

2018 CHICAGO CUBS MEDIA GUIDE

Chicago Cubs Baseball Club, LLC

Wrigley Field
1060 W. Addison St.
Chicago, IL 60613-4397

Telephone: 773-404-CUBS
Internet: www.cubs.com
Twitter: @Cubs

Wrigley Field

First Game: April 23, 1914
First Cubs/National League Game: April 20, 1916
Dimensions (LF-LC-CF-RC-RF): 355-368-400-368-353

Minor League System

AAA: Iowa Cubs – Pacific Coast League
AA: Tennessee Smokies – Southern League
A: Myrtle Beach Pelicans – Carolina League
A: South Bend Cubs – Midwest League
Short-Season A: Eugene Emeralds – Northwest League

Rookie: Mesa Cubs 1 – Arizona League
Rookie: Mesa Cubs 2 – Arizona League
Rookie: Dominican Cubs 1 – Dominican Summer League
Rookie: Dominican Cubs 2 – Dominican Summer League

Major League Baseball

245 Park Avenue
New York, NY 10167
Telephone: 212-931-7800
Internet: www.MLB.com
Twitter: @MLB

2018 Chicago Cubs Media Guide

The 2018 Chicago Cubs Media Guide was produced by the Cubs Media Relations Department. Information within is for use by accredited members of the news media. Those desiring to use this information for commercial purposes must contact the Cubs Media Relations Department. This guide is based on information available through February 28, 2018.

Written and Edited By: Jason Carr, Alex Wilcox

Statistical/Research Consultant: Ed Hartig

Editorial Assistant: Peter Chase

Statistical Assistance: MLB Baseball Information System, Elias Sports Bureau, STATS Inc.

Photographers: Stephen Green and David Durochik

Printer: Lake County Press (Waukegan, IL)

Special Thanks To: Ella Cahill, Bryan Evans, Derrick Fong, Kelly King, Lukas McKnight, Cory Schwartz, Kenny Socorro and Alex Suarez

Copyright 2018 – Chicago Cubs Baseball Club, LLC. All Rights Reserved.

TABLE OF CONTENTS

2018 Cubs/Wrigley Field

| | |
|---|---------|
| 2018 Cubs Roster..... | 7-9 |
| Birthdays (In-Season)/Anniversary Dates..... | 10 |
| Front Office Directory..... | 11-13 |
| How The 2018 Cubs Were Built..... | 116 |
| Important Dates In 2018..... | 29 |
| Media Policies/Reglas de Prensa/ 年メディア方針..... | 370-372 |
| Milestones Within Reach In 2018..... | 10 |
| Mission Statement..... | 28 |
| Spring Training Information/Schedule..... | 375-376 |
| Wrigley Field Batting Practice Schedule..... | 373 |
| Wrigley Field Ground Rules..... | 311 |
| Wrigley Field History And Information..... | 373 |
| Wrigley Field Promotional Schedule..... | 374 |

2018 Cubs Biographies

| | |
|--|---------|
| Executives..... | 14-30 |
| Manager Joe Maddon and Coaching Staff..... | 32-46 |
| Medical Staff/Clubhouse Staff..... | 47-50 |
| Players..... | 51-192 |
| TV and Radio Broadcasters..... | 367-369 |

2017 Cubs Season in Review

| | |
|---|---------|
| 2017 Season Highlights..... | 275-276 |
| American League Batting/Pitching/Fielding Statistics..... | 287-288 |
| Attendance Figures..... | 277-279 |
| Breaking Down The Cubs Record..... | 279 |
| Cubs Batting/Pitching/Fielding Statistics..... | 281-284 |
| Cubs Batting/Pitching Leaders..... | 282 |
| Day-By-Day Results..... | 277-279 |
| Ejections..... | 290 |
| Highs and Lows..... | 280 |
| Lineup Breakdowns..... | 282 |
| Major League Standings..... | 284 |
| National League Batting/Pitching/Fielding Statistics..... | 285-286 |
| Runs Scored Breakdowns..... | 281 |
| Transactions: January 1, 2017-February 16, 2018..... | 289-290 |

Cubs Batting Records

| | |
|--|---------|
| 200-Hit Club..... | 298 |
| All-Time Batting Leaders..... | 304 |
| Batters: Last Time It Happened..... | 305 |
| Batters: Only Time It Happened..... | 299 |
| Batting Records (Career and Season)..... | 298-299 |
| Batting Records (Single-Game)..... | 300 |
| Cycle Hitters..... | 298 |
| Home Run/Grand Slam Records..... | 302 |
| Home Runs at Wrigley Field (Career)..... | 298 |
| Inside-The-Park Home Runs..... | 303 |
| Longest Hitting Streaks..... | 298 |
| Miscellaneous Club Records (Since 1900)..... | 305 |
| Pinch-Hit/Switch-Hit/Extra-Inning Records..... | 303 |
| Rookie Batting Records..... | 299 |
| Single-Season Leaders By Position..... | 301 |
| Single-Season Batting Leaders..... | 301 |
| Steals Of Home..... | 303 |
| Yearly Batting Leaders Since 1876..... | 293-297 |
| Yearly Batting Statistics Since 1876..... | 291-292 |

Cubs Pitching/Fielding Records

| | |
|--|---------|
| 20-Game Winners..... | 313 |
| All-Time Pitching Leaders..... | 315 |
| Fielding Records..... | 318 |
| Longest Winning Streaks (Individual)..... | 313 |
| No-Hitters/One-Hitters..... | 316 |
| Pitchers Batting Records..... | 317 |
| Pitchers: Last Time It Happened..... | 317 |
| Pitchers: Only Time It Happened..... | 314 |
| Pitchers ERA Under 3.00..... | 314 |
| Pitching Records..... | 313-314 |
| Single-Season NL Strikeout Records (Team)..... | 314 |
| Single-Season Pitching Leaders..... | 315 |
| Strikeouts by a Left-Handed Pitcher (Single-Season)..... | 314 |
| Winning Percentage Leaders..... | 313 |
| Yearly Pitching Leaders Since 1876..... | 308-312 |
| Yearly Pitching Statistics Since 1876..... | 306-317 |

Cubs Historical Information

| | |
|---|---------|
| All-Star Cubs..... | 336 |
| All-Time Roster Since 1876..... | 324-342 |
| Award Winners..... | 335 |
| Ballparks the Cubs have called Home..... | 354 |
| Best/Worst Monthly Records and Season Starts..... | 339 |
| Coaches Since 1921..... | 323 |
| Cubs in the Community..... | 4-6 |
| General Managers Since 1934..... | 18 |
| Hall Of Fame Cubs..... | 334 |
| Highlights In Cubs History..... | 319-320 |
| Interleague Record by Year..... | 322 |
| Managers Since 1876..... | 323 |
| Mr. Cub – Ernie Banks..... | 105 |
| Nicknames Used By The Cubs..... | 319 |
| Opening Day Lineups and Results Since 1974..... | 337-338 |
| Ownership History..... | 49 |
| Uniform Number Data..... | 333-334 |
| Vs. Opponents Since 1876..... | 339-348 |
| Year-By-Year Record Since 1876..... | 321-322 |

Cubs Post-Season History

| | |
|--|---------|
| All-Time Post-Season Roster..... | 363 |
| Club Post-Season Records..... | 364 |
| Individual Post-Season Records..... | 365-366 |
| Post-Season Series-by-Series Recaps..... | 349-362 |

Minor Leagues/Scouting

| | |
|--|---------|
| Club-By-Club Affiliates Information/2017 Statistics..... | 198-222 |
| First-Round Picks Since 1965..... | 217 |
| First-Year Draft – 2017..... | 143 |
| Minor League Award Winners – 2017..... | 219 |
| Minor League Coordinators/Instructors..... | 193-197 |
| Minor League Player Register..... | 227-274 |
| Scouting/International Operations Directory..... | 223-226 |

Information Boxes

RULES/DEFINITIONS

| | |
|--|-----|
| Consecutive-Game Streaks | 199 |
| Game Definitions (Night/Twi-Night/Tie/Suspended) | 341 |
| How To Figure Baseball Statistics | 220 |
| Major League Waiver Rules..... | 260 |
| Pinch-Hitter Definition | 43 |
| Qualifying Numbers (Batting/ERA/Fielding Championships)..... | 206 |
| Rookie Definition..... | 180 |
| Save Rule | 211 |

MISCELLANEOUS SUBJECTS

| | |
|---|----------|
| Athletic Trainer Register | 48 |
| Ballpark Seniority/First-Game Record | 140 |
| Biggest Turnaround in a Season | 228 |
| Canadian-Born Cubs | 188 |
| Chicago Media in the Hall of Fame | 334 |
| Chicago Natives Playing For Cubs | 80 |
| Clark the Cub | 74 |
| Concerts at Wrigley Field | 25 |
| Consecutive 1-0 Contests | 67 |
| Consecutive Series Sweeps..... | 216 |
| Cubs Broadcasters Since 1948..... | 369 |
| Cubs/Phillies 26-23 Game | 345 |
| Directly To Majors, Only Cub | 218 |
| Father-Son and Brother Combinations in Cubs History..... | 44 |
| First-Round Selections, June Draft..... | 217 |
| Franchise Nicknames Since 1876..... | 319 |
| Highest Scoring Cubs Games/20-Run Games | 304 |
| Holiday Play | 138 |
| How 2018 Cubs Were Built | 116 |
| Japanese-Born Cubs | 93 |
| Lefty Tyler 21.0-Inning Outing..... | 309 |
| Longest Cubs Winning/Losing Streaks..... | 339 |
| Longest Span Between Cubs Tenures..... | 205 |
| Milestone Victories in Franchise History..... | 136 |
| Most Popular Last Names In Cubs History | 324 |
| Most Regular Season Victories, M.L. History | 46 |
| Oldest Cubs Players | 201 |
| Ownership History..... | 49 |
| Players On Roster Originally Signed By Cubs Organization..... | 118 |
| Roberto Clemente Award..... | 89 |
| Sandberg Game..... | 346 |
| Social Media and the Cubs | 103 |
| Statcast Information/Records | 87 |
| Throwback Uniform History..... | 114 |
| World Baseball Classic and Cubs | 208 |
| Wrigley Field Wind Trends | 282, 283 |
| Youngest Cubs To Play In Postseason..... | 353 |
| Youngest Players To Play For Cubs | 129 |
| Zip Zabel 18.1-Inning Relief Outing..... | 309 |

CUBS FIRST/LAST TIME IT HAPPENED

| | |
|---|-----|
| Back-To-Back 20-Hit Games..... | 221 |
| Back-To-Back Game-Ending Homers..... | 175 |
| Back-To-Back-To-Back 10-Plus Strikeouts Games | 134 |
| Birthdays, Last Time It Happened | 166 |
| Doubleheaders, Last Time It Happened | 164 |
| Eight Runs in Consecutive Innings..... | 332 |
| First Cub Born in Each Decade..... | 214 |
| First Cubs Born in Foreign Countries..... | 159 |
| Five Cubs With 200.0 Innings Pitched | 45 |
| Gametime Temperatures, Wrigley Field | 193 |
| Largest Comeback Victory and Last-Inning Comeback Victory..... | 95 |
| Last Cubs Starter To Open Campaign 5-0 | 62 |
| Last Pitcher to Have Four Hits/Multi-HR Against Cubs..... | 119 |
| Last Rookie To Hurl Back-to-Back Complete Games..... | 309 |
| Last 16-Inning, 1-0 Game | 312 |
| Last Time Cubs Allowed Fewer Than Three Runs In Three-Game Series | 332 |
| Last Time Cubs Threw Three-Straight Complete Games..... | 287 |
| Last Time Cubs Threw Three-Straight Shutouts | 287 |
| Last Time Three-Straight 10-Run Games | 332 |
| Last Trades With American League Clubs | 348 |
| One-Game Series..... | 340 |
| Position Players Pitching..... | 109 |
| Season Sweeps of Opponents..... | 344 |
| Starts, 30 by Four Different Pitchers in a Season..... | 133 |
| Sweeps, Last Time It Happened | 286 |
| Tie Games..... | 188 |
| Triple Plays..... | 54 |
| Video Board, Home Runs | 72 |
| Walk-off Hits | 42 |

CUBS RECORDS

| | |
|---|-----|
| Attendance, Chicago/Season Records..... | 60 |
| Best/Worst Career Starts by a Pitcher..... | 309 |
| Consecutive Home Wins by Pitcher..... | 76 |
| Doubles, Most in a Season | 161 |
| Grand Slam Info, All-Time by Cubs..... | 302 |
| Home Runs Hit at Wrigley Field..... | 50 |
| Homer Record Over Three-Game Span..... | 213 |
| Homers By Pitching Staff..... | 317 |
| Instant Replay | 285 |
| Left-Handed Pitchers Used in One Season | 309 |
| Longest Cubs Games (Innings and Time) | 78 |
| Lopsided Wins/Losses | 171 |
| Night Games at Wrigley Field, since 1988 | 103 |
| Opening Day Records..... | 338 |
| Pitchers Used In One Season..... | 309 |
| Players Used in One Season..... | 192 |
| Rookies, Club Mark For Most Used in One Season..... | 153 |
| Saves in Major League Debuts..... | 309 |
| Scoring In Consecutive Games | 332 |
| Starters Used in One Season (Fewest) | 122 |
| Strikeouts By Reliever..... | 309 |
| Strikeouts 9.0-Inning Game | 313 |
| Two-Game and Doubleheader Records | 299 |
| Wood's 20-Strikeout Game | 342 |

Cubs in the Community

The Chicago Cubs and Cubs Charities community activities and charitable contributions reflect a commitment to be a good neighbor and corporate citizen. These efforts help the club to improve the lives of children and families across our city and surrounding areas. With the help of a great team of players, spouses, front office associates and corporate partners, the Cubs continually strive to be the best in the game on and off the field. Through the Cubs' efforts to be a good neighbor, the organization has invested in neighborhood improvement activities and committed to increasing the team's charitable donations and year-round service involvement.

Cubs Charities provides a vehicle for Cubs fans and partners to donate and support at-risk youth in the areas of health, fitness and education. The funds raised through Cubs Charities events and donations fund Cubs Care, a McCormick Foundation fund, as well as direct community programs including Cubs Scholars and Cubs Charities Diamond Project. In 2017, Cubs Charities gave more than \$5 million in charitable contributions.

Fundraising events and programs for 2018 include:

50/50 Raffle

Fans can try their luck and purchase raffle tickets during Cubs home games. The winner receives 50 percent of the net ticket revenue, while the remainder benefits programs funded by Cubs Charities.



Bricks and Ivy Ball

April 18, 2018

Fans will enjoy a seated dinner, mingling with Cubs players, coaches and members of the organization, and much more during the eighth annual Bricks and Ivy Ball. The event features specialty cocktails, dinner, a premium silent and live auction and entertainment. Net proceeds benefit Cubs Charities.

For more information or to purchase tickets to the Bricks and Ivy Ball, visit cubs.com/bricksandivy.

Race to Wrigley 5K, Presented by ATI Physical Therapy

May 6, 2018

Participants will run through the streets of the scenic Lakeview neighborhood before returning to the Friendly Confines. Proceeds from the race benefit Cubs Charities, which will donate all proceeds from personal fundraising to support critical care needs for pediatric patients in Chicago through Advocate Healthcare.

For more information or to register, visit www.racetowrigley.com.

Cubs Caravan

January 10-11, 2018

Cubs players, coaches, broadcasters and front office associates embark on an annual two-day excursion visiting schools, neighborhoods and community organizations in the Chicagoland area.

In 2018, the Cubs Caravan featured Cubs players, coaches, broadcasters and front office associates visiting Advocate Children's Hospital-Park Ridge and the Chicago Help Initiative. The tour ended at Kilmer Elementary School, where Cubs players and front office associates painted wall murals, addressed classrooms and built sensory corners.



Cubs Convention

January 12-14, 2018, at the Sheraton Grand Chicago

The Cubs Convention is a three-day baseball celebration each winter where fans get a chance to mingle with Cubs players, alumni, broadcasters, coaches and team officials.

The 2018 Cubs Convention, the team's 33rd, included autographs and photo sessions, question-and-answer sessions and the sale and display of Cubs memorabilia.

Lakeview Efforts

The Cubs actively communicate with those who live in the community around the ballpark via the Community Connection newsletter. By attending dozens of community meetings and events throughout the year, the team actively participates in preserving and enhancing the quality of life for Lakeview residents. The team hosts events and activities that contribute to the unique and diverse fabric of the neighborhood and generate increased business for the area.

For more information, visit cubs.com/neighbors.

Lending a Helping Hand

In 2017, the Cubs and Cubs Charities donated thousands of tickets to nonprofit organizations as well as more than 4,300 autographed items and experiences to charitable fundraising events across the country totaling more than \$1,135,000 of in-kind donations.

To learn more or make a request, visit cubs.com/donations.

Let's Give

In 2017, the Cubs continued the "Let's Give" initiative, a yearlong charitable campaign featuring Cubs players, coaches and front office associates engaging in community service projects across Chicago. The campaign featured Cubs Charities events, player fundraisers and community service projects to improve the lives of children and families. Throughout 2016, Cubs associates, players and Cubs Wives dedicated more than 3,400 hours to community initiatives and causes, including projects with Breakthrough, Lakeview Pantry, PAWS Chicago and Misericordia. Since 2014, more than 8,800 service hours have been committed.



Cubs Charities Signature Programs

Cubs Charities' signature programs address the needs of Chicago's youth and reflect our commitment to baseball, health, fitness and education in communities throughout Chicago.

Cubs Scholars

Cubs Scholars promotes academic achievement and post-secondary educational advancement through a college preparatory program, mentoring and college scholarships of \$5,000 per year upon enrollment in a four-year college or university. Cubs Scholars targets high-potential, Chicago high school students with a demonstrated need. The Cubs Scholars Program rewards both individual students and the nonprofit organizations which support their development by providing college scholarships to high achievers and grants to the nonprofit programs which nominate and support them.

Cubs Scholars participate in Cubs College Prep throughout their senior year of high school and into college. Cubs College Prep partners each Cubs Scholar with a Cubs front office associate mentor who works with them through their senior year and in the transition to college.



In addition to Cubs College Prep, Cubs Charities sponsors each of the Cubs Scholars in a one-year college preparation program offered by Chicago Scholars, an established mentoring program. Chicago Scholars tracks students and offers established curriculum for measuring success and keeping students on track toward college graduation. Cubs Scholars participate in Chicago Scholars' program throughout their four years of college to maximize their chances for college graduation. Currently, 25 Cubs Scholars are participating in Cubs College Prep or attending college. To date, Cubs Charities has pledged \$500,000 in scholarship support.

For more information, contact cubsscholars@cubs.com.

Cubs Junior All-Stars

To promote health and fitness and introduce youth to the fundamentals of baseball, Cubs Charities offers Cubs Junior All-Stars summer camp, a four-week program available free-of-charge to participants. Since 2013, the summer camp has served more than 4,250 youth.

In 2017, more than 1,100 children participated in Cubs Junior All Stars including school assemblies and the four-week summer camp. Cubs Junior All Stars stations were led by the Cubs in partnership with Urban Initiatives. Cubs Junior All Stars brings together Cubs associates, Cubs corporate partners, Cubs philanthropic partners, Cubs ownership and Cubs players to impact the health of kids in the Chicago community.

For more information, contact cubsonthemove@cubs.com.

Cubs Charities Diamond Project

The Cubs Charities Diamond Project was launched in April 2014 to expand opportunities for children to play baseball, create or preserve green space in underserved neighborhoods and to foster a love of the game. Through the Diamond Project, Cubs Charities provides funds to nonprofit, neighborhood-based organizations to support capital improvement projects that improve the quality, safety and accessibility of local baseball fields or indoor training facilities with the technical assistance of LISC Chicago. Since 2014, Cubs Charities has funded 45 capital projects.

In 2017, the Cubs Charities Diamond Project awarded more than \$870,000 to improve the quality, safety and accessibility of local baseball fields or indoor training facilities, pledged over \$100,000 to support baseball and softball programs across Chicago, and provided more than \$90,000 in equipment. In 2018, Cubs Charities Diamond Project will again accept applications for grant resources in the following categories:

- © Field and Facility Grants: to help finance the resurfacing of baseball fields and to equip gymnasiums or facilities with amenities that will allow for indoor play and baseball skills training during the offseason.
- © Program Grants: to support neighborhood leagues.
- © Equipment

For more information, contact diamondproject@cubs.com.

Youth and Special Needs Baseball

Through a significant grant from Cubs Charities, McCormick Foundation's Cubs Care supports organizations committed to bringing quality sports programming to the children of Chicago. Each year, more than 6,500 children and young adults participate in sports programs funded by Cubs Care grants. Examples of programs funded through Cubs Care include:

Jr. Wheelchair Cubs— The Cubs support the Rehabilitation Institute of Chicago (RIC) Caring for Kids program which provides introductory sports and recreation programs for children with physical disabilities in the greater Chicagoland area. RIC uses the Cubs Care grants to support its competitive wheelchair softball teams and fund two adaptive summer camps to help promote independence.

Rookie League— A partnership with the Chicago Park District, Rookie League is an introductory league for six to 12 year olds. The league has grown to 80 locations with over 500 teams across Chicago. Each year, more than 4,200 children from neighborhoods throughout the city can participate in the program free of charge.

Inner City Youth Baseball— Inner City Youth Baseball provides recreational activities for more than 640 kids, ages nine to 12, who live in Chicago Housing Authority developments and scattered site housing throughout Chicago. The program is operated in partnership with the Chicago Park District.

Reviving Baseball in the Inner Cities (RBI)— The Reviving Baseball in Inner Cities (RBI) program of the Union League Boys & Girls Clubs of Chicago reaches more than 420 teens ages 13 to 18 in Chicago. Grants typically cover all programs costs so the league can provide equipment, uniforms, and instruction at no cost to the participants. In 2017, Cubs RBI grew from 24 to 28 teams.



Cubs RBI Scholars— Launched in 2017, Cubs RBI Scholars is an initiative designed to offer a continuum of academic and student support for high school student athletes who participate in Cubs RBI baseball programs. The primary goal of Cubs RBI Scholars program is to provide tools and resources to RBI athletes to build study habits and skills, promote a culture of learning and create a pathway to college.

RBI Girls Softball— The RBI Girls Softball program aims to expose girls, ages eight through 14, to competitive league play. Operated by the Chicago Park District, the program includes nine teams serving 75 young women.

Special Recreation Programs— The Chicago Park District's Special Recreation programs are geared towards helping children and adults with special needs. These programs include Beep Baseball for the visually impaired, Buddy Baseball for the physically challenged, Deaf & Hard of Hearing Softball for the hearing impaired and Alternative Athletic Conference (AAC) softball for those with learning/behavioral problems. The program serves over 950 participants.

Cubs Special Olympics— Cubs Special Olympics provides year-round sports training and competition for individuals age 6 to 21 old with intellectual disabilities or closely-related developmental disabilities. The program is offered in partnership with Special Children's Charities, Chicago Public Schools and Special Olympics Illinois. In 2017, Cubs Charities donated \$100,000 to Special Olympics in honor of 50th Anniversary activities scheduled to be held in Chicago during the summer of 2018.

Play Ball

In 2017, Cubs Charities will partner with Major League Baseball to hold a Play Ball event during spring training in Mesa, Arizona. A special initiative of Commissioner Manfred, Play Ball seeks to introduce youth to the "FUNdamentals" of baseball and softball.

African American Outreach

The Cubs are active in their efforts to strengthen their relationships in the African American community. Each season, the Cubs host Jackie Robinson Day at Wrigley Field and participate in the Bud Billiken back-to-school parade to promote education. In 2017, the Cubs celebrated HBCU Day at Wrigley Field and presented the United Negro College Fund with a \$110,000 donation.

Hispanic Outreach

The Cubs relationships with charitable organizations and programs serving Latino communities throughout the area continues to grow. Each September, the Cubs celebrate Hispanic Heritage month by hosting a Roberto Clemente Day reception for Hispanic business, civic and community leaders across Chicago.

LosCubs.com

LosCubs.com provides Spanish-speaking fans with up-to-date news, team information, game recaps and exclusive player profiles and stories in Spanish.

On the Radio

Select Cubs games are broadcast in Spanish on WRTO-AM 1200 and made available on television via SAP.



Cubs 2018 Spring Training Roster (As of February 19, 2018)

| NO. | PITCHERS (36) | B-T | HT | WT | BIRTHDATE | BIRTHPLACE | RESIDENCE | 2017 CLUB(S) | W-L | ERA | G | GS | CG | SV | IP | H | R | ER | BB | SO | MLS |
|-----|---------------------|-----|------|-----|-----------|----------------------|-------------------------|-------------------|------|-------|----|----|----|----|-------|-----|-----|----|----|-------|-------|
| 68 | Alvarez, Dairo | L-L | 6-1 | 171 | 1/17/89 | Santiago, D.R. | Santiago, D.R. | Texas | 2-0 | 2.76 | 20 | 0 | 0 | 0 | 16.1 | 19 | 8 | 5 | 14 | 17 | 1+66 |
| 73 | Alzolar, Adbert | R-R | 6-1 | 175 | 3/1/95 | San Felix, Venezuela | San Felix, Venezuela | Myrtle Beach-A | 7-1 | 2.33 | 18 | 1 | 0 | 0 | 27.0 | 24 | 7 | 10 | 36 | 0 | |
| 87 | Baldonado, Alberto* | L-L | 6-4 | 250 | 2/1/93 | Colon, Panama | Colon, Panama | Tennessee-AA | 0-3 | 3.03 | 7 | 7 | 0 | 0 | 32.2 | 27 | 12 | 11 | 12 | 30 | 0 |
| 45 | Bass, Anthony* | R-R | 6-2 | 200 | 11/1/87 | Dearborn, MI | Nashville, TN | Binghamton-AA | 0-0 | 0.00 | 11 | 0 | 0 | 6 | 16.2 | 8 | 0 | 0 | 5 | 25 | 0 |
| 72 | Brooks, Craig* | R-R | 5-10 | 185 | 9/23/92 | Monroe, NC | Monroe, NC | Las Vegas-AAA | 0-4 | 6.65 | 39 | 0 | 0 | 2 | 43.1 | 47 | 33 | 32 | 23 | 39 | 0 |
| 33 | Butler, Eddie | R-R | 6-2 | 180 | 3/13/91 | Chesapeake, VA | Chesapeake, VA | Round Rock-AAA | 3-4 | 4.18 | 18 | 12 | 0 | 0 | 75.1 | 79 | 43 | 35 | 28 | 87 | 3+159 |
| 78 | Camarera, Daniel* | L-L | 6-0 | 210 | 11/9/92 | Bonita, CA | Bonita, CA | Texas | 0-0 | 14.29 | 2 | 0 | 0 | 0 | 5.2 | 14 | 9 | 9 | 0 | 1 | 0 |
| 21 | Chatwood, Tyler | R-R | 5-11 | 200 | 12/16/89 | Redlands, CA | Scottsdale, AZ | AZ Rangers R | 0-1 | 4.00 | 3 | 2 | 0 | 0 | 9.0 | 11 | 5 | 4 | 2 | 9 | 0 |
| 41 | Cishek, Steve | R-R | 6-6 | 217 | 6/18/86 | Falmouth, MA | Jupiter, FL | Myrtle Beach-A | 1-0 | 0.44 | 12 | 0 | 0 | 3 | 20.1 | 9 | 1 | 1 | 6 | 30 | 0 |
| 11 | Darvish, Yu | R-R | 6-5 | 216 | 8/16/86 | Osaka, Japan | Kobe City, Japan | Tennessee-AA | 0-1 | 4.46 | 33 | 0 | 0 | 7 | 40.1 | 30 | 22 | 20 | 29 | 58 | 0 |
| 71 | De La Cruz, Oscar | R-R | 6-4 | 200 | 3/4/95 | La Romana, D.R. | La Romana, D.R. | lowa-AAA | 2-0 | 2.17 | 8 | 8 | 0 | 0 | 45.2 | 49 | 12 | 11 | 12 | 30 | 1+141 |
| 32 | Duensing, Brian | L-L | 6-0 | 200 | 2/22/83 | Manysville, KS | Elkhorn, NE | CUBS | 4-3 | 3.95 | 13 | 11 | 0 | 0 | 54.2 | 50 | 24 | 24 | 28 | 30 | 0 |
| 6 | Edwards Jr, Carl | R-R | 6-3 | 170 | 9/3/91 | Prosperity, SC | Prosperity, SC | Trenton-AA | 2-4 | 3.81 | 15 | 15 | 0 | 0 | 85.2 | 89 | 46 | 35 | 20 | 48 | 0 |
| 59 | Fairrell, Luke | R-R | 6-6 | 210 | 6/7/91 | Westlake, OH | New York City, NY | Scranton/W-B-AAA | 4-2 | 3.28 | 7 | 7 | 0 | 0 | 35.2 | 30 | 14 | 13 | 11 | 30 | 0 |
| 79 | Garner, David* | R-R | 6-1 | 185 | 9/21/92 | Niles, MI | Niles, MI | Colorado | 8-15 | 4.69 | 33 | 25 | 1 | 1 | 147.2 | 136 | 79 | 77 | 77 | 120 | 6+39 |
| 52 | Grimm, Justin | R-R | 6-3 | 210 | 8/16/88 | Bristol, TN | Nashville, TN | Seattle | 1-1 | 3.15 | 23 | 0 | 0 | 0 | 20.0 | 13 | 7 | 7 | 15 | 6+143 | 0 |
| 80 | Hancock, Justin* | R-R | 6-4 | 200 | 10/28/90 | Defiance, OH | Terra Haute, IN | Arkansas-AA# | 0-0 | 5.40 | 4 | 1 | 0 | 0 | 3.1 | 4 | 2 | 2 | 1 | 4 | 0 |
| 82 | Hatch, Thomas* | R-R | 6-1 | 200 | 9/29/94 | Tulsa, OK | Tulsa, OK | Tacoma-AAA# | 1-0 | 0.00 | 2 | 0 | 0 | 0 | 2.2 | 0 | 0 | 0 | 3 | 2 | 0 |
| 28 | Hendricks, Kyle | R-R | 6-3 | 190 | 12/7/89 | Newport Beach, CA | San Juan Capistrano, CA | Tampa Bay | 2-1 | 1.09 | 26 | 0 | 0 | 0 | 24.2 | 13 | 3 | 3 | 7 | 26 | 0 |
| 34 | Lester, Jon | L-L | 6-4 | 240 | 1/7/84 | Tacoma, WA | Atlanta, GA | Texas | 6-9 | 4.01 | 22 | 22 | 0 | 0 | 137.0 | 115 | 63 | 61 | 45 | 148 | 6+0 |
| 36 | Maples, Dillon | R-R | 6-2 | 230 | 5/9/92 | Sanford, NC | West End, NC | Los Angeles-N.L. | 4-3 | 3.44 | 9 | 9 | 0 | 0 | 49.2 | 44 | 20 | 19 | 13 | 61 | 0 |
| 60 | Mazzoni, Cory | R-R | 6-1 | 210 | 10/19/89 | Evans City, PA | Evans City, PA | Myrtle Beach-A | 0-0 | 0.00 | 1 | 0 | 0 | 0 | 2.0 | 0 | 0 | 0 | 0 | 1 | 0 |
| | | | | | | | | Mesa-R | 0-0 | 0.00 | 2 | 0 | 0 | 0 | 3.0 | 0 | 0 | 0 | 0 | 5 | 8+55 |
| | | | | | | | | lowa-AAA# | 1-1 | 2.74 | 68 | 0 | 0 | 0 | 62.1 | 58 | 19 | 19 | 18 | 61 | 0 |
| | | | | | | | | CUBS | 5-4 | 2.98 | 73 | 0 | 0 | 0 | 66.1 | 29 | 22 | 22 | 38 | 94 | 1+134 |
| | | | | | | | | Omaha-AAA | 7-4 | 4.07 | 17 | 16 | 0 | 0 | 97.1 | 89 | 48 | 44 | 33 | 94 | 0+31 |
| | | | | | | | | Kansas City | 0-0 | 16.88 | 1 | 1 | 0 | 0 | 2.2 | 7 | 5 | 5 | 3 | 2 | 0 |
| | | | | | | | | Oklahoma City-AAA | 0-0 | 3.86 | 1 | 1 | 0 | 0 | 4.2 | 4 | 3 | 2 | 2 | 5 | 0 |
| | | | | | | | | Louisville-AAA | 1-2 | 9.82 | 4 | 3 | 0 | 0 | 14.2 | 14 | 16 | 11 | 18 | 0 | 0 |
| | | | | | | | | Cincinnati | 0-0 | 2.61 | 9 | 0 | 0 | 0 | 10.1 | 5 | 3 | 7 | 7 | 0 | 0 |
| | | | | | | | | Tennessee-AA | 2-2 | 2.61 | 26 | 0 | 0 | 0 | 31.0 | 23 | 10 | 9 | 17 | 37 | 0 |
| | | | | | | | | lowa-AAA | 2-1 | 4.73 | 9 | 0 | 0 | 2 | 13.1 | 17 | 8 | 7 | 8 | 14 | 0 |
| | | | | | | | | CUBS | 1-2 | 5.53 | 50 | 0 | 0 | 1 | 55.1 | 47 | 34 | 34 | 27 | 59 | 4+153 |
| | | | | | | | | lowa-AAA# | 0-1 | 3.86 | 10 | 0 | 0 | 3 | 11.2 | 10 | 5 | 5 | 18 | 0 | 0 |
| | | | | | | | | San Antonio-AA | 0-2 | 6.23 | 10 | 0 | 0 | 0 | 13.0 | 17 | 13 | 9 | 7 | 11 | 0 |
| | | | | | | | | Tennessee-AA | 1-2 | 4.41 | 16 | 0 | 0 | 0 | 16.1 | 19 | 12 | 8 | 16 | 16 | 0 |
| | | | | | | | | lowa-AAA | 1-2 | 4.50 | 17 | 0 | 0 | 1 | 22.0 | 25 | 11 | 11 | 24 | 0 | 0 |
| | | | | | | | | Myrtle Beach-A | 5-11 | 4.04 | 26 | 26 | 0 | 0 | 124.2 | 126 | 74 | 56 | 50 | 126 | 0 |
| | | | | | | | | CUBS | 7-5 | 3.03 | 24 | 24 | 0 | 0 | 139.2 | 126 | 49 | 47 | 40 | 123 | 3+81 |
| | | | | | | | | Tennessee-AA# | 0-0 | 1.08 | 2 | 2 | 0 | 0 | 8.1 | 2 | 1 | 1 | 1 | 5 | 0 |
| | | | | | | | | Myrtle Beach-A | 13-8 | 4.33 | 32 | 32 | 1 | 0 | 180.2 | 179 | 101 | 87 | 60 | 180 | 11+75 |
| | | | | | | | | Tennessee-AA | 1-1 | 3.29 | 14 | 0 | 0 | 6 | 13.2 | 11 | 5 | 4 | 11 | 28 | 0+31 |
| | | | | | | | | lowa-AAA | 1-2 | 1.96 | 17 | 0 | 0 | 4 | 18.1 | 12 | 7 | 4 | 11 | 28 | 0 |
| | | | | | | | | CUBS | 0-0 | 10.13 | 6 | 0 | 0 | 0 | 5.1 | 6 | 6 | 6 | 6 | 11 | 0 |
| | | | | | | | | AZL Padres 1-R | 1-0 | 0.00 | 7 | 0 | 0 | 0 | 8.0 | 7 | 0 | 0 | 0 | 15 | 0+76 |
| | | | | | | | | AZL Padres 2-R | 0-0 | 0.00 | 2 | 0 | 0 | 0 | 2.0 | 0 | 0 | 0 | 0 | 2 | 0 |
| | | | | | | | | El Paso-AAA | 1-0 | 0.89 | 14 | 0 | 0 | 1 | 20.1 | 18 | 2 | 2 | 3 | 31 | 0 |
| | | | | | | | | San Diego | 0-0 | 13.50 | 6 | 0 | 0 | 0 | 8.0 | 17 | 16 | 12 | 4 | 4 | 0 |

Cubs 2018 Spring Training Roster (As of February 19, 2018)

| NO. | PITCHERS (Cont.) | B-T | HT | WT | BIRTHDATE | BIRTHPLACE | RESIDENCE | 2017 CLUB(S) | W-L | ERA | G | GS | CG | SV | IP | H | R | ER | BB | SO | MLS |
|-----|----------------------|-----|------|-----|-----------|---------------------|------------------------|--|--|---------------------------------|----------------------------------|-------------------------------|-------------------------------|----------------------------|----------------------------|------------------------------|-------------------------------|----------------------------|----------------------------|-------|-----------|
| 24 | Mills, Alec | R-R | 6-4 | 205 | 11/30/91 | Clarksville, TN | Clarksville, TN | Iowa-AAA Mesa-R Myrtle Beach-A | 2-0 0-0 0-1 | 3.21 0.00 3.00 | 2 2 2 | 3 | 0 | 0 | 14.0 5.0 9.0 | 12 2 8 | 9 | 5 | 3 | 7 | 0+22 |
| 38 | Montgomery, Mike | L-L | 6-5 | 215 | 7/1/89 | Mission Hills, CA | Santa Clarita, CA | CUBS | 7-8 | 3.38 | 44 | 14 | 0 | 3 | 130.2 | 103 | 52 | 49 | 55 | 100 | 2+89 |
| 15 | Morrow, Brandon | R-R | 6-3 | 207 | 7/26/84 | Santa Rosa, CA | Scottsdale, AZ | Oklahoma City-AAA Los Angeles-N.L. Chicago (A.L.) | 0-5 6-0 4-8 | 7.20 2.06 4.49 | 20 45 18 | 0 | 6 | 2 | 20.0 43.2 104.1 | 25 31 98 | 16 10 52 | 16 9 40 | 5 | 22 | 9+96 |
| 62 | Quintana, José | R-L | 6-1 | 220 | 1/24/89 | Ajona, Colombia | Barranquilla, Colombia | CUBS | 7-3 | 3.74 | 14 | 14 | 1 | 0 | 84.1 | 72 | 37 | 35 | 21 | 98 | 109 5+133 |
| 77 | Rosario, Randy | L-L | 6-1 | 210 | 5/18/94 | Nagua, D.R. | Rio San Juan, D.R. | Fort Myers-A Chattanooga-AA Minnesota | 0-0 1-0 0-0 | 0.00 4.08 30.86 | 2 32 0 | 0 | 0 | 0 | 3.2 57.1 2.1 | 2 57 8 | 0 | 1 | 3 | 45 | 0+10 |
| 51 | Roth, Michael* | L-L | 6-1 | 210 | 2/15/90 | Greer, SC | Simpsonville, SC | Sacramento-AAA Durham-AAA | 4-4 2-4 | 4.68 5.08 | 15 10 | 9 | 0 | 1 | 67.1 44.1 | 89 50 | 25 28 | 15 37 | 18 | 42 | 0+99 |
| 56 | Ryan, Kyle* | L-L | 6-5 | 225 | 9/25/91 | Auburndale, FL | Auburndale, FL | Detroit Toledo-AAA | 0-1 3-1 | 7.94 4.96 | 8 48 | 0 | 0 | 0 | 5.2 45.1 | 9 55 | 5 | 7 | 1 | 1+139 | |
| 57 | Simmons, Shae* | R-R | 5-11 | 190 | 9/3/90 | Cape Girardeau, MO | Scott City, MO | AZL Mariners-R# Arkansas-AA# Tacoma-AAA# Seattle | 0-0 0-0 0-0 0-2 | 0.00 10.13 3.68 7.04 | 1 3 9 0 | 1 | 0 | 0 | 1.0 2.2 7.1 7.2 | 1 6 5 4 | 0 | 0 | 2 | 3+111 | |
| 39 | Smyly, Drew | L-L | 6-3 | 190 | 6/13/89 | Little Rock, AR | Maumelle, AR | INJURED - DID NOT PITCH | 5-4 | 2.83 | 69 | 0 | 0 | 0 | 60.1 | 45 | 22 | 19 | 26 | 65 | 5+154 |
| 46 | Strop, Pedro | R-R | 6-1 | 220 | 6/13/85 | San Cristobal, D.R. | Palenque, D.R. | CUBS | 7-3 | 2.99 | 15 | 15 | 0 | 0 | 90.1 | 79 | 38 | 30 | 24 | 83 | 6+156 |
| 1 | Tseng, Jen-Ho | L-R | 6-1 | 210 | 10/3/94 | Taipei, Taiwan | Kaoshiung, Taiwan | Iowa-AAA CUBS | 6-1 1-0 | 1.80 7.50 | 9 2 | 1 | 0 | 0 | 55.0 6.0 | 48 5 | 11 | 14 | 39 | 0+19 | |
| 74 | Underwood Jr., Duane | R-R | 6-2 | 210 | 7/20/94 | Raleigh, NC | St. Petersburg, FL | Tennessee-AAA | 13-7 | 4.43 | 25 | 24 | 0 | 0 | 138.0 | 130 | 75 | 68 | 50 | 98 | 0 |
| 37 | Wilson, Justin | L-L | 6-2 | 215 | 8/18/87 | Anaheim, CA | Ft. Worth, TX | Detroit CUBS | 3-4 1-0 | 2.68 5.09 | 42 23 | 0 | 0 | 13 | 40.1 17.2 | 22 18 | 12 11 | 16 10 | 25 | 5+35 | |
| 29 | Zastzynny, Rob | R-L | 6-3 | 205 | 3/26/92 | Alberta, Canada | Scottsdale, AZ | Iowa-AAA CUBS | 2-3 0-0 | 5.94 8.31 | 14 4 | 7 | 0 | 1 | 47.0 13.0 | 50 19 | 32 12 | 31 7 | 14 11 | 40 | 0+79 |
| | | | | | | | | Mesa-R | 0-1 | 1.04 | 3 | 3 | 0 | 0 | 8.2 | 9 | 6 | 1 | 1 | 4 | |
| NO. | CATCHERS (6) | B-T | HT | WT | BIRTHDATE | BIRTHPLACE | RESIDENCE | 2017 CLUB(S) | AVG | G | AB | R | H | 2B | 3B | HR | RBI | BB | SO | SB | MLS |
| 7 | Caratini, Victor | S-R | 6-1 | 205 | 8/17/93 | Ponce, PR. | Coamo, PR. | Iowa-AAA CUBS | .342 .294 | 83 31 | 292 59 | 50 | 100 | 27 | 3 | 10 | 61 | 27 | 48 | 1 | 0+75 |
| 40 | Contreras, Wilson | R-R | 6-1 | 212 | 5/13/92 | Edo Carabobo, VZ | Puerto Cabello, VZ | CUBS | .276 | 117 | 377 | 50 | 104 | 21 | 0 | 21 | 74 | 45 | 98 | 5 | 1+108 |
| 43 | Davis, Taylor* | R-R | 5-10 | 200 | 11/28/89 | Tampa, FL | Jeffersonville, IN | Iowa-AAA CUBS | .297 .231 | 102 8 | 357 13 | 41 | 106 | 27 | 1 | 6 | 62 | 37 | 45 | 0 | 0+27 |
| 53 | Gimenez, Chris* | R-R | 6-2 | 230 | 12/27/82 | Gilroy, CA | Reno, NV | Minnesota | .220 | 77 | 186 | 28 | 41 | 9 | 0 | 7 | 16 | 33 | 60 | 1 | 5+163 |
| 84 | Rice, Ian* | R-R | 6-0 | 200 | 8/19/93 | Huntsville, AL | Tallahassee, FL | Tennessee-AA | .230 | 119 | 331 | 40 | 76 | 11 | 1 | 17 | 52 | 60 | 90 | 0 | |
| 64 | Solis, Alf* | R-R | 6-0 | 200 | 9/29/87 | Mexicali, Mexico | Mexicali, Mexico | Iowa-AAA | .253 | 58 | 158 | 18 | 40 | 13 | 0 | 3 | 19 | 60 | 48 | 1 | 0+45 |
| NO. | INFELDERS (13) | B-T | HT | WT | BIRTHDATE | BIRTHPLACE | RESIDENCE | 2017 CLUB(S) | AVG | G | AB | R | H | 2B | 3B | HR | RBI | BB | SO | SB | MLS |
| 9 | Báez, Javier | R-R | 6-0 | 190 | 12/1/92 | Bayamon, PR. | Jacksonville, FL | CUBS | .273 | 145 | 469 | 75 | 128 | 24 | 2 | 23 | 75 | 30 | 144 | 10 | 2+89 |
| 76 | Bote, David | R-R | 6-1 | 210 | 4/7/93 | Longmont, CO | Thornton, CO | Tennessee-AA | .272 | 127 | 470 | 65 | 128 | 30 | 3 | 14 | 59 | 49 | 101 | 5 | 0 |
| 17 | Bryant, Kris | R-R | 6-5 | 215 | 1/4/92 | Las Vegas, NV | Las Vegas, NV | CUBS | .295 | 151 | 549 | 111 | 162 | 38 | 4 | 29 | 73 | 95 | 128 | 7 | 2+171 |
| 66 | Court, Ryan* | R-R | 6-2 | 210 | 5/28/88 | Elgin, IL | Sleepy Hollow, IL | Pawtucket-AAA | .263 | 106 | 388 | 49 | 102 | 21 | 3 | 10 | 44 | 46 | 125 | 5 | 0 |
| 4 | Freeman, Mike* | L-R | 6-0 | 195 | 8/4/87 | Orlando, FL | Franklin, TN | Tacoma-AAA Seattle Oklahoma City-AAA Los Angeles-N.L. Iowa-AAA CUBS | .350 .067 .306 .000 .273 .160 | 16 30 41 4 23 15 | 60 30 121 5 77 25 | 12 2 17 0 10 3 | 21 3 37 4 21 4 | 0 0 2 2 0 2 | 1 1 1 0 0 0 | 9 7 16 13 6 7 | 10 4 31 3 2 19 | 2 0 5 2 3 8 | 0 0 1 0 0 0 | 0+106 | |

Cubs 2018 Spring Training Roster (As of February 19, 2018)

| NO. | INFELDERS (Cont.) | B-T | HT | WT | BIRTHDATE | BIRTHPLACE | RESIDENCE | 2017 CLUB(S) | AVG | G | AB | R | H | 2B | 3B | HR | RBI | BB | SO | SB | MLS |
|-----|-------------------|-----|------|-----|-----------|----------------|----------------|---------------|------|-----|-----|----|-----|----|----|----|-----|----|-----|----|--------|
| 8 | Happ, Ian | S-R | 6-0 | 205 | 8/12/94 | Pittsburgh, PA | Austin, TX | lowa-AAA | .298 | 26 | 104 | 21 | 31 | 6 | 0 | 9 | 25 | 11 | 27 | 2 | 0+142 |
| 2 | La Stella, Tommy | L-R | 5-11 | 170 | 1/31/89 | Westwood, NJ | Closter, NJ | CUBS | .253 | 115 | 364 | 62 | 92 | 17 | 3 | 24 | 68 | 39 | 129 | 8 | 3+57 |
| 61 | Navarro, Efen* | L-L | 6-0 | 210 | 5/14/86 | Lynwood, CA | Lynwood, CA | lowa-AAA | .218 | 33 | 110 | 14 | 24 | 2 | 0 | 1 | 6 | 10 | 22 | 0 | |
| 44 | Rizzo, Anthony | L-L | 6-3 | 240 | 8/8/89 | Parkland, FL | Parkland, FL | Toledo-AAA | .276 | 131 | 479 | 61 | 132 | 23 | 2 | 10 | 61 | 71 | 101 | 2 | 1+103 |
| 27 | Russell, Addison | R-R | 6-0 | 200 | 1/23/94 | Pensacola, FL | Pace, FL | CUBS | .273 | 157 | 572 | 99 | 156 | 32 | 3 | 32 | 109 | 91 | 90 | 10 | 5+168 |
| 86 | Vosler, Jason* | L-R | 6-2 | 205 | 9/6/93 | West Nyack, NY | West Nyack, NY | lowa-AAA# | .333 | 1 | 3 | 0 | 1 | 0 | 0 | 0 | 0 | 0 | 1 | 0 | 2+167 |
| 85 | Young, Chesny* | R-R | 6-0 | 180 | 10/6/92 | Atlanta, GA | Atlanta, GA | Tennessee-AA | .241 | 129 | 452 | 70 | 109 | 18 | 2 | 21 | 81 | 53 | 120 | 1 | 0 |
| 18 | Zobrist, Ben | S-R | 6-3 | 210 | 5/26/81 | Eureka, IL | Franklin, TN | lowa-AAA | .256 | 120 | 425 | 56 | 109 | 20 | 0 | 1 | 33 | 33 | 70 | 7 | 0 |
| | | | | | | | | CUBS | .232 | 128 | 435 | 58 | 101 | 20 | 3 | 12 | 50 | 54 | 71 | 2 | 10+134 |
| | | | | | | | | Tennessee-AA# | .500 | 2 | 6 | 2 | 3 | 0 | 0 | 0 | 0 | 0 | 2 | 0 | 0 |

| NO. | OUTFIELDERS (8) | B-T | HT | WT | BIRTHDATE | BIRTHPLACE | RESIDENCE | 2017 CLUB(S) | AVG | G | AB | R | H | 2B | 3B | HR | RBI | BB | SO | SB | MLS |
|-----|--------------------|-----|-----|-----|-----------|-----------------|-------------------|---------------|------|-----|-----|----|-----|----|----|----|-----|----|-----|------|------|
| 5 | Almora Jr., Albert | R-R | 6-2 | 200 | 4/16/94 | Hialeah, FL | Hialeah, FL | CUBS | .288 | 132 | 299 | 39 | 89 | 18 | 1 | 8 | 46 | 19 | 53 | 1 | 1+73 |
| 13 | Bourjos, Peter* | R-R | 6-1 | 185 | 3/31/87 | Park Ridge, IL | Scottsdale, AZ | Tampa Bay | .223 | 100 | 188 | 27 | 42 | 9 | 3 | 5 | 15 | 12 | 53 | 5 | 7+62 |
| 54 | Burks, Charcer* | R-R | 6-0 | 170 | 3/9/95 | Houston, TX | Houston, TX | Charlotte-A# | .083 | 3 | 12 | 1 | 1 | 0 | 0 | 1 | 1 | 0 | 2 | 0 | 0 |
| 75 | Hannemann, Jacob* | L-L | 6-1 | 205 | 4/29/91 | Kahuuku, HI | Orem, UT | Tennessee-AA | .270 | 121 | 456 | 67 | 123 | 21 | 3 | 10 | 40 | 69 | 107 | 16 | 0 |
| | | | | | | | | Tennessee-AA | .180 | 34 | 122 | 17 | 22 | 9 | 1 | 6 | 14 | 44 | 6 | 0+27 | |
| | | | | | | | | lowa-AAA | .265 | 80 | 287 | 40 | 76 | 23 | 1 | 5 | 26 | 24 | 69 | 23 | |
| | | | | | | | | Seattle | .150 | 11 | 20 | 3 | 3 | 0 | 0 | 1 | 0 | 4 | 0 | 0 | |
| 22 | Heyward, Jason | L-L | 6-5 | 240 | 8/9/89 | Ridgewood, NJ | Atlanta, GA | CUBS | .259 | 126 | 432 | 59 | 112 | 15 | 4 | 11 | 59 | 41 | 67 | 4 | 8+0 |
| | | | | | | | | South Bend-A# | .571 | 3 | 7 | 2 | 4 | 0 | 0 | 0 | 2 | 1 | 0 | 0 | |
| 83 | Rademacher, Bijan* | L-L | 6-0 | 185 | 6/15/91 | Santa Ana, CA | Anaheim Hills, CA | lowa-AAA | .294 | 107 | 289 | 38 | 85 | 16 | 2 | 7 | 46 | 36 | 64 | 3 | 0 |
| 12 | Schwarber, Kyle | L-R | 6-0 | 220 | 3/5/93 | Middletown, OH | Middletown, OH | CUBS | .211 | 129 | 422 | 67 | 89 | 16 | 1 | 30 | 59 | 59 | 150 | 1 | 2+86 |
| | | | | | | | | lowa-AAA | .343 | 11 | 35 | 9 | 12 | 1 | 0 | 4 | 9 | 8 | 12 | 0 | 0 |
| 20 | Zagunis, Mark | R-R | 6-0 | 215 | 2/5/93 | Willingboro, NJ | Cincinnati, NJ | lowa-AAA | .267 | 97 | 330 | 59 | 88 | 21 | 1 | 13 | 55 | 70 | 93 | 4 | 0+10 |
| | | | | | | | | CUBS | .000 | 7 | 14 | 0 | 0 | 0 | 0 | 0 | 1 | 4 | 6 | 2 | |

CUBS NUMERICAL ROSTER

| | | | |
|----|-----------------------|----|--------------------------|
| 1 | Ben-Ho Tseng, RHP | 53 | Chris Gimenez*, C |
| 2 | Tommy La Stella, INF | 54 | Charcer Burks*, OF |
| 3 | David Ross+ | 55 | Brian Butterfield, Coach |
| 4 | Mike Freeman*, INF | 56 | Kyle Ryan*, LHP |
| 5 | Albert Almora Jr., OF | 57 | Shae Simmons, RHP |
| 6 | Carl Edwards Jr., RHP | 58 | Mike Bortello, Coach |
| 7 | Victor Caratini, C | 59 | Luke Farrell, RHP |
| 8 | Ian Happ, INF/OF | 60 | Cory Mazzoni, RHP |
| 9 | Javier Báez, INF | 61 | Efen Navarro*, INF |
| 11 | Yu Darvish, RHP | 62 | José Quintana, LHP |
| 12 | Kyle Schwarber, OF | 63 | Juan Cabejra, Coach |
| 12 | John Baker+ | 64 | Ali Solis*, C |
| 13 | Peter Bourjos*, OF | 65 | Franklin Font, Coach |
| 15 | Brandon Morrow, RHP | 66 | Ryan Court*, INF |
| 16 | Brandon Hyde, Coach | 67 | Doug Descenzo+ |
| 17 | Kris Bryant, INF | 68 | Dario Alvarez, LHP |
| 18 | Ben Zobrist, INF/OF | 70 | Joe Maddon, Manager |
| 19 | Andy Haines, Coach | 71 | Oscar De La Cruz, RHP |
| 20 | Mark Zagunis, OF | 72 | Craig Brooks*, RHP |
| 20 | Kevin Youkilis+ | 73 | Adbert Alzolay, RHP |
| 21 | Tyler Chatwood, RHP | 74 | Duane Underwood Jr., RHP |
| 22 | Jason Heyward, OF | 75 | Jacob Hannemann*, OF |
| 23 | Ryne Sandberg+ | 76 | David Bote, INF |
| 24 | Alec Mills, RHP | 77 | Randy Rosario, LHP |
| 25 | Will Venable, Coach | 78 | Daniel Camarena*, LHP |
| 26 | Billy Williams+ | 79 | Drew Garner*, RHP |
| 27 | Addison Russell, INF | 80 | Justin Hancock*, RHP |
| 28 | Kyle Hendricks, RHP | 81 | Jacob Cruz+ |
| 29 | Rob Zastryzny, LHP | 82 | Thomas Hatch*, RHP |
| 30 | Chili Davis, Coach | 83 | Bijan Rademacher*, OF |
| 30 | Ted Lilly+ | 84 | Ian Rice*, C |
| 32 | Brian Duensing, LHP | 85 | Chesny Young*, INF |
| 32 | Jon Lieber+ | 86 | Jason Vosler*, INF |
| 33 | Eddie Butler, RHP | 87 | Alberto Baldonado*, LHP |
| 34 | Jon Lester, LHP | 88 | Mike Mason+ |
| 34 | Kerry Wood+ | 89 | Mark Johnson+ |
| 35 | Lester Strode, Coach | 90 | Rod Nichols+ |
| 36 | Dillon Maples, RHP | 91 | Marty Pevey+ |
| 37 | Justin Wilson, LHP | 92 | Brendan Sagara+ |
| 38 | Mike Montgomery, LHP | 94 | Jeremy Farrell+ |
| 39 | Drew Smyly, LHP | 95 | Chad Noble, Bullpen C |
| 40 | Willson Contreras, C | 96 | Jesus Feliciano+ |
| 40 | Rick Sutcliffe+ | 97 | Tim Cossins+ |
| 41 | Steve Cishek, RHP | 98 | Terry Clark+ |
| 43 | Taylor Davis*, C | 99 | Desi Wilson+ |
| 44 | Anthony Rizzo, INF | | |
| 45 | Anthony Bass*, RHP | | |
| 46 | Pedro Strop, RHP | | *Non-Roster Invitee |
| 46 | Ryan Dempster+ | | +Instructor |
| 48 | Jim Hickey, Coach | | |
| 51 | Michael Roth*, LHP | | |
| 52 | Justin Grimm, RHP | | |

Cubs In-Season Birthdays and Anniversary Dates

FEBRUARY

- 1 Alberto Baldonado (25)
- 5 Mark Zagunis (25)
- 8 Joe Maddon (64)
- 15 Michael Roth (28)
- 22 Brian Duensing (35)
- 25 Ron Santo (1940)

MARCH

- 1 Adbert Alzolay (23)
- 4 Oscar De La Cruz (23)
- 5 Kyle Schwarber (25)
- 9 Brian Butterfield (61)
- 9 Charcer Burks (23)
- 13 Eddie Butler (27)
- 26 Rob Zastryzny (26)
- 31 Peter Bourjos (31)

APRIL

- 2 Andy Haines (41)
- 7 David Bote (25)
- 14 Greg Maddux (52)
- 16 First Cubs game televised by WGN-TV – 1948
- 16 Albert Almora Jr. (24)
- 20 First Cubs game at Wrigley Field – 1916 (Cubs 7, Cincinnati 6)
- 21 Jake Arrieta tosses his second-career no-hitter – 2016
- 23 First game at Wrigley Field (then known as Weegham Park) – 1914 (Chicago Federals 9, Kansas City 1)
- 23 Cubs earn 10,000th win in franchise history – 2008 (at Colorado, 7-6)
- 25 First game in club history – 1876 (Chicago 4, Louisville 0)
- 29 Jacob Hannemann (27)

MAY

- 3 Fergie Jenkins' and Greg Maddux' No. 31 retired – 2009
- 6 Kerry Wood struck out 20 Houston Astros – 1998
- 9 Dillon Maples (26)
- 10 Cubs turn last triple play – 1997 (at San Francisco)
- 12 Ernie Banks' 500th home run – 1970
- 13 Willson Contreras (26)
- 14 Efen Navarro (32)
- 15 Don Cardwell threw no-hitter in Cubs debut – 1960
- 17 Cubs/Philadelphia 23-22 contest – 1979
- 18 Randy Rosario (24)
- 25 Fergie Jenkins' 3000th career strikeout – 1982
- 26 Ben Zobrist (37)
- 27 Pat Hughes (63)
- 28 Ryan Court (30)

JUNE

- 7 Luke Farrell (27)
- 13 Pedro Strop (33)
- 13 Drew Smyly (29)
- 15 Billy Williams (80)
- 15 Bijan Rademacher (27)
- 17 Lester Strode (60)
- 18 Steve Cishek (32)
- 21 Jim Edmonds last Cub to homer twice in one inning – 2008 (vs. White Sox)
- 23 The Ryne Sandberg Game – 1984 (5-for-6 with two late-inning homers)
- 23 Jim Deshaies (58)
- 26 Cubs play 20,000th game in franchise history (3-2 loss at White Sox) – 2010

JULY

- 1 Mike Montgomery (29)
- 20 Duane Underwood Jr. (24)
- 25 Cole Hamels last pitcher to no-hit Cubs – 2015 (in Chicago)
- 26 Greg Maddux' 3,000th career strikeout – 2005
- 26 Brandon Morrow (34)
- 28 Juan Cabreja (40)

AUGUST

- 4 Mike Freeman (31)
- 7 Greg Maddux' 300th career win – 2004 at San Francisco
- 8 First night game at Wrigley Field – 1988 (rained out vs. Philadelphia)
- 8 Anthony Rizzo (29)
- 9 Jason Heyward (29)
- 9 First official night game at Wrigley Field – 1988 (Cubs 6, Mets 4)
- 12 Ian Happ (24)
- 13 Billy Williams' No. 26 retired – 1987
- 14 Mike Borzello (48)
- 16 Justin Grimm (30)
- 16 Yu Darvish (32)
- 17 Victor Caratini (25)
- 18 Justin Wilson (31)
- 19 Ian Rice (25)
- 22 Ernie Banks' No. 14 retired – 1982
- 25 Highest scoring game in Cubs/Major League history – 1922 (Cubs 26, Philadelphia 23)
- 28 Ryne Sandberg's No. 23 retired – 2005
- 30 Jake Arrieta tosses his first no-hitter at Los Angeles (N.L.) – 2015

SEPTEMBER

- 1 Fergie Jenkins last Cubs pitcher to homer twice in a game – 1971 (vs. Montreal)
- 3 Carl Edwards Jr. (27)
- 3 Shae Simmons (28)
- 6 Jason Vosler (25)
- 18 Ryne Sandberg (59)
- 20 Cubs clinch second-straight N.L. Central title – 2008 (5-4 vs. St. Louis)
- 21 David Garner (26)
- 23 Craig Brooks (26)
- 24 Cubs clinch N.L. Eastern Division title for first time since World War II – 1984 (4-1 at Pittsburgh)
- 25 Kyle Ryan (27)
- 26 Cubs clinch second N.L. Eastern Division title in six seasons – 1989 (3-2 at Montreal)
- 27 Cubs clinch first-ever N.L. Central Division title – 2003 (7-2 vs. Pittsburgh)
- 28 Gabby Hartnett's "Homer in the Gloamin'" – 1938
- 28 Cubs win first-ever N.L. Wild Card tiebreaker to advance to postseason – 1998 (5-3 over San Francisco)
- 28 Ron Santo's No. 10 retired – 2003
- 29 Ali Solis (31)
- 29 Thomas Hatch (24)

OCTOBER

- 3 Jen-Ho Tseng (24)
- 3 Brandon Hyde (45)
- 6 Chesny Young (26)
- 12 Jim Hickey (57)
- 12 Cubs claim first World Series title with a 2-0 win over Detroit – 1907 (won series 4-0-1)
- 14 Cubs win second-consecutive World Series, defeating Detroit 2-0 – 1908 (won series 4-1)
- 19 Cory Mazzoni (29)
- 28 Justin Hancock (28)
- 29 Will Venable (36)

NOVEMBER

- 1 Anthony Bass (31)
- 2 Cubs win their first World Series since 1908, defeating Cleveland – 2016 (won series 4-3)

■ MILESTONES WITHIN REACH IN 2018

| PLAYER | MILESTONE | ENTERING 2018 | NEEDS |
|----------------|------------------|---------------|-------|
| Kris Bryant | 100 Homers | 94 | 6 |
| | 500 Hits | 492 | 8 |
| Brian Duensing | 500 Games | 436 | 64 |
| Jason Heyward | 500 RBI | 460 | 40 |
| José Quintana | 1,000 Strikeouts | 988 | 12 |
| Anthony Rizzo | 1,000 Games | 908 | 92 |
| | 1,000 Hits | 894 | 106 |
| Pedro Strop | 500 Games | 445 | 55 |

FRONT OFFICE DIRECTORY

| | |
|---|---|
| Executive Chairman | Tom Ricketts |
| Board of Directors | Laura Ricketts, Pete Ricketts, Todd Ricketts and Tribune Company |
| President, Baseball Operations | Theo Epstein President, Business Operations |
| | Crane Kenney |
| Limited Partners | Andrew T. Berlin, Dr. William (Bill) Comrie O.C.,LL.D., Daniel and Pamela DeVos, Richard and Elizabeth DeVos, Suzanne Cheryl DeVos, The Duchossois Family, Henry Engelhardt CBE, Diane Engelhardt OBE, Ron Saslow, Cory Thabit, Chris White |

Baseball Operations

| | |
|---|---|
| Executive Vice President/General Manager | Jed Hoyer |
| Assistant General Manager | Randy Bush |
| Assistant General Manager | Scott Harris |
| Assistant General Manager, Strategic Initiatives | Shiraz Rehman |
| Director, Baseball Operations | Jeff Greenberg |
| Director, Baseball Systems Development | Ryan Kruse |
| Director, Research & Development | Chris Moore |
| Director, Team Travel & Clubhouse Operations | Vijay Tekchandani |
| Senior Advisor | Billy Williams |
| Special Assistants to the President & G.M. | Ryan Dempster Ted Lilly Kerry Wood |
| Executive Assistant to E.V.P./G.M. | Meghan Jones |
| Coordinator, Major League Video/Pacific Liaison | Naoto Masamoto |
| Coordinator, Scouting & Player Development Video | Mitch Duggins |
| Coordinator, Advance Scouting | Nate Halm |
| Coordinator, Advance Scouting | Tommy Hottovy |
| Assistant Director, Research & Development | Jeremy Greenhouse |
| Assistant, Player Development Video | Sam Hunter |
| Analysts, Research & Development | Sean Ahmed Bryan Cole Chris Jones |
| Coordinator, Baseball Operations | Greg Davey |
| Developer, Research & Development | Albert Lyu |
| Assistants, Research & Development | Garrett Chiado Jacob Eisenberg |
| Special Assistant to Baseball Operations | David Ross |
| Assistants, Baseball Operations | Kevin Youkilis Matt Murton Alex Smith |

PLAYER DEVELOPMENT

| | |
|---|-------------------|
| Senior Vice President, Scouting & Player Development | Jason McLeod |
| Director, Player Development | Jaron Madison |
| Assistant Director, Minor League Operations | Bobby Basham |
| Manager, Mesa Baseball Administration | Gil Passarella |
| Coordinator, Pacific Rim Scouting | Min Kyu Sung |
| Coordinator, Dominican Republic Scouting | Gian Guzman |
| Cuban Liaison/International Scout | Hansel Izquierdo |
| Minor League Field Coordinator | Tim Cossins |
| Minor League Pitching Coordinator | Brendan Sagara |
| Minor League Hitting Coordinator | Jacob Cruz |
| Minor League Outfield/Baserunning Coordinator | Doug Descenzo |
| Minor League Infield Coordinator | Jeremy Farrell |
| Latin American Field Coordinator | Dave Keller |
| Assistant Hitting Coordinator | Tom Beyers |
| Assistant Pitching Coordinator | Mike Mason |
| Assistant Pitching Coordinator | Steve Merriman |
| Coordinator, Minor League Athletic Training | Chuck Baughman |
| Coordinator, Rehabilitation | Jonathan Fierro |
| Coordinator, Minor League Strength & Conditioning | Doug Jarrow |
| Director, Mental Skills Program | Josh Lifrak |
| Latin Coordinator, Mental Skills Program | Rey Fuentes |
| Coordinator, Mental Skills Program | Darnell McDonald |
| Coordinator, Mental Skills | John Baker |
| Minor League Training Coordinator, Latin America | Jose Alvarez |
| Rehab Pitching Coordinator | Ron Villone |
| Coordinator, Minor League Administration | Derrick Fong |
| Assistant, Player Development/International Scouting | Kenny Socorro |
| Minor League Equipment Manager | Dana Noeltner |
| Minor League Assistant Clubhouse Manager | Sam DeChristopher |
| Head Groundskeeper, Academy | Wilson Inoa |

SCOUTING

| | |
|--|--|
| Director, Int'l Scouting/Special Assistant to Pres. & G.M. | Louis Eljaou |
| Director, Pro Scouting/Special Assistant to Pres. & G.M. | Kyle Evans |
| Director, Amateur Scouting | Matt Dorey |
| Director, Int'l Pro Scouting/A.D. Player Development & Int'l Scouting | Alex Suarez |
| Director, Dominican Republic Operations | Jose Serra |
| Venezuela Scouting Supervisor | Hector Ortega |
| Assistant Director, Pro Scouting | Andrew Bassett |
| Assistant Director, Amateur Scouting | Lukas McKnight |
| Amateur Scouting Assistant | Ella Cahill |
| National Crosscheckers | Sam Hughes Ron Tostenson |
| Regional Crosscheckers | Tim Adkins Robert Filotei Trey Forkerway |
| Special Assistant, Professional & International Scouting | Fernando Seguinol |

MEDICAL

| | |
|---|--------------------------------|
| Director, Medical Administration | Mark O'Neal |
| Team Physician | Stephen Adams, M.D. |
| Team Orthopaedist | Stephen Gryzlo, M.D. |
| Major League Athletic Trainer | PJ Mainville |
| Major League Assistant Athletic Trainers | Nick Frangella Matt Johnson |
| Major League Strength and Conditioning Coordinator | Tim Buss |
| Major League Massage Therapist | Laura Paluch |

CLUBHOUSE

| | |
|--|------------------|
| Home Clubhouse Manager | Tom Hellmann |
| Visiting Clubhouse Manager | Michael Burkhart |
| Assistant, Home Clubhouse Personnel | Danny Mueller |

Business Operations

| | |
|--|------------------|
| Executive Vice President, Business Operations & Chief Strategy Officer | Alex Sugarman |
| Executive Vice President, Government and Community Affairs/Chief Legal Officer | Michael Lufano |
| Senior Vice President, Chief Financial Officer | Jon Greifenkamp |
| Senior Vice President, Sales and Marketing | Colin Faulkner |
| Senior Vice President, Operations | David Cromwell |
| Vice President, Wrigley Field Restoration and Expansion | Carl Rice |
| Vice President, Human Resources | Ann Weiser |
| Vice President, Communications and Community Affairs | Julian Green |
| Vice President, General Counsel | Brett Scharback |
| Vice President, Technology | Andrew McIntyre |
| Vice President, Ticketing | Cale Vennum |
| Vice President, Marketing | Lauren Fritts |
| Vice President, Facility & Supply Chain Operations | Patrick Meenan |
| Executive Assistant to the Chairman | Lorraine Swiatly |
| Executive Assistant to the President of Business Operations | Michele Dietz |
| Chief Financial Officer | Ali Templar |
| Chief Investment Officer | Stacy Devine |

ACCOUNTING

| | |
|---|--|
| Senior Director, Controller | Melissa Shields |
| Assistant Controller | Mike Van Poucke |
| Manager, Accounting | Katie Tresnowski |
| Manager, Accounting Shared Services | Amanda Park |
| Manager, Tax & Audit | Katie Murawa |
| Manager, Accounting | Chase Mackie |
| Senior Accountants | Marian Greene, Judd Iverson, Emily Monsour, Shea Peterson, D'Arcy Lavin |
| Disbursements Staff Accountant | Conor McAleer |
| Staff Accountants | Callahan DePorter, Dan Jung, Sara Wissmiller |
| A/P Coordinator | Kristin Makowski |

BALLPARK OPERATIONS

| | |
|---|--|
| Director, Safety & Security Operations | James Reynolds |
| Assistant Director, Guest Services | Vanessa Brost |
| Assistant Director, Event Operations & Security | Morgan Bucciferro |
| Assistant Director, Grounds | Roger Baird |
| Assistant Director, Facilities | Ryan Egan |
| Manager, Parking and Exterior Event Operations | Ryan Mortensen |
| Non-Baseball Event Manager | Kate Osmer |
| Manager, Wrigley Field Playing Surface | Justin Spillman |
| Manager, Environmental Health & Safety | Cheryl Morley |
| Manager, Protective Services | Julius Farrell |
| Manager, Safety & Security Operations | Matt Rice |
| Manager, Logistics & Procurement | Kathleen Frost |
| Manager, Facilities | Mark Lill |
| Office Manager | Samantha Tarrant |
| Protective Services Specialist | Mario Becerra |
| Senior Coordinator, Office Services | Randy Skocz |
| Chief Engineer | Bryan McLaughlin |
| Operating Engineers | Alex Brandt, Santiago Campos Joseph Lebarre, Joseph McCarron, Garrett Lokie |
| Coordinator, Baseball Operations Payroll & Administration | Kelly Bilbrey |
| Coordinator, Event Operations | Maria Spapienza |
| Coordinator, Major Events | Samantha Thrower |
| Logistics Supervisors | John Geitz, Lawrence Lockridge, Elliot Swiatly |
| Safety & Security Officer Supervisors | Joseph Carter, Marjorie McCullough, Vince Snavely |
| Safety & Security Officers | Scott Barker, Ray Bosques, Luis Correa, Pedro Davila, Hector Magallanes, Andrew Garcia, Jonathan Gutierrez, Eddie Hoyos, Ryan Metz, Mark Moore, Justin Pagan, Alan Quogana, Debbie Riffert, Jordan Rodin, Todd Piersel |

COMMUNICATIONS

| | |
|---|------------------------------------|
| Director, Communications | Lindsay Bago |
| Manager, Public Relations | Alyson Cohen |
| Coordinator, Digital Media | Nicole Bersani |
| Coordinators, Organizational Communications | Monica Sharma Courtney Clemmons |

MEDIA RELATIONS

| | |
|---|-------------|
| Director, Media Relations | Peter Chase |
| Assistant Director, Media Relations | Jason Carr |
| Coordinator, Media Relations | Alex Wilcox |

CONCESSIONS

| | |
|--|--------------|
| Assistant Director, Concessions and Retail | Brad Johnson |
|--|--------------|

CORPORATE PARTNERSHIPS

| | |
|--|---|
| Senior Director, Corporate Partnerships | Allen Hermeling |
| Assistant Director, Corporate Partnerships | Alex Seyferth |
| Manager, Corporate Partnerships Sales Operations | Kevin Kirkpatrick |
| Account Managers | Ryan Balogh Greg Bloedorn Andrea Burke Tom Grossinger Chris Bultinck Ashley Facchini |
| Activation Specialists | Carrie Collins Julia Stoiber Adriana Villanueva |
| Client Service Specialists | Nick Siman Laniesa Shafer Vickie Wilkin |
| Business Development Specialist | Cody Sharko |

FINANCE & RISK MANAGEMENT

| | |
|---|---------------|
| Director, Finance and Risk Management | Matt Swary |
| Manager, Risk Management | Dino Stris |
| Senior Financial Analyst | Laura Christy |
| Financial Analyst | Vipul Thakker |
| Business Analyst | Neal Getting |

HUMAN RESOURCES

| | |
|--|------------------|
| Director, Talent Acquisition & Development | April West |
| Director, Total Rewards & HR Operations | Tom Sprowls |
| HR Business Partner | Minerva Ruiz |
| Project Manager, Total Rewards | Ashwin Shingala |
| Specialist, Talent Acquisition & Development | Sarah Tuton |
| Coordinator, Total Rewards & HR Operations | Marisol Widmayer |
| Coordinator, Talent Acquisition & Development | Kathleen Planek |
| Wrigley Field Restoration & Expansion/Associate Events Coord. | Becky Rasor |
| HR Associate | Angelo Vicario |
| Executive Assistant, HR | Kelly Grimm |

INFORMATION TECHNOLOGY

| | |
|--|------------------------|
| Director, Software Development | Steve Inman |
| Assistant Director, Technology Infrastructure | Michael Papa |
| Manager, Business Intelligence & Enterprise Data Warehousing | Chris Brummett |
| Software Engineer | Tom Dambra |
| Database Developer | Bob Weiss, Scott Johns |
| Coordinator, Service Desk | Megan Wells |
| Service Desk Analyst | Kristen Sovljanski |
| Service Desk Technician | Kirk Williams |
| System Engineer | Joel Guth |
| Senior Telecommunication Analyst | Lucas Luecke |
| Software Developer | Raaji Khan |

COMMUNITY AFFAIRS

| | |
|--|----------------------|
| Assistant Director, Community Affairs & Cubs Charities | Keri Blackwell |
| Manager, Chicago Cubs Charities Programs | Jennifer Dedes-Nowak |
| Manager, Government & Neighborhood Relations | Heather Way Kitzes |
| Manager, Fundraising & Community Events | Stephanie Shaw |
| Manager, Team & Family Relations | Jeff Magee |
| Coordinator, Community Events | Chloe Manese |
| Coordinator, Team Family Relations | Brittany Reynoso |
| Coordinator, Fundraising Programs | Chelsea Naylor |
| Donations Administrator | Kelly Welch |
| Executive Assistant, Community Affairs | Kelly Grimm |

LEGAL

Counsel Amy Timm
 Legal Operations Specialist Patrick Schulte
 Assistant Director, Chicago Cubs & Wrigley Field Archives Kris Jarosik

MARKETING

Director, Marketing & Fan Insights Kelly Linstroth
 Assistant Director, Brand Development & Activation John Morrison
 Executive Producer, Cubs Productions Matt Romito
 Manager, Game and Event Production Jim Oboikowitch
 Managers, Integrated Marketing Dalie Hand
 Stacy Lucier

Manager, Broadcast Relations Joe Rios
 Manager, Brand Activation Kaitlyn August
 Coordinator, Brand Activation Lacey Christopherson
 Coordinator, Mascot Alex Collins
 Coordinator, Entertainment & Event Production Max Berman
 Coordinators, Integrated Marketing Jordan Tomchanev
 Emma Finkbeiner

Coordinator, Authentics Patrick Manaher
 Associate, Authentics Nick Hobbs
 AV Production Engineer Ken Jespersen
 Video & Graphics Producer Kelly King
 Producer/Editor Chris Simonson
 Production Assistant Shane Magwire
 Motion Graphics Designer Shane English
 Video Production Specialist Sam Peltz
 Videographer Drew Clark
 Video Editor Corey Surratt
 Executive Assistant, Sales & Marketing Kelly Scoggan

SPRING TRAINING OPERATIONS

General Manager, Mesa Spring Training Operations Justin Piper
 Director, Spring Training Facility and Fields John Knight
 Manager, Fan Experience and Partnership Activation Lauren Shadid
 Field Maintenance Ryan Hyslop
 Jhon Mardeseich
 Jairo Rubio
 Ivan Rivera

STRATEGY AND DEVELOPMENT

Senior Director, Strategy and Development Jason Sondag
 Assistant Director, Advanced Analytics Chase Carpenter
 Associate, Strategy & Development Mike Casey
 Exec. Assistant, Finance, Strategy & Development Jennifer Scarangella

TICKET SALES

Senior Director, Ticket Sales Andy Blackburn
 Assistant Director, Ticket Sales Chris Weddige
 Manager, Group Sales Jason Tuton
 Sales Manager, Conferences, Meetings & Social Events Keshia Scott
 Manager, Premier Sales Steve Brauer
 Account Executives, Premier Sales Jared Borlack, Diego Chahda,
 Gianna Siragusa, James Tuck
 Business Development Account Executives Jake Danforth, Mark Dorfman,
 Aaron Klein, Kyle Mener, Katie Ottolin,
 Sam Schlechter, Shelby Westmoreland, Charles Zubrod
 Senior Business Development Account Executive Tom Fitzgerald
 Group Sales Representatives Patrick Anhut, Sarah McDonough,
 Chris Mitko, Breanna Robinson

TICKET SERVICE

Director, Ticket Service Brian Garza
 Manager, Ticket Service Frank Cascella
 Managers, Season Ticket Service Kevin Enerson
 Kerry Kerness
 Season Ticket Service Representatives Kathryn Bobel, Mike Bolz,
 Aaron Key, Trevor Leander, Regina Nicholson, Lindsey Thut
 Manager, Premier Service Caroline Phillips
 Account Executives, Premier Service Zac Conti
 Sam Neff
 Emily Zinsmeister
 Executive Assistant, Board & Stakeholder Relations Anne Lanctot

TICKET OPERATIONS

Assistant Director, Ticket Operations Anuj Patel
 Coordinators, Ticket Operations Jessica Caravallah
 Jennifer Conlin
 Michael Domingo
 Associate, Ticket Operations Michael Casey
 Manager, Wrigley Field Box Office Miguel DeJesus

SERVICE EXCELLENCE PROGRAM

Assistant Director, SEP Brad Nagel
 Manager, Service Center and Tour Experiences Evan Hill
 Service Center Associates Brenda Morgan, Betsy Schwartz
 Service Excellence Representatives Salman Azam, Jerrod Campbell,
 Megan Elcock, Stevie Fanale, Julie Govedarica,
 Jaime Grimes, Benjamin Guendel, Hannah Hester-Goralski,
 Connor Jennings, Olivia Louderman, Danielle Minogue,
 Lindsay Nelson, Harrison Plaza, Jordan Schultz,
 Melissa Stokesberry, Lauren Young, Eli Vazquez

WRIGLEY FIELD GAMEDAY PERSONNEL

Organist Gary Pressy
 Umpires Room Attendant Tom Farinella

Marquee Sports & Entertainment

In 2017, the Ricketts family created Marquee Sports & Entertainment to be the exclusive source for partnerships, consulting, sales, meetings and events and experiential opportunities across one of the most powerful properties in sports and entertainment. A separate entity from the Chicago Cubs, the agency boasts a wide portfolio of assets to deliver innovative, scalable and tailored solutions for clients inside and outside Wrigley Field, including the Park at Wrigley, Hotel Zachary, Wrigley Rooftops and American Airlines Conference Center.

The goal is to help partners authentically engage with their customers and intersect their brands with music, sports and entertainment. Marquee Sports & Entertainment's name derives from the iconic and world-famous Wrigley Field Marquee that has adorned the main entrance since 1934.

For more information, please contact 773-269-5400 or email info@MarqueeSportsGroup.com.



EXECUTIVE BIOGRAPHIES

Tom Ricketts Executive Chairman

Tom is the executive chairman of the Chicago Cubs and in 2016, with the aid of his siblings who serve on the team's board of directors, helped guide the Cubs organization to its first World Series title in 108 years snapping the longest championship drought in North American major sports history ... led his family's acquisition of a controlling interest in the Chicago Cubs, Wrigley Field and 25 percent of Comcast SportsNet Chicago from the Tribune Company - a deal that was finalized, October 27, 2009.

- Ⓢ When introduced as the team's Chairman, he outlined three goals for the organization: win the World Series, preserve Wrigley Field for future generations of Cubs fans and be a good neighbor in the community ... since then, Tom and his siblings have dedicated themselves to building a world-class organization on and off the field.
- Ⓢ Committed private financing of the restoration of Wrigley Field and its surrounding area, with the fourth of five phases taking place during the 2017-18 offseason.
- Ⓢ Championed the development of baseball facilities in both the Dominican Republic and in Mesa, Ariz., home of Sloan Park, the Cubs Spring Training site.
- Ⓢ In 1999, he co-founded Incapital LLC, a securities and investment banking firm where he currently serves as the company's Chairman.
 - Incapital has grown to be one of the largest bond underwriters/traders in the U.S.
 - Tom is a five-time winner of the "40 Most Influential in E-Finance" award by Institutional Investor Magazine.
 - Named the 2010 E&Y Entrepreneur of the Year in Financial Services for his work with Incapital.
- Ⓢ He is a board member of Choose Chicago, the Field Museum, the Chicagoland Chamber of Commerce and the Executive Club of Chicago.
- Ⓢ Prior to Incapital, Tom worked at ABN AMRO, The Chicago Corporation and Mesirow Financial ... he was a market maker on the Chicago Board Options Exchange from 1988 through 1994.
- Ⓢ Tom has an AB in Economics and an MBA in Finance from the University of Chicago.
 - Along with his brother Pete and a friend, Tom endowed the New Year Scholarship Fund for students of the college.
 - Named the Business School's Young Alumnus of the Year in 2005.
- Ⓢ Tom and his wife, Cecelia met at Wrigley Field. They live in the Chicago area with their five children.
- Ⓢ Joe Ricketts, father of Pete, Tom, Laura and Todd founded TD Ameritrade Holding Corporation.



Laura Ricketts Board Member

Laura was named to the Cubs Board of Directors on October 27, 2009 ... a long-time Cubs fan, when Laura and her brothers moved to Chicago to attend college they regularly attended Cubs games, sitting in the Center field bleachers.

- Ⓢ In addition to her Cubs Board of Directors duties, Laura also leads the Cubs charitable efforts as Chairman of the Board for Cubs Charities.
- Ⓢ In 2013, President Obama appointed Laura to the Board of Trustees for the John F. Kennedy Center for the Performing Arts.
- Ⓢ Laura is an Executive Committee member of the Democratic National Committee.
- Ⓢ She is a Co-Founder and Chairman of the Board of Advisors for LPAC.
- Ⓢ Laura serves on the Emily's List Board of Directors.
- Ⓢ Laura also serves on the Board of Advisors for Opportunity Education, an international charitable foundation that provides educational programming and technological training tools for school children and teachers in developing countries.
- Ⓢ She is a former board member and currently a National Leadership Council member for Lambda Legal, a national non-profit organization that litigates, educates and engages in public policy work on behalf of LGBT civil rights and persons living with HIV/AIDS.
- Ⓢ Recognized for her volunteer and advocacy work on behalf of the LGBT community, she has received the Center on Halsted Human First Award, the Lesbian and Gay Bar Association of Chicago Vanguard Award, and the Equality Illinois Freedom Award.
- Ⓢ Laura was inducted into the Chicago Gay and Lesbian Hall of Fame in 2013.
- Ⓢ She is a lawyer and began her professional career with Schiff Hardin & Waite (now Schiff Hardin LLP) as an associate in the corporate and securities practice group.
- Ⓢ Raised in Omaha, Nebraska, Laura earned an AB in philosophy from the University of Chicago and a JD from the University of Michigan Law School.
- Ⓢ Laura lives in the Chicago area with her wife and children.



Todd Ricketts Board Member

Todd Ricketts is a board member of the Chicago Cubs and an experienced businessman and investor with a deep commitment to policies that promote economic opportunity and entrepreneurship.


- Ⓢ As a member of the Boards of Directors for TD Ameritrade Holdings (AMTD) and the Cubs, a small business owner, and a successful early stage investor, Todd has worked across the United States business ecosystem ... that perspective, coupled with his past service as Chief Executive Officer for Ending Spending, a national advocacy group focused on finding solutions to the nation's fiscal crisis, has provided Todd with a practical view about how to create economic opportunity through business development.
- Ⓢ Earlier in his career, Todd worked in the securities industry at Knight Securities, Incapital, and Ameritrade.
- Ⓢ Todd currently serves as the Finance Chairman of the Republican National Committee.
- Ⓢ He also serves as Vice Chairman of the National World II Museum in New Orleans, and sits on the board of Opportunity Education Foundation. He is a Regent at Loyola University Chicago. He is also active with the Churchill Centre.
- Ⓢ Todd is a 1993 graduate of Loyola University Chicago with a degree in Economics ... Todd and his family reside in Wilmette, Ill.



Pete Ricketts Board Member

Pete was inaugurated as Nebraska's 40th governor on January 8, 2015 ... he joined the Cubs Board of Directors, October 27, 2009.

- Ⓢ Currently the Republican Governor's Association Vice Chair ... additionally, is the Chairman of the Governor's Biofuels Coalition.
- Ⓢ Is the former Chief Operating Officer of and serves on the board of TD Ameritrade, an online brokerage firm.
- Ⓢ Founded his own asset management company and serves on a variety of non-profit boards.
- Ⓢ Was the 2006 Republican nominee for Nebraska's U.S. Senate race and is the former Republican National Committeeman from Nebraska.
- Ⓢ After college he and his brother, Tom, shared an apartment on the corner of Addison and Sheffield and would get bleacher tickets for all the weekend home games at Wrigley Field.
- Ⓢ Earned an AB in Biology in 1986 and an MBA in Marketing and Finance in 1991 from the University of Chicago and serves as a council member of the University of Chicago Booth School of Business.
- Ⓢ Pete, his wife Susanne, and their three children reside in Omaha, Neb.



Theo Epstein

President, Baseball Operations



Theo is in his 16th season as a General Manager or President of Baseball Operations and has won three World Series (2004 and 2007 with Boston, 2016 with Chicago) ... ended championship droughts of 108 years with the 2016 Cubs and 86 years with the 2004 Red Sox ... served as Boston's general manager for the 2003-2011 seasons and has been the Cubs' President of Baseball Operations since October 25, 2011 ... Chicago has won six post-season series in the last three years after winning just one in 105 years from 1909-2014 ... signed a five-year extension through 2021 on September 28, 2016 ... is in his 27th season in Major League Baseball.

- Ⓢ Epstein is one of only four executives all-time to lead multiple organizations to World Series titles and is just the third to do so in both leagues ... Hall of Famers Pat Gillick (1992-93 Blue Jays, 2008 Phillies) and John Schuerholz (1985 Royals, 1995 Braves) won in each league, and Bob Howsam won with the 1964 Cardinals (after joining St. Louis in August, 1964) and the 1975-76 Reds.
- Ⓢ In 2002, Epstein became the youngest General Manager in baseball history at the age of 28 years, 11 months ... two years later, at age 30, he became (and remains) the youngest General Manager to win a World Series.
- Ⓢ During the 2017-18 offseason, the Cubs were aggressive in the free agent market, signing eight major league free agents including pitchers Yu Darvish, Tyler Chatwood, Brandon Morrow and Steve Cishek.
- Ⓢ The 2016 World Series title was the culmination of a five-year rebuild of the Cubs' baseball operation in which Epstein and his staff restructured the scouting and player development operation and front office and acquired a young core of talent through trades, drafts, and free agency.
- Ⓢ All but two of the 25 players on the Cubs' 2016 World Series-winning roster were acquired under Epstein, including 13 via trade ... the Cubs had the consensus top farm system in baseball in 2015 before winning the World Series in 2016.
- Ⓢ The Cubs have made 56 trades during Epstein's tenure, including:
 - Acquired LHP Jose Quintana from the White Sox for RHP Dylan Cease, OF Eloy Jimenez, INF Bryant Flete and INF Matt Rose on July 13, 2017.
 - Acquired 1B Anthony Rizzo and RHP Zach Cates from the Padres for RHP Andrew Cashner and OF Kyung-Min Na on January 6, 2012.
 - Acquired RHP Kyle Hendricks and 3B Christian Villanueva from the Rangers for RHP Ryan Dempster on July 31, 2012.
 - Acquired RHP Jake Arrieta, RHP Pedro Strop and international slot money from the Orioles for RHP Scott Feldman and C Steve Clevenger on July 2, 2013.
 - Acquired RHP CJ Edwards, RHP Justin Grimm, RHP Neil Ramirez and 3B Mike Olt from the Rangers for RHP Matt Garza on July 22, 2013.
 - Acquired SS Addison Russell, OF Billy McKinney and cash from the Athletics for RHP Jeff Samardzija and RHP Jason Hammel on July 5, 2014.
 - Acquired OF Dexter Fowler from the Astros for RHP Dan Straily and 3B Luis Valbuena on January 19, 2015.
- Ⓢ Epstein's first three first-round draft picks with the Cubs were all on the 2016 World Series roster: Albert Almora (2012), Kris Bryant (2013), and Kyle Schwarber (2014) ... the trio combined to set up the go-ahead run in the top of the 10th inning of Game 7 of the 2016 World Series when Schwarber singled and Almora pinch-ran, moved to second on Bryant's deep fly to center, and scored on Ben Zobrist's double.
- Ⓢ In nine seasons as Red Sox GM (2003-11), his clubs made six postseason appearances, won 95 or more games six times, won 90 or more seven times, had 89 or more wins eight times, and played to a .575 winning percentage.
- Ⓢ Named Red Sox General Manager on November 25, 2002 and in his first off-season signed David Ortiz, Bill Mueller, Kevin Millar and Mike Timlin as low-priced free agents ... traded for Curt Schilling and signed Keith Foulke in his second off-season ... on July 31, 2004, traded Nomar Garciaparra for Orlando Cabrera and Doug Mientkiewicz and acquired Dave Roberts for Henri Stanley.
- Ⓢ Epstein acquired 15 of the 25 players on the 2004 Red Sox World Series roster.
- Ⓢ The 2004 Red Sox featured only one product of the farm system during the World Series (Trot Nixon), while the 2007 Red Sox featured eight homegrown players during the Red Classic.
- Ⓢ The Red Sox were named the best drafting team of the decade by *Baseball America* during Epstein's tenure ... in his nine drafts from 2003-11, the Red Sox drafted eight All-Stars (Jonathan Papelbon, Dustin Pedroia, Jacoby Ellsbury, Clay Buchholz, Justin Masterson, Anthony Rizzo, Jackie Bradley Jr. and Mookie Betts) ... two more All-Stars (Jose Iglesias and Xander Bogaerts) were signed as international amateur free agents under Epstein.
- Ⓢ In Dustin Pedroia (2007-08) and Kris Bryant (2015-16), Epstein drafted two of the three players in baseball history to win Rookie of the year, MVP and a World Series title in their two seasons ... Cal Ripken (1982-83) is the other.
- Ⓢ Epstein was named Executive of the Decade (2000-09) for baseball by *The Sporting News* and was third on *Sports Illustrated's* list of Top-10 GMs/Executives of the Decade in all sports ... additionally, he won Executive of the Year awards in 2016 (*Sporting News*, *Boston Baseball Writers Association of America*, *MLB Esurance*, *Negro Leagues Museum*), in 2008 (*Baseball America*), in 2004 (*Boston BBWAA*) and in 2003 (*Boston BBWAA*).
- Ⓢ Prior to his time as General Manager with the Red Sox, was the organization's Assistant General Manager beginning in March of 2002 ... prior to that, spent five seasons with the San Diego Padres baseball operations department beginning in 1997, including a stint as Director of Baseball Operations ... was a member of the Padres Communications department in 1995-96 and began his baseball career as a summer intern for the Baltimore Orioles in 1992-94.
- Ⓢ Graduated from Yale University (1995) and the University of San Diego Law School (2000).
- Ⓢ In the spring of 2005, Theo and his twin brother, Paul, launched The Foundation To Be Named Later (FTBNL) ... the foundation has raised \$9 million for scholarships and non-profits serving disadvantaged youth in the Boston and Chicago areas.
- Ⓢ Theo and his wife, Marie, have two sons, Jack and Drew.

A STRETCH NOT SEEN FOR A CENTURY

Beginning with the 2015 campaign, the Cubs have won a major league-best 292 regular season games and 19 post-season games, while breaking a 108-year championship drought with their World Series title in 2016. Here's a look at the franchise's success the last three campaigns:

| Most Regular Season Cubs Victories in a Three-Year Stretch, Since 1918: | Most Regular Season Wins Since 2015: | Lowest ERA in MLB since 2015: |
|---|--|--------------------------------|
| 292 wins 2015-17 | Chicago Cubs 292 wins | Chicago Cubs 3.49 ERA |
| 280 wins 1935-37 | Los Angeles Dodgers 287 wins | Los Angeles Dodgers 3.51 ERA |
| 279 wins 1928-30 | Cleveland Indians 277 wins | Cleveland Indians 3.61 ERA |
| Post-Season Wins since 2015: 19 | Most Post-Season Victories Since 2015: | Highest OBP in MLB since 2015: |
| Post-Season Wins, 1909-2014: 18 | Chicago Cubs 19 wins | Boston Red Sox .334 OBP |
| | Los Angeles Dodgers 17 wins | Chicago Cubs .330 OBP |
| | Houston Astros 14 wins | St. Louis Cardinals .327 OBP |
| Post-Season Series Victories | | |
| 2015-17: 6 series wins | | |
| 1909-2014: 1 series win | | |

Crane Kenney President, Business Operations

Crane is in his 25th season with the Cubs organization ... he was named President of Business Operations following the Ricketts' family purchase of the Cubs in 2009 and is responsible for the strategic direction of the Cubs business operations and the development of the Wrigleyville campus.

- © In his role, Crane is responsible for the organization's growth, including new business development; design, construction and operation of its facilities; media strategy; government relations; associate recruitment and training; and development of a winning culture.
- © From 2003-2009, Crane was the principle executive in charge of Cubs operations on behalf of Tribune Company, the previous owner.
 - ♦ Overseeing all aspects of the Cubs organization for that period, the Cubs won the N.L. Central Division three times (2003, 2007 and 2008), surpassed 3 million in attendance for eight consecutive seasons and set an all-time attendance record of 3,300,200 in 2008.
- © Is responsible for the continuing redevelopment and preservation of Wrigley Field ... under his watch, the Friendly Confines have been in a constant state of change, adding new amenities, expanded player facilities and integrated marketing partnerships, all while retaining Wrigley Field's historic charm and character ... in 2013, *USA Today* named Wrigley Field the No. 1 ballpark in Major League Baseball and in 2017, CNN named Wrigley Field one of the 15 happiest places in the world ... Crane also oversees the current restoration plan for Wrigley Field, named the 1060 Project.
- © As the executive in charge of the 1060 Project, he is responsible for the architectural design, preservation and modernization of Wrigley Field ... additions in 2015 included the expansion of the famed Budweiser Bleachers and introduction of the first video boards to Wrigley Field ... in 2016, a state-of-the-art clubhouse, second largest in baseball, opened.
- © Is responsible for the vision, design, construction and programming of the Wrigleyville campus development, including the Cubs new 155,000 square foot executive office tower, and the Park at Wrigley, an entertainment plaza that opened in 2017 ... Hotel Zachary, a Starwood boutique hotel, and six new restaurants led by Chicago's leading chefs and restaurants will open in 2018.
- © Was responsible for the development of Sloan Park and the Under Armour Performance Center, the Cubs new \$100 million training center in Arizona, which was completed in 2013 ... Sloan Park set the top-10 Spring Training attendance records in its inaugural season (2014), and bested those results in 2016, including setting the all time single-game Spring Training attendance record of 15,523 on March 20, 2016 vs. Kansas City.
- © Expanding programming at Wrigley Field has been a focus since 2003, with world class performers such as Paul McCartney, Pearl Jam, Bruce Springsteen, Elton John, Billy Joel, James Taylor, The Police, Jimmy Buffet, Roger Waters, Foo Fighters and Dave Matthews Band entertaining sold out crowds ... in 2013, Rolling Stone named Wrigley Field the best outdoor music venue in the U.S. ... returning to its roots as a multi-sport venue, Crane brought the NHL Winter Classic, NCAA football, and international soccer to Wrigley Field.
- © Leads the team's media rights development ... beginning in 1999, he led the expansion of Cubs media rights with the launch of Fox SportsNet Chicago ... in 2003, he founded Comcast SportsNet Chicago with Jerry Reinsdorf and has served on the Board of Directors since its formation ... Crane also led the Cubs first Hispanic radio broadcast with partner WRTO in 2009.
- © Began his career with the Cubs in 1994 as an attorney, representing the Cubs in sponsorship, concession, media rights, municipal and MLB negotiations.
- © Serves on a variety of boards, including the Board of Directors of Comcast SportsNet, MLB's Long Term Strategic Planning Committee, the Board of Advisors of Winona Capital Management (a Chicago-based private equity firm), the University of Notre Dame Student Athlete Advisory Council, the Board of Governors of Global Sports Management Summit and the Board of Directors of Good Sports.
- © Is an investor in aXiomatic Gaming LLC, the majority owner of Team Liquid (a leading eSports team) and the Professional Fighters League, a mixed martial arts league.
- © Born December 31, 1962, in Quincy, Mass., Crane holds a law degree from the University of Michigan and a bachelor's degree from the University of Notre Dame ... Crane and his wife Kelly have four children, Ryan, Sophie, Clare and Caroline.



Jed Hoyer Executive Vice President, General Manager

Jed is in his seventh season as executive vice president and general manager, having been named to the role on November 1, 2011, following two seasons in the same position with the San Diego Padres ... alongside President, Baseball Operations Theo Epstein, helped Chicago in 2016 to its first World Series title since 1908 after the two led the Boston Red Sox to a pair of world championships (2004 and 2007) while with the club from 2002-09 ... is signed through the 2021 campaign.

- © The Cubs have recorded a major league-best 292 regular season victories since the start of 2015, and the club's 19 post-season wins are also the most in the majors in that span.
- © Chicago in 2016 won a major-league best 103 games en route to just its third World Series title (also 1907 and 1908) and its first N.L. pennant since 1945.
- © The Cubs signed eight major league free agents heading into 2018, including pitchers Yu Darvish, Brandon Morrow and Steve Cishek.
- © Prior to the 2016 season, Chicago signed key free agents Dexter Fowler, Jason Heyward, John Lackey and Ben Zobrist.
- © In his first three years with the Cubs, the organization acquired first baseman Anthony Rizzo via trade, selected outfielder Albert Almora Jr., infielder Kris Bryant and catcher Kyle Schwarber with its first pick in the 2012, 2013 and 2014 drafts, respectively.
 - ♦ The Cubs were ranked as having the best farm system in baseball heading into the 2015 season by *ESPN.com*, *Baseball America*, *The Sporting News*, *Baseball Prospectus* and *Fangraphs*.
- © In 2010, his first season guiding the Padres, the club posted the fourth 90-win campaign in the franchise's 42-year history ... at 90-72, the club finished 18 games over .500 and just 2.0-games back of the Giants for the N.L. West title despite the lowest payroll in baseball.
 - ♦ Signed free agents Jimmy Hairston Jr., Chris Denorria, Matt Stairs, Jon Garland and Yorvit Torrealba prior to the 2010 campaign, all whom contributed to the 90-win season ... at the All-Star break, acquired six-time All-Star and 2002 AL MVP Miguel Tejada along with outfielder Ryan Ludwick.
 - ♦ Following a 75-87 record in 2009, the Padres 15-game win improvement was the best of any team in baseball.
- © A top priority in his two years with San Diego was rebuilding the farm system with Assistant GM (and now Cubs Senior Vice President, Scouting/Player Development) Jason McLeod ... two months following their departure, the organization was ranked the top farm system in baseball by *ESPN.com*.
- © In his duties with the Red Sox, was actively involved in player development, major league scouting, quantitative analysis and advance scouting.
- © In 2005, served as Boston's co-general manager during a 44-day stint while Theo Epstein briefly left the organization ... during that span, he helped to complete the trade for Josh Beckett and Mike Lowell that sent Hanley Ramirez, Anibal Sanchez and two other minor leaguers to the Marlins in a seven-player deal.
 - ♦ Beckett and Lowell were named ALCS MVP and World Series MVP, respectively, in 2007, with Beckett also finishing second in the A.L. Cy Young award voting that season.
- © A native of Plymouth, N.H., he is a 1996 graduate of Wesleyan University, where he helped lead the Cardinals to the championship game of the NCAA Division III World Series in 1994 as a pitcher and an outfielder ... in his final two seasons at Wesleyan, Jed played shortstop in addition to pitching.
 - ♦ He still holds the record for career saves ... also won the Ahrens Award as the school's top male athlete his senior year ... he later served two seasons as an assistant coach for the Wesleyan Baseball Team.
- © Jed and his wife, Merrill, have three sons, Beckett, Gray and Archer.



Mike Lufrano

Executive Vice President, Community Affairs/Chief Legal Counsel

Mike was named the Cubs' executive vice president, community affairs and chief legal officer in 2014 after joining the organization in May 2004.

- Oversees community and government affairs, neighborhood relationships, charitable participation and serves as chief legal officer.
- Has helped lead Cubs Charities to more than \$1 million in annual contributions to the community each of the last 13 years ... in 2017, Cubs Charities set new records for dollars raised to support education, youth sports and other charitable activity and civic engagement.
- Cubs Charities is known for its signature programs – Cubs Scholars, Cubs Junior All-Stars and the Cubs Charities Diamond Project, helping build a lasting legacy of helping those in need and promoting physical fitness.
- The annual Bricks and Ivy Ball collected a team-record \$2.2 million in 2017 ... the annual Race to Wrigley 5K welcomed more than 6,000 runners and Cubs Charities raised a new record, more than \$10 million in total to help charitable causes and organizations.
- Worked with the City of Mesa, Ariz., to help earn city and voter approval of a new training facility for the Cubs.
- Helped gain approval for Wrigley Field activities and events, including Project 1060 renovations, City night game authorization and approval for musical performances.
- Led community involvement, including construction of Kerry Wood Cubs Field, Margaret Donahue Park in Lake View, Little Cubs Field at Humboldt Park, renovations to Thilens Stadium, Hamlin Park and contributions to numerous parks, programs and organizations in the Lake View community and throughout Chicago.
- Served in the White House from 1993-95 as a special assistant to the President and deputy director of advance.
- Received a bachelor's degree in economics from the University of Illinois and a law degree from Harvard Law School.
- A longtime Lakeview resident and a graduate of Lane Technical High School.
- Mike and his wife, Lyz, have two children and live in Chicago.



Alex Sugarman

Executive Vice President, Business Operations & Chief Strategy Officer

Alex is in his ninth year with the Cubs and was promoted to Executive Vice President, Business Operations and Chief Strategy Officer in January of 2018.

- In his current role, Alex oversees all ballpark operations for the organization, including event operations, facility management, and security & safety operations ... additionally, Alex is responsible for the organization's strategic planning and corporate development functions.
- He joined the organization in January of 2010 as vice president of business development and was promoted to senior vice president, strategy & development in January 2013 ... he was named senior vice president, strategy and ballpark operations in June of 2015.
- Joined the Cubs following four years with Galatioto Sports Partners, LLC ... while at Galatioto Sports Partners, LLC, served as an advisor to the Ricketts Family in the acquisition of a controlling interest in the Chicago Cubs, Wrigley Field and 25 percent of Comcast SportsNet Chicago ... also completed multiple other financial advisory engagements and lending transactions in the NBA, NFL, NHL and MLB.
- Prior to his time at GSP, Alex was a financial analyst for the National Hockey League from 2003-04.
- Graduated from Emory University with a B.A. in Economics and Political Science in 2002 ... earned his M.B.A. from the Columbia Business School in 2006.
- Alex and his wife, Eileen, have a son, Aidan.



David Cromwell

Senior Vice President, Operations

David joined the Cubs in February of 2018 as senior vice president of operations ... in this role, he will be responsible for overseeing and leading the Wrigley Field Campus operations for the Cubs and its affiliates, including event operations and guest services, facility and supply chain operations and safety and security operations.

- Joined the Cubs following 20 years with SeaWorld Entertainment, Inc. ... in his final 10 years with the company, he held VP level operations positions at three of the company's theme parks.
- He most recently oversaw all commercial and operational activities of Busch Gardens and Water Country USA in Williamsburg, Virginia.
 - As park president, was responsible for all nine functional disciplines of the organization; led a team of full-time, part-time and seasonal employees; and welcomed millions of visitors through the parks' gates each year.
- Received his Bachelor's degree in Communications, as well as his MBA, from San Diego State University.
- David, his wife and two children are excited to be relocating to Chicago.



■ CUBS GENERAL MANAGERS SINCE 1934

| | | | |
|-----------------------|---------------------------|--------------------|----------------------------|
| Charles Weber..... | 1934-40 | Jim Frey | November 1987-October 1991 |
| James Gallagher | 1940-49 | Larry Himes | November 1991-October 1994 |
| Wid Mathews | 1950-56 | Ed Lynch | October 1994-July 2000 |
| John Holland..... | 1957-75 | Andy MacPhail..... | July 2000-July 2002 |
| E.R. Saltwell..... | 1976 | Jim Hendry..... | July 2002-August 2011 |
| Bob Kennedy | 1977-May 1981 | Randy Bush | August-October 2011 |
| Herman Franks | May-October 1981 | Jed Hoyer..... | November 2011-current |
| Dallas Green..... | October 1981-October 1987 | | |

Jason McLeod **Senior Vice President, Scouting/Player Development**

Jason joined the Cubs as senior vice president, scouting and player development on November 1, 2011, and has 23 years of experience in baseball operations and coaching ... prior to two seasons as the San Diego Padres assistant general manager in 2010-11, spent six seasons with the Boston Red Sox, including five seasons as director of amateur scouting following the club's 2004 World Series title.

- © In his first three drafts with Chicago, selected outfielder Albert Almora Jr. in 2012 (sixth overall), infielder Kris Bryant in 2013 (second overall) and catcher Kyle Schwarber in 2014 (fourth overall) ... Bryant was named the 2015 N.L. Rookie of the Year and 2016 N.L. MVP while Schwarber batted .412 with two RBI in the 2016 World Series after missing the majority of the season with an injured left knee.
- © Joined the Padres in December of 2009, and oversaw amateur scouting and player development while working with general manager Jed Hoyer ... the Padres 2011 Draft saw 10 players reach the majors, including seven pitchers ... current Cardinal Jedd Gyorko was the Padres second round selection in 2010.
- © Worked for the Boston Red Sox scouting department from 2003-09 ... in 2008, was awarded the Red Sox Unsung Hero Award by the Boston Baseball Writers Association ... his first draft with Boston produced 2007 AL Rookie of the Year and 2008 AL Most Valuable Player Dustin Pedroia ... *Baseball America* ranked the Red Sox draft among the top five drafts in three of his first four years as Director of Amateur Scouting, including second-best in 2005 ... was ranked first in 2006, the same year he drafted Anthony Rizzo (sixth round).
- © Other Red Sox regulars drafted under him include Jacoby Ellsbury, Jed Lowrie, Daniel Bard, Clay Buchholz, Justin Masterson and Josh Reddick.
- © Held various positions with the Padres from 1994-2003, beginning as an intern in the baseball operations department ... was a full-time assistant in the department, then coached in the minor leagues for three years before returning to the front office as the assistant director of scouting and player development.
 - Served as an area scout in Southern California from 2002-03 before joining the Red Sox.
- © Born in Hawaii, he was raised in San Diego and attended Rancho Buena Vista High School, where he played alongside former major league outfielder and current Dodgers manager Dave Roberts ... he attended Palomar Junior College before being drafted by the Astros in the 44th round of the 1991 Draft.
 - The right-handed hurler pitched in the minors from 1991-92 before taking an internship with the Padres.
- © Jason resides in Evanston, Ill., with his fiancée, Nicole, and his three children - Cameron and twins Laney & Logan ... he is the great-grand nephew of Hall of Fame pitcher Carl Hubbell.



Jon Greifenkamp **Senior Vice President, Chief Financial Officer**

Jon was named vice president, chief financial officer in April of 2010 and promoted to senior vice president in June of 2014 ... he is responsible for overseeing the franchise's finance, accounting, information technology and Mesa, Arizona operations ... in addition, Jon chairs the concessions governance committee responsible for food and beverage service at Wrigley Field and Sloan Park.

- © Joined the Cubs after serving four years as the vice president of finance for Thompson Reuters Healthcare ... led the successful sale and integration of Solucient into Thomson Healthcare.
- © Became the vice president of finance for Solucient LLC in 2000 after joining the organization in 1996 as assistant controller before becoming director of finance in 1998.
- © Began his career as a senior accountant at Price Waterhouse LLP, serving clients that included the Chicago Cubs and Tribune Company.
- © Holds a Bachelor of Science Degree in Business Administration from Marquette University and a Masters of Business Administration degree from the Kellogg School of Management at Northwestern University.
- © Jon and his wife, Nicole, have three children: Charlie, Will and Grace.



Colin Faulkner **Senior Vice President, Sales and Marketing**

Colin was named Cubs' senior vice president, sales and marketing in December of 2015, and is responsible for overseeing the franchise's ticketing, corporate partnership, and marketing functions ... he was named vice president, sales and partnerships in February of 2013 after he joined the Cubs on November 1, 2010 as the vice president of ticket sales and service.

- © Spent the previous 10 years with the National Hockey League's Dallas Stars, where he served as their senior vice president of marketing.
- © He joined Southwest Sports Group in 2000 as an account executive for the Texas Rangers and Dallas Stars, and began working exclusively with the Stars two years later, holding positions such as director of sales and vice president of sales and service along the way.
- © Prior to joining Southwest Sports Group, he was a corporate account executive with Major League Soccer's Dallas Burn from 1998-2000.
- © He graduated with a degree in marketing from Baylor University in 1998.
- © Colin and his wife Jaime, have three children - daughter Avery and sons Blake and Drew.



Randy Bush **Assistant General Manager**

Randy is in his 12th season as assistant general manager after he was promoted on December 20, 2006 ... prior to that, he served as a special assistant to the general manager ... named interim general manager, August 19, 2011, taking over for Jim Hendry through the end of the season.

- Ⓒ Rejoined the organization as a special assistant on January 26, 2005 ... his duties included evaluating the Cubs' minor league system, working on field with the major and minor league clubs during spring training and assisting in professional scouting.
- Ⓒ Also worked for the club in 1999, serving as the minor league hitting coordinator.
- Ⓒ Was the head baseball coach at his alma mater, the University of New Orleans, from 2000-2004.
- Ⓒ The former first baseman/outfielder spent his entire career with Minnesota – including 12 seasons in a major league uniform.
 - ◆ Batted .251 with 275 extra-base hits and 409 RBI in 1,219 career games.
 - ◆ Played on two world championship teams (1987 and 1991).
- Ⓒ Played for Miami Dade Community College and the University of New Orleans.
- Ⓒ Received a Bachelor of Science Degree in Finance in 1994 from the University of New Orleans.
- Ⓒ Randy and his wife, Catherine, have two children: Ryan and Jason.



Scott Harris **Assistant General Manager**

Scott is in his sixth year with the Cubs, and was promoted to Assistant General Manager on January 11, 2018 ... joined the Cubs as Director of Baseball Operations on November 29, 2012, after serving two years at Major League Baseball as the league's Coordinator of Major League Operations ... in his current role, he assists President Theo Epstein and GM Jed Hoyer with all potential player acquisitions, contract negotiations, and player evaluations ... Scott also oversees the salary arbitration process, the research and development department, all baseball operations' financial planning and strategy, and the mental skills department.

- Ⓒ With Major League Baseball, he provided transaction support and analysis to all 30 clubs and worked on the First-Year Player Draft, the Rule 5 Draft, the World Baseball Classic and various industry studies within the league office.
- Ⓒ A native of Redwood City, Calif., Scott attended Columbia Business School while working at Major League Baseball and later transferred to Northwestern's Kellogg School of Management to complete his MBA in 2015. Scott also graduated with a bachelor's degree in Economics from UCLA in 2009 and studied at the London School of Economics in 2007.



Shiraz Rehman **Assistant General Manager, Strategic Initiatives**

Shiraz is in his seventh season with the Cubs and his first as assistant general manager, strategic initiatives ... in this role, he focuses on evaluating existing systems, and identifying and implementing solutions in an effort to create competitive advantages for the organization.

- Ⓒ Joined the Cubs as assistant to the general manager on November 14, 2011 ... was promoted to assistant general manager on October 4, 2012.
- Ⓒ Prior to his time with the Cubs, spent six seasons with the Arizona Diamondbacks baseball operations department beginning in 2005, finally serving as the club's director of player personnel in 2011.
- Ⓒ Prior to his time as Arizona's director of player personnel, he also held titles of director of baseball operations (2009-10) and manager of baseball operations (2007-08) after joining the organization as a baseball operations assistant in December of 2005.
- Ⓒ Before joining the Diamondbacks, he interned for the Boston Red Sox during the 2005 season in the baseball operations department.
- Ⓒ Prior to joining the Red Sox, he spent time as a commodities trader and financial consultant for more than five years and obtained his MBA from Columbia Business School in 2006 ... is a 1999 graduate of McGill University, where he earned a bachelor's degree in finance and accounting and was a starting infielder on the baseball team for four years.
- Ⓒ He and his wife, Beth, have two children: daughter, Eden, and son, Mays.



Matt Dorey **Director, Amateur Scouting**

Matt is in his seventh season with the Cubs and his fifth as director of amateur scouting ... has 14 years experience as a coach or scout ... he spent the 2012-13 seasons as a national crosschecker for the organization.

- Ⓒ From 2008-11, was an area scout for the Red Sox ... named Boston's Scout of the Year for the 2010 season.
- Ⓒ Prior to joining Boston, he was the head coach at Mount Hood Community College in Portland, Ore., in 2008 ... he was an assistant coach at the school from 2004-05.
- Ⓒ Spent the 2006-07 seasons as an assistant coach at Washington State University.
- Ⓒ Attended Mount Hood Community College in 1993-94 and transferred to Portland (Ore.) State University, where he played baseball in 1995-96.
- Ⓒ Matt resides in Portland, Ore.



Jeff Greenberg **Director, Baseball Operations**

Jeff is in his seventh season with the Cubs, and was promoted to director of baseball operations on January 11, 2018.

- © Joined the Cubs in 2012 as a baseball operations intern and was later promoted to Assistant to the General Manager prior to the 2015 campaign.
- © Prior to the Cubs, he interned for the Pittsburgh Pirates (2006, 2008), Arizona Diamondbacks (2010) and the Labor Relations Department at Major League Baseball (2009-11).
- © A native of Pittsburgh, Pa., he is a graduate of Columbia Law School (JD, 2011) and the University of Pennsylvania (BA, 2008).
- © Jeff resides in Lakeview with his wife, Erin.



Ryan Kruse **Director, Baseball Systems Development**

Ryan is in his first year as director, baseball systems development after joining the organization in 2014 as baseball systems architect ... in this role, he is responsible for scouting, research and analytical software utilized by the organization.

- © Prior to joining the Cubs, he was director of application development for Noesis, a financing company for commercial building equipment, from 2011-14.
- © From 2009-11, was manager of development for Hyper9.
- © Earned a Bachelor's Degree in quantitative methods and computer science from the University of St. Thomas in St. Paul, Minnesota in 2000.
- © Resides in Wilmette, Ill., with his wife, Lisa, and their four children: Jackson, Sam, Charlie and Nora.



Jaron Madison **Director, Player Development**

Jaron is in his 17th year in professional baseball and his sixth full year with the Cubs ... the 2018 campaign marks his fifth as director of player development after joining the organization as director of amateur scouting, August 10, 2012.

- © Jaron served as the San Diego Padres Director of Scouting from December of 2009 through July of 2012, working with then General Manager Jed Hoyer and Assistant General Manager Jason McLeod.
 - His Padres drafts were highlighted by such players as INFs Jedd Gyorko and Cory Spangenberg, C Austin Hedges and RHP Joe Ross, who were all named among the Padres top 10 prospects by *Baseball America* heading into the 2012 season.
- © From 2008-09, was the St. Louis Cardinals Assistant Director of Scouting.
- © Was San Diego's Assistant to the Director of Scouting from 2005-07 ... prior to that, was an area scout for the Pittsburgh Pirates from 2002-05 – covered Northern California, Northern Nevada and Hawaii.
- © Began his professional baseball career as an associate area scout with the Padres in 2002.
- © Received his Masters in Sports Management from the University of San Francisco in 2002 after graduating from Long Beach State University in 1998.
 - Coached at his alma mater from 2000-01.
- © Jaron and his wife, Tia, and children, Jamil and Jaia, reside in Northern California.



Chris Moore **Director, Research and Development**

Chris joined the Cubs in October of 2013 as director of research and development ... in his current role, he is responsible for developing and overseeing the research and analytics function within baseball operations.

- © Joining the Cubs from WorldQuant LLC, where he spent three years as a portfolio manager, building algorithmic trading strategies.
- © Prior to joining WorldQuant, spent five years earning a Ph.D in Psychology and Neuroscience at Princeton University ... he focused on computational methods and machine learning, which he applied to both baseball and brain science.
- © Earned a B.A. in Psychology and Philosophy from the University of California – Davis, and a Ph.D. in Psychology and Neuroscience from Princeton University.
- © Chris resides in Chicago with his wife, Devon.



Louie Eljaua

Director of International Operations/Special Assistant to the President & GM

Louie is in his 10th season in the Cubs organization after being named as a special assistant to the president and general manager, December 3, 2008 ... pronounced el-HOW-ah.

- Ⓢ Served as a special assistant to the general manager for Pittsburgh from 2004-08 ... he oversaw the construction of the Pirates new Latin American headquarters and baseball training academy in El Toro, Dominican Republic.
- Ⓢ Worked for the Boston Red Sox from 2002-03 as the Director of International Scouting ... during his time, supervised the construction of the Red Sox' Dominican Academy, a \$3 million complex which serves as a year-round training facility in El Toro, Dominican Republic.
- Ⓢ Began his career with the Marlins in 1992 as a part-time scout before being promoted to area scout and assistant director of Latin American operations in 1994 ... he was named as Florida's Director of Latin American Scouting in 1999 after briefly serving with the Detroit Tigers as a special assignment scout in 1998.
- Ⓢ Signed 2012 Triple Crown winner Miguel Cabrera while a scout with the Marlins in 1999.
- Ⓢ The former infielder was a graduate assistant coach for St. Thomas University (Fla.) in 1991.
- Ⓢ Played baseball at Miami-Dade Community College (1988-89) and St. Thomas University (1990-91).
- Ⓢ Attended Monsignor Pace High School in Miami, Fla., where he was a four-year letterman in baseball, winning the state championship in his sophomore and senior seasons.
- Ⓢ Louis resides in Miami, Fla., with his wife, Marcia, and children, Olivia and Matthew.



Kyle Evans

Director of Pro Scouting/Special Assistant to the President & GM

Kyle is in his seventh season with the Cubs, and was promoted to director of pro scouting/special assistant to the president and general manager in February 2017 ... is in his seventh season as a special assistant and was director of major league scouting from 2014-16 ... prior to that, held the title of director of video and advance scouting ... in his current role, he evaluates professional players being considered for acquisition by the Cubs.

- Ⓢ Also coordinates the Cubs' Major League scouting program, the research and production of Advance Scouting reports for the Major League team and oversees all of the baseball related video operations.
- Ⓢ Joined the Cubs prior to the 2012 campaign as assistant director of video and advance scouting ... helped redesign the process by which the Major League team prepares for upcoming opponents.
- Ⓢ Was a Major League scout with Boston from 2008-11, evaluating players across the majors for potential acquisition.
- Ⓢ Spent 2006-07 as coordinator of advance scouting for the Red Sox ... collaborated with advance scouts on the road to prepare reports on upcoming opponents, including preparation for the 2007 World Series Championship.
- Ⓢ Retired from playing in 2005 after spending parts of six seasons in the Cleveland Indians minor league system as a right-handed pitcher ... selected by Cleveland in the sixth round of the 2000 draft out of Baylor University.
- Ⓢ Was a First Team All-Conference pitcher for the 2000 Big 12 Champion Bears.
- Ⓢ Received his Bachelor of Business Administration from Baylor in 2002, with a dual major in Management Information Systems and Quantitative Business Analysis.
- Ⓢ Resides in Chicago with his wife, Kristen, and their two children: a son, Kingsley, and a daughter, Rheya.



Alex Suarez

Director, International Pro Scouting/Assistant Director, Player Development

Alex was promoted to director, international pro scouting and assistant director, player development in February of 2017 ... is in his 11th season with the organization ... prior to his promotion was assistant director, player development and international operations beginning in the 2012-13 offseason.

- Ⓢ Was the coordinator of player development and international scouting starting in 2010 after he joined the organization full time as a baseball operations assistant in 2009 ... was a baseball operations intern for the team in 2008.
- Ⓢ Graduated from the University of Tennessee with a degree in political science in 2005 ... played first base and outfield on the Volunteers baseball team from 2003-05 ... was named to the 2004 All-Southeastern Conference Team ... helped his team to the 2005 College World Series.
- Ⓢ Resides in Chicago with his wife, Abby, and his son, Daniel.



Jose Serra

Director, Dominican Republic Operations

Jose joined the Cubs as head scout in the Dominican Republic in December of 1996 and has overseen Dominican operations since January of 2002.

- Ⓢ Responsible for the signings of Juan Cruz, Marco Hernandez, Junior Lake, Felix Pie, Jose Reyes, Eloy Jimenez, Oscar de la Cruz, Pedro Araujo, Jose Rosario and Starlin Castro, among many others currently or formerly in the minor league system.
- Ⓢ Formerly the general manager for the Estrellas Orientales, a Dominican Winter League team ... previously worked as assistant GM for Estrellas Orientales and Azucareros del Este.
- Ⓢ Played in the Orioles minor league system for four years from 1992-1995, batting .239 (287-for-1,200) with 41 doubles, two homers and 101 RBI in 348 games ... played with Independent team Greenville in 1996.
- Ⓢ Jose and his wife, Maria Taveras, live in San Pedro de Macoris, D.R. with their three children: Dhinangelys, Bryan and Emily.



Ryan Dempster **Special Assistant to the President & GM**

Ryan, a two-time All-Star who enjoyed a 16-year major league pitching career from 1998-2013, was named a special assistant to the president and general manager in December of 2014.

- Ⓢ Went 132-133 with 11 complete games, three shutouts, 87 saves and a 4.35 ERA (1,154 ER/2,387.0 IP) in 579 career games (351 starts) with the Marlins (1998-2002), Reds (2002-03), Cubs (2004-12), Rangers (2012) and Red Sox (2013) ... named a N.L. All-Star in 2000 with the Marlins and in 2008 with the Cubs.
- Ⓢ Posted a 67-66 record with three complete games, one shutout and 87 saves in nine seasons with the Cubs ... posted a 3.74 ERA (491 ER/1,182.2 IP) ... won a career-high 17 games in 2008.
- Ⓢ Advanced to the postseason with Chicago in 2007 and 2008 ... was a member of the World Series Champion 2013 Red Sox squad.
- Ⓢ Originally selected by Texas in the third round of the 1995 draft ... graduated from Gibsons High School in Gibsons, British Columbia, Canada.



Ted Lilly **Special Assistant to the President & GM**

Ted was named a special assistant to the president and general manager in March of 2014, following a 15-year major league career with the Expos (1999), Yankees (2000-02), Athletics (2002-03), Blue Jays (2004-06), Cubs (2007-10) and Dodgers (2010-13).

- Ⓢ Went 130-113 with a 4.14 ERA (913 ER/1982.2 IP) in 356 major league games, 331 as a starter ... struck out 1,681 batters, averaging 7.63 strikeouts per nine innings.
- Ⓢ Was a member of the 2007 and 2008 Cubs playoff squads, going 32-17 with a 3.96 ERA (181 ER/411.2 IP) in 68 starts during that stretch ... overall went 47-34 with a 3.70 ERA (290 ER/705.2 IP) in 113 games over four seasons with Chicago ... became the first Cubs lefty with three-straight 12-win seasons since Dick Ellsworth (1963-65).
- Ⓢ Originally selected by the Dodgers in the 23rd round of the 1996 draft out of Fresno City College (Calif.).



Kerry Wood **Special Assistant to the President & GM**

Kerry joined the Cubs front office in May 2012 after a 14-year major league career, including 12 seasons with the Cubs.

- Ⓢ Went 86-75 record, 63 saves, 1,582 strikeouts and a 3.67 ERA (563 ER/1380.0) in 446 major league appearances (178 starts) with the Cubs (1998-2008, 2011-12), Indians (2009-10) and Yankees (2010).
- Ⓢ Averaged 10.32 strikeouts per nine innings in his career, the second-highest total of any pitcher in major league history behind only Randy Johnson's 10.61 mark (minimum 1,300 innings pitched).
- Ⓢ Owns the third-most strikeouts in team history with 1,470 and is only the fourth pitcher in club history with 12 or more seasons with the franchise.
- Ⓢ Originally selected by the Cubs in the first round (fourth overall) of the 1995 draft.
- Ⓢ Kerry and his wife, Sarah, run the Wood Family Foundation, an organization that strives to be an advocate for children in the Chicago community, inspiring others to join them in their mission of giving children the resources they need to succeed.
- Ⓢ Spearheaded Kerry Wood Cubs Field at Lane Tech High School in Chicago, the first baseball field on the North Side of Chicago to meet Illinois High School Association standards.



David Ross **Special Assistant to Baseball Operations**

David, who retired as a World Series Champion with the Cubs in 2016, is in his second season as special assistant to baseball operations for Chicago.

- Ⓢ A veteran of all or part of 15 major league seasons with the Dodgers (2002-04), Pirates (2005), Padres (2005), Reds (2006-08), Red Sox (2008, 2013-14), Braves (2009-12) and Cubs (2015-16), hit .229 (521-for-2,280) with 106 home runs and 314 RBI in 883 major league games.
- Ⓢ The former catcher is a two-time World Series champion with Boston in 2013 and Chicago in 2016, and he reached the postseason seven times.
- Ⓢ Selected by the Dodgers in the seventh round of the 1998 June Draft.
- Ⓢ Was a member of the 1997 Auburn Tigers team that advanced to the College World Series ... transferred to the University of Florida as a junior in 1998 ... helped Florida reach the College World Series.
- Ⓢ Resides in Tallahassee, Fla., with his wife, Hyla, and three children: Landri, Cole and Harper.



Jim Benedict **Special Assistant to Baseball Operations**

Jim is in his first season as the Cubs special assistant of baseball operations following two seasons as vice president of pitching development for the Miami Marlins.

- Ⓢ Spent seven seasons, 2009-15, with the Pittsburgh Pirates in multiple roles ... he served as minor league pitching coordinator in 2010-11, as well as six seasons as special assistant to the GM (2009, 2011-15) ... in his role as special assistant, had an emphasis on player development and advance scouting of N.L. clubs.
- Ⓢ Was a major league scout with Cleveland in 2007-08, also handling advance scout duties ... worked six years (2001-06) with the Yankees as a pro scout and special assistant to the baseball operations department.
- Ⓢ Was the pitching coach for Loyola Marymount and Chapman College in California before beginning his scouting career with the Rangers in 1990 ... was a minor league pitching coordinator with the Dodgers (1998-2000) and worked in the same capacity for Montreal from 1994-98.
- Ⓢ Played baseball at LA Valley Community College (1981-82) and Arizona State University ... signed by the Royals as a non-drafted free agent in 1984 ... pitched three seasons in the minor league systems of Kansas City and Atlanta, going a combined 18-15 with a 2.66 ERA and 23 saves in 127 relief appearances
- Ⓢ Also coached at LA Valley CC in 1987 and was inducted in the LAVC Athletic Hall of Fame in June of 2010 ... resides in Lakewood Ranch, Fla.



Matt Murton **Assistant, Baseball Operations**

Matt Murton is in his first season in the Cubs baseball operations department following a 15-year pro playing career, including five major league seasons with the Cubs (2005-08), Athletics (2008) and Rockies (2009).

- Ⓢ Hit .286 with 29 homers and 112 RBI in 346 big league games ... originally selected by Boston in the first round (32nd overall) of the 2003 draft.
- Ⓢ Signed with the Hashin Tigers in Japan for the 2010 season ... set the Nippon Pro Baseball single-season record with 213 hits in 2010 (that record has since been broken by Shogo Akiyama) ... recorded a 30-game hitting streak in 2011.
- Ⓢ Returned stateside in 2016 and played at Triple-A for the Cubs ... was with Triple-A Toledo in the Detroit chain in 2017.
- Ⓢ Attended Georgia Tech from 2001-03.



Kevin Youkilis **Assistant, Baseball Operations**

Kevin is in his fourth season with the Cubs, and his third as an assistant in baseball operations ... he was named a special assistant to the president and general manager in February of 2015, following an 11-year major league career.


- Ⓢ A two-time World Series champion with the Boston Red Sox, Kevin was a career .281 hitter (1,053-for-3,749) with 653 runs scored, 254 doubles, 18 triples, 150 home runs and 618 RBI in 1,061 big league games.
- Ⓢ Batted .306 (34-for-111) with nine doubles, six home runs and 17 RBI in 29-career postseason games with the Red Sox.
- Ⓢ Originally selected by Boston in the eighth round of the 2001 draft.



Billy Williams **Senior Advisor**

Billy is in his 12th season as senior advisor to the club ... he previously served as special assistant to the president beginning in November of 2001.

- Ⓢ Spent his club-record 31st year in a Cubs uniform in 2001 as the team's first base coach ... also spent his 15th season as a member of the Cubs' coaching staff - tying the club mark.
 - Joined the Cubs organization in 1956 and made his major league debut in 1959 ... played for the club from 1959-74 and had a trio of stints on the coaching staff (1980-82, 1986-87, 1992-01).
- Ⓢ During his 18-year major league career, including 16 seasons with the Cubs, he batted .290 with 2,711 hits, 426 home runs and 1,475 RBI ... the six-time National League All-Star hit 20 or more homers 14 times, had 90-plus RBI 10 times and batted at least .300 five times.
 - Homered 392 times in a Cubs uniform - the third-highest total in club history ... also ranks among the team's all-time top-five in games played, at-bats, runs scored, hits, total bases, singles, doubles, extra-base hits, RBI and walks.
 - Was the National League Rookie of the Year in 1961 after setting Cubs rookie records for homers (25) and RBI (86).
 - In 1970, he led the N.L. in runs scored (137) and tied for the league lead in hits (205) ... batted .322 with 42 homers and 129 RBI.
 - Was The Sporting News' Major League Player of the Year in 1972 ... led the N.L. in batting average (.333) while recording 37 homers and 122 RBI.
 - Played in a then-N.L. record 1,117 consecutive games September 22, 1963-September 2, 1970 ... during the streak, he was utilized as a pinch hitter just four times.
 - Was traded to Oakland October 23, 1974, for infielder Manny Trillo and pitchers Darold Knowles and Bob Locker ... spent two seasons with the A's - and saw his only career post-season action in the 1975 American League Championship Series against Boston.
- Ⓢ On July 26, 1987, he was inducted into the National Baseball Hall of Fame in Cooperstown, N.Y. ... his uniform number was retired by the Cubs August 13, 1987, as No. 26 files from Wrigley Field's right field flagpole.
- Ⓢ On September 7, 2010, had a statue of his likeness dedicated by the Cubs at Wrigley Field ... his statue sits at the corner of Addison Street and Sheffield Avenue.
- Ⓢ Was born on June 15, 1938, in Whistler, Ala.
- Ⓢ Billy and his wife, Shirley, have four daughters: Valarie, Nina, Julia and Sandra ... they also have six grandchildren: William, Nicolette, Jasmine, Jeran, Christian and Kendall.



Carl Rice Vice President, Wrigley Field Restoration & Expansion

Carl took over the position of vice president, Wrigley Field restoration and expansion in July of 2015 after serving as the vice president of ballpark operations since February of 2011 ... prior to this, he served as senior director of facility management and information technology.

- © Carl is in his 37th season with the organization and his 31st as a full-time member of the team ... he directs the organization's efforts to preserve Wrigley Field as part of the 1060 Project ... as of Opening Day 2018, the 1060 Project will have finished the fourth year of the project ... in the first four years of the project, the project team has constructed the Budweiser Bleachers, Video Boards, the Home Clubhouse, the American Airlines 1914 Club and numerous fan experience improvements.
- © Primary individual responsible for bringing full scale concerts to Wrigley Field ... The Friendly Confines has hosted over 40 concert dates since 2005.
- © Oversaw the operations related to the 2009 NHL Winter Classic played at Wrigley Field, the 2010 Wrigleyville Classic (the first football game played at Wrigley Field since 1970) and the 2012 Friendly in the Confines soccer game.
- © Carl resides in Park Ridge.



Ann Weiser Vice President, Human Resources

Ann is in her second year as vice president, human resources for the Cubs ... her career spans more than 31 years, including roles leading human resources, business integration, organizational transformation and talent development.

- © In this role, she oversees the organization's talent strategy, including talent acquisition and development, associate engagement and retention, performance management and compensation and benefits.
- © Her professional commitment to talent development led to her most recent engagement with the Moore School of Business at the University of South Carolina, where she served as a lecturer, executive-in-residence and consultant for the past four years.
- © From 2007-12, was chief human resources officer at Activision Blizzard, the world's most successful standalone interactive entertainment company, based in Santa Monica, Calif., and one of Fortune's 100 Best Companies to Work For.
 - ♦ During her tenure, she was instrumental in designing the business integration of Activision and Vivendi Games, and led its global Human Resources function.
- © Prior to joining Activision, was chief human resources officer at US Foods, based in Rosemont, Ill., where she served as a key member of the \$30 billion company's executive leadership team, responsible for human resources strategy and implementation, internal communications, labor relations and safety.
- © In addition to US Foods, she has worked for several other Chicago area companies, including Baxter Healthcare, Kraft Foods and RR Donnelly and Sons.
- © Serves on the University of South Carolina's Riegel and Emory Human Resources Advisory Board ... she was recently elected to the boards of the Chicagoland Habitat for Humanity and Working Credit, a start-up nonprofit organizations that helps U.S. workers improve their financial health.
- © Ann earned her bachelor of arts in Sociology at the California State University, Long Beach ... in 1996, completed the Advanced Human Resources Executive Program at the University of Michigan.
- © Ann and her family split time between Chicago and Kiawah Island, S.C.



Lauren Fritts Vice President, Marketing

Lauren joined the Cubs in January of 2015 as vice president of marketing, bringing more than 15 years of global sports marketing experience ... in this role, she is accountable for fan engagement which is inclusive of branding, activation, multi-platform advertising, promotions, game-day entertainment, and Cubs Productions.

- © Joins the organization with more than 15 years of global sports marketing experience, most recently as director of Consumer Engagement at Gatorade ... was tasked with driving integrated campaigns, branded content, experiential activations and media go-to-market strategy.
- © Previously with Gatorade, was director of International Consumer and Sports Marketing ... was responsible for leading the sports marketing strategy, negotiations and relationship management for Gatorade in the sport of global football around the world.
- © Prior to joining Gatorade, she worked in public affairs at Res Publica Group and The Standing Partnership; supported the sports marketing partnership team at Sprint; and was a gameday media relations coordinator for the Kansas City Chiefs.
- © Lauren is an alumna of St. Louis University and lives in Glenview with her husband, Tim, and two children, Caroline and Will.



CONCERTS HOSTED AT WRIGLEY FIELD

Wrigley Field has hosted over 40 concerts since Jimmy Buffett played the first show at the Friendly Confines in September of 2005 ... here's a look at performers who have graced Wrigley Field:

2005: Jimmy Buffett and the Coral Reefer Band. **2007:** The Police with Fiction Plane. **2009:** Billy Joel and Elton John; Rascal Flatts with Vince Gill & Darius Rucker. **2010:** Dave Matthews Band with Jason Mraz. **2011:** Paul McCartney. **2012:** Roger Waters "The Wall Live"; Brad Paisley; Bruce Springsteen and the E Street Band. **2013:** Pearl Jam; Jason Aldean, Kelly Clarkson, Jake Owen & Thomas Rhett. **2014:** Billy Joel with Gavin DeGraw; Blake Shelton with Neal McCoy, the Band Perry & Dan + Shay; Zac Brown with Cheap Trick. **2015:** Billy Joel with Gavin DeGraw; Foo Fighters with Cheap Trick, Naked Raygun & Urge Overkill; Zac Brown Band with Muddy Magnolias; AC/DC with Vintage Trouble. **2016:** Phish; James Taylor with Jackson Browne; Pearl Jam; Billy Joel; Luke Bryan with Little Big Town & Dustin Lynch. **2017:** Tom Petty & the Heartbreakers with Chris Stapleton; Dead and Friends; Jimmy Buffett with Huey Lewis and the News; James Taylor & Bonnie Raitt; Billy Joel; Florida Georgia Line with Nelly & the Backstreet Boys; Green Day; Lady Gaga; Zac Brown Band.

Julian Green **Vice President, Communications/Community Affairs**

Julian joined the Cubs as vice president, communications and community affairs in September of 2011 ... in this position, Julian directs all non-baseball and organizational communication.

- Ⓢ Joined the Cubs with nearly 20 years of experience in communications, most recently having served as director of media relations for MillerCoors, where he was chief spokesperson for the company's operations in the United States and Puerto Rico.
- Ⓢ Served as Illinois press secretary to then-United States Senator Barack Obama from 2005-07, and as campaign press secretary from May to November of 2004.
- Ⓢ Was the director of communications and marketing for the Chicago Park District from July of 2003-May of 2004 after serving as assistant press secretary to then-Mayor Richard M. Daley.
 - Also served as deputy campaign manager and communications director for Mayor Daley's re-election effort in 2003.
- Ⓢ Received his bachelor's degree from Alabama A&M University's School of Mass Communication with a specialization in Radio and Television Broadcast ... he and his wife, Antris, reside in Chicago with their three children.



Andrew McIntyre **Vice President, Technology**

Andrew joined the Cubs in June of 2011 as director of information technology, and was promoted to his current role in September of 2015 ... he is responsible for setting the strategic direction for the Cubs' enterprise business applications and the technology infrastructure of Wrigley Field, Sloan Park in Mesa (Ariz.), and the Dominican Republic Training Academy.

- Ⓢ Andrew and the information technology team are responsible for the implementation of the Cubs' Customer Relationship Management platform, Enterprise Data Management including Business Intelligence & Analytics, Financial Accounting systems, and the operational systems supporting Legal, HR, and Ballpark Operations.
- Ⓢ Prior to joining the Cubs, he served as senior director of sales technology and operations at Bankers Life and Casualty, where he led the implementation of enterprise solutions supporting over 5000 insurance sales agents working across 49 states and over 200 locations.
- Ⓢ From 1999-2003, he worked as a technology consultant in the financial services solution center at Accenture.
- Ⓢ Andrew graduated from the University of Illinois Urbana-Champaign in 1996 with a bachelor's degree in Mechanical Engineering ... earned a Masters of Business Administration from the University of Illinois Urbana-Champaign in 1999.
- Ⓢ Andrew and his wife, Lisa, have three children Calvin, Paul, and Hugh.



Patrick Meenan **Vice President, Facility & Supply Chain Operations**

Patrick was promoted to vice president, facility and supply chain operations in November of 2017 ... in this role, he provides leadership to all facility functions including engineering, quality control, cleaning, grounds, setup, logistics and procurement, and office management.

- Ⓢ Joined the Cubs in October of 2012 as the director of sourcing and procurement ... promoted to senior director, facilities and procurement in May of 2015.
- Ⓢ Prior to joining the Cubs, he served as director of corporate purchasing for US Airways from 2010 to 2012.
- Ⓢ From 2000 to 2010 he worked in consulting for Arthur Andersen and Protiviti where he was elevated to associate director of supply chain solutions.
- Ⓢ Graduated from the University of Illinois Urbana-Champaign in 1997 with a bachelor's degree in Accounting ... received his MBA from the Kellogg School of Management in 2008.
- Ⓢ Patrick and his wife, Colleen, reside in Chicago with their three children: daughters, Marty and Quinn, and son, James.



Cale Venum **Vice President, Ticketing**

Cale is in his seventh season with the Cubs, his second as vice president of ticketing ... joined the organization in August of 2011 as assistant director of ticket services and was later promoted to director, ticket operations and then senior director of ticketing.

- Ⓢ Prior to joining the Cubs, Cale served as director of ticket operations with the Dallas Stars from 2009-11.
- Ⓢ Was coordinator of group ticket operations from 2006-09 with the Texas Rangers.
- Ⓢ Is a 2006 graduate from Texas A&M University, where he majored in Sports Management.
- Ⓢ Cale resides in Lakeview with his wife Sarah, and their sons, Jules and Jones.



Brett Scharback **Vice President, General Counsel**

Brett joined the Cubs as Vice President, General Counsel in January of 2018 following 13 years at International Speedway Corporation (ISC), a \$1.2 billion public company based in Daytona Beach, Fla.

- © While at ISC, was responsible for overseeing legal matters for the company and its 12 motorsports facilities and associated retail, dining and entertainment facilities.
- © Began his legal career in 2000 at the law firm of Baker Botts LLP, in Washington, D.C.
- © Graduated from George Washington University School of Law in 2000 ... earned his undergraduate degree in political science and government from the University of New Hampshire in 1996.
- © Brett resides in Wrigleyville while his family relocates to Chicago.



Andy Blackburn **Senior Director, Ticket Sales**

Andy joined the Cubs in June of 2010 and was promoted to senior director, ticket sales in January 2017 ... Andy's teams are responsible for all suites and premier seats (including the American Airlines 1914 Club and new club areas opening in 2019), season ticket sales, group sales, and meetings, events and corporate hospitality at Wrigley Field, the Park at Wrigley, and the American Airlines Business Center ... Andy brings with him over 20 years of media and sports sales experience.

- © Before joining the Cubs, was director of customer sales programs and sports sponsorship at Time Warner Cable Media for five years beginning in 2005.
- © Affiliate Sales at ESPN and The Walt Disney Company from 2001-05.
- © His team experience comes with stints at both the Chicago Blackhawks and Detroit Pistons.
- © Graduated from Miami University in Oxford, Ohio, in 1998 with a marketing degree.
- © Andy resides in downtown Chicago with his wife, Jill, and two daughters: Charlie and Drew.



Allen Hermeling **Senior Director, Corporate Partnerships**

Allen joined the Cubs in September of 2013 as senior director, corporate partnerships ... is responsible for overseeing the franchise's corporate partnership sales, service and activation functions.

- © Spent the previous three years as Director, Corporate Partnerships with the Washington Nationals, where he managed the corporate partnership sales team.
- © Prior to joining the Nationals, he held the position of Vice President, Sales and Marketing with the National Football League's Washington Redskins after joining the team in 2008.
- © Served as a Surface Warfare Officer in the United States Navy from 2002-08.
- © Graduated with honors from the United States Naval Academy in 2002 with a Bachelors of Science in Economics ... earned his Masters of Business Administration from George Washington University in 2010.
- © Allen and his wife Megan live in Chicago with their two children - daughter Maddie and son Teddy.



Melissa Shields **Senior Director, Controller**

As the Controller, Melissa manages a team of 17 people, who perform all accounting operations including accounts payable, accounts receivable and payroll ... she provides audit leadership across a growing number of reporting entities, and owns the financial statement preparation process, technical accounting oversight, tax return support, as well as internal controls compliance ... she also serves as the liaison with Baseball Operations for their Plan and Projections processes ... prior to joining the Cubs in August of 2014, Melissa spent nearly 10 years at AbbVie Inc. in North Chicago (formerly Abbott Laboratories), where she most recently served as the director of pricing and planning.

- © Began her professional career with Ernst & Young LLP where she worked for 10 years, most recently serving as a senior manager responsible for leading audit teams, primarily large publicly traded consumer products/manufacturing companies, as well as several smaller companies in the sports and entertainment industry.
- © Graduated magna cum laude from the University of Notre Dame with a Bachelor of Business Administration, received her MBA from the Kellogg School of Management at Northwestern University, and is a CPA.
- © Melissa, her husband Brian, and their two children reside in the Lakeview neighborhood of Chicago.



Jason Sondag Senior Director, Strategy and Development

Jason joined the Cubs in June 2010 and was promoted to senior director of strategy and development in September of 2016 ... he is responsible for managing the organization's strategic plan and analyzing key strategic questions that underpin decisions made by the executive team.

- Ⓢ During his time with the Cubs, he has worked on a broad range of corporate development projects such as the plan of finance for the Wrigley Field restoration, negotiation support for the organization's media rights opportunities, and led the development of the advanced analytics function for the business operation.
- Ⓢ Jason started his career as an investment banking analyst in the financial restructuring group at Houlihan Lokey, and prior to joining the Cubs he was a private equity investor at American Capital, Ltd., where he was focused on making control investments in distressed companies.
- Ⓢ Graduated from the University of Michigan in 2005 with a BBA in Finance ... earned an MBA from Kellogg School of Management in 2011.
- Ⓢ Jason and his wife, Jackie, reside in Chicago with their son Ryan and daughter Alice.



Justin Piper General Manager, Spring Training Operations

Justin was named general manager of spring training business operations in February of 2013, following four seasons with the Reno Aces, Triple-A Affiliate of the Arizona Diamondbacks ... he oversees all business activity at Sloan Park, including sales, marketing, facility operations and community affairs.


- Ⓢ Manages all aspects of the business operations for Sloan Park and the Under Armour Performance Center.
- Ⓢ Worked with all functions and levels of the organization to develop the operations plan for Sloan Park.
- Ⓢ Prior to joining the Cubs, he spent over 10 years with various professional sports teams including the Reno Aces, San Jose Sharks and Sacramento RiverCats, leading all aspects of team business operations.
- Ⓢ Prior to his career in professional sports, he was a senior consultant at Booz Allen Hamilton, where he specialized in process analysis and integrated management and technology solutions for the world's largest corporations and government agencies.
- Ⓢ Justin attended Boston College, where he earned a bachelor's degree in Operations and Strategic Management.
- Ⓢ Justin resides in the Phoenix Valley with his wife, Leigh and two children.



Lindsay Bago Director, Communications

Lindsay joined the Cubs in October of 2014 as assistant director of organizational communications and was promoted to her current role in January of 2017 ... as a storyteller, connection maker and brand builder, Lindsay is responsible for managing the strategy and execution of communications for key internal and external stakeholders across various communication channels.

- Ⓢ Prior to joining the Cubs, Lindsay spent more than a decade working in a newsroom, at a public relations agency, leading nonprofit organization and global corporation.
- Ⓢ Throughout her career, she has leveraged her communication skills to increase brand awareness, improve customer experience, generate revenue, align executive leadership and strengthen employee engagement.
- Ⓢ Lindsay earned a bachelor's degree in journalism from Michigan State University.
- Ⓢ She resides in the Streeterville neighborhood of Chicago.



Peter Chase Director, Media Relations

Peter is in his 19th season in Major League Baseball, his 12th with the Cubs ... he was named the Cubs' director of media relations on January 11, 2007 ... prior to joining the Cubs organization, he had spent seven seasons with the Boston Red Sox.

- Ⓢ Prior to his time with the Cubs, he most recently served as Boston's manager of baseball information in 2006.
- Ⓢ Began with the Red Sox as a media relations intern in 2000 before being promoted to media relations assistant in 2002.
- Ⓢ Received a Bachelor of Arts degree in Print Journalism from Boston University in 2001.
- Ⓢ Peter resides in Chicago.



CHICAGO CUBS MISSION STATEMENT

- Ⓢ The Chicago Cubs' goal is to reward generations of Cubs fans' support and loyalty with a World Championship.
- Ⓢ The Cubs will play championship baseball with players whose performance on and off the field reflect the character of the Cubs organization and the City of Chicago.
- Ⓢ The Cubs will preserve the beauty, charm and traditions of Wrigley Field while enhancing the fan experience and ensuring the viability of the ballpark for future generations.
- Ⓢ The Cubs will work with our neighbors to keep Wrigleyville an extraordinary and friendly place to conduct business and live; additionally, the Cubs will be active participants in and contribute to the City of Chicago.
- Ⓢ Cubs associates will uphold the highest ethical and moral standards while safeguarding the Cubs history and tradition.

Brian Garza Director, Ticket Service

Brian is in his 26th season with the Cubs and was named the director of ticket service in January of 2012 following 14 years as the club's assistant director of ticket sales ... under his direction, the organization's season ticket service staff is responsible for providing year round personalized service as well as the retention and renewal of all season ticket holders.

- Ⓒ During his tenure, the team has achieved record attendance, welcoming over three million fans through Wrigley Field's turnstiles for eight-consecutive seasons from 2004-11, including a club-record 3,300,200 fans in 2008.
- Ⓒ Introduced the Cubs Special Events Program in 2012.
- Ⓒ Was part of the team that introduced the Season Ticket Holder Family Days Event and the popular in person Season Ticket Holder Relocation Event.
- Ⓒ Introduced the Cubs Flex Ticketing Pack in 2008 which has evolved since then into several different ticketing pack options for Cub fans.
- Ⓒ Joined the Cubs as a mezzanine suites intern in the marketing department for the 1993 baseball season before his promotion to ticket sales representative that November.
- Ⓒ Graduated with a Bachelor of Science degree in Marketing from Western Illinois University in 1991.
- Ⓒ Brian, his wife, Michelle, and their children, Ava and Jake, reside in Itasca, Ill.



Steve Inman Director, Software Development

Steve was promoted to director, software development in November of 2016 and is in his sixth year with the Cubs ... he joined the organization in 2012 as manager of application development and was promoted to assistant director, application development in 2014.

- Ⓒ Prior to joining the Cubs, was vice president of system engineering at Bank of America/Merrill Lynch from 2006-12 ... was responsible for credit and rates derivatives trading platforms.
- Ⓒ Was a consultant for Diamond Cluster International, focusing on healthcare and pharmaceutical technology solutions, from 2003-06 ... prior to that, worked for Accenture from 1999-2003, serving as a consultant within healthcare practice.
- Ⓒ Graduated from the University of Illinois in 1999 with a business degree in management information systems... earned an Executive Scholars Certificate from Kellogg School of Management at Northwestern University in 2015.
- Ⓒ Steve, his wife, Angella, and their children, Olivia and Reese, reside in Glenview, Ill.



Kelly Linstroth Director, Marketing and Fan Insights

Kelly was promoted to director, marketing and fan insights in January of 2017 ... she joined the Cubs in 2014 as assistant director of relationship marketing ... in her current role, Kelly oversees all integrated marketing communications for the organization, as well as individual customer analytics.

- Ⓒ Was with Walgreens for five years as a member of the customer insights and loyalty team ... piloted and launched the balance rewards loyalty program, which led to over 100 million members.
- Ⓒ Prior to her time with Walgreens, worked for the National Multiple Sclerosis Society as a marketing manager.
- Ⓒ Earned MBA from University of Chicago, Booth School of Business in 2009 ... graduated from University of Wisconsin Madison in 2003 with a Bachelors of Business Administration.
- Ⓒ Resides in Evanston, Ill., with her husband, Aaron, and young daughter.



James Reynolds Director, Security and Safety Operations

James C. Reynolds was named Cubs' director of safety and security operations in August of 2013 ... he is responsible for all physical security, asset protection and security technology improvements, while overseeing the protection of all Chicago Cubs associates, team, and facilities, ensuring that all events, attendees, and associates are safe, secure and well protected.

- Ⓒ Spent the previous 13 years as director of safety and security for Hilton Worldwide providing protective services in Virginia, Washington D.C., Chicago, and Hawaii.
- Ⓒ A veteran of the U.S. Army, he was a military police officer in the Republic of Panama and California, and has a total of 22 years of Physical Security, Emergency Preparedness, and Life Safety experience.
- Ⓒ Is a graduate of Radford University with a Bachelors of Science in Criminal Justice.
- Ⓒ Board certified in security management as a Certified Protection Professional (CPP).
- Ⓒ Chairman of the Hospitality, Entertainment and Tourism Security Association (HEAT).
- Ⓒ Member of Corporate Security Officer (CSO) Round Table, of ASIS International.



IMPORTANT DATES IN 2018

| | | | |
|------------------|--|-----------------------------------|--|
| February 24..... | Mandatory Spring Training reporting date | August 31..... | Deadline for post-season rosters |
| March 29..... | Rosters reduced to 25 players | September 1..... | Active rosters increased to 40 players |
| March 29..... | Cubs Opening Day at Miami | Fifth Day After World Series..... | Last date for former club of player who declared free agency to offer salary arbitration |
| June 4-6..... | First-Year Player Draft | November 20..... | Day to file reserve lists for all minor league level and major league teams |
| July 17..... | All-Star Game (at Nationals Park) | November 30..... | Last date to tender contracts |
| July 29..... | Hall of Fame Induction Ceremony | December 13..... | Major League Rule 5 Draft |
| July 31..... | Last day to trade a player without securing waivers (3 p.m. CT deadline) | | |

Tom Sprowls **Director, Total Rewards & HR Operations**

Tom joined the Cubs in 2017 as director of total rewards and HR operations ... in this role, Tom leads the design, implementation, communication and administration of total rewards strategies and programs that effectively attract, retain and motivate Cubs' associates ... total rewards strategy involves the integration of compensation, benefits, wellness initiatives, associate recognition and other reward programs.

- Ⓢ Prior to joining the organization, he spent 12 years with US Foods in Rosemont, Ill., most recently as senior manager of benefits and wellness beginning in 2014, a position in which he helped to develop the company's strategy on benefits while also helping to help implement wellness initiatives.
- Ⓢ Spent 17 years with the Hyatt Hotels Corporation beginning in 1987 ... from 1998-2004, was the director of compensation and HRIS.
- Ⓢ Graduated from Ohio State University with a B.S.B.A. in Human Resources Management and Productions and Operations Management.



Matt Swary **Director, Finance and Risk Management**

Matt joined the Cubs in October of 2015 following three years as the chief financial officer of a dental lab and dental implants distributor in Wisconsin ... in his role as director of finance and risk management, he is responsible for overseeing all financial operations including planning and reporting, lender compliance reporting, revenue sharing oversight, and leadership of the risk management function.

- Ⓢ In previous roles, served as a financial analyst for a large, multi-specialty private medical practice and facilitated its successful sale to a regional hospital system ... also, managed the financial planning and analysis function and the rebate accounting program for a \$12 billion private group purchasing organization in the food industry.
- Ⓢ Began his professional career with Deloitte where he worked six years, primarily leading audit teams of private financial services companies, as well as several organizations in manufacturing, healthcare and education ... also, provided tax compliance services for multi-state entities.
- Ⓢ Graduated magna cum laude from Loyola University Chicago with a Bachelor of Business Administration in 2002 and with a Masters of Science in Accountancy in 2003 ... received his MBA from the Kellogg School of Management at Northwestern University in 2013 ... earned his CPA license in 2004.
- Ⓢ Matthew, his wife, Jillian, and their daughters reside in the Streeterville neighborhood of Chicago.



Amy Timm **Counsel**

Amy joined the Cubs in April of 2017 as the organization's counsel following three and a half years at the Chicago office of Sidley Austin LLP.

- Ⓢ While at Sidley Austin, worked on mergers and acquisitions and corporate governance matters on behalf of a wide range of clients, including public and private companies and private equity firms.
- Ⓢ Graduated summa cum laude from University of Illinois College of Law in 2013.
- Ⓢ Graduated from the University of Chicago in 2006 with her Bachelor's in Biology ... earned her Master's of Science in Child Development from Erikson Institute in 2008.



April West **Director, Talent Acquisition & Development**

April joined the Cubs in June of 2017 as director of talent acquisition and development ... in this role, she is responsible for the hiring, training, development and engagement of all front office associates.

- Ⓢ Prior to the Cubs, she spent three years as the director of human resources for JW Marriott Chicago where she was a member of the property's Executive Committee responsible for setting the strategic goals, strategy and direction of the property.
- Ⓢ From 2011-14, was the director of human resources at the The Ritz-Carlton Hotel Company in Hawaii ... held various HR positions with the Mirage Hotel & Casino in Las Vegas from 2007-11.
- Ⓢ Began her HR career with Apex Performance Strategies in San Diego from 2005-07.
- Ⓢ Received her B.S. in Psychology and Gerontology from Kansas State University, earned her Master's in Industrial/Organizational Psychology from the California School of Professional Psychology and earned her Ph.D. in Industrial/Organizational Psychology from Alliant International University.



NATIONAL BASEBALL HALL OF FAME AND MUSEUM



25 Main Street, Cooperstown, New York 13326
Phone: (607) 547-7200 Fax: (607) 547-2044

Public Relations: (607) 547-0215

E-mail address: info@baseballhall.org

Web site: baseballhall.org

Summer Hours: Memorial Day Weekend-Labor Day Weekend:
9 a.m. to 9 p.m.

Regular Hours: 9 a.m. to 5 p.m.

Holiday Closings: Thanksgiving Day, Christmas Day, and New Year's Day.

DIRECTORY: Jane Forbes Clark (Chairman), Joe Morgan (Vice Chairman), Jeff Idelson (President),

Jeff Jones (Senior Vice President of Finance and Administration), Sean Gahagan (Vice President, Retail Merchandising & Licensing),

Erik Strohl (Vice President, Exhibitions and Collections), Ken Meifert (Vice President, Sponsorship & Development)

RESEARCH AND LIBRARY CONTACT: Jim Gates (Librarian)

PR CONTACTS: Jon Shestakofsky (Vice President, Communications & Education) and Craig Muder (Communications Director)

HALL OF FAME WEEKEND

HALL OF FAME WEEKEND 2018: July 27-30

Inductees: Vladimir Guerrero, Trevor Hoffman, Chipper Jones, Jack Morris, Jim Thome, Alan Trammell

Awards: Sat. July 28, 4:30 p.m. ET, Doubleday Field

Induction: Sun. July 29, 1:30 p.m. ET, Clark Sports Center

CUBS IN THE HALL

A total of 49 former Chicago Cubs players, managers and executives have earned enshrinement into the National Baseball Hall of Fame and Museum, including 2014 electees Greg Maddux and Tony LaRussa. Sixteen players spent the majority of their careers in a Cubs uniform, including: Cap Anson, Ernie Banks, Mordecai Brown, Frank Chance, Kiki Cuyler, Johnny Evers, Gabby Hartnett, Billy Herman, Ferguson Jenkins, King Kelly, Ryne Sandberg, Ron Santo, Bruce Sutter, Joe Tinker, Billy Williams and Hack Wilson. For a complete list of Chicago Cubs in the Hall of Fame, visit www.baseballhall.org.

FROM COOPERSTOWN

NOTABLE CUBS ARTIFACTS AT THE NATIONAL BASEBALL HALL OF FAME AND MUSEUM

- © Game-worn jersey from Anthony Rizzo used during 2017 season.
- © Ball used by Jake Arrieta during his no-hitter on Aug. 30, 2015, and the cap he wore during his 20th win on Sept. 22.
- © Bat used by Kyle Schwarber in the Sirius XM All-Star Futures Game, in which he won the game's MVP award on July 12, 2015.
- © Game ball from Cubs Carlos Zambrano's no-hitter on Sept. 14, 2008.
- © Ticket from the final Hall of Fame Game, which was to be played June 16, 2008 against the Padres but was rained out.
- © Jersey worn by Greg Maddux on July 26, 2005, when he recorded his 3,000th career strikeout.
- © Cap worn by Greg Maddux on April 29, 2005, against the Astros Roger Clemens in first matchup of 300-game winners in the National League since 1892.
- © Spikes, cap and glove from Greg Maddux's 300th career victory on Aug. 7, 2004.
- © Bat used by Sammy Sosa to hit his 500th career home run in 2003.
- © Bats used by Sammy Sosa to hit 62nd and 66th home run in 1998.
- © Eyeglasses worn by legendary broadcaster Harry Caray.
- © Bat from Ryne Sandberg's 267th home run, which established a record for second basemen on April 26, 1997.
- © Bat used by Ryne Sandberg to hit his first home run after coming out of retirement on April 4, 1996.
- © Baseballs from both of Ken Holtzman's no-hitters in 1969 and 1971.
- © Bat used by Hall of Famer Ernie Banks to hit his 500th career home run on May 12, 1970.
- © Jersey worn by Rogers Hornsby in 1932.

A LOOK AHEAD TO 2019: Ballots for the 2019 Hall of Fame/BBWAA election will be distributed following the 2018 season with results from the voting scheduled to be announced in January 2019. A partial list of first-year candidates for election includes: Roy Halladay, Todd Helton, Andy Pettitte and Mariano Rivera. Historical information on past BBWAA elections and the election process can be accessed at www.baseballhall.org or by contacting the Hall of Fame Communications department.

CONNECT TO COOPERSTOWN:

- © For up-to-the-minute news from Cooperstown, visit at www.baseballhall.org. Stay up-to-date on all the activity at the Hall of Fame's official site and through social networking on Facebook, Instagram, Twitter and YouTube.
- © If you would like to receive interesting stories and timely news items direct from the Hall of Fame and get the inside track on the latest happenings in Cooperstown, sign up for Inside Pitch. There's no cost to receive our weekly electronic newsletter in your e-mail box at home or work and it's easy to enroll: Just log on to www.baseballhall.org/support.
- © If you have an interest in receiving Around The Horn, the Hall's monthly media newsletter, please send an e-mail to info@baseballhall.org. Be sure to include your name, name of organization and e-mail address. Or visit www.baseballhall.org/media-info.

RESEARCH ASSISTANCE: The Hall of Fame is pleased to provide assistance in baseball research and members of the media are encouraged to utilize this valuable baseball resource whenever necessary by calling the Public Relations department at (607) 547-0215, or the Library Reference desk at (607) 547-0330.

70 JOE MADDON MANAGER



FULL NAME: Joseph John Maddon
 OPENING DAY AGE: 64
 CONTRACT STATUS: Signed thru 2019
 POSITION AS PLAYER: Catcher
 NAMED CUBS MANAGER: November 3, 2014

BORN: 2/8/54 in Hazleton, PA
 RESIDES: Tampa, FL
 FAMILY: Married — Jaye ...
 Children — Sarah & Joey



FACTS AND INFORMATION

Joe has led the Cubs to the postseason in each of his first three seasons at the helm, including consecutive N.L. Central Division titles and the 2016 World Series, the franchise's first championship in 108 years ... the 2015 N.L. Manager of the Year, he was named the 54th manager in Cubs history, November 3, 2014, replacing Rick Renteria ... the 2018 campaign is his 44th season in pro baseball, his 25th at the major league level and 13th as a major league manager.

- Ⓢ Is a three-time *BBWAA* Manager of the Year award winner, having earned the honor in 2008 and 2011 with Tampa Bay, and in 2015 with the Cubs.
 - ♦ Is one of only seven managers (and two currently active) to win the award at least three times, joining Tony La Russa (four times), Bobby Cox (four), Dusty Baker (three), Jim Leyland (three), Buck Showalter (three) and Lou Piniella (three).
 - ♦ Is the sixth manager (and just the second active) to win the award in both leagues, joining La Russa, Cox, Leyland, Piniella and Bob Melvin.
- Ⓢ Is one of only three managers in major league history to go to the postseason seven or more times and not play in the major leagues, joining Hall of Famers Joe McCarthy (nine times) and Jim Leyland (eight).
- Ⓢ Is the first Cubs manager to lead the team to three-straight post-season appearances since Frank Chance did so from 1906-08.
- Ⓢ With 97 victories in 2015, Joe set the Cubs franchise record for most wins in a manager's first year with Chicago, surpassing Jim Frey's 96 wins in 1984.
- Ⓢ Joined Chicago following nine seasons (2006-14) at the helm of the Tampa Bay Rays ... led Tampa Bay to four post-season appearances (2008, 2010, 2011, 2013) ... helped the Rays to the American League pennant in 2008.
- Ⓢ Created Thanksmas in 2006, a program that has turned into a week-long event in which Joe and numerous volunteers serve meals and provide gifts to needy citizens throughout the Tampa Bay area.
- Ⓢ The Tampa Bay Sports Commission in June of 2012 named him the Tampa Bay area philanthropic player or coach of the year.
- Ⓢ In November 2012, he received the Ted Williams Award from the Pediatric Cancer Foundation for making a difference in the community.
- Ⓢ In December 2011, Maddon introduced his Hazleton Integration Project (HIP), created to help develop and maintain an atmosphere that will serve to unify the varied cultures of his Hazleton, Pa., hometown.
 - ♦ In June 2013, HIP opened its Hazleton Community One Center ... since then, more than 1,000 people (mostly children) from the Hazleton area signed up for a variety of classes and activities ... the center features over 30 programs as diverse as basketball camps, archery lessons, arts and crafts, guitar instruction and family yoga ... Joe has worked closely with the Board of Directors of HIP to ensure the Center will be able to serve the needs of the economically disadvantaged.
- Ⓢ Received his honorary degree from Lafayette College (Easton, Pa.), September 2, 2010 ... was inducted into Lafayette's Hall of Fame in November 2009.
 - ♦ Played three years of varsity baseball and one season of freshman football ... was recruited by Lafayette as a shortstop and pitcher but switched to catcher midway through his freshman season when he volunteered despite having never caught before.
- Ⓢ On May 12, 2009 was honored at the Pennsylvania State House of Representatives ... the House unanimously voted in favor of H.R. 303 highlighting Maddon's accomplishments on the baseball diamond and his continued ties to his hometown of Hazleton, Pa. ... Hazleton (population: 25,000) is located approximately 80 miles north of Philadelphia.

COACHING YEAR-BY-YEAR

- 1981-1986: California minor league manager
- 1987-1993: California's minor league roving hitting instructor
- 1994: Named California's major league bullpen coach, May 17
- 1995: California's major league first base coach
- 1996-2005: California's major league coach
- 2006-2014: Tampa Bay Rays manager
- 2015-17: Chicago Cubs manager

GETTING TO KNOW JOE

- Ⓢ An avid cyclist, Joe bikes anywhere from 60 to 100 miles per week.
- Ⓢ The son of an Italian dad, Joe Sr. (who shortened the family name from Maddoni), and a Polish mom, Albina (Beanie), Joe grew up in an apartment over his dad's plumbing shop.
- Ⓢ Joe Sr. passed away in 2002, six months before the Angels won the World Series with Joe as bench coach.
- Ⓢ Beanie, 85, is still a waitress at the Third Base Dugout restaurant in Hazleton.
- Ⓢ Is also a connoisseur of fine wines ... his favorites include Justin Isosceles from Paso Robles, Calif., Spring Valley Vineyards "Uriah" from Walla Walla, Wash., and Silver Oak from the Napa Valley.
- Ⓢ Has two grown children, Sarah and Joey, and five grandchildren: Tyler (16), Coral Ray (11), Tre (6), Giuseppe Ennio (4) and Carson Rose (3).
- Ⓢ Joe married Jaye Sousoures, November 8, 2008, 10 days after the World Series ended.
- Ⓢ Wears a bracelet from the John Challis Courage for Life Foundation ... a native of Beaver County, Pa., John was 18 years old when he passed away from cancer in August of 2008 ... the two formed a bond when they met at Pittsburgh's PNC Park prior to a Rays-Pirates game three months earlier.
- Ⓢ A lifelong St. Louis/Arizona Cardinals fan, one of Joe's most prized possessions is a framed Maddon No. 70 Cardinals football jersey.

N.L. TEAMS, THREE-STRAIGHT NLCS APPEARANCES

The Cubs are the fifth N.L. franchise to reach three-straight League Championship Series since the round was added in 1969 ... the other franchises to turn the trick: Atlanta (5 times, 1995-99 & 3 times, 1991-93), St. Louis (4 times, 2011-14 & 3 times, 2004-06), Pittsburgh (3 times, 1990-92 & 1970-72) and Philadelphia (3 times, 2008-10 & 1976-78).

MANAGERIAL AND COACHING CAREER

Joe has guided the Cubs to three-straight postseasons, and in 2016 led the organization's first World Series title since 1908 ... has amassed 292 regular season victories in his first three seasons with the Cubs ... managed Tampa Bay for nine seasons from 2006-14, and owns an 1,073-922 all-time managerial record, including two interim stints with the Angels in 1996 and 1999.

- Ⓒ Is the first manager to lead Chicago to three-straight post-season appearances since Frank Chance did so in 1906-08.
- Ⓒ Is the first Cubs manager to lead the team to consecutive division titles since Lou Piniella in 2007-08.
- Ⓒ Recorded his 1,000th career managerial victory May 16, 2017 vs. Cincinnati.
- Ⓒ Chicago's 103 regular season wins in 2016 were the franchise's most in 106 years since the 1910 club went 104-50.
- Ⓒ In 2015, guided the Cubs to 97 regular season wins and a trip to the NLCS ... the 97 victories set the franchise mark for most wins in a manager's first year with Chicago, surpassing Jim Frey's 96 wins in 1984.
- Ⓒ Has managed clubs to 90 regular season wins eight times, all coming in his last 10 seasons ... that includes each of his first three seasons with the Cubs ... guided the Rays to five 90-win seasons.
- Ⓒ Prior to joining the Rays as manager in 2006, he spent all 31 years of his professional career in the Angels organization, including the final 12 on the major league coaching staff.
- Ⓒ Served as the Angels bench coach for most of his final 10 seasons in Anaheim, including the final six (2000-05) under manager Mike Scioscia - the team went 520-452 (.535) in that stretch ... the Angels went to the postseason three times and won the World Series in 2002.
- Ⓒ Spent 12 years at the minor league level as a manager or instructor before his promotion to the Angels major league staff as bullpen coach on May 17, 1994 ... began that season as the Angels director of player development and was in his third year as the club's minor league field coordinator before the promotion.
- Ⓒ Moved to first base coach in 1995 and in 1996 served as bench coach, first base coach and interim manager when John McNamara, then interim skipper, was sidelined with deep vein thrombosis (blood clot) in his right calf ... posted an 8-14 record.
- Ⓒ Replaced Terry Collins as skipper in 1999 after Collins resigned on September 3 ... posted a 19-10 record as the interim manager ... also replaced Collins in 1998 when the Angels manager was suspended eight games due to bench-clearing incidents, June 2 at Kansas City.
- Ⓒ Began his managerial career with Single-A Idaho Falls in 1981 ... earned Northwest League Manager of the Year the following season when he guided the Single-A Salem Angels to the league championship ... returned to Salem in 1983 before moving on to Single-A Peoria in 1984 ... managed the next two seasons (1985-86) at Double-A Midland of the Texas League ... served as the organization's roving hitting instructor from 1987-93.

MANAGERIAL RECORD

| YEAR | TEAM | LEAGUE | W-L | PCT | STANDING |
|----------------------------|---------------|-----------|--------|-----------------|-------------|
| 1981 | Idaho Falls-R | Pioneer | 27-43 | .386 | 3rd |
| 1982 | Salem-A | Northwest | 34-36 | .486 | *1st |
| 1983 | Salem-A | Northwest | 31-39 | .443 | 4th |
| 1984 | Peoria-A | Midwest | 66-73 | .475 | 2nd |
| 1985 | Midland-AA | Texas | 59-77 | .434 | 8th |
| 1986 | Midland-AA | Texas | 62-71 | .466 | 6th |
| 1996 | California | American | 8-14 | .364 | Interim |
| 1999 | Anaheim | American | 19-10 | .655 | Interim |
| 2006 | Tampa Bay | American | 61-101 | .377 | 5th |
| 2007 | Tampa Bay | American | 66-96 | .407 | 5th |
| 2008 | Tampa Bay | American | 97-65 | .599 | *1st |
| 2009 | Tampa Bay | American | 84-78 | .519 | 3rd |
| 2010 | Tampa Bay | American | 96-66 | .593 | *1st |
| 2011 | Tampa Bay | American | 91-71 | .562 | *2nd |
| 2012 | Tampa Bay | American | 90-72 | .556 | 3rd |
| 2013 | Tampa Bay | American | 92-71 | .564 | *2nd |
| 2014 | Tampa Bay | American | 77-85 | .475 | 4th |
| 2015 | CUBS | National | 97-65 | .599 | *3rd |
| 2016 | CUBS | National | 103-58 | .640 | *1st |
| 2017 | CUBS | National | 92-70 | .568 | *1st |
| MAJOR LEAGUE TOTALS | | | | 1073-922 | .538 |

**Post-season Appearances:*
 1982: Defeated Medford in Championship Round, two-games-to-none
 2008: Defeated Chicago (A.L.) in ALDS, 3-1; defeated Boston in ALCS, 4-3; lost to Philadelphia in World Series, 4-1
 2010: Lost to Texas in ALDS, 3-2
 2011: Lost to Texas in ALDS, 3-1
 2013: Defeated Cleveland in Wild Card Game; Lost to Boston in ALDS, 3-1 ...
 2015: Defeated Pittsburgh in Wild Card Game; defeated St. Louis in NLDS, 3-1; lost to New York in NLCS, 4-0
 2016: Defeated San Francisco in NLDS, 3-1; defeated Los Angeles in NLCS, 4-2; defeated Cleveland in World Series, 4-3
 2017: Defeated Washington in NLDS, 3-2; lost to Los Angeles in NLCS, 4-1

PLAYING CAREER

Joe batted .267 (137-for-514) with 27 doubles, two triples, five homers and 69 RBI in 170 minor league games spanning four seasons after he was signed by the Angels as a free agent catcher in 1975.

- Ⓒ Hit .294 (48-for-163) in his first pro season with Single-A Quad Cities in the Midwest League.
- Ⓒ Played for Single-A Salinas in 1977-78 and Santa Clara in 1979 before moving to scouting and managing.

CAREER STATISTICS

| YEAR | TEAM | AVG | G | AB | R | H | 2B | 3B | HR | RBI | SH | SF | HP | BB | SO | SB-CS | E | OBP | SLG |
|----------------------------|---------------|-------------|------------|------------|-----------|------------|-----------|----------|----------|-----------|----------|----------|----------|-----------|-----------|------------|-----------|-------------|-------------|
| 1976 | Quad Cities-A | .294 | 50 | 163 | 18 | 48 | 9 | 1 | 0 | 22 | 0 | 4 | 1 | 18 | 22 | 1-2 | 8 | .360 | .362 |
| 1977 | Salinas-A | .250 | 58 | 180 | 23 | 45 | 6 | 0 | 3 | 24 | 0 | 1 | 2 | 25 | 22 | 1-0 | 11 | .346 | .333 |
| 1978 | Salinas-A | .261 | 42 | 111 | 15 | 29 | 10 | 1 | 2 | 16 | 0 | 0 | 1 | 9 | 9 | 0-0 | 4 | .322 | .423 |
| 1979 | Santa Clara-A | .250 | 20 | 60 | 8 | 15 | 2 | 0 | 0 | 7 | 0 | 1 | 0 | 3 | 9 | 0-0 | 3 | .281 | .283 |
| MINOR LEAGUE TOTALS | | .267 | 170 | 514 | 64 | 137 | 27 | 2 | 5 | 69 | 0 | 6 | 4 | 55 | 62 | 2-2 | 26 | .339 | .356 |

55 BRIAN BUTTERFIELD THIRD BASE COACH



FULL NAME: Brian James Butterfield
OPENING DAY AGE: 61
POSITION AS PLAYER: Infielder
NAMED TO STAFF: October 26, 2017

BORN: 3/9/57 in Bangor, ME
RESIDES: Orono, ME
FAMILY: Married — Jan ...
Children — John & Chris ...
Grandchildren — Madison, Mason & Gracie



FACTS AND INFORMATION

Brian joins the Cubs as the team's third base coach ... holds 38 years of experience in professional baseball beginning in 1979 ... served as Boston's third base coach, infield instructor and baserunner instructor the last five seasons.

- Ⓞ Prior to Boston, spent time as a manager, coach or scout in the Yankees, Diamondbacks and Blue Jays organizations, beginning in 1984.
- Ⓞ Was the third base coach for the 2014 A.L. All-Star Team ... served on John Farrell's coaching staff for the MLB All-Star Series in Japan in November of 2014.
- Ⓞ Spent 11 years as a coach in the Blue Jays organization, starting in 2002.
- Ⓞ Served on major league staffs for Buck Showalter both with the Yankees (1994-95) and Diamondbacks (1998-2000).
- Ⓞ Compiled a 300-293 (.506) record as a minor league manager in the Yankees system from 1988-90, 1992 and 2001-02.
- Ⓞ Named Gulf Coast League Manager of the Year in 1988, his first season as a manager, leading the Yankees to the league championship ... in 2001, led the Tampa Yankees to the Florida State League title.
- Ⓞ Was inducted into the Maine Baseball Hall of Fame on August 3, 2014.
- Ⓞ Attended the University of Maine, and as a freshman in 1976 he lettered in baseball and basketball ... transferred to Valencia Community College and was named Florida Junior College Player of the Year in 1977.
- Ⓞ Moved to Florida Southern College for two years and was a member of the 1978 National Championship Team ... following his first pro season, returned to coach in the fall at Florida Southern in 1979 and completed his bachelor's degree in physical education at the college in 1980.
- Ⓞ Worked as an assistant coach at Eckerd College in Florida in 1980-81.
- Ⓞ Signed by the Yankees as a free agent in 1979.
- Ⓞ Is the son of the late Jack Butterfield, who at one time served as Vice President of Player Development and Scouting for the Yankees.

COACHING YEAR-BY-YEAR

- 1984: New York (A.L.) minor league roving infield instructor
- 1985-87: New York (A.L.) minor league coach
- 1988-90: New York (A.L.) minor league manager
- 1991: New York (A.L.) minor league roving infield instructor
- 1992: New York (A.L.) minor league manager
- 1993: New York (A.L.) minor league coach
- 1994-95: New York (A.L.) major league first base coach
- 1996-97: Arizona minor league roving infield instructor, manager & scout
- 1998-2000: Arizona major league third base coach
- 2001-02: New York (A.L.) minor league manager
- 2002-07: Toronto major league third base coach
- 2008-09: Toronto major league bench coach
- 2010-12: Toronto major league third base coach
- 2013-17: Boston major league third base coach

MANAGERIAL AND COACHING CAREER

Brian is in his first season as the Cubs third base coach following five seasons as Boston's third base coach and infield and baserunning instructor from 2013-17 ... all told, has been a coach, manager or scout since 1984.

- Ⓞ In his five seasons with Boston, the Red Sox owned the majors highest combined fielding percentage between second base and shortstop (.985, 106 E/6,908 TC).
- Ⓞ Assisted Hanley Ramirez with his transition to first base in 2016 ... Ramirez committed only four errors in 1,043 chances, marking the sixth-highest single-season fielding percentage (.996) at the position in Red Sox history.
- Ⓞ Coached Dustin Pedroia, who earned a Rawlings Gold Glove Award in both 2013 and 2014 ... Xander Bogaerts was named a Rawlings Gold Glove finalist at SS in 2015 with a .984 fielding percentage, after he posted a .975 mark at the position in 2014.
- Ⓞ Had two stints as Toronto's big league third base coach (2002-07, 2010-12), and worked on John Farrell's staff in 2011-12 ... was Toronto's bench coach from 2008-09.
- Ⓞ Previously served on major league staffs under Buck Showalter both with the Yankees and Diamondbacks ... was the Yankees first base coach in 1994-95, and the third base and infield coach for Arizona from 1998-2000.
- Ⓞ Managed for parts of six minor league seasons in the Yankees system and compiled a 300-293 (.506).
- Ⓞ In his first season as a minor league manager in 1988, was named Gulf Coast League Manager of the Year after guiding the Yankees to the league championship...Led the Tampa Yankees to a share of the Florida State League title in 2001.
- Ⓞ Spent 1996-97 with Arizona working as a roving infield instructor, minor league manager, and scout of big league talent in preparation for the expansion draft
- Ⓞ Served four seasons as a minor league coach in the Yankees system with stops at Single-A Fort Lauderdale (1985), Triple-A Columbus (1986), Short-A Oneonta (1987), and Double-A Albany-Colonie (1993).
- Ⓞ Began post-playing career as a roving infield instructor in the Yankees organization in 1984, a position he also later held in 1991.

MANAGERIAL RECORD

| YEAR | TEAM | LEAGUE | W-L | PCT | STANDING |
|------|------------------|----------------|-------|------|----------|
| 1988 | GCL Yankees | Gulf Coast | 45-18 | .714 | *1st |
| 1989 | Oneonta | New York-Penn | 48-27 | .640 | 2nd |
| 1990 | Greensboro | South Atlantic | 59-85 | .410 | 6th |
| 1992 | Fort Lauderdale | Florida State | 59-76 | .437 | 3rd |
| 1997 | AZL Diamondbacks | Arizona | 27-29 | .482 | 4th |
| 2001 | Tampa | Florida State | 77-62 | .554 | 1st |
| 2002 | Columbus | International | 12-25 | .324 | ^.. |

MINOR LEAGUE TOTALS

327-322 .504

[^]Joined Toronto's major league coaching staff in May

*Post-season Appearances:

1988: Defeated GCL Royals in one-game championship

PLAYING CAREER

Brian signed with the Yankees as a free agent in 1979 ... played 397 minor league games in five seasons in the Yankees (1979-82) and San Diego (1983) systems while appearing primarily at second base.

© Earned team MVP honors in 1981 with High-A Fort Lauderdale.

CAREER STATISTICS

| YEAR | TEAM | AVG | G | AB | R | H | 2B | 3B | HR | RBI | SH | SF | HP | BB | SO | SB-CS | E | OBP | SLG |
|----------------------------|-------------------|-------------|------------|-------------|------------|------------|-----------|----------|----------|------------|-----------|-----------|-----------|------------|------------|--------------|-----------|-------------|-------------|
| 1979 | Oneonta-A | .218 | 58 | 179 | 25 | 39 | 1 | 1 | 0 | 13 | 4 | 1 | 1 | 24 | 27 | 8-2 | 14 | .312 | .235 |
| 1980 | Greensboro-A | .227 | 72 | 185 | 29 | 42 | 5 | 0 | 0 | 13 | 3 | 1 | 3 | 30 | 24 | 7-5 | 11 | .342 | .254 |
| | Fort Lauderdale-A | .125 | 8 | 16 | 3 | 2 | 0 | 0 | 0 | 2 | 1 | 0 | 0 | 4 | 2 | 0-1 | 1 | .300 | .125 |
| 1981 | Fort Lauderdale-A | .286 | 94 | 259 | 31 | 74 | 7 | 2 | 0 | 27 | 8 | 3 | 1 | 28 | 28 | 3-3 | 21 | .354 | .328 |
| 1982 | Columbus-AAA | .417 | 13 | 36 | 4 | 15 | 1 | 0 | 0 | 2 | 0 | 0 | 0 | 3 | 1 | 0-0 | 7 | .462 | .444 |
| | Nashville-AA | .133 | 11 | 30 | 3 | 4 | 0 | 0 | 0 | 3 | 1 | 0 | 1 | 2 | 4 | 0-0 | 2 | .212 | .133 |
| | Fort Lauderdale-A | .259 | 70 | 247 | 42 | 64 | 10 | 1 | 1 | 29 | 6 | 4 | 0 | 48 | 32 | 7-5 | 9 | .375 | .320 |
| 1983 | Miami-A | .238 | 71 | 240 | 34 | 57 | 9 | 1 | 0 | 24 | 2 | 2 | 4 | 45 | 30 | 5-1 | 21 | .364 | .283 |
| MINOR LEAGUE TOTALS | | .249 | 397 | 1192 | 171 | 297 | 33 | 5 | 1 | 113 | 25 | 11 | 10 | 184 | 148 | 30-17 | 86 | .351 | .288 |



Getty Images/David Durochik



30 CHILI DAVIS HITTING COACH

FULL NAME: Charles Theodore Davis
OPENING DAY AGE: 58
POSITION AS PLAYER: Outfielder
NAMED TO STAFF: October 26, 2017

BORN: 1/17/60 in Kingston, Jamaica
RESIDES: Paradise Valley, AZ
FAMILY: Married — Ann



FACTS AND INFORMATION

COACHING YEAR-BY-YEAR

- 2003-04:** Hitting coach for the Australian Baseball Academy
- 2010:** Los Angeles (N.L.) Fall League instructor
- 2011:** Boston minor league hitting coach
- 2012-14:** Oakland major league hitting coach
- 2015-17:** Boston major league hitting coach

Chili is in his first season as Chicago's hitting coach, following successful runs in the same role with Oakland (2012-14) and Boston (2015-17) ... 2018 is his seventh season as a major league hitting coach following a 19-year big league playing career from 1981-99 in which he hit .274 with 350 home runs and 1,372 RBI.

- Ⓢ In his three seasons with the Red Sox, Boston led the majors in runs scored (2,411) and pitches per plate appearance (3.95), tied for first in on-base percentage (.334), ranked second in batting average (.268) and third in OPS (.762) and plate appearances per strikeout (5.35).
- Ⓢ Served as hitting coach for Triple-A Pawtucket in 2011 before landing the same role for Oakland's major league club in 2012, his first of three seasons with the Athletics.
- Ⓢ Was originally selected in the 11th round of the 1977 Draft by San Francisco ... made his major league debut, April 10, 1981, becoming the first Jamaican to reach the big leagues.
- Ⓢ Won three World Championships as a player with Minnesota in 1991 and with the Yankees in both 1998 and 1999.
- Ⓢ Graduated from Dorsey (Calif.) High School.

COACHING CAREER

Chili is in his first season as hitting coach for the Cubs following major league hitting coach stints with Oakland (2012-14) and Boston (2015-17) ... first coached for a major league organization in 2010 when he was a Fall League instructor for the Dodgers in 2010.

- Ⓢ While with the Red Sox, Boston had four Silver Slugger Award winners ... the 2016 club had three Silver Slugger winners as well as three players who reached 100 RBI, three with 100 runs, six with doubles and five with 20 homers.
- Ⓢ Boston last season ranked second in the majors with a .199 average with two strikes ... in 2016, the team posted the majors highest average (.209), OBP (.277), slugging (.324) and OPS (.601) with two strikes.
- Ⓢ In his first year as Oakland's hitting coach in 2012, the A's increased both their total number of runs scored (+68) and home runs (+81) from the previous year.
- Ⓢ As hitting coach for the Triple-A Pawtucket Red Sox in 2011, the North Division champions ranked among International League leaders in OBP (third, .335), runs scored (third, 657) and home runs (fifth, 132).
- Ⓢ Served as a part-time instructor in the Dodgers Fall Instructional League in 2010.
- Ⓢ Started his professional coaching career as hitting coach for the Australian Baseball Academy in 2003-04.

PLAYING CAREER

Chili, a switch-hitting outfielder, played 19 major league seasons with the Giants (1981-87), Angels (1988-90, 1993-96), Twins (1991-92), Royals (1997) and Yankees (1988-99) ... reached the postseason four times and won three World Series championships with the Twins in 1991 and the Yankees in 1998-99 ... compiled a .274 average (2,380-for-8,673) with 424 doubles, 30 triples, 350 homers, 1,372 RBI and a .360 on-base percentage in 2,436 games.

- Ⓢ Selected to three All-Star teams ... made the N.L. All-Star squad in 1984 and 1986 and was on the A.L. team in 1994.
- Ⓢ Among all-time switch-hitters, ranks seventh in home runs and RBI, ninth in extra-base hits (804) and walks (1,194), and 10th in games.
- Ⓢ Drove in 80 or more runs in a season nine times, including a career-best 112 for California in 1993.
- Ⓢ Hit 20 or more homers 10 times (had 19 homers in both 1982 and 1999) ... belted a career-high 30 homers for Kansas City in 1997.
- Ⓢ Became the first-ever Jamaican-born player to appear in the majors when he made his debut, April 10, 1981 vs. San Diego.
 - ♦ Is one of only four Jamaican-born players ever to appear in a major league game (also Devon White, Rolando Roomes and Justin Masterson).
- Ⓢ Finished fourth in N.L. Rookie of the Year voting in 1982 after hitting .261 with 27 doubles, 6 triples, 19 homers, 76 RBI and 24 steals in 154 games for the Giants ... recorded 16 outfield assists, tied for most among N.L. outfielders ... also made his lone career appearance at first base, April 22, 1992 at Seattle, playing only 1.0 inning at the position.
- Ⓢ Made the lone pitching appearance of his career, June 17, 1993 for California vs. Texas ... threw 2.0 hitless, scoreless innings in an 18-2 Angels loss ... pitched the eighth and ninth innings, retiring six of seven batters faced (1 HBP).
- Ⓢ Retired at the age of 39, following the 1999 season with the World Champion Yankees.

CAREER STATISTICS

| YEAR | TEAM | AVG | G | AB | R | H | 2B | 3B | HR | RBI | SH | SF | HP | BB | SO | SB-CS | E | OBP | SLG |
|----------------------------|------------------------|-------------|-------------|-------------|-------------|-------------|------------|-----------|------------|-------------|-----------|-----------|-----------|-------------|-------------|---------------|-----------|-------------|-------------|
| 1978 | Cedar Rapids-A | .281 | 124 | 424 | 63 | 119 | 18 | 5 | 16 | 73 | 2 | 1 | 4 | 36 | 103 | 15-7 | 25 | .342 | .460 |
| 1979 | Fresno-A | .269 | 134 | 490 | 91 | 132 | 24 | 5 | 21 | 95 | 4 | 7 | 3 | 80 | 91 | 30-4 | 20 | .371 | .467 |
| 1980 | Shreveport-AA | .294 | 129 | 442 | 50 | 130 | 30 | 4 | 12 | 67 | 3 | 7 | 3 | 52 | 94 | 19-18 | 12 | .367 | .462 |
| 1981 | San Francisco | .133 | 8 | 15 | 1 | 2 | 0 | 0 | 0 | 0 | 0 | 0 | 0 | 1 | 2 | 2-0 | 0 | .188 | .133 |
| | Phoenix-AAA | .350 | 88 | 334 | 76 | 117 | 16 | 6 | 19 | 75 | 0 | 2 | 3 | 46 | 54 | 40-12 | 6 | .431 | .605 |
| 1982 | San Francisco | .261 | 154 | 641 | 86 | 167 | 27 | 6 | 19 | 76 | 7 | 6 | 2 | 45 | 115 | 24-13 | 12 | .308 | .410 |
| 1983 | San Francisco | .233 | 137 | 486 | 54 | 113 | 21 | 2 | 11 | 59 | 3 | 9 | 0 | 55 | 108 | 10-12 | 9 | .305 | .352 |
| | Phoenix-AAA | .295 | 10 | 44 | 12 | 13 | 2 | 0 | 2 | 9 | 0 | 1 | 1 | 4 | 6 | 5-0 | 2 | .360 | .477 |
| 1984 | San Francisco | .315 | 137 | 499 | 87 | 157 | 21 | 6 | 21 | 81 | 2 | 2 | 1 | 42 | 74 | 12-8 | 9 | .368 | .507 |
| 1985 | San Francisco | .270 | 136 | 481 | 53 | 130 | 25 | 2 | 13 | 56 | 1 | 7 | 0 | 62 | 74 | 15-7 | 6 | .349 | .412 |
| 1986 | San Francisco | .278 | 153 | 526 | 71 | 146 | 28 | 3 | 13 | 70 | 2 | 5 | 1 | 84 | 96 | 16-13 | 9 | .375 | .416 |
| 1987 | San Francisco | .250 | 149 | 500 | 80 | 125 | 22 | 1 | 24 | 76 | 0 | 4 | 2 | 72 | 109 | 16-9 | 7 | .344 | .442 |
| 1988 | California | .268 | 158 | 600 | 81 | 161 | 29 | 3 | 21 | 93 | 1 | 10 | 0 | 56 | 118 | 9-10 | 19 | .326 | .432 |
| 1989 | California | .271 | 154 | 560 | 81 | 152 | 24 | 1 | 22 | 90 | 3 | 6 | 0 | 61 | 109 | 3-0 | 6 | .340 | .436 |
| 1990 | California | .265 | 113 | 412 | 58 | 109 | 17 | 1 | 12 | 58 | 0 | 3 | 0 | 61 | 89 | 1-2 | 3 | .357 | .398 |
| 1991 | Minnesota | .277 | 153 | 534 | 84 | 148 | 34 | 1 | 29 | 93 | 0 | 4 | 1 | 95 | 117 | 5-6 | 0 | .385 | .507 |
| 1992 | Minnesota | .288 | 138 | 444 | 63 | 128 | 27 | 2 | 12 | 66 | 0 | 9 | 3 | 73 | 76 | 4-5 | 0 | .386 | .439 |
| 1993 | California | .243 | 153 | 573 | 74 | 139 | 32 | 0 | 27 | 112 | 0 | 0 | 1 | 71 | 135 | 4-1 | 0 | .327 | .440 |
| 1994 | California | .311 | 108 | 392 | 72 | 122 | 18 | 1 | 26 | 84 | 0 | 6 | 1 | 69 | 84 | 3-2 | 0 | .410 | .561 |
| 1995 | California | .318 | 119 | 424 | 81 | 135 | 23 | 0 | 20 | 86 | 0 | 9 | 0 | 89 | 79 | 3-3 | 0 | .429 | .514 |
| 1996 | California | .292 | 145 | 530 | 73 | 155 | 24 | 0 | 28 | 95 | 1 | 6 | 0 | 86 | 99 | 5-2 | 0 | .387 | .496 |
| 1997 | Kansas City | .279 | 140 | 477 | 71 | 133 | 20 | 0 | 30 | 90 | 0 | 4 | 1 | 85 | 96 | 6-3 | 0 | .386 | .509 |
| 1998 | New York (A.L.) | .291 | 35 | 103 | 11 | 30 | 7 | 0 | 3 | 9 | 0 | 1 | 0 | 14 | 18 | 0-1 | 0 | .373 | .447 |
| | Columbus-AAA# | .364 | 6 | 22 | 4 | 8 | 1 | 0 | 0 | 3 | 0 | 0 | 1 | 4 | 3 | 0-0 | 0 | .481 | .409 |
| | Norwich-AA# | .243 | 11 | 37 | 2 | 9 | 3 | 0 | 1 | 5 | 0 | 0 | 1 | 9 | 7 | 0-0 | 0 | .404 | .405 |
| 1999 | New York (A.L.) | .269 | 146 | 476 | 59 | 128 | 25 | 1 | 19 | 78 | 0 | 3 | 2 | 73 | 100 | 4-1 | 0 | .366 | .445 |
| MAJOR LEAGUE TOTALS | | .274 | 2436 | 8673 | 1240 | 2380 | 424 | 30 | 350 | 1372 | 20 | 94 | 15 | 1194 | 1698 | 142-98 | 80 | .360 | .451 |



Chili Davis, shown here with the Angels in 1994, played 19 major league seasons and won three World Series titles while hitting 350 homers and collecting 1,372 RBI.

48 JIM HICKEY PITCHING COACH



FULL NAME: James Joseph Hickey
 OPENING DAY AGE: 56, turns 57 on October 12
 POSITION AS PLAYER: Pitcher
 NAMED TO STAFF: November 21, 2017

BORN: 10/12/61 in Chicago, IL
 RESIDES: St. Cloud, FL
 FAMILY: Children — Austin,
 Addison & Cameron



FACTS AND INFORMATION

A native of Chicago, Jim enters his first season as the Cubs pitching coach ... spent the previous 11 seasons as pitching coach with Tampa Bay, eight seasons of which overlapped with Joe Maddon's tenure in Tampa Bay.

- Ⓢ A former minor league pitcher, Jim went 39-31 with a 3.54 ERA (228 ER/580.0 IP) in 204 minor league games across seven seasons.
- Ⓢ 2018 marks his 36th season in professional baseball and his 15th as a major league pitching coach ... also was Houston's pitching coach from the All-Star Break in 2004 through the 2006 campaign.
- Ⓢ Attended the University of Texas Pan-American, where he is now a member of the Athletics Hall of Fame ... was a first-team All-American selection in 1983 after going 16-2 with a 1.66 ERA ... led the Broncos to a school-record 64 wins and a berth in the NCAA tournament.

COACHING YEAR-BY-YEAR

- 1991-2004: Houston minor league pitching coach
- 2004-06: Houston major league pitching coach
- 2007-17: Tampa Bay major league pitching coach

COACHING CAREER

Jim is in his 15th season as a major league pitching coach, previously serving in the role with Houston (2004-06) and Tampa Bay (2007-17).

- Ⓢ During his 11 seasons with Tampa Bay, the Rays ranked among the A.L. leaders in opponents average (1st, .247), WHIP (1st, 1.28), shutouts (t-1st, 127), ERA (2nd, 3.95) and strikeouts (2nd, 13,988).
- Ⓢ Has contributed to six postseason appearances.
- Ⓢ Has coached 12 different All-Stars, including Chris Archer (2015, 17), David Price (2010-12, 14), Roy Oswalt (2005-06) and Roger Clemens (2005).
- Ⓢ In each of his two full seasons with Houston (2005-06), his club finished second in the N.L. in ERA.
- Ⓢ Was named Houston's pitching coach at the All-Star Break in 2004 when Phil Garner was named interim manager ... was named full-time pitching coach following the season.
- Ⓢ Joined Houston following seven seasons as pitching coach with Triple-A New Orleans ... spent a total of 16 seasons in the Houston system.

PLAYING CAREER

Was a 13th-round selection of the White Sox in the 1983 Draft and played eight minor league seasons with the White Sox, Dodgers and Astros ... went a combined 39-31 with a 3.54 ERA (228 ER/580.0 IP) in 204 games pitched, including 40 starts.

- Ⓢ Posted his best season in 1984, going 13-5 with 20 saves and a 1.81 ERA with Midwest League Champion Appleton.

CAREER STATISTICS

| YEAR | TEAM | W-L | ERA | G | GS | CG | SHO | SV | IP | H | R | ER | HR | HB | BB | SO | WP | BK |
|----------------------------|-----------------|--------------|-------------|------------|-----------|----------|----------|-----------|--------------|------------|------------|------------|-----------|-----------|------------|------------|-----------|----------|
| 1983 | Niagara Falls-A | 7-4 | 3.91 | 16 | 15 | 2 | 0 | 0 | 94.1 | 102 | 50 | 41 | 3 | 3 | 39 | 76 | 9 | 1 |
| 1984 | Appleton-A | 13-5 | 1.81 | 49 | 0 | 0 | 0 | 20 | 99.1 | 88 | 30 | 20 | 2 | 1 | 32 | 96 | 7 | 1 |
| 1985 | Buffalo-AAA | 1-0 | 7.71 | 7 | 1 | 0 | 0 | 0 | 16.1 | 25 | 14 | 14 | 3 | 1 | 5 | 12 | 1 | 1 |
| | Glens Falls-AA | 7-6 | 3.86 | 25 | 10 | 4 | 1 | 2 | 93.1 | 90 | 46 | 40 | 6 | 3 | 42 | 39 | 3 | 1 |
| 1986 | Birmingham-AA | 6-5 | 3.17 | 42 | 4 | 0 | 0 | 7 | 96.2 | 94 | 46 | 34 | 6 | 1 | 37 | 67 | 3 | 0 |
| 1987 | Birmingham-AA | 0-2 | 6.29 | 7 | 1 | 1 | 0 | 0 | 24.1 | 28 | 20 | 17 | 8 | 1 | 7 | 14 | 0 | 0 |
| | Daytona Beach-A | 3-1 | 1.93 | 15 | 2 | 0 | 0 | 0 | 32.2 | 25 | 12 | 7 | 1 | 1 | 10 | 18 | 2 | 0 |
| 1988 | San Antonio-AA | 0-2 | 2.85 | 17 | 1 | 0 | 0 | 0 | 41.0 | 41 | 19 | 13 | 4 | 2 | 11 | 15 | 1 | 1 |
| 1989 | Columbus-AA | 2-6 | 4.61 | 26 | 6 | 1 | 0 | 0 | 82.0 | 90 | 51 | 42 | 9 | 2 | 19 | 41 | 3 | 3 |
| MINOR LEAGUE TOTALS | | 39-31 | 3.54 | 204 | 40 | 8 | 1 | 29 | 580.0 | 583 | 288 | 228 | 42 | 15 | 202 | 378 | 29 | 8 |



16 BRANDON HYDE BENCH COACH

FULL NAME: Brandon Michael Hyde
 OPENING DAY AGE: 44, turns 45 on October 3
 POSITION AS PLAYER: Catcher/First Baseman
 NAMED TO STAFF: November 22, 2013

BORN: 10/3/73 in Santa Rosa, CA
 RESIDES: Evanston, IL
 FAMILY: Married — Lisa ...
 Children — Aria, Colton & Addison



FACTS AND INFORMATION

Brandon enters his first season on the Cubs major league coaching staff and his second as the club's bench coach (also in 2014) ... served the last three seasons as first base coach ... joined the organization in December of 2011 as minor league field coordinator ... was promoted to director of player development, August 29, 2012 ... has 15 years coaching experience following a five-year playing career from 1997-2001.

- Ⓢ Prior to his time with Chicago, spent nine seasons with the Miami Marlins organization including a stint as major league bench coach under managers Edwin Rodriguez and Jack McKeon from June 23, 2010 through the end of the 2011 campaign.
- Ⓢ Was a minor league manager in the Marlins system for five seasons, from 2005-09, compiling a 351-342 (.506) record.
- Ⓢ Signed with the White Sox as an undrafted free agent out of Long Beach State University in June of 1997 ... former catcher/first baseman was a .252 hitter in 200 minor league games from 1997-2001, including four seasons in the White Sox system (1997-2000).

COACHING YEAR-BY-YEAR

- 2003-04: Marlins minor league hitting coach
- 2005-09: Marlins minor league manager
- 2010: Marlins minor league infield coordinator
- 2010-2011: Marlins major league bench coach, beginning June 23, 2010
- 2012: Cubs minor league field coordinator
- 2014: Cubs major league bench coach
- 2015-17: Cubs major league first base coach

MANAGERIAL AND COACHING CAREER

Prior to the Cubs, Brandon previously served as a major league bench coach for the Miami Marlins from June 23, 2010 through the 2011 campaign.

- Ⓢ Served as the Marlins interim manager, June 19, 2011 against Tampa Bay, following the resignation of manager Edwin Rodriguez ... Jack McKeon was named manager the following day.
- Ⓢ Began the 2010 season as minor league infield coordinator in the Marlins system, his first year in that role.
- Ⓢ Spent the previous five years (2005-09) managing in the Marlins minor league system ... managed the Mesa Solar Sox in the Arizona Fall League in 2009.
- Ⓢ Served as Double-A Jacksonville's manager in 2009, guiding the Suns to the first of two consecutive Southern League Championships.
- Ⓢ Prior to his stint with Jacksonville, managed the Single-A Jupiter Hammerheads (2008), the Double-A Carolina Mudcats (2007) and the Single-A Greensboro Grasshoppers (2005-06).
- Ⓢ Before being promoted to manager, served as Greensboro's hitting coach for the second half of the 2003 season and all of 2004.
- Ⓢ Was a coach for Long Beach State University in 2002 when the 49ers finished 39-21 and were eliminated by Stanford in the College World Series.

MANAGERIAL RECORD

| YEAR | TEAM | LEAGUE | W-L | PCT | STANDING |
|----------------------------|-----------------|----------------|----------------|-------------|----------|
| 2005 | Greensboro | South Atlantic | 67-71 | .486 | 5th |
| 2006 | Greensboro-A | South Atlantic | 68-69 | .496 | 4th |
| 2007 | Carolina-AA | Southern | 60-80 | .429 | 5th/4th |
| 2008 | Jupiter-A | Florida | 74-64 | .536 | 5th/2nd |
| 2009 | Jacksonville-AA | Southern | 82-58 | .586 | *3rd/1st |
| 2011 | Miami | National | 0-1 | .000 | ^5th |
| MINOR LEAGUE TOTALS | | | 351-342 | .506 | |

^Served as interim manager, June 19, 2011 vs. Tampa Bay

**Post-season Appearances:*

1982: *Won semifinals three-games-to-none over Birmingham, won championship three-games-to-one over Tennessee*

PLAYING CAREER

Spent four seasons in the White Sox organization after being signed as an undrafted free agent out of Long Beach State June 20, 1997, and played independent ball in 2001 ... the former catcher/first baseman was a career .252 batter with 15 home runs and 104 RBI in 200 games from 1997-2001.

- Ⓢ Played 17 games for the Chico Heat of the Independent Western League in 2001.
- Ⓢ Best season came in 1999 with Single-A Burlington when he hit .286 with 15 doubles, six home runs and 40 RBI in 65 games.

CAREER STATISTICS

| YEAR | TEAM | AVG | G | AB | R | H | 2B | 3B | HR | RBI | SH | SF | HP | BB | SO | SB-CS | E | OBP | SLG |
|----------------------------|-----------------|-------------|------------|------------|-----------|------------|-----------|----------|-----------|------------|----------|-----------|-----------|------------|------------|------------|-----------|-------------|-------------|
| 1997 | GCL White Sox-R | .195 | 28 | 77 | 10 | 15 | 4 | 0 | 1 | 14 | 1 | 1 | 2 | 11 | 24 | 0-0 | 5 | .308 | .286 |
| 1998 | Bristol-R | .372 | 27 | 94 | 21 | 35 | 9 | 0 | 5 | 26 | 0 | 0 | 8 | 21 | 20 | 0-1 | 2 | .520 | .628 |
| 1999 | Burlington-A | .286 | 65 | 210 | 33 | 60 | 15 | 0 | 6 | 40 | 1 | 3 | 6 | 33 | 60 | 1-1 | 2 | .393 | .443 |
| | Birmingham-AA | .278 | 7 | 18 | 4 | 5 | 3 | 0 | 0 | 2 | 0 | 0 | 0 | 3 | 4 | 0-1 | 1 | .381 | .444 |
| 2000 | Winston-Salem-A | .184 | 47 | 136 | 15 | 25 | 6 | 0 | 1 | 15 | 0 | 3 | 4 | 21 | 42 | 1-2 | 4 | .305 | .250 |
| | Charlotte-AAA | .130 | 9 | 23 | 2 | 3 | 1 | 0 | 1 | 4 | 1 | 2 | 0 | 2 | 9 | 0-0 | 1 | .185 | .304 |
| 2001 | Chico-IND | .204 | 17 | 49 | 5 | 10 | 4 | 0 | 1 | 3 | 1 | 1 | 2 | 9 | 13 | 0-0 | 0 | .344 | .347 |
| MINOR LEAGUE TOTALS | | .252 | 200 | 607 | 90 | 153 | 42 | 0 | 15 | 104 | 4 | 10 | 22 | 100 | 172 | 2-5 | 15 | .372 | .395 |

35 LESTER STRODE BULLPEN COACH



FULL NAME: James Lester Strode
 OPENING DAY AGE: 59, turns 60 on June 17
 POSITION AS PLAYER: Pitcher
 NAMED TO STAFF: October 27, 2006

BORN: 6/17/58 in McMinnville, TN
 RESIDES: St. Charles, MO
 FAMILY: Married — Angela ...
 Children — Brooke, Blake & Jamie



FACTS AND INFORMATION

Lester enters his 30th season as a member of the Cubs organization, and his 12th at the major league level as the club's bullpen coach ... he is currently the longest-tenured coach on the major league staff.

- Ⓢ Pitched with Kentucky State University in college ... twice led the NAIA in strikeouts.
- Ⓢ Participated in the 2009, 2010, 2011, 2012 and 2013 Cubs Caravans.

COACHING YEAR-BY-YEAR

1989-93: Cubs minor league pitching coach
1994-95: Cubs major league pitching assistant
1996-06: Cubs minor league pitching coordinator
2007-17: Cubs major league bullpen coach

COACHING CAREER

Prior to his current role, Lester was the Cubs minor league pitching coordinator from 1996-2006.

- Ⓢ Spent the 1994-95 seasons with the major league club as a pitching assistant.
- Ⓢ Was a pitching coach in the Cubs minor league system during the 1989-93 campaigns ... worked at Rookie-League Wytheville in 1989, Single-A Peoria from 1990-91, Single-A Winston-Salem in 1992 and Single-A Daytona in 1993.

PLAYING CAREER

Lester pitched in the minor leagues from 1980-88 with Kansas City, Baltimore, St. Louis and the Cubs farm systems.

- Ⓢ Began his career with Kansas City, going 0-1 with a 1.80 ERA (4 ER/20.0 IP) in six games (five starts), including one complete game effort for the Royals Gulf Coast League club.
- Ⓢ Was a Southern League All-Star in 1984, going 9-2 with seven complete games and a 2.43 ERA (25 ER/92.2 IP) in 13 starts for Double-A Memphis.
- Ⓢ Had a brief stint with Triple-A Iowa in the Cubs farm system in 1988, his final professional season ... was 1-1 with a 3.67 ERA (17 ER/41.2 IP) in 18 games for the I-Cubs.

CAREER STATISTICS

| YEAR | TEAM | W-L | ERA | G | GS | CG | SHO | SV | IP | H | R | ER | HR | HB | BB | SO | WP | BK |
|----------------------------|-----------------|--------------|-------------|------------|------------|-----------|----------|----------|--------------|------------|------------|------------|-----------|-----------|------------|------------|-----------|-----------|
| 1980 | GCL Royals-R | 0-1 | 1.80 | 6 | 5 | 1 | 0 | 0 | 20.0 | 13 | 5 | 4 | 1 | 1 | 10 | 27 | 1 | 0 |
| 1981 | Charleston-A | 3-2 | 2.54 | 8 | 8 | 0 | 0 | 0 | 46.0 | 39 | 14 | 13 | 0 | 1 | 32 | 35 | 4 | 3 |
| 1982 | Fort Myers-A | 8-11 | 3.55 | 24 | 24 | 5 | 1 | 0 | 144.1 | 131 | 74 | 57 | 5 | 5 | 79 | 109 | 8 | 3 |
| 1983 | Jacksonville-AA | 7-5 | 3.20 | 25 | 18 | 3 | 1 | 0 | 118.0 | 98 | 58 | 42 | 9 | 5 | 50 | 95 | 4 | 2 |
| 1984 | Memphis-AA | 9-2 | 2.43 | 13 | 13 | 7 | 3 | 0 | 92.2 | 55 | 25 | 25 | 5 | 0 | 32 | 50 | 0 | 0 |
| 1985 | Omaha-AAA | 7-7 | 4.37 | 21 | 19 | 3 | 0 | 0 | 113.1 | 97 | 57 | 55 | 12 | 4 | 73 | 105 | 6 | 4 |
| 1986 | Omaha-AAA | 9-11 | 4.14 | 28 | 27 | 5 | 2 | 0 | 169.2 | 154 | 87 | 78 | 19 | 3 | 88 | 73 | 9 | 3 |
| 1987 | Rochester-AAA | 0-1 | 8.56 | 4 | 3 | 0 | 0 | 0 | 13.2 | 21 | 13 | 13 | 7 | 0 | 3 | 7 | 0 | 0 |
| | Louisville-AAA | 0-0 | 6.14 | 5 | 4 | 0 | 0 | 0 | 22.0 | 33 | 16 | 15 | 5 | 0 | 8 | 9 | 0 | 1 |
| 1988 | Louisville-AAA | 1-2 | 7.45 | 6 | 2 | 0 | 0 | 0 | 19.1 | 22 | 17 | 16 | 2 | 2 | 10 | 15 | 1 | 4 |
| | Iowa-AAA | 1-1 | 3.67 | 18 | 0 | 0 | 0 | 0 | 41.2 | 42 | 18 | 17 | 0 | 1 | 17 | 20 | 0 | 3 |
| MINOR LEAGUE TOTALS | | 45-43 | 3.77 | 158 | 123 | 24 | 7 | 0 | 800.2 | 705 | 384 | 335 | 65 | 22 | 402 | 545 | 37 | 23 |

25 WILL VENABLE FIRST BASE COACH



FULL NAME: William Dion Venable
 OPENING DAY AGE: 35
 POSITION AS PLAYER: Outfielder
 NAMED TO STAFF: November 21, 2017

BORN: 10/29/82 in Greenbrae, CA
 RESIDES: Austin, TX
 FAMILY: Married — Kathryn



FACTS AND INFORMATION

Will is in his first year as a big league coach following nine seasons as an outfielder with the San Diego Padres (2008-15), Texas Rangers (2015) and Los Angeles Dodgers (2016) ... joined Chicago's organization in September of 2017 as a special assistant to the President/General Manager.

- © Was selected by the Padres in the seventh round of the 2005 draft out of Princeton University.
- © At Princeton, he was the second athlete in Ivy League history to be first-team All-Ivy in both basketball and baseball, joining Chris Young.
 - Received the B.F. Bunn Trophy in 2004-05, "awarded to that member of the Princeton varsity basketball team who through sportsmanship, play and influence has contributed most to the sport" ... compiled 1,010 career points in four seasons with the Tigers ... major in anthropology.
- © Graduated from San Rafael (Calif.) High School ... lettered four times in basketball, three times in baseball and once in track and field.
- © His father, Max, played parts of 12 major league seasons between 1979-91, and is now a minor league hitting coach in the Mariners organization.

COACHING CAREER

Will is in his first season as a coach on the professional level ... has been a player or executive in professional baseball since 2005.

PLAYING CAREER

A left-handed hitting outfielder, Will batted .249 with 81 home runs and 307 RBI in 967 major league games with the San Diego Padres (2008-15), Texas Rangers (2015) and Los Angeles Dodgers (2016) ... made his major league debut with the Padres in 2008.

- © Best years came with San Diego from 2010-13, in which he ranked among the National League leaders in triples, while stealing 20 or more bases, in each of those seasons.
- © Voted the Padres Most Valuable Player for the 2013 season when he became the eighth player in franchise history to record at least 20 home runs and 20 steals in a season.
 - Recorded career-highs with a .268 batting average, 22 home runs and 53 RBI in 2013.
- © Finished his playing career with 12 games for the Dodgers in 2016.

CAREER STATISTICS

| YEAR | TEAM | AVG | G | AB | R | H | 2B | 3B | HR | RBI | SH | SF | HP | BB | SO | SB-CS | E | OBP | SLG |
|----------------------------|--------------------|-------------|------------|-------------|------------|------------|------------|-----------|-----------|------------|-----------|-----------|-----------|------------|------------|---------------|-----------|-------------|-------------|
| 2005 | Padres-R | .322 | 15 | 59 | 13 | 19 | 4 | 2 | 1 | 12 | 0 | 0 | 4 | 2 | 9 | 4-0 | 0 | .385 | .508 |
| | Eugene-A | .216 | 42 | 139 | 17 | 30 | 5 | 2 | 2 | 14 | 0 | 1 | 2 | 14 | 38 | 2-1 | 4 | .295 | .324 |
| 2006 | Fort Wayne-A | .314 | 124 | 472 | 86 | 148 | 34 | 5 | 11 | 91 | 1 | 6 | 7 | 55 | 81 | 18-5 | 4 | .389 | .477 |
| 2007 | San Antonio-AA | .278 | 134 | 515 | 66 | 143 | 19 | 3 | 8 | 68 | 5 | 4 | 10 | 38 | 84 | 21-2 | 2 | .337 | .373 |
| 2008 | Portland-AAA | .292 | 120 | 442 | 70 | 129 | 26 | 4 | 14 | 58 | 3 | 2 | 5 | 44 | 103 | 7-3 | 4 | .361 | .464 |
| | San Diego | .264 | 28 | 110 | 16 | 29 | 4 | 2 | 2 | 10 | 0 | 1 | 0 | 13 | 21 | 1-1 | 0 | .339 | .391 |
| 2009 | Portland-AAA | .260 | 53 | 200 | 33 | 52 | 10 | 3 | 12 | 30 | 1 | 3 | 2 | 20 | 46 | 1-0 | 5 | .329 | .520 |
| | San Diego | .256 | 95 | 293 | 38 | 75 | 14 | 2 | 12 | 38 | 2 | 0 | 4 | 25 | 89 | 6-1 | 2 | .323 | .440 |
| 2010 | San Diego | .245 | 131 | 392 | 60 | 96 | 11 | 7 | 13 | 51 | 0 | 5 | 3 | 45 | 128 | 29-7 | 4 | .324 | .408 |
| | Lake Elsinore-A# | .071 | 5 | 14 | 0 | 1 | 1 | 0 | 0 | 0 | 0 | 0 | 0 | 4 | 8 | 1-0 | 0 | .278 | .143 |
| | San Antonio-AA# | .333 | 2 | 6 | 2 | 2 | 0 | 0 | 0 | 1 | 0 | 0 | 0 | 2 | 2 | 2-0 | 0 | .500 | .333 |
| 2011 | San Diego | .246 | 121 | 370 | 49 | 91 | 14 | 7 | 9 | 44 | 1 | 4 | 5 | 31 | 92 | 26-3 | 2 | .310 | .395 |
| | Tucson-AAA# | .276 | 14 | 58 | 14 | 16 | 3 | 2 | 3 | 11 | 0 | 1 | 0 | 5 | 13 | 3-0 | 2 | .328 | .552 |
| 2012 | San Diego | .264 | 148 | 417 | 62 | 110 | 26 | 8 | 9 | 45 | 5 | 2 | 5 | 41 | 94 | 24-6 | 7 | .335 | .429 |
| 2013 | San Diego | .268 | 151 | 481 | 64 | 129 | 22 | 8 | 22 | 53 | 2 | 1 | 2 | 29 | 118 | 22-6 | 3 | .312 | .484 |
| 2014 | San Diego | .224 | 146 | 406 | 47 | 91 | 13 | 2 | 8 | 33 | 3 | 2 | 4 | 33 | 107 | 11-6 | 0 | .288 | .325 |
| 2015 | San Diego | .258 | 98 | 283 | 34 | 73 | 10 | 3 | 6 | 30 | 0 | 0 | 0 | 25 | 73 | 11-1 | 1 | .318 | .378 |
| | Texas | .182 | 37 | 66 | 6 | 12 | 3 | 0 | 0 | 3 | 2 | 0 | 2 | 12 | 21 | 5-0 | 0 | .325 | .227 |
| 2016 | Lehigh Valley-AAA | .205 | 41 | 127 | 12 | 26 | 7 | 0 | 2 | 19 | 1 | 2 | 2 | 17 | 28 | 2-2 | 0 | .304 | .307 |
| | Los Angeles (N.L.) | .056 | 12 | 18 | 2 | 1 | 1 | 0 | 0 | 0 | 0 | 0 | 1 | 0 | 5 | 0-0 | 0 | .105 | .111 |
| | Oklahoma City-AAA | .276 | 46 | 156 | 23 | 43 | 6 | 1 | 4 | 25 | 0 | 0 | 1 | 15 | 32 | 3-2 | 0 | .343 | .404 |
| MAJOR LEAGUE TOTALS | | .249 | 967 | 2836 | 378 | 707 | 118 | 39 | 81 | 307 | 15 | 15 | 26 | 254 | 748 | 135-31 | 19 | .315 | .404 |

58 MIKE BORZELLO

CATCHING/STRATEGY COACH



FULL NAME: Michael Ross Borzello
 OPENING DAY AGE: 47, turns 48 on August 14
 POSITION AS PLAYER: Catcher
 NAMED TO STAFF: December 16, 2011

BORN: 8/14/70 in Yonkers, NY
 RESIDES: Los Angeles, CA
 FAMILY: Married — Kara ... Child — Emily



FACTS AND INFORMATION

Mike has 22 years of experience with major league clubs and is in his seventh season with the Cubs ... his responsibilities include instructing the catchers and involvement in the advanced scouting process.

- Ⓢ Was a member of four World Championship teams with the Yankees: 1996, 1998, 1999 and 2000.
- Ⓢ In 1999, appeared as John C. Reilly's catching double in Universal Pictures' "For Love of the Game" with Kevin Costner.
- Ⓢ Played four minor league seasons (1991-94) in the St. Louis system, reaching the Single-A level.
- Ⓢ Earned a bachelor's degree in Communication Arts from California Lutheran University (Thousand Oaks, Calif.).
- Ⓢ Participated in the 2013 Cubs Caravan.

COACHING YEAR-BY-YEAR

- 1996-2007:** Yankees major league bullpen catcher and batting practice pitcher
- 2008-11:** Dodgers major league bullpen catcher
- 2012-13:** Cubs major league staff assistant
- 2014-17:** Cubs major league catching/strategy coach

COACHING CAREER

Mike is in his seventh season on the Cubs major league coaching staff, bringing with him 22 years of major league experience since joining the Yankees in 1996 as a bullpen catcher and batting practice pitcher.

- Ⓢ Served four seasons as the Los Angeles Dodgers bullpen catcher from 2008-11.
- Ⓢ Spent the previous 12 years in the New York Yankees organization starting in 1996 ... served two stints as a bullpen catcher, 12 seasons as a batting practice pitcher and two seasons operating the radar gun and charting pitches.
- Ⓢ Was a member of four World Championship teams with the Yankees (1996, 1998-2000).
- Ⓢ Served on the field staff for the American League All-Star Team in 1997, 2000 and 2001.

PLAYING CAREER

Mike played four minor league seasons (1991-94) in the St. Louis system, reaching the Single-A level ... all told, batted .151 (13-for-86) with three doubles and four RBI in 42 career minor league games.

- Ⓢ Drafted by St. Louis in the 1991 First-Year Player Draft.

WALK IT OFF

The Cubs posted five walk-off victories in 2017. Below are the Cubs most recent walk-offs by play type:

| Last Walk-off... | Date/Opponent/Score | Batter |
|---------------------|---|--------------------------|
| Single | August 20, 2017 vs. Toronto (6-5, 10 inn.) | Alex Avila |
| Double | May 26, 2015 vs. Washington (3-2) | Addison Russell |
| Homer | April 19, 2017 vs. Milwaukee (7-4) | Addison Russell |
| Homer when trailing | July 27, 2015 vs. Colorado (9-8) | Kris Bryant (Two-Run HR) |
| Grand Slam | July 27, 2009 vs. Houston (5-1, 13 inn.) | Alfonso Soriano |
| Walk | August 11, 2016 vs. St. Louis (4-3, 11 inn.) | Anthony Rizzo |
| Hit-By-Pitch | June 12, 2008 vs. Atlanta (3-2, 11 inn.) | Reed Johnson |
| Sac Fly | June 23, 2015 vs. Los Angeles-N.L. (1-0, 11 inn.) | Chris Denorfia |
| Sac Bunt | July 31, 2016 vs. Seattle (7-6, 12 inn.) | Jon Lester |
| Wild Pitch | August 16, 2017 vs. Cincinnati (7-6) | Kris Bryant |
| By a Pitcher | July 31, 2016 vs. Seattle (7-6, 12 inn.) | Jon Lester |



19 ANDY HAINES

ASSISTANT HITTING COACH

FULL NAME: Andy Joe Haines
 OPENING DAY AGE: 40, turns 41 on April 2
 POSITION AS PLAYER: Catcher
 NAMED TO STAFF: October 26, 2017

BORN: 4/2/77 in Olney, IL
 RESIDES: Columbia, TN
 FAMILY: Married — Erin ...
 Children — Hannah, Katie & Jace



FACTS AND INFORMATION

Andy is in his first season on the Cubs major league coaching staff ... spent the previous two seasons as the club's minor league hitting coordinator.

- Ⓢ Has been a manager, coach or hitting coordinator in the minor leagues since 2008.
- Ⓢ Spent 2007 as the manager of the Windy City Thunderbolts in the Independent Frontier League ... went 68-28, winning the league title and setting the league record for victories.
- Ⓢ Spent two seasons as a third base coach for the Gary Railcats of the Northern League (2005-06).
- Ⓢ Served as an assistant coach for three years (2002-05) at Middle Tennessee State University ... began his coaching career in 2001 in the same role at Olney Central Junior College.
- Ⓢ Earned his bachelors degree from Eastern Illinois, where he was an all-conference catcher ... received a masters degree from Middle Tennessee State.

COACHING YEAR-BY-YEAR

- 2008:** Marlins minor league hitting coach
- 2009-15:** Marlins minor league manager
- 2016-17:** Cubs minor league hitting coordinator

MANAGERIAL AND COACHING CAREER

Prior to joining the Cubs in 2016, Andy spent the previous seven seasons as a manager in the Marlins minor league system, including two seasons with Triple-A New Orleans (2014-15).

- Ⓢ Overall, he has a 449-467 record as a minor league manager, including winning the South Atlantic League Championship in 2011 with Single-A Greensboro.
- Ⓢ Led Single-A Jupiter to the Florida State League Championship Series in 2012.
- Ⓢ Was twice named a top managerial prospect by *Baseball America*.
- Ⓢ Managed Salt River to the Arizona Fall League Championship in 2014.

MANAGERIAL RECORD

| YEAR | TEAM | LEAGUE | W-L | PCT | STANDING |
|----------------------------|-----------------|----------------|----------------|-------------|----------|
| 2009 | Jamestown-A | New York-Penn. | 34-42 | .447 | 5th |
| 2010 | Greensboro-A | South Atlantic | 66-74 | .471 | 3rd |
| 2011 | Greensboro-A | South Atlantic | 79-60 | .568 | +2nd |
| 2012 | Jupiter-A | Florida State | 74-62 | .544 | *2nd |
| 2013 | Jupiter-A | Florida State | 68-69 | .496 | 4th |
| 2014 | New Orleans-AAA | Pacific Coast | 70-74 | .486 | 3rd |
| 2015 | New Orleans-AAA | Pacific Coast | 58-86 | .403 | 4th |
| MINOR LEAGUE TOTALS | | | 449-467 | .490 | |

+Won League Championship ... *Lost in League Finals

PINCH-HITTER DEFINITION

A player shall be considered a pinch-hitter only if he enters the game as a substitute batter and then only on his first time at bat, which must be before he becomes a fielder. If the team bats around and a pinch-hitter comes up a second time in the inning in which he first appeared, he will not be considered a pinch hitter during that second time up.

63 JUAN CABREJA STAFF ASSISTANT



FULL NAME: Juan Carlos Cabreja
OPENING DAY AGE: 39, turns 40 on July 28
POSITION AS PLAYER: Infielder
NAMED TO STAFF: 2017

BORN: 7/28/78 in Moca, D.R.
RESIDES: Moca, D.R.
FAMILY: Married — Anel ...
Children — Jeremy, Melanie & Aelyn



FACTS AND INFORMATION

Juan is in his 15th year with the Cubs organization, and his second as a coach for the major league team ... has served as a coach, manager or coordinator in the Cubs chain since 2004.

- Ⓢ Besides his time with the Cubs, also coaches in the Dominican Winter League.

MANAGERIAL AND COACHING CAREER

Juan joined the Cubs major league coaching staff in 2017 as a staff assistant ... was previously a coach with Single-A Myrtle Beach in 2016.

- Ⓢ Has managed eight minor league seasons, compiling a 287-233 record ... managed five seasons in the Dominican Summer League (2007-08, 2012, 2014-15) and three seasons in the Arizona League (2009-11).
- Ⓢ Served as the club's Latin America Assistant Field Coordinator in 2013.
- Ⓢ Was a coach for the Dominican Cubs from 2004-06.
- Ⓢ Also serves as the hitting coach for Las Aguilas del Cibao (2016-17) in the Dominican Winter League ... previously was a coach for Estrellas de Oriente in 2014 (first base) and 2015 (third base).

PLAYING CAREER

Juan played for the Cubs Dominican Summer League team from 2000-03.

COACHING YEAR-BY-YEAR

2004-06: Cubs-R (Dominican) coach
2007-08: Cubs-R (Dominican) manager
2009-11: Cubs-R (Mesa) manager
2012: Cubs-R (Dominican) manager
2013: Cubs Latin America Assistant Field Coord.
2014-15: Cubs-R (Dominican) manager
2016: Cubs minor league coach
2017: Cubs major league coach

MANAGERIAL RECORD

| YEAR | TEAM | LEAGUE | W-L | PCT | STANDING |
|----------------------------|----------|-----------|----------------|-------------|----------|
| 2007 | Cubs-R | Dominican | 41-30 | .577 | 2nd |
| 2008 | Cubs-R | Dominican | 45-25 | .643 | 2nd |
| 2009 | Mesa-R | Arizona | 29-27 | .518 | 3rd/T3rd |
| 2010 | Mesa-R | Arizona | 26-29 | .473 | 3rd |
| 2011 | Mesa-R | Arizona | 28-28 | .500 | T2nd |
| 2012 | Cubs 1-R | Dominican | 33-37 | .471 | 5th |
| 2014 | Cubs-R | Dominican | 42-28 | .600 | 2nd |
| 2015 | Cubs-R | Dominican | 43-29 | .597 | 3rd |
| MINOR LEAGUE TOTALS | | | 287-233 | .552 | |

ALL IN THE FAMILY

There have been eight sets of fathers and sons who have played for the Cubs, most recently Joe and Casey Coleman ... there have been 11 sets of brothers to play for the Cubs, most recently Jerry and Scott Hairston. The complete list of father/son and brother duos to appear in a game for the Cubs:

CUBS FATHER/SON COMBINATIONS

FATHER

Bobby Adams (1957-59)
Joe Coleman (1976)
Jimmy Cooney (1890-92)
Herm Doscher (1879)
Randy Hundley (1966-73, 1976-77)
Marty Keough (1966)
Gary Matthews (1984-87)
Chris Speier (1985-86)

SON

Mike Adams (1976-77)
Casey Coleman (2010-12)
Jimmy Cooney (1926-27)
Jack Doscher (1903)
Todd Hundley (2001-02)
Matt Keough (1986)
Gary Matthews Jr. (2000-01)
Justin Speier (1998)

CUBS BROTHER COMBINATIONS

BROTHER

Danny Breeden* (1971)
Kid Camp* (1894)
Mort Cooper (1949)
Larry Corcoran* (1880-85)
Sammy Drake (1960-61)
Jiggs Parrott* (1892-95)
Eric Patterson (2007)
Rick Reuschel* (1972-81, 1983-84)
Ed Sauer (1943-45)
Jim Tyrone (1972, 1974-75)
Jerry Hairston Jr. (2005-06)

BROTHER

Hal Breeden* (1971)
Lew Camp* (1893-94)
Walker Cooper (1954-55)
Mike Corcoran* (1884)
Solly Drake (1956)
Tom Parrott* (1893)
Corey Patterson (2000-05)
Paul Reuschel* (1975-78)
Hank Sauer (1949-55)
Wayne Tyrone (1976)
Scott Hairston (2013)

*Cubs Teammates

65 FRANKLIN FONT STAFF ASSISTANT



FULL NAME: Franklin Jose Font (Muria)
OPENING DAY AGE: 40
POSITION AS PLAYER: Infielder
NAMED TO STAFF: December 16, 2011

BORN: 11/4/77 in Maracaibo, Venezuela
RESIDES: Caracas, Venezuela
FAMILY: Married — Maria ...
Child — Veronica, Benjamin & Valentine



FACTS AND INFORMATION

Franklin enters his 24th season in the Cubs organization and his seventh at the major league level, serving as staff assistant ... spent the previous three seasons as the Cubs minor league infield coordinator.

- Ⓢ Served the Cubs as a minor league manager, hitting coach and coordinator from 2002-11.
- Ⓢ Played six minor league seasons (1995-2000) in the Cubs system, reaching the Double-A level.
- Ⓢ Attended Miguel Antonio Caro School in Caracas, Venezuela.

MANAGERIAL AND COACHING CAREER

Franklin is in his seventh season as a major league staff assistant after coaching or managing in the Cubs minor league system since 2002.

- Ⓢ Spent three seasons (2009-11) as the Cubs minor league infield coordinator.
- Ⓢ Managed the Rookie-League Mesa Cubs to a 31-24 record in 2008.
- Ⓢ Was Single-A Boise's hitting coach in 2007 after serving at the helm of the Cubs Rookie-League Dominican Summer club in 2005-06.
- Ⓢ Was a member of Mesa's coaching staff for the 2003-04 campaigns.
- Ⓢ Managed the 2002 Cubs Rookie-League Venezuelan Summer club to a 28-29 record ... assisted the Cubs Single-A Daytona affiliate in 2001.

COACHING YEAR-BY-YEAR

2001: Cubs-A (Daytona) assistant coach
2002: Cubs-R (Venezuelan) manager
2003-04: Cubs minor league hitting coach
2005-06: Cubs-R (Dominican) manager
2007: Cubs minor league hitting coach
2008: Cubs-R (Mesa) manager
2009-11: Cubs minor league infield coordinator
2012-17: Cubs major league staff assistant

MANAGERIAL RECORD

| YEAR | TEAM | LEAGUE | W-L | PCT | STANDING |
|----------------------------|--------|------------|----------------|-------------|----------|
| 2002 | Cubs-R | Venezuelan | 28-29 | .491 | |
| 2005 | Cubs-R | Dominican | 27-40 | .403 | 5th |
| 2006 | Cubs-R | Dominican | 25-46 | .352 | 10th |
| 2008 | Mesa-R | Arizona | 31-24 | .564 | 5th |
| MINOR LEAGUE TOTALS | | | 111-139 | .444 | |

PLAYING CAREER

Franklin played six minor league seasons (1995-2000) in the Cubs system, reaching the Double-A level ... all told, batted .290 (543-for-1,871) with 46 doubles, 22 triples, three homers, 171 RBI and 110 stolen bases in 527 career minor league games.

- Ⓢ Earned Gulf Coast Rookie-League all-star honors in 1996 after batting .301 with a league-high 72 hits and 31 stolen bases.
- Ⓢ Signed as a non-drafted free agent by the Cubs, March 21, 1995.

CAREER STATISTICS

| YEAR | TEAM | AVG | G | AB | R | H | 2B | 3B | HR | RBI | SH | SF | HP | BB | SO | SB-CS | E | OBP | SLG |
|----------------------------|-------------------|-------------|------------|-------------|------------|------------|-----------|-----------|----------|------------|-----------|-----------|-----------|------------|------------|---------------|------------|-------------|-------------|
| 1995 | Dominican-R | .312 | 64 | 237 | 50 | 74 | 8 | 4 | 0 | 30 | 2 | 1 | 2 | 43 | 25 | 8-7 | 18 | - | - |
| 1996 | Ft. Myers-R | .301 | 59 | 239 | 43 | *72 | 5 | 4 | 0 | 18 | 2 | 2 | 4 | 17 | 36 | 31-9 | 21 | .355 | .356 |
| 1997 | Orlando-AA | .300 | 10 | 20 | 3 | 6 | 0 | 0 | 0 | 2 | 0 | 0 | 0 | 2 | 1 | 0-1 | 0 | .364 | .300 |
| | Williamsport-A | .311 | 33 | 135 | 13 | 42 | 6 | 2 | 0 | 12 | 1 | 2 | 2 | 7 | 20 | 10-4 | 10 | .349 | .385 |
| 1998 | Daytona-A | .220 | 19 | 59 | 8 | 13 | 2 | 1 | 0 | 2 | 1 | 0 | 0 | 4 | 13 | 2-1 | 4 | .270 | .288 |
| | Rockford-A | .270 | 66 | 237 | 34 | 64 | 5 | 2 | 0 | 15 | 4 | 1 | 5 | 20 | 39 | 25-6 | 14 | .338 | .308 |
| 1999 | Daytona-A | .294 | 60 | 204 | 26 | 60 | 2 | 1 | 0 | 16 | 2 | 0 | 1 | 18 | 35 | 7-6 | 14 | .354 | .314 |
| | Daytona-A | .295 | 87 | 315 | 48 | 93 | 7 | 4 | 2 | 33 | 8 | 3 | 2 | 21 | 38 | 14-6 | 23 | .340 | .362 |
| 2000 | West Tennessee-AA | .344 | 25 | 96 | 14 | 33 | 2 | 1 | 1 | 17 | 1 | 1 | 1 | 8 | 14 | 4-4 | 4 | .396 | .417 |
| | West Tennessee-AA | .261 | 104 | 329 | 39 | 86 | 9 | 3 | 0 | 26 | 4 | 1 | 5 | 26 | 44 | 9-4 | 15 | .324 | .307 |
| MINOR LEAGUE TOTALS | | .290 | 527 | 1871 | 278 | 543 | 46 | 22 | 3 | 171 | 25 | 11 | 22 | 166 | 265 | 110-48 | 123 | .342 | .338 |

*Led League

INNINGS EATERS

The last time the Cubs had five 200.0-plus inning pitchers was in 1904. Jake Weimer led the staff with 307.0 innings of work, followed by Buttons Briggs (277.0), Carl Lundgren (242.0), Bob Wicker (229.0) and Mordecai Brown (212.1).

95 CHAD NOBLE BULLPEN CATCHER



FULL NAME: Chad Dudley Noble
 OPENING DAY AGE: 30
 POSITION AS PLAYER: Catcher
 NAMED TO STAFF: December 16, 2013

BORN: 11/18/87 in Rockwall, TX
 RESIDES: Rockwall, TX
 FAMILY: Single



FACTS AND INFORMATION

Chad is in his fifth season as the Cubs major league bullpen catcher ... played four seasons in the Cubs organization from 2010-13.

- Ⓢ Selected by Chicago in the 37th round of the 2010 draft.
- Ⓢ Attended Northwestern University in Evanston, Ill., after he graduated from Rockwall (Texas) High School in 2006.

COACHING YEAR-BY-YEAR

2014-17: Cubs major league bullpen catcher

COACHING CAREER

Chad has been the Cubs major league bullpen catcher since the start of the 2014 campaign following a four-year playing career in the Cubs minor league system.

PLAYING CAREER

Chad was selected by the Cubs in the 37th round of the 2010 draft out of Northwestern University and went on to bat .211 (152-for-721) with 29 doubles, three home runs and 74 RBI in 221 career games.

- Ⓢ Spent the majority of the 2010 campaign with Single-A Boise and threw out 38 percent of baserunners attempting to steal (14 of 37).
- Ⓢ Played at all four minor league levels, reaching Triple-A Iowa in 2013, his final year.

CAREER STATISTICS

| YEAR | TEAM | AVG | G | AB | R | H | 2B | 3B | HR | RBI | SH | SF | HP | BB | SO | SB-CS | E | OBP | SLG |
|----------------------------|--------------|-------------|------------|------------|-----------|------------|-----------|----------|----------|-----------|----------|-----------|----------|-----------|------------|------------|-----------|-------------|-------------|
| 2010 | Mesa-R | .206 | 28 | 102 | 14 | 21 | 7 | 0 | 1 | 16 | 0 | 1 | 0 | 12 | 21 | 1-0 | 3 | .287 | .304 |
| | Boise-A | .400 | 3 | 10 | 0 | 4 | 1 | 0 | 0 | 2 | 0 | 0 | 0 | 0 | 2 | 0-0 | 0 | .400 | .500 |
| 2011 | Peoria-A | .167 | 3 | 6 | 0 | 1 | 0 | 0 | 0 | 0 | 0 | 0 | 0 | 1 | 2 | 0-0 | 0 | .286 | .167 |
| | Boise-A | .257 | 9 | 35 | 6 | 9 | 1 | 0 | 0 | 6 | 0 | 1 | 0 | 3 | 12 | 0-0 | 0 | .308 | .286 |
| | Daytona-A | .234 | 48 | 145 | 15 | 34 | 2 | 0 | 1 | 11 | 2 | 0 | 1 | 12 | 35 | 0-1 | 4 | .297 | .269 |
| 2012 | Daytona-A | .188 | 49 | 154 | 17 | 29 | 8 | 1 | 0 | 16 | 4 | 5 | 1 | 9 | 32 | 1-1 | 3 | .231 | .253 |
| | Tennessee-AA | .121 | 19 | 58 | 3 | 7 | 1 | 0 | 0 | 9 | 0 | 1 | 0 | 3 | 18 | 0-0 | 0 | .161 | .138 |
| 2013 | Daytona-A | .228 | 27 | 92 | 12 | 21 | 3 | 1 | 1 | 6 | 0 | 1 | 2 | 6 | 15 | 1-1 | 0 | .287 | .315 |
| | Iowa-AAA | .167 | 6 | 24 | 2 | 4 | 0 | 0 | 0 | 1 | 0 | 0 | 0 | 0 | 4 | 0-0 | 0 | .167 | .167 |
| | Tennessee-AA | .232 | 29 | 95 | 9 | 22 | 6 | 0 | 0 | 7 | 1 | 1 | 0 | 8 | 19 | 0-0 | 1 | .288 | .295 |
| MINOR LEAGUE TOTALS | | .211 | 221 | 721 | 78 | 152 | 29 | 2 | 3 | 74 | 7 | 10 | 4 | 54 | 160 | 3-3 | 11 | .266 | .269 |

MOST REGULAR SEASON VICTORIES, MLB HISTORY

| Team | Wins |
|------------------------------------|--------|
| 1. New York/San Francisco Giants | 11,015 |
| 2. Chicago Cubs | 10,803 |
| 3. Brooklyn/Los Angeles Dodgers | 10,776 |
| 4. St. Louis Cardinals | 10,739 |
| 5. Boston/Milwaukee/Atlanta Braves | 10,510 |

MEDICAL/ATHLETIC TRAINING STAFF

Stephen Adams, M.D. **Team Physician**

Dr. Adams is in his 19th year as the Cubs' head team physician and medical director... his affiliation with the club began in 1996, and he is in his 23rd year with the organization.

- © Is a Professor of Medicine, Emergency Medicine, and Orthopedic Surgery at Northwestern University Feinberg School of Medicine and is Chief of the Division of Sports Medicine in the Department of Medicine ... is on the attending staff at Northwestern Memorial Hospital (NMH) and is the Medical Director of Emergency Management/Disaster Services of Northwestern Medicine at NMH.
- © Is past President of MLB's Team Physicians Association.
- © Served over a decade as the Chairman of MLB's Medical Advisory Committee.
- © Received two bachelor's degrees (B.A., B.S.) in Mathematics from the University of Dayton and was awarded his Doctorate in Medicine (M.D.) from The Ohio State University College of Medicine.
- © Completed his postgraduate medical education at Northwestern University Medical School, where he did a combined internship and residency in Internal Medicine and Emergency Medicine ... served as Chief Resident in Emergency Medicine.
- © Is Board Certified in Sports Medicine, Internal Medicine and Emergency Medicine.



Stephen Gryzlo, M.D. **Team Orthopaedist**

Dr. Gryzlo is in his 15th season as the team's orthopaedist ... is a professor of clinical orthopaedic surgery at Northwestern University.


- © Is a 1985 graduate of the Loyola University Stritch School of Medicine ... was a surgical intern and an orthopaedic resident at Northwestern University.
- © Completed a sports medicine fellowship at the Kerlan-Jobe Orthopaedic Clinic in Inglewood, Calif.
- © The Chicago native is a graduate of St. Patrick's High School on the northwest side ... graduated from Loyola University in 1981 with a bachelor's degree in biology.
- © Dr. Gryzlo and his wife, Estella Alonso, have three children: Grace, Andrew and Daniel.



Mark O'Neal **Director, Medical Administration**

Mark joined the Chicago Cubs in 2004 as Head Athletic Trainer and was promoted to his present role as Director of Medical Administration's in October of 2012.

- © Having spent his previous 15 seasons in the St. Louis Cardinals' organization, Mark joined the Cardinals major league staff in 1998 as the medical and rehabilitation coordinator and was promoted to assistant athletic trainer in 2003.
- © En route to the major leagues, Mark made stops in the Cardinals' farm system at Savannah (A), Arkansas (AA) and Louisville (AAA).
- © He is a Certified Member of NATA, a licensed athletic trainer in the states of Illinois, Arizona and Missouri, a member of the Missouri Board of Healing Arts and a member of the NSCA.
- © Mark had the honor of working the 2009 All-Star game in St. Louis.
- © In 2008 Mark joined Cubs' Assistant Athletic Trainer Ed Halbur in being named the 2008 Major League Athletic Training Staff of the Year, and in 2007 Mark was elected Secretary of the Professional Baseball Athletic Trainer's Society's Executive Board.
- © He was a keynote speaker on the Kinetic Chain Assessment at the 2003 NATA National Convention and a speaker at the 2016 NATA Symposium on Technological Advances in Professional Sports.
- © In December of 2013, Mark was unanimously elected by its membership to be President of PBATS ... was re-elected to President of PBATS in December of 2016.
 - In his first year in that position Mark reinvigorated tobacco education in baseball and established ProTep, the Professional Tobacco Education Program.
 - In addition, Mark solidified the ATC program, a program designed to involve young people with disabilities in mainstream baseball programs, and worked to expand the PBATS reach into areas outside of the game of baseball as he helped develop the Ability Transcends Challenges program (ATC) ... this program is designed to educate the American public about disability inclusion in sports and in the workplace.
- © Mark has also forged partnerships with the National Down Syndrome Society and the Ruderman Family Foundation; two of the largest disability advocacy groups in the world.
- © Mark also works with MLB and USA Baseball on instructions and injury prevention programs for young people ... he also serves on Major League Baseball's Medical Advisory Committee.
- © In 2017, he served as a member of the athletic training staff on the gold medal winning USA Baseball World Baseball Classic Championship team, alongside Cleveland Indians Director of Medical Operations, Lonnie Soloff.
- © A graduate of the University of Arkansas, he worked for the football and basketball teams while an undergraduate and graduate assistant. Mark has a private pilot's license and enjoys flying with his sons.
- © Mark and his wife, Stefanie, reside in Chicago, Ill., with their three children (Conner, Cade and Kyle).



PJ Mainville **Major League Athletic Trainer**

PJ is in his sixth season with the Cubs as the organization's major league athletic trainer... the 2018 season marks his 23rd year as an athletic trainer in professional baseball.

- Ⓒ Prior to joining the Cubs, he was the Arizona Diamondbacks major league assistant athletic trainer in 2011-12.
- Ⓒ Was Arizona's minor league medical coordinator for four seasons from 2007-10.
- Ⓒ From 1998-2006, was the head trainer in Baltimore's minor league system including Triple-A Ottawa (2004-06), Double-A Bowie (2001-03), Single-A Frederick (2000), Single-A Delmarva (1999) and Rookie-League Bluefield (1998).
- Ⓒ His career in professional baseball began as an undergraduate intern with the Baltimore Orioles in 1996 and 1997 while attending East Carolina University.
- Ⓒ A certified member of the NATA, he later earned his Masters of Science degree in Performance Enhancement from California University of Pennsylvania in 2005.
- Ⓒ A native of Warrenton, Va., he resides in the Chicago suburbs with his wife, Michele, and children Kylie, Caden, and Carter.



Nick Frangella **Assistant Athletic Trainer**

Nick is in his 15th season with the Cubs, and his first as assistant athletic trainer for the major league club ... had spent the previous four seasons as head minor league athletic training and performance coordinator.

- Ⓒ Was the athletic trainer for Triple-A Iowa from 2012-13 after holding the same role from 2008-11 at Double-A Tennessee.
- Ⓒ Named the Southern League Athletic Trainer of the Year in 2009.
- Ⓒ Prior to his time at Tennessee, handled athletic training duties at Single-A Peoria and Single-A Boise.
- Ⓒ Earned a Bachelor of Science degree from Illinois State University and a Masters Degree from California University of Pennsylvania.
- Ⓒ Nick and his wife, Becky, reside in Normal, Ill.



Matt Johnson **Assistant Athletic Trainer**

Matt is in his 17th season with the Cubs organization, and his seventh on the major league staff as an assistant athletic trainer ... he spent the previous 10 seasons as an athletic trainer in the Cubs minor league system.

- Ⓒ Was the athletic trainer at Triple-A Iowa from 2008-11, following stops at Rookie-League Mesa, Single-A Boise, Single-A Peoria, Double-A West Tenn and Double-A Tennessee.
 - ♦ Served as the athletic trainer for the Aguilas de Cibaenas in the Dominican Winter League in 2008.
- Ⓒ Is a Certified Athletic Trainer (NATA), a Certified Strength and Conditioning Specialist (NSCA), a Corrective Exercise Specialist and Performance Enhancement Specialist (NASM) and has a certification in Applied Functional Science (Gray Institute), and is ASTYM certified.
- Ⓒ Graduated from Ohio University with a bachelor of science degree in athletic training ... earned a master's degree from Boston University in applied anatomy and physiology.
- Ⓒ Born and raised in La Grange Park, Ill., Matt resides in Stow, Ohio, with his wife, Rachel, and kids Sam, Brian and Maggie.



CUBS ATHLETIC TRAINING STAFF REGISTER

Cubs Head Athletic Trainers (Since 1922): Andy Lotshaw (1922-1952) ... Al Sheuneman (1953-1972) ... Gary Nicholson (1973-1976) ... Tony Garafolo (1977-1986) ... John Fierro (1987-1996) ... David Tumbas (1997-2003) ... Dave Groeschner (2004) ... Mark O'Neal (2005-12) ... PJ Mainville (2013-present)

Cubs Assistant Athletic Trainers (Since 1972): Gary Nicholson (1972) ... Dave Cilladi (1986-1992) ... Brett Fischer (1993-1994) ... Brian McCann (1995-1997) ... Steve Melendez (1998-2000) ... Sandy Krum (2001-2004) ... Ed Halbur (2005-17) ... Matt Johnson (2012-present) ... Nick Frangella (2018)

Tim Buss Strength/Conditioning Coordinator

Tim joined the Cubs in 2001 as strength and conditioning coordinator ... this is his second stint in the organization.

- Ⓒ Worked in the Cubs minor league system in 1998-99 during both the spring and Instructional League camps ... also served as strength and conditioning coach at Triple-A Iowa during both campaigns.
- Ⓒ Spent the 2000 season working in the Los Angeles Dodgers organization as strength and conditioning coach at Single-A San Bernardino and with the Dodgers' Instructional League club.
- Ⓒ Received an associate's degree from Ellsworth Community College in Iowa Falls, Iowa, and a bachelor's degree in physical education from Iowa Wesleyan College.
- Ⓒ Is a member of the National Strength and Conditioning Association and the International Fitness Professionals Association.
- Ⓒ Raises Labrador Retrievers in the offseason in the hopes of entering the prestigious Westminster Dog Show.



Nate Whitney Physical Therapist

Nate is in his first season with the Cubs as the major league team's physical therapist, and brings with eight years experience in the physical therapy field.

- Ⓒ Prior to joining the Cubs, was with ATI from 2010-17, and was a clinic director for three years (2012-15) ... in 2016-17, he specialized working with overhead athletes.
- Ⓒ Has continuing education courses for Great Lakes Seminars for the last three years.
- Ⓒ Earned his Bachelor's Degree in exercise science from Illinois State University in 2005 ...earned his doctorate from the University of Illinois-Chicago in 2010.
- Ⓒ A former right-handed hitting outfielder, played in the Padres farm system in 2004 and played independent ball in 2005.
- Ⓒ Resides in Chicago ... his parents reside in Bloomington, Ind.



Laura Paluch Massage Therapist

Laura is in her third season as the major league massage therapist ... started her career in 2007.

- Ⓒ Prior to starting with the Cubs, she worked with various types of athletes, utilizing her knowledge in massage therapy, yoga certification and pilates certification.
- Ⓒ Previously worked with the Chicago Chiropractic and Sports Medicine in Northfield, Ill., while also maintaining her own massage private practice.
- Ⓒ Attended the massage therapy program at Everest College in North Aurora, Ill., in 2007.
- Ⓒ Has extensive experience and study in myofascial release, thai bodywork and deep tissue and trigger point release.



CUBS OWNERSHIP HISTORY

On August 21, 2009, the Ricketts family signed a definitive agreement with Tribune Company to acquire a 95 percent interest in the Chicago Cubs National League Baseball Club, Wrigley Field and Tribune Company's approximately 25 percent interest in Comcast SportsNet (CSN) in a transaction valued at \$845 million. A Ricketts family holding company has management control of the joint venture as its 95 percent owner. Tribune retains a five-percent ownership interest. In February 2015, the Ricketts family sold a minority non-voting interest in its family holding company to investors.

On October 6, 2009, Major League Baseball owners unanimously approved the transaction by a vote of 29-0.

When the transaction closed October 27, 2009, the Ricketts family became only the eighth owner of the Chicago Cubs since the franchise's inception 133 years prior in 1876 when William A. Hulbert began as the club's first owner. Prior to the Ricketts family, the Cubs had only two owners in the last 90 years, including 62 years of family ownership starting in 1919 when William Wrigley, Jr. purchased the franchise. In 1932, Philip K. Wrigley took control upon his father's death. In 1977, William Wrigley took over the club following the passing of his father, Philip, before selling to the Tribune Company four years later in 1981.

Below is a complete list of Chicago Cubs owners prior to the Ricketts family:

Year Owner

- 1876William A. Hulbert ... owned the Chicago White Stockings and became one of eight charter members of the National League
- 1882Albert Spalding and John Walsh ... Spalding – the former player, sporting goods tycoon and team president – and Walsh took over after the death of William A. Hulbert
- 1905Charles Murphy ... Murphy's \$125,000 purchase price was financed by Cincinnati Times-Star owner Charles Taft
- 1914Charles Taft ... Taft bought the Cubs from Charles Murphy
- 1916Charles Weeghman ... a team owner in the defunct Federal League, Weeghman and nine others purchased the Cubs from Taft and moved the club to Weeghman Park at the corner of Clark and Addison
- 1919Wrigley family ... William Wrigley Jr. purchased control of the team from Weeghman and renamed Weeghman Park to Cubs Park. In 1926, the ballpark's name was changed to Wrigley Field. Philip K. Wrigley took over in 1932 and William Wrigley took control in 1977.
- 1981The Tribune Company ... the Tribune's purchase of the Cubs and the Friendly Confines from the Wrigley family ended the longest continuous operation of a franchise by the same family in one city.

CLUB OPERATIONS

Vijay Tekchandani **Director, Team Travel and Clubhouse Operations**

Vijay is in his 13th year with the Cubs, and was promoted to director, team travel and clubhouse operations in February of 2018 ... named the team's traveling secretary prior to the 2013 season.

- © His primary responsibilities include organizing all aspects of the team's travel throughout the year, and overseeing clubhouse operations.
- © Named the recipient of the sixth annual Wahoff Award for the 2017 Traveling Secretary of the Year.
- © Was named the Ron Santo Award winner following the 2016 season ... the annual award is given to the Cubs associate who best demonstrates the spirit of Ron Santo and positively impacts the performance of the Cubs organization.
- © Prior to his travel secretary duties, was the coordinator of community affairs and special projects.
- © Joined the Cubs in December of 2005 as the Community Affairs intern.
- © Graduated from the University of Illinois at Chicago in 2005 with a degree in Marketing and Management.
- © Born and raised in the suburbs of Chicago, he graduated from Bartlett (Ill.) High School in 2001.



Tom "Otis" Hellmann **Home Clubhouse Manager**

Tom is in his 36th season with the Cubs, and his 19th as the team's home clubhouse manager ... prior to his work on the home side of the park, he spent 17 years as the visiting clubhouse manager.

- © Tom was selected to accompany the Major League Baseball All-Star squad that traveled to Japan following the 2004 season ... in 2016, he was named the Clubhouse Manager of the Year.
- © Before arriving in Chicago in 1983, he worked for the Cincinnati Reds as the assistant clubhouse manager for nine seasons.
- © Tom and his wife, Mary, have three children: Lena, Hanna and Theo.



Michael Burkhart **Visiting Clubhouse Manager**

Michael returns for his 15th season as the Cubs visiting clubhouse manager in 2017.

- © Prior to his time at Wrigley Field, he spent the previous 18 seasons as the organization's minor league equipment manager, including an eight-year stint in Mesa, Ariz.
- © Michael is married to Felecia.



Danny Mueller **Home Clubhouse Assistant**

Danny was promoted to home clubhouse assistant in December of 2017 following 10 years as a member of the home clubhouse staff ... joined the team as bat boy in 2008, a responsibility he handled through the 2013 season.

- © Graduated from DePaul University in 2014 with a Bachelor of Arts in Sociology ... graduated from Notre Dame College Prep in Niles, Ill., in 2010.
- © Danny resides in Lakeview.



■ THE FRIENDLY CONFINES OF WRIGLEY FIELD

Entering the 2018 campaign, there have been 13,239 home runs hit at Wrigley Field – 6,680 by the Cubs, 6,477 by their opponents and 82 by Federal League clubs (1914-1915).

The ballpark's single-season homer high is 233, recorded in 2004 (137 by the Cubs). The Cubs top Wrigley Field homer total is 137, also in 2004. Opponents hit 125 long balls at Wrigley Field in 2006, their most of any season.

5 ALBERT ALMORA JR. OF

BATS: RIGHT THROWS: RIGHT HEIGHT: 6'2" WEIGHT: 200 MLS: 1-73



FULL NAME: Reinaldo Albert Almora Jr.
AGE: 23, turns 24 on April 16
CONTRACT STATUS: Signed thru 2018
SIGNED BY: John Koronka
HOW ACQUIRED: Selected in first round (sixth overall) of 2012 draft

BORN: 4/16/94 in Hialeah, FL
RESIDES: Hialeah, FL
FAMILY: Married — Krystal ... Child — Ayden



FACTS AND INFORMATION

Albert, the Cubs first round selection (sixth overall) in the 2012 draft, has appeared in 179 games in his first two major league seasons, batting a combined .292 with 11 homers and posting a .996 fielding percentage.

- Ⓢ Has hit .320 (49-for-153) vs. southpaws and .275 (71-for-258) against righties.
- Ⓢ Has batted .290 (471-for-1,622) with 100 doubles, 16 triples, 24 home runs and 191 RBI in 405 career minor league games.
- Ⓢ Named by *Baseball America* as the organization's third-best prospect entering the 2017 season ... was the sixth-best prospect heading into 2016, the seventh-best prospect heading into 2015, the fourth-best prospect heading into 2014 and the second-best prospect heading into 2013.
- Ⓢ Ranked by *Baseball America* as the best defensive player, the second-best pure hitter and the hitter with the third-best strike zone judgment among high school-eligible players heading into the 2012 draft.
- Ⓢ Named USA Baseball's 2011 Athlete of the Year after helping the 18-and-Under squad go 9-0 to capture the gold medal at the Pan-Am Games.
- Ⓢ Participated in the second-annual Cubs Rookie Development Program in January of 2014.
- Ⓢ Graduated from Mater Academy Charter High School in Hialeah Gardens, Fla.

CAREER HIGHS

MOST HITS

3 (5x) — last, 9/16/17 vs. STL

MOST RBI

6 — 9/13/17 vs. NYM

MOST RUNS

2 (6x) — last, 9/13/17 vs. NYM

MOST WALKS

3 — 6/26/17 @ WSH

MOST DOUBLES

2 — 9/16/17 vs. STL

LONGEST HITTING STREAK

6 G (2x) — last, 7/4-18/17

MAJOR LEAGUE REVIEW

2017

Albert batted .298 (89-for-299) in his first full season with the Cubs ... excelled against lefties, batting .342 (38-for-111) with a .411 OBP.

- Ⓢ Closed the season strong, batting .343 (47-for-137) with five homers, 31 RBI and a .873 OPS in 64 games beginning July 4.
- Ⓢ Made 65 starts in center field ... the Cubs were 38-27 in those games ... posted a .994 fielding percentage, making just one error in 166 chances.
- Ⓢ Was one of five position players to spend the entire season on the Cubs active roster.
- Ⓢ Batted .380 (27-for-71) coming off the bench, including a .341 mark (14-for-41) as a pinch-hitter ... his .341 average as a pinch-hitter ranked fourth in the National League ... was one of nine N.L. hitters with at least 10 pinch-hit RBI, yet was the only player to do so without a pinch-hit homer.
- Ⓢ Entered as a substitute in the seventh inning, September 13 vs. the Mets, and recorded a career-high six RBI, going 2-for-2 with a homer and a triple.
 - Became the first Cub to come off the bench and drive in at least six RBI with seven total bases ... in fact, the only other Cub to drive in six runs off the bench is Mandy Brooks, who did so on August 25, 1925 at Philadelphia.
- Ⓢ Three times matched his career high with three hits, last done September 16 vs. the Cardinals.
- Ⓢ Batted .327 (18-for-55) with 11 RBI in 24 August games, one of three qualifying Cubs batters to hit over .300 in the month.
- Ⓢ Hit .347 (17-for-49) with four doubles, a triple, three homers and 15 RBI in 25 September/October games ... his .347 average ranked 10th in the N.L. in the season's final month ... batted .433 (13-for-30) with 11 RBI in his last 16 games.
- Ⓢ Committed his first-career error, July 28 ... snapped a career-opening streak of 102-straight games in the field without a miscue.
- Ⓢ Posted a career-high tying six-game hitting streak, July 4-18 (.471/8-for-17).
- Ⓢ Drew a career-best three walks, June 26 at the Nationals.
- Ⓢ April 4 in St. Louis, making his first start of the season in center field, robbed Matt Adams of a home run to preserve a 2-1 lead in the seventh inning.
- Ⓢ Batted .227 (5-for-22) in nine postseason games ... hit a game-tying RBI single in the seventh inning of NLDS Game Three to help lead the Cubs to a 2-1 triumph ... hit a two-run homer off Clayton Kershaw in NLCS Game One, his first-career postseason homer.

2016

Albert had two stints with the Cubs, his first major league action ... batted .277 (31-for-112) with nine doubles, three homers and 14 RBI in 47 games ... was with the club from June 7-July 22 and from September 6 through the end of the season.

- Ⓢ Began the season with Triple-A Iowa, his first time at the Triple-A level ... batted .318 (68-for-214) with 12 doubles, three triples and three home runs in 55 games before being selected by the Cubs, June 7.
- Ⓢ Made his major league debut, June 7 at Philadelphia, and collected his first hit the following afternoon, going 1-for-4 with a run scored and RBI ... hit .429 (9-for-21) with four doubles and five RBI in his first nine games, including a 3-for-4 effort, June 17 vs. Pittsburgh.
- Ⓢ Recorded his first major league homer, June 29 at Cincinnati, in the Cubs 9-2 triumph.
- Ⓢ Was optioned back to Iowa, July 22, where he spent the remainder of the minor league season.
- Ⓢ Was recalled, September 6, and finished the season in Chicago, batting .310 (9-for-29) in 13 games.
- Ⓢ Batted .227 (5-for-22) with a .379 OBP in 28 road games compared to a .184 average (9-for-49) with a .216 OBP in 19 games at Wrigley Field.
- Ⓢ Appeared in nine playoff games, primarily as a defensive replacement ... started Game Six of the NLCS ... overall, went hitless in 10 at-bats, but did score the game-winning run of Game Seven of the World Series after entering as a pinch-runner.

MINOR LEAGUE REVIEW

- © In **2016**, he finished his Triple-A campaign with a .303 average (97-for-320) and a career-high 10 steals in 80 games ... was placed on the seven-day minor league disabled list, August 14 (retroactive to August 11), with a left thumb injury ... was activated, August 27.
- © In **2015**, he spent the entire campaign with Tennessee, batting .272 (110-for-405) with 26 doubles, four triples, six homers and 46 RBI in 106 games ... named the Cubs Minor League Player of the Month for August after batting .352 in 31 games ... competed in the Pan American Games from July 10-19 in Ajax, Ontario.
- © In **2014**, he split the season between Single-A Daytona and Double-A Tennessee ... set career-highs in doubles (27), homers (nine) and RBI (60) ... hit for the cycle July 14 vs. Jupiter with Daytona ... reached the Double-A level for the first time in his career.

- © In **2013**, he spent the campaign with Single-A Kane County and batted .329 (82-for-249) with 17 doubles, four triples, three home runs and 23 RBI despite two trips to the minor league disabled list ... named MWL Player of the Week for May 20-26 ... missed time from April 4-May 22 with a hamate bone fracture in his left hand and from August 5-September 3 with a right groin strain ... played in the Arizona Fall League and was named to the Fall Stars Team for the West Division.
- © In **2012**, he batted .321 (45-for-140) with 12 doubles, one triple, two homers and 19 RBI in 33 games between Rookie League Mesa and Single-A Boise in his first pro action.

CAREER STATISTICS

| YEAR | TEAM | AVG | G | AB | R | H | 2B | 3B | HR | RBI | SH | SF | HP | BB | SO | SB-CS | E | OBP | SLG |
|------|----------------------------|-------------|------------|-------------|------------|------------|------------|-----------|-----------|------------|----------|-----------|-----------|-----------|------------|--------------|-----------|-------------|-------------|
| 2012 | Mesa-R | .347 | 18 | 75 | 18 | 26 | 5 | 1 | 1 | 13 | 0 | 2 | 1 | 2 | 8 | 5-1 | 1 | .363 | .480 |
| | Boise-A | .292 | 15 | 65 | 9 | 19 | 7 | 0 | 1 | 6 | 0 | 0 | 0 | 0 | 5 | 0-1 | 0 | .292 | .446 |
| 2013 | Kane County-A | .329 | 61 | 249 | 39 | 82 | 17 | 4 | 3 | 23 | 1 | 2 | 3 | 17 | 30 | 4-4 | 1 | .376 | .466 |
| 2014 | Daytona-A | .283 | 89 | 367 | 55 | 104 | 20 | 2 | 7 | 50 | 0 | 4 | 2 | 12 | 46 | 6-3 | 1 | .306 | .406 |
| | Tennessee-AA | .234 | 36 | 141 | 20 | 33 | 7 | 2 | 2 | 10 | 0 | 0 | 1 | 2 | 23 | 0-1 | 1 | .250 | .355 |
| 2015 | Tennessee-AA | .272 | 106 | 405 | 69 | 110 | 26 | 4 | 6 | 46 | 4 | 6 | 4 | 32 | 47 | 8-4 | 6 | .327 | .400 |
| 2016 | Iowa-AAA | .303 | 80 | 320 | 46 | 97 | 18 | 3 | 4 | 43 | 2 | 5 | 0 | 9 | 44 | 10-3 | 4 | .317 | .416 |
| | CUBS | .277 | 47 | 112 | 14 | 31 | 9 | 1 | 3 | 14 | 0 | 0 | 0 | 5 | 20 | 0-0 | 0 | .308 | .455 |
| 2017 | CUBS | .298 | 132 | 299 | 39 | 89 | 18 | 1 | 8 | 46 | 3 | 2 | 0 | 19 | 53 | 1-0 | 1 | .338 | .445 |
| | MAJOR LEAGUE TOTALS | .292 | 179 | 411 | 53 | 120 | 27 | 2 | 11 | 60 | 3 | 2 | 0 | 24 | 73 | 1-0 | 1 | .330 | .448 |
| | MINOR LEAGUE TOTALS | .290 | 405 | 1622 | 256 | 471 | 100 | 16 | 24 | 191 | 7 | 19 | 11 | 74 | 203 | 33-17 | 14 | .322 | .416 |

| PCT | G | PO | A | E | TC | DP | 2017/CAREER | PCT | G | PO | A | E | TC | DP |
|-------------|------------|----------|----------|------------|----------|--------------------|--------------|------------|----------|----------|------------|----------|-----|----|
| --- | 1 | 0 | 0 | 0 | 0 | 0 | Left Field | 1.000 | 9 | 9 | 1 | 0 | 10 | 2 |
| .994 | 104 | 161 | 4 | 1 | 166 | 0 | Center Field | .996 | 137 | 221 | 4 | 1 | 226 | 0 |
| --- | 1 | 0 | 0 | 0 | 0 | 0 | Right Field | 1.000 | 3 | 5 | 0 | 0 | 5 | 0 |
| .994 | 161 | 4 | 1 | 166 | 0 | M.L. TOTALS | .996 | 235 | 5 | 1 | 241 | 2 | | |

DIVISION SERIES STATISTICS

| YEAR | TEAM/OPP | AVG | G | AB | R | H | 2B | 3B | HR | RBI | SH | SF | HP | BB | SO | SB-CS | E | OBP | SLG |
|------|-------------------------------|-------------|----------|----------|----------|----------|----------|----------|----------|----------|----------|----------|----------|----------|----------|------------|----------|-------------|-------------|
| 2016 | CHI vs. SF | .000 | 2 | 3 | 0 | 0 | 0 | 0 | 0 | 0 | 0 | 0 | 0 | 0 | 1 | 0-0 | 0 | .000 | .000 |
| 2017 | CHI vs. WSH | .333 | 4 | 6 | 0 | 2 | 0 | 0 | 0 | 1 | 0 | 0 | 0 | 1 | 0 | 0-0 | 0 | .429 | .333 |
| | DIVISION SERIES TOTALS | .222 | 6 | 9 | 0 | 2 | 0 | 0 | 0 | 1 | 0 | 0 | 0 | 1 | 1 | 0-0 | 0 | .300 | .222 |

LEAGUE CHAMPIONSHIP SERIES STATISTICS

| YEAR | TEAM/OPP | AVG | G | AB | R | H | 2B | 3B | HR | RBI | SH | SF | HP | BB | SO | SB-CS | E | OBP | SLG |
|------|-------------------|-------------|----------|-----------|----------|----------|----------|----------|----------|----------|----------|----------|----------|----------|----------|------------|----------|-------------|-------------|
| 2016 | CHI vs. LAD | .000 | 4 | 6 | 0 | 0 | 0 | 0 | 0 | 0 | 1 | 0 | 0 | 0 | 1 | 0-0 | 0 | .000 | .000 |
| 2017 | CHI vs. LAD | .188 | 5 | 16 | 1 | 3 | 1 | 0 | 1 | 2 | 0 | 0 | 0 | 0 | 3 | 0-0 | 0 | .188 | .438 |
| | LCS TOTALS | .136 | 9 | 22 | 1 | 3 | 1 | 0 | 1 | 2 | 1 | 0 | 0 | 0 | 4 | 0-0 | 0 | .136 | .318 |

WORLD SERIES STATISTICS

| YEAR | TEAM/OPP | AVG | G | AB | R | H | 2B | 3B | HR | RBI | SH | SF | HP | BB | SO | SB-CS | E | OBP | SLG |
|------|-------------|------|---|----|---|---|----|----|----|-----|----|----|----|----|----|-------|---|------|------|
| 2016 | CHI vs. CLE | .000 | 3 | 1 | 1 | 0 | 0 | 0 | 0 | 0 | 0 | 0 | 0 | 0 | 0 | 0-0 | 0 | .000 | .000 |

CAREER TRANSACTIONS

2012: Selected by Cubs in the first round (sixth overall) of draft (scout: John Koronka)



FULL NAME: Dario Rafael (Espinal) Alvarez
OPENING DAY AGE: 29
CONTRACT STATUS: Signed thru 2018
SIGNED BY: Sal Agostinelli & Wil Tejada (Philadelphia)
HOW ACQUIRED: Signed a one-year major league contract 11/29/17

BORN: 1/17/89 in Santiago, D.R.
RESIDES: Santiago, D.R.
FAMILY: Married — Natividad ...
 Children — Snafe & Snarling



FACTS AND INFORMATION

Dario signed a one-year major league deal with Chicago in November of 2017 ... is 6-1 with six holds and a 5.06 ERA (27 ER/48.0 IP) in 56 major league relief outings between the Mets (2014-15), Braves (2016) and Rangers (2016-17) ... has struck out 61 batters in 48.0 innings, good for an average of 11.4 strikeouts per 9.0 innings.

- Ⓢ Owns a 27-17 career record with two complete games, one shutout, five saves and a 2.92 ERA (131 ER/404.1 IP) in 181 career minor league games, including 45 starts ... has pitched predominantly in relief since 2014.
- Ⓢ Signed by Philadelphia at the age of 18 in 2007, he spent three years (2007-09) in the Phillies system before pitching in Japan, Venezuela and Panama from 2010-12.
- Ⓢ Rejoined affiliated ball by signing a minor league contract with the Mets in January of 2013 ... saw his first major league action in 2014.
- Ⓢ Graduated from Liceo Herminia Perez High School.

2017

Dario made 20 relief appearances for the Rangers across three stints (Opening Day-May 6, May 8-June 8 and June 16-July 2) ... was on the 10-day D.L., May 26-June 6, with a strained left elbow.

- Ⓢ Went 2-0 with a 2.76 ERA (5 ER/16.1 IP) and three holds in 20 relief appearances for the Rangers ... held opponent scoreless in 16 of his 20 outings.
- Ⓢ Recorded a career-high 7.0 consecutive scoreless innings spanning seven outings, April 14-May 4.
- Ⓢ Pitched to a 1.50 ERA (1 ER/6.0 IP) in his final eight games with the Rangers from May 25-June 28.
- Ⓢ With Triple-A Round Rock, was 2-0 with a 2.33 ERA (7 ER/27.0 IP) in 18 games, including one start ... walked 10 and struck out 36.
- Ⓢ Pitched for Toros del Este in the Dominican Winter League ... made 14 appearances (10.0 IP) and pitched to a 3.60 ERA.

2016

Appeared in a career-high 26 games between the Braves and Rangers, going 3-1 with a 5.06 ERA (15 ER/26.2 IP) and 41 strikeouts ... his 13.84 strikeouts per 9.0 innings were eighth-highest among big league hurlers with at least 25.0 IP.

- Ⓢ Opened the season with Triple-A Las Vegas in the Mets chain, and went 0-1 with a 9.98 ERA (17 ER/15.1 IP) in 17 outings before he was designated for assignment, May 23 ... claimed off waivers by Atlanta, May 25.
- Ⓢ Pitched in eight games for Triple-A Gwinnett, May 28-June 11, before he was promoted to Atlanta.
- Ⓢ In 16 games with the Braves, was 3-1 with a 3.00 ERA (5 ER/15.0 IP) with a 1.067 WHIP, .200 opponent batting average, 28 strikeouts and five walks.
- Ⓢ Acquired by Texas, along with pitcher Lucas Harrell, for infielder Travis Demeritte, July 27.
- Ⓢ Pitched in two games for the Rangers before he was optioned to Triple-A Round Rock ... returned to Texas, August 26, for the remainder of the season ... had a 7.20 ERA (8 ER/10.0 IP) in his final eight outings for the Rangers.
- Ⓢ Went 2-3 with an 8.31 ERA (8 ER/8.2 IP) in 21 relief appearances with Este in the Dominican Winter League ... faced one batter in 12 of 21 games.

2015

Dario saw action as a September call-up for the Mets for the second-straight season, allowing five runs in six games, spanning 3.2 innings ... had two stints with the Mets: August 22-23 and September 4 through the end of the season.

- Ⓢ Made his Mets season debut and earned his first career win, September 7 against the Nationals, when he struck out Bryce Harper, his lone batter faced.
- Ⓢ Left the game, September 15 vs. the Marlins, with a left groin strain ... would return to action, September 30 at the Phillies.
- Ⓢ Was 3-2 with a 3.00 ERA (14 ER/42.0 IP) in 48 games combined between Triple-A Las Vegas and Double-A Binghamton ... recorded 62 strikeouts and held lefties to a .125 average (9-for-72).
- Ⓢ Pitched for the Águilas and Toros in the Dominican Winter League after the season.

2014

Started the year at the Single-A level, and had his contract selected from Double-A Binghamton, September 1 ... made his big league debut with the Mets, September 3 at Miami ... all told, made four relief appearances for New York and recorded a 13.50 ERA (2 ER/1.1 IP) with one hold.

- Ⓢ Joined infielder Dilson Herrera as the second Mets player that season to go from Single-A to the majors in the same campaign.
- Ⓢ Was the co-winner of the Sterling Award at Single-A Savannah of the South Atlantic League ... the award is emblematic of the team's MVP.
- Ⓢ Named to the midseason SAL All-Star team.
- Ⓢ Went 10-1 with a 1.10 ERA (9 ER/73.1 IP) in 29 games, six starts, between Savannah, Single-A St. Lucie and Binghamton ... had 114 strikeouts against 17 walks, easily the fewest innings (73.1) of any full season minor league pitcher with more than 100 strikeouts.
- Ⓢ Made six appearances (7 ER/9.1 IP) for Scottsdale in the Arizona Fall League after the season.

2013

Signed by the Mets as a minor league free agent, January 15, and assigned to Single-A Brooklyn ... made 12 starts for the Cyclones in his return to affiliated baseball, going 2-4 with a 3.10 ERA (20 ER/58.0 IP).

CAREER HIGHS

- MOST STRIKEOUTS**
6 – 9/5/16 @ SEA
- LONGEST RELIEF APPEARANCE**
2.1 IP – 9/5/16 @ SEA
- MOST HITS ALLOWED**
4 (3x) – last, 6/28/17 @ CLE
- MOST RUNS ALLOWED**
3 (3x) – last, 5/6/17 @ SEA
- MOST WALKS ALLOWED**
2 (3x) – last, 6/18/17 vs. SEA
- LONGEST WINNING STREAK**
4 G – 6/30/16-current
- CONSECUTIVE SCORELESS IP**
7.0 IP – 4/14-5/4/17

2012

Pitched in the Venezuela Winter League with Caribes.

2011

Spent his second season with Industriales de Herrera in Panama.

2010

Pitched for Industriales de Herrera in Panama ... also spent a portion of the year with an affiliate of the Softbank Hawks of NPB's Pacific League in Japan.

2009

Made 14 appearances with the Dominican Summer League Phillies, going 3-4 with a 2.59 ERA (24 ER/83.1 IP) in 14 games, 13 starts ... had two complete games, including one shutout.

2008

Was 4-2 with two saves and a 3.23 ERA (19 ER/53.0 IP) in 18 games, including five starts, for the Dominican Summer League Phillies.

2007

In his first season in pro ball, was 1-3 with a 4.46 ERA (18 ER/36.1 IP) in 11 games, eight starts, for the Dominican Summer League Phillies.

CAREER STATISTICS

| YEAR | TEAM | W-L | ERA | G | GS | CG | SHO | SV | IP | H | R | ER | HR | HB | BB | SO | WP | BK |
|------|-------------------------------|--------------|--------------|------------|-----------|----------|----------|----------|--------------|------------|------------|------------|-----------|-----------|------------|------------|-----------|----------|
| 2007 | DSL Phillies-R | 1-3 | 4.46 | 11 | 8 | 0 | 0 | 0 | 36.1 | 22 | 21 | 18 | 0 | 1 | 29 | 50 | 5 | 1 |
| 2008 | DSL Phillies-R | 4-2 | 3.23 | 18 | 5 | 0 | 0 | 2 | 53.0 | 44 | 21 | 19 | 1 | 0 | 24 | 51 | 8 | 0 |
| 2009 | DSL Phillies-R | 3-4 | 2.59 | 14 | 13 | 2 | 1 | 0 | 83.1 | 80 | 34 | 24 | 0 | 1 | 20 | 79 | 11 | 0 |
| 2013 | Brooklyn-A | 2-4 | 3.10 | 12 | 12 | 0 | 0 | 0 | 58.0 | 48 | 27 | 20 | 1 | 7 | 26 | 57 | 9 | 0 |
| 2014 | Savannah-A | 7-1 | 1.32 | 20 | 6 | 0 | 0 | 1 | 61.1 | 43 | 12 | 9 | 2 | 2 | 14 | 95 | 6 | 2 |
| | St. Lucie-A | 2-0 | 0.00 | 4 | 0 | 0 | 0 | 0 | 6.1 | 1 | 0 | 0 | 0 | 0 | 3 | 10 | 2 | 0 |
| | Binghamton-AA | 1-0 | 0.00 | 5 | 0 | 0 | 0 | 1 | 5.2 | 4 | 0 | 0 | 0 | 1 | 0 | 9 | 1 | 0 |
| | New York (N.L.) | 0-0 | 13.50 | 4 | 0 | 0 | 0 | 0 | 1.1 | 4 | 2 | 2 | 1 | 0 | 0 | 1 | 0 | 0 |
| 2015 | Binghamton-AA | 1-1 | 3.19 | 32 | 0 | 0 | 0 | 0 | 31.0 | 21 | 14 | 11 | 2 | 3 | 16 | 43 | 2 | 0 |
| | Las Vegas-AAA | 2-1 | 2.45 | 16 | 0 | 0 | 0 | 0 | 11.0 | 6 | 3 | 3 | 0 | 3 | 5 | 19 | 0 | 0 |
| | New York (N.L.) | 1-0 | 12.27 | 6 | 0 | 0 | 0 | 0 | 3.2 | 5 | 5 | 5 | 2 | 2 | 1 | 2 | 0 | 1 |
| 2016 | Las Vegas-AAA | 0-1 | 9.98 | 17 | 0 | 0 | 0 | 0 | 15.1 | 22 | 19 | 17 | 3 | 1 | 10 | 27 | 0 | 0 |
| | Gwinnett-AAA | 0-0 | 1.13 | 8 | 0 | 0 | 0 | 0 | 8.0 | 4 | 1 | 1 | 0 | 1 | 4 | 14 | 1 | 0 |
| | Atlanta | 3-1 | 3.00 | 16 | 0 | 0 | 0 | 0 | 15.0 | 11 | 5 | 5 | 3 | 1 | 5 | 28 | 4 | 0 |
| | Texas | 0-0 | 7.71 | 10 | 0 | 0 | 0 | 0 | 11.2 | 17 | 11 | 10 | 3 | 2 | 2 | 13 | 1 | 0 |
| | Round Rock-AAA | 2-0 | 2.25 | 6 | 0 | 0 | 0 | 1 | 8.0 | 8 | 3 | 2 | 1 | 0 | 3 | 10 | 1 | 0 |
| 2017 | Texas | 2-0 | 2.76 | 20 | 0 | 0 | 0 | 0 | 16.1 | 19 | 8 | 5 | 1 | 1 | 14 | 17 | 2 | 1 |
| | Round Rock-AAA | 2-0 | 2.33 | 18 | 1 | 0 | 0 | 0 | 27.0 | 24 | 7 | 7 | 3 | 4 | 10 | 36 | 3 | 0 |
| | MAJOR LEAGUE TOTALS | 6-1 | 5.06 | 56 | 0 | 0 | 0 | 0 | 48.0 | 56 | 31 | 27 | 10 | 6 | 22 | 61 | 7 | 2 |
| | AMERICAN LEAGUE TOTALS | 2-0 | 4.82 | 30 | 0 | 0 | 0 | 0 | 28.0 | 36 | 19 | 15 | 4 | 3 | 16 | 30 | 3 | 1 |
| | NATIONAL LEAGUE TOTALS | 4-1 | 5.40 | 26 | 0 | 0 | 0 | 0 | 20.0 | 20 | 12 | 12 | 6 | 3 | 6 | 31 | 4 | 1 |
| | MINOR LEAGUE TOTALS | 27-17 | 2.92 | 181 | 45 | 2 | 1 | 5 | 404.1 | 327 | 162 | 131 | 13 | 24 | 164 | 500 | 49 | 3 |

#Includes Injury Rehabilitation Assignment

SV/OPP: 2017 – 0/0 ... Career – 0/1 ... HOLDS: 2017 – 3 ... Career – 6 ... IR/IRS: 2017 – 24/13 ... Career – 47/17

| YEAR | AVG | AB | R | H | 2B | 3B | HR | RBI | SH | SF | HP | BB | SO | SB | CS | PCT | G | PO | A | E | TC | DP |
|--------------------|-------------|----------|----------|----------|----------|----------|----------|----------|----------|----------|----------|----------|----------|----------|----------|--------------|-----------|----------|----------|----------|----------|----------|
| 2017 | .000 | 0 | 0 | 0 | 0 | 0 | 0 | 0 | 0 | 0 | 0 | 0 | 0 | 0 | 0 | 1.000 | 20 | 0 | 1 | 0 | 1 | 0 |
| M.L. TOTALS | .000 | 0 | 0 | 0 | 0 | 0 | 0 | 0 | 0 | 0 | 0 | 0 | 0 | 0 | 0 | 1.000 | 56 | 0 | 3 | 0 | 3 | 0 |

CAREER TRANSACTIONS

2007: Signed by Philadelphia as a non-drafted free agent 1/8 (scouts: Sal Agostinelli & Wil Tejada)

2009: Released by Philadelphia 8/18

2013: Signed a minor league contract with New York (N.L.) 1/15

2016: Claimed off waivers by Atlanta 5/25

2016: Acquired by Texas with RHP Lucas Harrell 7/27 for INF Travis Demeritte

2017: On disabled list 5/26-6/6 ... strained left elbow

2017: Declared a minor league free agent 11/6

2017: Signed a one-year major league contract with Cubs 11/29

TRIPLE PLAYS: LAST TIME IT HAPPENED

The Cubs have been involved in 77 triple plays since 1876, turning 40 and hitting into 37. The Cubs have hit into the last four triple plays they've been involved in (most recently September 14, 2014 at Pittsburgh – Matt Szczur hit into 5-4-3 triple play).

On May 10, 1997, in San Francisco, the Cubs turned their last triple play. The Giants' Stan Javier faced Amaury Telemaco in the fifth inning with Kirk Rueter on second base and Darryl Hamilton on first. Javier hit a fly ball to short center field, with second base umpire Bob Davidson invoking the infield fly rule. The ball dropped in, and both baserunners were thrown out attempting to advance (center fielder Brian McRae to third baseman Jose Hernandez to second baseman Ryne Sandberg).

The last triple play turned at Wrigley Field was by San Francisco on May 8, 1998 (first baseman Charlie Hayes to shortstop Rich Aurilia). The last time the Cubs turned a triple play at The Friendly Confines occurred June 2, 1983, vs. Pittsburgh – when Pirates pitcher Rick Rhoden hit into an around-the-horn triple killing (third baseman Ron Cey to second baseman Ryne Sandberg to first baseman Bill Buckner).

On May 30, 1927, shortstop Jimmy Cooney turned the only unassisted triple play in Cubs history. In the fourth inning of the Cubs' game in Pittsburgh, Cooney caught Paul Wane's line drive, stepped on second base to retire Lloyd Wane, then tagged Clyde Barnhart off first.

73 ADBERT ALZOLAY RHP

BATS: RIGHT THROWS: RIGHT HEIGHT: 6'1" WEIGHT: 175 MLS: 0



FULL NAME: Adbert Marcelo Alzolay
 OPENING DAY AGE: 23
 CONTRACT STATUS: Signed thru 2018
 SIGNED BY: Hector Ortega & Julio Figueroa
 HOW ACQUIRED: Signed as a non-drafted free agent 12/6/12

BORN: 3/1/95 in San Felix, Venezuela
 RESIDES: San Felix, Venezuela



FACTS AND INFORMATION

Named by *Baseball America* as the Cubs top pitching prospect, Adbert was added to the 40-man roster November 20, 2017 ... enters his sixth season in the Cubs organization since signing with the club as a non-drafted free agent in December of 2012.

- Ⓢ Ranked as the second-best prospect in the Cubs organization entering 2018 by *Baseball America*.
- Ⓢ Has been named a minor league mid-season All-Star in each of the last two seasons ... was an All-Star with South Bend in the Midwest League in 2016 and with Myrtle Beach in the Carolina League last year ... was the starting pitcher in the 2017 Carolina League All-Star game.
- Ⓢ Has gone 29-18 with a 3.30 ERA (140 ER/382.0 IP) in 81 minor league contests, including 60 starts ... reached the Double-A level for the first time in 2017, making seven starts and posting a 3.03 ERA (11 ER/32.2 IP).
- Ⓢ A native of Venezuela, he made his pro debut in 2013 with the Venezuelan Cubs rookie league team.

YEAR-BY-YEAR REVIEW

2017

Adbert went a combined 7-4 with a 2.99 ERA (38 ER/114.1 IP) in 22 starts between Single-A Myrtle Beach and Double-A Tennessee ... his promotion to Tennessee on July 6 marked his first time at the Double-A level.

- Ⓢ Began the season with Myrtle Beach and went 7-1 with a 2.98 ERA (27 ER/81.2 IP) in 15 starts, including a 7.0-inning complete game shutout, May 10 at Winston-Salem ... he struck out 78 batters while walking 22 on the season.
- Ⓢ Named to the Carolina League All-Star team, and was the starting pitcher for the South team (1.0 IP, 2 ER).
- Ⓢ Promoted to Tennessee, July 6, and made seven starts with the Smokies ... went 0-3 with a 3.03 ERA (11 ER/32.2 IP) ... allowed three or fewer earned runs in all seven starts.
- Ⓢ Was on the seven-day D.L. and missed the last three weeks of the season with a right forearm strain.

2016

Spent the entire season with Single-A South Bend, pitching a career-high 120.1 innings and earning Midwest League mid-season All-Star honors.

- Ⓢ Went 9-4 with a 4.34 ERA (58 ER/120.1 IP) in 22 games, including 20 starts ... tied for the team lead with the nine wins.
- Ⓢ Struck out 81 batters while walking 28 ... fanned a season-high seven batters in 6.0-scoreless innings, July 31 at Great Lakes.

2015

Went 6-2 with a 2.04 ERA (12 ER/53.0 IP) in 12 games, including three starts, with Single-A Eugene ... tied for the team lead with six wins and his ERA was the best among pitchers with at least 10 appearances.

- Ⓢ Was named Northwest League Pitcher of the Week, July 27-August 2, after pitching 6.0-scoreless innings without allowing a hit.
- Ⓢ Made eight relief appearances of at least 4.0 innings.
- Ⓢ Posted a 0.83 WHIP, the lowest mark on the team among pitchers with at least 25.0 innings pitched.

2014

In his first season in the United States, he went a combined 2-5 with a 7.90 ERA (24 ER/27.1 IP) between Single-A Boise and Rookie League Mesa.

- Ⓢ Made nine of his 10 appearances with Mesa, going 2-5 with a 8.51 ERA (23 ER/24.1 IP) in nine games, including three starts ... allowed one run in 3.0 innings in one relief outing with Boise.

2013

Adbert made his pro debut with the Venezuelan rookie league team ... went 5-3 with a 1.07 ERA (8 ER/67.0 IP) in 15 games, including 12 starts ... he struck out 61 batters and walked just 10 ... allowed just one home run.

CAREER STATISTICS

| YEAR | TEAM | W-L | ERA | G | GS | CG | SHO | SV | IP | H | R | ER | HR | HB | BB | SO | WP | BK |
|----------------------------|----------------|--------------|-------------|-----------|-----------|----------|----------|----------|--------------|------------|------------|------------|-----------|-----------|-----------|------------|-----------|----------|
| 2013 | VZL Cubs-R | 5-3 | 1.07 | 15 | 12 | 0 | 0 | 0 | 67.0 | 49 | 16 | 8 | 1 | 3 | 10 | 61 | 4 | 1 |
| 2014 | Mesa-R | 2-5 | 8.51 | 9 | 3 | 0 | 0 | 0 | 24.1 | 31 | 28 | 23 | 3 | 4 | 11 | 26 | 2 | 2 |
| | Boise-A | 0-0 | 3.00 | 1 | 0 | 0 | 0 | 0 | 3.0 | 2 | 1 | 1 | 0 | 0 | 1 | 2 | 0 | 0 |
| 2015 | Eugene-A | 6-2 | 2.04 | 12 | 3 | 0 | 0 | 0 | 53.0 | 29 | 13 | 12 | 5 | 0 | 15 | 49 | 5 | 0 |
| 2016 | South Bend-A | 9-4 | 4.34 | 22 | 20 | 0 | 0 | 0 | 120.1 | 119 | 61 | 58 | 9 | 3 | 28 | 81 | 7 | 2 |
| 2017 | Myrtle Beach-A | 7-1 | 2.98 | 15 | 15 | 1 | 0 | 0 | 81.2 | 65 | 29 | 27 | 8 | 3 | 22 | 78 | 5 | 1 |
| | Tennessee-AA | 0-3 | 3.03 | 7 | 7 | 0 | 0 | 0 | 32.2 | 27 | 12 | 11 | 0 | 2 | 12 | 30 | 0 | 1 |
| MINOR LEAGUE TOTALS | | 29-18 | 3.30 | 81 | 60 | 1 | 0 | 0 | 382.0 | 322 | 160 | 140 | 26 | 15 | 99 | 327 | 23 | 7 |

CAREER TRANSACTIONS

2012: Signed as a non-drafted free agent 12/6 (scouts: Hector Ortega and Julio Figueroa)

9 JAVIER BÁEZ INF

BATS: RIGHT THROWS: RIGHT HEIGHT: 6'0" WEIGHT: 190 MLS: 2+89



FULL NAME: Ednel Javier Báez
OPENING DAY AGE: 25
CONTRACT STATUS: Signed thru 2018
SIGNED BY: Tom Clark
HOW ACQUIRED: Selected in first round (ninth overall) of 2011 draft

BORN: 12/1/92 in Bayamon, Puerto Rico
RESIDES: Jacksonville, FL
FAMILY: Single



FACTS AND INFORMATION

Javier begins his fifth season with the Cubs since making his debut in 2014 ... the 2016 NLCS Co-MVP, he has appeared in 367 games and has played six positions in his career (first base, second base, third base, shortstop, left field and right field), making the most starts at second base (124) and shortstop (120).

- Ⓢ Is one of five Cubs players since 1913 to appear in at least 120 games at both second base and shortstop.
- Ⓢ Made his major league debut in 2014, three years after he was selected by the Cubs in the first round (ninth overall) of the 2011 draft.
- Ⓢ Has a career batting average of .293 (92-for-314) with a .347 OBP against lefties, compared to a .242 average (209-for-865) with a .282 OBP against righties.
- Ⓢ Represented his native Puerto Rico in the 2017 World Baseball Classic, batting .296 (8-for-27) with a double, homer, five RBI, four runs scored and a WBC-high four stolen bases ... the Puerto Rican squad finished as the runner-up to Team USA.
- Ⓢ Played for the World Team in the 2014 MLB Futures Game at Target Field in Minnesota ... hit a two-run homer.
- Ⓢ Named the 2013 Cubs Minor League Player of the Year by the organization after combining to hit .282 (146-for-517) with 34 doubles, four triples, 37 homers and 111 RBI in 130 games with Single-A Daytona and Double-A Tennessee.
 - Was named a mid-season and post-season All-Star in 2013 with Single-A Daytona ... was also a post-season All-Star with Tennessee that season.
- Ⓢ Amassed a .287 batting average (438-for-1,524) with 88 doubles, 14 triples, 90 home runs and 301 RBI in 397 career minor league contests.
- Ⓢ Named the Cubs top prospect heading into the 2013 and 2014 seasons by *Baseball America* ... was ranked as the organization's second-best prospect heading into 2012 by the publication.
- Ⓢ The infielder swiped 80 bases in his first five minor league seasons, and was caught just 20 times ... recorded an .887 OPS thanks to a .346 on-base percentage and a .541 slugging mark.
- Ⓢ Participated in both the 2013 and 2014 Cubs Rookie Development Programs in Chicago.
- Ⓢ Graduated from Arlington Country Day School in Jacksonville, Fla., in 2011.

MAJOR LEAGUE REVIEW

2017

Javier set career marks with 24 doubles, 23 homers and 75 RBI in 145 games for Chicago, batting .273 (128-for-469) with a .796 OPS ... made his first Opening Day 25-man roster after starting 2016 on the disabled list.

- Ⓢ Hit .315 (39-for-124) with nine homers against lefties and .258 (89-for-345) with 14 homers against righties.
- Ⓢ His .291 average (66-for-227) in the season's second half was 35 points higher than his .256 average (62-for-242) in the first half ... his .851 OPS following the All-Star break was over 100 points higher than his .745 OPS in the first half.
- Ⓢ Batted .308 (64-for-208) with runners on base ... had a .307 average (51-for-166) in the seventh inning or later.
- Ⓢ Posted a .415 average (22-for-53) with a 1.162 OPS when putting the first pitch in play.
- Ⓢ Played 80 games at second base (56 starts), 73 games at shortstop (67 starts), eight games (four starts) at third base, four games at first base, and one game in right field ... all told, produced a .972 fielding percentage (15 E/528 TC).
- Ⓢ Started at shortstop in 30-straight games from August 3-September 3, and in 40 of the team's 41 games from August 3 through September 15, while Addison Russell was on the disabled list.
- Ⓢ Had a career day, May 2 vs. the Phillies, going 4-for-4 with a triple, homer, two runs and three RBI ... the four hits tied a career high.
 - Became the first Cubs player with four hits out of the No. 9 spot in the order at Wrigley Field since pitcher Don Cardwell on June 30, 1960 vs. the Milwaukee Braves ... credit to NBC Sports Chicago's Chris Kamka.
- Ⓢ Belted his third career grand slam, May 18 vs. the Reds, off Amir Garrett ... finished the contest 3-for-3 with the slam, two runs, a walk and a season-high five RBI.
- Ⓢ Hit .291 (25-for-86) with 14 runs, seven homers and 18 RBI in 25 May contests.
- Ⓢ Recorded a career-high eight-game hitting streak, June 18-26 ... batted .419 (13-for-31) with five doubles and four RBI during the run.
- Ⓢ Tied his career high with two doubles, July 2 against Cincinnati.
- Ⓢ Hit his first-career inside-the-park home run, August 7 in San Francisco.
- Ⓢ Stole a career-high two bases, August 30 vs. Pittsburgh, including the team's first straight steal of home since Starlin Castro did so, July 15, 2010 vs. Philadelphia.
- Ⓢ Enjoyed a torrid August, batting .290 (31-for-107) with seven homers, 21 runs scored, 25 RBI and a .862 OPS in 28 games ... the 25 RBI were his most in a month.
- Ⓢ Left the game, September 3 vs. Atlanta, after colliding with Dansby Swanson while sliding into second base ... missed one game before returning, September 5 at Pittsburgh.
- Ⓢ Tied his career mark with four hits, September 13 vs. the Mets, his fourth-career four-hit game ... his three runs scored also tied a career best.
- Ⓢ Batted just .077 (2-for-26) in 10 postseason games, but went 2-for-3 with two solo homers in NLCS Game Four vs. the Dodgers ... became the fifth player in Cubs history with a multi-homer game in the postseason.

CAREER AWARDS

NLCS CO-MVP
2016

CAREER HIGHS

MOST HITS
4 (4x) – last, 9/13/17 vs. NYM

MOST RBI
6 – 9/26/16 @ PIT

MOST RUNS
3 (3x) – last, 9/13/17 vs. NYM

MOST WALKS
2 (4x) – last, 8/6/17 vs. WSH

MOST DOUBLES
2 (2x) – last, 7/2/17 @ CIN

MOST STOLEN BASES
2 – 8/30/17 vs. PIT

TWO-HR GAMES
1 – 8/7/14 @ COL

GRAND SLAMS
3 – last, 5/18/17 vs. CIN

INSIDE THE PARK HOMERS
1 – 8/7/17 @ SF

LONGEST HITTING STREAK
8 G – 6/18-26/17

WALKOFF RBI
1 – 5/8/16 vs. WSH (HR)

WALKOFF HOMERS
1 – 5/8/16 vs. WSH

2016

Javier played 142 games for Chicago, hitting .273 with a career-high 14 homers while adding 19 doubles and 59 RBI ... became just the fourth Cubs player since 1913 with at least 20 starts at 2B, 3B and SS, joining Rollie Zeider (1917), Sparky Adams (1927) and Jose Vizcaino (1993) ... swiped 12 bases, second-most on the Cubs.

- Ⓒ Notched a batting average of .296 (60-for-203) at Wrigley Field, compared to a .252 mark (55-for-218) on the road ... his .383 batting average (18-for-47) on the first pitch was tops on the club (min. 30 AB).
- Ⓒ Registered 29 multi-hit games, sixth-most on the Cubs ... Chicago was 25-4 in those games ... 14 of his multi-hit contests were at Wrigley Field and the Cubs were undefeated in those contests.
- Ⓒ Had a 24.0 percent strikeout rate, down from a 30.0 percent rate in 2015 and a 41.5 percent mark in 2014.
- Ⓒ Became the first Cub since Mark DeRosa in 2008 to see time at first base, second base, third base, shortstop and left field during a season.
 - ♦ According to Fangraphs, had a combined 16 defensive runs saved between all five positions ... ranked third among major league second basemen with 11 defensive runs saved, despite accumulating about 900 fewer innings than the leaders ... since the DRS statistic was developed in 2002, only one second baseman has ever accumulated at least 11 runs in fewer innings (Ryan Goins in 2013, 12 DRS in 262.1 innings).
- Ⓒ Hit his first career walk-off homer in the 13th inning, May 8 vs. Washington (Mother's Day) ... also connected on a home run, June 19 vs. Pittsburgh (Father's Day) ... became the first Cubs batter to hit a home run on both Mother's Day and Father's Day since Jose Cardenal in 1973.
- Ⓒ Crushed a 15th-inning grand slam, June 28 at Cincinnati, the first of his career ... the grand slam was the latest by inning in Cubs franchise history, edging out a 14th-inning grand slam by Cliff Johnson in 1980 in a suspended game against Montreal.
- Ⓒ Had a career-high seven-game hitting streak (.423/11-for-26), July 9-20, in which he had four multi-hit games, two doubles and four RBI.
- Ⓒ His .325 batting average (27-for-83) in July was tops on the Cubs.
- Ⓒ Notched his first two career four-hit games: June 8 at Philadelphia and August 29 vs. Pittsburgh.
- Ⓒ Collected a career-high six RBI, including his second-career grand slam, September 26 at Pittsburgh.
- Ⓒ Was placed on the 15-day disabled list with a left thumb contusion, April 3 (retroactive to March 25) ... played in four rehab games with Iowa, hitting .267 (4-for-15) with a homer and a stolen base ... was activated, April 15, and registered hits in his first three games of the season.
- Ⓒ Started every postseason game for the Cubs at second base, batting .265 (18-for-68) with four doubles and two homers while knocking in eight runs.
- Ⓒ Belted a game-winning homer in the eighth inning of Chicago's 1-0 win in Game One of the NLDS vs. the Giants ... became the 12th player to homer in a 1-0 post-season game, and just the third to do so in the team's final at-bat (per Elias).
 - ♦ Joined the Yankees Tommy Henrich in the first game of the 1949 World Series vs. the Dodgers and the Indians Tony Fernandez in the clinching game of the 1997 ALCS against the Orioles.
- Ⓒ Named co-MVP of the NLCS after batting .318 (7-for-22) with three runs, four doubles, five RBI and an .833 OPS in six games.
 - ♦ Stole home in the second inning of Game One, becoming just the second Cub to turn that trick in postseason play, and the first in 109 years since Jimmy Slaughter in game four of the 1907 World Series vs. Detroit.
 - ♦ Tied the club record for the longest hitting streak to open a post-season at six games, joining Moises Alou (2003) and Mickey Livingston (1945).
- Ⓒ Hit a solo homer in Game Seven of the World Series, extending the Cubs lead to 4-1.

2015

Javier was recalled by Chicago on September 1 and batted .289 (22-for-76) with six doubles and one homer in 28 games ... with Triple-A Iowa, hit .324 (91-for-281) with 14 doubles, two triples, 13 homers, 61 RBI and 17 stolen bases in 70 games.

- Ⓒ Hit a go-ahead three-run homer in the second inning of Game Four of the NLDS vs. the Cardinals ... went on to hit .333 (5-for-15) with a homer, three RBI and two steals in six post-season games.
- Ⓒ Played 17 games (five starts) at second base, eight games (five starts) at shortstop, 11 games (six starts) games at third base and one game at first base ... committed just two errors in 76 chances (.974 fielding percentage).
- Ⓒ Collected three-straight multi-hit games, September 8-11, going 6-for-12 with two doubles and two runs scored.

- Ⓒ Batted .421 (8-for-19) with four doubles off lefties compared to .246 (14-for-57) with two doubles and one homer off righties.
- Ⓒ Hit .341 (15-for-44) in 16 games on the road compared to .219 (7-for-32) in 12 games at Wrigley Field.
- Ⓒ Was 11-for-22 (.500) when seeing a pitcher for the second and third time in a game compared to .204 (11-for-54) the first time at-bat.
- Ⓒ Had a season-high three hits, September 4 vs. Arizona ... hit his first homer of the season ... collected two hits in the fifth inning, the first Cubs player in the last three seasons to accomplish the feat.
- Ⓒ Struck out 24 times in 80 plate appearances (30.0%) after striking out 95 times in 229 plate appearances (41.5%) in 2014.
- Ⓒ Suffered a non-displaced fracture in his left ring finger, June 7 vs. Memphis, sliding into second base on a stolen base attempt ... was on Iowa's disabled list until July 28.
- Ⓒ Batted .250 (13-for-52) with two homers and 10 RBI in 15 games for Santurce in the Puerto Rican Winter League ... saw time at second base, shortstop and center field (four games).

2014

Javier made his major league debut when he was selected by Chicago, August 5 ... his nine home runs in 52 games ranked tied for fourth among N.L. rookies ... delivered a two-run homer for the World Team in the Futures Game in Minnesota, July 13.

- Ⓒ Batted .169 (36-for-213) with six doubles, nine homers and 20 RBI ... drew 15 walks and struck out 95 times.
- Ⓒ Played 30 games (27 starts) at shortstop and made 25 starts at second base ... turned 40 double plays in 52 games.
- Ⓒ Made his major league debut, August 5 in Colorado, and hit a game-winning solo home run in the 12th inning to break a 5-5 tie.
 - ♦ Became the first player in franchise history to hit an extra-inning home run in his big league debut, and the first player in the majors to hit a go-ahead homer in the 12th inning or later in his debut since Minnesota's Kent Hrbek on August 24, 1981 at Yankee Stadium.
 - ♦ Became the fourth major league player to hit a go-ahead home run in extra innings in his big league debut, joining Florida's Miguel Cabrera (2003), Hrbek and California's Billy Parker (1971).
- Ⓒ Hit two home runs, August 7 in Colorado, recording his first multi-homer effort in just his third career game ... along with his homer in his first career game two nights earlier, became the first Cub ever to hit three long balls in his first three career games.
 - ♦ Became just the second player since 1900 to turn the trick, joining St. Louis' Joe Cunningham in 1954 ... teammate Jorge Soler would add his name to this list later in the month.
- Ⓒ Went deep in consecutive games, August 22-23 vs. Baltimore ... again homered in two-straight games, September 12-13 at Pittsburgh.
- Ⓒ Played 11 games for Santurce in the Puerto Rico Winter League ... hit .233 (10-for-43) with three doubles, two homers and seven RBI.

MINOR LEAGUE REVIEW

- Ⓒ Began the 2014 season with Triple-A Iowa, his first time at that level ... hit .260 (101-for-388) with 24 doubles, two triples, 23 home runs and 80 RBI in 104 games.
- Ⓒ In 2013, combined to hit .282 (146-for-517) with 34 doubles, four triples, 37 homers and 111 RBI in 130 games between Single-A Daytona and Double-A Tennessee ... his 111 RBI and 75 extra-base hits led minor league baseball while his 37 homers were tied for second.
- Ⓒ Named the Cubs Minor League Player of the Year ... also named a Florida State League All-Star ... hit four homers, June 10 vs. Fort Myers, becoming just the second player to record a four-homer game in the 94-year history of the Florida State League.
- Ⓒ Became the first minor league player in 17 seasons to reach 30 doubles, 30 home runs, 100 RBI and 20 stolen bases in the same season since D.T. Cromer did so in 1996 for the Modesto A's.
- Ⓒ In 2012, spent the majority of the year with Single-A Peoria, and was named the Cubs Minor League Player of the Month for July after hitting .368 (39-for-106) with seven home runs and 20 RBI in 28 games.
- Ⓒ Named Midwest League Player of the Week for July 9-15, hitting .478 (11-for-23) in that stretch.
- Ⓒ Played 23 games for Daytona, hitting .188 (15-for-80) with four homers and 13 RBI.
- Ⓒ Hit .211 (12-for-57) with four homers and 16 RBI in 14 games for the Mesa Solar Sox in the Arizona Fall League ... his Fall League campaign was cut short due to an injured left thumb.
- Ⓒ Played five games between Rookie League Mesa and Single-A Boise in 2011 after he was selected by Chicago with the ninth pick in the draft.

CAREER STATISTICS

| YEAR | TEAM | AVG | G | AB | R | H | 2B | 3B | HR | RBI | SH | SF | HP | BB | SO | SB-CS | E | OBP | SLG |
|----------------------------|--------------|-------------|------------|-------------|------------|------------|-----------|-----------|-----------|------------|----------|-----------|-----------|------------|------------|--------------|------------|-------------|-------------|
| 2011 | Mesa-R | .333 | 3 | 12 | 2 | 4 | 2 | 0 | 0 | 0 | 0 | 0 | 0 | 0 | 2 | 2-0 | 5 | .333 | .500 |
| | Boise-A | .167 | 2 | 6 | 0 | 1 | 0 | 0 | 0 | 1 | 0 | 0 | 0 | 0 | 2 | 0-0 | 1 | .167 | .167 |
| 2012 | Peoria-A | .333 | 57 | 213 | 41 | 71 | 10 | 5 | 12 | 33 | 0 | 3 | 10 | 9 | 48 | 20-3 | 15 | .383 | .596 |
| | Daytona-A | .188 | 23 | 80 | 9 | 15 | 3 | 1 | 4 | 13 | 0 | 0 | 1 | 5 | 21 | 4-2 | 2 | .244 | .400 |
| 2013 | Daytona-A | .274 | 76 | 299 | 59 | 82 | 19 | 4 | 17 | 57 | 0 | 6 | 11 | 21 | 78 | 12-2 | 31 | .338 | .535 |
| | Tennessee-AA | .294 | 54 | 218 | 39 | 64 | 15 | 0 | 20 | 54 | 0 | 3 | 0 | 19 | 69 | 8-2 | 13 | .346 | .638 |
| 2014 | Iowa-AAA | .260 | 104 | 388 | 64 | 101 | 24 | 2 | 23 | 80 | 0 | 7 | 5 | 34 | 130 | 16-8 | 15 | .323 | .510 |
| | CUBS | .169 | 52 | 213 | 25 | 36 | 6 | 0 | 9 | 20 | 0 | 0 | 1 | 15 | 95 | 5-1 | 10 | .227 | .324 |
| 2015 | Iowa-AAA | .324 | 70 | 281 | 49 | 91 | 14 | 2 | 13 | 61 | 1 | 2 | 8 | 21 | 76 | 17-3 | 21 | .385 | .527 |
| | Mesa-R | .417 | 4 | 12 | 3 | 5 | 1 | 0 | 0 | 1 | 0 | 0 | 2 | 1 | 0 | 1-0 | 0 | .533 | .500 |
| 2016 | CUBS | .289 | 28 | 76 | 4 | 22 | 6 | 0 | 1 | 4 | 0 | 0 | 0 | 4 | 24 | 1-2 | 2 | .325 | .408 |
| | Iowa-AAA# | .267 | 4 | 15 | 3 | 4 | 0 | 0 | 1 | 1 | 0 | 0 | 0 | 0 | 4 | 1-0 | 1 | .267 | .467 |
| 2017 | CUBS | .273 | 142 | 421 | 50 | 115 | 19 | 1 | 14 | 59 | 1 | 2 | 11 | 15 | 108 | 12-3 | 15 | .314 | .423 |
| | CUBS | .273 | 145 | 469 | 75 | 128 | 24 | 2 | 23 | 75 | 6 | 2 | 1 | 30 | 144 | 10-3 | 15 | .317 | .480 |
| MAJOR LEAGUE TOTALS | | .255 | 367 | 1179 | 154 | 301 | 55 | 3 | 47 | 158 | 7 | 4 | 13 | 64 | 371 | 28-9 | 42 | .300 | .427 |
| MINOR LEAGUE TOTALS | | .287 | 397 | 1524 | 269 | 438 | 88 | 14 | 90 | 301 | 1 | 21 | 37 | 110 | 430 | 81-20 | 104 | .346 | .541 |

#Injury Rehabilitation Assignment

| PCT | G | PO | A | E | TC | DP | 2017/CAREER | PCT | G | PO | A | E | TC | DP |
|-------------|------------|------------|-----------|------------|-----------|-----------|--------------------|-------------|------------|------------|-----------|-------------|------------|----|
| 1.000 | 4 | 1 | 0 | 0 | 1 | 1 | First Base | 1.000 | 11 | 19 | 4 | 0 | 23 | 2 |
| .983 | 80 | 105 | 132 | 4 | 241 | 33 | Second Base | .974 | 181 | 266 | 326 | 16 | 608 | 81 |
| 1.000 | 8 | 8 | 11 | 0 | 19 | 2 | Third Base | .953 | 81 | 40 | 121 | 8 | 169 | 7 |
| .959 | 73 | 91 | 165 | 11 | 267 | 39 | Shortstop | .966 | 136 | 183 | 329 | 18 | 530 | 77 |
| - | 1 | 0 | 0 | 0 | 0 | 0 | Right Field | - | 1 | 0 | 0 | 0 | 0 | 0 |
| - | - | - | - | - | - | - | Left Field | - | 2 | 0 | 0 | 0 | 0 | 0 |
| .972 | 205 | 308 | 15 | 528 | 75 | 75 | M.L. TOTALS | .968 | 508 | 780 | 42 | 1330 | 167 | |

DIVISION SERIES STATISTICS

| YEAR | TEAM/OPP | AVG | G | AB | R | H | 2B | 3B | HR | RBI | SH | SF | HP | BB | SO | SB-CS | E | OBP | SLG |
|-------------------------------|-------------|-------------|-----------|-----------|----------|-----------|----------|----------|----------|----------|----------|----------|----------|----------|----------|------------|----------|-------------|-------------|
| 2015 | CHI vs. STL | .800 | 2 | 5 | 1 | 4 | 0 | 0 | 1 | 3 | 0 | 0 | 0 | 0 | 0 | 1-0 | 1 | .800 | 1.400 |
| 2016 | CHI vs. SF | .375 | 4 | 16 | 4 | 6 | 0 | 0 | 1 | 2 | 0 | 0 | 0 | 1 | 4 | 0-0 | 0 | .412 | .563 |
| 2017 | CHI vs. WSH | .000 | 5 | 14 | 1 | 0 | 0 | 0 | 0 | 0 | 0 | 0 | 0 | 1 | 5 | 1-0 | 0 | .067 | .000 |
| DIVISION SERIES TOTALS | | .286 | 11 | 35 | 6 | 10 | 0 | 0 | 2 | 5 | 0 | 0 | 0 | 2 | 9 | 2-0 | 1 | .324 | .457 |

LEAGUE CHAMPIONSHIP SERIES STATISTICS

| YEAR | TEAM/OPP | AVG | G | AB | R | H | 2B | 3B | HR | RBI | SH | SF | HP | BB | SO | SB-CS | E | OBP | SLG |
|-------------------|-------------|-------------|-----------|-----------|----------|-----------|----------|----------|----------|----------|----------|----------|----------|----------|-----------|------------|----------|-------------|-------------|
| 2015 | CHI vs. NYM | .100 | 4 | 10 | 0 | 1 | 0 | 0 | 0 | 0 | 0 | 0 | 0 | 0 | 4 | 1-0 | 1 | .100 | .100 |
| 2016 | CHI vs. LAD | .318 | 6 | 22 | 3 | 7 | 4 | 0 | 0 | 5 | 0 | 1 | 0 | 1 | 4 | 2-0 | 2 | .333 | .500 |
| 2017 | CHI vs. LAD | .167 | 5 | 12 | 2 | 2 | 0 | 0 | 2 | 2 | 0 | 0 | 0 | 1 | 6 | 1-0 | 0 | .231 | .667 |
| LCS TOTALS | | .227 | 15 | 44 | 5 | 10 | 4 | 0 | 2 | 7 | 0 | 1 | 0 | 2 | 14 | 4-0 | 3 | .255 | .455 |

WORLD SERIES STATISTICS

| YEAR | TEAM/OPP | AVG | G | AB | R | H | 2B | 3B | HR | RBI | SH | SF | HP | BB | SO | SB-CS | E | OBP | SLG |
|------|-------------|------|---|----|---|---|----|----|----|-----|----|----|----|----|----|-------|---|------|------|
| 2016 | CHI vs. CLE | .167 | 7 | 30 | 1 | 5 | 0 | 0 | 1 | 1 | 0 | 0 | 0 | 0 | 13 | 0-0 | 2 | .167 | .267 |

WORLD BASEBALL CLASSIC STATISTICS

| YEAR | TEAM | AVG | G | AB | R | H | 2B | 3B | HR | RBI | SH | SF | HP | BB | SO | SB-CS | E | OBP | SLG |
|------|-------------|------|---|----|---|---|----|----|----|-----|----|----|----|----|----|-------|---|------|------|
| 2017 | PUERTO RICO | .296 | 7 | 27 | 4 | 8 | 1 | 0 | 1 | 5 | 0 | 0 | 1 | 1 | 5 | 4-0 | 1 | .345 | .444 |

CAREER TRANSACTIONS

2011: Selected by Cubs in the first round (ninth overall) of draft (scout: Tom Clark)

2016: On disabled list 3/25-4/15 ... left thumb contusion ... included injury rehab assignment to Iowa (4/11-15)

87 ALBERTO BALDONADO LHP

BATS: LEFT THROWS: LEFT HEIGHT: 6'4" WEIGHT: 250 MLS: 0



FULL NAME: Alberto Louis Baldonado
OPENING DAY AGE: 25
CONTRACT STATUS: Signed thru 2018
SIGNED BY: Rafael Perez, Ismael Cruz & Alex Zapata (Mets)
HOW ACQUIRED: Signed a minor league contract 12/11/17

BORN: 2/1/93 in Colon, Panama
RESIDES: Colon, Panama
NON-ROSTER INVITEE



FACTS AND INFORMATION

Alberto is a non-roster invitee to major league Spring Training after he joined the Cubs on a minor league contract signed in December of last year ... originally signed by the Mets in September of 2009, he reached the Triple-A level for the first time in 2017.

- Ⓢ Went 10-22 with 18 saves and a 3.53 ERA (139 ER/354.0 IP) in 191 minor league games (25 starts) in eight campaigns in the Mets system starting in 2010 ... walked 165 and struck out 376, good for an average of 9.6 strikeouts per 9.0 innings.
- Ⓢ Named a Florida State League mid-season All-Star in 2016 with St. Lucie.
- Ⓢ Pitched one game for Panama in the 2016 World Baseball Classic Qualifiers.

YEAR-BY-YEAR REVIEW

2017

Opened the season with Double-A Binghamton before he reached the Triple-A level for the first time in his career, making 39 relief appearances with Las Vegas ... all told, was 0-4 with eight saves and a 4.80 ERA (32 ER/60.0 IP) in 50 games ... walked 28 and struck out 64.

- Ⓢ Opened the campaign with Binghamton and tossed 16.2 scoreless innings spanning 11 games ... walked five and struck out 25.
- Ⓢ Promoted to Las Vegas, May 11 ... pitched in 39 games for the 51s, striking out 39 in 43.1 innings and walking 23.
- Ⓢ Pitched in 17 games for Tigres de Aragua in the Venezuelan Winter League.

2016

Named a Florida State League mid-season All-Star after opening the campaign with Single-A St. Lucie ... posted a 0.93 ERA (2 ER/19.1 IP) and held opponents to a .549 OPS in 13 games before he was promoted to Double-A Binghamton.

- Ⓢ Between St. Lucie and Binghamton, went 0-2 with a 3.77 ERA (25 ER/59.2 IP) in 47 relief appearances ... struck out 68 in 59.2 innings, good for an average of 10.3 strikeouts per 9.0 innings.

2015

Recorded a 1.91 ERA (12 ER/56.2 IP) and nine saves with an 0-7 record in 38 relief appearances with Single-A Savannah ... struck out 74 and walked 24 while he held the opponent to a .183 average and a .522 OPS.

- Ⓢ Posted a 0.93 ERA (1 ER/9.2 IP) in seven June outings, a 1.54 ERA (2 ER/11.2 IP) in seven July games and a 0.93 ERA (1 ER/9.2 IP) with five saves in nine August appearances.
- Ⓢ Tossed 16.2 scoreless innings spanning 13 games from July 11-August 26 ... walked three and struck out 26.

2014

Was 3-4 with a 4.34 ERA (23 ER/47.2 IP) in 12 games (nine starts) with Single-A Brooklyn ... allowed just one home run and walked 20 while striking out 43 ... logged a 0.95 ERA (2 ER/19.0 IP) and was 2-0 in his final four starts to close out the season.

2013

Made 14 relief outings for Rookie League Kingsport, going 2-0 with a 3.94 ERA (13 ER/29.2 IP) ... struck out 41 to average 12.4 strikeouts per 9.0 innings.

2012

Missed the final month of the season with left biceps tendinitis ... was 0-2 with a 6.75 ERA (9 ER/12.0 IP) in six games (two starts) with Rookie League Kingsport prior to the injury.

2011

Was 2-2 with a 3.71 ERA (18 ER/43.2 IP) for the Gulf Coast League Mets, appearing in 11 games (six starts) ... walked 17 and struck out 26 ... had a 0.78 ERA (2 ER/23.0 IP) in six games (two starts) from July 18-August 18.

2010

Recorded a 1.41 ERA (7 ER/44.2 IP) and was 3-1 with one save in 13 games (eight starts) for the Dominican Summer League Mets.

CAREER STATISTICS

| YEAR | TEAM | W-L | ERA | G | GS | CG | SHO | SV | IP | H | R | ER | HR | HB | BB | SO | WP | BK |
|----------------------------|---------------|--------------|-------------|------------|-----------|----------|----------|-----------|--------------|------------|------------|------------|-----------|-----------|------------|------------|-----------|----------|
| 2010 | DSL Mets 1-R | 3-1 | 1.41 | 13 | 8 | 1 | 0 | 1 | 44.2 | 29 | 11 | 7 | 0 | 2 | 19 | 50 | 5 | 0 |
| 2011 | GCL Mets-R | 2-2 | 3.71 | 11 | 6 | 0 | 0 | 0 | 43.2 | 41 | 20 | 18 | 2 | 4 | 17 | 26 | 5 | 0 |
| 2012 | Kingsport-R | 0-2 | 6.75 | 6 | 2 | 0 | 0 | 0 | 12.0 | 8 | 9 | 9 | 0 | 1 | 12 | 10 | 5 | 0 |
| 2013 | Kingsport-R | 2-0 | 3.94 | 14 | 0 | 0 | 0 | 0 | 29.2 | 25 | 17 | 13 | 2 | 2 | 14 | 41 | 4 | 0 |
| 2014 | Brooklyn-A | 3-4 | 4.34 | 12 | 9 | 0 | 0 | 0 | 47.2 | 55 | 28 | 23 | 1 | 3 | 20 | 43 | 9 | 0 |
| 2015 | Savannah-A | 0-7 | 1.91 | 38 | 0 | 0 | 0 | 9 | 56.2 | 35 | 14 | 12 | 1 | 4 | 24 | 74 | 8 | 2 |
| 2016 | St. Lucie-A | 0-1 | 0.93 | 13 | 0 | 0 | 0 | 0 | 19.1 | 15 | 3 | 2 | 0 | 0 | 8 | 21 | 1 | 0 |
| | Binghamton-AA | 0-1 | 5.13 | 34 | 0 | 0 | 0 | 0 | 40.1 | 48 | 25 | 23 | 5 | 0 | 23 | 47 | 6 | 0 |
| 2017 | Binghamton-AA | 0-0 | 0.00 | 11 | 0 | 0 | 0 | 6 | 16.2 | 8 | 0 | 0 | 0 | 0 | 5 | 25 | 1 | 0 |
| | Las Vegas-AAA | 0-4 | 6.65 | 39 | 0 | 0 | 0 | 2 | 43.1 | 47 | 33 | 32 | 9 | 0 | 23 | 39 | 3 | 0 |
| MINOR LEAGUE TOTALS | | 10-22 | 3.53 | 191 | 25 | 1 | 0 | 18 | 354.0 | 311 | 160 | 139 | 20 | 16 | 165 | 376 | 47 | 2 |

CAREER TRANSACTIONS

2009: Signed as a non-drafted free agent 9/21 (scouts: Rafael Perez, Ismael Cruz & Alex Zapata)

2017: Declared a minor league free agent 11/6

2017: Signed a minor league contract with Cubs 12/11

CUBS AND WRIGLEY PAID ATTENDANCE RECORDS

AT WRIGLEY FIELD

Season: 3,300,200 in 2008 – 81 dates (40,743)
 Home opener: 45,777 vs. Pittsburgh, April 14, 1978
 Single game, paid: 46,572 vs. Brooklyn, May 18, 1947
 Single game, total: 51,556 vs. Brooklyn, June 27, 1930
 Doubleheader: 46,965 vs. Pittsburgh, May 31, 1948
 Three-date series: 126,283 vs. New York (A.L.), June 17-19, 2011
 Four-date series: 165,540 vs. Florida, July 24-27, 2008

ON THE ROAD

Season: 2,953,637 in 2005 – 81 dates (36,465)
 Single game: 67,550 at Los Angeles, April 12, 1960
 Doubleheader: 61,177 at Philadelphia, July 15, 1977
 Three-date series: 194,267 at Colorado, April 22-April 24, 1994
 Four-date series: 240,307 at Colorado, July 2-July 5, 1993

OVERALL

Season: 6,206,469 in 2008 – 161 dates (38,549)

| Year | Attendance |
|------|------------|
| 2008 | 3,300,200 |
| 2007 | 3,252,462 |
| 2016 | 3,232,420 |
| 2017 | 3,199,562 |
| 2004 | 3,170,184 |
| 2009 | 3,168,859 |
| 2006 | 3,123,215 |
| 2005 | 3,099,992 |
| 2010 | 3,062,973 |
| 2011 | 3,017,966 |

In 2008, the Chicago Cubs set a single-season attendance record by drawing 3,300,200 fans at Wrigley Field, eclipsing the previous record mark of 3,252,462 set in 2007 ... the 3,300,200 is the largest single-season attendance mark for any franchise or venue in the history of the city of Chicago.

The Cubs reached three million fans on September 2, faster than any other season in franchise history, as that night's crowd of 39,846 vs. the Houston Astros brought the Cubs and Wrigley Field beyond the three million mark in the club's 74th home date of 2008, surpassing the previous record of 75 home dates to three million fans in 2007. To the right is the list of every season at Wrigley Field with at least three million fans:



45 ANTHONY BASS RHP

BATS: RIGHT THROWS: RIGHT HEIGHT: 6'2" WEIGHT: 200 MLS: 3+159



FULL NAME: Anthony Edward Bass
OPENING DAY AGE: 30
CONTRACT STATUS: Signed thru 2018
SIGNED BY: Jeff Stewart (San Diego)
HOW ACQUIRED: Signed a one-year minor league contract 12/23/17

BORN: 11/1/87 in Dearborn, MI
RESIDES: Nashville, TN
FAMILY: Married — Sydney
NON-ROSTER INVITEE



FACTS AND INFORMATION

Anthony signed a minor league contract with an invitation to major league Spring Training in December of last year ... has gone 5-9 with three saves and a 4.60 ERA (145 ER/284.0 IP) in 131 major league games (18 starts) across six seasons with San Diego (2011-13), Houston (2014) and Texas (2015, 2017).

- Ⓢ Spent the 2016 season in Japan with the Hokkaido Nippon Ham-Fighters of Nippon Professional Baseball.
- Ⓢ Made four-consecutive Opening Day rosters from 2012-15.
- Ⓢ Made his major league debut in 2011 with San Diego, going 2-0 with a 1.68 ERA (9 ER/48.1 IP) in 27 games.
- Ⓢ Named a mid-season All-Star in 2009 (Midwest League), 2010 (California League) and 2011 (Texas League).
- Ⓢ Selected by San Diego in the fifth round of the 2008 draft out of Wayne State University in Detroit, Mich. ... named to the Rawlings/ABCA All-America First Team after going 10-3 with a 2.10 ERA his junior season.
- Ⓢ Graduated from Trenton (Mich.) High School ... selected to the all-region, all-district, all-conference, All-Downriver Dream Team and all-metro teams in 2005.

YEAR-BY-YEAR REVIEW

2017

Anthony spent the majority of the season with Triple-A Round Rock ... made two appearances with Texas (April 25 and May 3), posting a 14.29 ERA (9 ER/5.2 IP).

- Ⓢ Went 3-4 with a 4.18 ERA (35 ER/75.1 IP) in 18 games (12 starts) with Round Rock ... struck out 87 batters, while walking just 28.
- Ⓢ Placed on the seven-day minor league disabled list June 16 with a right shoulder strain ... activated July 30 after a three-game rehab stint with the AZL Rangers.

2016

Spent the season with Japan Series champion Hokkaido Nippon Ham-Fighters of Nippon Professional Baseball, going 8-8 with a 3.65 ERA in 37 games (14 starts).

- Ⓢ Was 6-7 with a 4.76 ERA (40 ER/75.2 IP) as a starter and 2-1 with a 0.64 ERA (2 ER/28.0 IP) in 23 relief appearances ... his 0.64 relief ERA was lowest of any NPB pitcher with at least 25.0 relief innings.
- Ⓢ Went 4-0 with a save and 11.2 shutout innings spanning seven relief outings in postseason, most wins by any pitcher (start or relief) in any postseason since at least 2004 ... was one of three selected for outstanding player honors after Japan Series.
- Ⓢ Including his last nine regular season outings, finished his year with 23.0 scoreless innings over his final 16 relief appearances.
- Ⓢ Was teammate of Pacific League MVP and current Los Angeles Angel, Shohei Otani.

2015

Spent nearly the entire season with the Rangers, appearing with the club from Opening Day through July 26 and from August 6 through the end of the season ... posted no record and a 4.50 ERA (32 ER/64.0 IP) in 33 games, all out of the bullpen.

- Ⓢ Spent bulk of the campaign as the club's long reliever, logging eight outings of 3.0-or-more innings ... his 64.0 innings ranked second among Texas relievers, including an A.L. leading 47.2 relief innings prior to the All-Star Break.
- Ⓢ Had six relief outings of at least 11 outs ... no other major league reliever had more than three such outings.
- Ⓢ Posted a 10.38 ERA (5 ER/4.1 IP) in two games with Triple-A Round Rock after being optioned, July 27.
- Ⓢ Was traded to Seattle following the season ... was released shortly after in order to pursue an opportunity in Japan.

2014

In his only season with Houston, he made the club's Opening Day roster and went 1-1 with a 6.33 ERA (19 ER/27.0 IP) in 21 relief outings.

- Ⓢ Was on the disabled list, May 11-July 2, with a right intercostal strain.
- Ⓢ Earned the win, May 2 vs. Seattle, tossing 2.0 innings in the Astros' 5-4, 11 inning victory.
- Ⓢ Was optioned to Triple-A Oklahoma City following the game, July 24 ... remained there for the rest of the season, going 0-2 with a 3.31 ERA (6 ER/16.1 IP) in 14 relief outings.

2013

Made the Padres Opening Day roster as long reliever, posting no record with a 5.36 ERA (25 ER/42.0 IP) in 24 appearances spanning four stints in majors (Opening Day-May 30, June 22, August 26-31, and September 3-end of season)

- Ⓢ Was 4-6 with a 5.45 (48 ER/79.1 IP) in 15 starts for Triple-A Tucson, although he went 2-2 with a 2.32 (8 ER/31.0 IP) in his final five PCL starts before his August promotion to majors.

2012

Made his first Opening Day roster and spent the entire season with the Padres, although he was on the disabled list from June 21-September 4 with right shoulder inflammation ... established career highs in most categories, including starts (15), innings (97.0), and strikeouts (80).

- Ⓢ Tossed his first-career complete game in a 2-1 loss, April 28 at San Francisco, taking perfect game into sixth before a two-out infield single by opposing starter Tim Lincecum.
- Ⓢ Pitched exclusively in relief after return from the disabled list in September, posting a 2.79 ERA (3 ER/9.2 IP) in seven outings, including his first save September 20 at Arizona.

CAREER HIGHS

MOST STRIKEOUTS

8 — 4/28/12 @ SF

COMPLETE GAMES

1 — 4/28/12 @ SF (8.0 IP)

LONGEST RELIEF OUTING

5.0 IP — 4/10/15 vs. HOU

MOST HITS ALLOWED

10 — 4/25/17 vs. MIN

MOST RUNS ALLOWED

9 — 6/15/12 @ OAK

MOST HOMERS ALLOWED

2 (3x) — last, 7/5/14 @ LAA

MOST WALKS ALLOWED

5 — 4/22/12 vs. PHI

LONGEST WINNING STREAK

2 G — 6/13-9/21/11

LONGEST LOSING STREAK

4 G — 5/25-10/2/12

CONSECUTIVE SCORELESS IP

12.2 IP — 7/1-8/13/11

2011

Saw his first major league action, going 2-0 with a 1.68 ERA (9 ER/48.1 IP) in 27 games (three starts) over two stints with the Padres.

- Ⓢ Made his Major League debut, June 23 at Colorado, earning the win after allowing one run on five hits in 5.0 innings ... remains the only opposing starting pitcher to earn a win in a major league debut at Coors Field.
- Ⓢ Had the seventh-lowest ERA in MLB among pitchers with 45.0+ innings.
- Ⓢ Was 7-4 with a 3.62 (30 ER/74.2 IP) in 14 starts for Double-A San Antonio and Triple-A Tucson, and was named a Texas League All-Star.
- Ⓢ Went 1-0 with a 4.98 (12 ER/21.2 IP) in six games (five starts) in Arizona Fall League ... named a Rising Star in the AFL.

2010

Was 8-7 with a 3.13 ERA (46 ER/132.1 IP) in 27 starts for Single-A Lake Elsinore ... also made spot start for Triple-A Portland on June 12 ... named Cal League mid-season and post-season all-star.

2009

Went a combined 12-3 with a 2.55 ERA (35 ER/123.2 IP) in 28 games (26 starts) for Single-A Fort Wayne and Lake Elsinore.

- Ⓢ Named a Midwest League mid-season All-Star and twice earned MWL Pitcher of the Week honors.

2008

Pitched exclusively out of the bullpen for Eugene in the Northwest League, going 2-2 with 7 saves and a 2.10 ERA (8 ER/34.1 IP) in 25 games.

CAREER STATISTICS

| YEAR | TEAM | W-L | ERA | G | GS | CG | SHO | SV | IP | H | R | ER | HR | HB | BB | SO | WP | BK |
|-------------------------------|-------------------|--------------|--------------|------------|------------|----------|----------|----------|--------------|------------|------------|------------|-----------|-----------|------------|------------|-----------|----------|
| 2008 | Eugene-A | 2-2 | 2.10 | 25 | 0 | 0 | 0 | 7 | 34.1 | 25 | 12 | 8 | 3 | 1 | 14 | 41 | 6 | 0 |
| 2009 | Fort Wayne-A | 9-3 | 2.19 | 18 | 18 | 0 | 0 | 0 | 90.1 | 79 | 31 | 22 | 5 | 3 | 25 | 69 | 3 | 1 |
| | Lake Elsinore-A | 3-0 | 3.51 | 10 | 8 | 0 | 0 | 0 | 33.1 | 33 | 17 | 13 | 3 | 2 | 14 | 20 | 3 | 0 |
| 2010 | Lake Elsinore-A | 8-7 | 3.13 | 27 | 27 | 0 | 0 | 0 | 132.1 | 124 | 59 | 46 | 9 | 1 | 20 | 109 | 3 | 0 |
| | Portland-AAA | 0-1 | 7.94 | 1 | 1 | 0 | 0 | 0 | 5.2 | 7 | 5 | 5 | 1 | 1 | 3 | 3 | 0 | 1 |
| 2011 | Tucson-AAA | 1-0 | 1.80 | 1 | 1 | 0 | 0 | 0 | 5.0 | 6 | 1 | 1 | 0 | 1 | 0 | 3 | 1 | 0 |
| | San Antonio-AA | 6-4 | 3.75 | 13 | 13 | 0 | 0 | 0 | 69.2 | 62 | 31 | 29 | 6 | 0 | 21 | 62 | 3 | 0 |
| | San Diego | 2-0 | 1.68 | 27 | 3 | 0 | 0 | 0 | 48.1 | 41 | 9 | 9 | 3 | 1 | 21 | 24 | 1 | 0 |
| 2012 | San Diego | 2-8 | 4.73 | 24 | 15 | 1 | 0 | 1 | 97.0 | 89 | 59 | 51 | 10 | 1 | 39 | 80 | 5 | 1 |
| | Tucson-AAA# | 0-0 | 5.63 | 3 | 3 | 0 | 0 | 0 | 8.0 | 8 | 6 | 5 | 0 | 0 | 9 | 0 | 0 | 0 |
| 2013 | San Diego | 0-0 | 5.36 | 24 | 0 | 0 | 0 | 0 | 42.0 | 51 | 26 | 25 | 4 | 0 | 20 | 31 | 5 | 0 |
| | Tucson-AAA | 4-6 | 5.45 | 15 | 15 | 0 | 0 | 0 | 79.1 | 108 | 51 | 48 | 11 | 1 | 17 | 60 | 2 | 0 |
| 2014 | Houston | 1-1 | 6.33 | 21 | 0 | 0 | 0 | 2 | 27.0 | 32 | 20 | 19 | 6 | 2 | 7 | 7 | 2 | 0 |
| | Quad Cities-A# | 0-0 | 0.00 | 3 | 1 | 0 | 0 | 0 | 4.0 | 2 | 2 | 0 | 0 | 0 | 6 | 0 | 0 | 0 |
| | Oklahoma City-AAA | 0-2 | 3.31 | 14 | 0 | 0 | 0 | 1 | 16.1 | 15 | 9 | 6 | 3 | 0 | 6 | 14 | 1 | 0 |
| 2015 | Texas | 0-0 | 4.50 | 33 | 0 | 0 | 0 | 0 | 64.0 | 66 | 33 | 32 | 5 | 1 | 20 | 45 | 1 | 0 |
| | Round Rock-AAA | 0-0 | 10.38 | 2 | 0 | 0 | 0 | 0 | 4.1 | 9 | 5 | 5 | 0 | 0 | 1 | 3 | 2 | 0 |
| 2016 | Nippon Ham-JAPAN | 8-8 | 3.65 | 37 | 14 | 0 | 0 | 0 | 103.2 | 102 | 48 | 42 | 7 | 4 | 47 | 71 | 2 | 0 |
| 2017 | Round Rock-AAA | 3-4 | 4.18 | 18 | 12 | 0 | 0 | 0 | 75.1 | 79 | 43 | 35 | 7 | 1 | 28 | 87 | 9 | 0 |
| | Texas | 0-0 | 14.29 | 2 | 0 | 0 | 0 | 0 | 5.2 | 14 | 9 | 9 | 1 | 0 | 0 | 1 | 1 | 0 |
| | AZL Rangers-R | 0-1 | 4.00 | 3 | 2 | 0 | 0 | 0 | 9.0 | 11 | 5 | 4 | 1 | 0 | 2 | 9 | 0 | 1 |
| MAJOR LEAGUE TOTALS | | 5-9 | 4.60 | 131 | 18 | 1 | 0 | 3 | 284.0 | 293 | 156 | 145 | 29 | 5 | 107 | 188 | 15 | 1 |
| AMERICAN LEAGUE TOTALS | | 1-1 | 5.59 | 56 | 0 | 0 | 0 | 2 | 96.2 | 112 | 62 | 60 | 12 | 3 | 27 | 53 | 4 | 0 |
| NATIONAL LEAGUE TOTALS | | 4-8 | 4.08 | 75 | 18 | 1 | 0 | 1 | 187.1 | 181 | 94 | 85 | 17 | 2 | 80 | 135 | 11 | 1 |
| MINOR LEAGUE TOTALS | | 36-30 | 3.60 | 153 | 101 | 0 | 0 | 8 | 567.0 | 568 | 277 | 227 | 49 | 11 | 151 | 495 | 33 | 3 |

#Includes Injury Rehabilitation Assignment

LAST MAJOR LEAGUE COMPLETE GAME: 4/28/12 at San Francisco (L, 2-1)

SV/OPP: 2017 - 0/0 ... Career - 3/6 ... HOLDS: 2017 - 0 ... Career - 9 ... IR/IRS: 2017 - 1/1 ... Career - 82/36

| YEAR | AVG | AB | R | H | 2B | 3B | HR | RBI | SH | SF | HP | BB | SO | SB | CS | PCT | G | PO | A | E | TC | DP |
|--------------------|-------------|-----------|----------|----------|----------|----------|----------|----------|----------|----------|----------|-----------|----------|----------|----------|-------------|------------|-----------|-----------|----------|-----------|----------|
| 2017 | .000 | 0 | 0 | 0 | 0 | 0 | 0 | 0 | 0 | 0 | 0 | 0 | 0 | 0 | 0 | --- | 2 | 0 | 0 | 0 | 0 | 0 |
| M.L. TOTALS | .105 | 38 | 3 | 4 | 0 | 1 | 0 | 6 | 1 | 0 | 0 | 17 | 1 | 0 | 0 | .973 | 131 | 33 | 38 | 2 | 73 | 5 |

LAST HIT: 6/20/12 vs. Texas (single off Yu Darvish) ... number of at-bats since then - 6

MOST HITS: 2 - 5/4/12 vs. Miami ... MOST RBI: 3 - 5/4/12 vs. Miami

CAREER TRANSACTIONS

2008: Selected by San Diego in the fifth round of draft (scout: Jeff Stewart)

2012: On disabled list 6/21-9/4 ... right shoulder inflammation ... included injury rehab assignment to Tucson (8/22-9/3)

2013: Acquired by Houston 12/11 for LHP Patrick Schuster

2014: On disabled list 5/11-7/2 ... right intercostal strain ... included injury rehab assignment to Quad Cities (6/23-7/2)

2014: Elected free agency 11/22 ... signed a minor league contract with Texas 12/12

2015: Acquired by Seattle 11/16 with OF Leony Martin for OF James Jones, OF Patrick Kivlehan and RHP Tom Wilhelmsen

2016: Released by Seattle 1/7

2017: Signed a minor league contract with Texas 2/16

2017: Elected free agency 10/13 ... signed a minor league contract with Cubs 12/23

GETTING OFF TO A GOOD START

Jake Arrieta (9-0) and Jason Hammel (5-0) each won their first five decisions of 2016, becoming the first Cubs starters to do so since Carlos Silva started 8-0 in 2010. Arrieta's nine-straight wins to open the campaign was the longest streak since Ken Holtzman also went 9-0 to open the 1967 season. The franchise record for most-consecutive wins to open a season by a starting pitcher belongs to Jim McCormick, who started 16-0 in 1886.



76 DAVID BOTE INF

BATS: RIGHT THROWS: RIGHT HEIGHT: 6'1" WEIGHT: 210 MLS: 0

FULL NAME: David C. Bote (Bow-dee)
OPENING DAY AGE: 24, turns 25 on April 7
CONTRACT STATUS: Signed thru 2018
SIGNED BY: Rick Schroeder
HOW ACQUIRED: Selected in 18th round of 2012 draft

BORN: 4/7/93 in Longmont, CO
RESIDES: Thornton, CO
FAMILY: Married — Rachel ...
Children — Shayli & Riley



FACTS AND INFORMATION

David was added to the Cubs 40-man roster, November 20, 2017, and is in his seventh professional season since he was selected by the Cubs in the 18th round of the 2012 Draft ... owns a .262 career minor league batting average (486-for-1,855) with a .351 on-base percentage.

- Ⓢ Has seen his most extensive time in the field at second base (293 games), but has also logged at least 80.0 innings at every position except for pitcher and catcher.
- Ⓢ Along with his .262 average, has collected 117 doubles, 11 triples, 39 homers, 237 RBI with 211 walks and 40 stolen bases.
- Ⓢ Was a member of the 2017 Arizona Fall League Fall Stars East squad.
- Ⓢ Named to both the 2017 Southern League mid-season and post-season All-Star Teams.
- Ⓢ Selected as the Cubs Minor League Player of the Month for August of 2016 by the organization.
- Ⓢ Named to the 2013 Northwest League East Division All-Star Team.
- Ⓢ Attended Neosho County Community College in Chanute, Kan. ... graduated from Faith Christian Academy in Arvada, Colo.

YEAR-BY-YEAR REVIEW

2017

David hit .272 (128-for-470) with 30 doubles and three triples while setting career marks with 14 homers and 59 RBI in 127 games for Double-A Tennessee ... also set career highs in walks (49), runs scored (65), hits and games played.

- Ⓢ Led the Smokies in doubles, extra-base hits (47), batting average and OPS (.792).
- Ⓢ Named to the mid-season and post-season Southern League All-Star squads.
- Ⓢ Recorded 29 multi-hit games, including two season-high four-hit contests ... had a two-homer game, August 23 at Montgomery.
- Ⓢ Batted .305 (40-for-131) with a .783 OPS against left-handed pitching ... hit .260 (88-for-339) with a .794 OPS against righthanders.
- Ⓢ Played predominantly at second base (107 games), logging a .988 fielding percentage (6 E/515 TC).
- Ⓢ Played for Mesa Solar Sox in the Arizona Fall League, and was named AFL Player of the Week for the league's opening week ... named to the AFL Fall Stars Game at season's end.

2016

Combined to bat .328 (106-for-323) with a .399 on-base percentage and an .892 OPS in 91 games between Single-A Myrtle Beach, Double-A Tennessee and Triple-A Iowa ... collected 26 doubles, three triples, seven homers and 45 RBI, spending the majority of the season with Myrtle Beach.

- Ⓢ In 72 games with Myrtle Beach, hit a team-leading .337 (93-for-276) with 26 doubles, six homers, 41 RBI, a .410 OBP and a .928 OPS.
- Ⓢ Batted .351 (88-for-251) with 32 extra-base hits in 65 games in the Carolina League's second half.
- Ⓢ Was named the Cubs Minor League Player of the Month for August, hitting .367 with a .439 OBP that month.
- Ⓢ Named the MVP of the Carolina League Playoffs after hitting .577 (15-for-26) with five doubles, five walks, five runs scored and nine RBI in seven games, helping the club to the Mills Cup title.

2015

Spent the entire campaign at Single-A South Bend, hitting .251 (79-for-315) with 20 doubles, two triples, six homers and 41 RBI in 98 games ... recorded a .303 average (30-for-99) with a .384 on-base percentage in 28 August games.

- Ⓢ Hit .308 (28-for-91) with an .882 OPS against left-handed pitching ... batted .228 (51-for-224) with a .643 OPS against righties.
- Ⓢ Posted a .280 average (23-for-82) with runners in scoring position.

2014

Split the season between Single-A Kane County and Single-A Boise with a brief stop at Triple-A Iowa ... combined to hit .235 (77-for-327) with 23 doubles, four homers and 40 RBI.

- Ⓢ Opened the campaign with Kane County before he was transferred to Boise for seven games, June 13-19 ... moved back to Kane County, June 21, then returned to Boise for a 30-game stint, July 24-August 26 ... hit .243 (27-for-111) in that span for the Hawks.
- Ⓢ Finished his season with four games for Iowa, August 27-September 1, going 4-for-10 at the plate.

2013

In his first full season in the Cubs chain, spent a majority of the season with Single-A Boise, hitting .250 (58-for-232) with nine doubles, six homers and 31 homers in 69 games ... also saw time with Single-A Kane County (17 games) and Single-A Daytona (four games).

- Ⓢ Named to the Northwest League South Division All-Star Team.

2012

Made his pro debut with Rookie League Mesa, playing in 38 games ... hit .232 (29-for-125) with seven doubles, three triples, one homer and 14 RBI ... recorded a .349 on-base percentage and a .709 OPS.

CAREER STATISTICS

| YEAR | TEAM | AVG | G | AB | R | H | 2B | 3B | HR | RBI | SH | SF | HP | BB | SO | SB-CS | E | OBP | SLG |
|----------------------------|----------------|-------------|------------|-------------|------------|------------|------------|-----------|-----------|------------|----------|-----------|-----------|------------|------------|--------------|-----------|-------------|-------------|
| 2012 | Mesa-R | .232 | 38 | 125 | 16 | 29 | 7 | 3 | 1 | 14 | 1 | 1 | 4 | 19 | 32 | 5-2 | 9 | .349 | .360 |
| 2013 | Daytona-A | .143 | 4 | 14 | 3 | 2 | 1 | 0 | 0 | 3 | 0 | 0 | 0 | 3 | 4 | 0-0 | 0 | .294 | .214 |
| | Kane County-A | .143 | 17 | 49 | 7 | 7 | 1 | 0 | 1 | 4 | 0 | 0 | 0 | 12 | 8 | 0-2 | 6 | .311 | .224 |
| | Boise-A | .250 | 69 | 232 | 39 | 58 | 9 | 0 | 6 | 31 | 0 | 5 | 10 | 23 | 61 | 6-4 | 15 | .337 | .366 |
| 2014 | Kane County-A | .210 | 58 | 186 | 19 | 39 | 12 | 0 | 1 | 21 | 1 | 2 | 11 | 21 | 49 | 3-4 | 10 | .323 | .290 |
| | Boise-A | .260 | 37 | 131 | 22 | 34 | 11 | 0 | 2 | 16 | 1 | 0 | 4 | 18 | 24 | 9-3 | 5 | .366 | .389 |
| | Iowa-AAA | .400 | 4 | 10 | 3 | 4 | 0 | 0 | 1 | 3 | 0 | 0 | 0 | 2 | 1 | 1-0 | 0 | .500 | .700 |
| 2015 | South Bend-A | .251 | 98 | 315 | 46 | 79 | 20 | 2 | 6 | 41 | 1 | 0 | 7 | 29 | 60 | 5-3 | 4 | .328 | .384 |
| 2016 | Myrtle Beach-A | .337 | 72 | 276 | 55 | 93 | 26 | 3 | 6 | 41 | 1 | 1 | 4 | 31 | 41 | 6-1 | 10 | .410 | .518 |
| | Iowa-AAA | .364 | 12 | 22 | 4 | 8 | 0 | 0 | 1 | 3 | 0 | 0 | 0 | 2 | 5 | 0-0 | 1 | .417 | .500 |
| | Tennessee-AA | .200 | 7 | 25 | 1 | 5 | 0 | 0 | 0 | 1 | 0 | 0 | 0 | 2 | 6 | 0-0 | 1 | .259 | .200 |
| 2017 | Tennessee-AA | .272 | 127 | 470 | 65 | 128 | 30 | 3 | 14 | 59 | 0 | 4 | 12 | 49 | 101 | 5-2 | 7 | .353 | .438 |
| MINOR LEAGUE TOTALS | | .262 | 547 | 1855 | 280 | 486 | 117 | 11 | 39 | 237 | 5 | 13 | 52 | 211 | 392 | 40-21 | 68 | .351 | .400 |

CAREER TRANSACTIONS

2012: Selected by Cubs in 18th round of draft (scout: Rick Schroeder)



13 PETER BOURJOS OF

BATS: RIGHT THROWS: RIGHT HEIGHT: 6'1" WEIGHT: 185 MLS: 7+62



FULL NAME: Peter Christopher Bourjos
OPENING DAY AGE: 30, turns 31 on March 31
CONTRACT STATUS: Signed thru 2018
SIGNED BY: John Gracio (Los Angeles-A.L.)
HOW ACQUIRED: Signed a minor league contract 2/5/18

BORN: 3/31/87 in Park Ridge, IL
RESIDES: Scottsdale, AZ
FAMILY: Married — Ashley-Grace ...
Children — Maxton & Charley
NON-ROSTER INTVEE



FACTS AND INFORMATION

Peter signed a minor league contract with an invitation to major league Spring Training in February ... an eight-year major league veteran, he has appeared in at least 100 major league games in each of the last four seasons.

- Ⓢ Has batted .241 (489-for-2,028) with 88 doubles, 36 triples, 42 homers, 164 RBI and 66 stolen bases in 813 major league games with the Angels (2010-13), Cardinals (2014-15), Phillies (2016) and Rays (2017).
- Ⓢ Has batted .278 (52-for-187) vs. lefties over the last two seasons.
- Ⓢ Has made seven-straight Opening Day rosters, including last season as a non-roster invitee with Tampa Bay.
- Ⓢ Tied for the American League lead with 11 triples in 2011 ... his 36 triples since 2010 rank 10th-most among active players.
- Ⓢ Was named a minor league mid-season All-Star in 2008 (California League) and 2009 (Texas League) ... was a post-season All-Star in 2010 (Pacific Coast League).
- Ⓢ Selected in the 10th round of the 2005 draft by the Angels.
- Ⓢ Graduated from Notre Dame High School in Scottsdale, Ariz. ... had committed to play baseball at Grand Canyon (Ariz.) University before signing with the Angels.
- Ⓢ His father, Chris, is a scout for the San Diego Padres.
- Ⓢ Was born in Park Ridge, Ill., a northwest suburb of Chicago.

CAREER HIGHS

MOST HITS

4 (2x) — last, 6/27/11 vs. WSH

MOST RBI

4 — 8/21/10 @ MIN

MOST RUNS

4 — 5/5/11 @ BOS

MOST WALKS

3 — 7/19/15 vs. NYM

MOST STOLEN BASES

2 (5x) — last, 7/20/14 vs. LAD

MOST DOUBLES

2 (3x) — last, 7/4/16 vs. ATL

MOST TRIPLES

2 — 4/26/11 vs. OAK

LEADOFF HOMERS

2 — last, 7/29/17 @ NYY

PINCH-HIT HOMERS

1 — 8/25/15 @ ARI

INSIDE THE PARK HOMERS

1 — 4/11/12 @ MIN

LONGEST HITTING STREAK

14 G — 6/21-7/5/16

WALKOFF RBI

3 — last, 4/20/16 vs. NYM (1B)

MAJOR LEAGUE REVIEW

2017

Peter spent the entire season with the Rays, with the exception of a brief D.L. stint and rehab assignment ... appeared in exactly 100 games, his fourth-straight season of at least 100 games.

- Ⓢ Batted .260/.310/.442 (27-for-104) against lefties, compared to .179/.225/.310 (15-for-84) vs. righties.
- Ⓢ In the outfield, he handled 122 total chances without committing an error ... only four other outfielders in baseball finished the season with as many total chances and no errors: Brett Gardner (253), Bradley Zimmer (176), Seth Smith (144) and Jon Jay (141).
- Ⓢ He spent eight games (May 29-June 8) on the disabled list with tennis elbow.
- Ⓢ Hit .286 (18-for-63) in June and July ... batted .196 (11-for-56) from April to May and .188 (13-for-69) from August to October.

2016

Appeared in 123 games in his first season with Philadelphia ... started 97 games (92 in right field and five in center).

- Ⓢ Tied for eighth in the National League with seven triples ... his .995 fielding percentage (1 E/188 TC) was the sixth-best among qualifying N.L. outfielders.
- Ⓢ Batted .301 (46-for-153) with nine doubles, three triples, four homers, 15 RBI and 19 runs scored over his final 46 road games.
- Ⓢ Reached base safely in 22-straight games from June 17-July 16, batting .378/.427/.622 with five doubles, three triples, three homers and eight RBI.
- Ⓢ Registered a career-high 14-game hitting streak from June 21-July 5, hitting .463 (25-for-54) with a 1.268 OPS.
- Ⓢ Was on the disabled list from July 27-August 12 with a sprained right shoulder ... appeared in five rehab games with Triple-A Lehigh Valley.

2015

Appeared in 117 games in his second season with St. Louis, hitting a career-low .200 (39-for-195) ... ranked 10th among major-league centerfielders with a .992 fielding percentage (1 E/127 TC ... min. 90 games).

- Ⓢ Hit .311 (14-for-45) over his first 25 games but .167 (25-for-150) over his final 92 contests ... recorded two hits in 39 at-bats from July 21-October 4.
- Ⓢ Connected on his first homer of the season on May 16 vs. Detroit ... registered his only multi-RBI game on June 9 at Colorado ... hit his first career pinch home run on August 25 at Arizona.

2014

Appeared in 119 games in his first season with St. Louis ... made 65 starts in center field ... his five triples tied for the team lead, and his nine stolen bases ranked second.

- Ⓢ Batted .220 before the All-Star break and .253 post All-Star break ... hit .360 (9-for-25) in August.
- Ⓢ Appeared in five postseason games, going 0-for-2 ... played in three contests during the NLDS vs. the Dodgers and two in the NLCS vs. San Francisco.
- Ⓢ Underwent surgery for a right hip impingement on October 21.

2013

Was limited to just 55 games with the Angels due to numerous injuries ... was on the disabled list from April 30-June 10 with a left hamstring strain, June 30-August 16 with a right wrist fracture and September 16 through the remainder of the season following surgery on his right wrist.

- Ⓢ Hit his first career leadoff homer on April 15 at Minnesota ... recorded a 10-game hitting streak from April 19-28 (.447, 17-38).
- Ⓢ Hit .370 (17-for-46) in June, the highest monthly mark of his career (minimum 50 plate appearances).
- Ⓢ Was traded by the Angels with outfielder Randal Grichuk to St. Louis for infielder David Freese and right-handed pitcher Fernando Salas on November 22.

2012

Appeared in 101 games, including 48 starts, with the Angels ... committed one error in 167 total chances (.994 fielding pct.).

- Ⓢ Made his second consecutive Opening Day start in center field on April 6 vs. Kansas City ... hit his first career inside-the-park home run on April 11 at Minnesota (off Carl Pavano), the first Angels player to accomplish the feat since Gary Matthews Jr. in 2007.
- Ⓢ Homered in consecutive games on June 24 vs. the Dodgers and June 26 at Baltimore.
- Ⓢ Was on the disabled list from August 19-September 3 with right wrist inflammation, including seven games with Triple-A Salt Lake on a rehab assignment.

2011

Appeared in 147 games in his first full major-league season ... became the first player in Angels history to record at least 25 doubles, 10 triples, 10 home runs and 20 stolen bases in a single season.

- Ⓢ His 11 triples tied for the American League lead and were the most by an Angel since Chone Figgins (17) in 2004.
- Ⓢ Ranked second in the major leagues with 17 bunt hits and fourth in the A.L. with 36 infield hits.
- Ⓢ Was on the disabled list from July 8-23 with right hamstring tightness ... recorded four hits on June 27 vs. Washington, tying his career high.

2010

Spent most of the season with Triple-A Salt Lake, but made his major league debut with the Angels in August.

- Ⓢ Tied for sixth in the A.L. in outfield assists despite appearing in just 51 games ... his 10 assists from August 3 through the end of the season led all major-league outfielders ... eight of his 10 assists came in his first 26 starts.
- Ⓢ Was recalled by the Angels, August 3, and made his major-league debut that night at Baltimore ... recorded his first career hit, August 4 at the Orioles, an infield single off Brian Matusz.
- Ⓢ Hit his first home run, August 21 at Minnesota, a two-run shot off Kevin Slowey, and drove in four runs.
- Ⓢ Was named the Pacific Coast League Rookie of the Year after hitting .314 (130-for-414) with 12 triples, 13 home runs, 52 RBI, 85 runs scored and 27 stolen bases with Salt Lake.
- Ⓢ Was rated by *Baseball America* as the Most Exciting Player, Best and Fastest Baserunner and Best Defensive Outfielder in the Pacific Coast League.

MINOR LEAGUE REVIEW

- Ⓢ In **2009**, he spent the entire season with Double-A Arkansas ... led the Texas League in triples (14) and ranked fifth in stolen bases (32) ... was named a Texas League All-Star.
- Ⓢ In **2008**, he led the California League in stolen bases (50), ranked second in triples (10), fifth in hits (150) and seventh in outfield assists (11) at Single-A Rancho Cucamonga.
- Ⓢ In **2007**, he spent most of the season with Single-A Cedar Rapids ... also appeared in four games with the Arizona Rookie League Angels ... was on the disabled list from May 7-July 23 with a left hand injury.
- Ⓢ In **2006**, he made his professional debut with Rookie Orem and ranked third in the Pioneer League with seven triples.

CAREER STATISTICS

| YEAR | TEAM | AVG | G | AB | R | H | 2B | 3B | HR | RBI | SH | SF | HP | BB | SO | SB-CS | E | OBP | SLG |
|------------------------|---------------------|------|-----|------|-----|-----|----|-----|----|-----|----|----|----|-----|-----|--------|----|------|------|
| 2006 | Orem-R | .292 | 65 | 250 | 42 | 73 | 16 | 7 | 5 | 28 | 5 | 0 | 2 | 22 | 67 | 13-5 | 3 | .354 | .472 |
| 2007 | AZL Angels-R | .313 | 4 | 16 | 3 | 5 | 0 | 1 | 0 | 2 | 0 | 0 | 0 | 1 | 2 | 0-0 | 0 | .353 | .438 |
| | Cedar Rapids-A | .274 | 63 | 237 | 37 | 65 | 9 | 6 | 5 | 29 | 4 | 5 | 4 | 20 | 53 | 19-9 | 2 | .335 | .426 |
| 2008 | Rancho Cucamonga-A | .295 | 121 | 509 | 83 | 150 | 29 | 10 | 9 | 51 | 5 | 5 | 7 | 19 | 96 | *50-10 | 6 | .326 | .444 |
| 2009 | Arkansas-AA | .281 | 110 | 437 | 72 | 123 | 16 | *14 | 6 | 51 | 10 | 5 | 3 | 49 | 77 | 32-12 | 1 | .354 | .423 |
| 2010 | Salt Lake-AAA | .314 | 102 | 414 | 85 | 130 | 13 | 12 | 13 | 52 | 4 | 3 | 10 | 24 | 78 | 27-5 | 2 | .364 | .498 |
| | Los Angeles (A.L.) | .204 | 51 | 181 | 19 | 37 | 6 | 4 | 6 | 15 | 3 | 1 | 2 | 6 | 40 | 10-3 | 1 | .237 | .381 |
| 2011 | Los Angeles (A.L.) | .271 | 147 | 502 | 72 | 136 | 26 | +11 | 12 | 43 | 7 | 1 | 10 | 32 | 124 | 22-9 | 4 | .327 | .438 |
| | Salt Lake-AAA# | .310 | 7 | 29 | 4 | 9 | 1 | 3 | 0 | 3 | 0 | 0 | 0 | 3 | 6 | 0-0 | 0 | .375 | .552 |
| 2013 | Los Angeles (A.L.) | .274 | 55 | 175 | 26 | 48 | 3 | 3 | 3 | 12 | 4 | 1 | 6 | 10 | 43 | 6-0 | 1 | .333 | .377 |
| | Inland Empire-A# | .273 | 3 | 11 | 3 | 3 | 0 | 1 | 1 | 2 | 0 | 0 | 0 | 0 | 2 | 0-0 | 0 | .273 | .727 |
| 2014 | St. Louis | .231 | 119 | 264 | 32 | 61 | 9 | 5 | 4 | 24 | 5 | 1 | 4 | 20 | 78 | *9-3 | 2 | .294 | .348 |
| | Salt Lake-AAA# | .208 | 12 | 48 | 13 | 10 | 4 | 0 | 2 | 7 | 0 | 1 | 2 | 4 | 19 | 0-0 | 0 | .291 | .417 |
| 2015 | St. Louis | .200 | 117 | 195 | 32 | 39 | 8 | 3 | 4 | 13 | 4 | 1 | 6 | 19 | 59 | 5-8 | 1 | .290 | .333 |
| | Philadelphia | .251 | 123 | 355 | 40 | 89 | 20 | 7 | 5 | 23 | 6 | 1 | 4 | 17 | 91 | 6-4 | 1 | .292 | .389 |
| 2016 | Lehigh Valley-AAA# | .278 | 5 | 18 | 2 | 5 | 0 | 0 | 1 | 2 | 0 | 0 | 0 | 1 | 5 | 0-0 | 0 | .316 | .444 |
| | Tampa Bay | .223 | 100 | 188 | 27 | 42 | 9 | 3 | 5 | 15 | 1 | 1 | 1 | 12 | 53 | 5-4 | 0 | .272 | .383 |
| 2017 | Charlotte-A# | .083 | 3 | 12 | 1 | 1 | 0 | 0 | 1 | 1 | 0 | 0 | 0 | 0 | 2 | 0-0 | 0 | .083 | .333 |
| | MAJOR LEAGUE TOTALS | .241 | 813 | 2028 | 275 | 489 | 88 | 36 | 42 | 164 | 36 | 10 | 36 | 131 | 532 | 66-32 | 11 | .298 | .382 |
| AMERICAN LEAGUE TOTALS | | .247 | 454 | 1214 | 171 | 300 | 51 | 21 | 29 | 104 | 21 | 7 | 22 | 75 | 304 | 46-17 | 7 | .301 | .395 |
| NATIONAL LEAGUE TOTALS | | .232 | 359 | 814 | 104 | 189 | 37 | 15 | 13 | 60 | 15 | 3 | 14 | 56 | 228 | 20-15 | 4 | .292 | .362 |
| MINOR LEAGUE TOTALS | | .290 | 495 | 1981 | 345 | 574 | 88 | 54 | 43 | 228 | 28 | 19 | 28 | 143 | 407 | 141-41 | 14 | .343 | .454 |

*Led League ... #Tied for League Lead
#Includes Injury Rehabilitation Assignment

| PCT | G | PO | A | E | TC | DP | 2017/CAREER | PCT | G | PO | A | E | TC | DP |
|--------------|------------|----------|----------|------------|----------|----------|--------------------|-------------|-------------|-----------|-----------|-------------|----------|----|
| 1.000 | 41 | 41 | 2 | 0 | 43 | 0 | Left Field | 1.000 | 41 | 41 | 2 | 0 | 43 | 0 |
| 1.000 | 37 | 52 | 1 | 0 | 53 | 0 | Center Field | .992 | 585 | 1168 | 23 | 10 | 1201 | 3 |
| 1.000 | 14 | 26 | 0 | 0 | 26 | 0 | Right Field | .995 | 129 | 211 | 2 | 1 | 214 | 0 |
| 1.000 | 119 | 3 | 0 | 122 | 0 | 0 | M.L. TOTALS | .992 | 1420 | 27 | 11 | 1458 | 3 | |

DIVISION SERIES STATISTICS

| YEAR | TEAM/OPP | AVG | G | AB | R | H | 2B | 3B | HR | RBI | SH | SF | HP | BB | SO | SB-CS | E | OBP | SLG |
|------|-------------|------|---|----|---|---|----|----|----|-----|----|----|----|----|----|-------|---|------|------|
| 2014 | STL vs. LAD | .000 | 3 | 1 | 0 | 0 | 0 | 0 | 0 | 0 | 0 | 0 | 0 | 0 | 1 | 0-0 | 0 | .000 | .000 |

LEAGUE CHAMPIONSHIP SERIES STATISTICS

| YEAR | TEAM/OPP | AVG | G | AB | R | H | 2B | 3B | HR | RBI | SH | SF | HP | BB | SO | SB-CS | E | OBP | SLG |
|------|------------|------|---|----|---|---|----|----|----|-----|----|----|----|----|----|-------|---|------|------|
| 2014 | STL vs. SF | .000 | 2 | 1 | 0 | 0 | 0 | 0 | 0 | 0 | 0 | 0 | 0 | 0 | 0 | 0-0 | 0 | .000 | .000 |

CAREER TRANSACTIONS

- 2005:** Selected by Los Angeles (A.L.) in 10th round of draft (scout: John Gracio)
- 2011:** On disabled list 7/8-23 ... right hamstring tightness
- 2012:** On disabled list 8/19-9/3 ... right wrist inflammation ... included injury rehab assignment to Salt Lake (8/27-9/3)
- 2013:** On disabled list 4/30-6/10 ... strained left hamstring ... included injury rehab assignment to Inland Empire (6/3-5) and Salt Lake (6/6-10)
- 2013:** On disabled list 6/30-8/16 ... fractured right wrist ... included injury rehab assignment to Salt Lake (8/8-16)
- 2013:** On disabled list 9/16-11/4 ... right wrist surgery
- 2013:** Acquired by St. Louis 11/22 with OF Randal Grichuk for INF David Freese and P Fernando Salas
- 2015:** Claimed off waivers by Philadelphia 12/12
- 2016:** On disabled list 7/27-8/12 ... sprained right shoulder ... included injury rehab assignment to Lehigh Valley (8/6-12)
- 2016:** Elected free agency 11/3
- 2017:** Signed a minor league contract with Chicago (A.L.) 2/1
- 2017:** Acquired by Tampa Bay 3/28 for cash considerations
- 2017:** On disabled list 5/29-6/8 ... right elbow strain ... included injury rehab assignment to Charlotte (6/3-8)
- 2017:** Elected free agency 11/2
- 2018:** Signed a one-year minor league contract with Cubs 2/5

1-0 ... 1-0 ... 1-0 ... 1-0

In 1906, the Cubs participated in four-consecutive 1-0 contests. The Cubs beat Cincinnati 1-0 July 1 at Chicago's West Side Grounds, then fell the next day by the same score. The club then swept an Independence Day doubleheader at Pittsburgh by identical 1-0 scores.

That was part of the Cubs' 1906 club-record stretch of playing nine straight one-run contests June 24-July 4.



72 CRAIG BROOKS RHP

BATS: RIGHT THROWS: RIGHT HEIGHT: 5'10" WEIGHT: 185 MLS: 0



FULL NAME: Craig Rodney Brooks
 OPENING DAY AGE: 25
 CONTRACT STATUS: Signed thru 2018
 SIGNED BY: Billy Swoope
 HOW ACQUIRED: Selected in seventh round of 2015 draft

BORN: 9/23/92 in Monroe, NC
 RESIDES: Monroe, NC
 FAMILY: Married — Haley
NON-ROSTER INVITEE



FACTS AND INFORMATION

Craig is a non-roster invitee to major league Spring Training for the first time in 2018 ... in three minor league seasons, he has gone 7-2 with 17 saves and a 3.85 ERA (56 ER/131.0 IP) in 99 appearances, all out of the bullpen.

- Selected by the Cubs in the seventh round of the 2015 draft and reached the Double-A level for the first time last season.
- Graduated from Catawba College in Salisbury, N.C. where he was named the American Baseball Coaches Association National Player and Pitcher of the Year in 2015 ... led Division-II in strikeouts as a senior with 158 in 99.0 innings.

YEAR-BY-YEAR REVIEW

2017

Craig established career-best marks with 45 appearances, 60.2 innings pitched, 88 strikeouts, 10 saves and a 3.12 ERA (21 ER/60.2 IP) ... split the campaign between Single-A Myrtle Beach and Double-A Tennessee.

- Began the season with Myrtle Beach and allowed just one earned run in 20.1 innings (0.44 ERA) ... recorded three saves in three chances ... struck out 30 batters while walking just six.
- Earned his first promotion to the Double-A level, May 16 ... made 33 relief outings with Tennessee, going 0-1 with a 4.46 ERA (20 ER/40.1 IP).
- Overall, he held the opponent scoreless in 36 of his 45 outings.

2016

In his first full professional season, he went 4-1 with a 4.31 ERA (27 ER/56.1 IP) in 40 relief outings between Single-A South Bend and Myrtle Beach.

- Excelled in his first stint with South Bend, going 2-1 with five saves and a 1.39 ERA (5 ER/32.1 IP) in 23 relief outings ... was promoted to Myrtle Beach and went 2-0 with a 8.25 ERA (22 ER/24.0 IP) in 17 relief outings.

2015

Made his pro debut after being drafted in the seventh round ... after allowing four runs in 3.1 innings with Rookie League Mesa to begin his career, he was promoted to Eugene where he went 2-0 with a 3.38 ERA (4 ER/10.2 IP) and two saves in 10 relief outings.

CAREER STATISTICS

| YEAR | TEAM | W-L | ERA | G | GS | CG | SHO | SV | IP | H | R | ER | HR | HB | BB | SO | WP | BK |
|----------------------------|----------------|------------|-------------|-----------|----------|----------|----------|-----------|--------------|------------|-----------|-----------|----------|----------|-----------|------------|-----------|----------|
| 2015 | Mesa-R | 0-0 | 10.80 | 4 | 0 | 0 | 0 | 0 | 3.1 | 5 | 4 | 4 | 0 | 0 | 1 | 4 | 0 | 0 |
| | Eugene-A | 2-0 | 3.38 | 10 | 0 | 0 | 0 | 2 | 10.2 | 7 | 6 | 4 | 0 | 0 | 3 | 21 | 2 | 0 |
| 2016 | South Bend-A | 2-1 | 1.39 | 23 | 0 | 0 | 0 | 5 | 32.1 | 22 | 9 | 5 | 0 | 2 | 20 | 42 | 2 | 1 |
| | Myrtle Beach-A | 2-0 | 8.25 | 17 | 0 | 0 | 0 | 0 | 24.0 | 29 | 22 | 22 | 1 | 3 | 20 | 27 | 6 | 0 |
| 2017 | Myrtle Beach-A | 1-0 | 0.44 | 12 | 0 | 0 | 0 | 3 | 20.1 | 9 | 1 | 1 | 1 | 1 | 6 | 30 | 2 | 0 |
| | Tennessee-AA | 0-1 | 4.46 | 33 | 0 | 0 | 0 | 7 | 40.1 | 30 | 22 | 20 | 1 | 3 | 29 | 58 | 6 | 1 |
| MINOR LEAGUE TOTALS | | 7-2 | 3.85 | 99 | 0 | 0 | 0 | 17 | 131.0 | 102 | 64 | 56 | 3 | 9 | 79 | 182 | 18 | 2 |

CAREER TRANSACTIONS

2015: Selected by Cubs in the seventh round of the draft (scout: Billy Swoope)

17 KRIS BRYANT INF

BATS: RIGHT THROWS: RIGHT HEIGHT: 6'5" WEIGHT: 230 MLS: 2+171



FULL NAME: Christopher Lee Bryant
BORN: 1/4/92 in Las Vegas, NV
OPENING DAY AGE: 26
RESIDES: Las Vegas, NV
CONTRACT STATUS: Signed thru 2018
FAMILY: Married — Jessica
SIGNED BY: Alex Lontayo
HOW ACQUIRED: Selected in first round (second overall) of 2013 draft



FACTS AND INFORMATION

Kris has garnered numerous accolades in his young career, including two All-Star teams, the 2015 N.L. Rookie of the Year Award and the 2016 N.L. MVP ... his 94 career homers are the most ever by a Cub in his first three major league seasons, and tied for eighth-most among all big league players.

- Ⓢ Is the first Cubs player ever to hit 25-or-more homers in each of his first three major league seasons ... is also the first Cubs player ever to play at least 150 games in each of his first three campaigns ... thanks STATS Inc.
- Ⓢ His 10 multi-homer games prior to the age of 26 are tied for the most in franchise history with Ron Santo and Sammy Sosa.
- Ⓢ Was named the 2016 N.L. Most Valuable Player, garnering 29-of-30 first place votes ... became the 11th MVP honoree in franchise history, the ninth since the BBWAA began voting for the award in 1931 and the first Cub to win since Sammy Sosa in 1998.
- Ⓢ Is just the fourth player in major league history to be named MVP a season after winning Rookie of the Year, joining: Boston's Dustin Pedroia (2007 and 2008), Philadelphia's Ryan Howard (2005 and 2006) and Baltimore's Cal Ripken Jr. (1982 and 1983).
- Ⓢ Is one of just 15 players in MLB history to win Rookie of the Year, MVP and a World Series in his career.
- Ⓢ Holds the franchise record for most homers (94), RBI (274) and runs (319) within a player's first three seasons.
- Ⓢ Became the first Cubs third baseman to earn All-Star honors in consecutive seasons (2015-16) since Ron Santo (1971-73) and the fifth Cubs third baseman to earn multiple All-Star honors, joining Aramis Ramirez (twice), Ron Santo (nine times), Randy Jackson (twice) and Stan Hack (four times).
- Ⓢ In 2015, he became the first Cubs rookie to earn All-Star honors since outfielder Kosuke Fukudome and catcher Geovany Soto in 2008 ... other Cubs rookies to make the All-Star team: pitcher Sam Jones (1955), catcher Toby Atwell (1952, did not play) and second baseman Don Johnson (1944, did not play).
 - At age 23, became the youngest Cubs third baseman to be elected an All-Star since 23-year-old Ron Santo earned his first selection in 1963.
- Ⓢ Participated, along with teammate Anthony Rizzo, in the 2015 MLB Home Run Derby during All-Star Week at Great American Ball Park.
- Ⓢ Has batted .245 (34-for-139) with eight doubles, six homers and 16 RBI in 36 postseason games ... his 34 hits and eight doubles are Cubs postseason franchise records, while his 17 runs, six homers and 13 walks are tied for the most in franchise history.
- Ⓢ Was unanimously named N.L. Rookie of the Year in 2015 as he set franchise rookie marks with 26 home runs, 99 RBI, 62 extra-base hits and 273 total bases ... was also named the 2015 National League Outstanding Rookie by the MLB Players Association.
- Ⓢ Became the sixth player in franchise history to earn Rookie of the Year honors, the first since catcher Geovany Soto in 2008 ... other Cubs to earn Rookie of the Year honors: outfielder Billy Williams (1961), infielder Ken Hubbs (1962), outfielder Jerome Walton (1989) and Kerry Wood (1998).
 - Is the first N.L. third baseman to win the award since Milwaukee's Ryan Braun in 2007.
- Ⓢ Named the recipient of the 2017 Chicago Cubs Heart and Hustle Award, presented by the MLB Players Alumni Association, given to a player on each team based on their passion, desire and work ethic, on and off the field.
- Ⓢ Selected by the Cubs in the first round (second overall) of the 2013 draft ... earned 2014 Minor League Player of the Year accolades from both *Baseball America* and *USA Today*.
- Ⓢ Rated as the top prospect in the organization heading into the 2015 season by *Baseball America*.
- Ⓢ Named the 2014 Cubs Minor League Player of the Year by the organization and was a Southern League mid-season All-Star.
- Ⓢ Started at third base for the U.S. Team in the All-Star Futures Game at Target Field, July 13, 2014.
- Ⓢ Participated in the 2014 Cubs Rookie Development Program.
- Ⓢ Attended the University of San Diego ... his 31 home runs in 2013 led the nation and are a single-season school record ... also led the nation with 80 runs, 66 walks and an .820 slugging mark in 2013.
 - His 54 career home runs in three years at USD are a school record.
- Ⓢ Named the recipient of the 2013 USA Baseball Golden Spikes Award, given to the best amateur baseball player in the United States ... also named the 2013 *Baseball America* Player of the Year, the 2013 *Collegiate Baseball* National Player of the Year and the 2013 Louisville Slugger National Player of the Year.
- Ⓢ Graduated from Bonanza High School in Las Vegas, Nevada.

CAREER AWARDS

N.L. MOST VALUABLE PLAYER
2016
N.L. ROOKIE OF THE YEAR
2015
N.L. ALL-STAR TEAM
2015, 2016
HANK AARON AWARD
2016
N.L. PLAYER OF THE MONTH
August, 2016
N.L. ROOKIE OF THE MONTH
May, 2015
August, 2015

CAREER HIGHS

MOST HITS
5 (2x) — last, 8/18/16 vs. MIL
MOST RBI
6 (3x) — last, 6/27/16 @ CIN
MOST RUNS
4 (6x) — last, 9/13/17 vs. NYM
MOST WALKS
4 — 5/4/15 @ STL
MOST HBP
2 (4x) — last, 5/21/17 vs. MIL
MOST STOLEN BASES
2 — 7/22/15² @ CIN
MOST DOUBLES
2 (11x) — last, 9/4/17 @ PIT
THREE-HR GAMES
1 — 6/27/16 @ CIN
TWO-HR GAMES
9 — last, 7/7/17 vs. PIT
GRAND SLAMS
3 — last, 4/21/16 @ CIN
LONGEST HITTING STREAK
14 G (2x) — last, 8/18-9/1/16
WALKOFF RBI
2 — last, 8/24/15 vs. CLE (HR)
WALKOFF HOMERS
2 — last, 8/24/15 vs. CLE

2017

Kris followed up his 2016 MVP campaign with another stellar season as he ranked third in the N.L. with a 6.7 WAR according to Fangraphs ... trailed only Washington's Anthony Rendon (6.9) and Miami's Giancarlo Stanton (6.9).

- Ⓢ Collected three multi-homer efforts: April 15 vs. Pittsburgh, May 21 vs. Milwaukee and July 7 vs. Pittsburgh.
- Ⓢ Led the Cubs with 95 walks, 111 runs scored, a .409 OBP, a .537 slugging and .946 OPS.
- Ⓢ His .409 OBP was the highest by any Cub in a single season since 2005, when Derrek Lee logged a .418 OBP.
- Ⓢ Ranked among the N.L. leaders in runs scored (111, 5th), total bases (295, 8th), doubles (38, 6th), walks (95, 3rd), OBP (.409, 4th), extra-base hits (71, 1-5th) and road batting average (.331, 4th).
- Ⓢ Batted .298 (37-for-124) with a .439 OBP against left-handed pitchers ... batted .294 (125-for-425) with a .400 OBP against righties.
- Ⓢ Batted .325 (82-for-252) with 21 doubles, 11 homers and 35 RBI after the All-Star Break ... hit .269 (80-for-297) with 17 doubles, 18 homers and 38 RBI prior to the All-Star Break.
- Ⓢ Batted .343 (35-for-102) in 28 August games ... overall batted .333 (62-for-186) beginning August 3.
- Ⓢ Reached base in a career-high 34-straight starts from August 3-September 9 ... batted .328 (40-for-122) with 12 doubles, five homers, 22 walks and a .454 OBP during the span ... was the longest streak by a Cubs player since Ben Zobrist reached in 35-straight starts during the 2016 season.
- Ⓢ Recorded a season-high 11-game hitting streak on two occasions: April 18-30 (.378/17-for-45) and August 3-14 (.465/20-for-43).
- Ⓢ Reached base in 13-of-15 plate appearances (six singles, two doubles, a homer, three walks, one hit-by-pitch) in the Cubs' road series win over the Diamondbacks, August 11-13 ... that translates to an .867 OBP, tied for the second-highest mark in franchise history for a three-game series (min. 10 AB), bested only by Mark DeRosa's .917 OBP from September 17-19, 2007 vs. Cincinnati.
 - His 13 times on base in the three-game series tied for the most times on base in a single three-game series in club history (also, Bill Madlock, July 11-13, 1975 vs. Cincinnati).
 - He recorded three-straight three-hit games in the set, becoming the first Cubs player to record three-straight three-hit games since Starlin Castro from August 1-3, 2011.
- Ⓢ Collected a season-high-tying four hits and four RBI, July 7 vs. Pittsburgh ... went 4-for-5 with a triple, two homers and three runs in the Cubs' 6-1 victory ... also drove in four runs September 12 vs. the Mets.
- Ⓢ Recorded an 11-game hitting streak, April 18-30 ... he batted .378 (17-for-45) with six doubles, two homers, seven RBI, eight walks, a .463 on-base percentage and a .644 slugging mark during the streak.
 - That hitting streak began a stretch in which he reached in 18-straight games through May 7 ... hit .365 (27-for-74) with six doubles, a triple, four homers, nine RBI, 14 walks and a .461 on-base percentage during that 18-game stretch.
- Ⓢ Left the game, June 28 in Washington, after suffering a left ankle sprain ... returned July 1 at Cincinnati.
- Ⓢ Went 8-for-40 (.200) with two doubles, one homer and three RBI in 10 postseason games ... the eight hits led the club ... homered in Game Five of the NLCS vs. the Dodgers.

2016

Kris was named the BBWAA N.L. Most Valuable Player and started the All-Star Game at third base for the N.L. squad ... ranked among the N.L. leaders in home runs (3rd, 39), runs scored (1st, 121), RBI (6th, 102), OBP (9th, .385), slugging (4th, .554), OPS (4th, .939) and WAR (1st, 8.3).

- Ⓢ His 39 homers were the most by a Cubs player since Derrek Lee hit 46 in 2005 and his 121 runs were the most by a Cubs player since Sammy Sosa scored 122 times in 2002 ... became the youngest Cubs player to ever reach both 39 homers and 120 runs in a season.
- Ⓢ According to STATS Inc., his WAR of 8.3 was the highest by a Cubs player since Sammy Sosa posted a 9.2 WAR in 2001.
- Ⓢ Became just the second Cub ever to reach 35 homers in his age-24 season, joining Ernie Banks in 1955 ... also became the second player in baseball history to hit at least 35 homers while playing at least 10 games at 3B, LF and RF in the same season, joining Albert Pujols in 2001.
- Ⓢ Was named a National League All-Star for the second-straight season, and became the first Cubs 3B to start the game since Aramis Ramirez in 2005.
- Ⓢ Went 1-for-2 with a solo home run in the All-Star Game, July 12 in San Diego ... became the eighth Cubs player to homer in the game, and first since Alfonso Soriano in 2007 ... joined Andruw Jones (2005) as the only players in the last 30 years to lead the N.L. in homers at the Break and then homer in the All-Star Game (courtesy Elias).
- Ⓢ April 21 in Cincinnati went 4-for-6 with two homers (including a grand slam), six RBI and four runs scored, tying his career-high in RBI and runs scored in support of Jake Arrieta's no-hitter.
- Ⓢ Became the youngest Cubs player ever to hit three homers in a game, June 27 at Cincinnati, as he went 5-for-5 with three homers, two doubles, six RBI, four runs scored and a franchise-record 16 total bases ... accomplished the feat 10 days younger than Ernie Banks in 1955.
 - Became the first player in Major League history to record three homers and two doubles in a game.
 - Became only the third player in major league history with an extra-base hit in every at-bat in a game (min. five at-bats) with at least three home runs, joining Texas' Josh Hamilton (May 8, 2012, 4 HR, 2B at Baltimore) and Milwaukee's Joe Adcock (July 31, 1954, 4 HR, 2B at Brooklyn).
- Ⓢ Hit 11 homers in June, tied for the most in the majors and his most in any calendar month in his career.
- Ⓢ Recorded his second five-hit game of the season, August 18 vs. Milwaukee, going 5-for-5 with a double, two homers, four runs scored and five RBI ... his second homer was his 30th of the season.
- Ⓢ Was named N.L. Player of the Month for August after leading the league with a .748 slugging percentage and tying for second with 10 homers ... batted .383 (41-for-107) in 27 games.
- Ⓢ Reached in a career-high 21-straight games, August 14-September 4 ... included in the stretch was a career-high tying 14-game hitting streak (.455/25-for-55), August 18-September 1.
- Ⓢ Finished the first half with 25 homers, 73 runs and 65 RBI ... became the sixth player in franchise history to reach 25 homers by the All-Star Break, the first since Derrek Lee (27) in 2005 ... became only the fourth player in franchise history to surpass 70 runs by the All-Star Break, joining Billy Williams (78 in 1970), Don Kessinger (77 in 1969) and Sammy Sosa (72 runs in 2001).
- Ⓢ Became the youngest Cubs player to reach 20 homers prior to the Break since a nearly identically aged 24-year-old Ernie Banks did so in 1955.
- Ⓢ Tied for the team lead with four multi-homer games ... according to Elias, Bryant is only the fifth Cub in franchise history to record five multi-homer games before his 25th birthday.
- Ⓢ Batted .308 (20-for-65) in 17 postseason games, tallying five doubles and three homers while knocking in eight runs ... his 20 hits were the most in Cubs history during a single postseason ... his 11 runs scored were tied for the most-ever by any Cubs player.
- Ⓢ Hit a game-tying two-run homer in the ninth inning of NLDS Game Three ... was the first by a Cub to at least tie a postseason game in the ninth or later since Sammy Sosa hit a game-tying two-run homer off Ugueth Urbina in the ninth inning of Game One of the 2003 NLCS.
- Ⓢ Homered in Game Five of the World Series, becoming the second-youngest Cubs player all-time with a World Series homer.
- Ⓢ Went 4-for-5 with a homer, RBI and two runs scored in World Series Game Six, becoming only the fifth player 24 years old or younger to record at least four hits with a home run in a Fall Classic game.

2015

Kris was named a N.L. All-Star and N.L. Rookie of the Year after leading major league rookies in many offensive categories, including homers (26, tied), RBI (99), doubles (31) and runs (87) while ranking second in walks (77) ... in major league history, the only other player to reach 26 homers, 99 RBI, 31 doubles, 87 runs and 77 walks in his rookie season was Boston's Ted Williams in 1939.

- Ⓒ Set franchise rookie records with his 26 home runs, 99 RBI, 62 extra-base hits and 273 total bases.
- Ⓒ His 26 home runs surpassed Billy Williams' 25 in 1961, and were the most-ever by a Cub in his first season in the majors (previously held by Mandy Brooks, 14 in 1925).
- Ⓒ His 99 RBI were the most by any N.L. rookie since Washington's Ryan Zimmerman had 110 in 2006.
- Ⓒ Named N.L. Rookie of the Month for both May and August.
 - ♦ Was the first Cubs rookie to have at least 22 RBI in May since Bob Speake had 29 in 1955 and Ernie Banks had 27 in 1954.
- Ⓒ Recorded 17 game-winning RBI ... since the turn of the century, only two others have reached 17 game-winning RBI in their rookie campaign: Albert Pujols (21 in 2001) and Hideki Matsui (17 in 2003).
- Ⓒ Batted .275 (154-for-559) on the season, and had an OPS of .805 or better in five of the season's six months: April (.864), May (.879), June (.805), August (1.042) and Sept./Oct. (.858).
- Ⓒ Amassed 15 homers and 64 RBI in his first 100 career games ... the only other Cub to hit at least 15 homers and drive in 60 runs in his first 100 career games is Vince Barton (16 HR, 65 RBI) in 1931-32.
- Ⓒ Had three hitting streaks of at least 12 games, becoming the first Cub to record three hitting streaks of at least 12 games in a season since Ron Santo did so in 1966.
- Ⓒ Played 144 games at third base (136 starts), eight games in left field (four starts), seven games in right field (five starts) and seven games in center field (one start).
- Ⓒ Selected by Chicago, April 17, and made his major league debut that day vs. San Diego ... went 0-for-4.
- Ⓒ Reached safely five times and recorded his first major league hit and RBI with a fifth-inning run scoring single off San Diego's Tyson Ross, April 18 at Wrigley Field.
- Ⓒ Recorded three multi-hit, multi-RBI efforts in his first 10 career games, becoming just the third Cub to accomplish the feat ... Mandy Brooks had five such games in his first 10 major league contests in 1925, and Joe Marty had multiple hits and RBI in three of his first 10 big league games in 1937 (thanks to Elias).

- Ⓒ Hit his first career home run, May 9 in Milwaukee ... was a three-run blast in the third inning off Kyle Lohse.
- Ⓒ Recorded a career-high 14-game hitting streak, June 3-18, in which he batted .351 (20-for-57) with 10 runs, five doubles, a triple, a home run, six RBI, six walks and a .948 OPS.
- Ⓒ Belted his first career grand slam, June 17 at Cleveland, in the ninth inning off David Murphy in a 17-0 win.
- Ⓒ Drove in a career-high six runs, and hit his second grand slam of the season, July 4 vs. the Marlins ... recorded his second multi-homer game.
 - ♦ Became the first Cubs rookie to hit multiple slams in a season since Billy Williams in 1961.
- Ⓒ Delivered his first career walk-off homer, July 27 vs. Colorado, a two-run shot off Jonathan Axford ... the team was down 8-7 and two outs in the ninth.
 - ♦ Elias notes that the 23-year-old Bryant is the second-youngest in Cubs history to hit a come-from-behind walk-off homer ... the youngest was 21-year-old Ad Gumbert, who hit a game-ending three-run homer to defeat Indianapolis, 7-6, on July 25, 1889.
- Ⓒ Hit .176 (6-for-34) with a double, triple, two homers and five RBI in nine post-season games ... hit a game-winning two-run homer in Game Three of the NLDS vs. the Cardinals.

MINOR LEAGUE REVIEW

- Ⓒ In **2015**, he began the season in the minors before being selected, April 17 ... batted .321 with three homers in seven games with Triple-A Iowa.
- Ⓒ In **2014**, he was named Cubs Minor League Player of the Year after leading minor league baseball with 43 homers and a 1.098 OPS in 138 games between Double-A Tennessee and Iowa ... earned Southern League mid-season All-Star honors ... was promoted to Iowa, June 19.
- Ⓒ In **2013**, he batted .336 (43-for-128) with 14 doubles, two triples, nine home runs, 32 RBI, a .390 on-base percentage and a .688 slugging mark between Rookie League Mesa, Single-A Boise and Single-A Daytona ... named Cubs Minor League Player of the Month for August ... earned Arizona Fall League MVP honors.

CAREER STATISTICS

| YEAR | TEAM | AVG | G | AB | R | H | 2B | 3B | HR | RBI | SH | SF | HP | BB | SO | SB-CS | E | OBP | SLG |
|----------------------------|--------------|-------------|------------|-------------|-------------|------------|------------|-----------|-----------|------------|----------|-----------|-----------|------------|-------------|--------------|-----------|-------------|-------------|
| 2013 | Mesa-A | .167 | 2 | 6 | 0 | 1 | 1 | 0 | 0 | 2 | 0 | 1 | 0 | 0 | 1 | 0-0 | 3 | .143 | .333 |
| | Boise-A | .354 | 18 | 65 | 13 | 23 | 8 | 1 | 4 | 16 | 0 | 3 | 1 | 8 | 17 | 0-0 | 2 | .416 | .692 |
| | Daytona-A | .333 | 16 | 57 | 9 | 19 | 5 | 1 | 5 | 14 | 0 | 0 | 2 | 3 | 17 | 1-0 | 1 | .387 | .719 |
| 2014 | Tennessee-AA | .355 | 68 | 248 | 61 | 88 | 20 | 0 | 22 | 58 | 0 | 1 | 5 | 43 | 77 | 8-2 | 14 | .458 | .702 |
| | Iowa-AAA | .295 | 70 | 244 | 57 | 72 | 14 | 1 | 21 | 52 | 0 | 1 | 9 | 43 | 85 | 7-2 | 7 | .418 | .619 |
| 2015 | Iowa-AAA | .321 | 7 | 28 | 7 | 9 | 1 | 0 | 3 | 10 | 0 | 2 | 1 | 2 | 9 | 2-0 | 2 | .364 | .679 |
| | CUBS | .275 | 151 | 559 | 87 | 154 | 31 | 5 | 26 | 99 | 0 | 5 | 9 | 77 | *199 | 13-4 | 17 | .369 | .488 |
| 2016 | CUBS | .292 | 155 | 603 | *121 | 176 | 35 | 3 | 39 | 102 | 0 | 3 | 18 | 75 | 154 | 8-5 | 13 | .385 | .554 |
| 2017 | CUBS | .295 | 151 | 549 | 111 | 162 | 38 | 4 | 29 | 73 | 0 | 6 | 15 | 95 | 128 | 7-5 | 18 | .409 | .537 |
| MAJOR LEAGUE TOTALS | | .288 | 457 | 1711 | 319 | 492 | 104 | 12 | 94 | 274 | 0 | 14 | 42 | 247 | 481 | 28-14 | 48 | .388 | .527 |
| MINOR LEAGUE TOTALS | | .327 | 181 | 648 | 147 | 212 | 49 | 3 | 55 | 152 | 0 | 8 | 18 | 99 | 206 | 18-4 | 29 | .426 | .667 |

*Led League

| PCT | G | PO | A | E | TC | DP | 2017/CAREER | PCT | G | PO | A | E | TC | DP |
|-------------|------------|------------|-----------|------------|-----------|--------------------|--------------|-------------|------------|------------|-----------|-------------|-----------|----|
| 1.000 | 2 | 12 | 3 | 0 | 15 | 0 | First Base | 1.000 | 12 | 49 | 7 | 0 | 56 | 3 |
| | | | | | | | Shortstop | --- | 1 | 0 | 0 | 0 | 0 | 0 |
| .949 | 144 | 72 | 260 | 18 | 350 | 23 | Third Base | .951 | 395 | 211 | 696 | 47 | 954 | 62 |
| --- | 2 | 0 | 0 | 0 | 0 | 0 | Left Field | .987 | 70 | 74 | 3 | 1 | 78 | 0 |
| 1.000 | 2 | 2 | 0 | 0 | 2 | 0 | Center Field | 1.000 | 10 | 5 | 1 | 0 | 6 | 0 |
| 1.000 | 7 | 16 | 0 | 0 | 16 | 0 | Right Field | 1.000 | 28 | 42 | 0 | 0 | 42 | 0 |
| .953 | 102 | 263 | 18 | 383 | 23 | M.L. TOTALS | | .958 | 381 | 707 | 48 | 1136 | 65 | |

WILD CARD STATISTICS

| YEAR | TEAM/OPP | AVG | G | AB | R | H | 2B | 3B | HR | RBI | SH | SF | HP | BB | SO | SB-CS | E | OBP | SLG |
|------|----------|------|---|----|---|---|----|----|----|-----|----|----|----|----|----|-------|---|------|------|
| 2015 | CHI@PIT | .000 | 1 | 3 | 0 | 0 | 0 | 0 | 0 | 0 | 0 | 0 | 0 | 1 | 1 | 0-0 | 0 | .250 | .000 |

DIVISION SERIES STATISTICS

| YEAR | TEAM/OPP | AVG | G | AB | R | H | 2B | 3B | HR | RBI | SH | SF | HP | BB | SO | SB-CS | E | OBP | SLG |
|-------------------------------|-------------|-------------|-----------|-----------|----------|-----------|----------|----------|----------|----------|----------|----------|----------|----------|-----------|------------|----------|-------------|-------------|
| 2015 | CHI vs. STL | .176 | 4 | 17 | 1 | 3 | 0 | 1 | 1 | 2 | 0 | 0 | 0 | 0 | 6 | 0-0 | 1 | .176 | .471 |
| 2016 | CHI vs. SF | .375 | 4 | 16 | 2 | 6 | 2 | 0 | 1 | 3 | 0 | 0 | 0 | 1 | 5 | 0-0 | 2 | .412 | .688 |
| 2017 | CHI vs. WSH | .200 | 5 | 20 | 3 | 4 | 2 | 0 | 0 | 2 | 0 | 0 | 0 | 1 | 10 | 0-0 | 1 | .238 | .300 |
| DIVISION SERIES TOTALS | | .245 | 13 | 53 | 6 | 13 | 4 | 1 | 2 | 7 | 0 | 0 | 0 | 2 | 21 | 0-0 | 4 | .273 | .472 |

LEAGUE CHAMPIONSHIP SERIES STATISTICS

| YEAR | TEAM/OPP | AVG | G | AB | R | H | 2B | 3B | HR | RBI | SH | SF | HP | BB | SO | SB-CS | E | OBP | SLG |
|-------------------|-------------|-------------|-----------|-----------|----------|-----------|----------|----------|----------|----------|----------|----------|----------|----------|-----------|------------|----------|-------------|-------------|
| 2015 | CHI vs. NYM | .214 | 4 | 14 | 1 | 3 | 1 | 0 | 1 | 3 | 0 | 0 | 0 | 2 | 5 | 0-0 | 0 | .313 | .500 |
| 2016 | CHI vs. LAD | .304 | 6 | 23 | 3 | 7 | 3 | 0 | 0 | 3 | 0 | 0 | 1 | 3 | 8 | 0-0 | 0 | .407 | .435 |
| 2017 | CHI vs. LAD | .200 | 5 | 20 | 1 | 4 | 0 | 0 | 1 | 1 | 0 | 0 | 0 | 0 | 4 | 0-0 | 1 | .200 | .350 |
| LCS TOTALS | | .246 | 15 | 57 | 5 | 14 | 4 | 0 | 2 | 7 | 0 | 0 | 1 | 5 | 17 | 0-0 | 1 | .317 | .421 |

WORLD SERIES STATISTICS

| YEAR | TEAM/OPP | AVG | G | AB | R | H | 2B | 3B | HR | RBI | SH | SF | HP | BB | SO | SB-CS | E | OBP | SLG |
|------|-------------|------|---|----|---|---|----|----|----|-----|----|----|----|----|----|-------|---|------|------|
| 2016 | CHI vs. CLE | .269 | 7 | 26 | 6 | 7 | 0 | 0 | 2 | 2 | 0 | 0 | 0 | 5 | 8 | 1-0 | 2 | .387 | .500 |

ALL-STAR GAME STATISTICS

| YEAR | TEAM/SITE | AVG | G | AB | R | H | 2B | 3B | HR | RBI | SH | SF | HP | BB | SO | SB-CS | E | OBP | SLG |
|-----------------------------|-----------|-------------|----------|----------|----------|----------|----------|----------|----------|----------|----------|----------|----------|----------|----------|------------|----------|-------------|--------------|
| 2015 | N.L./GIN | .000 | 1 | 1 | 0 | 0 | 0 | 0 | 0 | 0 | 0 | 0 | 0 | 1 | 0 | 0-0 | 0 | .500 | .000 |
| 2016 | N.L./SD | .500 | 1 | 2 | 1 | 1 | 0 | 0 | 1 | 1 | 0 | 0 | 0 | 0 | 1 | 0-0 | 0 | .500 | 2.000 |
| ALL-STAR GAME TOTALS | | .333 | 2 | 3 | 1 | 1 | 0 | 0 | 1 | 1 | 0 | 0 | 0 | 1 | 1 | 0-0 | 0 | .500 | 1.333 |

CAREER TRANSACTIONS

2013: Selected by Cubs in the first round (second overall) of draft (scout: Alex Lontayo)

OFF THE VIDEO BOARD

Since debuting in 2015, 15 homers have hit either the left field or right field video boards, including Kyle Schwarber's blast that landed on top of the right field video board in Game Four of the 2015 NLDS. The following is the list of all home runs to hit the video boards:

Left Field Video Board:

| Name | Date | Opponent |
|-------------------------|-----------|--------------------------------|
| Kris Bryant (CHI) | 5/26/15 | Washington (Aaron Barrett) |
| Kris Bryant (CHI) | 9/6/15 | Arizona (Rubby De La Rosa) |
| Jorge Soler (CHI) | 5/27/16 | Philadelphia (Adam Morgan) |
| Kris Bryant (CHI) | 6/2/16 | Los Angeles-N.L. (Julio Urias) |
| Chris Carter (MIL) | 9/17/16 | Chicago (Spencer Patton) |
| Kris Bryant (CHI) | 4/15/17 | Pittsburgh (Tyler Glasnow) |
| Brandon Drury (ARI) | 8/3/17 | Chicago (Jose Quintana) |
| Willson Contreras (CHI) | 10/18/17^ | Los Angeles-N.L. (Alex Wood) |
| Justin Turner (LAD) | 10/18/17^ | Chicago (Wade Davis) |

Right Field Video Board:

| Name | Date | Opponent |
|----------------------|-----------|--------------------------------|
| Denard Span (WSH) | 5/25/15 | Chicago (Tsuyoshi Wada) |
| Kyle Schwarber (CHI) | 10/13/15* | St. Louis (Kevin Siegrist) |
| Miguel Montero (CHI) | 5/29/16 | Philadelphia (Vince Velasquez) |
| Nick Markakis (ATL) | 7/7/16 | Chicago (Jason Hammel) |
| Anthony Rizzo (CHI) | 8/14/16 | St. Louis (Kevin Siegrist) |
| Bryce Harper (WSH) | 8/5/17 | Chicago (John Lackey) |

*Game Four, NLDS ... ^Game Four, NLCS

54 CHARGER BURKS OF

BATS: RIGHT THROWS: RIGHT HEIGHT: 6'0" WEIGHT: 170 MLS: 0



FULL NAME: Charcer Lanart Burks
OPENING DAY AGE: 23
CONTRACT STATUS: Signed thru 2018
SIGNED BY: Trey Forkerway
HOW ACQUIRED: Selected in ninth round of 2013 draft

BORN: 3/9/95 in Houston, TX
RESIDES: Houston, TX
FAMILY: Single
NON-ROSTER INVITEE



FACTS AND INFORMATION

Charcer is a non-roster invitee to major league Spring Training for the first time ... selected by Chicago in the ninth round of the 2013 Draft, he has a .359 on-base percentage in 449 career minor league games ... has batted .265 (434-for-1,637) with 84 doubles, 15 triples, 25 homers and 164 RBI.

- Ⓢ Has increased his walk total and OBP every year since his first full season in 2015 ... drew 51 walks with a .339 OBP in 2015, had 66 free passes and a .356 OBP in 2016 and drew 69 walks with a .370 OBP in 2017.
- Ⓢ Has played 288 games in left field, recording a .995 fielding percentage (3 E/566 TC) along with 12 assists ... has also seen time in center field (101 games) and right field (39 games).
- Ⓢ Named a 2017 Southern League mid-season All-Star with Double-A Tennessee ... named a 2015 Midwest League mid-season All-Star with Single-A South Bend.
- Ⓢ Graduated from William B. Travis High School in Austin, Texas ... named to the 2013 Rawlings All-American and All-Regions teams.

YEAR-BY-YEAR REVIEW

2017

In his first career action at the Double-A level, Charcer hit .270 (123-for-456) with 21 doubles, three triples, 10 homers and 40 RBI in 121 games for Tennessee ... drew a career-high 69 walks to contribute to a .370 on-base percentage, and was named a Southern League mid-season All-Star.

- Ⓢ Batted .277 (91-for-328) with a .371 OBP against right-handed pitching ... hit .250 (32-for-128) with a .368 OBP against lefties.
- Ⓢ Started the season by hitting .304 (41-for-135) with seven doubles, four homers, 15 RBI and a .404 OBP in 38 games before he landed on the seven-day D.L., May 17, with a concussion.
- Ⓢ Had 29 multi-hit efforts, including a season-high five hits, June 2 at Montgomery.
- Ⓢ Was the league's player of the week for August 14-20, hitting .433 with eight RBI.

2016

Played in a career-high 124 games for Single-A Myrtle Beach, helping the team to the Mills Cup Championship ... hit .247 (110-for-445) with career-highs in doubles (28), triples (five) and home runs (11) ... was hit by a pitch 11 times and drew 66 walks to contribute to a .356 OBP.

- Ⓢ Batted .271 (77-for-284) with a .364 OBP in his final 72 games starting June 12 ... had hit .205 (33-for-161) with a .343 on-base percentage in his first 52 games through June 11.

2015

Named a Midwest League mid-season All-Star, Charcer played in 116 games for Single-A South Bend ... hit .257 (112-for-435) with 22 doubles, four triples, three homers and 44 RBI ... served as the team's primary leadoff hitter and stole a career-high 28 bases.

- Ⓢ Recorded a 12-game hitting streak, May 9-22 ... hit .302 (16-for-53) and had eight RBI.
- Ⓢ Drove in a career-high five RBI, May 16 at Great Lakes.
- Ⓢ Was on the D.L., July 29-August 6, with a left shoulder strain ... batted .184 (18-for-98) with a .317 OBP in his final 29 games upon his return.

2014

Split the season between Rookie League Mesa and Single-A Boise ... combined to hit .311 (60-for-193) with 10 doubles, three triples, a homer, 30 RBI and 13 stolen bases ... had a .393 OBP thanks in part to 24 walks.

- Ⓢ His .311 average was second-best among all Cubs minor league players.

2013

Batted .269 (29-for-108) with 13 runs, three doubles and seven RBI in 31 games for Rookie League Mesa.

CAREER STATISTICS

| YEAR | TEAM | AVG | G | AB | R | H | 2B | 3B | HR | RBI | SH | SF | HP | BB | SO | SB-CS | E | OBP | SLG |
|----------------------------|----------------|-------------|------------|-------------|------------|------------|-----------|-----------|-----------|------------|-----------|-----------|-----------|------------|------------|--------------|----------|-------------|-------------|
| 2013 | Mesa-R | .269 | 31 | 108 | 13 | 29 | 3 | 0 | 0 | 7 | 0 | 1 | 3 | 10 | 32 | 6-1 | 0 | .344 | .296 |
| 2014 | Mesa-R | .308 | 20 | 65 | 14 | 20 | 4 | 1 | 1 | 10 | 0 | 1 | 1 | 3 | 20 | 9-1 | 1 | .343 | .446 |
| | Boise-A | .313 | 37 | 128 | 25 | 40 | 6 | 2 | 0 | 20 | 2 | 2 | 3 | 21 | 31 | 4-3 | 0 | .416 | .391 |
| 2015 | South Bend-A | .257 | 116 | 435 | 63 | 112 | 22 | 4 | 3 | 44 | 5 | 3 | 4 | 51 | 83 | 28-9 | 2 | .339 | .347 |
| 2016 | Myrtle Beach-A | .247 | 124 | 445 | 71 | 110 | 28 | 5 | 11 | 43 | 6 | 3 | 11 | 66 | 116 | 23-7 | 4 | .356 | .407 |
| 2017 | Tennessee-AA | .270 | 121 | 456 | 67 | 123 | 21 | 3 | 10 | 40 | 0 | 4 | 6 | 69 | 107 | 16-12 | 1 | .370 | .395 |
| MINOR LEAGUE TOTALS | | .265 | 449 | 1637 | 253 | 434 | 84 | 15 | 25 | 164 | 13 | 14 | 28 | 220 | 389 | 86-33 | 8 | .359 | .381 |

CAREER TRANSACTIONS

2013: Selected by Cubs in the ninth round of draft (scout: Trey Forkerway)

CLARK THE CUB

Clark was born loving the Cubs - it's in his blood! His great-grandbear Joa was once the original live bear mascot for the team back in the early 1900s. When Joa retired to the Lincoln Park Zoo, he delighted the young bears with hundreds of amazing Cubs stories, and Clark was hooked! He dreamed of making his great-grandbear proud and playing for the Cubs - even though he'd never even seen a game.

Then one day, Clark heard the roar of the crowd coming all the way from Wrigleyville. Determined to finally see the Cubs in person, he followed the sound to Wrigley Field, just in time to see the Cubs raise the W flag.

Inspired by Clark's enthusiasm and love of all things Cub, the team invited him to continue the family tradition and become their official mascot! Soon, he had his very own Clubhouse, and you can usually find him there. His favorite thing to do is hang out around the ballpark, keeping spirits high and kids excited!

Clark's Favorites

Favorite Color: Cubbie Blue
Favorite Vacation Spot: Mesa, Arizona

Favorite Movie: Rookie of the Year
Favorite Song: "Go, Cubs, Go"
Favorite Ice Cream Flavor: Chocolate malt cups



33 EDDIE BUTLER RHP

BATS: RIGHT THROWS: RIGHT HEIGHT: 6'2" WEIGHT: 180 MLS: 1+141



FULL NAME: Timothy Edward Butler
OPENING DAY AGE: 27
CONTRACT STATUS: Signed thru 2018
SIGNED BY: Jay Matthews (Colorado)
HOW ACQUIRED: From Colorado 2/1/17 with int'l signing bonus slot No. 94 for P James Farris and int'l signing bonus slot No. 28

BORN: 3/13/91 in Chesapeake, VA
RESIDES: Chesapeake, VA



FACTS AND INFORMATION

Eddie is in his second season with the Cubs after he was acquired from Colorado, February 1, 2017 ... made his major league debut with the Rockies in 2014 and has spent parts of the last four seasons in the majors ... is 10-19 with a 5.85 ERA (139 ER/214.0 IP) in 49 big league games (39 starts).

- Has gone 34-25 with a 3.23 ERA (191 ER/532.1 IP) in 95 minor league games, all but one as a starter, since making his debut with the rookie level Grand Junction Rockies in 2012.
- Named a Texas League mid-season All-Star in 2014 with Tulsa ... in 2013, was named a *Baseball America* Minor League All-Star and was also selected to the All-Star Futures Game ... was a post-season All-Star with Grand Junction in 2012.
- Attended Radford University (Va.) where he was named Big South Conference Co-Pitcher of the Year and became the first player in Big South history to be selected in the first round of the MLB draft.

2017

MAJOR LEAGUE REVIEW

Eddie split the season between Triple-A Iowa and the Cubs, totaling 21 games pitched (19 starts) and 100.1 innings between the clubs ... with Chicago, was 4-3 with a 3.95 ERA (24 ER/54.2 IP) in 13 games (11 starts).

- Promoted to Chicago, May 12, and remained until July 17, when he was optioned back to Iowa.
- Recorded a 2.83 ERA (9 ER/28.2 IP) in seven games (six starts) at Wrigley Field ... posted a 5.19 road ERA (15 ER/26.0 IP) in six games (five starts).
- Made his Cubs debut, May 12 in St. Louis, and tossed 6.0 shutout innings.
 - Was the first Cubs pitcher to toss at least 6.0 shutout frames in his club debut since Ryan O'Malley (8.0 IP, 0 R) on August 16, 2006 vs. Houston.
- Posted a 1.93 ERA (3 ER/14.0 IP) in his first three starts, May 12-25 ... however, recorded a 6.10 ERA (14 ER/20.2 IP) in his next four starts, going 2-2, from May 30-June 16.
- Pitched to a 3.15 ERA (7 ER/20.0 IP) in six games (four starts) from June 21-July 15 before he was optioned to Iowa for the remainder of the season.
- Was placed on the seven-day minor league disabled list, August 7-September 19, with right shoulder tendinitis.

2016

Eddie split the season between Triple-A Albuquerque and Colorado, appearing in a career-high 32 combined games.

- Went 2-5 with a 7.17 ERA (51 ER/64.0 IP) in 17 games, including nine starts, with the Rockies ... his eight relief outings marked his first relief appearances in the majors.
- Tossed three quality starts with Colorado, including 6.0-scoreless innings May 8 at the Giants (2-0 win) ... struck out a career-high six batters in the win.

2015

Eddie made the Opening Day roster for the first time and made 16 starts, going 3-10 with a 5.90 ERA (52 ER/79.1 IP) ... made two stints with the major league club from Opening Day-June 9 and from July 19-August 14.

- Was 2-1 with a 3.27 ERA (8 ER/22.0 IP) in his first four starts, and then went 1-5 with a 5.85 ERA (21 ER/32.1 IP) over his next seven games before being optioned to Triple-A Albuquerque June 9.
- Recalled on July 19 and made five starts with the Rockies in his second stint with the club, going 0-4 with a 8.28 ERA (23 ER/25.0 IP).
- Was credited with a complete-game loss in a rain-shortened game vs. Los Angeles (N.L.), May 8 ... allowed two runs on five hits with four walks and three strikeouts before the game was called in the top of the sixth inning.
- Of his three wins, two came against San Francisco, April 13 at San Francisco and April 24 at Coors Field ... was 2-0 with a 3.18 ERA (4 ER/11.1 IP) vs. San Francisco and 1-10 with a 6.35 ERA (48 ER/68.0 IP) vs. all other opponents.

2014

Made his major league debut with the Rockies in June and went 1-1 with a 6.75 ERA (12 ER/16.0 IP) in three starts with the club ... made 20 starts across three levels in the minors.

- Made his Major League debut, June 6 vs. Los Angeles (N.L.) ... took the loss going 5.1 innings and allowing six runs on 10 hits.
- Following his first start, was placed on the 15-day disabled list with right rotator cuff inflammation, June 9 (retroactive to June 7) ... was reinstated from the disabled list and optioned to Triple-A, July 19 ... he was again recalled on September 16.
- Picked up his first Major League win and first quality start September 20 vs. Arizona ... allowed one run on five hits with one walk and one strikeout.

CAREER HIGHS

MOST STRIKEOUTS

6 – 5/8/16 @ SF

LONGEST START

6.0 IP (10x) – last, 5/12/17 @ STL

LONGEST RELIEF APPEARANCE

3.1 IP – 6/18/16 @ MIA

COMPLETE GAMES

1 – 5/8/15 vs. LAD (5.1 IP)

MOST HITS ALLOWED

11 (3x) – last, 6/23/16 vs. ARI

MOST RUNS ALLOWED

8 – 6/2/16 vs. CIN

MOST HOMERS ALLOWED

3 – 8/3/15 vs. SEA

MOST WALKS ALLOWED

6 – 4/13/15 @ SF

LONGEST WINNING STREAK

2 G (3x) – last, 5/12-25/17

LONGEST LOSING STREAK

6 G – 6/5/15-5/3/16

CONSECUTIVE SCORELESS IP

9.0 IP – 4/8-19/15

MINOR LEAGUE REVIEW

- Ⓢ In **2017**, was 2-0 with a 2.17 ERA (11 ER/45.2 IP) in eight starts for Triple-A Iowa.
- Ⓢ Had two stints on Iowa's seven-day D.L.: April 24-May 6 (left ankle sprain) and August 7-September 19 (right shoulder tendinitis).
- Ⓢ In **2016**, made 15 starts at Triple-A Albuquerque, in which he went 8-3 with a 4.45 ERA (44 ER/89.0 IP).
- Ⓢ In **2015**, went 2-6 with a 5.40 ERA (38 ER/63.1 IP) in 11 starts with Triple-A Albuquerque.
- Ⓢ In **2014**, went 6-10 with a 3.99 ERA (52 ER/117.1 IP) between Single-A Modesto, Double-A Tulsa and Triple-A Colorado Springs while also making his major league debut.
- Ⓢ Made three starts during the Texas League playoffs, including two in the Championship Series.

- Ⓢ In **2013**, he was named a MiLB.com Organization All-Star, Baseball America Minor League All-Star and earned a MLB Futures Game selection after going 9-5 with a 1.80 ERA across three levels.
- Ⓢ His 1.80 ERA (30 ER/149.2 IP) was the best in the organization and the second-lowest in the Minor Leagues.
- Ⓢ Was a All-Star Futures Game Selection where he tossed a scoreless inning of relief and struck out one.
- Ⓢ Rated as the 17th-best MLB prospect by ESPN's Keith Law and the second-best Rockies prospect by *Baseball America* ... the publication also recognized him as having the "Best Change Up" and "Best Slider" in the Rockies organization.
- Ⓢ In **2012**, posted a Pioneer League-best 2.13 ERA (16 ER/67.2 IP) while at Rookie League Grand Junction ... also had a league-low .228 opponent batting average among starters.
- Ⓢ His seven wins were tied for third in the Pioneer League.
- Ⓢ Ranked the sixth-best prospect in the organization by *Baseball America*, and received "Best Fastball" recognition.

CAREER STATISTICS

| YEAR | TEAM | W-L | ERA | G | GS | CG | SHO | SV | IP | H | R | ER | HR | HB | BB | SO | WP | BK |
|----------------------------|----------------------|--------------|-------------|-----------|-----------|----------|----------|----------|--------------|------------|------------|------------|-----------|-----------|------------|------------|-----------|----------|
| 2012 | Grand Junction-R | 7-1 | *2.13 | 13 | 12 | 0 | 0 | 0 | 67.2 | 59 | 18 | 16 | 1 | 0 | 13 | 55 | 7 | 0 |
| 2013 | Asheville-A | 5-1 | 1.66 | 9 | 9 | 0 | 0 | 0 | 54.1 | 25 | 16 | 10 | 2 | 3 | 25 | 51 | 5 | 0 |
| | Modesto-A | 3-4 | 2.39 | 13 | 13 | 0 | 0 | 0 | 67.2 | 58 | 29 | 18 | 7 | 2 | 21 | 67 | 4 | 0 |
| 2014 | Tulsa-AA | 1-0 | 0.65 | 6 | 6 | 0 | 0 | 0 | 27.2 | 13 | 2 | 2 | 0 | 1 | 6 | 25 | 1 | 0 |
| | Modesto-A# | 0-0 | 6.75 | 1 | 1 | 0 | 0 | 0 | 4.0 | 2 | 3 | 3 | 0 | 0 | 2 | 2 | 1 | 0 |
| | Colorado Springs-AAA | 0-1 | 10.80 | 1 | 1 | 0 | 0 | 0 | 5.0 | 8 | 7 | 6 | 0 | 0 | 3 | 4 | 1 | 0 |
| | Tulsa-AA | 6-9 | 3.58 | 18 | 18 | 0 | 0 | 0 | 108.0 | 104 | 46 | 43 | 10 | 2 | 32 | 63 | 6 | 0 |
| 2015 | Colorado | 1-1 | 6.75 | 3 | 3 | 0 | 0 | 0 | 16.0 | 23 | 12 | 12 | 2 | 0 | 7 | 3 | 0 | 0 |
| | Colorado | 3-10 | 5.90 | 16 | 16 | 1 | 0 | 0 | 79.1 | 102 | 57 | 52 | 13 | 4 | 42 | 44 | 0 | 0 |
| 2016 | Albuquerque-AAA | 2-6 | 5.40 | 11 | 11 | 0 | 0 | 0 | 63.1 | 71 | 43 | 38 | 6 | 3 | 25 | 37 | 4 | 1 |
| | Colorado | 2-5 | 7.17 | 17 | 9 | 0 | 0 | 0 | 64.0 | 87 | 57 | 51 | 13 | 3 | 21 | 47 | 1 | 0 |
| 2017 | Iowa-AAA | 2-0 | 2.17 | 8 | 8 | 0 | 0 | 0 | 45.2 | 49 | 12 | 11 | 1 | 2 | 12 | 30 | 1 | 0 |
| | CUBS | 4-3 | 3.95 | 13 | 11 | 0 | 0 | 0 | 54.2 | 50 | 24 | 24 | 4 | 2 | 28 | 30 | 3 | 0 |
| MAJOR LEAGUE TOTALS | | 10-19 | 5.85 | 49 | 39 | 1 | 0 | 0 | 214.0 | 262 | 150 | 139 | 32 | 9 | 98 | 124 | 4 | 0 |
| MINOR LEAGUE TOTALS | | 34-25 | 3.23 | 95 | 94 | 1 | 1 | 0 | 532.1 | 482 | 223 | 191 | 36 | 13 | 165 | 369 | 34 | 1 |

*Led League ... #Includes Injury Rehabilitation Assignment

LAST MAJOR LEAGUE COMPLETE GAME: 5/8/15 vs. LAD (L, 2-1, 5.1 IP)

SV/OPP: 2017/Career - 0/0 ... HOLDS: 2017/Career - 0 ... IR/IRS: 2017 - 0/0 ... Career - 9/7

| YEAR | AVG | AB | R | H | 2B | 3B | HR | RBI | SH | SF | HP | BB | SO | SB | CS | PCT | G | PO | A | E | TC | DP |
|--------------------|-------------|-----------|----------|----------|----------|----------|----------|----------|----------|----------|----------|----------|-----------|----------|----------|-------------|-----------|-----------|-----------|----------|-----------|----------|
| 2017 | .067 | 15 | 0 | 1 | 0 | 0 | 0 | 0 | 3 | 0 | 0 | 1 | 6 | 0 | 0 | 1.000 | 13 | 7 | 10 | 0 | 17 | 1 |
| M.L. TOTALS | .051 | 59 | 0 | 3 | 0 | 0 | 0 | 0 | 8 | 0 | 0 | 1 | 24 | 0 | 0 | .898 | 49 | 20 | 33 | 6 | 59 | 3 |

LAST HIT: 6/16/17 @ Pittsburgh (single off Trevor Williams) ... number of at-bats since then - 8

CAREER TRANSACTIONS

2012: Selected by Colorado in the supplemental first round (46th overall) of the 2012 Draft (scout: Jay Matthews)

2014: On disabled list 6/7-7/19 ... right rotator cuff inflammation ... included injury rehab assignment with Modesto (7/12-19)

2017: Acquired by Cubs 2/1 with international bonus money slot number 94 for P James Farris and international bonus money slot number 28

THERE'S NO PLACE LIKE HOME

The Cubs won 16 consecutive games Jon Lieber started at Wrigley Field from May 24, 2001-May 6, 2002. He had a personal 13-0 mark over the 16-start span.

The stretch is tied for the longest winning span for a pitcher at Wrigley Field since the ballpark was built in 1914. The club previously won 16-straight Lon Warneke starts May 27, 1932-April 18, 1933 (Warneke went 13-0 at home over the span).

The ballpark record for consecutive victories by an individual is 15, set by Bill Lee from September 7, 1935-August 26, 1936 (17 starts).

78 DANIEL CAMARENA LHP

BATS: LEFT THROWS: LEFT HEIGHT: 6'0" WEIGHT: 210 MLS: 0



FULL NAME: Daniel Ricardo Camarena
OPENING DAY AGE: 25
CONTRACT STATUS: Signed thru 2018
SIGNED BY: Yankees
HOW ACQUIRED: Signed a minor league contract with Cubs 1/8/18

BORN: 11/9/92 in Bonita, CA
RESIDES: Bonita, CA
FAMILY: Single
NON-ROSTER INVITEE



FACTS AND INFORMATION

Daniel joined the Cubs on a minor league contract in January following six years in the Yankees farm system ... has compiled a 3.67 ERA (217 ER/532.2 IP) and gone 27-30 with two complete games and one save in 107 minor league contests, including 94 starts.

- Ⓢ Has averaged just two walks every 9.0 innings (116 total) compared to 6.8 strikeouts per 9.0 innings (402 total).
- Ⓢ Missed the 2015 campaign after undergoing a procedure to remove bone spurs in his left elbow ... since returning to action in 2016, is 16-13 with a 3.67 ERA (106 ER/260.0 IP) in 51 minor league games, including 44 starts.
- Ⓢ Named a 2014 Florida State League mid-season All-Star with Single-A Tampa.
- Ⓢ Selected by the Yankees in the 20th round of the 2011 draft ... had committed to play at the University of San Diego before signing with New York.
- Ⓢ Graduated from Cathedral Catholic High School in San Diego. ... went 9-1 with a 0.53 ERA as a senior in 2011, and was named to MaxPreps' All-State Team.

YEAR-BY-YEAR REVIEW

2017

Went 6-6 with a 3.65 ERA (48 ER/118.1 IP) between Double-A Trenton and Triple-A Scranton/Wilkes-Barre in his final season in the Yankees system ... combined to walk just 31 in 118.1 innings while striking out 78 ... was on the disabled list, May 14-June 18, with a left shoulder strain.

- Ⓢ Started the year with two starts at Trenton ... was promoted to Scranton and went 4-1 with a 2.15 ERA (7 ER/29.1 IP) and a .190 opponent batting average prior to landing on the D.L.
- Ⓢ Activated, June 18, with a start for Trenton followed by two outings at Triple-A before returning to Trenton for the remainder of the season, starting July 6.
- Ⓢ Posted a 3.21 ERA (12 ER/33.2 IP) to begin his third stint with the Thunder, July 6-August 3 ... finished his season with 7.1 frames without allowing an earned run, September 3 vs. Reading (game two).

2016

Went 10-7 with a complete game, one save and a 3.68 ERA (58 ER/141.2 IP) in 29 games (22 starts) between Single-A Tampa, Double-A Trenton and Triple-A Scranton/Wilkes-Barre ... his 1.52 BB/9.0 IP ratio was 15th-lowest among all minor leaguers (min. 140.0 IP).

- Ⓢ Began the year with Tampa and was 1-0 with a 1.50 ERA (1 ER/6.0 IP) in two relief appearances.
- Ⓢ Pitched the majority of the season at Trenton, going 9-6 with one complete game, one save and a 3.68 ERA (53 ER/129.2 IP) in 25 games (22 starts).
- Ⓢ In his first 10 starts with the Thunder, was 5-1 with a 1.63 ERA (10 ER/55.1 IP).
- Ⓢ Was 0-1 with a 6.00 ERA (4 ER/6.0 IP) in two relief appearances for Scranton/WB early in the season ... made one postseason start for Scranton/WB, tossing 5.1 scoreless innings (5H, 1BB, 4K) at Gwinnett to earn the win in Game 1 of the Governors' Cup Championship Series.
- Ⓢ Was tabbed by *Baseball America* as having the "Best Control" among Eastern League pitchers.

2015

Missed the season while recovering from a procedure to remove bone spurs from his left elbow.

2014

Between Single-A Tampa and Double-A Trenton, combined to go 7-11 with a 3.40 ERA (54 ER/143.0 IP) in 26 starts ... posted the third-lowest ERA in the organization and was named a Florida State League mid-season All-Star.

- Ⓢ Began the season with Tampa and went 5-5 with a 2.35 ERA (23 ER/88.0 IP) in 16 starts.
- Ⓢ Finished the season with Trenton, going 2-6 with a 5.07 ERA (31 ER/55.0 IP) in 10 starts ... recorded a career-high 12 strikeouts, August 25 at Akron.

2013

Made 25 appearances (21 starts) with Single-A Charleston ... was 4-6 with a 4.42 ERA (55 ER/112.0 IP) ... made four consecutive scoreless appearances (three starts) from June 15-July 4 (18.0 IP), holding opponents to a .036 average (2-for-55) in that span.

2012

Made his professional debut with the Gulf Coast League Yankees, recording no decisions and a 1.02 ERA (2 ER/17.2 IP) in five games (three starts).

CAREER STATISTICS

| YEAR | TEAM | W-L | ERA | G | GS | CG | SHO | SV | IP | H | R | ER | HR | HB | BB | SO | WP | BK |
|----------------------------|---------------------------|--------------|-------------|------------|-----------|----------|----------|----------|-------------------------|------------|------------|------------|-----------|-----------|------------|------------|-----------|----------|
| 2012 | GCL Yankees-R | 0-0 | 1.02 | 5 | 3 | 0 | 0 | 0 | 17.2 | 8 | 2 | 2 | 1 | 0 | 0 | 15 | 0 | 0 |
| 2013 | Charleston-A | 4-6 | 4.42 | 25 | 21 | 0 | 0 | 0 | 112.0 | 109 | 67 | 55 | 11 | 4 | 19 | 83 | 4 | 1 |
| 2014 | Tampa-A | 5-5 | 2.35 | 16 | 16 | 0 | 0 | 0 | 88.0 | 77 | 37 | 23 | 6 | 3 | 28 | 69 | 4 | 3 |
| | Trenton-AA | 2-6 | 5.07 | 10 | 10 | 0 | 0 | 0 | 55.0 | 61 | 32 | 31 | 8 | 0 | 14 | 43 | 0 | 0 |
| 2015 | | | | | | | | | INJURED – DID NOT PITCH | | | | | | | | | |
| 2016 | Tampa-A | 1-0 | 1.50 | 2 | 0 | 0 | 0 | 0 | 6.0 | 2 | 1 | 1 | 1 | 0 | 1 | 4 | 0 | 0 |
| | Scranton/Wilkes-Barre-AAA | 0-1 | 6.00 | 2 | 0 | 0 | 0 | 0 | 6.0 | 9 | 5 | 4 | 1 | 0 | 2 | 4 | 0 | 0 |
| | Trenton-AA | 9-6 | 3.68 | 25 | 22 | 1 | 0 | 1 | 129.2 | 126 | 60 | 53 | 12 | 2 | 21 | 106 | 3 | 1 |
| 2017 | Trenton-AA | 2-4 | 3.81 | 15 | 15 | 1 | 0 | 0 | 82.2 | 89 | 46 | 35 | 5 | 0 | 20 | 48 | 0 | 0 |
| | Scranton/Wilkes-Barre-AAA | 4-2 | 3.28 | 7 | 7 | 0 | 0 | 0 | 35.2 | 30 | 14 | 13 | 3 | 1 | 11 | 30 | 1 | 0 |
| MINOR LEAGUE TOTALS | | 27-30 | 3.67 | 107 | 94 | 2 | 0 | 1 | 532.2 | 511 | 264 | 217 | 48 | 10 | 116 | 402 | 12 | 5 |

CAREER TRANSACTIONS

2011: Selected by New York (A.L.) in 20th round of draft

2017: Declared a minor league free agent 11/6

2018: Signed a minor league contract with Cubs 1/8

MARATHONS IN CUBS HISTORY

By Time:

6:27 (16 Innings) – July 29, 2014 ... 4-3 win over Colorado at Wrigley Field

9-Inning Game: 4:22 – May 11, 2000 ... 14-8 loss to Milwaukee at Wrigley Field

By Innings:

22 – May 17, 1927 ... 4-3 win over Boston at Braves Field

21 – July 17, 1918 ... 2-1 win over Philadelphia at Weeghman Park

21 – August 17-18, 1982 ... 2-1 loss to Los Angeles at Wrigley Field

20 – June 30, 1892 ... 2-2 tie against Cincinnati at League Park

20 – August 24, 1905 ... 2-1 win over Philadelphia at Baker Bowl

20 – August 28, 1930 ... 8-7 loss to St. Louis at Wrigley Field

20 – July 6, 1980 ... 5-4 loss to Pittsburgh at Three Rivers Stadium

19 – June 22, 1902 ... 3-2 win over Pittsburgh at West Side Grounds

19 – June 17, 1915 ... 4-3 win over Brooklyn at West Side Grounds

19 – August 17, 1932 ... 3-2 win over Boston at Wrigley Field

19 – May 17, 1939 ... 9-9 tie vs. Brooklyn at Wrigley Field

18 – 14 times, most recently May 7, 2017 ... 5-4 loss against New York (A.L.) at Wrigley Field



7 VICTOR CARATINI C

BATS: SWITCH THROWS: RIGHT HEIGHT: 6'1" WEIGHT: 215 MILS: 0+75



FULL NAME: Victor Manuel Caratini (Rivera)
OPENING DAY AGE: 24, turns 25 on August 17
CONTRACT STATUS: Signed thru 2018
SIGNED BY: Buddy Hernandez (Atlanta)
HOW ACQUIRED: From Atlanta 7/31/14 for INF
Emilio Bonifacio & P James Russell

BORN: 8/17/93 in Ponce, Puerto Rico
RESIDES: Coamo, Puerto Rico
FAMILY: Single



FACTS AND INFORMATION

Victor made his major league debut with the Cubs in 2017 ... was named the organization's Minor League Player of the Year for his performance with Triple-A Iowa ... played 31 games for Chicago, hitting .254 (15-for-59).

- Ⓢ Ranked as the fourth-best prospect in the Cubs organization entering 2018 by *Baseball America*.
- Ⓢ The switch-hitting catcher owns a .289 average (483-for-1,673) with 128 doubles, 12 triples, 26 homers and 241 RBI in 469 minor league games ... owns a .369 career on-base percentage.
- Ⓢ Named a 2017 Pacific Coast League All-Star and was named to the U.S. Team of the All-Star Futures Game.
- Ⓢ Was a 2016 Southern League mid-season and post-season All-Star with Double-A Tennessee ... was added to the Cubs 40-man roster, November 18, 2016.
- Ⓢ Named the 2015 Mills Cup Championship Series MVP, hitting .474 in the series to help Myrtle Beach to the title.
- Ⓢ Was acquired from Atlanta, July 31, 2014, for infielder Emilio Bonifacio and lefty James Russell.
- Ⓢ Originally selected by the Braves in the second round of the 2013 Draft.
- Ⓢ Attended Miami Dade Junior College.

CAREER HIGHS

MOST HITS

3 (2x) — last, 8/18/17 vs. TOR

MOST DOUBLES

2 — 7/9/17 vs. PIT

LONGEST HITTING STREAK

4 games — 7/26-8/13/17

YEAR-BY-YEAR REVIEW

2017

Victor, named the Cubs Minor League Player of the Year, made his major league debut with the Cubs after he was recalled from Triple-A Iowa in late June ... hit .254 (15-for-59) in 31 games while making seven starts behind the plate ... named to the U.S. Team for the All-Star Futures Game, but did not participate due to his call-up to the Cubs.

- Ⓢ All told, amassed a 2.38 catcher's ERA in 75.2 innings behind the dish ... threw out two of eight baserunners attempting to steal.
- Ⓢ Also saw time at first base (eight games, three starts), right field (one game) and left field (one game).
- Ⓢ Was 6-for-12 (.500) against lefties, and hit .191 (9-for-47) against righthanders.
- Ⓢ Recalled on June 28 and made his major league debut as a pinch-hitter that night at the Nationals (0-for-1).
- Ⓢ Recorded his first big league hit, July 9 vs. Pittsburgh, when he doubled off A.J. Schugel ... finished the game 3-for-3 with two doubles and a RBI after coming off the bench in the fifth.
- Ⓢ Belted a game-winning solo homer in the seventh inning, July 30 in Milwaukee - his first career home run ... was optioned back to Iowa, August 1.
- Ⓢ Recalled again, August 11, when Willson Contreras landed on the 10-day D.L. (right hamstring strain) ... optioned back to Iowa, August 19, and returned to the big league club for good, September 1.
- Ⓢ In 69 games with Iowa prior to his first promotion, hit .341 (84-for-246) with 20 doubles, two triples, eight homers and 54 RBI ... had a .919 OPS.
- Ⓢ Named the Cubs Minor League Player of the Month for both May and June ... hit .366 (30-for-82) with 10 extra-base hits (including three homers) and 17 RBI in 24 May contests then batted .345 (30-for-87) with nine doubles, four homers, 21 RBI and a .970 OPS in 25 June games.

2016

Victor hit a career-best .291 (120-for-412) with 25 doubles, two triples, six homers and 47 RBI in 115 games for Double-A Tennessee, his first year at that level ... named a Southern League mid-season and post-season All-Star.

- Ⓢ Split time between catcher and first base ... threw out 26 of 100 baserunners attempting to steal in 82 games behind the plate ... did not commit an error in 279 total chances at first base spanning 30 games.
- Ⓢ Batted .342 (40-for-117) with a .426 on-base percentage against left-handed pitching.
- Ⓢ Hit .310 or better in three months: May (.313), June (.310) and August (.311).

2015

Helped Single-A Myrtle Beach to the Mills Cup title, hitting .257 (101-for-393) with a career-high 31 doubles, one triple, four homers and 53 RBI ... named the Mills Cup Championship Series MVP after hitting .474 in the series ... played 86 games at catcher and 12 at first base.

- Ⓢ Named Carolina League Player of the Week, August 24-30, hitting .500 (8-for-16) with three doubles, a triple and a RBI.
- Ⓢ Batted .342 (26-for-76) with nine doubles, a homer, nine RBI and a .917 OPS in 20 games from August 8-September 6.

2014

Victor began the campaign with Single-A Rome in the Braves organization before he was acquired by the Cubs, July 31, for infielder Emilio Bonifacio and lefty James Russell ... joined Single-A Kane County and hit .264 (14-for-53) with 13 RBI in 14 games to close out the season.

- Ⓢ Was his first season behind the plate, as he had manned third base in his first pro campaign.
- Ⓢ Between the two teams, threw out 32 of 101 baserunners attempting to steal (31.7 percent).
- Ⓢ Began the season with a .279 average (90-for-323) with 18 doubles, four triples, five homers and 42 RBI in 87 games for Rome.

2013

Victor played 58 games for Rookie League Danville after he was selected by the Braves in the second round of the Draft ... hit .290 (58-for-200) with 29 runs scored, 23 doubles, one triple, one homer, 25 RBI, 39 walks and a .415 on-base percentage ... played 47 games at third base and one at shortstop.

CAREER STATISTICS

| YEAR | TEAM | AVG | G | AB | R | H | 2B | 3B | HR | RBI | SH | SF | HP | BB | SO | SB-CS | E | OBP | SLG |
|----------------------------|----------------|-------------|------------|-------------|------------|------------|------------|-----------|-----------|------------|----------|-----------|-----------|------------|------------|------------|-----------|-------------|-------------|
| 2013 | Danville-R | .290 | 58 | 200 | 29 | 58 | 23 | 1 | 1 | 25 | 0 | 2 | 5 | 39 | 49 | 0-2 | 11 | .415 | .430 |
| 2014 | Rome-A | .279 | 87 | 323 | 42 | 90 | 18 | 4 | 5 | 42 | 1 | 3 | 4 | 34 | 59 | 1-1 | 7 | .352 | .406 |
| | Kane County-A | .264 | 14 | 53 | 7 | 14 | 4 | 1 | 0 | 13 | 0 | 1 | 0 | 4 | 10 | 0-0 | 0 | .310 | .377 |
| 2015 | Myrtle Beach-A | .257 | 112 | 393 | 39 | 101 | 31 | 1 | 4 | 53 | 0 | 6 | 5 | 49 | 75 | 0-0 | 5 | .342 | .372 |
| 2016 | Tennessee-AA | .291 | 115 | 412 | 57 | 120 | 25 | 2 | 6 | 47 | 0 | 8 | 6 | 54 | 80 | 2-1 | 2 | .375 | .405 |
| 2017 | Iowa-AAA | .342 | 83 | 292 | 50 | 100 | 27 | 3 | 10 | 61 | 0 | 6 | 1 | 27 | 48 | 1-0 | 6 | .393 | .558 |
| | CUBS | .254 | 31 | 59 | 6 | 15 | 3 | 0 | 1 | 2 | 0 | 0 | 3 | 4 | 13 | 0-0 | 2 | .333 | .356 |
| MINOR LEAGUE TOTALS | | .289 | 469 | 1673 | 224 | 483 | 128 | 12 | 26 | 241 | 1 | 26 | 21 | 207 | 321 | 4-4 | 31 | .369 | .426 |

| 2017/CAREER | PCT | G | PO | A | E | TC | DP | PB |
|--------------------|-------------|-----------|------------|-----------|----------|------------|----------|----------|
| Catcher | .977 | 12 | 76 | 10 | 2 | 88 | 1 | 0 |
| First Base | 1.000 | 8 | 33 | 2 | 0 | 35 | 3 | |
| Right Field | --- | 1 | 0 | 0 | 0 | 0 | 0 | |
| Left Field | --- | 1 | 0 | 0 | 0 | 0 | 0 | |
| M.L. TOTALS | .984 | 21 | 109 | 12 | 2 | 123 | 4 | 0 |

CAUGHT STEALING: 2017/Career – 2-for-8 (.250)

CAREER TRANSACTIONS

2013: Selected by Atlanta in the second round of draft (scout: Buddy Hernandez)

2014: Acquired by Cubs 7/31 for INF Emilio Bonifacio and LHP James Russell

WINDY CITY WARRIORS

Since the franchise's inception in 1876, 98 Cubs players and four managers have been born in the Chicago area (defined as Cook County and the collar counties of DuPage, Kane, Lake, McHenry and Will):

| | | | | |
|-----------------------------|---------------------------|--------------------------|-------------------------|-------------------------------|
| Players (last year): | Cliff Floyd (2007) | Tony Jacobs (1948) | Erik Pappas (1991) | Charlie Wiedemeyer (1934) |
| Cliff Aberson (1949) | George Flynn (1896) | Garry Jestadt (1971) | Josh Paul (2003) | Dean Wilkins (1990) |
| Sweetbread Bailey (1921) | Kevin Foster (1998) | Abe Johnson (1893) | Ted Pawelek (1946) | Bob Will (1963) |
| Dick Bartell (1939) | Chick Fraser (1909) | Don Johnson (1948) | Charlie Pechous (1917) | Ed Winceniak (1957) |
| Dick Bertell (1967) | Ed Gastfield (1885) | John Kane (1910) | George Piktuzis (1956) | Jim Woods (1957) |
| Brian Bogusevic (2013) | Emil Geiss (1887) | Tony Kaufmann (1927) | Paddy Quinn (1877) | Marvell Wynne (1990) |
| Michael Bowden (2013) | Jody Gerut (2005) | Ray King (1999) | Jeff Reed (2000) | Bob Zick (1954) |
| Bill Bowman (1891) | Tom Gorzelanny (2010) | Emil Kush (1949) | Laurie Reis (1878) | |
| Ray Brown (1909) | Larry Gura (1985) | Freddie Lindstrom (1935) | Don Robertson (1954) | Managers (final year): |
| Don Carlsen (1948) | Charlie Guth (1880) | Carl Lundgren (1909) | Germany Schaefer (1902) | Lou Boudreau (1960) |
| Bob Carpenter (1947) | Alan Hargeseheimer (1983) | Ron Mahay (2002) | Morrie Schick (1917) | Bob Kennedy (1965) |
| Al Carson (1910) | Mike Hechinger (1913) | Bill McCabe (1920) | Brian Schlitter (2015) | Hank O'Day (1914) |
| Phil Cavarretta (1953)* | Jack Hendricks (1902) | Alex McCarthy (1916) | Don Schulze (1984) | Mike Quade (2011) |
| Len Church (1966) | Roy Henshaw (1936) | Bill McClellan (1878) | Milt Scott (1882) | |
| Clem Clemens (1916) | John Hibbard (1884) | John Miklos (1944) | Eddie Stack (1914) | *Cavarretta also managed |
| Phil Collins (1923) | Larry Hoffman (1901) | Bill Moran (1895) | Jigger Statz (1925) | the team during his final |
| Jim Cook (1903) | John Hollison (1892) | George Moriarty (1904) | Rick Stelmazek (1974) | three seasons as a player |
| Ron Coomer (2001) | Billy Holm (1944) | Tony Murray (1923) | Tuffy Stewart (1914) | with the Cubs (1951-53). |
| Harry Croft (1901) | Fred Holmes (1904) | Pete O'Brien (1890) | Bill Stoneman (1968) | |
| Paddy Driscoll (1917) | Marty Honan (1891) | Bob O'Farrell (1934) | Sy Sutcliffe (1885) | |
| Paul Erickson (1948) | Trent Hubbard (2003) | Johnny Ostrowski (1946) | Todd Van Poppel (2001) | |
| Jim Fanning (1957) | Long Tom Hughes (1901) | Dave Otto (1994) | Andy Varga (1951) | |
| John Felske (1968) | Jim Hughes (1956) | Donn Pall (1994) | Mike Walker (1995) | |



21 TYLER CHATWOOD RHP

BATS: RIGHT THROWS: RIGHT HEIGHT: 5'11" WEIGHT: 200 MLS: 6•39

FULL NAME: Tyler Cole Chatwood
 OPENING DAY AGE: 28
 CONTRACT STATUS: Signed thru 2020
 SIGNED BY: Tim Corcoran (Los Angeles-A.L.)
 HOW ACQUIRED: Signed a three-year contract 12/7/17

BORN: 12/16/89 in Redlands, CA
 RESIDES: Scottsdale, AZ
 FAMILY: Married — Veronica



FACTS AND INFORMATION

Tyler signed a three-year major league contract with the Cubs, December 7, 2017 ... is 40-46 with two complete games, a shutout, two saves and a 4.31 ERA (310 ER/647.2 IP) in 130 major league appearances, all but 17 as a starter, covering six seasons with the Los Angeles Angels (2011) and Colorado Rockies (2012-14, 2016-17).

- Ⓢ Ranks second among qualified National League starting pitchers in road ERA the last two seasons with a 2.57 mark (45 ER/157.1 IP), trailing only Clayton Kershaw (2.16 ERA).
- Ⓢ Has gone 2-0 with a 0.69 ERA (1 ER/13.0 IP) in his two-career starts at Wrigley Field.
- Ⓢ Missed most of the 2014 season and the entire 2015 campaign due to his second Tommy John surgery.
- Ⓢ Made his major league debut with the Angels in April of 2011.
- Ⓢ Originally selected by the Angels in the second round of the 2008 Draft ... signed out of Redlands East Valley (Calif.) High School where he was twice named San Bernardino Player of the Year (2005, 2007) ... had his first Tommy John surgery as a sophomore in high school.

MAJOR LEAGUE REVIEW

2017

Made 25 starts and eight relief outings with the Rockies, going a combined 8-15 with a complete game shutout and a 4.69 ERA (77 ER/147.2 IP) ... posted a 3.49 ERA (30 ER/77.1 IP) on the road compared to a 6.01 ERA (47 ER/70.1 IP) at home.

- Ⓢ Went 8-14 with a 4.75 ERA (72 ER/136.1 IP) as a starter ... was 0-1 with one save and a 3.97 ERA (5 ER/11.1 IP) as a reliever.
- Ⓢ His 15 losses were tied for the most in the National League, while his 77 walks were third-most in the N.L. ... recorded a career-high 120 strikeouts.
- Ⓢ Made 19 starts to begin the season, going 6-11 with a 4.74 ERA (56 ER/106.1 IP) ... had seven relief outings and one start from July 26-September 2 ... moved back to the rotation on September 5 and went 2-2 with a 2.92 ERA (8 ER/24.2 IP) in five starts ... made his final appearance of the season out of the bullpen, September 30.
- Ⓢ Tossed his first-career complete game shutout, April 15 at San Francisco, allowing two hits and one walk with four strikeouts ... retired the first 17 batters in the club's 5-0 victory.
- Ⓢ Named the recipient of the Wilson Defensive Player of the Year as the best defensive pitcher in MLB.

2016

After missing all of the 2015 season while recovering from Tommy John surgery, went 12-9 with a 3.87 ERA (68 ER/158.0 IP), 70 walks and 117 strikeouts ... made a career-high 27 starts.

- Ⓢ On the road, he went 8-1 with a 1.69 ERA (15 ER/80.0 IP), 36 walks and 61 strikeouts ... was the lowest road ERA in MLB for the season, and the lowest in Rockies franchise history ... at home, went 4-8 with a 6.12 ERA (53 ER/78.0 IP), 34 walks and 56 strikeouts.
- Ⓢ Recorded a club-record 27.2-inning road scoreless streak, April 6-May 21, which was the longest by any pitcher since Wade Davis' 28.2-inning stretch in 2014 (April 26-Sept. 25) ... it was the longest such streak by a Major League starter since Josh Beckett's streak in 2014 (28.0 IP, May 25-July 22).
- Ⓢ His six-game win streak on the road (snapped at Philadelphia, August 14) was the longest road winning streak for the Rockies since Ubaldo Jimenez won six consecutive games, Sept. 20, 2009-May 3, 2010.
- Ⓢ Had two stints on the disabled list due to mid-back strains, June 19-July 5 and August 15-September 2 ... made two rehab starts, June 30 vs. Bakersfield for Single-A Modesto and August 29 at Richmond for Double-A Hartford.
- Ⓢ Was 3-1 with a 2.65 ERA (10 ER/23.0 IP) in five May starts ... was 6-3 with a 2.69 ERA (19 ER/63.2 IP) in his first 10 starts on the season.
- Ⓢ On July 24 vs. Atlanta in a 7-2 win, he became the first pitcher in MLB history to start a game, go only 5.0 innings and allow no runs while walking eight or more batters.

2015

Did not appear in the majors after having his second Tommy John surgery in July 2014 ... made two rehab starts with Single-A Modesto in September.

2014

Made four starts for the Rockies in April before being placed on the disabled list, April 30, and eventually undergoing Tommy John surgery in mid-July.

- Ⓢ Made his season debut, April 13 at San Francisco, after starting the year on the disabled list with a strained left hamstring.
- Ⓢ In four starts, went 1-0 with a 4.50 ERA (12 ER/24.0 IP), eight walks and 20 strikeouts ... final start was April 29 at Arizona, going 5.0 innings and allowing six hits and three runs.
- Ⓢ Was placed on the disabled list with right elbow tightness, April 30, and was later transferred to the 60-day disabled list, May 5 ... had UCL replacement surgery (Tommy John) on his right elbow in mid-July.

CAREER HIGHS

MOST STRIKEOUTS

11 — 7/26/13 vs. MIL

10+ STRIKEOUT GAMES

2 — last, 7/26/13 vs. MIL

COMPLETE GAMES

2 — last, 4/15/17 @ SF

SHUTOUTS

1 — 4/15/17 @ SF

MOST HITS ALLOWED

12 — 7/1/11 vs. LAD

MOST RUNS ALLOWED

8 (2x) — last, 8/2/17 vs. NYM

MOST HOMERS ALLOWED

3 — 4/23/14 vs. SF

MOST WALKS ALLOWED

8 (2x) — last, 6/24/17 @ LAD

LONGEST WINNING STREAK

3 G (2x) — last, 9/24/13-4/6/16

LONGEST LOSING STREAK

5 G (2x) — last, 6/24-8/2/17

CONSECUTIVE SCORELESS IP

16.1 IP — 4/23-5/4/16

2011

Started 20 games for the Rockies, going 8-5 with a career-best 3.15 ERA (39 ER/111.1 IP).

- Ⓢ Ranked second in the Major Leagues in ground ball percentage (59.3%) and home runs allowed per nine innings (0.40) (min. 20 starts).
- Ⓢ Forced opponents to ground into 17 double plays, the most among starting pitchers with fewer than 125 innings pitched.
- Ⓢ Was 5-2 with a 3.50 ERA (24 ER/61.2 IP) at home and 3-3 with a 2.72 ERA (15 ER/49.2 IP) on the road.
- Ⓢ Set a career high with 11 strikeouts July 26 vs. Milwaukee.
- Ⓢ At the plate, hit .300 (12-for-40) with three runs, one double, seven RBI and two walks ... was one of five pitchers to have three multi-hit games and his seven RBI were fifth among pitchers.

2012

In his second season in the majors, first with the Rockies, went 5-6 with one save and a 5.43 ERA (39 ER/64.2 IP) in 19 appearances, 12 starts.

- Ⓢ At 22 years old, was the youngest player on the Rockies' Opening Day roster, the first of his career.
- Ⓢ Was a reliever during his first two stints with the club, April 6-April 17 and June 29-July 13, going 1-1 with one save and a 7.62 ERA (11 ER/13.0 IP).
- Ⓢ Converted first career save, April 11 vs. San Francisco, going three innings and allowing one run on two hits.
- Ⓢ Recalled August 5 as a starter and went 4-5 with a 4.88 ERA (28 ER/51.2 IP) in 12 starts.

2011

Went 6-11 with a 4.75 ERA (75 ER/142.0 IP) in his rookie season with the Los Angeles Angels of Anaheim.

- Ⓢ Made his Major League debut, April 11 vs. Cleveland, taking the loss after pitching 5.0 innings and allowing four runs on four hits with four walks and three strikeouts ... did not allow a hit in his final 3.2 innings.
- Ⓢ Earned his first Major League win April 16 at Chicago (A.L.), allowing one run on five hits with two walks and three strikeouts over 7.0 innings.

MINOR LEAGUE REVIEW

- Ⓢ In **2012**, he made 13 starts between Double-A Tulsa and Triple-A Colorado Springs, going 1-3 with a 4.70 ERA (32 ER/61.1 IP).
- Ⓢ In **2011**, he made just four starts with Triple-A Salt Lake before making his major league debut.
- Ⓢ In **2010**, he was named the Angels' Minor League Pitcher of the Year after going a combined 13-9 with a 2.84 ERA (49 ER/155.1 IP) with High-A Rancho Cucamonga, Double-A Arkansas and Triple-A Salt Lake City ... named to the California League mid-season All-Star Team.
- Ⓢ In **2009**, he went 8-7 with a 4.02 ERA (52 ER/116.1 IP) with Low-A Cedar Rapids ... earned mid-season All-Star honors.
- Ⓢ In **2008**, he went 1-2 with a 3.08 ERA (13 ER/38.0 IP) in 11 starts with the Rookie Level Angels in his first professional season.

CAREER STATISTICS

| YEAR | TEAM | W-L | ERA | G | GS | CG | SHO | SV | IP | H | R | ER | HR | HB | BB | SO | WP | BK |
|-------------------------------|-----------------------|--------------|-------------|------------|------------|----------|----------|----------|--------------|------------|------------|------------|-----------|-----------|------------|------------|-----------|----------|
| 2008 | Angels-R | 1-2 | 3.08 | 11 | 11 | 0 | 0 | 0 | 38.0 | 25 | 15 | 13 | 1 | 0 | 36 | 48 | 7 | 0 |
| 2009 | Cedar Rapids-A | 8-7 | 4.02 | 24 | 24 | 0 | 0 | 0 | 116.1 | 99 | 60 | 52 | 3 | 3 | 66 | 106 | 11 | 0 |
| 2010 | Rancho Cucamonga-A | 4-3 | 1.77 | 14 | 13 | 0 | 0 | 0 | 81.1 | 71 | 18 | 16 | 6 | 2 | 36 | 70 | 5 | 0 |
| | Arkansas-AA | 8-6 | 3.82 | 12 | 12 | 1 | 1 | 0 | 68.1 | 72 | 38 | 29 | 3 | 2 | 27 | 36 | 7 | 0 |
| | Salt Lake-AAA | 1-0 | 6.35 | 1 | 1 | 0 | 0 | 0 | 5.2 | 9 | 4 | 4 | 1 | 0 | 0 | 3 | 0 | 0 |
| 2011 | Salt Lake-AAA | 1-2 | 5.06 | 4 | 4 | 0 | 0 | 0 | 16.0 | 21 | 11 | 9 | 2 | 2 | 11 | 11 | 1 | 0 |
| | Los Angeles (A.L.) | 6-11 | 4.75 | 27 | 25 | 0 | 0 | 0 | 142.0 | 166 | 81 | 75 | 14 | 6 | 71 | 74 | 3 | 1 |
| 2012 | Colorado | 5-6 | 5.43 | 19 | 12 | 0 | 0 | 1 | 64.2 | 74 | 43 | 39 | 9 | 0 | 33 | 41 | 4 | 0 |
| | Colorado Springs-AAA | 0-2 | 5.79 | 9 | 9 | 0 | 0 | 0 | 37.1 | 52 | 26 | 24 | 2 | 2 | 19 | 31 | 1 | 0 |
| | Tulsa-AA | 1-1 | 3.00 | 4 | 4 | 0 | 0 | 0 | 24.0 | 17 | 9 | 8 | 2 | 0 | 7 | 22 | 7 | 0 |
| 2013 | Colorado Springs-AAA# | 2-1 | 2.91 | 6 | 6 | 1 | 1 | 0 | 34.0 | 37 | 11 | 11 | 0 | 1 | 7 | 33 | 3 | 0 |
| | Colorado | 8-5 | 3.15 | 20 | 20 | 1 | 0 | 0 | 111.1 | 118 | 44 | 39 | 5 | 4 | 41 | 66 | 10 | 0 |
| 2014 | Colorado Springs-AAA# | 1-0 | 1.42 | 1 | 1 | 0 | 0 | 0 | 6.1 | 5 | 1 | 1 | 1 | 1 | 0 | 8 | 0 | 0 |
| | Colorado | 1-0 | 4.50 | 4 | 4 | 0 | 0 | 0 | 24.0 | 21 | 13 | 12 | 4 | 2 | 8 | 20 | 2 | 0 |
| 2015 | Modesto-A# | 0-0 | 2.25 | 2 | 2 | 0 | 0 | 0 | 4.0 | 3 | 1 | 1 | 1 | 0 | 2 | 5 | 0 | 0 |
| 2016 | Colorado | 12-9 | 3.87 | 27 | 27 | 0 | 0 | 0 | 158.0 | 147 | 75 | 68 | 15 | 5 | 70 | 117 | 7 | 0 |
| | Modesto-A# | 0-0 | 0.00 | 1 | 1 | 0 | 0 | 0 | 5.0 | 1 | 0 | 0 | 0 | 1 | 2 | 3 | 1 | 0 |
| | Hartford-AA# | 0-1 | 0.00 | 1 | 1 | 0 | 0 | 0 | 4.1 | 4 | 2 | 0 | 0 | 0 | 1 | 3 | 0 | 0 |
| 2017 | Colorado | 8-15 | 4.69 | 33 | 25 | 1 | 1 | 1 | 147.2 | 136 | 79 | 77 | 20 | 4 | 77 | 120 | 12 | 2 |
| MAJOR LEAGUE TOTALS | | 40-46 | 4.31 | 130 | 113 | 2 | 1 | 2 | 647.2 | 662 | 335 | 310 | 67 | 21 | 300 | 438 | 38 | 3 |
| AMERICAN LEAGUE TOTALS | | 6-11 | 4.75 | 27 | 25 | 0 | 0 | 0 | 142.0 | 166 | 81 | 75 | 14 | 6 | 71 | 74 | 3 | 1 |
| NATIONAL LEAGUE TOTALS | | 34-35 | 4.18 | 103 | 88 | 2 | 1 | 2 | 505.2 | 496 | 254 | 235 | 53 | 15 | 229 | 364 | 35 | 2 |
| MINOR LEAGUE TOTALS | | 27-25 | 3.43 | 90 | 89 | 2 | 2 | 0 | 440.2 | 416 | 196 | 168 | 22 | 14 | 214 | 379 | 43 | 0 |

#Includes Injury Rehabilitation Assignment

LAST MAJOR LEAGUE COMPLETE GAME/SHUTOUT: 4/15/17 @ San Francisco (W, 5-0)

| YEAR | AVG | AB | R | H | 2B | 3B | HR | RBI | SH | SF | HP | BB | SO | SB | CS | PCT | G | PO | A | E | TC | DP |
|--------------------|-------------|------------|-----------|-----------|----------|----------|----------|-----------|-----------|----------|----------|----------|-----------|----------|----------|-------------|------------|-----------|------------|----------|------------|-----------|
| 2017 | .154 | 39 | 5 | 6 | 1 | 0 | 0 | 2 | 7 | 0 | 0 | 1 | 9 | 0 | 0 | 1.000 | 33 | 6 | 37 | 0 | 43 | 3 |
| M.L. TOTALS | .217 | 161 | 13 | 35 | 3 | 1 | 0 | 14 | 21 | 0 | 0 | 6 | 39 | 0 | 0 | .959 | 130 | 48 | 115 | 7 | 170 | 10 |

LAST HIT: 9/15/17 vs. San Diego (single off Clayton Richard) ... number of at-bats since then — 2

MOST HITS: 3 — 4/29/13 @ Los Angeles (N.L.) ... MOST RBI: 2 (4x) — last, 9/15/17 vs. San Diego

CAREER TRANSACTIONS

2008: Selected by Los Angeles (A.L.) in the second round of draft (scout: Tim Corcoran)

2011: Acquired by Colorado for C Chris Iannetta 11/30

2013: On disabled list 8/2-9/1 ... right elbow inflammation ... included injury rehab assignment to Colorado Springs (8/27-9/1)

2014: On disabled list 3/19-4/13 ... strained left hamstring ... included injury rehab assignment to Colorado Springs (4/8-13)

2014: On disabled list 4/30-11/3 ... right elbow tightness

2015: On disabled list 3/1-11/6 ... recovery from right elbow surgery

2016: On disabled list 6/19-7/5 ... mid-back strain ... included injury rehab assignment to Modesto (6/30-7/5)

2016: On disabled list 8/15-9/2 ... mid-back strain ... included injury rehab assignment to Hartford (8/29-9/2)

2017: On disabled list 7/16-26 ... right calf strain

2017: Elected free agency 11/2 ... signed a three-year major league contract with Cubs 12/7

41 STEVE CISHEK RHP

BATS: RIGHT THROWS: RIGHT HEIGHT: 6' 6" WEIGHT: 217 MLS: 6+143



FULL NAME: Steven R. Cishek
 OPENING DAY AGE: 31, turns 32 on June 18
 CONTRACT STATUS: Signed thru 2019
 SIGNED BY: Brian Bridges & Keith Ryman (Florida)
 HOW ACQUIRED: Signed a two-year major league contract 12/16/17

BORN: 6/18/86 in Falmouth, MA
 RESIDES: Jupiter, FL
 FAMILY: Married — Marissa ...
 Children — Emmie and Avery



FACTS AND INFORMATION

Steve signed a two-year contract with the Cubs on December 16, 2017 ... has gone 24-28 with 47 holds, 121 saves and a 2.73 ERA (128 ER/421.2 IP) in 422 major league appearances, all in relief, covering all or part of eight seasons with the Marlins (2010-15), Cardinals (2015), Mariners (2016-17) and Rays (2017).

- Has struck out 449 batters in 421.2 innings pitched, an average of 9.6 strikeouts per nine innings, while limiting foes to a .217 batting average.
- Has made at least 60 relief appearances in four of the last six seasons ... appeared in a career-high 69 games with the Marlins in 2013 ... has recorded 121 career saves in 146 chances ... saved at least 25 games in three seasons (2013-14, 2016).
- Recipient of 2014 All Heart Award, presented to the Marlins player who best exemplifies the team's commitment to South Florida community by making a positive impact on the youth and serving as a role model for others.
- Hosts the Steve Cishek Winter Wiffle Ball Classic in offseason with proceeds benefitting youth in his hometown of Falmouth, Mass.
- Was originally selected by the Marlins in the fifth round of the 2007 Draft out of Carson-Newman College (Tenn.).

MAJOR LEAGUE REVIEW

2017

Began the season with Seattle before being traded to Tampa Bay, July 28, with cash considerations for P Erasmo Ramirez ... went a combined 3-2 with a 2.01 ERA (10 ER/44.2 IP), the lowest of his career.

- Had a 1.09 ERA (3 ER/24.2 IP) in 26 appearances with the Rays ... from the time of the trade through the end of the season, he ranked among A.L. leaders (min. 20 IP) in ERA (3rd), opp avg. (.153, 6th) and WHIP (0.81, 9th).
- From May 21 through season's end, led the A.L. (min. 25 IP) with a 1.43 ERA (7 ER/44.0 IP) in 47 outings.
- Held the opponent scoreless in 25 of his 26 appearances with Tampa Bay ... all three runs allowed came in the same outing, September 6 vs. Minnesota ... snapped a career-long streak of 20-straight scoreless outings.
- Began the season on the 10-day disabled list recovering from October 2016 surgery to repair a left hip labrum tear ... made his season debut, May 15.

2016

Went 4-6 with 25 saves and a 2.81 ERA (20 ER/64.0 IP) with 76 strikeouts in 62 relief appearances ... led Seattle relievers in outings and innings pitched.

- Was placed on the 15-day disabled list with a left hip labrum tear, August 2 ... activated, August 19, and went 2-0 with a 1.10 ERA (2 ER/16.1 IP) with 14 strikeouts in 18 games to finish the season.
- Prior to being placed on the disabled list, his 25 saves ranked tied for third in the A.L.
- Posted a 3.74 ERA (14 ER/33.2 IP) in 32 games with a save situation ... in non-save situations, had a 1.78 ERA (6 ER/30.1 IP) with 31 strikeouts.
- Was 2-1 with 11 saves in 12 chances with 0.98 ERA (2 ER/18.1 IP) with 22 strikeouts in first 16 relief outings, converting first nine save chances ... in final 28 games before D.L., was 0-5 with 14 saves in 19 chances with 4.91 ERA (16 ER/29.1 IP).
- Limited opponents to .190 (44-for-232) batting average, the 10th-best mark by an A.L. reliever.

2015

Went 2-6 with four saves and a 3.58 ERA (22 ER/55.1 IP) with 48 strikeouts in 59 combined relief outings with Miami and St. Louis.

- Went 1-1 with a 1.75 ERA (7 ER/36.0 IP) with 31 strikeouts in final 40 games of the season ... began season 1-5 with a 6.98 ERA (15 ER/19.1 IP) in first 19 games before being sent to Double-A Jacksonville (June 1-13).
- Traded to St. Louis on July 24 for RHP Kyle Barraclough.
- His 1.75 ERA from June 14-end of season was fifth-best in National League amongst relievers (min. 35.0 IP).

2014

Was 4-5 with 39 saves (43 opportunities) and 3.17 ERA (23 ER/65.1 IP) ... established career highs in saves and strikeouts (84) ... in N.L. was tied for fourth in save percentage (90.7) and tied for fifth in saves.

- His blown save April 25 at the Mets snapped a club record of 33-straight saves, the longest in the majors since Craig Kimbrel's 37-straight in 2013.
- Named co-N.L. Player of the Week for July 21-27 with Mets Jacob deGrom, posting 1.80 ERA (1 ER/5.0 IP) with five saves, becoming first closer in club history to record five saves in seven-game road trip and first in MLB to do so since Addison Reed (6 in seven-game trip) Aug. 15-22, 2013 (STATS LLC).
- Had save in first game back from trip, his sixth in eight-games, becoming first reliever in club history to do so (credit: Elias).
- Recorded 30th save of season, August 11 vs. St. Louis, becoming third pitcher in club history with consecutive 30+ save seasons (Juan Carlos Oviedo, 2010-11 & Robb Nen, 1996-97).

CAREER AWARDS

N.L. PLAYER OF THE WEEK

July 22-28, 2013
 July 21-27, 2014

CAREER HIGHS

MOST STRIKEOUTS

4 (2x) — last, 7/2/11 @ TEX

LONGEST RELIEF APPEARANCE

3.0 IP (3x) — last, 5/4/12 @ SD

MOST HITS ALLOWED

5 — 6/27/14 vs. OAK

MOST RUNS ALLOWED

4 (5x) — last, 4/7/15 vs. ATL

MOST WALKS ALLOWED

3 (4x) — last, 6/23/16 @ DET

LONGEST WINNING STREAK

6 G — 7/2/11-5/4/12

LONGEST LOSING STREAK

5 G (2x) — last, 5/13-8/1/16

CONSECUTIVE SCORELESS IP

19.0 IP — 7/25-9/5/17

2013

Was 4-6 with 2.33 ERA (18 ER/69.2 IP) and 34 saves in 69 games for the Marlins.

- Started season 1-4 with a 4.50 ERA (12 ER/24.0 IP) in first 24 games.
- Converted 29 consecutive save chances (June 8-end) to set club record (T. Jones, 27 in 2005), the longest active streak in Majors to end season and one of three streaks of 29+ that season; Craig Kimbrel (37) & Greg Holland (31).
- Notched a then career-best 17.0-IP scoreless streak, June 8-July 14.
- With Jose Fernandez, earned N.L. Co-Player of the Week honors July 22-28 (5-for-5).
- His 94.4 save percentage was tied for first in MLB (C. Janssen), and second-best in club history (R. Nen, 15-for-15 in 1994).
- Honored by South Florida Chapter of BBWAA with Marlins Good Guy Award.

2012

Was 5-2 with 15 saves (19 opps) and a 2.69 ERA (19 ER/63.2 IP) with the Marlins.

- Over his first 24 games, was 4-0 with one save and 1.14 ERA (3 ER/23.2 IP) ... had a 3.60 ERA (16 ER/40.0 IP) with 14 saves (16 opps) June 4-end of season.
- Tossed team-best 16.0 consecutive scoreless innings June 27-Aug. 11 and was 6-for-6 in save opportunities.
- Among N.L. relievers (min. 40 G), his .185 average against right-handed hitters was 11th-best.

2011

Was 2-1 with three saves and a 2.63 ERA (16 ER/54.2 IP) in 45 games for Miami after being recalled May 24.

- Combined with 4.1-scoreless innings in 2010, he began his career with 16.0-consecutive scoreless innings, a club record.
- Ranked among N.L. rookie reliever leaders in ERA (2nd), innings (6th), average against (8th) and strikeouts (t-8th).
- His 9.05 K/9.0 IP was eighth among N.L. rookie relievers and sixth in club history.
- Named Rookie of the Year by the South Florida Chapter of the BBWAA.

2010

Was selected to his first major league roster, September 20, and made his major league debut, September 26 at Milwaukee (2.0 IP) ... allowed just one hit in 4.1-scoreless innings in his first major league action.

MINOR LEAGUE REVIEW

- In **2011**, he went 1-1 with a 2.35 ERA (6 ER, 23.0 IP) in 15 relief appearances with Triple-A New Orleans prior to being recalled, May 24.
- In **2010**, he split the season between Single-A Jupiter and Double-A Jacksonville before being selected to Majors on September 20 ... went 3-1 with a 4.31 ERA (15 ER/31.1 IP) in 22 games at Jacksonville.
- In **2009**, he went 3-4 with two saves and 2.84 ERA (18 ER/57.0 IP) with 45 strikeouts in 37 games at Single-A Jupiter ... on minor league DL from August 13-end of season with right elbow inflammation.
- In **2008**, he went 3-5 with two saves and a 4.66 ERA (39 ER/75.1 IP) in 50 relief games with Single-A Greensboro.
- In **2007**, he made his pro debut with rookie level Jamestown, going 1-2 with nine saves, a 1.95 ERA (7 ER/32.1 IP) with 30 strikeouts in 25 relief outings ... led club in appearances and was second in ERA.

CAREER STATISTICS

| YEAR | TEAM | W-L | ERA | G | GS | CG | SHO | SV | IP | H | R | ER | HR | HB | BB | SO | WP | BK |
|-------------------------------|------------------|--------------|-------------|------------|----------|----------|----------|------------|--------------|------------|------------|------------|-----------|-----------|------------|------------|-----------|----------|
| 2007 | Jamestown-A | 1-2 | 1.95 | 25 | 0 | 0 | 0 | 9 | 32.1 | 20 | 13 | 7 | 1 | 2 | 19 | 30 | 3 | 0 |
| 2008 | Greensboro-A | 3-5 | 4.66 | 50 | 0 | 0 | 0 | 2 | 75.1 | 69 | 40 | 39 | 8 | 10 | 34 | 75 | 6 | 0 |
| 2009 | Jupiter-A | 3-4 | 2.84 | 37 | 0 | 0 | 0 | 2 | 57.0 | 36 | 23 | 18 | 2 | 9 | 16 | 45 | 6 | 2 |
| 2010 | Jupiter-A | 0-6 | 2.83 | 26 | 0 | 0 | 0 | 4 | 35.0 | 29 | 15 | 11 | 0 | 6 | 19 | 28 | 2 | 0 |
| | Jacksonville-AA | 3-1 | 4.31 | 22 | 0 | 0 | 0 | 2 | 31.1 | 30 | 16 | 15 | 0 | 5 | 10 | 34 | 6 | 0 |
| | Florida | 0-0 | 0.00 | 3 | 0 | 0 | 0 | 0 | 4.1 | 1 | 0 | 0 | 0 | 0 | 1 | 3 | 0 | 0 |
| 2011 | New Orleans-AAA | 1-1 | 2.35 | 15 | 0 | 0 | 0 | 0 | 23.0 | 18 | 7 | 6 | 1 | 2 | 12 | 19 | 2 | 0 |
| | Florida | 2-1 | 2.63 | 45 | 0 | 0 | 0 | 3 | 54.2 | 45 | 18 | 16 | 1 | 3 | 19 | 55 | 5 | 0 |
| 2012 | Miami | 5-2 | 2.69 | 68 | 0 | 0 | 0 | 15 | 63.2 | 54 | 26 | 19 | 3 | 6 | 29 | 68 | 1 | 1 |
| 2013 | Miami | 4-6 | 2.33 | 69 | 0 | 0 | 0 | 34 | 69.2 | 53 | 19 | 18 | 3 | 2 | 22 | 74 | 1 | 0 |
| 2014 | Miami | 4-5 | 3.17 | 67 | 0 | 0 | 0 | 39 | 65.1 | 58 | 26 | 23 | 3 | 1 | 21 | 84 | 1 | 0 |
| 2015 | Miami | 2-6 | 4.50 | 32 | 0 | 0 | 0 | 3 | 32.0 | 37 | 19 | 16 | 2 | 0 | 14 | 28 | 0 | 0 |
| | Jacksonville-AA | 0-0 | 0.00 | 5 | 0 | 0 | 0 | 2 | 6.0 | 5 | 0 | 0 | 0 | 0 | 0 | 4 | 0 | 0 |
| | St. Louis | 0-0 | 2.31 | 27 | 0 | 0 | 0 | 1 | 23.1 | 18 | 7 | 6 | 2 | 1 | 13 | 20 | 1 | 0 |
| 2016 | Seattle | 4-6 | 2.81 | 62 | 0 | 0 | 0 | 25 | 64.0 | 44 | 21 | 20 | 8 | 4 | 21 | 76 | 4 | 0 |
| | Everett-A# | 0-1 | 13.50 | 2 | 2 | 0 | 0 | 0 | 2.0 | 5 | 3 | 3 | 0 | 0 | 0 | 5 | 0 | 0 |
| 2017 | Seattle | 1-1 | 3.15 | 23 | 0 | 0 | 0 | 1 | 20.0 | 13 | 7 | 7 | 3 | 1 | 7 | 15 | 1 | 1 |
| | Arkansas-AAA# | 0-0 | 5.40 | 4 | 1 | 0 | 0 | 0 | 3.1 | 4 | 2 | 2 | 0 | 0 | 1 | 4 | 0 | 0 |
| | Tacoma-AAA# | 1-0 | 0.00 | 3 | 1 | 0 | 0 | 0 | 2.2 | 2 | 0 | 0 | 0 | 0 | 3 | 3 | 0 | 0 |
| | Tampa Bay | 2-1 | 1.09 | 26 | 0 | 0 | 0 | 0 | 24.2 | 13 | 3 | 3 | 0 | 2 | 7 | 26 | 2 | 0 |
| MAJOR LEAGUE TOTALS | | 24-28 | 2.73 | 422 | 0 | 0 | 0 | 121 | 421.2 | 336 | 146 | 128 | 25 | 20 | 154 | 449 | 16 | 2 |
| AMERICAN LEAGUE TOTALS | | 7-8 | 2.48 | 111 | 0 | 0 | 0 | 26 | 108.2 | 70 | 31 | 30 | 11 | 7 | 35 | 117 | 7 | 1 |
| NATIONAL LEAGUE TOTALS | | 17-20 | 2.82 | 311 | 0 | 0 | 0 | 95 | 313.0 | 266 | 115 | 98 | 14 | 13 | 119 | 332 | 9 | 1 |
| MINOR LEAGUE TOTALS | | 12-20 | 3.39 | 189 | 4 | 0 | 0 | 21 | 268.0 | 218 | 119 | 101 | 12 | 34 | 114 | 247 | 25 | 2 |

#Includes Injury Rehabilitation Assignment

SV/OPP: 2017 – 1/4 ... Career – 121/146 ... HOLDS: 2017 – 16 ... Career – 47 ... IR/IRS: 2017 – 24/5 ... Career – 117/33

| YEAR | AVG | AB | R | H | 2B | 3B | HR | RBI | SH | SF | HP | BB | SO | SB | CS | PCT | G | PO | A | E | TC | DP |
|--------------------|-------------|----------|----------|----------|----------|----------|----------|----------|----------|----------|----------|----------|----------|----------|----------|-------------|------------|-----------|-----------|-----------|-----------|----------|
| 2017 | .000 | 0 | 0 | 0 | 0 | 0 | 0 | 0 | 0 | 0 | 0 | 0 | 0 | 0 | 0 | .700 | 49 | 2 | 5 | 3 | 10 | 1 |
| M.L. TOTALS | .000 | 1 | 0 | 0 | 0 | 0 | 0 | 0 | 0 | 0 | 0 | 0 | 0 | 0 | 0 | .839 | 422 | 32 | 41 | 14 | 87 | 1 |

CAREER TRANSACTIONS

- 2007:** Selected by Florida in the fifth round of draft (scouts: Brian Bridges & Keith Ryman)
- 2015:** Acquired by St. Louis 7/24 for P Kyle Barraclough
- 2015:** Elected free agency 12/2 ... signed a two-year major league contract with Seattle 12/14
- 2016:** On disabled list 8/2-8/19 ... left hip labrum tear ... included injury rehab assignment to Everett (8/15-19)
- 2017:** On disabled list 3/30-5/15 ... recovery from left hip labrum surgery ... included injury rehab assignments to Arkansas and Tacoma
- 2017:** Acquired by Tampa Bay 7/28 for P Erasmo Ramirez
- 2017:** Elected free agency 11/2 ... signed a two-year major league contract with Cubs 12/16

40 WILLSON CONTRERAS C

BATS: RIGHT THROWS: RIGHT HEIGHT: 6'1" WEIGHT: 212 MLS: 1+108



FULL NAME: Willson Eduardo Contreras
OPENING DAY AGE: 25, turns 26 on May 13
CONTRACT STATUS: Signed thru 2018
SIGNED BY: Hector Ortega & Julio Figueroa
HOW ACQUIRED: Signed as a non-drafted free agent 7/2/09

BORN: 5/13/92 in Edo Carabobo, Venezuela
RESIDES: Puerto Cabello, Venezuela
FAMILY: Engaged — Andrea



FACTS AND INFORMATION

Willson is in his ninth season in the Cubs organization ... was added to the 40-man roster, November 20, 2015 and made his major league debut in 2016.

- Ⓢ Hit 33 homers in his first 175-career games, the most-ever by a Venezuelan-born major league player ... surpassed Miguel Cabrera's 32 homers in his first 175 games.
- Ⓢ His 33-career homers are the most by a Cubs catcher in his first two major league campaigns, surpassing the 22 homers hit by Cal Neeman in the 1957-58 seasons.
- Ⓢ Leads the majors with 10 catcher pickoffs since debuting ... no other catcher has more than seven since 2016.
- Ⓢ Batted .282 (71-for-252) with 14 doubles and 12 homers in 76 games in his debut season in the majors.
- Ⓢ Named the 2015 Cubs Minor League Player of the Year after leading the Southern League with a .333 batting average (151-for-454) to go along with 71 runs, 34 doubles, four triples, eight home runs and 75 RBI.
- Ⓢ Has batted .283 (537-for-1,896) in 517 minor league games across eight seasons.
- Ⓢ Selected as the top catching prospect in baseball by MLB.com heading into the 2016 season ... also ranked by MLB.com as the 51st-best prospect in baseball ... named the second-best prospect in the Cubs system by *Baseball America*.
- Ⓢ Named to the 2015 mid-season and postseason Southern League All-Star Team with Double-A Tennessee.
- Ⓢ Selected to play in the 2015 Arizona Fall League All-Star game.

MAJOR LEAGUE REVIEW

2017

In his first full season with the Cubs, Willson ranked second among all N.L. backstops with 21 homers, 74 RBI and 45 walks ... batted .276 (104-for-377) and recorded an .855 OPS.

- Ⓢ Was slotted in the cleanup spot for the first time on June 5 ... in 44 games hitting in a cleanup role, batted .307 (47-for-153) with seven doubles, 13 homers, 39 RBI and 25 walks ... posted a 1.012 OPS when batting fourth.
- Ⓢ Ranked fourth in the National League, throwing out 20 would-be base-stealers ... his six catcher pickoffs were tied for the major league lead with Milwaukee's Manny Pina.
- Ⓢ Twelve of his 21 homers came with runners on base, tied for the second-most on the Cubs.
- Ⓢ Became only the second Cubs catcher in the last 20 seasons to reach 20 homers, joining Geovany Soto (23 in 2008).
- Ⓢ Recorded three multi-homer efforts: May 12 at St. Louis, August 3 vs. Arizona and August 6 vs. Washington.
- Ⓢ Belted a ninth inning, game-tying three-run homer Opening Night, April 2, in St. Louis ... marked just the fifth time a Cub under the age of 25 homered in a season opener.
 - At 24 years and 324 days old on April 2, joins Corey Patterson in both 2003 and 2004, Matt Murton in 2006 and Anthony Rizzo in 2013.
- Ⓢ Recorded a career-high 10-game hitting streak that dated back to Sept. 28, 2016 and ran through April 13 ... hit .361 (13-for-36) with a 1.006 OPS during the run.
- Ⓢ April 16 vs. Pittsburgh, recorded a caught stealing and a pickoff in the seventh inning ... became the first Cubs backstop to record a caught stealing and a catcher pickoff in the same frame since Jody Davis, May 14, 1986 against the Giants (second inning).
- Ⓢ Belted his first career grand slam, April 22 in Cincinnati ... was the first regular-season slam by a Cubs catcher since Miguel Montero, September 6, 2015, vs. Arizona.
- Ⓢ Hit a solo homer off Clayton Kershaw, May 28, to lead off the second — was a 12-pitch at-bat, the latest in an at-bat a Cub went deep since Mike Fontenot in 2009 off Arizona's Dan Haren.
- Ⓢ Belted a lead-off homer, June 26 at Washington off Gio Gonzalez, in his first career game at the top of the order ... became the first catcher in franchise history to lead off a game with a homer ... was the first Cubs catcher to even bat leadoff since Michael Barrett, June 20, 2004 ... thanks to Ed Hartig.
- Ⓢ Enjoyed a torrid July, hitting .321 (27-for-84) with four doubles, seven homers, 19 RBI, 11 walks, a .400 OBP and .619 slugging mark, good for a 1.019 OPS ... became the first Cubs catcher with at least seven homers and 19 RBI in a month since Rick Wilkins (8 HR, 20 RBI) in June of 1993.
- Ⓢ Recorded his first career four-hit game, July 16 at Baltimore.
- Ⓢ Drove in a career-high six RBI, August 3 vs. Arizona ... was 3-for-5 with two homers and two runs scored.
- Ⓢ Was named N.L. Player of the Week for July 31-August 6 after batting .455 (10-for-22) with a league leading five homers, 13 RBI and 1.660 OPS in six games, including a pair of multi-homer efforts vs. Arizona and Washington.
- Ⓢ Batted .331 (50-for-151) with nine doubles, 16 homers, 45 RBI, 17 walks and 25 runs scored in 42 games from June 16-August 6 ... ranked second in the N.L. in both homers and RBI in that span.
- Ⓢ Suffered a right hamstring strain while running to first base, August 9 in San Francisco ... landed on the 10-day DL, August 11 (retro to August 10) ... played in two postseason games with Single-A Myrtle Beach on a rehab assignment, going 1-for-4 with a pair of walks.
- Ⓢ Went 4-for-8 with three RBI and six walks (.714 OBP) in his first four starts off the disabled list, September 12-16 ... ranked fourth in the N.L. with a .460 on-base percentage after returning on September 10 (min. 50 plate appearances).
- Ⓢ Went 7-for-32 (.219) with two homers, two RBI, five runs and six walks in 10 postseason games ... led the team in runs scored and walks, while tying for the team lead in homers.

CAREER AWARDS

N.L. PLAYER OF THE WEEK
July 31-August 6, 2017

CAREER HIGHS

MOST HITS

4 — 7/16/17 @ BAL

MOST RBI

6 — 8/3/17 vs. ARI

MOST RUNS

3 — 4/22/17 @ CIN

MOST WALKS

3 (2x) — last, 9/26/17 @ STL

MOST DOUBLES

2 (4x) — last, 7/15/17 @ BAL

TWO-HOMER GAMES

3 — last, 8/6/17 vs. WSH

GRAND SLAMS

1 — 4/22/17 @ CIN

PINCH-HIT HOMERS

1 — 6/19/16 vs. PIT

LEADOFF HOMERS

1 — 6/26/17 @ WSH

LONGEST HITTING STREAK

10 G — 9/28/16-4/13/17

2016

Willson was promoted to the Cubs, June 17, and made an instant impact both offensively and defensively ... batted .282 (71-for-252) with 14 doubles, 12 homers, 35 RBI and 26 walks, while catching 12 runners stealing and recording four catcher pickoffs.

- Ⓢ His 12 homers were the third-most by a Cubs rookie catcher in franchise history, trailing only Geovany Soto (23, 2008) and Randy Hundley (19, 1966).
- Ⓢ Played three positions, spending time at catcher (57 games), left field (24 games) and first base (three games).
- Ⓢ His 12 runners caught stealing ranked tied for second-most among rookie catchers, while his four pickoffs tied for second among all catchers.
- Ⓢ Beginning June 19, he ranked among N.L. rookies in homers (4th, 12), RBI (t-4th, 35), doubles (5th, 14) and walks (t-5th, 26).
- Ⓢ Batted .311 (23-for-74) against lefties and .270 (48-for-178) off righties ... however, had nearly identical OBPs against lefties (.354) and righties (.358).
- Ⓢ Hit at a .256 clip (10-for-39) in 17 postseason games, adding one homer and five RBI ... connected on an RBI double off Corey Kluber in Game Seven of the World Series, extending the Cubs lead to 3-1 ... homered off Clayton Kershaw in Game Six of the NLCS.
- Ⓢ Batted .452 (14-for-31) with three doubles and three homers in his last 11 games beginning September 16.
- Ⓢ Connected on eight of his 12 home runs at Wrigley Field ... batted .301 (40-for-133) with nine doubles and 23 RBI in 42 home contests.
- Ⓢ Hit a pinch-hit two-run homer on the first pitch of his first major league plate appearance, June 19 vs. Pittsburgh ... was the first homer by a Cubs player in their first plate appearance since Jorge Soler in 2014 ... was the first Cubs player to homer in his first major league plate appearance while in a game at Wrigley Field since Cuno Barragan, September 1, 1961 vs. the Giants (Elias).
 - ♦ Became the first MLB player with a homer on his first career pitch seen since Minnesota's Eddie Rosario, May 6, 2015 against the A's ... first N.L. player to do so since Pittsburgh's Starling Marte, July 26, 2012 against the Astros ... first Cubs player to do so since Jim Bullinger, June 8, 1992 at the Cardinals (thanks STATS Inc.).

- Ⓢ Reached safely in his first 13 major league games with a plate appearance, including hits in his first seven contests ... added a career-high 18-game on-base streak, July 3-25 ... was the longest streak by a Cubs rookie since Kosuke Fukudome reached in 19-straight contests, June 7-30, 2008.
- Ⓢ June 24 in Miami, hit a two-run homer in the first and broke a 4-4 tie with a run-scoring single in the seventh, helping the Cubs to a 5-4 victory.
- Ⓢ Was recalled from Triple-A Iowa, June 17, and made his major league debut that day as a defensive replacement.

MINOR LEAGUE REVIEW

- Ⓢ In **2016**, batted .353 (72-for-204) with 16 doubles, three triples, nine homers and 43 RBI in 55 games to begin the season with Iowa ... joined the Cubs on June 17 riding a 20-game hitting streak in Triple-A, during which he batted .383 (31-for-81).
- Ⓢ In **2015**, earned the Southern League batting title (.333/151-for-454) with Double-A Tennessee en route to Cubs Minor League Player of the Year honors.
 - ♦ Became the first Tennessee player to win the league batting title since Joe Gate in 1978.
- Ⓢ Named to the Southern League mid-season and postseason All-Star teams ... also named to the Arizona Fall League All-Star Game, hitting .283 with five doubles, three homers and eight RBI for Mesa.
- Ⓢ In **2014**, played 80 games for Single-A Daytona, hitting .242 (68-for-281), before he played 26 games for Aragua in the Venezuelan Winter League (.273/18-for-66).
- Ⓢ In **2013**, spent the entire season with Single-A Kane County, hitting .248 (77-for-310) ... had a career-best five triples ... played seven games with Aragua of the Venezuelan Winter League, batting .333 (5-for-15) with three runs scored and one double.
- Ⓢ In **2012**, made the transition from an infielder to a catcher, appearing in 39 games behind the dish for Single-A Boise.
- Ⓢ In **2011**, played for Single-A Boise in his first pro season outside of Summer League baseball.
- Ⓢ In **2010**, appeared in 17 games with the Cubs Dominican Summer League team ... recorded five multi-hit efforts.
- Ⓢ In **2009**, played in 29 games with the Cubs Dominican Summer League team after signing with the organization on July 2.

CAREER STATISTICS

| YEAR | TEAM | AVG | G | AB | R | H | 2B | 3B | HR | RBI | SH | SF | HP | BB | SO | SB-CS | E | OBP | SLG |
|------|----------------------------|-------------|------------|-------------|------------|------------|-----------|-----------|-----------|------------|----------|----------|-----------|------------|------------|--------------|-----------|-------------|-------------|
| 2009 | DSL Cubs2 | .205 | 29 | 112 | 13 | 23 | 5 | 2 | 1 | 6 | 2 | 0 | 6 | 10 | 26 | 2-2 | 16 | .305 | .313 |
| 2010 | DSL Cubs2 | .313 | 17 | 64 | 11 | 20 | 2 | 1 | 0 | 9 | 0 | 0 | 2 | 8 | 6 | 2-0 | 14 | .405 | .375 |
| 2011 | Boise-A | .261 | 60 | 222 | 31 | 58 | 5 | 4 | 2 | 27 | 3 | 0 | 3 | 11 | 41 | 3-2 | 23 | .305 | .347 |
| 2012 | Boise-A | .273 | 64 | 249 | 32 | 68 | 10 | 1 | 3 | 39 | 0 | 1 | 5 | 11 | 54 | 3-2 | 8 | .316 | .357 |
| 2013 | Kane County-A | .248 | 86 | 310 | 46 | 77 | 11 | 5 | 11 | 46 | 1 | 1 | 7 | 26 | 66 | 8-3 | 18 | .320 | .423 |
| 2014 | Daytona-A | .242 | 80 | 281 | 40 | 68 | 14 | 2 | 5 | 37 | 1 | 2 | 5 | 28 | 66 | 5-5 | 1 | .320 | .359 |
| 2015 | Tennessee-AA | *.333 | 126 | 454 | 71 | 151 | 34 | 4 | 8 | 75 | 0 | 3 | 7 | 57 | 62 | 4-4 | 8 | .413 | .478 |
| 2016 | Iowa-AAA | .353 | 55 | 204 | 40 | 72 | 16 | 3 | 9 | 43 | 0 | 2 | 6 | 28 | 32 | 4-4 | 2 | .442 | .593 |
| | CUBS | .282 | 76 | 252 | 33 | 71 | 14 | 1 | 12 | 35 | 0 | 1 | 4 | 26 | 67 | 2-2 | 6 | .357 | .488 |
| 2017 | CUBS | .276 | 117 | 377 | 50 | 104 | 21 | 0 | 21 | 74 | 1 | 2 | 3 | 45 | 98 | 5-4 | 14 | .356 | .499 |
| | MAJOR LEAGUE TOTALS | .278 | 193 | 629 | 83 | 175 | 35 | 1 | 33 | 109 | 1 | 3 | 7 | 71 | 165 | 7-6 | 20 | .356 | .494 |
| | MINOR LEAGUE TOTALS | .283 | 517 | 1896 | 284 | 537 | 97 | 22 | 39 | 282 | 7 | 9 | 41 | 179 | 353 | 31-22 | 90 | .356 | .419 |

*Led League

| PCT | G | PO | A | E | TC | DP | PB | 2017/CAREER | PCT | G | PO | A | E | TC | DP | PB |
|-------------|------------|-----------|-----------|------------|-----------|----------|----------|--------------------|-------------|-------------|------------|-----------|-------------|-----------|-----------|----|
| .985 | 108 | 782 | 86 | 13 | 881 | 7 | 7 | Catcher | .985 | 165 | 1171 | 117 | 19 | 1307 | 7 | 13 |
| 1.000 | 5 | 17 | 3 | 0 | 20 | 4 | — | First Base | 1.000 | 8 | 39 | 4 | 0 | 43 | 5 | — |
| 1.000 | 1 | 0 | 1 | 0 | 1 | 0 | — | Third Base | 1.000 | 1 | 0 | 1 | 0 | 1 | 0 | — |
| .750 | 4 | 3 | 0 | 1 | 4 | 0 | — | Left Field | .968 | 28 | 29 | 1 | 1 | 31 | 0 | — |
| — | 2 | 0 | 0 | 0 | 0 | 0 | — | Right Field | — | 2 | 0 | 0 | 0 | 0 | 0 | — |
| .985 | 802 | 90 | 14 | 906 | 11 | 7 | — | M.L. TOTALS | .986 | 1239 | 123 | 20 | 1382 | 12 | 13 | |

CAUGHT STEALING: 2017 - 20-for-81 (.247) ... Career - 32-for-115 (.278)

DIVISION SERIES STATISTICS

| YEAR | TEAM/OPP | AVG | G | AB | R | H | 2B | 3B | HR | RBI | SH | SF | HP | BB | SO | SB-CS | E | OBP | SLG |
|-------------------------------|-------------|-------------|----------|-----------|----------|----------|----------|----------|----------|----------|----------|----------|----------|----------|----------|------------|----------|-------------|-------------|
| 2016 | CHI vs. SF | .667 | 4 | 6 | 1 | 4 | 0 | 0 | 0 | 2 | 0 | 0 | 0 | 1 | 1 | 0-0 | 3 | .714 | .667 |
| 2017 | CHI vs. WSH | .214 | 5 | 14 | 3 | 3 | 0 | 0 | 1 | 1 | 0 | 0 | 0 | 6 | 3 | 0-0 | 0 | .450 | .429 |
| DIVISION SERIES TOTALS | | .350 | 9 | 20 | 4 | 7 | 0 | 0 | 1 | 3 | 0 | 0 | 0 | 7 | 4 | 0-0 | 3 | .519 | .500 |

LEAGUE CHAMPIONSHIP SERIES STATISTICS

| YEAR | TEAM/OPP | AVG | G | AB | R | H | 2B | 3B | HR | RBI | SH | SF | HP | BB | SO | SB-CS | E | OBP | SLG |
|-------------------|-------------|-------------|-----------|-----------|----------|----------|----------|----------|----------|----------|----------|----------|----------|----------|-----------|------------|----------|-------------|-------------|
| 2016 | CHI vs. LAD | .286 | 6 | 14 | 3 | 4 | 0 | 0 | 1 | 2 | 0 | 0 | 0 | 0 | 5 | 0-0 | 1 | .286 | .500 |
| 2017 | CHI vs. LAD | .222 | 5 | 18 | 2 | 4 | 0 | 0 | 1 | 1 | 0 | 0 | 0 | 0 | 8 | 0-0 | 0 | .222 | .389 |
| LCS TOTALS | | .250 | 11 | 32 | 5 | 8 | 0 | 0 | 2 | 3 | 0 | 0 | 0 | 0 | 13 | 0-0 | 1 | .250 | .438 |

WORLD SERIES STATISTICS

| YEAR | TEAM/OPP | AVG | G | AB | R | H | 2B | 3B | HR | RBI | SH | SF | HP | BB | SO | SB-CS | E | OBP | SLG |
|------|-------------|------|---|----|---|---|----|----|----|-----|----|----|----|----|----|-------|---|------|------|
| 2016 | CHI vs. CLE | .105 | 7 | 19 | 0 | 2 | 2 | 0 | 0 | 1 | 0 | 0 | 0 | 3 | 4 | 0-0 | 0 | .227 | .211 |

CAREER TRANSACTIONS

2009: Signed by Cubs as a non-drafted free agent 12/7 (scouts: Hector Ortega & Julio Figueroa)

2017: On disabled list 8/10-9/10 ... right hamstring strain ... included injury rehabilitation assignment to Myrtle Beach (9/7-8)

HOME RUNS IN THE STATCAST ERA

MLB Statcast, installed in all 30 major league ballparks in 2015, is a state-of-the-art tracking technology that collects data using a series of high-resolution optical cameras along with radar equipment. Below are the top five exit velocities (the speed of a baseball after being hit) and projected distances (the distance a home run ball would travel if unhindered by obstructions) on Cubs home runs according to Statcast since 2015.

| Player | Date/Opp | Exit Velo. | Player | Date/Opp | Proj. Distance |
|----------------------|-----------------|------------|-------------------|-----------------|----------------|
| 1. Kyle Schwarber | 9/19/17 @ TB | 114.3 mph | 1. Kris Bryant | 9/6/15 vs. ARI | 495 ft. |
| 2. Kyle Schwarber | 5/23/17 vs. SF | 114.2 mph | 2. Kris Bryant | 5/26/15 vs. WSH | 477 ft. |
| 3. Jorge Soler | 9/15/16 vs. MIL | 114.1 mph | 3. Kyle Schwarber | 5/23/17 vs. SF | 470 ft. |
| 4. Kyle Schwarber | 6/14/17 @ NYM | 113.6 mph | 4. Kris Bryant | 8/20/16 @ COL | 469 ft. |
| 5. Willson Contreras | 5/12/17 @ STL | 113.6 mph | 5. Kyle Schwarber | 6/14/17 @ NYM | 467 ft. |



66 RYAN COURT INF

BATS: RIGHT THROWS: RIGHT HEIGHT: 6'2" WEIGHT: 210 MLS: 0



FULL NAME: Ryan A. Court
OPENING DAY AGE: 29, turns 30 on May 28
CONTRACT STATUS: Signed thru 2018
SIGNED BY: Rick Short (Arizona)
HOW ACQUIRED: Signed a minor league contract 12/19/17

BORN: 5/28/88 in Elgin, IL
RESIDES: Steeple Hollow, IL
FAMILY: Single
NON-ROSTER INVITEE



FACTS AND INFORMATION

A non-roster invitee to Spring Training, Ryan signed a minor league contract with the Cubs in December of 2017 ... in six minor league seasons, he has batted .276 (592-for-2,142) with 141 doubles, 18 triples and 46 homers ... has been in the Arizona (2011-14) and Boston (2016-17) organizations, and spent one year in Independent baseball (2015).

- Ⓢ Has reached the Triple-A level each of the last two seasons ... spent all of last season with Triple-A Pawtucket.
- Ⓢ Selected by Arizona in the 23rd round of the 2011 draft out of Illinois State University ... was named to the All-Missouri Valley Conference First Team in 2011 ... made 159-straight starts over his final three seasons.
- Ⓢ Graduated from Dundee-Crown (Ill.) High School, roughly 40 miles northwest of Chicago.

YEAR-BY-YEAR REVIEW

2017

Spent the entire season with Triple-A Pawtucket, batting .263 (102-for-388) with 21 doubles, three triples, 10 homers and 44 RBI in 106 games.

- Ⓢ Batted .321 (34-for-106) off left-handed pitching compared to .241 (68-for-282) against righties.
- Ⓢ Played every infield position, as well as left field ... spent the most time at shortstop (41 starts) and left field (33 starts) ... made just four errors.

2016

Hit .277 (101-for-364) with 19 doubles, four triples, four homers and 46 RBI in 103 games between Double-A Portland and Triple-A Pawtucket, his first season in the Boston organization ... started 61 games at third base, 16 at first base, 14 at second base, six at shortstop and three in left field.

- Ⓢ Began the season with Portland and hit .319 (44-for-138) through 40 games before being promoted to Pawtucket on June 20.
- Ⓢ Hit safely in 13 of 17 PawSox games with an at-bat and returned to Portland on July 14.

2015

Spent the season in Independent ball with the Sioux City Explorers ... posted a .331/.400/.474 line with 22 doubles, two triples, nine homers, 52 RBI and 15 stolen bases.

2014

Split the season between Single-A Visalia and Double-A Mobile, batting a combined .259 (80-for-309) with 25 doubles, three triples, six homers and 37 RBI in 107 games.

- Ⓢ Began the season with Visalia, appearing in 46 games ... hit .272 (47-for-173) with 13 doubles, two triples and four homers.
- Ⓢ Promoted to Mobile, June 3, and finished the season with the BayBears ... batted .243 (33-for-136) with 12 doubles and two homers in 61 contests.

2013

Appeared in a career-high 127 games between Single-A South Bend, Single-A Visalia and Double-A Mobile ... posted a .315/.421/.496 line with career highs in runs (69), doubles (38), homers (11), RBI (67) and walks (72).

- Ⓢ Led South Bend hitters in average (.396), OBP (.476), slugging (.585) and OPS (1.061) before being promoted to Visalia on May 7, where he led in slugging (.610) and OPS (1.043) ... transferred to Mobile June 18.

2012

Played 102 games for Single-A South Bend, hitting .264 (101-for-383) with 64 runs, 24 doubles, two triples, eight homers, and 53 RBI.

2011

Spent the season with Rookie-level Missoula, ranking second on the team in games (70), tied for second in runs (47), tied for fourth in hits (74), tied for third in doubles (14), and sixth in RBI (33).

CAREER STATISTICS

| YEAR | TEAM | AVG | G | AB | R | H | 2B | 3B | HR | RBI | SH | SF | HP | BB | SO | SB-CS | E | OBP | SLG |
|----------------------------|----------------|-------------|------------|-------------|------------|------------|------------|-----------|-----------|------------|----------|-----------|-----------|------------|------------|--------------|-----------|-------------|-------------|
| 2011 | Missoula-R | .271 | 70 | 273 | 47 | 74 | 14 | 3 | 7 | 33 | 1 | 1 | 5 | 35 | 85 | 5-3 | 11 | .363 | .421 |
| 2012 | South Bend-A | .264 | 102 | 383 | 64 | 101 | 24 | 2 | 8 | 53 | 3 | 4 | 9 | 38 | 111 | 6-1 | 19 | .341 | .399 |
| 2013 | South Bend-A | .396 | 29 | 106 | 22 | 42 | 14 | 0 | 2 | 19 | 0 | 2 | 2 | 16 | 26 | 2-2 | 6 | .476 | .585 |
| | Visalia-A | .326 | 39 | 141 | 28 | 46 | 10 | 3 | 8 | 29 | 0 | 2 | 4 | 24 | 37 | 2-0 | 4 | .433 | .610 |
| | Mobile-AA | .258 | 59 | 178 | 19 | 46 | 14 | 0 | 1 | 19 | 0 | 2 | 4 | 32 | 56 | 2-2 | 7 | .380 | .354 |
| 2014 | Visalia-A | .272 | 46 | 173 | 23 | 47 | 13 | 2 | 4 | 21 | 0 | 1 | 1 | 20 | 58 | 4-3 | 6 | .349 | .439 |
| | Mobile-AA | .243 | 61 | 136 | 18 | 33 | 12 | 1 | 2 | 16 | 1 | 2 | 3 | 18 | 40 | 4-1 | 4 | .340 | .390 |
| 2015 | Sioux City-IND | .331 | 99 | 369 | 65 | 122 | 22 | 2 | 9 | 52 | 2 | 4 | 4 | 41 | 56 | 15-2 | 17 | .400 | .474 |
| 2016 | Portland-AA | .277 | 85 | 303 | 44 | 84 | 16 | 3 | 4 | 39 | 2 | 1 | 2 | 39 | 76 | 3-2 | 7 | .362 | .389 |
| | Pawtucket-AAA | .279 | 18 | 61 | 8 | 17 | 3 | 1 | 0 | 7 | 0 | 1 | 0 | 5 | 8 | 1-1 | 3 | .328 | .361 |
| 2017 | Pawtucket-AAA | .263 | 106 | 388 | 49 | 102 | 21 | 3 | 10 | 44 | 1 | 2 | 5 | 46 | 125 | 5-2 | 4 | .347 | .410 |
| MINOR LEAGUE TOTALS | | .276 | 615 | 2142 | 322 | 592 | 141 | 18 | 46 | 280 | 8 | 18 | 35 | 273 | 622 | 34-17 | 71 | .365 | .423 |

CAREER TRANSACTIONS

- 2011:** Selected by Arizona in 23rd round of draft (scout: Rick Short)
- 2015:** Released by Arizona 3/28
- 2016:** Signed a one-year minor league contract with Boston 5/2
- 2017:** Declared minor league free agent 11/6 ... signed a one-year minor league contract with Cubs 12/19

ROBERTO CLEMENTE AWARD

Since 1971, Major League Baseball has annually presented an award that recognizes a player who best exemplifies the game of baseball through sportsmanship, community involvement and positive contributions to his team. In 2017, Anthony Rizzo was honored as the league-wide recipient of the award, the first Cubs winner since Sammy Sosa in 1998 ... Rizzo was the Cubs recipient for the fifth-consecutive year.

In 1973, following the tragic death of Roberto Clemente, the award was named to honor the man whose spirit and goodwill will always be remembered. The 12-time All-Star and Hall of Famer was killed in a plane crash in 1972 delivering food and medical supplies to earthquake victims of Nicaragua. The award, sponsored by John Hancock Financial Services, recognizes those individuals who truly understand the value of helping others.

A panel of baseball dignitaries, including Vera Clemente and Commissioner Rob Manfred, annually selects the winner from a list of 30 candidates, one from each Major League Baseball Club. These local winners are announced in September during Roberto Clemente Day. The winner of the national Roberto Clemente Award is announced during a pre-game ceremony at the World Series. Past winners include Craig Biggio, Clayton Kershaw, Jamie Moyer, Jim Thome, Curt Schilling, Al Leiter, Tony Gwynn, Willie Mays, Ozzie Smith, Cal Ripken, Jr., Albert Pujols, Derek Jeter, Andrew McCutchen and Curtis Granderson.





11 YU DARVISH RHP

BATS: RIGHT THROWS: RIGHT HEIGHT: 6'5" WEIGHT: 216 MLS: 6•0

FULL NAME: Sefat Farid Yu Darvish
OPENING DAY AGE: 31, turns 32 on August 16
CONTRACT STATUS: Signed thru 2023
SIGNED BY: Texas
HOW ACQUIRED: Signed a six-year major league contract 2/13/18

BORN: 8/16/86 in Osaka, Japan
RESIDES: Kobe City, Japan



FACTS AND INFORMATION

A four-time All-Star, Yu signed a six-year contract with the Cubs in February of this year ... has gone 56-42 with a 3.42 ERA (316 ER/832.1 IP) and 1,021 strikeouts in 131-career major league starts with the Rangers (2012-17) and Dodgers (2017).

- Will become the eighth Japanese-born player in Cubs history, and the fifth pitcher.
- Ranked among A.L. Cy Young Award vote-getters in both 2012 (ninth) and 2013 (second) ... was named Rangers Pitcher of the Year in 2013 and 2014.
- Since 2012, ranks first among all pitchers in strikeouts per nine innings (11.04) ... ranks fourth in hits allowed per nine innings (7.29) and opponents batting average (.219).
- Set a major league record with 812 strikeouts in his first 100-career starts ... also became the fastest pitcher to 1,000 strikeouts by games pitched (128 games).
- Has made six-career postseason starts, including four starts in 2017 ... went 2-2 with a 3.52 ERA (9 ER/23.0 IP) in his first four postseason starts before allowing eight earned runs in 3.1 innings in two starts in last year's World Series.
- Missed the entire 2015 season and the beginning of 2016 after undergoing Tommy John Surgery in March of 2015 ... surgery was performed by Dr. James Andrews.
- Led the majors with 277 strikeouts in 2013, the second-highest single-season total ever by a Ranger, and his 2.83 ERA that year was sixth-lowest in team history.
- Has retired at least the first 15 batters in a game five times in his career, twice taking a no-hitter into the eighth inning.
- Had a seven-year career with the Hokkaido Nippon-Ham Fighters of the Japanese Pacific League in Nippon Professional Baseball (NPB) from 2005-11 ... was a two-time Pacific League Most Valuable Player (2007, 2009) and one of 10 pitchers in the history of Japanese professional baseball to win multiple MVP awards in a career.
- Pitched for Gold Medal-winning Japan teams in the 2009 World Baseball Classic and the 2007 Asian Baseball Championship, and also appeared for Japan in the 2008 Beijing Olympics.
- Attended Tohoku High School in northern Sendai, a school which also produced major league pitchers Kazuhiro Sasaki and Takashi Saito.

MAJOR LEAGUE REVIEW

2017

Yu made 31 starts between the Rangers and Dodgers, his most games started since a career-high 32 games in 2013 ... went a combined 10-12 with a 3.86 ERA (80 ER/186.2 IP) and 209 strikeouts, his third season with at least 200 strikeouts.

- Limited righties to a .194 average, the seventh-lowest mark in the majors ... overall held opponents to a .228 average, the 13th-best mark in the majors.
- Acquired by the Dodgers at the July 31 trade deadline in a four-player trade with the Texas Rangers ... went 4-3 in nine starts with Los Angeles, posting a 3.44 ERA (19 ER/49.2 IP) and struck out 61 batters against 13 walks ... held hitters to a .235 average and posted a 1.15 WHIP.
- Went 2-0 with a 0.47 ERA (1 ER/19.1 IP) in his final three regular season starts, striking out 21 batters against just one walk.
- Notched his 1,000th-career strikeout, September 8 vs. Colorado ... became the fastest pitcher to reach the mark both in terms of games (128) and innings pitched (812.0 IP).
- In 15 starts on the road, he went 6-4 with a 2.44 ERA (25 ER/92.1 IP) and struck out 105 batters against just 28 walks.
- In 22 starts with the Rangers, he went 6-9 with a 4.01 ERA (61 ER/137.0 IP) and limited the opposition to a .225 average, while punching out 148 batters against 45 walks.
- Selected to the A.L. All-Star team for the fourth time in his career, most by a pitcher in Rangers history ... was not eligible to pitch in the game since he started Texas' game on the Sunday prior to the All-Star break.
- Went 2-2 with a 6.14 ERA (10 ER/14.2 IP) in four postseason starts ... was 2-0 with a 1.59 ERA (2 ER/11.1 IP) in his first two postseason outings, including collecting the win in NLCS Game Three at Wrigley Field (6.1 IP, 6 H, 1 ER) ... however, he allowed eight earned runs in 3.1 IP in two World Series starts.

2016

Was limited to 17 starts due to a pair of disabled list stints as he returned from Tommy John surgery ... finished 7-5 with a 3.41 ERA (38 ER/100.1 IP), posting a 1.12 WHIP and 132 strikeouts ... averaged 11.8 strikeouts per nine innings.

- Made his season debut May 28 and went 2-0 with a 2.87 ERA (5 ER/15.2 IP) in his first three starts ... left his start June 8 with right shoulder discomfort and was placed on the disabled list ... returned July 16.
- Allowed three or fewer earned runs in nine-straight starts from July 16-August 29.
- Pitched at Wrigley Field July 16, striking out nine of 20 batters faced ... was just the fourth outing in Texas history of at least nine strikeouts while facing 20 or fewer batters.
- Hit his first-career home run August 24 at Cincinnati.
- Among pitchers with at least 50.0 innings pitched after the All-Star Break, he ranked second in the majors with 12.01 strikeouts per nine innings.

CAREER AWARDS

A.L. ALL STAR TEAM
2012, 2013, 2014, 2017
A.L. ROOKIE OF THE MONTH
April, 2012

CAREER HIGHS

MOST STRIKEOUTS
15 – 8/12/13 @ HOU

10+ STRIKEOUT GAMES
34 – last, 8/10/17 @ ARI

COMPLETE GAMES
2 – last, 7/23/14 @ NYY (4.1 IP)

SHUTOUTS
1 – 6/11/14 vs. MIA (6 H)

MOST HITS ALLOWED
11 (2x) – last, 7/4/17 vs. BOS

MOST RUNS ALLOWED
10 – 7/26/17 vs. MIA

MOST HOMERS ALLOWED
3 (4x) – last, 8/16/17 vs. CWS

MOST WALKS ALLOWED
6 (5x) – last, 9/19/13 @ TB

LONGEST WINNING STREAK
6 G – 8/28/12-4/7/13

LONGEST LOSING STREAK
5 G – 6/18-7/26/17

CONSECUTIVE SCORELESS IP
18.0 IP – 4/12-24/13

2015

Missed the entire season after undergoing Tommy John surgery March 17 ... left his Spring Training start March 5 vs. Kansas City with right triceps tightness.

- Ⓢ Surgery was performed by Dr. James Andrews in Gulf Breeze, Fla. ... the ligament in Darvish's elbow was replaced with the Palmaris tendon from his right forearm.

2014

Was Rangers Pitcher of the Year for a second straight season despite making just 22 starts and missing the last seven weeks due to right elbow inflammation.

- Ⓢ Led staff in strikeouts (182, 10th in A.L.) and quality starts (14), and tied for club lead in wins (10) and complete games (two).
- Ⓢ Posted his first career complete game and first shutout on June 11, 2014 vs. Miami, a six-hitter, ending run of 72 starts to begin his career without a complete game.
- Ⓢ Posted five scoreless starts of 8.0+ innings, tied with St. Louis' Adam Wainwright for most in MLB and most by a Ranger since 1977.
- Ⓢ Opened season on 15-day disabled list (3/22-4/5) with neck stiffness after being scratched from scheduled spring start on 3/21, missing slated Opening Day outing ... also scratched from scheduled start on May 27 at Minnesota with neck stiffness.
- Ⓢ Was placed on the 15-day DL again on August 13 (retroactive to August 10) with right elbow inflammation and was officially shut down for the remainder of the season on September 6.

2013

Earned Rangers Pitcher of the Year honors ... led the majors with 277 strikeouts, the highest total in the A.L. since 2000, and 11.89 strikeouts per 9.0 innings.

- Ⓢ Allowed the A.L.'s lowest opponent batting average (.194) and fewest hits per 9.0 innings (6.22), ranked third among league qualifiers in fewest baserunners per 9.0 innings (10.00) and was fourth in earned run average (2.83) and WHIP (1.07).
- Ⓢ Also led the Rangers in wins (13) and finished second in innings (204.0) and starts (31).
- Ⓢ Was Rangers April Player of the Month at 5-1 with a 2.33 ERA over six starts while tying the club record for wins in that month.
- Ⓢ Suffered four 1-0 losses, the most in the majors since 1989.
- Ⓢ Held the opponent scoreless in seven games, matching a club record.
- Ⓢ Was on the disabled list July 7-21 with a right trapezius strain ... was bothered by nerve irritation in his back in September.

2012

In his first major league season, he led all rookies with 221 strikeouts and 191.1 innings, while tying Arizona's Wade Miley with 16 wins.

- Ⓢ Set club records for wins and strikeouts by a rookie and had the third-most innings pitched.
- Ⓢ Overall, he had the A.L.'s third-lowest opponents' batting average (.220), second-best strikeouts per 9.0 innings ratio (10.4), and also ranked among the league leaders in strikeouts (fifth), walks (fourth, 89), wins (t-sixth) and winning percentage (seventh, .640).
- Ⓢ Joined Cleveland's Herb Score in 1955 as the only rookies in A.L. history with at least 16 wins and 210 strikeouts in a season.
- Ⓢ Defeated Seattle in his major league debut on April 9 in Arlington and was 4-0 with a 2.18 ERA in his first five starts ... earned A.L. Rookie of the Month honors for April.
- Ⓢ Went 5-1 with a 2.35 ERA in his final eight starts ... had four-straight starts of at least 7.0 innings while allowing four-or-fewer hits September 3-20.

NPB (JAPAN) REVIEW

Appeared in seven professional seasons with the Hokkaido Nippon-Ham Fighters of the Nippon Professional Baseball League ... went 93-38 with a 1.99 ERA (281 ER/1268.1 IP) in 167 games (164 starts), posting a 0.98 WHIP, 55 complete games, 18 shutouts and 1250 strikeouts.

- Ⓢ Joined the Fighters in 2005 at the age of 18 and led all NPB pitchers from 2005-11 in ERA, wins, innings, opponents average and shutouts.
- Ⓢ His 1.99 career ERA was the lowest among all active pitchers (min. 1200.0 innings) at the time of his departure to MLB.
- Ⓢ Was granted permission by the Fighters to participate in the MLB posting process December 8, 2011 ... Hokkaido informed MLB December 19 that it had accepted the Rangers' bid ... agreed to a deal with Texas January 18, 2012.

2011

Went 18-6 with a 1.44 ERA (37 ER/232.0 IP) for Hokkaido in his final season in Japan ... marked the lowest ERA of his career.

- Ⓢ Led NPB in strikeouts, innings, opponents average (.190), shutouts (tied), home runs per 9 innings (0.19), opponents OBP (.229), and opponents slugging (.241).
- Ⓢ His 276 strikeouts were most by a pitcher in NPB since Nomo had 276 in 1993.
- Ⓢ Following a season-opening loss, he went 13-1 with a 0.99 ERA over his next 14 starts from April 19-June 20 ... named Pacific League Monthly MVP in May.

2010

Went 12-8 with a 1.78 ERA (40 ER/202.0 IP) in 26 games (25 starts).

- Ⓢ Led all NPB pitchers in ERA for a second-straight year, and also had most strikeouts (222) and complete games (10).

2009

Was named Pacific League MVP and was also named to PL Best Nine ... went 15-5 with a 1.73 ERA (35 ER/182.0 IP) in 23 starts.

- Ⓢ Was 2-1 with a 2.08 ERA (3 ER/13.0 IP) in five games (two starts) for Japan in the World Baseball Classic ... was on the mound to finish Japan wins in both the semifinals and finals on March 22-23 at Dodger Stadium.

2008

Went 16-4 with a 1.88 ERA (42 ER/200.2 IP) in 25 games (24 starts) ... was named the PL Monthly MVP 3 times: March (1-0, 18.0 scoreless innings), April (4-0, 1.54), and September (5-0, 1.29).

- Ⓢ Won a Pacific League Golden Glove Award for a second-straight year.
- Ⓢ Took a leave to represent Japan at the 2008 Beijing Olympics, going 0-1 with a 5.14 ERA (4 ER/7.0 IP) and 10 strikeouts in three games (one start).

2007

Won his lone career Eiji Sawamura Award, which honors the top starting pitcher in NPB, and was named Pacific League MVP ... named to PL's Best Nine, won a Golden Glove Award, and was named an All-Star, all of which were career firsts.

- Ⓢ Went 15-5 with a 1.82 ERA (42 ER/207.2 IP) in 26 starts ... opponents batted career-low .174 as he posted career-best 12 complete games, both the top figures in NPB.
- Ⓢ Pitched for team Japan that won Gold Medal at the Asian Baseball Championship in Taiwan in December.

2006

Went 12-5 with a 2.89 ERA (48 ER/149.2 IP) in 25 games (24 starts) in his first full season with Hokkaido, as club won its first Japan Series title since 1961.

- Ⓢ Made three starts in the postseason, going 2-1 with a 2.01 ERA (5 ER/22.1 IP), including a win in the fifth and deciding game of Japan Series Championship vs. Chunichi at Sapporo Dome.
- Ⓢ Was the Asian Series MVP in Hokkaido's win over Taiwan's La New Bears following the Japan Series.

2005

Made his NPB debut at the age of 18 on June 15, defeating Hiroshima ... became the 12th pitcher in NPB history to earn a win in a pro debut as a rookie straight out of high school.

CAREER STATISTICS

| YEAR | TEAM | W-L | ERA | G | GS | CG | SHO | SV | IP | H | R | ER | HR | HB | BB | SO | WP | BK |
|------|-------------------------------|--------------|-------------|------------|------------|-----------|-----------|----------|-------------------------|------------|------------|------------|-----------|-----------|------------|-------------|-----------|----------|
| 2005 | Nippon Ham-NPB | 5-5 | 3.53 | 14 | 14 | 2 | 1 | 0 | 94.1 | 97 | 37 | 37 | 7 | 3 | 48 | 52 | 2 | 0 |
| 2006 | Nippon Ham-NPB | 12-5 | 2.89 | 25 | 24 | 3 | 2 | 0 | 149.2 | 128 | 55 | 48 | 12 | 6 | 64 | 115 | 5 | 1 |
| 2007 | Nippon Ham-NPB | 15-5 | 1.82 | 26 | 26 | 12 | 3 | 0 | 207.2 | 123 | 48 | 42 | 9 | 13 | 49 | 210 | 4 | 0 |
| 2008 | Nippon Ham-NPB | 16-4 | 1.88 | 25 | 24 | 10 | 2 | 0 | 200.2 | 136 | 44 | 42 | 11 | 9 | 44 | 208 | 4 | 1 |
| 2009 | Nippon Ham-NPB | 15-5 | 1.73 | 23 | 23 | 8 | 2 | 0 | 182.0 | 118 | 36 | 35 | 9 | 6 | 45 | 167 | 5 | 0 |
| 2010 | Nippon Ham-NPB | 12-8 | 1.78 | 26 | 25 | 10 | 2 | 0 | 202.0 | 158 | 48 | 40 | 5 | 7 | 47 | 222 | 6 | 0 |
| 2011 | Nippon Ham-NPB | 18-6 | 1.44 | 28 | 28 | 10 | 6 | 0 | 232.0 | 156 | 42 | 37 | 5 | 6 | 36 | 276 | 10 | 1 |
| 2012 | Texas | 16-9 | 3.90 | 29 | 29 | 0 | 0 | 0 | 191.1 | 156 | 89 | 83 | 14 | 10 | 89 | 221 | 8 | 0 |
| 2013 | Texas | 13-9 | 2.83 | 32 | 32 | 0 | 0 | 0 | 209.2 | 145 | 68 | 66 | 26 | 8 | 80 | 277* | 7 | 1 |
| 2014 | Texas | 10-7 | 3.06 | 22 | 22 | 2 | 1 | 0 | 144.1 | 133 | 54 | 49 | 13 | 2 | 49 | 182 | 14 | 1 |
| 2015 | Texas | | | | | | | | DID NOT PITCH — INJURED | | | | | | | | | |
| 2016 | Texas | 7-5 | 3.41 | 17 | 17 | 0 | 0 | 0 | 100.1 | 81 | 43 | 38 | 12 | 3 | 31 | 132 | 6 | 0 |
| | Round Rock-AAA# | 0-1 | 2.57 | 2 | 2 | 0 | 0 | 0 | 7.0 | 3 | 3 | 2 | 1 | 0 | 3 | 7 | 0 | 0 |
| | Frisco-AA# | 1-1 | 2.25 | 5 | 5 | 0 | 0 | 0 | 20.0 | 14 | 7 | 5 | 1 | 0 | 7 | 24 | 1 | 0 |
| 2017 | Texas | 6-9 | 4.01 | 22 | 22 | 0 | 0 | 0 | 137.0 | 115 | 63 | 61 | 20 | 5 | 45 | 148 | 9 | 1 |
| | Los Angeles (N.L.) | 4-3 | 3.44 | 9 | 9 | 0 | 0 | 0 | 49.2 | 44 | 20 | 19 | 7 | 1 | 13 | 61 | 3 | 0 |
| | MAJOR LEAGUE TOTALS | 56-42 | 3.42 | 131 | 131 | 2 | 1 | 0 | 832.1 | 674 | 337 | 316 | 92 | 29 | 307 | 1021 | 47 | 3 |
| | AMERICAN LEAGUE TOTALS | 52-39 | 3.42 | 122 | 122 | 2 | 1 | 0 | 782.2 | 630 | 317 | 297 | 85 | 28 | 294 | 960 | 44 | 3 |
| | NATIONAL LEAGUE TOTALS | 4-3 | 3.44 | 9 | 9 | 0 | 0 | 0 | 49.2 | 44 | 20 | 19 | 7 | 1 | 13 | 61 | 3 | 0 |
| | JAPAN LEAGUE TOTALS | 93-38 | 1.99 | 167 | 164 | 55 | 18 | 0 | 1268.1 | 916 | 310 | 281 | 58 | 50 | 333 | 1250 | 36 | 3 |
| | MINOR LEAGUE TOTALS | 1-2 | 2.33 | 7 | 7 | 0 | 0 | 0 | 27.0 | 17 | 10 | 7 | 2 | 0 | 10 | 31 | 1 | 0 |

*Led League ... #Injury Rehabilitation Assignment

LAST MAJOR LEAGUE COMPLETE GAME: 7/23/14 at New York-A.L. (L, 2-1, 4.1 IP) ... **LAST MAJOR LEAGUE SHUTOUT:** 6/11/14 vs. Miami (W, 6-0)

| YEAR | AVG | AB | R | H | 2B | 3B | HR | RBI | SH | SF | HP | BB | SO | SB | CS | PCT | G | PO | A | E | TC | DP |
|--------------------|-------------|-----------|----------|----------|----------|----------|----------|----------|----------|----------|----------|----------|-----------|----------|----------|-------------|------------|-----------|-----------|----------|------------|----------|
| 2017 | .059 | 17 | 0 | 1 | 0 | 0 | 0 | 0 | 2 | 0 | 0 | 1 | 14 | 0 | 0 | .963 | 31 | 8 | 18 | 1 | 27 | 3 |
| M.L. TOTALS | .129 | 31 | 1 | 4 | 1 | 0 | 1 | 1 | 2 | 0 | 0 | 1 | 20 | 0 | 0 | .991 | 131 | 45 | 71 | 1 | 117 | 8 |

LAST HIT: 9/2/17 at San Diego (single off Jordan Lyles) ... number of at-bats since then — 7

HOME RUNS: 1 — 8/24/16 at Cincinnati vs. Arizona (Tim Adleman)

WILD CARD STATISTICS

| YEAR | TEAM/OPP | W-L | ERA | G | GS | CG | SHO | SV | IP | H | R | ER | HR | HB | BB | SO | WP | BK |
|------|-------------|-----|------|---|----|----|-----|----|-----|---|---|----|----|----|----|----|----|----|
| 2012 | TEX vs. BAL | 0-1 | 2.70 | 1 | 1 | 0 | 0 | 0 | 6.2 | 5 | 3 | 2 | 0 | 1 | 0 | 7 | 0 | 0 |

DIVISION SERIES STATISTICS

| YEAR | TEAM/OPP | W-L | ERA | G | GS | CG | SHO | SV | IP | H | R | ER | HR | HB | BB | SO | WP | BK |
|------|-------------------------------|------------|-------------|----------|----------|----------|----------|----------|-------------|----------|----------|----------|----------|----------|----------|-----------|----------|----------|
| 2016 | TEX vs. TOR | 0-1 | 9.00 | 1 | 1 | 0 | 0 | 0 | 5.0 | 5 | 5 | 5 | 4 | 1 | 1 | 4 | 0 | 0 |
| 2017 | LAD vs. ARI | 1-0 | 1.80 | 1 | 1 | 0 | 0 | 0 | 5.0 | 2 | 1 | 1 | 1 | 1 | 0 | 7 | 0 | 0 |
| | DIVISION SERIES TOTALS | 1-1 | 5.40 | 2 | 2 | 0 | 0 | 0 | 10.0 | 7 | 6 | 6 | 5 | 2 | 1 | 11 | 0 | 0 |

LEAGUE CHAMPIONSHIP SERIES STATISTICS

| YEAR | TEAM/OPP | W-L | ERA | G | GS | CG | SHO | SV | IP | H | R | ER | HR | HB | BB | SO | WP | BK |
|------|-------------|-----|------|---|----|----|-----|----|-----|---|---|----|----|----|----|----|----|----|
| 2017 | LAD vs. CHI | 1-0 | 1.42 | 1 | 1 | 0 | 0 | 0 | 6.1 | 6 | 1 | 1 | 1 | 0 | 1 | 7 | 0 | 0 |

WORLD SERIES STATISTICS

| YEAR | TEAM/OPP | W-L | ERA | G | GS | CG | SHO | SV | IP | H | R | ER | HR | HB | BB | SO | WP | BK |
|------|-------------|-----|-------|---|----|----|-----|----|-----|---|---|----|----|----|----|----|----|----|
| 2017 | LAD vs. HOU | 0-2 | 21.60 | 2 | 2 | 0 | 0 | 0 | 3.1 | 9 | 9 | 8 | 2 | 0 | 2 | 0 | 0 | 0 |

ALL-STAR GAME STATISTICS

| YEAR | TEAM/SITE | W-L | ERA | G | GS | CG | SHO | SV | IP | H | R | ER | HR | HB | BB | SO | WP | BK |
|------|-----------|-----|------|---|----|----|-----|----|---------------|---|---|----|----|----|----|----|----|----|
| 2012 | A.L./KC | | | | | | | | DID NOT PITCH | | | | | | | | | |
| 2013 | A.L./NYY | | | | | | | | DID NOT PITCH | | | | | | | | | |
| 2014 | A.L./MIN | 0-0 | 0.00 | 1 | 0 | 0 | 0 | 0 | 1.0 | 0 | 0 | 0 | 0 | 0 | 0 | 1 | 0 | 0 |
| 2017 | A.L./MIA | | | | | | | | DID NOT PITCH | | | | | | | | | |

WORLD BASEBALL CLASSIC STATISTICS

| YEAR | TEAM | W-L | ERA | G | GS | CG | SHO | SV | IP | H | R | ER | HR | HB | BB | SO | WP | BK |
|------|-------|-----|------|---|----|----|-----|----|------|---|---|----|----|----|----|----|----|----|
| 2009 | JAPAN | 2-1 | 2.08 | 5 | 2 | 0 | 0 | 0 | 13.0 | 7 | 4 | 3 | 0 | 0 | 6 | 20 | 0 | 0 |

CAREER TRANSACTIONS

- 2012:** Signed by Texas as a free agent via posting system 1/18
- 2013:** On disabled list 7/7-22 ... right trapezius strain
- 2014:** On disabled list 3/21-4/6 ... neck stiffness
- 2014:** On disabled list 8/10-end of season ... right elbow inflammation
- 2015:** On disabled list 4/5-end of season ... Tommy John surgery
- 2016:** On disabled list 3/25-5/28 ... recovery from Tommy John surgery ... included injury rehab assignments with Frisco (5/1-5 & 5/17-27) and Round Rock (5/6-16)
- 2016:** On disabled list 6/9-7/16 ... right shoulder discomfort ... included injury rehab assignment with Frisco (7/4-15)
- 2017:** Acquired by Los Angeles (N.L.) 7/31 for RHP A.J. Alexy, INF Brendon Davis and INF Willie Calhoun
- 2017:** On disabled list 8/17-27 ... lower back tightness
- 2017:** Elected free agency 11/2
- 2018:** Signed a six-year major league contract with Cubs 2/13

CUBS FROM JAPAN

The Cubs have had seven Japanese-born players in their history; infielder Munenori Kawasaki, outfielders Kosuke Fukudome and So Taguchi, right-handed pitchers Kyuji Fujikawa and Koji Uehara and left-handed pitchers Hisanori Takahashi and Tsuyoshi Wada.

Uehara pitched in 49 games for the Cubs in 2017, going 3-4 with two saves and a 3.98 ERA.

Kawasaki played in 14 games for the Cubs in 2016, batting .333 (7-for-21) with three runs. Fukudome made his Cubs debut, March 31, 2008 vs. Milwaukee (went 3-for-3 with a double, home run and three RBI), becoming the first Japanese-born Cub. He went on to appear in 513 games for Chicago, spanning four seasons from 2008-11. Taguchi played in six games for Chicago during the 2009 campaign.

Wada made 21 appearances (20 starts) with the Cubs from 2014-15. He made his major league debut on July 8, 2014 vs. Cincinnati, becoming the first ever Japanese-born pitcher to start a game for the Cubs.

Fujikawa pitched in 12 games for Chicago in 2013 before missing the season's final four months due to an elbow injury that necessitated Tommy John surgery. He returned in 2014 to appear in 15 games. Takahashi made the 2013 club out of Spring Training after signing a minor league deal with the organization. He pitched in three April games for Chicago before he was designated for assignment.



43 TAYLOR DAVIS C

BATS: RIGHT THROWS: RIGHT HEIGHT: 5'10" WEIGHT: 200 MILS: 0+27



FULL NAME: Taylor M. Davis
OPENING DAY AGE: 28
CONTRACT STATUS: Signed thru 2018
SIGNED BY: Tim Wilken
HOW ACQUIRED: Signed as a non-drafted free agent 7/11/11

BORN: 11/28/89 in Tampa, FL
RESIDES: Jeffersonville, IN
FAMILY: Married — Amberleigh
NON-ROSTER INVITEE



FACTS AND INFORMATION

Taylor made his major league debut in 2017 as a September call-up ... enters his eighth professional season after signing with Chicago as a non-drafted free agent in July of 2011 ... owns a .284 batting average (421-for-1,485) with 97 doubles, 26 homers and 221 RBI in 461 career minor league games.

- Ⓢ Has appeared in 252 games at Triple-A Iowa over the last three seasons, batting .288 (242-for-839) with 59 doubles and 12 home runs.
- Ⓢ In 229 games at catcher, has thrown out 70 baserunners stealing ... has also appeared at first base, third base, left field and pitcher (2.1 IP).
- Ⓢ Selected by the Marlins in the 49th round of the 2008 draft, but did not sign ... attended Morehead (Ky.) State University.

YEAR-BY-YEAR REVIEW

2017

Taylor spent the entire minor league season with Triple-A Iowa before earning his first promotion to the majors in September ... batted .297 (106-for-357) with 27 doubles and six homers in 102 games with Iowa ... hit .231 (3-for-13) with one RBI in eight games with the Cubs.

- Ⓢ Finished second among I-Cubs with a .297 average (min. 30 games played) ... led the team with 62 RBI.
- Ⓢ Threw out 23 percent (13-of-57) of potential base stealers from behind the dish.
- Ⓢ Reached base in 39-straight games from August 10, 2016-May 1, 2017 ... was the longest streak for an I-Cub since at least 2008.
- Ⓢ Had his contract selected by the Cubs, September 5, and made his major league debut, September 8 ... recorded his first hit, September 14 vs. the Mets.
- Ⓢ Hit a game-winning RBI double in the 11th inning, September 28 at St. Louis ... marked his only extra-base hit and RBI with the Cubs.

2016

Taylor spent most of the season with Triple-A Iowa, batting .251 (56-for-223) with 13 doubles, two homers and 20 RBI in 67 games ... began the season with Double-A Tennessee, batting .339 (19-for-56) with 10 RBI in 15 games ... was promoted to Iowa, April 29.

- Ⓢ Missed time from May 27-July 8 with a left hand sprain ... included injury rehab stint with Single-A Eugene (six games).

2015

Taylor reached the Triple-A level for the first time in his career, combining to hit .311 (103-for-331) with a .361 on-base percentage in 104 games between Double-A Tennessee and Triple-A Iowa ... saw time at catcher (49 games) and first base (30) as well as brief appearances at third base and left field.

- Ⓢ In his 49 games behind the dish, threw out 18 of 51 baserunners attempting to steal (35 percent).
- Ⓢ Hit two homers, both solo shots, June 25 at Mobile while with Tennessee.
- Ⓢ Opened the season with Iowa, and hit .282 (31-for-110) in 40 games before he was transferred to Tennessee, June 16 ... hit .353 (12-for-34) with a 1.242 OPS in 10 games prior to returning to Iowa, July 4.
- Ⓢ From July 4 through season's end, hit .321 with an .810 OPS in 53 games between Iowa and Tennessee.
- Ⓢ Played four games for the Toros in the Dominican Winter League in October.

2014

In 53 games with Double-A Tennessee, hit .319 (44-for-138) with 11 doubles, a triple, four homers and 29 RBI ... recorded a .375 on-base percentage.

- Ⓢ Threw out nine of 41 baserunners (22 percent) attempting to steal.
- Ⓢ Had two stints on Tennessee's disabled list due to calf strains, April 3-17 and July 9-23.
- Ⓢ Drove in a season-high five runs, July 26 at Birmingham ... collected four RBI, August 16 vs. Huntsville.

2013

Limited to 33 games with Single-A Daytona and Double-A Tennessee due to a right calf strain ... batted .206 (21-for-102) with four doubles and two homers.

2012

Hit .257 (57-for-222) with 12 doubles, two triples, three homers and 38 RBI in 70 Single-A games between Peoria and Daytona.

- Ⓢ Threw out 10 of 25 (40 percent) of baserunners attempting to steal.
- Ⓢ Hit .338 (22-for-65) in 18 games with Peoria to start the season before he was promoted to Daytona in mid-May.

2011

Batted .308 (12-for-39) with an .878 OPS in 11 games with the Rookie League Cubs in his first professional action.

CAREER STATISTICS

| YEAR | TEAM | AVG | G | AB | R | H | 2B | 3B | HR | RBI | SH | SF | HP | BB | SO | SB-CS | E | OBP | SLG |
|----------------------------|--------------|-------------|------------|-------------|------------|------------|-----------|-----------|-----------|------------|----------|-----------|----------|------------|------------|------------|-----------|-------------|-------------|
| 2011 | Mesa-R | .308 | 11 | 39 | 10 | 12 | 1 | 3 | 0 | 10 | 0 | 1 | 1 | 5 | 3 | 0-0 | 2 | .391 | .487 |
| 2012 | Daytona-A | .223 | 52 | 157 | 15 | 35 | 8 | 0 | 2 | 26 | 0 | 2 | 1 | 21 | 24 | 3-2 | 5 | .315 | .312 |
| | Peoria-A | .338 | 18 | 65 | 5 | 22 | 4 | 2 | 1 | 12 | 0 | 3 | 0 | 8 | 8 | 0-0 | 1 | .395 | .508 |
| 2013 | Daytona-A | .217 | 27 | 83 | 9 | 18 | 2 | 0 | 2 | 8 | 0 | 0 | 0 | 9 | 15 | 0-1 | 2 | .293 | .313 |
| | Tennessee-AA | .158 | 6 | 19 | 1 | 3 | 2 | 0 | 0 | 1 | 0 | 0 | 0 | 0 | 4 | 0-0 | 1 | .158 | .263 |
| 2014 | Tennessee-AA | .319 | 53 | 138 | 19 | 44 | 11 | 1 | 4 | 29 | 0 | 1 | 1 | 12 | 14 | 0-0 | 2 | .375 | .500 |
| 2015 | Iowa-AAA | .309 | 83 | 259 | 29 | 80 | 19 | 2 | 4 | 29 | 2 | 0 | 0 | 21 | 37 | 0-1 | 2 | .361 | .444 |
| | Tennessee-AA | .319 | 21 | 72 | 11 | 23 | 7 | 0 | 5 | 14 | 1 | 0 | 0 | 5 | 11 | 0-0 | 2 | .364 | .625 |
| 2016 | Tennessee-AA | .339 | 15 | 56 | 7 | 19 | 3 | 1 | 0 | 10 | 0 | 3 | 0 | 4 | 6 | 0-0 | 0 | .365 | .429 |
| | Iowa-AAA | .251 | 67 | 223 | 24 | 56 | 13 | 1 | 2 | 20 | 3 | 1 | 1 | 30 | 28 | 2-0 | 2 | .341 | .345 |
| | Eugene-A | .176 | 6 | 17 | 2 | 3 | 0 | 0 | 0 | 0 | 0 | 0 | 0 | 5 | 2 | 0-0 | 0 | .364 | .176 |
| 2017 | Iowa-AAA | .297 | 102 | 357 | 41 | 106 | 27 | 1 | 6 | 62 | 3 | 8 | 1 | 37 | 45 | 0-3 | 4 | .357 | .429 |
| | CUBS | .231 | 8 | 13 | 1 | 3 | 1 | 0 | 0 | 1 | 0 | 0 | 0 | 0 | 4 | 0-0 | 0 | .231 | .308 |
| MINOR LEAGUE TOTALS | | .284 | 461 | 1485 | 173 | 421 | 97 | 11 | 26 | 221 | 9 | 19 | 5 | 157 | 197 | 5-7 | 23 | .350 | .416 |

| 2017/CAREER | PCT | G | PO | A | E | TC | DP | PB |
|--------------------|--------------|-----------|----------|----------|-----------|----------|----------|----|
| Catcher | 1.000 | 1 | 6 | 0 | 0 | 6 | 0 | 0 |
| First Base | 1.000 | 2 | 9 | 0 | 0 | 9 | 0 | -- |
| Third Base | 1.000 | 2 | 0 | 2 | 0 | 2 | 0 | -- |
| M.L. TOTALS | 1.000 | 15 | 2 | 0 | 17 | 0 | 0 | |

CAUGHT STEALING: 2017/Career – 0-for-2 (.000)

CAREER TRANSACTIONS

- 2011:** Signed by Cubs as a non-drafted free agent 7/11 (scout: Tim Wilken)
- 2017:** Declared free agent 12/1 ... signed a minor league contract with Cubs 12/16

PUT ON YOUR RALLY CAPS

Last victory when trailing by:

- 5+ runs April 18, 2017 vs. Milwaukee (down 5-0, won 9-7)
- 7+ runs July 7, 2011 at Washington (down 8-0, won 10-9)
- 9 runs* August 29, 1989 vs. Houston (down 9-0, won 10-9 in 10 inn.)

Last loss when leading by:

- 5+ runs May 4, 2015 at St. Louis (up 5-0, lost 10-9)
- 6+ runs August 23, 2013 at San Diego (up 6-0, lost 8-6)
- 8+ runs June 28, 2002 at Chicago-A.L. (up 8-0, lost 13-9)

*ties franchise record, done twice

The Cubs record for largest last-inning come-from-behind rally is seven runs. On June 29, 1952, at Cincinnati's Crosley Field, the Cubs entered the top of the ninth inning trailing 8-2. With two out and no runners on, the Cubs went on to score seven runs and defeated the Reds 9-8.

Last victory when trailing entering ninth inning: September 21, 2017 at Milwaukee (down 3-2, won 5-3 in 10 innings)

Last victory when entering ninth inning with a five-plus run deficit: May 10, 2000 vs. Milwaukee (down 8-3 entering bottom of ninth, scored five runs in ninth, won 9-8 in 11 innings)

71 OSCAR DE LA CRUZ RHP

BATS: RIGHT THROWS: RIGHT HEIGHT: 6'4" WEIGHT: 200 MLS: 0



FULL NAME: Oscar Eduardo De La Cruz
 OPENING DAY AGE: 23
 CONTRACT STATUS: Signed thru 2018
 SIGNED BY: Jose Serra & Marino Encarnacion
 HOW ACQUIRED: Signed as a non-drafted free agent 10/1/12

BORN: 3/4/95 in La Romana, D.R.
 RESIDES: La Romana, D.R.



FACTS AND INFORMATION

Oscar is in his sixth season in the Cubs organization since signing with the club as a non-drafted free agent in October of 2012 ... is ranked as the sixth best prospect in the organization by *Baseball America* entering 2018.

- Ⓢ Was the fifth-best prospect by *Baseball America* entering 2017, and the eighth-best prospect entering 2016.
- Ⓢ Has gone 20-10 with a 2.83 ERA (80 ER/254.2 IP) in 53-career minor league games, all but four as a starter ... reached the high-A level in 2017 with Myrtle Beach.
- Ⓢ Was named a mid-season and year-end All Star in 2015 with Single-A Eugene ... has twice earned Pitcher of the Week honors.
- Ⓢ A native of the Dominican Republic, Oscar made his pro debut in 2013 with the Dominican Summer League Cubs.

YEAR-BY-YEAR REVIEW

2017

Oscar went 4-3 with a 3.46 ERA (21 ER/54.2 IP) in 12 starts with Single-A Myrtle Beach, his first appearance at the high-A level ... also made one rehab appearance with rookie league Mesa, tossing 2.0-scoreless innings.

- Ⓢ Was placed on the disabled list, May 30, with a chest injury ... was activated, August 24, after a rehab outing with Mesa.
- Ⓢ Tossed a 7.0-inning complete game shutout, May 14 vs. Lynchburg ... allowed just five hits and walked none.
- Ⓢ Went 3-0 with a 2.63 ERA (7 ER/24.0 IP) in four May starts prior to his injury.

2016

Limited to just nine games after beginning the season on the disabled list ... made his season debut July 13 ... went a combined 1-3 with a 3.00 ERA (13 ER/39.0 IP) between Mesa, Single-A Eugene and Single-A South Bend.

- Ⓢ Made six starts with South Bend, going 1-2 with a 3.25 ERA (10 ER/27.2 IP) ... struck out 35 batters while walking eight ... did not allow a homer.
- Ⓢ Named Midwest League Pitcher of the Week for August 8-14 after tossing 5.0-scoreless innings.
- Ⓢ Allowed just one earned run in 8.1 innings across two starts with Eugene.

2015

In his first season in the United States, he went 6-3 with a 2.84 ERA (23 ER/73.0 IP) in 13 starts with Single-A Eugene ... earned mid-season and year-end All-Star honors as he tied or set team-highs in wins, innings pitched and strikeouts (73).

- Ⓢ Held the opponent to one or zero runs in seven of his 13 outings.
- Ⓢ Named the Cubs Minor League Pitcher of the Month for August after going 3-1 with a 2.73 ERA (9 ER/29.2 IP) in five starts ... he also earned Northwest League pitcher of the week honors for August 24-30 after striking out a career-high 13 batters in 7.0 innings, August 26 vs. Spokane.

2014

Pitched a career-high 75.0 innings with the DSL Cubs, going 8-1 with a 1.80 ERA (15 ER/75.0 IP) in 14 starts ... allowed one or zero earned runs in each of his first nine starts.

2013

Oscar made his pro debut with the DSL Cubs, appearing in four games, including one start ... went 1-0 with a 6.55 ERA (8 ER/11.0 IP).

CAREER STATISTICS

| YEAR | TEAM | W-L | ERA | G | GS | CG | SHO | SV | IP | H | R | ER | HR | HB | BB | SO | WP | BK |
|----------------------------|----------------|--------------|-------------|-----------|-----------|----------|----------|----------|--------------|------------|-----------|-----------|-----------|-----------|-----------|------------|-----------|----------|
| 2013 | DSL Cubs-R | 1-0 | 6.55 | 4 | 1 | 0 | 0 | 0 | 11.0 | 16 | 8 | 8 | 2 | 4 | 5 | 12 | 4 | 1 |
| 2014 | DSL Cubs-R | 8-1 | 1.80 | 14 | 14 | 0 | 0 | 0 | 75.0 | 56 | 24 | 15 | 2 | 3 | 19 | 64 | 6 | 2 |
| 2015 | Eugene-A | 6-3 | 2.84 | 13 | 13 | 0 | 0 | 0 | 73.0 | 56 | 27 | 23 | 4 | 4 | 17 | 73 | 3 | 5 |
| 2016 | Mesa-R | 0-1 | 6.00 | 1 | 1 | 0 | 0 | 0 | 3.0 | 3 | 3 | 2 | 1 | 0 | 1 | 2 | 0 | 0 |
| | Eugene-A | 0-0 | 1.08 | 2 | 2 | 0 | 0 | 0 | 8.1 | 5 | 2 | 1 | 1 | 2 | 2 | 14 | 2 | 0 |
| | South Bend-A | 1-2 | 3.25 | 6 | 6 | 0 | 0 | 0 | 27.2 | 22 | 10 | 10 | 0 | 3 | 8 | 35 | 3 | 0 |
| 2017 | Myrtle Beach-A | 4-3 | 3.46 | 12 | 12 | 1 | 1 | 0 | 54.2 | 55 | 22 | 21 | 6 | 7 | 13 | 47 | 7 | 0 |
| | Mesa-R | 0-0 | 0.00 | 1 | 0 | 0 | 0 | 0 | 2.0 | 0 | 0 | 0 | 0 | 0 | 0 | 1 | 0 | 0 |
| MINOR LEAGUE TOTALS | | 20-10 | 2.83 | 53 | 49 | 1 | 1 | 0 | 254.2 | 213 | 96 | 80 | 16 | 23 | 65 | 248 | 25 | 8 |

CAREER TRANSACTIONS

2012: Signed as a non-drafted free agent 10/1 (scouts: Jose Serra and Marino Encarnacion)

32 BRIAN DUENSING LHP

BATS: LEFT THROWS: LEFT HEIGHT: 6'0" WEIGHT: 200 MLS: 8+55



FULL NAME: Brian Matthew Duensing (DONE-sing) BORN: 2/22/83 in Marysville, KS
OPENING DAY AGE: 35 RESIDES: Elkhorn, NE
CONTRACT STATUS: Signed thru 2019 FAMILY: Married — Lisa ...
SIGNED BY: Mark Wilson (Minnesota) Children — McKenna, Preslynn,
HOW ACQUIRED: Signed a two-year contract Boston & Brayson
1/21/18



FACTS AND INFORMATION

Brian signed a two-year contract in January, returning to the Cubs after a strong 2017 season ... has gone 43-38 with two saves, 58 holds and a 4.01 ERA (323 ER/725.0 IP) in 436 major league appearances (375 in relief, 61 as a starter) covering nine major league seasons with the Twins (2009-15), Orioles (2016) and Cubs (2017).

- Has limited lefties in his career to a .239 batting average (230-for-964), a .288 OBP and a .333 slugging mark, good for a .621 OPS ... has walked only 55 of 1,050 left-handed batters faced.
- Has pitched exclusively as a reliever the last five seasons, going 15-7 with two saves and a 3.57 ERA (95 ER/239.2 IP) in 272 outings in that span.
- Overall has gone 23-24 with a 4.57 ERA (176 ER/346.2 IP) in 61 starts, compared to 20-14 with two saves and a 3.50 ERA (147 ER/378.1 IP) in 375 relief appearances.
- Made his major league debut in 2009 with Minnesota and spent seven seasons with the team ... signed a minor league contract with Kansas City in April of 2016, but was released in mid-May ... signed with the Orioles May 23, 2016 and spent the rest of the season in the Baltimore organization.
- Appeared in only 14 games in 2016 due to injury ... from 2012-15, he ranked third among A.L. left-handed relievers with 245 appearances.
- Awarded the Carl R. Pohlad Community Service Award in 2014, which was voted on by the Twin Cities Chapter of the BBWAA.
- Originally drafted in the third round of the 2005 Draft by the Minnesota Twins.
- Attended the University of Nebraska where he was a *Collegiate Baseball* honorable mention All-American and Big 12 All-Freshman team selection ... he went 17-2 with a 3.67 ERA (75 ER/184.0 IP) in 46 games for Nebraska.
- Pitched for Team USA in the 2008 Olympics in Beijing, China ... went 1-0 with 1.17 ERA (1 ER/7.2 IP) in four games, helping the team to a Bronze Medal.
- Is an active supporter of the Leukemia & Lymphoma society and is also involved in Cheerful Givers, an association that supports helping children in need and providing gifts to disadvantaged kids.

CAREER HIGHS

MOST STRIKEOUTS
9 — 8/13/11 @ CLE

COMPLETE GAMES
2 — last, 7/4/11 vs. TB

LONGEST RELIEF APPEARANCE
4.2 IP — 8/7/09 @ DET

MOST HITS ALLOWED
11 — 8/8/12 @ CLE

MOST RUNS ALLOWED
9 — 8/25/12 @ TEX

MOST HOMERS ALLOWED
3 (2x) — last, 7/15/12 vs. OAK

MOST WALKS ALLOWED
4 (8x) — last, 7/4/11 vs. TB

LONGEST WINNING STREAK
6 G — 6/11-8/9/13

LONGEST LOSING STREAK
5 G (2x) — last, 8/2-23/11

CONSECUTIVE SCORELESS IP
17.1 IP — 8/8-20/10

MAJOR LEAGUE REVIEW

2017

Brian had a career year in his first season with the Cubs, posting a 2.74 ERA (19 ER/62.1 IP), his lowest since the 2010 season, in 68 appearances.

- Began the season on the disabled list with lower back spasms ... was activated April 14 after two rehab outings with Triple-A Iowa.
- Did not allow a run in 20-straight outings from June 22-August 7, totaling 16.1 innings ... allowed just nine hits and two walks while fanning 17 ... did not allow any runs in 11 July outings (9.2 IP).
- Posted a 2.01 ERA (7 ER/31.1 IP) in his final 42 outings beginning June 22 ... was tied for the sixth-best ERA among N.L. relief pitchers with at least 20.0 IP during that span.
- Led all Cubs relievers with a 1.06 ERA (2 ER/17.0 IP) in May.
- Picked up his lone win of the season in his final outing, September 29 vs. Cincinnati ... was his first victory since September 28, 2016.
- Held the opponent scoreless in 53 of his 68 games.
- Allowed only five of 33 inherited runners to score (15.2%), the third-best percentage among N.L. relievers and the fourth-lowest rate by a Cubs reliever since the statistic was first tracked in 1974.
- Recorded a career-high ratio of 8.8 strikeouts per nine innings despite going 11-straight appearances (6.1 IP) without fanning a batter from August 16-September 8.
- Appeared in five postseason games, going 1-1 with one hold and a 1.69 ERA (1 ER/5.1 IP) ... earned the win in the clinching Game Five of the NLDS at Washington, tossing 0.2-scoreless innings.

2016

In his only season with the Orioles, Brian went 1-0 with a 4.05 ERA (6 ER/13.1 IP) in just 14 relief appearances ... was placed on the 15-day disabled list, June 20, with bone chips in his left elbow, requiring surgery ... transferred to the 60-day disabled list, July 3, and was activated, September 5.

- Began the season in the Royals organization after signing a minor league contract February 26 ... was released March 29, then re-signed with the club April 1, before being released again, May 15 ... signed a minor league deal with the Orioles, May 23.
- Made seven appearances with Baltimore (5.40 ERA) before being placed on the disabled list ... upon his return in September, he pitched to a 2.70 ERA in seven relief outings ... overall in 2016, he limited lefties to a .190 batting average with no walks allowed.
- Did not allow a run in 10 of his last 11 relief appearances with Baltimore.
- Appeared in the A.L. Wild Card Game at Toronto, striking out the only batter he faced.

2015

Brian made 55 relief appearances with Minnesota, despite spending 15 days on the disabled list, April 17-May 2, with a right intercostal strain.

- Allowed just one home run in first 43 appearances (33.2 IP), a two-run shot to Miguel Cabrera on May 14 at Detroit.
- Between June 15-August 31, ranked second in opponents' batting average (.169) and eighth in ERA (1.71) among A.L. relievers that worked at least 25.0 innings in that span.
- Posted an 11-game scoreless streak from June 13-July 25, which spanned 13.2 innings ... it was the second-longest shutout streak of his career.
- Earned his second career save on April 10 at the Chicago White Sox, tossing the final 1.1 frames.

2014

Brian led all Twins relievers in ERA (3.31) and ranked fourth in appearances ... appeared in 62 games, the second-most of his career, and held the opposition scoreless in 49 of those outings.

- Ⓢ Made Twins Opening Day roster for sixth straight season but missed Twins first two games after being placed on Paternity List, attending the birth of his second child, Boston Matthew ... reinstated April 3.
- Ⓢ Posted a 0.84 ERA (1 ER/10.2 IP) in nine April appearances ... 18 of his first 20 appearances from April 3-May 29, were scoreless.
- Ⓢ Posted a 2.52 ERA (10 ER/35.2 IP) in 36 appearances pre-All-Star Break, the sixth-best ERA in the A.L. among left-handed relievers (minimum 30.0 IP).
- Ⓢ In 11 July appearances, he allowed just one earned run in 9.1 IP (0.96 ERA).
- Ⓢ Awarded the Carl R. Pohlad Community Service Award voted on by the Twin Cities Chapter of the *BBWAA*.

2013

Brian appeared in a career-high 73 games, the seventh-most in the A.L. and the most among left-handers ... was also tied for the seventh-most ever by a Twins southpaw.

- Ⓢ Posted a 1.76 ERA (3 ER/15.1 IP) in first 16 appearances, April 1-May 14 ... did not allow a homer in his first 35 outings before allowing a homer to Derek Dietrich, June 25 at Miami.
- Ⓢ Won both games of the split doubleheader, August 9 at the White Sox, becoming the second pitcher in franchise history to do so.
- Ⓢ Posted a 13.0-consecutive scoreless inning streak over 13 games, August 3-September 3.

2012

Opened season in the Twins bullpen, his fourth-straight season on the Opening Day roster ... posted a 1.71 ERA (4 ER/21.0 IP) in his first 19 outings, April 6-May 20.

- Ⓢ Went 0-4 with a 10.13 ERA (15 ER/13.1 IP) in four starts, June 23-July 15 before returning to the bullpen ... made seven more starts, July 29-August 30.
- Ⓢ Overall went 2-4 with a 3.47 ERA (22 ER/57.0 IP) in 44 relief outings and 2-8 with a 6.92 ERA (40 ER/52.0 IP) in 11 starts.

2011

Ranked second on the Twins with 161.2 IP, 28 starts and 115 strikeouts.

- Ⓢ Held lefties to a .217 average (38-for-175) with seven extra-base hits.
- Ⓢ Began the season as the club's number five starter ... went 2-1 with a 2.91 ERA (11 ER/34.0 IP) in five April starts.
- Ⓢ Tossed second-career complete game shutout, July 4 vs. Tampa Bay, allowing six hits and walking four in the Twins' 7-0 triumph.
- Ⓢ Struck out a career-high nine batters in 6.2 innings, August 13 at Cleveland ... took the loss, however, in the 3-1 setback.

2010

Was one of two major leaguers to make 40-or-more relief appearances and 10-or-more starts.

- Ⓢ Began the season in the bullpen and went 3-1 with a 1.67 ERA (8 ER/43.0 IP) and nine holds in 39 outings ... was inserted into starting rotation July 23 ... at the time of the move, he ranked eighth in A.L. bullpen ERA.
- Ⓢ Recorded his first-career complete game and shutout, August 14 vs. Oakland, allowing just three hits.
- Ⓢ Started Game Three of the ALDS October 9 at the Yankees, allowing five runs on seven hits in 3.1 innings in the Twins loss.
- Ⓢ Overall he went 7-2 with a 3.05 ERA (29 ER/85.2 IP) in 13 starts and 3-1 with a 1.80 ERA (9 ER/45.0 IP) in 40 relief outings.

2009

Made his first career Opening Day roster and went 5-2 with a 3.64 ERA (34 ER/84.0 IP) in 24 games with the Twins.

- Ⓢ Made his major league debut in relief, April 10, at the White Sox, allowing two earned runs in 3.0 innings ... was optioned to Triple-A Rochester April 14 where he made 13 starts.
- Ⓢ Was recalled by the Twins, July 7, and made his first-career start July 29 vs. the White Sox, allowing two runs in 5.0 innings.
- Ⓢ Earned his first major league win, August 22 at Kansas City ... went 5-0 with a 1.88 ERA (9 ER/43.0 IP) in seven starts, August 22-September 23 ... his 2.78 ERA (11 ER/35.2 IP) in September was seventh lowest in the American League (6 starts).
- Ⓢ Went 0-1 with a 5.17 ERA (18 ER/31.1 IP) in 15 relief appearances and 5-1 with a 2.73 ERA (16 ER/52.2 IP) in nine starts.
- Ⓢ Started Game One of the ALDS October 7 at the Yankees, allowing five runs on seven hits in 4.2 innings, becoming third rookie in club history to start a postseason game.

MINOR LEAGUE REVIEW

- Ⓢ In **2016**, he appeared in his first minor league games since the 2009 season ... went 1-0 with a 2.23 ERA (8 ER/32.1 IP) in 20 minor league outings between the GCL Orioles, Triple-A Norfolk, Double-A Bowie and Triple-A Omaha.
- Ⓢ In **2009**, made 13 starts with Triple-A Rochester, posting a 4.66 ERA (39 ER/75.1 IP) ... marked his final minor league action until 2016.
- Ⓢ In **2008**, he spent the entire season with Triple-A Rochester ... pitched for Team USA in the Olympics, July 28-August 27 ... with Team USA, he earned the win August 16 vs. Team Canada, tossing 3.1 innings of relief in a 5-4 victory ... went 1-0 with a 1.17 ERA (1 ER/7.2 IP) in four Olympic outings.
- Ⓢ In **2007**, he split time between Double-A New Britain and Triple-A Rochester, collecting 15 wins, tied for ninth in all of minor league baseball ... ranked third in the International League with a 2.66 ERA.
- Ⓢ In **2006**, he made at least seven starts at Single-A Beloit, Single-A Fort Myers and Double-A New Britain ... posted a 2.94 ERA (23 ER/70.1 IP) in 11 games at Beloit, his longest stint with any one team.
- Ⓢ In **2005**, he spent his first pro season at Rookie League Elizabethton, going 4-3 with a 2.32 ERA (13 ER/50.1 IP) in 12 games (nine starts).

CAREER STATISTICS

| YEAR | TEAM | W-L | ERA | G | GS | CG | SHO | SV | IP | H | R | ER | HR | HB | BB | SO | WP | BK |
|-------------------------------|-----------------|--------------|-------------|------------|------------|----------|----------|----------|--------------|------------|------------|------------|-----------|-----------|------------|------------|-----------|----------|
| 2005 | Elizabethhton-R | 4-3 | 2.32 | 12 | 9 | 0 | 0 | 0 | 50.1 | 49 | 19 | 13 | 4 | 0 | 16 | 55 | 6 | 0 |
| 2006 | Beloit-A | 2-3 | 2.94 | 11 | 11 | 0 | 0 | 0 | 70.1 | 68 | 26 | 23 | 3 | 1 | 14 | 55 | 1 | 0 |
| | Fort Myers-A | 2-5 | 4.24 | 7 | 7 | 0 | 0 | 0 | 40.1 | 47 | 25 | 19 | 4 | 0 | 8 | 33 | 1 | 0 |
| 2007 | New Britain-AA | 1-2 | 3.65 | 10 | 9 | 0 | 0 | 0 | 49.1 | 51 | 29 | 20 | 6 | 1 | 18 | 30 | 0 | 0 |
| | New Britain-AA | 4-1 | 2.66 | 9 | 9 | 0 | 0 | 0 | 50.2 | 47 | 19 | 15 | 2 | 1 | 7 | 38 | 0 | 0 |
| | Rochester-AAA | 11-5 | 3.24 | 19 | 19 | 3 | 1 | 0 | 116.2 | 115 | 54 | 42 | 13 | 5 | 30 | 86 | 1 | 0 |
| 2008 | Rochester-AAA | 5-11 | 4.28 | 25 | 24 | 0 | 0 | 0 | 138.2 | 150 | 75 | 66 | 16 | 5 | 34 | 77 | 4 | 0 |
| 2009 | Rochester-AAA | 4-6 | 4.66 | 13 | 13 | 0 | 0 | 0 | 75.1 | 87 | 40 | 39 | 2 | 2 | 19 | 44 | 2 | 0 |
| | Minnesota | 5-2 | 3.64 | 24 | 9 | 0 | 0 | 0 | 84.0 | 84 | 37 | 34 | 7 | 3 | 31 | 53 | 1 | 0 |
| 2010 | Minnesota | 10-3 | 2.62 | 53 | 13 | 1 | 1 | 0 | 130.2 | 122 | 42 | 38 | 11 | 3 | 35 | 78 | 1 | 0 |
| 2011 | Minnesota | 9-14 | 5.23 | 32 | 28 | 1 | 1 | 0 | 161.2 | 193 | 102 | 94 | 21 | 1 | 52 | 115 | 3 | 0 |
| 2012 | Minnesota | 4-12 | 5.12 | 55 | 11 | 0 | 0 | 0 | 109.0 | 126 | 71 | 62 | 10 | 2 | 27 | 69 | 5 | 0 |
| 2013 | Minnesota | 6-2 | 3.98 | 73 | 0 | 0 | 0 | 1 | 61.0 | 68 | 28 | 27 | 4 | 2 | 22 | 56 | 6 | 0 |
| 2014 | Minnesota | 3-3 | 3.31 | 62 | 0 | 0 | 0 | 0 | 54.1 | 52 | 20 | 20 | 6 | 1 | 20 | 33 | 2 | 0 |
| 2015 | Minnesota | 4-1 | 4.25 | 55 | 0 | 0 | 0 | 1 | 48.2 | 46 | 24 | 23 | 5 | 4 | 21 | 24 | 3 | 0 |
| 2016 | Omaha-AAA | 1-0 | 3.10 | 12 | 0 | 0 | 0 | 2 | 20.1 | 16 | 7 | 7 | 0 | 0 | 5 | 19 | 1 | 0 |
| | Norfolk-AAA | 0-0 | 0.00 | 3 | 0 | 0 | 0 | 0 | 3.0 | 4 | 0 | 0 | 0 | 0 | 0 | 6 | 0 | 0 |
| | Baltimore | 1-0 | 4.05 | 14 | 0 | 0 | 0 | 0 | 13.1 | 13 | 6 | 6 | 2 | 0 | 3 | 10 | 1 | 0 |
| | GCL Orioles-R# | 0-0 | 0.00 | 2 | 0 | 0 | 0 | 0 | 2.0 | 2 | 0 | 0 | 0 | 0 | 0 | 2 | 0 | 0 |
| 2017 | Bowie-AA# | 0-0 | 1.29 | 3 | 0 | 0 | 0 | 0 | 7.0 | 5 | 1 | 1 | 0 | 1 | 1 | 7 | 0 | 0 |
| | Iowa-AAA# | 0-0 | 0.00 | 2 | 0 | 0 | 0 | 0 | 3.0 | 1 | 0 | 0 | 0 | 0 | 0 | 5 | 0 | 0 |
| | CUBS | 1-1 | 2.74 | 68 | 0 | 0 | 0 | 0 | 62.1 | 58 | 19 | 19 | 6 | 2 | 18 | 61 | 2 | 0 |
| MAJOR LEAGUE TOTALS | | 43-38 | 4.01 | 436 | 61 | 2 | 2 | 2 | 725.0 | 762 | 349 | 323 | 72 | 18 | 229 | 499 | 24 | 0 |
| AMERICAN LEAGUE TOTALS | | 42-37 | 4.13 | 368 | 61 | 2 | 2 | 2 | 662.2 | 704 | 330 | 304 | 66 | 16 | 211 | 438 | 22 | 0 |
| NATIONAL LEAGUE TOTALS | | 1-1 | 2.74 | 68 | 0 | 0 | 0 | 0 | 62.1 | 58 | 19 | 19 | 6 | 2 | 18 | 61 | 2 | 0 |
| MINOR LEAGUE TOTALS | | 34-36 | 3.52 | 128 | 101 | 3 | 1 | 2 | 627.0 | 642 | 295 | 245 | 50 | 16 | 152 | 457 | 16 | 0 |

SV/OPP: 2017 - 0/1 ... Career - 2/12 ... HOLDS: 2017 - 13 ... Career - 58 ... IR/IRS: 2017 - 33/5 ... Career - 251/65
#Injury Rehabilitation Assignment

| YEAR | AVG | AB | R | H | 2B | 3B | HR | RBI | SH | SF | HP | BB | SO | SB | CS | PCT | G | PO | A | E | TC | DP |
|--------------------|------|-------------|-----------|----------|----------|----------|----------|----------|----------|----------|----------|----------|----------|----------|----------|-------------|------------|-----------|------------|----------|------------|----------|
| 2017 | .000 | 4 | 0 | 0 | 0 | 0 | 0 | 0 | 0 | 0 | 0 | 0 | 3 | 0 | 0 | 1.000 | 68 | 11 | 6 | 0 | 17 | 1 |
| M.L. TOTALS | | .000 | 11 | 0 | 0 | 0 | 0 | 0 | 0 | 0 | 0 | 0 | 7 | 0 | 0 | .970 | 436 | 47 | 114 | 5 | 166 | 8 |

WILD CARD STATISTICS

| YEAR | TEAM/OPP | W-L | ERA | G | GS | CG | SHO | SV | IP | H | R | ER | HR | HB | BB | SO | WP | BK |
|------|----------|-----|------|---|----|----|-----|----|-----|---|---|----|----|----|----|----|----|----|
| 2016 | BAL@TOR | 0-0 | 0.00 | 1 | 0 | 0 | 0 | 0 | 0.1 | 0 | 0 | 0 | 0 | 0 | 0 | 1 | 0 | 0 |

DIVISION SERIES STATISTICS

| YEAR | TEAM/OPP | W-L | ERA | G | GS | CG | SHO | SV | IP | H | R | ER | HR | HB | BB | SO | WP | BK |
|-------------------------------|-------------|------------|-------------|----------|----------|----------|----------|----------|------------|-----------|-----------|-----------|----------|----------|----------|----------|----------|----------|
| 2009 | MIN vs. NYY | 0-1 | 9.64 | 1 | 1 | 0 | 0 | 0 | 4.2 | 7 | 5 | 5 | 1 | 0 | 1 | 3 | 1 | 0 |
| 2010 | MIN vs. NYY | 0-1 | 13.50 | 1 | 1 | 0 | 0 | 0 | 3.1 | 7 | 5 | 5 | 1 | 0 | 1 | 1 | 0 | 0 |
| 2017 | CHI vs. WSH | 1-0 | 0.00 | 2 | 0 | 0 | 0 | 0 | 1.1 | 0 | 0 | 0 | 0 | 0 | 1 | 1 | 0 | 0 |
| DIVISION SERIES TOTALS | | 1-2 | 9.64 | 4 | 2 | 0 | 0 | 0 | 9.0 | 14 | 10 | 10 | 2 | 0 | 3 | 5 | 1 | 0 |

LEAGUE CHAMPIONSHIP SERIES STATISTICS

| YEAR | TEAM/OPP | W-L | ERA | G | GS | CG | SHO | SV | IP | H | R | ER | HR | HB | BB | SO | WP | BK |
|------|-------------|-----|------|---|----|----|-----|----|-----|---|---|----|----|----|----|----|----|----|
| 2017 | CHI vs. LAD | 0-1 | 2.25 | 3 | 0 | 0 | 0 | 0 | 4.0 | 1 | 1 | 1 | 0 | 0 | 3 | 3 | 0 | 0 |

CAREER TRANSACTIONS

- 2005:** Selected by Minnesota in the third round of the draft (scout: Mark Wilson)
- 2014:** On paternity leave list 3/31-4/3
- 2015:** On disabled list 4/17-5/2 ... right intercostal strain
- 2015:** Elected free agency 11/2
- 2016:** Signed by Kansas City as a minor league free agent 2/26 ... released 3/29 ... re-signed with Kansas City 4/1 ... released 5/15
- 2016:** Signed by Baltimore as a minor league free agent 5/23
- 2016:** On disabled list 6/20-9/5 ... bone chips in left elbow ... included injury rehab stints to the GCL Orioles (8/22-27) and Bowie (8/27-9/5)
- 2016:** Elected free agency 11/3 ... signed a one-year major league contract with Cubs 12/2
- 2017:** On disabled list 4/2-14 ... lower back spasms ... included injury rehab stint with Iowa (4/6-10)
- 2017:** Elected free agency 11/2
- 2018:** Signed a two-year major league contract with Cubs 1/21

6 CARL EDWARDS JR. RHP

BATS: RIGHT THROWS: RIGHT HEIGHT: 6'3" WEIGHT: 170 MLS: 1+134



FULL NAME: Carl Fleming Edwards Jr. BORN: 9/3/91 in Prosperity, SC
OPENING DAY AGE: 26, turns 27 on September 3 RESIDES: Prosperity, SC
CONTRACT STATUS: Signed thru 2018 FAMILY: Child — Ava
SIGNED BY: Chris Kemp (Texas)
HOW ACQUIRED: From Texas with INF Mike Olt, P Justin Grimm & a PTBNL (P Neil Ramirez) 7/22/13 for P Matt Garza



FACTS AND INFORMATION

Carl spent his first full season in the majors in 2017, settling into a set-up role for the Cubs in which he recorded 25 holds and pitched to a 2.98 ERA (22 ER/66.1 IP) in 73 relief appearances.

- Ⓢ Since making his major league debut with Chicago in September of 2015, has posted a 3.28 ERA (39 ER/107.0 IP) while going 5-5 with two saves and 31 holds in 114 career games ... has struck out 150 and walked 55.
- Ⓢ As of the end of the 2017 season, he was one of only five active MLB players drafted and signed in the 48th round or later (also Efrén Navarro, Vidal Nuño, Jarrod Dyson and Nik Turley) ... he is the first to play for the Cubs after being drafted and signed in the 48th round or later since Justin Speier in 1998 (55th round, 1995).
- Ⓢ Acquired from Texas, July 22, 2013, with infielder Mike Olt and pitchers Justin Grimm and Neil Ramirez for pitcher Matt Garza ... originally selected by Texas in the 48th round of the 2011 draft.
- Ⓢ Went 20-11 with a 2.21 ERA (78 ER/317.2 IP), seven saves and a complete game in 110 career minor league outings, including 49 starts ... transitioned from a starter to a reliever in 2015.
- Ⓢ Struck out 404 batters in 317.2 minor league innings, good for an average of 11.4 strikeouts per 9.0 innings, and walked just 149 ... allowed just four homers in his minor league career.
- Ⓢ Named the Cubs fifth-best prospect heading into the 2015 season by *Baseball America* ... the publication ranked him as the franchise's third-best prospect prior to the 2014 campaign.
- Ⓢ Participated in the Cubs Rookie Development program in January of 2014 and the Cubs Caravan in 2015.
- Ⓢ Named a 2013 mid-season South Atlantic League All-Star with Single-A Hickory ... *Baseball America* named him to the Minor League All-Star team following the season.
- Ⓢ Graduated from Mid-Carolina High School in Prosperity, S.C.
- Ⓢ Is the fifth true Cubs pitcher to wear a single-digit uniform number (also, Tony Jacobs in 1948; Walt Lanfranconi, Wimpy Quinn and Johnny Schmitz in 1941) ... his uniform number is the lowest to be worn by a true Cubs pitcher since Jacobs sported number two.

CAREER HIGHS

MOST STRIKEOUTS

5 – 7/31/16 vs. SEA

LONGEST RELIEF APPEARANCE

2.0 IP (4x) – last, 5/2/17 vs. PHI

MOST HITS ALLOWED

3 (2x) – last, 9/5/17 @ PIT

MOST RUNS ALLOWED

5 – 8/13/16 vs. STL

MOST HOMERS ALLOWED

2 – 9/17/16 vs. MIL

MOST WALKS ALLOWED

4 – 8/13/16 vs. STL

CONSECUTIVE SCORELESS IP

13.0 IP – 10/2/16-5/2/17

MAJOR LEAGUE REVIEW

2017

Carl spent his first full season in the majors, and was one of the most dominant relievers in the National League ... led N.L. relievers with a .134 batting average against while his 12.75 strikeouts per 9.0 innings ranked seventh ... his 25 holds were tied for fifth-most by a Cubs reliever in a single season.

- Ⓢ All told, was 5-4 with a 2.98 ERA (22 ER/66.1 IP) in 73 relief appearances ... walked 38, struck out 94, allowed six homers and recorded a 1.01 WHIP.
- Ⓢ Led all major league relievers with just 3.93 hits allowed per 9.0 innings ... marked the best single-season mark for a Cubs reliever in franchise history, surpassing Carlos Marmol's 4.12 hits allowed per 9.0 IP in 2008.
- Ⓢ Limited opponents to a .503 OPS, fourth-lowest among all N.L. relievers.
- Ⓢ Held the opponent scoreless in 62 of 73 outings ... struck out at least one batter in 58 of 73 appearances.
- Ⓢ Left-handed hitters batted .119 (13-for-109), the second-lowest mark for a right-handed reliever against left-handed batters ... Houston's Chris Devenski held left-handed batters to a .111 average (16-for-144).
- Ⓢ Pitched to a 0.79 ERA (2 ER/22.2 IP) in his first 25 games through June 7 ... held opponents to a .085 average (6-for-71) and .376 OPS in that span.
- Ⓢ Starting June 9, posted a 6.95 ERA (17 ER/22.0 IP) in 24 outings through August 6, as he walked 19 and struck out 33 ... rebounded by posting a 1.25 ERA (3 ER/21.2 IP) in his final 24 outings, issuing just eight walks compared to 30 strikeouts.
- Ⓢ Earned his first-career win, April 21 at Cincinnati ... tossed a scoreless 10th inning in the Cubs' 6-5, 11-inning triumph.
- Ⓢ Twice pitched a season-high 2.0 innings: April 13 vs. the Dodgers and May 2 vs. the Phillies.
- Ⓢ Began the season with 12 scoreless outings (12.0 IP) through May 2 ... contributed to a career-high 13.0-inning scoreless streak dating to 2016.
- Ⓢ Finished the season with 9.2 scoreless innings spanning 11 outings, September 10-30 ... opponents batted .067 (2-for-30) ... did not allow a hit in his final 10 games (8.2 IP).
- Ⓢ Appeared in seven postseason games, pitching at least 1.0-scoreless inning in four of those outings ... however he allowed six earned runs in a combined 0.1 innings in his other three outings.

2016

Carl made 36 relief appearances for Chicago, posting a 3.75 ERA (15 ER/36.0 IP) with a 0.81 WHIP and a .123 opposing batting average.

- Ⓢ Led N.L. pitchers (min. 30.0 IP) in swing-and-miss percentage (39.5 percent), opposing average (.123) and H/9.0 IP (3.75) ... led N.L. rookies (min. 30.0 IP) in soft-hit percentage (25.0 percent), opposing OBP (.210), opposing OPS (.456), WHIP (0.81) and strikeout percentage (37.7 percent).
- Ⓢ Had a 1.45 ERA (3 ER/18.2 IP) in 18 games on the road, limiting opposing batters to an .051 batting average (3-for-59), by far the best opposing average on the road in the majors (min. 15.0 IP) ... next-lowest was teammate Pedro Strop (.120).
- Ⓢ Limited batters to a .054 clip (5-for-92) with two strikes ... opposing hitters batted .114 (4-for-35) with runners in scoring position.
- Ⓢ Appeared in eight postseason games, the most by any rookie pitcher in the 2016 playoffs ... went 0-1 with a 2.84 ERA (2 ER/6.1 IP) while striking out four batters ... recorded the first two outs in the last inning of Game Seven of the World Series.
- Ⓢ Did not allow a hit in 25 of his 36 outings ... 28 of his appearances were scoreless.
- Ⓢ Fanned a career-high five batters, July 31 vs. Seattle, tossing 2.0-scoreless innings in the Cubs 7-6, come-from-behind victory.
- Ⓢ Recorded his first-career save, September 1 vs. San Francisco, tossing a perfect ninth ... also earned a save in the season finale, October 2 at Cincinnati.
- Ⓢ Combined to go 0-1 with a 2.84 ERA (2 ER/6.1 IP) in eight post-season relief appearances ... made two scoreless appearances (2.0 IP) in the NLDS vs. San Francisco and three scoreless outings (1.2 IP) in the NLCS vs. the Dodgers.
- Ⓢ Began the season at Iowa ... was recalled, May 11, as the 26th man for the Cubs twin-bill against San Diego ... was recalled again, June 20, and spent the rest of the season with Chicago.

2015

Carl made his major league debut, posting a 3.86 ERA (2 ER/4.2 IP) in five relief appearances after being recalled, September 7.

- © Made his major league debut, September 7 at St. Louis ... tossed a scoreless inning of relief in the Cubs 9-0 victory.

MINOR LEAGUE REVIEW

- © In 2016, he began the season with Triple-A Iowa and went 1-1 with a save and a 4.26 ERA (12 ER/25.1 IP) in 24 games for the I-Cubs.
- © In 2015, he spent the majority of the season in the minors, going a combined 5-3 with a 2.77 ERA (17 ER/55.1 IP) in 36 relief appearances between Tennessee and Iowa ... named to the All-Star Futures Game, representing the U.S. ... was placed on the minor league disabled list, August 18, with a blister ... activated, September 3.

- © In 2014, he pitched to a 2.35 ERA (14 ER/53.2 IP) in 10 starts between Tennessee and Rookie League Mesa ... missed over three months with a right shoulder strain (April 25-August 2) ... named an Arizona Fall League All-Star after posting a 1.80 ERA in six starts with Mesa.
- © In 2013, he spent the entire season at the Single-A level, split between the Rangers and Cubs organizations ... was acquired by Chicago in a five-player deal, July 22 ... was named a South Atlantic League mid-season All-Star with Hickory ... fanned 155 batters in 116.1 IP.
- © In 2012, he made his pro debut ... went 5-3 with a 1.48 ERA (11 ER/67.0 IP) in 14 games between the Rookie League Rangers and Single-A Spokane ... named Rangers Minor League Pitcher of the Month for July ... began his pro career with 20.0-scoreless innings.

CAREER STATISTICS

| YEAR | TEAM | W-L | ERA | G | GS | CG | SHO | SV | IP | H | R | ER | HR | HB | BB | SO | WP | BK |
|----------------------------|---------------|--------------|-------------|------------|-----------|----------|----------|----------|--------------|------------|-----------|-----------|-----------|----------|------------|------------|-----------|----------|
| 2012 | AZL Rangers-R | 3-0 | 0.00 | 4 | 3 | 0 | 0 | 0 | 20.0 | 6 | 0 | 0 | 0 | 1 | 6 | 25 | 1 | 1 |
| | Spokane-A | 2-3 | 2.11 | 10 | 10 | 0 | 0 | 0 | 47.0 | 26 | 13 | 11 | 0 | 2 | 19 | 60 | 2 | 0 |
| 2013 | Hickory-A | 8-2 | 1.83 | 18 | 18 | 1 | 0 | 0 | 93.1 | 62 | 28 | 19 | 0 | 3 | 34 | 122 | 12 | 1 |
| | Daytona-A | 0-0 | 1.96 | 6 | 6 | 0 | 0 | 0 | 23.0 | 14 | 5 | 5 | 1 | 0 | 7 | 33 | 0 | 0 |
| 2014 | Tennessee-AA | 1-2 | 2.44 | 10 | 10 | 0 | 0 | 0 | 48.0 | 30 | 14 | 13 | 1 | 1 | 21 | 46 | 3 | 0 |
| | Mesa-R | 0-0 | 1.59 | 2 | 2 | 0 | 0 | 0 | 5.2 | 2 | 1 | 1 | 0 | 0 | 4 | 8 | 0 | 0 |
| 2015 | Tennessee-AA | 2-2 | 2.66 | 13 | 0 | 0 | 0 | 4 | 23.2 | 11 | 12 | 7 | 1 | 0 | 17 | 36 | 1 | 0 |
| | Iowa-AAA | 3-1 | 2.84 | 23 | 0 | 0 | 0 | 2 | 31.2 | 15 | 11 | 10 | 0 | 1 | 24 | 39 | 3 | 0 |
| | CUBS | 0-0 | 3.86 | 5 | 0 | 0 | 0 | 0 | 4.2 | 3 | 3 | 2 | 0 | 0 | 3 | 4 | 0 | 0 |
| 2016 | Iowa-AAA | 1-1 | 4.26 | 24 | 0 | 0 | 0 | 1 | 25.1 | 17 | 12 | 12 | 1 | 1 | 17 | 35 | 3 | 0 |
| | CUBS | 0-1 | 3.75 | 36 | 0 | 0 | 0 | 2 | 36.0 | 15 | 15 | 15 | 4 | 0 | 14 | 52 | 5 | 0 |
| 2017 | CUBS | 5-4 | 2.98 | 73 | 0 | 0 | 0 | 0 | 66.1 | 29 | 22 | 22 | 6 | 4 | 38 | 94 | 4 | 0 |
| MAJOR LEAGUE TOTALS | | 5-5 | 3.28 | 114 | 0 | 0 | 0 | 2 | 107.0 | 47 | 40 | 39 | 10 | 4 | 55 | 150 | 9 | 0 |
| MINOR LEAGUE TOTALS | | 20-11 | 2.21 | 110 | 49 | 1 | 0 | 7 | 317.2 | 183 | 96 | 78 | 4 | 9 | 149 | 404 | 25 | 2 |

SV/OPP: 2017 - 0/4 ... Career - 2/7 ... HOLDS: 2017 - 25 ... Career - 31 ... IR/IRS: 2017 - 36/9 ... Career - 61/17

| YEAR | AVG | AB | R | H | 2B | 3B | HR | RBI | SH | SF | HP | BB | SO | SB | CS | PCT | G | PO | A | E | TC | DP |
|--------------------|-------------|----------|----------|----------|----------|----------|----------|----------|----------|----------|----------|----------|----------|----------|----------|--------------|------------|----------|-----------|----------|-----------|----------|
| 2017 | .000 | 1 | 1 | 0 | 0 | 0 | 0 | 0 | 0 | 0 | 0 | 0 | 0 | 0 | 0 | 1.000 | 73 | 6 | 9 | 0 | 15 | 0 |
| M.L. TOTALS | .000 | 3 | 1 | 0 | 0 | 0 | 0 | 0 | 0 | 0 | 0 | 0 | 3 | 0 | 0 | 1.000 | 114 | 9 | 14 | 0 | 23 | 1 |

DIVISION SERIES STATISTICS

| YEAR | TEAM/OPP | W-L | ERA | G | GS | CG | SHO | SV | IP | H | R | ER | HR | HB | BB | SO | WP | BK |
|-------------------------------|-------------|------------|--------------|----------|----------|----------|----------|----------|------------|----------|----------|----------|----------|----------|----------|----------|----------|----------|
| 2016 | CHI vs. SF | 0-0 | 0.00 | 2 | 0 | 0 | 0 | 0 | 2.0 | 1 | 0 | 0 | 0 | 0 | 0 | 0 | 0 | 0 |
| 2017 | CHI vs. WSH | 1-1 | 23.14 | 5 | 0 | 0 | 0 | 0 | 2.1 | 2 | 6 | 6 | 1 | 0 | 4 | 4 | 1 | 0 |
| DIVISION SERIES TOTALS | | 1-1 | 12.46 | 7 | 0 | 0 | 0 | 0 | 4.1 | 3 | 6 | 6 | 1 | 0 | 4 | 4 | 1 | 0 |

LEAGUE CHAMPIONSHIP SERIES STATISTICS

| YEAR | TEAM/OPP | W-L | ERA | G | GS | CG | SHO | SV | IP | H | R | ER | HR | HB | BB | SO | WP | BK |
|-------------------|-------------|------------|-------------|----------|----------|----------|----------|----------|------------|----------|----------|----------|----------|----------|----------|----------|----------|----------|
| 2016 | CHI vs. LAD | 0-0 | 0.00 | 3 | 0 | 0 | 0 | 0 | 1.2 | 0 | 0 | 0 | 0 | 0 | 2 | 2 | 0 | 0 |
| 2017 | CHI vs. LAD | 0-0 | 0.00 | 2 | 0 | 0 | 0 | 0 | 2.1 | 0 | 0 | 0 | 0 | 0 | 2 | 4 | 0 | 0 |
| LCS TOTALS | | 0-0 | 0.00 | 5 | 0 | 0 | 0 | 0 | 4.0 | 0 | 0 | 0 | 0 | 0 | 4 | 6 | 0 | 0 |

WORLD SERIES STATISTICS

| YEAR | TEAM/OPP | W-L | ERA | G | GS | CG | SHO | SV | IP | H | R | ER | HR | HB | BB | SO | WP | BK |
|------|-------------|-----|------|---|----|----|-----|----|-----|---|---|----|----|----|----|----|----|----|
| 2016 | CHI vs. CLE | 0-1 | 6.75 | 3 | 0 | 0 | 0 | 0 | 2.2 | 4 | 2 | 2 | 0 | 0 | 2 | 2 | 1 | 0 |

CAREER TRANSACTIONS

2011: Selected by Texas in the 48th round of draft (scout: Chris Kemp)

2013: Acquired by Cubs 7/22 with INF Mike Olt, RHP Justin Grimm and a PTBNL (P Neil Ramirez) for RHP Matt Garza

59 LUKE FARRELL RHP

BATS: LEFT THROWS: RIGHT HEIGHT: 6'6" WEIGHT: 210 MLS: 0+31



FULL NAME: Luke Thomas Farrell
OPENING DAY AGE: 26, turns 27 on June 7
CONTRACT STATUS: Signed thru 2018
SIGNED BY: Scott Melvin (Kansas City)
HOW ACQUIRED: Claimed off waivers from Cincinnati 10/4/17

BORN: 6/7/91 in Westlake, OH
RESIDES: New York City, NY
FAMILY: Single



FACTS AND INFORMATION

Luke was claimed off waivers from the Reds in October of 2017 after making his major league debut last season, pitching in 10 games between the Royals and Reds ... originally selected by Kansas City in the sixth round of the 2013 draft, he is 25-28 with three saves and a 4.43 ERA (246 ER/500.1 IP) in five minor league seasons.

- Between the Royals and Reds, had no record and a 5.54 ERA (8 ER/13.0 IP) in 10 games (one start) in 2017.
- Pitched for three organizations in 2017 ... the Dodgers acquired him from Kansas City for cash, July 28, before he was claimed off waivers by Cincinnati, August 9.
- Graduated from St. Ignatius High School in Cleveland in 2009, finishing with an 8-2 record his second year.
- Earned a communications studies degree from Northwestern University in 2013 ... named Academic All-Big Ten three times (2011-13) ... finished second in the conference in ERA (2.13) and strikeouts (80) in 2013.
 - Threw a complete game shutout at Wrigley Field vs. Michigan, April 20, 2013.
- Son of former Red Sox manager, John Farrell ... older brothers, Jeremy (minor league coordinator) and Shane (cross-checker), work in the Cubs organization.

CAREER HIGHS

MOST STRIKEOUTS
3 – 8/23/17 vs. CUBS

LONGEST RELIEF APPEARANCE
3.0 IP – 8/23/17 vs. CUBS

MOST HITS ALLOWED
7 – 7/1/17¹ vs. MIN

MOST RUNS ALLOWED
5 – 7/1/17¹ vs. MIN

CONSECUTIVE SCORELESS IP
5.0 IP – 8/23-9/13/17

YEAR-BY-YEAR REVIEW

2017

Made his major league debut in his fifth pro season, appearing in 10 games (one start) between the Royals and Reds ... posted a 2.61 ERA (3 ER/10.1 IP) in nine relief appearances with the Reds from August 23-26 and September 5-October 1.

- All told, had no record and a 5.54 ERA (8 ER/13.0 IP) in his 10 major league outings ... walked 10, struck out nine and allowed two homers.
- Made his major league debut with the Royals, July 1 vs. Minnesota, as the 26th player added to the roster for a doubleheader ... started the 11-6 Royals win in the opening game (2.2 IP, 7 H, 5 ER, 3 BB, 2 K, 1 HR) ... was optioned back to Triple-A Omaha following the twinbill.
- Designated for assignment, July 24, and was traded to the Dodgers for cash, July 28 ... made one start for Triple-A Oklahoma City before he was claimed off waivers by the Reds, August 9, and optioned to Triple-A Louisville.
- From August 23-26 was on the Reds roster and made one appearance, tossing 3.0 shutout innings of relief at the Cubs on August 23.
- Promoted to the Reds for the remainder of the season, September 5.
- September 23 vs. Boston, threw a scoreless ninth inning as the first major league player to appear in a game against his manager father since Moises Alou of the Cubs faced Felipe's Giants in May and August of 2004.
- In 22 games (20 starts) at the Triple-A level between the Kansas City, Los Angeles (N.L.) and Cincinnati organizations, was 8-6 with a 4.78 ERA (62 ER/116.2 IP) ... walked 46, struck out 118 and had a 1.31 WHIP.

2016

Luke spent a majority of the season with Triple-A Omaha despite missing a month of action (June 1-July 3) due to injury ... his 3.76 ERA (38 ER/91.0 IP) ranked 11th in the Pacific Coast League among pitchers that worked at least 90.0 innings.

- All told, was 6-3 with a 3.76 ERA in 19 games (14 starts) for Omaha ... walked 40 and struck out 78.
- Was 1-0 with a 3.16 ERA (9 ER/25.2 IP) in five May games (four starts).

2015

Split the campaign between Single-A Wilmington and Double-A Northwest Arkansas, going 7-3 with a 3.07 ERA (42 ER/123.0 IP) in 26 outings (19 starts) ... his ERA ranked fifth among Royals farmhands.

- Opened the season with Wilmington and was 2-0 with two saves and a 3.03 ERA (10 ER/29.2 IP) in seven games (three starts) before he was promoted to Northwest Arkansas, May 19.
- Ranked seventh among Texas League pitchers in WHIP (1.26), minimum 90.0 innings pitched, after going 5-3 with a 3.09 ERA (32 ER/93.1 IP) in 10 games (16 starts) ... walked 29 and struck out 65.

2014

Combined to go 2-13 with a 5.34 ERA (71 ER/119.2 IP) in 25 games (21 starts), predominantly with Single-A Lexington ... promoted to Double-A Northwest Arkansas for two starts at the end of the season ... between the two teams, walked 49 and struck out 113.

2013

Made 10 starts for Rookie League Idaho Falls, going 1-3 with a 6.65 ERA (32 ER/43.1 IP) ... averaged 9.3 strikeouts per 9.0 innings, striking out 45 compared to 15 walks.

CAREER STATISTICS

| YEAR | TEAM | W-L | ERA | G | GS | CG | SHO | SV | IP | H | R | ER | HR | HB | BB | SO | WP | BK |
|----------------------------|-----------------------|--------------|--------------|------------|-----------|----------|----------|----------|--------------|------------|------------|------------|-----------|-----------|------------|------------|-----------|----------|
| 2013 | Idaho Falls-R | 1-3 | 6.65 | 10 | 10 | 0 | 0 | 0 | 43.1 | 52 | 32 | 32 | 5 | 5 | 15 | 45 | 5 | 0 |
| 2014 | Lexington-A | 2-12 | 5.25 | 23 | 19 | 0 | 0 | 1 | 108.0 | 117 | 76 | 63 | 13 | 2 | 47 | 102 | 14 | 0 |
| | Northwest Arkansas-AA | 0-1 | 6.17 | 2 | 2 | 0 | 0 | 0 | 11.2 | 11 | 8 | 8 | 2 | 0 | 2 | 11 | 0 | 0 |
| 2015 | Wilmington-A | 2-0 | 3.03 | 7 | 3 | 0 | 0 | 2 | 29.2 | 27 | 12 | 10 | 0 | 3 | 6 | 41 | 5 | 2 |
| | Northwest Arkansas-AA | 5-3 | 3.09 | 19 | 16 | 0 | 0 | 0 | 93.1 | 89 | 38 | 32 | 7 | 4 | 29 | 65 | 4 | 1 |
| 2016 | Omaha-AAA | 6-3 | 3.76 | 19 | 14 | 0 | 0 | 0 | 91.0 | 85 | 44 | 38 | 12 | 2 | 40 | 78 | 5 | 0 |
| | AZL Royals-R | 1-0 | 1.35 | 2 | 0 | 0 | 0 | 0 | 6.2 | 4 | 1 | 1 | 0 | 0 | 3 | 12 | 1 | 0 |
| 2017 | Omaha-AAA | 7-4 | 4.07 | 17 | 16 | 0 | 0 | 0 | 97.1 | 89 | 48 | 44 | 13 | 2 | 33 | 94 | 1 | 0 |
| | Kansas City | 0-0 | 16.88 | 1 | 1 | 0 | 0 | 0 | 2.2 | 7 | 5 | 5 | 1 | 0 | 3 | 2 | 0 | 0 |
| | Oklahoma City-AAA | 0-0 | 3.86 | 1 | 1 | 0 | 0 | 0 | 4.2 | 4 | 3 | 2 | 0 | 0 | 2 | 5 | 1 | 0 |
| | Louisville-AAA | 1-2 | 9.82 | 4 | 3 | 0 | 0 | 0 | 14.2 | 14 | 16 | 16 | 2 | 1 | 11 | 18 | 3 | 0 |
| | Cincinnati | 0-0 | 2.61 | 9 | 0 | 0 | 0 | 0 | 10.1 | 5 | 3 | 3 | 1 | 0 | 7 | 7 | 0 | 0 |
| MAJOR LEAGUE TOTALS | | 0-0 | 5.54 | 10 | 1 | 0 | 0 | 0 | 13.0 | 12 | 8 | 8 | 2 | 0 | 10 | 9 | 0 | 0 |
| MINOR LEAGUE TOTALS | | 25-28 | 4.43 | 104 | 84 | 0 | 0 | 3 | 500.1 | 492 | 278 | 246 | 54 | 19 | 188 | 471 | 39 | 3 |

| YEAR | AVG | AB | R | H | 2B | 3B | HR | RBI | SH | SF | HP | BB | SO | SB | CS | PCT | G | PO | A | E | TC | DP |
|-------------|------|----|---|---|----|----|----|-----|----|----|----|----|----|----|----|-------|----|----|---|---|----|----|
| 2017/Career | .000 | 0 | 0 | 0 | 0 | 0 | 0 | 0 | 0 | 0 | 0 | 0 | 0 | 0 | 0 | 1.000 | 10 | 1 | 0 | 0 | 1 | 0 |

CAREER TRANSACTIONS

- 2013:** Selected by Kansas City in the sixth round of draft (scout: Scott Melvin)
- 2017:** Acquired by Los Angeles (N.L.) 7/28 for cash considerations
- 2017:** Claimed off waivers by Cincinnati 8/9
- 2017:** Claimed off waivers by Cubs 10/4

THE CUBS ARE QUITE SOCIAL

The Chicago Cubs are communicating with fans via social network sites like Twitter, Facebook, Instagram, Pinterest, Snapchat and others.

On Twitter, fans can check out @Cubs for breaking announcements, in-game interaction, promotions and unique news about the organization ... more than 3.4 million fans of the Cubs' Facebook page enter sweepstakes, participate in polls, view videos and learn about special events at Wrigley Field ... fans on Instagram and Snapchat receive an exclusive behind-the-scenes look at Wrigley Field ... keep an eye out for team involvement on other popular social media platforms throughout the 2018 season.

UNDER THE LIGHTS

In 1988, the Cubs added a new dimension to already historic Wrigley Field - ballpark lights, allowing the club to play night games ... Chicago hosted the Phillies, August 8 of that season, in the first scheduled night game at Wrigley Field ... that game was rained out prior to five innings, so the first official night game at the Friendly Confines took place the following evening, August 9, against the Mets (a 6-4 Cubs win) ... here's a look at how the club has done under the Wrigley Field lights since 1988:

| YEAR | GP | W-L | YEAR | GP | W-L | YEAR | GP | W-L |
|------|----|-------|------|----|-------|--------------|------------|----------------|
| 2017 | 36 | 24-12 | 2006 | 27 | 14-13 | 1995 | 18 | 5-13 |
| 2016 | 36 | 28-8 | 2005 | 26 | 11-15 | 1994 | 12 | 4-8 |
| 2015 | 38 | 25-13 | 2004 | 22 | 12-10 | 1993 | 16 | 12-4 |
| 2014 | 38 | 22-16 | 2003 | 18 | 9-9 | 1992 | 18 | 10-8 |
| 2013 | 30 | 12-18 | 2002 | 19 | 11-8 | 1991 | 18 | 10-8 |
| 2012 | 30 | 10-20 | 2001 | 18 | 10-8 | 1990 | 17 | 5-12 |
| 2011 | 29 | 11-18 | 2000 | 17 | 11-6 | 1989 | 17 | 10-7 |
| 2010 | 29 | 12-17 | 1999 | 16 | 3-13 | 1988 | 6 | 3-3 |
| 2009 | 27 | 13-14 | 1998 | 18 | 14-4 | TOTAL | 686 | 365-321 |
| 2008 | 28 | 20-8 | 1997 | 18 | 8-10 | | | |
| 2007 | 28 | 14-14 | 1996 | 16 | 12-4 | | | |

4 MIKE FREEMAN INF

BATS: LEFT THROWS: RIGHT HEIGHT: 6' 0" WEIGHT: 195 MLS: 0-106



FULL NAME: Michael Barrett Freeman
OPENING DAY AGE: 30, turns 31 on August 4
CONTRACT STATUS: Signed thru 2018
SIGNED BY: George Swain (Arizona)
HOW ACQUIRED: Signed a minor league contract 11/20/17

BORN: 8/4/87 in Orlando, FL
RESIDES: Franklin, TN
FAMILY: Married — Caroline
NON-ROSTER INVITEE



FACTS AND INFORMATION

Mike appeared in 15 games with the Cubs in 2017 and signed a minor league contract with the Cubs following the season with an invitation to Spring Training ... overall, he has played in 56 games in two seasons with Arizona (2016), Seattle (2016-17), Los Angeles-N.L. (2017) and the Cubs.

- Ⓢ Has batted .134 (11-for-82) with three doubles, one homer and eight walks in his major league career.
- Ⓢ Began his pro career with Arizona in 2010 ... has hit .292 (864-for-2,963) with 143 doubles, 32 triples, 21 homers and 301 RBI in 822 minor league contests.
- Ⓢ Attended the University of Georgia and University of Clemson ... graduated from Clemson after being named 2010 All-ACC Second-Team.
- Ⓢ Played for Brewster in the Cape Cod League in 2008 and earned the league's citizenship award.
- Ⓢ Between the minors and majors, he has appeared at every position except for catcher.

CAREER HIGHS

MOST HITS

2 (4x) — last, 9/26/17 @ STL

LONGEST HITTING STREAK

3 G — 10/1/16-4/12/17

YEAR-BY-YEAR REVIEW

2017

Mike appeared with six teams, playing for both the Triple-A and major league clubs in the Seattle, Los Angeles (N.L.) and Cubs organizations ... signed with Chicago in August and appeared in 15 games with the Cubs in September.

- Ⓢ Batted a combined .100 (6-for-60) with two doubles and one homer in 35 major league games with the Mariners (16 games), Dodgers (4 games) and Cubs ... hit his first-career homer April 12 vs. Houston while with Seattle.
- Ⓢ Made his first-career pitching appearance with Seattle in a 16-1 setback, May 20 vs. the White Sox ... allowed one run on three hits in 1.0 inning.
- Ⓢ Spent most of the campaign at Triple-A, combining to bat .306 (79-for-258) with 10 doubles, three homers, 31 RBI and a .380 on-base percentage in 80 games between Tacoma, Oklahoma City and Iowa.
- Ⓢ Began the season in the Mariners organization ... was claimed off waivers by the Dodgers, May 26 ... elected free agency, August 5, and signed a minor league contract with the Cubs the following day ... was selected to the Cubs, September 1.
- Ⓢ Was designated for assignment by the Cubs, October 26, and re-signed with the club on a minor league contract, November 20.

2016

Mike made his major league debut, batting .227 (5-for-22) with one run, double and RBI in 21 games with Arizona (8 games) and Seattle (13 games).

- Ⓢ Batted .385 (5-for-13) with a run, double and RBI in his three stints with Seattle (August 7-9, 25-27 and September 12-October 2).
- Ⓢ Made his major league debut, July 17 with Arizona, but went 0-for-9 in his eight games with Arizona.
- Ⓢ Collected his first hit (single off Matt Shoemaker) and RBI in his Mariners debut, August 7 vs. the Angels.
- Ⓢ Batted a combined .314 (140-for-446) with 23 doubles, six triples and four homers in 114 minor league games with Triple-A Reno and Tacoma.
- Ⓢ After beginning the season in the Arizona organization, he was claimed off waivers by the Mariners, August 1.

2015

Combined to hit .314 (128-for-408) with 80 runs, 24 doubles, three home runs, 41 RBI and 35 walks between Triple-A Reno and Single-A Hillsboro ... missed time on the D.L. with a right knee sprain, June 27-July 20.

- Ⓢ Tied for ninth in runs scored in the Pacific Coast League with 79 ... hit .317 (126-for-398) in 113 games with Reno.
- Ⓢ Was on the minor league disabled list June 27-July 20 with a right knee sprain.

2014

Split the season between Double-A Mobile and Triple-A Reno, hitting .263 (109-for-414) with six homers and 13 stolen bases ... named Southern League Player of the Week for April 21-27 after hitting .400 (10-for-25) with three homers and seven RBI.

2013

Spent the entire season with Double-A Mobile, batting .247 (112-for-454) with 20 doubles, one homer and 29 stolen bases ... named to the Southern League midseason All-Star Team ... ranked tied for sixth in the Southern League in stolen bases.

- Ⓢ Played with Salt River in the Arizona Fall League, hitting .268 (15-for-56) with 10 RBI.

2012

Batted .309 (166-for-537) with 24 doubles, five triples, three homers, 59 RBI and 30 stolen bases with Single-A Visalia ... led the California League in hits and games played (135), while ranking sixth in runs scored (91) and seven in steals.

2011

Played in 70 games with Single-A South Bend, hitting .261 (67-for-257) with 15 doubles and 27 RBI ... was placed on the disabled list with a sprained left knee, July 2, and missed the rest of the season.

2010

Made his professional debut with Single-A Yakima ... batted .333 (63-for-189) with nine doubles, one homer, 23 RBI and 20 stolen bases.

CAREER STATISTICS

| YEAR | TEAM | AVG | G | AB | R | H | 2B | 3B | HR | RBI | SH | SF | HP | BB | SO | SB-CS | E | OBP | SLG |
|-------------------------------|--------------------|-------------|------------|-------------|------------|------------|------------|-----------|-----------|------------|-----------|-----------|-----------|------------|------------|---------------|-----------|-------------|-------------|
| 2010 | Yakima-A | .333 | 53 | 189 | 39 | 63 | 9 | 1 | 1 | 23 | 0 | 3 | 0 | 24 | 29 | 20-3 | 4 | .403 | .407 |
| 2011 | South Bend-A | .261 | 70 | 257 | 35 | 67 | 15 | 2 | 0 | 27 | 5 | 5 | 2 | 27 | 39 | 16-2 | 4 | .330 | .335 |
| 2012 | Visalia-A | .309 | *135 | 537 | 91 | *166 | 24 | 5 | 3 | 59 | 6 | 5 | 2 | 60 | 88 | 30-4 | 23 | .377 | .389 |
| 2013 | Mobile-AA | .247 | 131 | 454 | 61 | 112 | 20 | 0 | 1 | 40 | 6 | 5 | 6 | 65 | 84 | 29-10 | 11 | .345 | .297 |
| 2014 | Mobile-AA | .214 | 52 | 196 | 27 | 42 | 7 | 3 | 5 | 16 | 2 | 1 | 2 | 20 | 41 | 7-1 | 1 | .292 | .357 |
| | Reno-AAA | .307 | 71 | 218 | 37 | 67 | 11 | 7 | 1 | 25 | 0 | 2 | 0 | 21 | 25 | 6-0 | 4 | .365 | .436 |
| 2015 | Reno-AAA | .317 | 113 | 398 | 79 | 126 | 23 | 5 | 3 | 41 | 1 | 1 | 1 | 34 | 51 | 10-0 | 10 | .371 | .422 |
| | Hillsboro-A | .200 | 3 | 10 | 1 | 2 | 1 | 0 | 0 | 0 | 0 | 0 | 0 | 1 | 2 | 0-0 | 0 | .273 | .300 |
| 2016 | Reno-AAA | .317 | 88 | 341 | 56 | 108 | 17 | 6 | 1 | 24 | 2 | 1 | 2 | 38 | 75 | 11-1 | 5 | .387 | .411 |
| | Arizona | .000 | 8 | 9 | 0 | 0 | 0 | 0 | 0 | 0 | 0 | 0 | 0 | 2 | 5 | 0-0 | 0 | .182 | .000 |
| | Tacoma-AAA | .305 | 26 | 105 | 15 | 32 | 6 | 0 | 3 | 15 | 0 | 1 | 0 | 13 | 19 | 1-0 | 4 | .378 | .448 |
| | Seattle | .385 | 13 | 13 | 1 | 5 | 1 | 0 | 0 | 1 | 0 | 0 | 0 | 0 | 2 | 0-0 | 0 | .385 | .462 |
| 2017 | Tacoma-AAA | .350 | 16 | 60 | 12 | 21 | 3 | 1 | 1 | 9 | 0 | 0 | 0 | 7 | 10 | 2-0 | 1 | .418 | .483 |
| | Seattle | .067 | 16 | 30 | 3 | 2 | 0 | 0 | 1 | 1 | 0 | 0 | 0 | 4 | 9 | 0-0 | 1 | .176 | .167 |
| | Oklahoma City-AAA | .306 | 41 | 121 | 17 | 37 | 4 | 2 | 0 | 16 | 1 | 1 | 3 | 13 | 31 | 5-0 | 3 | .384 | .372 |
| | Los Angeles (N.L.) | .000 | 4 | 5 | 0 | 0 | 0 | 0 | 0 | 0 | 0 | 0 | 0 | 0 | 2 | 0-0 | 0 | .000 | .000 |
| | Iowa-AAA | .273 | 23 | 77 | 10 | 21 | 3 | 0 | 2 | 6 | 1 | 1 | 2 | 7 | 19 | 3-0 | 0 | .345 | .390 |
| | CUBS | .160 | 15 | 25 | 3 | 4 | 2 | 0 | 0 | 0 | 0 | 0 | 0 | 2 | 8 | 0-0 | 2 | .222 | .240 |
| MAJOR LEAGUE TOTALS | | .134 | 56 | 82 | 7 | 11 | 3 | 0 | 1 | 2 | 0 | 0 | 0 | 8 | 26 | 0-0 | 2 | .211 | .207 |
| AMERICAN LEAGUE TOTALS | | .163 | 29 | 43 | 4 | 7 | 1 | 0 | 1 | 2 | 0 | 0 | 0 | 4 | 11 | 0-0 | 0 | .234 | .256 |
| NATIONAL LEAGUE TOTALS | | .103 | 27 | 39 | 3 | 4 | 2 | 0 | 0 | 0 | 0 | 0 | 0 | 4 | 15 | 0-0 | 2 | .186 | .154 |
| MINOR LEAGUE TOTALS | | .292 | 822 | 2963 | 480 | 864 | 143 | 32 | 21 | 301 | 24 | 26 | 20 | 330 | 513 | 140-21 | 71 | .364 | .383 |

*Led League


| PCT | G | PO | A | E | TC | DP | 2017/CAREER | PCT | G | PO | A | E | TC | DP |
|-------------|-----------|-----------|----------|-----------|-----------|-----------|--------------------|-------------|----|-----------|-----------|----------|-----------|-----------|
| 1.000 | 3 | 18 | 4 | 0 | 22 | 4 | First Base | 1.000 | 3 | 18 | 4 | 0 | 22 | 4 |
| .875 | 6 | 4 | 3 | 1 | 8 | 2 | Second Base | .957 | 11 | 12 | 10 | 1 | 23 | 5 |
| .938 | 10 | 10 | 20 | 2 | 32 | 4 | Shortstop | .944 | 12 | 12 | 22 | 2 | 36 | 4 |
| 1.000 | 3 | 1 | 3 | 0 | 4 | 0 | Third Base | 1.000 | 3 | 1 | 3 | 0 | 4 | 0 |
| | | | | | | | Left Field | --- | 1 | 0 | 0 | 0 | 0 | 0 |
| | | | | | | | Right Field | 1.000 | 1 | 1 | 0 | 0 | 1 | 0 |
| --- | 1 | 0 | 0 | 0 | 0 | 0 | Pitcher | --- | 1 | 0 | 0 | 0 | 0 | 0 |
| .955 | 33 | 30 | 3 | 66 | 10 | 10 | M.L. TOTALS | .965 | | 44 | 39 | 3 | 86 | 13 |

CAREER TRANSACTIONS

- 2010:** Selected by Arizona in the 11th round of draft (scout: George Swain)
- 2016:** Claimed off waivers by Seattle 8/1
- 2017:** Claimed off waivers by Los Angeles (N.L.) 5/26
- 2017:** Elected free agency 8/5 ... signed a minor league contract with Cubs 8/6
- 2017:** Declared minor league free agent 11/6 ... signed a one-year minor league contract with Cubs 11/20

ERNIE BANKS — MR. CUB

For 19 seasons, Ernie Banks delighted Wrigley Field fans with his long home runs and cheerful disposition. He hit 512 home runs, surpassing the 40-roundtrippers mark five times. He hit 277 of his homers as a shortstop — a National League record. He also holds the N.L. single-season mark for homers by a shortstop (47 in 1958). The 14-time All-Star won the N.L. Most Valuable Player Award following both the 1958 and 1959 campaigns.



Banks, whose No. 14 flies from the left field foul pole at Wrigley Field, was elected to the Baseball Hall of Fame in 1977. He was voted to Major League Baseball's All-Century team in 1999.

Born on January 31, 1931 in Dallas, Texas, Banks played for the Cubs from 1953-71 and served as a coach from 1967-73. He made his major league debut September 17, 1953.

Following Whitey Lockman's ejection on May 8, 1973, coach Ernie Banks took over the reins as acting manager becoming the first African-American to manage a major league team.

In 2008, Banks was honored by the Cubs with a statue at Wrigley Field, commemorating his illustrious career.

In 2013, Banks was presented with the Presidential Medal of Freedom, an award given to those who have made "an especially meritorious contribution to the security or national interests of the United States, world peace, cultural or other significant public or private endeavors." It is the highest civilian award of the United States.

Banks passed away on January 23, 2015 at the age of 83. The Cubs honored him throughout the 2015 campaign, including wearing a No. 14 patch on their uniforms and displaying a No. 14 logo behind home plate at Wrigley Field.

79 DAVID GARNER RHP

BATS: RIGHT THROWS: RIGHT HEIGHT: 6'1" WEIGHT: 185 MLS: 0



FULL NAME: David Lewis Garner BORN: 9/21/92 in Niles, MI
 OPENING DAY AGE: 25 RESIDES: Niles, MI
 CONTRACT STATUS: Signed thru 2018 FAMILY: Child — Braxton
 SIGNED BY: Tim Adkins NON-ROSTER INVITEE
 HOW ACQUIRED: Selected in seventh round of 2013 draft



FACTS AND INFORMATION

David is a non-roster invitee to major league Spring Training for the first time in 2018 ... in five minor league seasons, he has gone 11-13 with a 4.07 ERA (90 ER/199.0 IP) in 141 outings, all but three as a reliever.

- Selected by the Cubs in the seventh round of the 2013 draft and reached the Triple-A level for the first time last season.
- Has fanned 226 batters in 199.0 minor league innings, good for an average of 10.2 strikeouts per nine innings.
- Attended Michigan State University, fanning 192-career batters in three seasons, the sixth-highest total in Spartan history ... struck out a team-high 70 batters in 83.1 innings in 2013, his junior season.

YEAR-BY-YEAR REVIEW

2017

David posted his lowest season ERA as a pro, going 4-3 with a 3.25 ERA (16 ER/44.1 IP) in 35 relief outings between Double-A Tennessee and Triple-A Iowa.

- Began the season with Tennessee and went 2-2 with one save and a 2.61 ERA (9 ER/31.0 IP) in 26 appearances.
- Earned his first promotion to the Triple-A level, August 5 ... went 2-1 with two saves and a 4.73 ERA (7 ER/13.1 IP) in nine relief outings to finish the season.
- His four victories and three saves tied career-high marks.

2016

Spent the entire campaign with Double-A Tennessee, appearing in a career-high 43 games ... went 1-6 with three saves and a 4.19 ERA (25 ER/53.2 IP).

- Posted a 2.25 ERA (5 ER/20.0 IP) in 16 relief outings across June and July ... had a 3.13 ERA (8 ER/23.0 IP) in the season's second half.

2015

Pitched a career-high 55.2 innings in 32 relief outings between Single-A South Bend and Single-A Myrtle Beach ... went a combined 4-1 with three saves and a 3.72 ERA (23 ER/55.2 IP) ... struck out a career-high 67 batters, while walking 20.

- Began the season at South Bend, going 2-0 with a 5.33 ERA (15 ER/25.1 IP) in 16 relief outings ... was promoted to Myrtle Beach, June 28, and went 2-1 with a 2.37 ERA (8 ER/30.1 IP) in 16 relief outings.
- Pitched for Mesa in the Arizona Fall League following the season ... went 1-0 with a 3.00 ERA (4 ER/12.0 IP) in 10 relief outings.

2014

In his first full pro season, he went 2-1 with a 3.82 ERA (13 ER/30.2 IP) in 22 relief outings between Single-A Boise and Single-A Kane County ... went 1-1 with a 3.60 ERA (6 ER/15.0 IP) in 12 outings with Boise and 1-0 with a 4.02 ERA (7 ER/15.2 IP) in 10 outings with Kane County.

2013

Made his pro debut with the Cubs rookie league team in Mesa, going 0-2 with a 7.98 ERA (13 ER/14.2 IP) in nine games, including three starts.

CAREER STATISTICS

| YEAR | TEAM | W-L | ERA | G | GS | CG | SHO | SV | IP | H | R | ER | HR | HB | BB | SO | WP | BK |
|----------------------------|----------------|--------------|-------------|------------|----------|----------|----------|-----------|--------------|------------|------------|-----------|-----------|-----------|------------|------------|-----------|----------|
| 2013 | Mesa-R | 0-2 | 7.98 | 9 | 3 | 0 | 0 | 0 | 14.2 | 19 | 15 | 13 | 0 | 1 | 9 | 16 | 2 | 1 |
| 2014 | Boise-A | 1-1 | 3.60 | 12 | 0 | 0 | 0 | 2 | 15.0 | 15 | 7 | 6 | 1 | 1 | 6 | 23 | 3 | 0 |
| | Kane County-A | 1-0 | 4.02 | 10 | 0 | 0 | 0 | 1 | 15.2 | 16 | 7 | 7 | 1 | 0 | 10 | 13 | 5 | 0 |
| 2015 | South Bend-A | 2-0 | 5.33 | 16 | 0 | 0 | 0 | 1 | 25.1 | 27 | 15 | 15 | 1 | 3 | 10 | 31 | 3 | 0 |
| | Myrtle Beach-A | 2-1 | 2.37 | 16 | 0 | 0 | 0 | 2 | 30.1 | 17 | 9 | 8 | 3 | 0 | 10 | 36 | 4 | 0 |
| 2016 | Tennessee-AA | 1-6 | 4.19 | 43 | 0 | 0 | 0 | 3 | 53.2 | 54 | 31 | 25 | 2 | 2 | 35 | 56 | 12 | 0 |
| 2017 | Tennessee-AA | 2-2 | 2.61 | 26 | 0 | 0 | 0 | 1 | 31.0 | 23 | 10 | 9 | 3 | 2 | 17 | 37 | 3 | 3 |
| | Iowa-AAA | 2-1 | 4.73 | 9 | 0 | 0 | 0 | 2 | 13.1 | 17 | 8 | 7 | 3 | 1 | 8 | 14 | 0 | 2 |
| MINOR LEAGUE TOTALS | | 11-13 | 4.07 | 141 | 3 | 0 | 0 | 12 | 199.0 | 188 | 102 | 90 | 14 | 10 | 105 | 226 | 32 | 6 |

CAREER TRANSACTIONS

2013: Selected by Cubs in the seventh round of the draft (scout: Tim Adkins)

53 CHRIS GIMENEZ C

BATS: RIGHT THROWS: RIGHT HEIGHT: 6'2" WEIGHT: 230 MLS: 5+163



FULL NAME: Christopher Paul Gimenez
 OPENING DAY AGE: 35
 CONTRACT STATUS: Signed thru 2018
 SIGNED BY: Don Lyle (Cleveland)
 HOW ACQUIRED: Signed a minor league contract 1/22/18

BORN: 12/27/82 in Gilroy, CA
 RESIDES: Reno, NV
 FAMILY: Married — Kellie ...
 Children — Jace, Jaxon & Joelle
NON-ROSTER INVITEE



FACTS AND INFORMATION

A non-roster invitee to Spring Training, Chris has appeared in the majors in each of the last nine seasons with Cleveland (2009-10, 2014, 2016), Seattle (2011), Tampa Bay (2012-13), Texas (2014-15) and Minnesota (2017) ... overall, he is in his 15th professional season.

- Ⓢ Has batted .218 (190-for-870) with 42 doubles, 22 homers and 82 RBI in 366-career major league games ... has thrown out 39-of-176 (22.2%) of attempted base stealers in his career.
- Ⓢ Appeared in a career-high 77 games with Minnesota last season ... has appeared in at least 40 major league games in five separate campaigns.
- Ⓢ Has twice appeared in the postseason ... played in two games in the 2015 ALDS with Texas and last season played in Minnesota's Wild Card Game.
- Ⓢ Named a Carolina League mid-season All-Star in 2007.
- Ⓢ Selected by Cleveland in the 19th round of the 2004 draft out of the University of Nevada-Reno ... was named first-team All-WAC in 2003 and second-team All-WAC in 2004.

CAREER HIGHS

MOST HITS
4 – 5/22/14 @ DET

MOST RBI
4 (2x) – last, 6/15/17 vs. SEA

MOST RUNS
3 – 8/20/17 vs. ARI

MOST WALKS
3 (2x) – last, 6/3/17 @ LAA

MOST DOUBLES
2 (3x) – last, 8/8/15 @ SEA

TWO-HOMER GAMES
1 – 6/15/17 vs. SEA

PINCH-HIT HOMERS
1 – 10/1/17 vs. DET

LONGEST HITTING STREAK
8 G – 5/22-6/6/14

MAJOR LEAGUE REVIEW

2017

A non-roster invitee to Spring Training with the Twins, Chris made the club's Opening Day roster and set single-season career-highs in games (77), runs (28), hits (41), home runs (7), RBI (16) and walks (33).

- Ⓢ Made six pitching appearances: April 23 vs. Detroit, May 6 vs. Boston, May 31 vs. Houston, June 6 at Seattle, June 12 vs. Seattle and June 22 vs. Chicago (A.L.) ... tied Boston's Eddie Lake in 1944 for most in a season by a position player ... became the first player to pitch and catch at least six games since the late 1800s ... had a 7.20 ERA (4 ER/5.0 IP) with seven hits and one home run allowed on the mound.
- Ⓢ Recorded his first career multi-homer game, June 15 vs. Seattle, including four RBI.
- Ⓢ Caught 59 games (54 starts) and caught 475.2 innings.
- Ⓢ Selected as the recipient of the Mike Augustin "Media Good Guy" Award for the Twins.

2016

Batted .216 (30-for-139) with four doubles, four homers and 11 RBI in 68 games with Cleveland ... began the season in the Texas organization before being traded for cash, May 4 ... marked his third stint in the Cleveland organization.

- Ⓢ Spent spring training with Texas and missed time late in camp with a left ankle injury that eventually turned into a staph infection that required surgery and one-week hospital stay in early April ... began the season on the disabled list.
- Ⓢ Played 59 games (42 starts) at catcher as the Indians went 22-20 (.524) in his starts ... threw out 4-of-21 runners (19%) attempting to steal.

2015

Spent the majority of the season with Triple-A Round Rock, appearing in 69 games ... in 36 games with Texas he batted .255 (25-for-98) with six doubles, five homers and 14 RBI.

- Ⓢ Started 32 regular season games at catcher with Texas going 25-7 in those games ... had a 3.32 catcher's ERA, second-lowest in the A.L. among catchers with at least 35 games.
- Ⓢ Made starts at catcher (24), first base (19), designated hitter (13), third base (8), and right field (3).
- Ⓢ Traded two games in ALDS vs. Toronto going 1-for-6 in Game Two and 1-for-2 in Game Five.

2014

Spent spring training with Oakland before being claimed off waivers by Texas, March 28 ... on Texas roster for Opening Day, March 31, but did not play and was designated for assignment, April 1 ... cleared waivers, April 3, and was granted free agency, April 5, before re-signed to a minor league contract, April 10 ... had contract purchased by Texas, May 20 ... traded to Cleveland, August 23.

- Ⓢ Combined to hit .241 (28-for-116) with 11 RBI in 42 games between Texas and Cleveland.

2013

Spent entire season at Triple-A Durham (Tampa Bay) ... threw out 10-of-40 (25.0%) attempted base stealers ... placed on seven-day disabled list, May 28, with sprained left hand; reinstated, June 15 ... recalled by Tampa Bay, September 1, and played in four games in September ... on Tampa Bay's roster for A.L. Wild Card Game October 2 at Cleveland but did not play.

2012

Spent majority of season at Durham (Tampa Bay) ... spent two stints with Rays (April 15-May 28 and September 1-end of season), and started 31 games at catcher in two stints with the Rays ... started the final five games of the season and batted .500 (7-for-14), hitting safely in each game.

2011

Was assigned to Triple-A Tacoma at the end of Spring Training but did not appear in any games before having contract selected by Seattle, April 10 ... spent entire season with Seattle but placed on 15-day disabled list June 29 with left oblique strain; reinstated September 1 ... made starts with Seattle at catcher (17), first base (2), and left field (1).

2010

Began season at Triple-A Columbus (Cleveland), playing in 55 games ... recalled by the Indians July 10 and started 19 games at catcher ... threw out 9-of-32 runners attempting to steal ... hit only home run, August 27 vs. Kansas City.

2009

Began season with Triple-A Columbus ... recalled by Cleveland, May 31 ... made major league debut as defensive replacement at first base June 3 at Minnesota ... recorded first career hit and home run, June 4 at Minnesota, off Scott Baker ... also homered in next game, June 7 at Chicago (A.L.).

MINOR LEAGUE REVIEW

- © In **2008**, he combined to hit .304 with nine homers and 45 RBI in 109 games with Double-A Akron and Triple-A Buffalo ... produced the second highest average among Cleveland full-season minor leaguers.
- © In **2007**, he combined to hit .264 with 26 homers and 80 RBI in 138 games at Single-A Kinston and Double-A Akron (Cleveland) ... ranked second in the Indians farm system in homers and slugging (.526) ... tied for third in the Carolina League in homers (20) at Kinston ... named a CL midseason All-Star and won the league's All-Star Home Run Derby.
- © In **2006**, he moved to catcher (62 games) at Single-A Lake County...led South Atlantic League in hit by pitches (26).
- © In **2005**, he started at third base (46), left field (36), first base (20), and right field (2) at Single-A Lake County ... led the South Atlantic League in hit by pitches (25).
- © In **2004**, he made his professional debut at Mahoning Valley (Short-A) ... led the New York-Penn League in total bases (137), slugging (.527), doubles (23) and extra base hits (36), ranked second in OBP (.419), was fourth in homers (10) and placed fifth in hits (78) ... named a NYPL postseason All-Star.

CAREER STATISTICS

| YEAR | TEAM | AVG | G | AB | R | H | 2B | 3B | HR | RBI | SH | SF | HP | BB | SO | SB-CS | E | OBP | SLG |
|----------------------------|-------------------|-------------|------------|-------------|------------|------------|------------|-----------|------------|------------|-----------|-----------|------------|------------|------------|--------------|-----------|-------------|-------------|
| 2004 | Mahoning Valley-A | .300 | 71 | 260 | 40 | 78 | *23 | 3 | 10 | 38 | 1 | 1 | 24 | 30 | 62 | 2-2 | 11 | .419 | *.527 |
| 2005 | Lake County-A | .234 | 112 | 384 | 54 | 90 | 24 | 1 | 13 | 66 | 2 | 4 | *25 | 48 | 90 | 4-3 | 12 | .354 | .404 |
| 2006 | Lake County-A | .255 | 91 | 329 | 55 | 84 | 25 | 1 | 11 | 40 | 1 | 5 | 26 | 33 | 72 | 6-8 | 7 | .364 | .438 |
| 2007 | Akron-AA | .221 | 30 | 113 | 20 | 25 | 6 | 0 | 6 | 12 | 0 | 0 | 1 | 9 | 31 | 1-0 | 3 | .285 | .434 |
| | Kinston-A | .283 | 83 | 269 | 56 | 76 | 14 | 1 | 20 | 54 | 2 | 3 | 8 | 50 | 55 | 3-2 | 3 | .406 | .565 |
| 2008 | Akron-AA | .339 | 55 | 177 | 46 | 60 | 15 | 1 | 6 | 26 | 1 | 2 | 1 | 52 | 33 | 0-1 | 4 | .487 | .537 |
| | Buffalo-AAA | .272 | 54 | 195 | 23 | 53 | 9 | 1 | 3 | 19 | 3 | 4 | 4 | 23 | 60 | 2-1 | 8 | .354 | .374 |
| 2009 | Columbus-AAA | .235 | 39 | 136 | 20 | 32 | 8 | 0 | 6 | 15 | 2 | 1 | 3 | 15 | 40 | 0-0 | 1 | .323 | .426 |
| | Cleveland | .144 | 45 | 111 | 12 | 16 | 2 | 0 | 3 | 7 | 1 | 1 | 0 | 17 | 36 | 1-1 | 1 | .256 | .243 |
| 2010 | Columbus-AAA | .276 | 55 | 196 | 32 | 54 | 10 | 0 | 9 | 32 | 2 | 1 | 0 | 20 | 38 | 1-1 | 1 | .341 | .464 |
| | Cleveland | .190 | 28 | 58 | 6 | 11 | 5 | 0 | 1 | 8 | 1 | 0 | 0 | 8 | 22 | 0-0 | 1 | .288 | .328 |
| 2011 | Seattle | .203 | 24 | 59 | 6 | 12 | 1 | 0 | 1 | 6 | 0 | 1 | 0 | 10 | 13 | 0-1 | 0 | .314 | .271 |
| | Tacoma-AAA# | .265 | 13 | 49 | 8 | 13 | 1 | 0 | 1 | 4 | 0 | 0 | 0 | 7 | 13 | 0-1 | 1 | .357 | .347 |
| 2012 | Durham-AAA | .310 | 71 | 261 | 39 | 81 | 15 | 0 | 10 | 49 | 0 | 4 | 3 | 33 | 57 | 0-3 | 2 | .389 | .483 |
| | Tampa Bay | .260 | 42 | 100 | 10 | 26 | 4 | 0 | 1 | 9 | 1 | 0 | 0 | 8 | 24 | 0-0 | 3 | .315 | .330 |
| 2013 | Durham-AAA | .224 | 95 | 308 | 43 | 69 | 16 | 0 | 3 | 22 | 4 | 2 | 4 | 57 | 63 | 1-1 | 5 | .350 | .305 |
| | Tampa Bay | .333 | 4 | 3 | 0 | 1 | 1 | 0 | 0 | 0 | 0 | 0 | 0 | 1 | 1 | 0-0 | 0 | .500 | .667 |
| 2014 | Texas | .262 | 34 | 107 | 13 | 28 | 10 | 0 | 0 | 11 | 0 | 0 | 0 | 11 | 26 | 0-1 | 2 | .331 | .355 |
| | Round Rock-AAA | .284 | 39 | 134 | 18 | 38 | 4 | 2 | 6 | 22 | 0 | 3 | 0 | 19 | 30 | 0-1 | 2 | .365 | .478 |
| | Cleveland | .000 | 8 | 9 | 0 | 0 | 0 | 0 | 0 | 0 | 0 | 0 | 0 | 1 | 3 | 0-0 | 0 | .100 | .000 |
| 2015 | Round Rock-AAA | .243 | 69 | 247 | 28 | 60 | 10 | 0 | 6 | 33 | 1 | 2 | 3 | 24 | 62 | 2-0 | 4 | .315 | .356 |
| | Texas | .255 | 36 | 98 | 19 | 25 | 6 | 1 | 5 | 14 | 4 | 0 | 1 | 10 | 19 | 2-0 | 3 | .330 | .490 |
| 2016 | Frisco-AA# | .240 | 7 | 25 | 3 | 6 | 0 | 0 | 1 | 4 | 0 | 0 | 1 | 3 | 8 | 0-0 | 0 | .345 | .360 |
| | Cleveland | .216 | 68 | 139 | 17 | 30 | 4 | 0 | 4 | 11 | 4 | 1 | 1 | 10 | 41 | 0-0 | 3 | .272 | .331 |
| 2017 | Minnesota | .220 | 77 | 186 | 28 | 41 | 9 | 0 | 7 | 16 | 2 | 0 | 4 | 33 | 60 | 1-0 | 1 | .350 | .382 |
| MAJOR LEAGUE TOTALS | | .218 | 366 | 870 | 111 | 190 | 42 | 1 | 22 | 82 | 13 | 3 | 6 | 109 | 245 | 4-3 | 14 | .309 | .345 |
| MINOR LEAGUE TOTALS | | .266 | 884 | 3083 | 485 | 819 | 180 | 10 | 111 | 436 | 19 | 32 | 103 | 423 | 714 | 22-24 | 64 | .369 | .439 |

*Led League ... #Includes Injury Rehabilitation Assignment

| PCT | G | PO | A | E | TC | DP | PB | 2017/CAREER | PCT | G | PO | A | E | TC | DP | PB |
|-------------|------------|-----------|----------|------------|----------|-----------|----|--------------------|-------------|-----|-------------|------------|-----------|-------------|-----------|-----------|
| 1.000 | 6 | 0 | 1 | 0 | 1 | 0 | — | Pitcher | 1.000 | 9 | 0 | 1 | 0 | 1 | 0 | — |
| .998 | 59 | 418 | 26 | 1 | 445 | 5 | 10 | Catcher | .993 | 274 | 1726 | 116 | 13 | 1855 | 17 | 19 |
| 1.000 | 7 | 18 | 1 | 0 | 19 | 1 | — | First Base | .995 | 43 | 213 | 7 | 1 | 221 | 19 | — |
| 1.000 | 1 | 0 | 1 | 0 | 1 | 0 | — | Third Base | 1.000 | 7 | 1 | 4 | 0 | 5 | 1 | — |
| 1.000 | 5 | 6 | 0 | 0 | 6 | 0 | — | Left Field | 1.000 | 24 | 28 | 0 | 0 | 28 | 0 | — |
| 1.000 | 8 | 8 | 0 | 0 | 8 | 0 | — | Right Field | 1.000 | 8 | 8 | 0 | 0 | 8 | 0 | — |
| .998 | 442 | 29 | 1 | 472 | 6 | 10 | | M.L. TOTALS | .993 | | 1976 | 128 | 14 | 2118 | 37 | 19 |

CAUGHT STEALING: 2017 – 12-for-42 (.286) ... Career – 39-for-176 (.222)

WILD CARD STATISTICS

| YEAR | TEAM/OPP | AVG | G | AB | R | H | 2B | 3B | HR | RBI | SH | SF | HP | BB | SO | SB-CS | E | OBP | SLG |
|------|-----------|-----|---|----|---|---|----|----|----|-----|----|----|----|----|----|-------|---|-----|-----|
| 2017 | MIN @ NYN | --- | 1 | 0 | 0 | 0 | 0 | 0 | 0 | 0 | 0 | 0 | 0 | 0 | 0 | 0-0 | 0 | --- | --- |

DIVISION SERIES STATISTICS

| YEAR | TEAM/OPP | AVG | G | AB | R | H | 2B | 3B | HR | RBI | SH | SF | HP | BB | SO | SB-CS | E | OBP | SLG |
|------|-------------|------|---|----|---|---|----|----|----|-----|----|----|----|----|----|-------|---|------|------|
| 2015 | TEX vs. TOR | .250 | 2 | 8 | 1 | 2 | 0 | 0 | 0 | 0 | 1 | 0 | 0 | 0 | 1 | 0-0 | 0 | .250 | .250 |

CAREER TRANSACTIONS

- 2004:** Selected by Cleveland in 19th round of draft (scout: Don Lyle)
- 2010:** Elected free agency 11/1 ... signed a one-year minor league contract with Seattle 12/15
- 2011:** On disabled list 6/29-9/1 ... left oblique muscle strain ... included injury rehabilitation assignment with Tacoma (8/12-31)
- 2012:** Elected free agency 2/15 ... signed a one-year minor league contract with Tampa Bay 2/17
- 2013:** Claimed off waivers by Oakland 12/20
- 2014:** Claimed off waivers by Texas 3/28
- 2014:** Acquired by Cleveland 8/23 for cash ... declared free agent 11/3 ... signed a one-year minor league contract with Texas 11/21
- 2016:** On disabled list 3/27-5/3 ... left ankle injury ... included injury rehabilitation assignment with Frisco (4/25-5/3)
- 2016:** Acquired by Cleveland 5/4 for cash
- 2016:** Elected free agency 11/21
- 2017:** Signed a one-year minor league contract with Minnesota 1/19 ... elected free agency 11/6
- 2018:** Signed a one-year minor league contract with Cubs 1/22

POSITION PLAYERS PITCHING

Leonys Martín is the most recent position player to take the mound for Chicago, pitching 0.2 innings in his Cubs debut on September 4, 2017, a 12-0 setback at Pittsburgh ... below are the nine instances of Cubs position players pitching since 2000:

| Name | Date | Opponent | IP | H | R | ER | BB | SO |
|----------------|-----------|---------------------------|-----|---|---|----|----|----|
| Joe Mather | 8/27/2012 | Milwaukee (15-4 L) | 0.1 | 1 | 0 | 0 | 0 | 0 |
| John Baker* | 7/29/2014 | Colorado (4-3 W, 16 Inn.) | 1.0 | 0 | 0 | 0 | 1 | 0 |
| David Ross | 5/9/2015 | @Milwaukee (12-4 L) | 1.0 | 0 | 0 | 0 | 0 | 0 |
| David Ross | 7/26/2015 | Philadelphia (11-5 L) | 1.0 | 0 | 0 | 0 | 0 | 0 |
| Chris Denorfia | 8/19/2015 | Detroit (15-8 L) | 0.1 | 0 | 0 | 0 | 0 | 0 |
| Miguel Montero | 7/3/2016 | @New York-N.L. (14-3 L) | 1.1 | 4 | 1 | 1 | 0 | 0 |
| Miguel Montero | 5/6/2017 | New York-A.L. (11-6 L) | 1.0 | 0 | 0 | 0 | 2 | 0 |
| Jon Jay | 7/6/2017 | Milwaukee (11-2 L) | 1.0 | 1 | 0 | 0 | 0 | 0 |
| Leonys Martín | 9/4/2017 | @Pittsburgh (12-0 L) | 0.2 | 3 | 2 | 2 | 0 | 0 |

*Became the first Cubs true position player to earn a win since Fred Pfeffer in 1885



52 JUSTIN GRIMM RHP

BATS: RIGHT THROWS: RIGHT HEIGHT: 6'3" WEIGHT: 210 MLS: 4-153



FULL NAME: Justin Scott Grimm
BORN: 8/16/88 in Bristol, TN
OPENING DAY AGE: 29, turns 30 on August 16
RESIDES: Nashville, TN
CONTRACT STATUS: Signed thru 2018
FAMILY: Married — Gina
SIGNED BY: Ryan Coe (Texas)
HOW ACQUIRED: From Texas with INF Mike Olt, P Carl Edwards Jr. & a PTBNL (P Neil Ramirez) 7/22/13 for P Matt Garza



FACTS AND INFORMATION

Justin has appeared with Chicago in each of the last five seasons ... he was acquired from Texas in July of 2013 with infielder Mike Olt and pitchers Carl Edwards Jr. and Neil Ramirez for pitcher Matt Garza ... has gone 19-20 with four saves, 43 holds and a 4.70 ERA (177 ER/338.2 IP) in 285 career major league games (19 starts) between the Rangers (2012-13) and Cubs (2013-17).

- Ⓢ Is 11-12 with four saves, 43 holds and a 3.82 ERA (100 ER/235.2 IP) in 263 relief appearances with the Cubs.
- Ⓢ Rated by *Baseball America* as the Rangers top right-handed starter and fifth overall best prospect entering the 2013 campaign.
- Ⓢ Named to the 2012 Texas League mid-season All Star team while with Double-A Frisco.
- Ⓢ Went 4-1 with a 1.59 ERA (5 ER/28.1 IP) in five April starts in 2012 to be named Texas Rangers Minor League Pitcher of the Month.
- Ⓢ Made his big league debut in 2012 despite being just two years removed from the University of Georgia.
 - Became the club's first player from the 2010 June draft to appear in the big leagues.
- Ⓢ Tabbed as the 18th-best prospect in the Carolina League by *Baseball America* entering the 2011 season.
- Ⓢ Participated in the 2015 Cubs Caravan.
- Ⓢ Originally selected by Texas in the fifth round of the 2010 Draft out of the University of Georgia.
 - Was a member of the Southeastern Conference Academic Honor Roll while at Georgia.
- Ⓢ Graduated from Virginia High School in Bristol, Va., in 2007.

MAJOR LEAGUE REVIEW

2017

Justin appeared in 50 games with the Cubs, going 1-2 with a 5.53 ERA (34 ER/55.1 IP) ... walked 27 and struck out 59, good for an average of 9.6 strikeouts per 9.0 innings.

- Ⓢ Had four stints with the Cubs: Opening Day through May 4, May 7-10, May 29-August 1 and August 9 through the season's end.
- Ⓢ Stranded 15 of 26 inherited runners ... retired 34 of 50 first batters faced.
- Ⓢ Was placed on the disabled list, August 16-September 1, with an infection in his right index finger ... appeared in two games with Iowa as part of an injury rehab stint.
- Ⓢ Pitched a season-high 2.2-scoreless innings, July 4 vs. Tampa Bay ... did not allow any hits.
- Ⓢ Posted a 0.63 ERA (1 ER/14.1 IP) in 14 relief outings from May 29-June 30, striking out 18 and walking three.
- Ⓢ Finished the season strong, logging a 1.42 ERA with seven strikeouts in his final six outings (1 ER/6.1 IP), including a save on September 29 vs. the Reds, his first since August 8, 2015.

2016

Justin made 68 relief appearances for Chicago, and in 28 outings from June 28-September 13 he posted a 0.40 ERA (1 ER/22.2 IP) ... held opponents to a .156 average (12-for-77) during that run.

- Ⓢ All told, was 2-1 with a 4.10 ERA (24 ER/52.2 IP) in his 68 outings ... walked 23, struck out 65 and surrendered five home runs ... averaged 11.1 strikeouts per 9.0 innings.
- Ⓢ Stranded 26 of 32 inherited runners ... retired 44 of 68 first batters faced.
- Ⓢ Held opponent scoreless in 56 of 68 outings.
- Ⓢ Appeared in six playoff games, allowing six runs over 4.1 innings pitched ... tossed 1.1-scoreless frames in NLCS Game Three.
- Ⓢ Twice pitched a season-high 2.0 innings, May 8 vs. Washington and August 26 at the Dodgers.
- Ⓢ Five times struck out three hitters in 1.0 inning of work, last done on August 28 at the Dodgers.
- Ⓢ Pitched to a 3.55 ERA (10 ER/25.1 IP) in 34 road games compared to a 4.61 ERA (14 ER/27.1 IP) in 34 home games.
- Ⓢ Held opponents to a .154 average (10-for-65) and a .292 slugging mark with runners in scoring position.
- Ⓢ In 37 outings of at least 1.0 inning, pitched to a 0.89 ERA (4 ER/40.1 IP) and held opponents to a .176 average (25-for-142).
- Ⓢ Recorded a 14.0-inning scoreless streak from June 28-August 24, one shy of his career-best 15.0-inning mark ... held opponents to a .125 average (6-for-48) while walking four and striking out 19.
- Ⓢ Threw a season-high 36 pitches in 1.2-scoreless innings, June 13 at Washington.
- Ⓢ Walked just one batter and struck out 23 in 18 outings from July 7-August 29.
- Ⓢ Held opponent scoreless in 30 of his final 33 contests dating to June 28, including nine of 11 outings in the season's final month.

CAREER AWARDS

A.L. ROOKIE OF THE MONTH

April, 2013

CAREER HIGHS

MOST STRIKEOUTS

9 (2x) — last, 5/2/13 vs. CHW

LONGEST START

7.2 IP — 6/14/13 vs. TOR

LONGEST RELIEF APPEARANCE

3.1 IP — 8/23/14 vs. BAL

MOST HITS ALLOWED

10 (3x) — last, 7/12/13 @ DET

MOST RUNS ALLOWED

8 — 6/4/13 @ BOS

MOST HOMERS ALLOWED

3 — 7/2/13 vs. SEA

MOST WALKS ALLOWED

4 — 5/2/13 vs. CHW

LONGEST WINNING STREAK

5 G — 6/5/14-5/20/15

LONGEST LOSING STREAK

4 G — 7/2-9/17/13

CONSECUTIVE SCORELESS IP

15.0 IP — 7/21-8/29/15

2015

Justin posted a career-best 1.99 ERA (11 ER/49.2 IP) in 62 relief appearances ... led Cubs relievers and ranked fifth among all N.L. relievers with 12.14 strikeouts per nine innings.

- Ⓢ Among N.L. relievers with at least 60 appearances, he ranked fourth in opponent average (.178) and ninth in ERA.
- Ⓢ Struck out 67 batters in 49.2 innings and walked 26 ... he struck out at least one batter in 26 of his 34 outings of at least 1.0 inning.
- Ⓢ Surrendered just 11 extra-base hits in 204 batters faced.
- Ⓢ Placed on the 15-day D.L., April 10 (retroactive to April 2), with right forearm inflammation ... did not appear in a big league game before going on the shelf ... activated, May 6, after making one rehab outing with Triple-A Iowa.
- Ⓢ Earned his first career save, July 1 at the Mets ... struck out one batter in 0.1 innings as the Cubs won, 2-0 in 11 innings.
- Ⓢ Recorded a career-best 15.0-scoreless innings streak from July 21-August 29 ... fanned 16 batters and walked one during the stretch.
- Ⓢ Posted a 1.19 ERA (3 ER/22.2 IP) in 28 games prior to the All-Star Break compared to a 2.67 ERA (8 ER/27.0 IP) in 34 games after the Break.
- Ⓢ Held both lefties and righties to a sub-.200 opponent average as lefties batted .140 (8-for-57) and righties batted .197 (23-for-117).
- Ⓢ Allowed just one earned run in 20.1 innings during the day (0.44 ERA) compared to a 3.07 ERA (10 ER/29.1 IP) at night.
- Ⓢ Tossed 2.0 scoreless innings in three post-season relief appearances ... walked none and struck out four.

2014

Justin spent his first full season in the majors with Chicago and ranked tied for ninth in the N.L. with 73 appearances ... went 5-2 with a 3.78 ERA (29 ER/69.0 IP), and allowed just four home runs and 27 walks while he struck out 70.

- Ⓢ Posted a 2.60 ERA (8 ER/27.2 IP) in 29 games following the All-Star break ... recorded a 4.57 ERA (21 ER/41.1 IP) in 44 outings prior to the break.
- Ⓢ Stranded 25 of 30 inherited runners ... retired 54 of 73 first batters faced.
- Ⓢ His 70 strikeouts were second-most among Cubs relievers, trailing only Pedro Strop (71).
- Ⓢ Held left-handed batters to a .188 average (16-for-85) and a .235 slugging mark ... right-handed hitters batted .250 (43-for-172) with a .366 slugging percentage.
- Ⓢ Recorded a 0.79 ERA (1 ER/11.1 IP) in his first 13 games to start the year through April 29 ... walked six and struck out 13.
- Ⓢ Posted a 1.20 August ERA (2 ER/15.0 IP) in 15 outings after he recorded an 8.71 ERA (10 ER/10.1 IP) in 10 July games.
- Ⓢ Earned his first win as a Cub, April 11 in St. Louis, following a scoreless 10th inning in a 6-3, 11-inning victory.
- Ⓢ Struck out four batters in the ninth inning, August 29 in St. Louis, becoming the seventh Cubs pitcher to record four punchouts in an inning, and the first since Jason Berken, September 20, 2012 vs. Cincinnati.

2013

Justin was acquired by Chicago, July 22, in the five-player deal that sent Matt Garza to the Texas Rangers ... combined to go 7-9 with a 5.97 ERA (65 ER/98.0 IP) in 27 games (17 starts) between the Rangers and Cubs, including an 0-2 mark and a 2.00 ERA (2 ER/9.0 IP) in 10 relief appearances with the Cubs following his promotion, September 3.

- Ⓢ Combined to throw 146.0 innings between four clubs.
- Ⓢ Made his Cubs debut, September 6 vs. Milwaukee, tossing a scoreless inning while walking one.
- Ⓢ Threw a season-high 1.1 innings of relief while allowing two runs in Chicago's 3-1 setback vs. Milwaukee, September 8.
- Ⓢ Held opponents scoreless in eight of his 10 relief appearances with Chicago.
- Ⓢ Limited opponents to a .133 batting average (4-for-30) with no home runs in 9.0 innings with Chicago.
- Ⓢ Made 17 starts with the Rangers to begin the season, going 7-7 with a 6.37 ERA (63 ER/89.0 IP).
- Ⓢ Earned the win while tossing 7.0 shutout innings of five-hit ball in the Rangers 4-3 victory at Minnesota, April 26.

2012

Made his major league debut with Texas in just his second pro season ... went 1-1 with a 9.00 ERA (14 ER/14.0 IP) in five games (two starts) covering two stints with the big league club (June 16-July 7 and September 16-end of season).

- Ⓢ Had his contract purchased from Frisco, June 16, to start vs. Houston ... earned the win that night after tossing 6.0 innings of three-run, six hit ball while fanning seven.
 - ♦ Became the first Rangers draft pick to win his major league debut in a start since Steve Dreyer turned the trick August 8, 1993 vs. Seattle.
 - ♦ Struck out five-straight hitters at one point, becoming the first Ranger ever to strike out five-consecutive batters in his major league debut.
- Ⓢ Made two relief appearances in his second major league stint.

MINOR LEAGUE REVIEW

- Ⓢ In **2017**, he went 0-1 with a 3.86 ERA (5 ER/11.2 IP) in 10 relief outings with Iowa ... was optioned to Iowa three times and also appeared with the club on a rehab assignment.
- Ⓢ In **2016**, he had two brief stints with Triple-A Iowa, July 30-August 3 and August 8-11 ... appeared in just one game.
- Ⓢ In **2013**, he made eight starts with Iowa following his trade and prior to his promotion to the Cubs, going 2-3 with a 4.68 ERA (22 ER/42.1 IP).
- Ⓢ In **2012**, he spent the majority of the season at Triple-A Round Rock and Double-A Frisco, combining to go 11-6 with a 2.81 ERA (42 ER/134.2 IP) and 103 strikeouts in 25 games (22 starts) ... posted the lowest ERA (1.72) in the Texas League and ranked second in wins with nine.
- Ⓢ In **2011**, Justin split the campaign between Single-A Hickory and Myrtle Beach ... combined to go 7-3 with a 3.39 ERA (53 ER/140.2 IP) and 127 strikeouts in 25 starts, while holding opposing right-handed hitters to a .238 average (79-for-332) ... went 2-0 with a 0.95 ERA (2 ER/19.0 IP) over his final three starts, including a victory in Game One of the Carolina League Division Series September 7 at Kinston.

CAREER STATISTICS

| YEAR | TEAM | W-L | ERA | G | GS | CG | SHO | SV | IP | H | R | ER | HR | HB | BB | SO | WP | BK |
|-------------------------------|----------------|--------------|-------------|------------|-----------|----------|----------|----------|--------------|------------|------------|------------|-----------|-----------|------------|------------|-----------|----------|
| 2011 | Hickory-A | 2-1 | 3.40 | 9 | 9 | 0 | 0 | 0 | 50.1 | 45 | 23 | 19 | 5 | 3 | 18 | 54 | 4 | 1 |
| | Myrtle Beach-A | 5-2 | 3.39 | 16 | 16 | 0 | 0 | 0 | 90.1 | 84 | 40 | 34 | 2 | 6 | 30 | 73 | 4 | 0 |
| 2012 | Round Rock-AAA | 2-3 | 4.59 | 9 | 8 | 0 | 0 | 0 | 51.0 | 53 | 27 | 26 | 2 | 4 | 16 | 30 | 4 | 0 |
| | Texas | 1-1 | 9.00 | 5 | 2 | 0 | 0 | 0 | 14.0 | 22 | 14 | 14 | 1 | 0 | 3 | 13 | 3 | 0 |
| | Frisco-AA | 9-3 | 1.72 | 16 | 14 | 0 | 0 | 0 | 83.2 | 70 | 21 | 16 | 3 | 1 | 14 | 73 | 2 | 0 |
| 2013 | Round Rock-AAA | 1-0 | 1.59 | 1 | 1 | 0 | 0 | 0 | 5.2 | 4 | 1 | 1 | 0 | 0 | 2 | 4 | 0 | 0 |
| | Texas | 7-7 | 6.37 | 17 | 17 | 0 | 0 | 0 | 89.0 | 116 | 67 | 63 | 15 | 1 | 31 | 68 | 4 | 0 |
| | Iowa-AAA | 2-3 | 4.68 | 8 | 8 | 0 | 0 | 0 | 42.1 | 46 | 23 | 22 | 1 | 0 | 17 | 41 | 6 | 0 |
| 2014 | CUBS | 0-2 | 2.00 | 10 | 0 | 0 | 0 | 0 | 9.0 | 4 | 3 | 2 | 0 | 1 | 3 | 8 | 0 | 0 |
| | CUBS | 5-2 | 3.78 | 73 | 0 | 0 | 0 | 0 | 69.0 | 59 | 32 | 29 | 4 | 4 | 27 | 70 | 8 | 0 |
| 2015 | Iowa-AAA# | 0-0 | 0.00 | 1 | 0 | 0 | 0 | 0 | 1.0 | 0 | 0 | 0 | 0 | 0 | 1 | 2 | 0 | 0 |
| | CUBS | 3-5 | 1.99 | 62 | 0 | 0 | 0 | 3 | 49.2 | 31 | 18 | 11 | 4 | 1 | 26 | 67 | 8 | 0 |
| 2016 | CUBS | 2-1 | 4.10 | 68 | 0 | 0 | 0 | 0 | 52.2 | 47 | 24 | 24 | 5 | 1 | 23 | 65 | 7 | 0 |
| | Iowa-AAA | 0-0 | 0.00 | 1 | 0 | 0 | 0 | 0 | 1.0 | 1 | 0 | 0 | 0 | 0 | 0 | 3 | 0 | 0 |
| 2017 | CUBS | 1-2 | 5.53 | 50 | 0 | 0 | 0 | 1 | 55.1 | 47 | 34 | 34 | 12 | 1 | 27 | 59 | 4 | 1 |
| | Iowa-AAA# | 0-1 | 3.86 | 10 | 0 | 0 | 0 | 3 | 11.2 | 10 | 5 | 5 | 2 | 0 | 5 | 18 | 0 | 0 |
| MAJOR LEAGUE TOTALS | | 19-20 | 4.70 | 285 | 19 | 0 | 0 | 4 | 338.2 | 326 | 192 | 177 | 41 | 9 | 140 | 350 | 34 | 1 |
| AMERICAN LEAGUE TOTALS | | 8-8 | 6.73 | 22 | 19 | 0 | 0 | 0 | 103.0 | 138 | 81 | 77 | 16 | 1 | 34 | 81 | 7 | 0 |
| NATIONAL LEAGUE TOTALS | | 11-12 | 3.82 | 263 | 0 | 0 | 0 | 4 | 235.2 | 188 | 111 | 100 | 25 | 8 | 106 | 269 | 27 | 1 |
| MINOR LEAGUE TOTALS | | 21-13 | 3.28 | 71 | 56 | 0 | 0 | 0 | 337.0 | 313 | 140 | 123 | 15 | 14 | 103 | 298 | 20 | 1 |

#Includes Injury Rehabilitation Assignment

SV/OPP: 2017 – 1/3 ... Career – 4/10 ... HOLDS: 2017 – 4 ... Career – 43 ... IR/IRS: 2017 – 26/11 ... Career – 133/33

| YEAR | AVG | AB | R | H | 2B | 3B | HR | RBI | SH | SF | HP | BB | SO | SB | CS | PCT | G | PO | A | E | TC | DP |
|--------------------|-------------|----------|----------|----------|----------|----------|----------|----------|----------|----------|----------|----------|----------|----------|----------|-------------|------------|-----------|-----------|----------|-----------|----------|
| 2017 | .000 | 3 | 0 | 0 | 0 | 0 | 0 | 0 | 0 | 0 | 0 | 0 | 1 | 0 | 0 | 1.000 | 50 | 5 | 5 | 0 | 10 | 0 |
| M.L. TOTALS | .000 | 7 | 0 | 0 | 0 | 0 | 0 | 0 | 0 | 0 | 0 | 0 | 4 | 0 | 0 | .951 | 285 | 27 | 31 | 3 | 61 | 1 |

DIVISION SERIES STATISTICS

| YEAR | TEAM/OPP | W-L | ERA | G | GS | CG | SHO | SV | IP | H | R | ER | HR | HB | BB | SO | WP | BK |
|-------------------------------|-------------|------------|-------------|----------|----------|----------|----------|----------|------------|----------|----------|----------|----------|----------|----------|----------|----------|----------|
| 2015 | CHI vs. STL | 0-0 | 0.00 | 1 | 0 | 0 | 0 | 0 | 1.0 | 0 | 0 | 0 | 0 | 0 | 0 | 3 | 0 | 0 |
| 2016 | CHI vs. SF | 0-0 | 18.00 | 2 | 0 | 0 | 0 | 0 | 1.0 | 2 | 2 | 2 | 0 | 0 | 0 | 0 | 0 | 0 |
| DIVISION SERIES TOTALS | | 0-0 | 9.00 | 3 | 0 | 0 | 0 | 0 | 2.0 | 2 | 2 | 2 | 0 | 0 | 0 | 3 | 0 | 0 |

LEAGUE CHAMPIONSHIP SERIES STATISTICS

| YEAR | TEAM/OPP | W-L | ERA | G | GS | CG | SHO | SV | IP | H | R | ER | HR | HB | BB | SO | WP | BK |
|-------------------|-------------|------------|-------------|----------|----------|----------|----------|----------|------------|----------|----------|----------|----------|----------|----------|----------|----------|----------|
| 2015 | CHI vs. NYM | 0-0 | 0.00 | 2 | 0 | 0 | 0 | 0 | 1.0 | 1 | 0 | 0 | 0 | 0 | 0 | 1 | 0 | 0 |
| 2016 | CHI vs. LAD | 0-0 | 0.00 | 1 | 0 | 0 | 0 | 0 | 1.1 | 1 | 0 | 0 | 0 | 0 | 0 | 1 | 0 | 0 |
| LCS TOTALS | | 0-0 | 0.00 | 3 | 0 | 0 | 0 | 0 | 2.1 | 2 | 0 | 0 | 0 | 0 | 0 | 2 | 0 | 0 |

WORLD SERIES STATISTICS

| YEAR | TEAM/OPP | W-L | ERA | G | GS | CG | SHO | SV | IP | H | R | ER | HR | HB | BB | SO | WP | BK |
|------|-------------|-----|-------|---|----|----|-----|----|-----|---|---|----|----|----|----|----|----|----|
| 2016 | CHI vs. CLE | 0-0 | 18.00 | 3 | 0 | 0 | 0 | 0 | 2.0 | 3 | 4 | 4 | 0 | 1 | 1 | 2 | 1 | 0 |

CAREER TRANSACTIONS

- 2010:** Selected by Texas in the fifth round of draft (scout: Ryan Coe)
- 2013:** Acquired by Cubs 7/22 with INF Mike Olt, RHP Carl Edwards Jr. and a PTBNL (Neil Ramirez waiver claim 8/23) for RHP Matt Garza
- 2015:** On disabled list 4/2-5/6 ... right forearm inflammation ... included injury rehab assignment to Iowa (5/4-6)
- 2017:** On disabled list 8/16-9/1 ... right index finger infection ... included injury rehab assignment to Iowa (8/28-30)



80 JUSTIN HANCOCK RHP

BATS: RIGHT THROWS: RIGHT HEIGHT: 6'4" WEIGHT: 200 MLS: 0

FULL NAME: Justin D. Hancock
 OPENING DAY AGE: 27
 CONTRACT STATUS: Signed thru 2018
 SIGNED BY: Jeff Stewart (San Diego)
 HOW ACQUIRED: From San Diego 5/8/17 for
 OF Matt Szczur

BORN: 10/28/90 in Defiance, OH
 RESIDES: Terre Haute, IN
 FAMILY: Married — Tessa
 NON-ROSTER INVITEE



FACTS AND INFORMATION

Justin is in his first full season in the Cubs organization after he was acquired from San Diego in May of 2017 for outfielder Matt Szczur ... a veteran of seven minor league campaigns, is 26-33 with a 3.95 ERA (228 ER/520.0 IP) in 149 games (90 starts).

- Ⓢ Pitched primarily as a starter his first six minor league seasons (2011-16) in the Padres chain prior to pitching exclusively from the bullpen in 2017 ... had missed most of 2016 with a right shoulder strain.
- Ⓢ Named a mid-season Texas League All-Star with Double-A San Antonio in 2015.
- Ⓢ Selected by San Diego in the ninth round of the 2011 draft out of Lincoln Trail Community College in Robinson, Ill. ... is the highest-drafted player out of Lincoln Trail by round.
- Ⓢ Signed a letter of intent to play at Indiana State University before signing with the Padres.
- Ⓢ Graduated from Defiance (Ohio) High School.

YEAR-BY-YEAR REVIEW

2017

Acquired by Chicago on May 8 for outfielder Matt Szczur, Justin combined to go 2-4 with four saves and a 4.46 ERA (19 ER/38.1 IP) in 33 relief appearances between Double-A Tennessee and Triple-A Iowa ... walked 19 and struck out 40, good for an average of 9.4 strikeouts per 9.0 innings pitched.

- Ⓢ Opened the campaign with Double-A San Antonio, going 0-2 with a 6.23 ERA (9 ER/13.0 IP) in 10 relief outings ... walked seven and struck out 11.
- Ⓢ All told, was 2-6 with four saves and a 4.91 ERA (28 ER/51.1 IP) in 43 relief appearances between the two organizations.
- Ⓢ In the Cubs system, held opponents scoreless in 20 of his 33 relief outings between Tennessee and Iowa.

2016

Missed a majority of the season with a right shoulder strain, making two starts for Triple-A El Paso before landing on the team's seven-day disabled list, April 17 ... reinstated following the Triple-A season on September 21.

2015

Combined to go 8-6 with a 3.51 ERA (51 ER/130.2 IP) in 24 starts between Double-A San Antonio and Triple-A El Paso ... named a mid-season Texas League All-Star ... the eight wins tied his career high, also done in 2013.

- Ⓢ Posted a 1.47 ERA (9 ER/55.0 IP) across nine starts for San Antonio, April 14-May 30 ... was 5-0 in that span while walking 17 and striking out 40.
- Ⓢ Tossed a season-high 7.0 innings five times, going 4-1 in those outings.
- Ⓢ Made two August starts for El Paso before he landed on the seven-day D.L. with a right shoulder strain to end his season.

2014

A right forearm strain limited Justin to 13 games (12 starts) with Double-A San Antonio, his first action at that level ... was 3-2 with a 4.12 ERA (27 ER/59.0 IP) ... walked 23 and struck out 41 while he allowed five home runs.

- Ⓢ Landed on the seven-day disabled list, April 19, after three starts ... pitched 3.0 scoreless innings in two rehab games with the Arizona League Padres before he was reinstated, July 3.
- Ⓢ Went 2-1 with a 4.00 ERA (20 ER/45.0 IP) in 10 outings (nine starts) following his D.L. stint ... allowed two or fewer earned runs in five of his final six appearances, pitching to a 3.48 ERA (12 ER/31.0 IP) in that stretch.
- Ⓢ Pitched for Surprise in the Arizona Fall League ... posted a 9.00 ERA (9 ER/9.0 IP) in four games.

2013

Made a career-high 26 starts between Single-A Fort Wayne and Single-A Lake Elsinore ... was 8-8 with a 3.38 ERA (49 ER/130.2 IP), allowed five home runs and 56 walks while he struck out 83.

- Ⓢ Opened the season with a 5-1 record and a 1.73 ERA (13 ER/67.2 IP) in 12 starts with Fort Wayne ... held opponents to a .222 batting average and a .284 on-base percentage.
- Ⓢ Promoted to Lake Elsinore, June 20 ... went 2-0 with a 0.56 ERA (1 ER/16.0 IP) in his first three starts before he posted a 1-7 record with a 6.70 ERA (35 ER/47.0 IP) in his final 11 outings beginning July 8.

2012

Pitched for Single-A Fort Wayne and Single-A Eugene ... went 5-6 with a 3.30 ERA (39 ER/106.1 IP) in 28 games (16 starts) ... walked 43 and struck out 89.

- Ⓢ Closed out the season with a 5-1 record and a 1.05 ERA (7 ER/60.0 IP) in 12 games (11 starts) for Eugene, July 4-August 30 ... held the opponent to a .192 average and a .530 OPS.

2011

In his first taste of pro ball, Justin made 11 appearances (eight starts) with the Rookie League Padres.

CAREER STATISTICS

| YEAR | TEAM | W-L | ERA | G | GS | CG | SHO | SV | IP | H | R | ER | HR | HB | BB | SO | WP | BK |
|----------------------------|-----------------|--------------|-------------|------------|-----------|----------|----------|----------|--------------|------------|------------|------------|-----------|-----------|------------|------------|-----------|----------|
| 2011 | AZL Padres-R | 0-3 | 7.09 | 11 | 8 | 0 | 0 | 0 | 33.0 | 46 | 30 | 26 | 0 | 1 | 21 | 30 | 3 | 1 |
| 2012 | Fort Wayne-A | 0-4 | 6.95 | 13 | 2 | 0 | 0 | 0 | 33.2 | 44 | 31 | 26 | 3 | 1 | 20 | 23 | 1 | 0 |
| | Eugene-A | 5-2 | 1.61 | 15 | 14 | 0 | 0 | 0 | 72.2 | 52 | 17 | 13 | 3 | 3 | 23 | 66 | 7 | 0 |
| 2013 | Fort Wayne-A | 5-1 | 1.73 | 12 | 12 | 0 | 0 | 0 | 67.2 | 54 | 20 | 13 | 0 | 2 | 20 | 44 | 3 | 0 |
| | Lake Elsinore-A | 3-7 | 5.14 | 14 | 14 | 0 | 0 | 0 | 63.0 | 81 | 52 | 36 | 5 | 5 | 36 | 39 | 6 | 0 |
| 2014 | San Antonio-AA | 3-2 | 4.12 | 13 | 12 | 0 | 0 | 0 | 59.0 | 69 | 29 | 27 | 5 | 2 | 23 | 41 | 3 | 0 |
| | AZL Padres-R | 0-0 | 0.00 | 2 | 2 | 0 | 0 | 0 | 3.0 | 4 | 0 | 0 | 0 | 0 | 0 | 0 | 0 | 0 |
| 2015 | San Antonio-AA | 7-6 | 3.59 | 22 | 22 | 0 | 0 | 0 | 120.1 | 127 | 52 | 48 | 8 | 5 | 49 | 92 | 10 | 0 |
| | El Paso-AAA | 1-0 | 2.61 | 2 | 2 | 0 | 0 | 0 | 10.1 | 15 | 3 | 3 | 1 | 0 | 4 | 5 | 0 | 0 |
| 2016 | El Paso-AAA | 0-2 | 12.00 | 2 | 2 | 0 | 0 | 0 | 6.0 | 16 | 11 | 8 | 0 | 0 | 1 | 5 | 0 | 0 |
| 2017 | San Antonio-AA | 0-2 | 6.23 | 10 | 0 | 0 | 0 | 0 | 13.0 | 17 | 13 | 9 | 0 | 1 | 7 | 11 | 4 | 1 |
| | Tennessee-AA | 1-2 | 4.41 | 16 | 0 | 0 | 0 | 3 | 16.1 | 19 | 12 | 8 | 0 | 0 | 8 | 16 | 1 | 0 |
| | Iowa-AAA | 1-2 | 4.50 | 17 | 0 | 0 | 0 | 1 | 22.0 | 25 | 11 | 11 | 2 | 1 | 11 | 24 | 5 | 0 |
| MINOR LEAGUE TOTALS | | 26-33 | 3.95 | 149 | 90 | 0 | 0 | 4 | 520.0 | 569 | 281 | 228 | 27 | 21 | 223 | 396 | 43 | 2 |

CAREER TRANSACTIONS

2011: Selected by San Diego in ninth round of draft (scout: Jeff Stewart)

2017: Acquired by Cubs 5/8 for OF Matt Szczur

OLD SCHOOL RULES

Entering the 2018 campaign, the Cubs are 17-10 when sporting throwback uniforms. In 2014, the Cubs wore throwback uniforms on 10 separate home dates as part of the 100th anniversary celebration of Wrigley Field.

| Date | Opponent | Result | Uniform Style | Date | Opponent | Result | Uniform Style |
|-----------|-----------------------|-------------|--------------------|-----------|---------------------|-------------|----------------|
| 6/21/1992 | at Philadelphia | W, 5-2 | 1948 road | 7/13/2014 | vs. Atlanta | L, 7-10 | 1969 home |
| 6/16/1997 | at Chicago (A.L.) | W, 8-3 | 1911 road* | 7/27/2014 | vs. St. Louis | L, 0-1 | 1978 road |
| 6/12/2008 | vs. Atlanta | W, 3-2 | 1948 home# | 8/10/2014 | vs. Tampa Bay | W, 3-2 (12) | 1988 home |
| 5/4/2011 | at Los Angeles (N.L.) | W, 5-1 | 1944 road | 8/24/2014 | vs. Baltimore | W, 2-1 | 1994 alternate |
| 5/21/2011 | at Boston | W, 9-3 | 1918 road^ | 9/7/2014 | vs. Pittsburgh | L, 4-10 | 2008 home |
| 6/2/2012 | at San Francisco | L, 1-2 | 1912 road | 4/24/2015 | at Cincinnati | W, 7-3 | 1990 away |
| 6/29/2013 | at Seattle | W, 5-3 (11) | early 1900s | 5/31/2015 | vs. Kansas City | W, 2-1 | 1915 Whales |
| 4/23/2014 | vs. Arizona | L, 5-7 | 1914 Chi-Feds home | 7/12/2015 | vs. White Sox | W, 3-1 | 1958 home+ |
| 5/4/2014 | vs. St. Louis | L, 4-5 | 1929 home | 8/14/2015 | at White Sox | W, 6-5 | 1950s road |
| 5/18/2014 | vs. Milwaukee | W, 4-2 | 1937 home | 8/19/2015 | vs. Detroit | L, 8-15 | 1945 home |
| 6/8/2014 | vs. Miami | L, 3-4 | 1942 home | 7/6/2016 | vs. Cincinnati | L, 3-5 | 1916 home |
| 6/13/2014 | at Philadelphia | W, 2-1 | 1964 retro | 7/20/2016 | vs. New York (N.L.) | W, 6-2 | 1988 home |
| 6/22/2014 | vs. Pittsburgh | L, 1-2 | 1953 home | 8/6/2016 | at Oakland | W, 4-0 | 1981 road |
| | | | | 6/16/2017 | at Pittsburgh | W, 9-5 | 1909 Leland& |

*first ever Cubs-Sox regular season game ... #60th Anniversary of WGN-TV/Cubs broadcasts ... ^first visit to Fenway Park since 1918 W.S.

+all Cubs players wore No. 14 for Ernie Banks ... &Pirates Negro Leagues heritage game

75 JACOB HANNEMANN OF

BATS: LEFT THROWS: LEFT HEIGHT: 6'1" WEIGHT: 205 MLS: 0+27



FULL NAME: Jacob Howard Hannemann
OPENING DAY AGE: 26, turns 27 on April 29
CONTRACT STATUS: Signed thru 2018
SIGNED BY: Steve McFarland
HOW ACQUIRED: Claimed off waivers from Seattle 10/26/17

BORN: 4/29/91 in Kahuku, HI
RESIDES: Orem, UT
FAMILY: Married — Shayli ... Child — Jax
NON-ROSTER INVITEE



FACTS AND INFORMATION

Jacob made his major league debut as a September call-up with the Mariners in 2017 after he was claimed off waivers from the Cubs, September 4 ... originally selected by the Cubs in the third round of the 2013 Draft by Chicago, he returned to the organization when he was claimed off waivers from the Mariners, October 26, 2017.

- Ⓢ Played 11 games for the Mariners in September of 2017, hitting .150 (3-for-20) with one home run and one RBI.
- Ⓢ The outfielder has hit .247 (432-for-1,749) with 98 doubles, 22 triples, 31 homers, 164 RBI and 120 stolen bases in 456 career minor league contests.
- Ⓢ Was added to the Cubs 40-man roster, November 18, 2016 ... outrighted to Triple-A Iowa, November 20, 2017.
- Ⓢ In 2014 between Single-A Kane County and Single-A Daytona, he led the Cubs farm system with 37 stolen bases.
- Ⓢ While at Brigham Young University, was named a Louisville Slugger Freshman All-American, the West Coast Conference Freshman of the Year and led all WCC freshman with a .380 batting average in league play.
- Ⓢ Graduated from Lone Peak High School in Highland, Utah.

CAREER HIGHS

LONGEST HITTING STREAK
2 G — 9/27-30/17

YEAR-BY-YEAR REVIEW

2017

Jacob made his major league debut with the Mariners, appearing in 11 September games, after he was claimed off waivers from the Cubs, September 4 ... hit .150 (3-for-20) with a solo homer, and made seven appearances in center field and two in left field.

- Ⓢ Recorded his first career hit, a pinch-hit infield single off Francis Martes, September 16 at Houston.
- Ⓢ Belted his first career homer, September 30, off the Angels Ricky Nolasco.
- Ⓢ Prior to being claimed off waivers, batted .240 (98-for-409) with 57 runs, 32 doubles, two triples, six homers and 32 RBI in 114 games between Double-A Tennessee and Triple-A Iowa.
- Ⓢ Began the year with Tennessee, in which he hit .180 (22-for-122) with 17 runs, nine doubles, one triple, one home run, six RBI, 14 walks and six stolen bases.
- Ⓢ In 80 games with Iowa, batted .265 (76-for-287) with 40 runs, 23 doubles, a triple, five homers, 26 RBI, 24 walks and 23 steals.

2016

Jacob spent the year at Double-A Tennessee, but his season was cut short due to an injured ligament in his right thumb ... he batted .247 (72-for-291) with 14 doubles, four triples and 10 homers in 74 games ... his 26 steals led the club while his 10 homers ranked second.

- Ⓢ Placed on the disabled list, July 2, with the right thumb injury, ending his season ... reinstated, September 7.
- Ⓢ Hit .447 (13-for-39) with nine RBI with runners in scoring position and two outs.
- Ⓢ Had a 14-game hitting streak, May 22-June 6, in which he batted .333 (20-for-60) with a double, two homers and eight RBI.
- Ⓢ Recorded five multi-hit efforts in a six-game span, June 23-29, going 10-for-23 (.435) in that span.

2015

After a torrid start at Single-A Myrtle Beach, Jacob reached Double-A for the first time in his career ... he led Tennessee with nine triples and 17 steals.

- Ⓢ Combined to bat .244 (121-for-495) with 24 doubles, nine triples, six homers, 45 RBI and 24 steals between the two clubs.
- Ⓢ Hit .328 (20-for-61) with four doubles and four RBI in 16 games for Myrtle Beach before he was promoted to the Smokies, April 28.
- Ⓢ Twice had a season-high four hits, June 13 at Jacksonville and July 24 vs. Chattanooga.

2014

Jacob led the Cubs farm system with 37 stolen bases, and was caught just seven times, in 124 games between Single-A Kane County and Single-A Daytona.

- Ⓢ Enjoyed a 15-game stretch with Kane County in which he batted .407 (24-for-59) with four homers, 14 RBI and a 1.156 OPS from June 19-July 11.
- Ⓢ Promoted to Daytona, July 26, and responded with six hits in a twin bill against St. Lucie that day.
- Ⓢ Played 11 games with the Mesa Solar Sox in the Arizona Fall League, hitting .256 (10-for-39) with a double, two triples and four RBI.

2013

In his first pro season, Jacob combined to hit .268 (19-for-71) with five doubles, two triples, one homer, seven RBI and four stolen bases between Rookie League Mesa and Single-A Boise.

CAREER STATISTICS

| YEAR | TEAM | AVG | G | AB | R | H | 2B | 3B | HR | RBI | SH | SF | HP | BB | SO | SB-CS | E | OBP | SLG |
|----------------------------|----------------|-------------|------------|-------------|------------|------------|-----------|-----------|-----------|------------|-----------|-----------|-----------|------------|------------|---------------|-----------|-------------|-------------|
| 2013 | Boise-A | .290 | 14 | 62 | 8 | 18 | 4 | 2 | 1 | 5 | 0 | 0 | 0 | 2 | 11 | 3-1 | 1 | .313 | .468 |
| | Mesa-R | .111 | 3 | 9 | 1 | 1 | 1 | 0 | 0 | 2 | 1 | 0 | 0 | 1 | 1-0 | 1 | .111 | .222 | |
| 2014 | Kane County-A | .254 | 88 | 342 | 57 | 87 | 14 | 5 | 6 | 39 | 6 | 3 | 4 | 31 | 77 | 32-4 | 6 | .321 | .377 |
| | Daytona-A | .241 | 36 | 145 | 17 | 35 | 9 | 0 | 2 | 12 | 2 | 0 | 1 | 11 | 34 | 5-3 | 0 | .299 | .345 |
| 2015 | Myrtle Beach-A | .328 | 16 | 61 | 12 | 20 | 4 | 0 | 0 | 4 | 1 | 0 | 0 | 6 | 15 | 7-1 | 0 | .388 | .393 |
| | Tennessee-AA | .233 | 112 | 434 | 60 | 101 | 20 | 9 | 6 | 41 | 10 | 4 | 5 | 32 | 113 | 17-1 | 1 | .291 | .362 |
| 2016 | Tennessee-AA | .247 | 74 | 291 | 37 | 72 | 14 | 4 | 10 | 30 | 2 | 0 | 9 | 25 | 55 | 26-8 | 5 | .326 | .426 |
| 2017 | Tennessee-AA | .180 | 34 | 122 | 17 | 22 | 9 | 1 | 1 | 6 | 1 | 0 | 4 | 14 | 44 | 6-3 | 0 | .286 | .295 |
| | Iowa-AAA | .265 | 80 | 287 | 40 | 76 | 23 | 1 | 5 | 26 | 4 | 3 | 24 | 69 | 23-3 | 0 | .324 | .404 | |
| | Seattle | .150 | 11 | 20 | 3 | 3 | 0 | 0 | 1 | 1 | 0 | 0 | 0 | 0 | 4 | 0-1 | 1 | .150 | .300 |
| MINOR LEAGUE TOTALS | | .247 | 456 | 1749 | 249 | 432 | 98 | 22 | 31 | 164 | 27 | 11 | 25 | 145 | 418 | 120-24 | 14 | .312 | .381 |

| 2017/CAREER | PCT | G | PO | A | E | TC | DP |
|--------------------|-------------|---|-----------|----------|----------|-----------|----------|
| Left Field | — | 2 | 0 | 0 | 0 | 0 | 0 |
| Center Field | .941 | 7 | 16 | 0 | 1 | 17 | 0 |
| M.L. TOTALS | .941 | | 16 | 0 | 1 | 17 | 0 |

CAREER TRANSACTIONS

- 2013:** Selected by Cubs in the third round of draft (scout: Steve McFarland)
- 2017:** Claimed off waivers by Seattle 9/4
- 2017:** Claimed off waivers by Cubs 10/26 ... outrighted to Triple-A Iowa 11/20

HOW THE 2018 CUBS WERE BUILT

Entering Spring Training play, the Cubs 2018 40-man roster was comprised of 13 trade acquisitions, 10 free-agent signings, 10 Cubs draft selections, four non-drafted free agents and three waiver claims. Here's a breakdown of the Cubs 40-man roster:

TRADES (13)

| | |
|------------------|--|
| Eddie Butler | From Colorado with international bonus slot number 94 for P James Farris and international bonus slot number 28, February 1, 2017 |
| Victor Caratini | From Atlanta for INF Emilio Bonifacio and P James Russell, July 31, 2014 |
| Carl Edwards Jr. | From Texas with RHP Justin Grimm, IF Mike Olt and a PTBNL (Neil Ramirez waiver claim 8/23/13) for RHP Matt Garza, July 22, 2013 |
| Justin Grimm | From Texas with INF Mike Olt, RHP C.J. Edwards and a PTBNL (Neil Ramirez waiver claim 8/23/13) for RHP Matt Garza, July 22, 2013 |
| Kyle Hendricks | From Texas with INF Christian Villanueva for RHP Ryan Dempster, July 31, 2012 |
| Tommy La Stella | From Atlanta with one international signing bonus slot for P Arody Vizcaino and three international signing bonus slots, November 16, 2014 |
| Alec Mills | From Kansas City for OF Donnie Dewees February 8, 2017 |
| Mike Montgomery | From Seattle with P Jordan Pries for INF Dan Vogelbach & P Paul Blackburn, July 20, 2016 |
| Jose Quintana | From Chicago (A.L.) for OF Eloy Jimenez, P Dylan Cease, INF Matt Rose and INF Bryant Flete July 13, 2017 |
| Anthony Rizzo | From San Diego with RHP Zach Cates for RHP Andrew Cashner and OF Kyung-Min Na, January 6, 2012 |
| Addison Russell | From Oakland with RHP Dan Straily, OF Billy McKinney & cash consideration for RHP Jeff Samardzija & RHP Jason Hammel, July 5, 2014 |
| Pedro Strop | From Baltimore with RHP Jake Arrieta and two international signing bonus slots (slot numbers three and four) for RHP Scott Feldman and C Steve Clevenger, July 2, 2013 |
| Justin Wilson | From Detroit with C Alex Avila for INF Jeimer Candelario, INF Isaac Paredes and a PTBNL or cash July 31, 2017 |

FREE AGENCY (10)

| | |
|----------------|---|
| Dario Alvarez | Signed as a free agent, November 29, 2017 |
| Tyler Chatwood | Signed as a free agent, December 7, 2017 |
| Steve Cishek | Signed as a free agent, December 16, 2017 |
| Yu Darvish | Signed as a free agent, February 13, 2018 |
| Brian Duensing | Signed as a free agent, December 2, 2016 |
| Jon Lester | Signed as a free agent, December 15, 2014 |
| Brandon Morrow | Signed as a free agent, December 12, 2017 |
| Jason Heyward | Signed as a free agent, December 15, 2015 |
| Drew Smyly | Signed as a free agent, December 12, 2017 |
| Ben Zobrist | Signed as a free agent, December 8, 2015 |

FIRST-YEAR PLAYER DRAFT (10)

| Draft | Phase | Round |
|-------|-------|-------|
| 2012 | Reg. | 1st |
| 2011 | Reg. | 1st |
| 2012 | Reg. | 18th |
| 2013 | Reg. | 1st |
| 2015 | Reg. | 1st |
| 2011 | Reg. | 14th |
| 2014 | Reg. | 1st |
| 2012 | Reg. | 2nd |
| 2014 | Reg. | 3rd |
| 2013 | Reg. | 2nd |

NON-DRAFTED FREE AGENT (4)

| | |
|-------------------|-------------------------|
| Adbert Alzola | Signed December 6, 2012 |
| Willson Contreras | Signed December 7, 2009 |
| Oscar De La Cruz | Signed October 1, 2012 |
| Jen-Ho Tseng | Signed July 25, 2013 |

WAIVER CLAIM (3)

| | |
|---------------|---|
| Luke Farrell | Claimed from Cincinnati October 4, 2017 |
| Cory Mazzoni | Claimed from San Diego November 6, 2017 |
| Randy Rosario | Claimed from Minnesota November 3, 2017 |

8 IAN HAPP INF

BATS: SWITCH THROWS: RIGHT HEIGHT: 6'0" WEIGHT: 205 MLS: 0+142



FULL NAME: Ian Edward Happ
OPENING DAY AGE: 23, turns 24 on August 12
CONTRACT STATUS: Signed thru 2018
SIGNED BY: Daniel Carte
HOW ACQUIRED: Selected in first round (ninth overall) of 2015 draft

BORN: 8/12/94 in Pittsburgh, PA
RESIDES: Austin, TX
FAMILY: Single



FACTS AND INFORMATION

Ian, the Cubs' first round selection in the 2015 draft, made his major league debut in 2017 ... hit 24 homers in his debut campaign, the second-most homers ever by a switch-hitting N.L. rookie (Pittsburgh's Josh Bell, 26 in 2017).

- Ⓢ Became the fastest player in Cubs history to reach 20 homers, doing so just 89-career games.
- Ⓢ Batted .275 (232-for-843) with 53 doubles, seven triples, 33 homers and 131 RBI in 227 minor league games.
- Ⓢ Rated as the Cubs second-best prospect entering the 2017 season by *Baseball America* ... was third-best entering 2016.
- Ⓢ Ranked as the 28th-best prospect in baseball according to MLB.com's Top 100 entering the 2017 season.
- Ⓢ Attended the University of Cincinnati where in 2015 he was named a First-Team All-American by ABCA and D1Baseball.com, a Golden Spikes Award semifinalist and the American Athletic Conference Player of the Year ... was a first-team Academic All-American as well.
- Ⓢ Was a two-time Cape Cod League All-Star with Harwich (2013-14).
- Ⓢ Graduated from Mt. Lebanon High School in Pittsburgh, Pennsylvania ... batted .449 in four seasons with 33 doubles, 12 homers and 65 RBI.

YEAR-BY-YEAR REVIEW

2017

Ian made his major league debut in May and went on to hit 24 homers, the third-most by a rookie in Cubs franchise history and second-most ever by a switch-hitting rookie in the N.L. ... was the second-most by a Cubs player in his first major league season.

- Ⓢ Became the fastest player in franchise history to hit 20 homers, doing so in 89 games ... surpassed Kyle Schwarber's 97 games to reach 20 homers.
- Ⓢ Hit 13 homers prior to the All-Star Break, the second-most in club history by a rookie (Geovany Soto, 16 in 2008).
- Ⓢ Despite spending the first month of the season at Triple-A, set franchise rookie records for a switch-hitter in homers (24), extra-base hits (44), slugging percentage (.514) and OPS (.842).
- Ⓢ Ranked among the top five National League rookies in runs (62, 3rd), RBI (68, 3rd), stolen bases (8, t-3rd), homers (24, 5th) and walks (39, 4th).
- Ⓢ Tied for third on the team with 30 two-out RBI ... his 30 two-out RBI were tied for the second-most among N.L. rookies ... his 14 go-ahead RBI were tied for fourth on the Cubs.
- Ⓢ Started games at five positions: center field (41), second base (28), left field (11), right field (8), and third base (1) ... was the first Cubs player (and rookie) to start at five different spots on the diamond since Kris Bryant did so in 2015 ... he is just the 10th Cubs player to start at five defensive positions in a single season since at least 1910 ... thanks Ed Hartig.
- Ⓢ Batted .276 (29-for-105) with five homers as a right-handed batter and .243 (63-for-259) with 19 homers as a left-handed batter.
- Ⓢ Made his major league debut, May 13 at St. Louis, and hit a homer in the seventh inning for his first major league hit ... became the first Cubs player to homer in his first major league game since Jorge Soler, August 27, 2014 and the first to homer as their first hit since Willson Contreras, June 19, 2016.
- Ⓢ Homered in his first-career game at Wrigley Field, May 16 vs. Cincinnati ... became the first Cub to homer in his first MLB home game and first MLB road game since Carmelo Martinez in 1983 ... credit to NBC Sports Chicago's Chris Kamka.
- Ⓢ Hit his first-career grand slam, June 13 at the Mets ... at 22 years, 305 days old, he became the youngest switch-hitter in franchise history with a grand slam, besting Larry Corcoran's inside-the-park grand slam, June 20, 1882 at 22 years, 314 days old.
- Ⓢ Led the Cubs with eight homers in June, the second-most homers by a Cubs rookie in June in franchise history (Mandy Brooks, nine, June of 1925).
- Ⓢ Notched three multi-homer games: June 4 vs. St. Louis, July 2 at Cincinnati and August 17 vs. Cincinnati ... joined Kyle Schwarber as the only Cubs players with three multi-homer games within their first 78-career games played.
- Ⓢ Hit his first-career pinch-hit homer, August 13 at Arizona.
- Ⓢ Clubbed a two-out, three-run go-ahead homer in the eighth inning in the Cubs' 5-4 victory over Cincinnati, September 29.
- Ⓢ Had four games with four RBI, one of just three Cubs players to accomplish the feat (also Anthony Rizzo, 6, and Kyle Schwarber, 4).
- Ⓢ Batted .367 (22-for-60) with four homers and 13 RBI in a 15-game span, June 20-July 5 ... had two seven-game hitting streaks within that span, which marked his season-long hitting streaks.
- Ⓢ Was promoted from Iowa after batting .298 (31-for-104) with six doubles, nine homers, 25 RBI, 21 runs scored and a .977 OPS in 26 games.
- Ⓢ Went 1-for-7 with a walk in five postseason games with the Cubs.

2016

In his first full season, Ian batted .279 (136-for-488) with 30 doubles, 15 homers and 73 RBI in 134 games between Single-A Myrtle Beach and Double-A Tennessee ... was named a Carolina League mid-season All-Star with Myrtle Beach, twice earning Player of the Week honors.

- Ⓢ Named the Cubs Minor League Player of the Month for June after batting .422 with nine doubles, four homers, 21 RBI and 16 walks.
- Ⓢ Began the season with Myrtle Beach and batted .296 (71-for-240) in 69 games ... collected 16 doubles, three triples, seven homers and 42 RBI while stealing 10 bases ... was promoted to Tennessee, June 23.
- Ⓢ Recorded 11 hits in his first four games with the Smokies, including three three-hit games ... finished with a .262 average (65-for-248), 14 doubles and eight homers in 65 games with Tennessee.
- Ⓢ Collected two multi-homer games: April 18 with Myrtle Beach at Winston-Salem and September 2 with Tennessee at Montgomery.

CAREER HIGHS

MOST HITS

4 – 6/22/17 @ MIA

MOST RBI

4 (4x) – last, 8/30/17 vs. PIT

MOST RUNS

2 (12x) – last, 9/29/17 vs. CIN

MOST WALKS

2 (4x) – last, 9/30/17 vs. CIN

MOST STOLEN BASES

2 – 7/25/17 vs. CWS

MOST DOUBLES

2 (2x) – last, 9/7/17 @ PIT

TWO-HOMER GAMES

3 – last, 8/17/17 vs. CIN

GRAND SLAMS

1 – 6/13/17 @ NYM

PINCH-HIT HOMERS

1 – 8/13/17 @ ARI

LONGEST HITTING STREAK

7 G (2x) – last, 6/28-7/5/17

2015

After being drafted in the first round of the June draft, Ian batted .259 (65-for-251) in his first pro action ... began his career with Single-A Eugene, appearing in 29 games before being promoted to Single-A South Bend where he finished the campaign.

- Ⓒ Batted .283 (30-for-106) with eight doubles and four homers in 29 games with the Emeralds ... after being promoted to South Bend, he batted .241 (35-for-145) in 38 games in the Midwest League.
- Ⓒ Hit his first professional home run, June 20, with Eugene at Everett ... also homered the next day.
- Ⓒ With South Bend, he batted .257 (29-for-113) against righties and .188 (6-for-32) against lefties.

CAREER STATISTICS

| YEAR | TEAM | AVG | G | AB | R | H | 2B | 3B | HR | RBI | SH | SF | HP | BB | SO | SB-CS | E | OBP | SLG |
|----------------------------|----------------|-------------|------------|------------|------------|------------|-----------|----------|-----------|------------|----------|-----------|----------|------------|------------|-------------|-----------|-------------|-------------|
| 2015 | Eugene-A | .283 | 29 | 106 | 26 | 30 | 8 | 1 | 4 | 11 | 0 | 1 | 0 | 23 | 28 | 9-0 | 0 | .408 | .491 |
| | South Bend-A | .241 | 38 | 145 | 24 | 35 | 9 | 3 | 5 | 22 | 0 | 3 | 0 | 17 | 39 | 1-1 | 1 | .315 | .448 |
| 2016 | Myrtle Beach-A | .296 | 69 | 240 | 37 | 71 | 16 | 3 | 7 | 42 | 0 | 4 | 1 | 48 | 69 | 10-3 | 7 | .410 | .475 |
| | Tennessee-AA | .262 | 65 | 248 | 35 | 65 | 14 | 0 | 8 | 31 | 0 | 4 | 2 | 20 | 60 | 6-2 | 10 | .318 | .415 |
| 2017 | Iowa-AAA | .298 | 26 | 104 | 21 | 31 | 6 | 0 | 9 | 25 | 0 | 1 | 0 | 11 | 27 | 2-1 | 5 | .362 | .615 |
| | CUBS | .253 | 115 | 364 | 62 | 92 | 17 | 3 | 24 | 68 | 2 | 4 | 4 | 39 | 129 | 8-4 | 4 | .328 | .514 |
| MINOR LEAGUE TOTALS | | .275 | 227 | 843 | 143 | 232 | 53 | 7 | 33 | 131 | 0 | 13 | 3 | 119 | 223 | 28-7 | 23 | .362 | .472 |

| 2017/CAREER | PCT | G | PO | A | E | TC | DP |
|--------------------|-------------|------------|------------|-----------|----------|------------|-----------|
| Second Base | .983 | 44 | 39 | 79 | 2 | 120 | 13 |
| Third Base | 1.000 | 4 | 3 | 5 | 0 | 8 | 2 |
| Left Field | 1.000 | 29 | 14 | 1 | 0 | 15 | 0 |
| Center Field | .976 | 54 | 77 | 3 | 2 | 82 | 0 |
| Right Field | 1.000 | 14 | 9 | 0 | 0 | 9 | 0 |
| M.L. TOTALS | .983 | 108 | 142 | 88 | 4 | 234 | 15 |

DIVISION SERIES STATISTICS

| YEAR | TEAM/OPP | AVG | G | AB | R | H | 2B | 3B | HR | RBI | SH | SF | HP | BB | SO | SB-CS | E | OBP | SLG |
|------|-------------|------|---|----|---|---|----|----|----|-----|----|----|----|----|----|-------|---|------|------|
| 2017 | CHI vs. WSH | .000 | 2 | 3 | 0 | 0 | 0 | 0 | 0 | 0 | 0 | 0 | 0 | 1 | 2 | 0-0 | 0 | .250 | .000 |

LEAGUE CHAMPIONSHIP SERIES STATISTICS

| YEAR | TEAM/OPP | AVG | G | AB | R | H | 2B | 3B | HR | RBI | SH | SF | HP | BB | SO | SB-CS | E | OBP | SLG |
|------|-------------|------|---|----|---|---|----|----|----|-----|----|----|----|----|----|-------|---|------|------|
| 2017 | CHI vs. LAD | .250 | 3 | 4 | 0 | 1 | 0 | 0 | 0 | 0 | 0 | 0 | 0 | 0 | 3 | 0-0 | 1 | .250 | .250 |

CAREER TRANSACTIONS

2015: Selected by Cubs in first round (ninth overall) of draft (scout: Daniel Carte)

FARM PRODUCE

13 members of the Cubs spring-opening 40-man major league roster were originally signed by the Cubs organization: pitchers Adbert Alzolay, Oscar De La Cruz, Dillon Maples, Jen-Ho Tseng, Duane Underwood Jr. and Rob Zastryzny; catcher Willson Contreras; infielders Javier Baez, Kris Bryant and Ian Happ; and outfielders Albert Almora Jr., Kyle Schwarber and Mark Zagunis.

82 THOMAS HATCH RHP

BATS: RIGHT THROWS: RIGHT HEIGHT: 6'1" WEIGHT: 200 MLS: 0



FULL NAME: John Thomas Hatch
 OPENING DAY AGE: 23
 CONTRACT STATUS: Signed thru 2018
 SIGNED BY: Ty Nichols
 HOW ACQUIRED: Selected in third round of 2016 draft

BORN: 9/29/94 in Tulsa, OK
 RESIDES: Tulsa, OK
 NON-ROSTER INVITEE



FACTS AND INFORMATION

Thomas is an invite to major league Spring Training in his second professional season since he was selected by Chicago in the third round of the 2016 Draft out of Oklahoma State University.

- © As a redshirt sophomore at Oklahoma State in 2016, was named the Big 12 Conference Pitcher of the Year, a First Team All-American by *D1Baseball.com* and a Third Team All-American by *Baseball America*, leading the school to the College World Series ... missed the 2015 season due to an arm injury.
- © A 2012 and 2013 Under Armour All-American, was ranked as the top prospect in Oklahoma by ESPN.
- © Drafted by the Rockies in the 32nd round of the 2013 Draft, but did not sign.
- © Graduated from Jenks (Okla.) High School.

YEAR-BY-YEAR REVIEW

2017

In his first pro season, made 26 starts for Single-A Myrtle Beach ... named Cubs Minor League Pitcher of the Month for June, going 3-2 with a 0.98 ERA (3 ER/27.2 IP) in five starts.

- © All told, went 5-11 with a 4.04 ERA (56 ER/124.2 IP) in his 26 outings ... allowed just two homers in 477 opponent at-bats, walked 50 and struck out 126 hitters.
- © Walked three or fewer in 24 of his 26 starts including each of his last 18 outings from May 22 through season's end.
- © Pitched to a 1.26 ERA (6 ER/43.0 IP) in eight starts from May 22-July 3 ... held opponents to a .230 average and a .290 on-base percentage.
- © Struck out a season-high 13 batters in 5.1 innings, May 28 at Carolina.

CAREER STATISTICS

| YEAR | TEAM | W-L | ERA | G | GS | CG | SHO | SV | IP | H | R | ER | HR | HB | BB | SO | WP | BK |
|------|----------------|------|------|----|----|----|-----|----|-------|-----|----|----|----|----|----|-----|----|----|
| 2017 | Myrtle Beach-A | 5-11 | 4.04 | 26 | 26 | 0 | 0 | 0 | 124.2 | 126 | 74 | 56 | 2 | 8 | 50 | 126 | 13 | 0 |

CAREER TRANSACTIONS

2016: Selected in third round of draft (scout: Ty Nichols)

PINCHED BY A PITCHER

On August 11, 2001, San Francisco's Livan Hernandez was the last pitcher to have a four-hit game against the Cubs — going 4-for-4 with a solo homer and three RBI.

On August 8, 2000, Los Angeles pitcher Darren Dreifort hit a pair of homers in a 7-5 victory over the Cubs at Dodger Stadium. Dreifort was just the fourth pitcher to record a multi-homer game against the Cubs, joining Cincinnati's Frank Foreman (July 4, 1895), the Boston Braves' Jim Tobin — who hit three homers (May 13, 1942) — and the New York Mets' Walt Terrell (August 6, 1983).

28 KYLE HENDRICKS RHP

BATS: RIGHT THROWS: RIGHT HEIGHT: 6'3" WEIGHT: 190 MLS: 3+81



FULL NAME: Kyle Christian Hendricks
OPENING DAY AGE: 28
CONTRACT STATUS: Signed thru 2018
SIGNED BY: Jay Heafner (Texas)
HOW ACQUIRED: From Texas with INF Christian Villanueva 7/31/12 for P Ryan Dempster

BORN: 12/7/89 in Newport Beach, CA
RESIDES: San Juan Capistrano, CA
FAMILY: Married — Emma



FACTS AND INFORMATION

Kyle has gone 38-22 with a 2.94 ERA (193 ER/590.0 IP) in 100 games (99 starts) for the Cubs since making his big league debut in 2014 ... has also made 10 postseason starts, going 2-2 with a 2.88 ERA (16 ER/50.0 IP).

- Ⓢ Finished third in the N.L. Cy Young vote in 2016 after leading the majors with a 2.13 ERA and setting career marks in victories (16), innings pitched (190.0) and strikeouts (170).
- Ⓢ His career ERA of 2.94 ranks second among all active pitchers with at least 75 starts, trailing only Clayton Kershaw (2.36) ... ranks ahead of Jacob deGrom (2.98), Chris Sale (2.98) and Madison Bumgarner (3.01).
- Ⓢ Has allowed eight or fewer hits in 73-straight starts, the longest streak in club history ... walked three or fewer in each of his first 56 career starts, the longest stretch by a Cubs starter to begin his career since at least 1914.
- Ⓢ Allowed four or fewer runs in 48-straight starts from August 21, 2015-May 24, 2017, the second-longest streak in the majors since 1913, trailing only Baltimore's Tom Phoebus (49 games, June 15, 1967-August 16, 1968).
- Ⓢ Has made 10 postseason starts, the most in franchise history ... six of those starts have been at Wrigley Field ... no other pitcher has made more than three postseason starts at Wrigley Field.
- Ⓢ His 32 starts in 2015 made him the first Cub, 25 or younger, to reach that mark since Carlos Zambrano started 33 games in 2006 during his age 25 campaign.
- Ⓢ Was acquired from Texas, July 31, 2012, with infielder Christian Villanueva, for pitcher Ryan Dempster.
- Ⓢ The Cubs 2013 Minor League Pitcher of the Year, he was selected by the Rangers in the eighth round of the 2011 June Draft.
- Ⓢ Named a 2014 Pacific Coast League mid-season All-Star and was the National League Rookie of the Month in August (4-0, 1.69 ERA).
- Ⓢ Earned the Cubs organization's Minor League Pitcher of the Year award in 2013, splitting the campaign with Double-A Tennessee and Triple-A Iowa.
 - Earned Southern League mid-season and post-season All-Star honors with Tennessee in 2013 ... named a starter for the North Division in the Southern League All-Star Game.
- Ⓢ Tabbed by *Baseball America* as having the "best changeup and best control" among Cubs minor league pitchers heading into the 2014 season ... also named the Cubs pitcher with "best control" heading into the 2013 season.
- Ⓢ Earned Carolina League mid-season All-Star honors with Single-A Myrtle Beach in 2012.
- Ⓢ Originally selected in the 39th round of the 2008 draft by the Angels, but elected to attend Dartmouth College in Hanover, N.H. ... earned his degree in economics in the fall of 2013.
 - Earned first team All-Ivy League honors, tying for the Ivy League lead in victories (5), ranking second in strikeouts (70) and posting the third-lowest ERA (2.47) as a junior in 2011.
 - Garnered All-Ivy Honorable Mention during his sophomore campaign in 2010, finishing second in the conference with 54 strikeouts.
- Ⓢ Participated in the second-annual Cubs Rookie Development Program in January of 2014.
- Ⓢ Graduated from Capistrano Valley (Calif.) High School in 2008.

CAREER AWARDS

N.L. PITCHER OF THE MONTH
August, 2016
N.L. PLAYER OF THE WEEK
August 1-7, 2016
N.L. ROOKIE OF THE MONTH
August, 2014

CAREER HIGHS

MOST STRIKEOUTS
12 (2x) — last, 8/13/16 vs. STL
COMPLETE GAMES
3 — last, 8/1/16 vs. MIA
SHUTOUTS
2 — last, 8/1/16 vs. MIA
MOST HITS ALLOWED
11 — 6/19/15 @ MIN
MOST RUNS ALLOWED
7 — 6/19/15 @ MIN
MOST WALKS ALLOWED
4 (4x) — last, 8/15/17 vs. CIN
LONGEST WINNING STREAK
6 G — 8/1-9/12/16
LONGEST LOSING STREAK
2 G (5x) — last, 5/29-8/4/17
CONSECUTIVE SCORELESS IP
22.1 IP — 6/24-7/10/15

MAJOR LEAGUE REVIEW

2017

Kyle went 7-5 with a 3.03 ERA (47 ER/139.2 IP) in 24 starts ... led all Cubs starting pitchers with the 3.03 ERA ... posted a 2.62 ERA (36 ER/123.2 IP) in his final 21 starts beginning April 25, the fourth-best mark in the N.L. among pitchers with at least 10 starts in that span.

- Ⓢ Went 3-2 with a 2.19 ERA (19 ER/78.0 IP) in 13 starts beginning July 24 following a D.L. stint for right hand tendinitis ... his 2.19 ERA starting July 24 was the best in the N.L. during that span.
- Ⓢ Had gone 4-3 with a 4.09 ERA (28 ER/61.2 IP) in 11 starts before being placed on the D.L. June 8 (retro to June 5) ... allowed one run in two starts (8.1 IP) in a rehab stint with Double-A Tennessee.
- Ⓢ He allowed one or zero earned runs in eight of his final 13 starts.
- Ⓢ Limited opponents to a .242 batting average, a .298 on-base percentage and a .372 slugging percentage.
- Ⓢ The opposition had just a .203 average and a .247 OBP when leading off an inning ... moreover, the opposition hit just .154 (14-for-91) with runners in scoring position.
- Ⓢ Recorded eight-straight quality starts from August 15-September 23, the longest stretch by a Cubs pitcher in 2017 ... was snapped in his final start September 28 at St. Louis when he was removed after 5.0-scoreless innings ... overall went 3-1 with a 2.05 ERA (13 ER/57.0 IP) in his final nine starts.
- Ⓢ Allowed six or fewer hits in 22 of his 24 starts ... limited opponents to a .242 average (126-for-521), including nearly identical marks by lefties (.241/58-for-241) and righties (.243/68-for-280) ... opponents batted just .154 (14-for-91) with runners in scoring position.
- Ⓢ Tossed a season-high 7.2 innings, September 16 vs. St. Louis ... allowed no runs through 7.0 innings before allowing a solo homer with two outs in the eighth ... earned the win in the Cubs' 4-1 triumph.
- Ⓢ Earned the win August 26 at Philadelphia, allowing two runs in 7.0 innings in the Cubs 17-2 victory ... he also recorded two hits and two RBI in the club's seven-run seventh inning, becoming the first Cubs pitcher with two hits in an inning since Carlos Zambrano, July 20, 2003 at the Marlins.
- Ⓢ Threw fewer than 100 pitches in 18 of his 24 starts ... tossed a season-high 112 pitches, September 23 at Milwaukee.
- Ⓢ Tossed 7.0-scoreless innings in Game One of the NLDS at Washington, earning the win in the Cubs' 3-0 victory ... allowed just two hits, walked three and struck out six.
- Ⓢ Finished the postseason with a 1-1 record and a 3.94 ERA (7 ER/16.0 IP) in three starts.

2016

Kyle led the majors with a 2.13 ERA and finished third in N.L. Cy Young voting ... became the first Cub to lead the majors in ERA in 78 years since Bill Lee's 2.66 ERA paced MLB in 1938 ... went 16-8 with a 2.13 ERA (45 ER/190.0 IP) with two complete games and one shutout ... set career marks for wins, innings pitched and strikeouts (170).

- Ⓒ Ranked among major league leaders in ERA (1st, 2.13), opponent OPS (1st, .581), WHIP (2nd, 0.98), opponent OBP (2nd, .262), opponent slugging (2nd, .319), hits per nine innings (3rd, 6.73) and opponent average (5th, .207).
- Ⓒ Went 9-2 with a 1.32 ERA (14 ER/95.1 IP) in 15 games (14 starts) at Wrigley Field ... marked the lowest home ERA for any pitcher in baseball.
 - ♦ His 1.32 ERA at Wrigley Field is the second-best single-season mark in franchise history (min. 10 GS) ... Grover Cleveland "Pete" Alexander posted a 1.11 ERA (25 ER/202.0 IP) at Wrigley Field in 1920.
 - ♦ Strung together 28.1-consecutive scoreless innings at Wrigley Field spanning five outings from July 7-August 13 ... was the second-longest such stretch by a Cubs pitcher in the last 30 years (Jake Arrieta, 52.2 IP, 2015-16) ... thanks to Elias.
 - ♦ Was the first Cub with a nine-game winning streak at Wrigley Field since Ryan Dempster in 2008.
- Ⓒ Allowed three or fewer earned runs in 22-straight starts from May 22-September 26, the longest stretch of his career and the best such streak in the majors ... pitched to a 1.58 ERA (25 ER/142.0 IP) in those 22 starts.
- Ⓒ Allowed just 44 walks in 190.0 innings (2.1 walks per 9.0 IP) while his 170 punchouts translated to 8.1 strikeouts per 9.0 innings.
- Ⓒ According to Fangraphs, 25.1 percent of his batted balls were hit softly, which ranked tops in the majors.
- Ⓒ Tossed two complete games: May 28 vs. Philadelphia (5 H, 1 R) and August 1 vs. Miami (7 H, 0 R).
 - ♦ Tossed a career-high 123 pitches in his complete game shutout, August 1 ... after that, threw no more than 100 pitches in any outing.
- Ⓒ Fanned a career-high 12 batters and walked none, June 19 vs. Pittsburgh, picking up a 10-5 victory ... became the first Cubs pitcher with 12 strikeouts and no walks in a game since Matt Garza, April 3, 2011 vs. Pittsburgh.
 - ♦ Turned the 12-strikeout, no walks trick again, August 13 vs. St. Louis.
- Ⓒ Made his first career relief appearance, July 7 vs. Atlanta, in advance of the All-Star break ... spun 2.0 shutout innings.
- Ⓒ Won a career-high six-straight games, August 1-September 12.
- Ⓒ Was named N.L. Pitcher of the Month for August 2016 after going 4-0 with a N.L. best 1.28 ERA (6 ER/42.1 IP) in six August starts ... limited opponents to a .179 average and a .221 on-base percentage.
- Ⓒ Went 1-1 with a 1.42 ERA (4 ER/25.1 IP) in five playoff starts, tied for the most in one postseason in Cubs history (also, Jon Lester in 2016) ... his 1.42 ERA was the lowest among any pitcher who started more than one game in the playoffs and the lowest since Madison Bumgarner's 1.03 mark in 2014 ... picked off three base-runners, joining only two other starters (Fernando Valenzuela in 1981 and Andy Pettitte in 2000) to do so in one postseason.
- Ⓒ Collected a two-RBI single in Game Two of the NLDS vs. San Francisco, becoming the first pitcher with two or more RBI in a postseason game since Philadelphia's Brett Myers in Game Two of the 2008 NLCS.
- Ⓒ Earned the win in the decisive Game Six of the NLCS vs. the Dodgers, allowing just two hits and no walks in 7.1-scoreless innings.
- Ⓒ Tossed 4.1 scoreless frames in Game Three of the World Series while striking out six.
- Ⓒ Started another decisive contest, Game Seven of the World Series ... allowed only two runs (one earned) on four hits over 4.2 innings en route to the Cubs first championship in 108 years.

2015

In his first full major league season, Kyle was 8-7 with a complete game shutout and a 3.95 ERA (79 ER/180.0 IP) in 32 starts for Chicago ... recorded a career-high 22.1-scoreless innings streak, June 24-July 10, the longest by a Cub since Ryan Dempster's 33.0-inning run, June-July of 2012 ... closed out the campaign with 12.0 scoreless frames in his last two starts.

- Ⓒ Seven times he left a start with the lead, but was eventually tagged with a no decision.
- Ⓒ Had 17 no-decisions, the most in baseball and the most in a season in Cubs history, surpassing Dennis Lamp's 16 no-decisions in 1980.
- Ⓒ Walked one or zero batters in eight-straight starts from June 7-July 17, the longest stretch by a Cub since Jon Lieber in 2002 (12 starts).
- Ⓒ Twice struck out a career-best nine batters: July 22 (gm. 1) in Cincinnati and September 28 vs. the Royals.
- Ⓒ Spun his first career complete game shutout, May 21 in San Diego ... allowed five hits, walked none and struck out seven in the 3-0 win.
 - ♦ Was the first Cubs pitcher to throw a complete game shutout without allowing a walk since Jason Marquis, May 9, 2007 vs. Pittsburgh ... just the sixth time a Cubs hurler accomplished the feat since 1999.
- Ⓒ Finished July with a 1-1 record and a 2.90 ERA (10 ER/31.0 IP) in five starts.
- Ⓒ Made two starts in the postseason: NLDS Game Two at St. Louis (4.2 IP, 3 ER) and NLCS Game Three vs. the Mets (4.0 IP, 2 ER).
 - ♦ Delivered a run-scoring sacrifice bunt in the second inning of NLDS Game Two at the Cardinals.

2014

Kyle made his major league debut with Chicago in July and went on to post a 7-2 record and a 2.46 ERA (22 ER/80.1 IP) in 13 starts ... earned N.L. Rookie of the Month honors for August, going 4-0 with a 1.69 ERA (7 ER/37.1 IP) in six outings.

- Ⓒ Finished tied for seventh in N.L. Rookie of the Year voting.
- Ⓒ His 2.18 ERA (18 ER/74.1 IP) following the All-Star break ranked third-lowest among N.L. rookies.
- Ⓒ His seven victories marked the most by a Cubs rookie since Randy Wells had 12 in 2009.
- Ⓒ With seven wins in his first 12 career starts, became the first Cub to accomplish that feat since Geremi Gonzalez went 7-4 in his first 12 career starts in 1997.
- Ⓒ Recorded eight quality starts, including six-straight from July 22-August 18 ... became the first Cubs rookie to record six-straight quality efforts since Kerry Wood had two streaks of seven-straight quality starts in 1998.
- Ⓒ Was 5-0 with a 1.88 ERA (9 ER/43.0 IP) in seven starts, August 1-September 3 ... the five-game winning streak was a team season high.
- Ⓒ Made his major league debut, July 10 in Cincinnati ... allowed four runs in 6.0 innings, including just one in his final 5.0 innings ... did not garner a decision in Chicago's 6-4, 12-inning win.
- Ⓒ Earned his first major league victory in his second start, July 22 vs. the Padres ... spun 7.0 shutout frames in Chicago's 6-0 win.

MINOR LEAGUE REVIEW

- Ⓒ In **2014**, he began the season with Triple-A Iowa and was named a mid-season Pacific Coast League All-Star ... he went 10-5 with a 3.59 ERA (41 ER/102.2 IP) in 17 starts with the club.
- Ⓒ In **2013**, his first full season in the Cubs organization, he earned the club's Minor League Pitcher of the Year award ... went a combined 13-4 with a 2.00 ERA (37 ER/166.1 IP) in 27 starts between Tennessee and Iowa ... led the Cubs system in wins and ERA ... earned Southern League mid-season and post-season All-Star honors as he claimed the Southern League ERA title ... also earned Cubs Minor League Pitcher of the Month for May.
- Ⓒ In **2012**, he began the season in the Rangers system before being traded to Chicago, July 31, with INF Christian Villanueva for P Ryan Dempster ... posted a 2.99 ERA in 25 games between Single-A Myrtle Beach (Rangers) and Single-A Daytona (Cubs) ... named a Carolina League mid-season All-Star.
- Ⓒ In **2011**, he split his first professional season between Single-A Spokane and Double-A Frisco in Texas' minor league system, going 2-2 with a 2.02 ERA (8 ER/35.2 IP) and 38 strikeouts in 21 games (one start) ... spent bulk of campaign with Spokane.

CAREER STATISTICS

| YEAR | TEAM | W-L | ERA | G | GS | CG | SHO | SV | IP | H | R | ER | HR | HB | BB | SO | WP | BK |
|----------------------------|----------------|--------------|--------------|------------|-----------|----------|----------|----------|--------------|------------|------------|------------|-----------|-----------|------------|------------|----------|----------|
| 2011 | Spokane-A | 2-2 | 1.93 | 20 | 0 | 0 | 0 | 3 | 32.2 | 20 | 7 | 7 | 0 | 0 | 4 | 36 | 2 | 0 |
| | Frisco-AA | 0-0 | 3.00 | 1 | 1 | 0 | 0 | 0 | 3.0 | 4 | 1 | 1 | 0 | 0 | 2 | 2 | 0 | 0 |
| 2012 | Myrtle Beach-A | 5-8 | 2.82 | 20 | 20 | 2 | 0 | 0 | 130.2 | 123 | 49 | 41 | 8 | 6 | 15 | 112 | 4 | 1 |
| | Daytona-A | 1-0 | 4.24 | 5 | 4 | 0 | 0 | 0 | 17.0 | 17 | 8 | 8 | 3 | 1 | 3 | 11 | 0 | 0 |
| 2013 | Tennessee-AA | 10-3 | *1.85 | 21 | 21 | 1 | 1 | 0 | 126.1 | 107 | 34 | 26 | 3 | 5 | 26 | 101 | 1 | 0 |
| | Iowa-AAA | 3-1 | 2.48 | 6 | 6 | 0 | 0 | 0 | 40.0 | 35 | 12 | 11 | 2 | 1 | 8 | 27 | 1 | 0 |
| 2014 | Iowa-AAA | 10-5 | 3.59 | 17 | 17 | 0 | 0 | 0 | 102.2 | 98 | 46 | 41 | 5 | 2 | 23 | 97 | 1 | 0 |
| | CUBS | 7-2 | 2.46 | 13 | 13 | 0 | 0 | 0 | 80.1 | 72 | 24 | 22 | 4 | 4 | 15 | 47 | 0 | 0 |
| 2015 | CUBS | 8-7 | 3.95 | 32 | 32 | 1 | 1 | 0 | 180.0 | 166 | 82 | 79 | 17 | 8 | 43 | 167 | 3 | 1 |
| 2016 | CUBS | 16-8 | +2.13 | 31 | 30 | 2 | 1 | 0 | 190.0 | 142 | 53 | 45 | 15 | 8 | 44 | 170 | 5 | 0 |
| 2017 | CUBS | 7-5 | 3.03 | 24 | 24 | 0 | 0 | 0 | 139.2 | 126 | 49 | 47 | 17 | 2 | 40 | 123 | 0 | 0 |
| | Tennessee-AA# | 0-0 | 1.08 | 2 | 2 | 0 | 0 | 0 | 8.1 | 2 | 1 | 1 | 0 | 0 | 1 | 5 | 0 | 0 |
| MAJOR LEAGUE TOTALS | | 38-22 | 2.94 | 100 | 99 | 3 | 2 | 0 | 590.0 | 506 | 208 | 193 | 53 | 22 | 142 | 507 | 8 | 1 |
| MINOR LEAGUE TOTALS | | 31-19 | 2.66 | 92 | 71 | 3 | 1 | 3 | 460.2 | 406 | 158 | 136 | 21 | 15 | 82 | 391 | 9 | 1 |

+Led MLB ... *Led League ... #Rehab Assignment

LAST MAJOR LEAGUE COMPLETE GAME AND SHUTOUT: 8/1/16 vs. Miami (W, 5-0)

| YEAR | AVG | AB | R | H | 2B | 3B | HR | RBI | SH | SF | HP | BB | SO | SB | CS | PCT | G | PO | A | E | TC | DP |
|--------------------|-------------|------------|----------|-----------|----------|----------|----------|----------|-----------|----------|----------|----------|-----------|----------|----------|-------------|------------|-----------|------------|----------|------------|-----------|
| 2017 | .100 | 50 | 3 | 5 | 1 | 0 | 0 | 5 | 1 | 0 | 0 | 0 | 28 | 0 | 0 | .979 | 24 | 17 | 29 | 1 | 47 | 3 |
| M.L. TOTALS | .099 | 192 | 7 | 19 | 2 | 0 | 0 | 9 | 15 | 0 | 1 | 5 | 92 | 0 | 0 | .994 | 100 | 54 | 104 | 1 | 159 | 10 |

LAST HIT: 8/26/17 @ Philadelphia (double off Jesen Therrien) ... number of at-bats since then — 15

MOST HITS: 2 (4x) — last, 8/26/17 @ Philadelphia ... **MOST RBI:** 2 — 8/26/17 @ Philadelphia

DIVISION SERIES STATISTICS

| YEAR | TEAM/OPP | W-L | ERA | G | GS | CG | SHO | SV | IP | H | R | ER | HR | HB | BB | SO | WP | BK |
|-------------------------------|-------------|------------|-------------|----------|----------|----------|----------|----------|-------------|-----------|----------|----------|----------|----------|----------|-----------|----------|----------|
| 2015 | CHI vs. STL | 0-0 | 5.79 | 1 | 1 | 0 | 0 | 0 | 4.2 | 4 | 3 | 3 | 3 | 0 | 0 | 7 | 0 | 0 |
| 2016 | CHI vs. SF | 0-0 | 4.91 | 1 | 1 | 0 | 0 | 0 | 3.2 | 4 | 2 | 2 | 0 | 0 | 0 | 0 | 0 | 0 |
| 2017 | CHI vs. WSH | 1-0 | 3.27 | 2 | 2 | 0 | 0 | 0 | 11.0 | 11 | 4 | 4 | 2 | 1 | 4 | 13 | 0 | 0 |
| DIVISION SERIES TOTALS | | 1-0 | 4.19 | 4 | 4 | 0 | 0 | 0 | 19.1 | 19 | 9 | 9 | 5 | 1 | 4 | 20 | 0 | 0 |

LEAGUE CHAMPIONSHIP SERIES STATISTICS

| YEAR | TEAM/OPP | W-L | ERA | G | GS | CG | SHO | SV | IP | H | R | ER | HR | HB | BB | SO | WP | BK |
|-------------------|-------------|------------|-------------|----------|----------|----------|----------|----------|-------------|-----------|----------|----------|----------|----------|----------|-----------|----------|----------|
| 2015 | CHI vs. NYM | 0-0 | 4.50 | 1 | 1 | 0 | 0 | 0 | 4.0 | 5 | 2 | 2 | 1 | 0 | 1 | 4 | 0 | 0 |
| 2016 | CHI vs. LAD | 1-1 | 0.71 | 2 | 2 | 0 | 0 | 0 | 12.2 | 5 | 1 | 1 | 1 | 0 | 4 | 11 | 0 | 0 |
| 2017 | CHI vs. LAD | 0-1 | 5.40 | 1 | 1 | 0 | 0 | 0 | 5.0 | 6 | 4 | 3 | 2 | 0 | 1 | 5 | 0 | 0 |
| LCS TOTALS | | 1-2 | 2.49 | 4 | 4 | 0 | 0 | 0 | 21.2 | 16 | 7 | 6 | 4 | 0 | 6 | 20 | 0 | 0 |

WORLD SERIES STATISTICS

| YEAR | TEAM/OPP | W-L | ERA | G | GS | CG | SHO | SV | IP | H | R | ER | HR | HB | BB | SO | WP | BK |
|------|-------------|-----|------|---|----|----|-----|----|-----|----|---|----|----|----|----|----|----|----|
| 2016 | CHI vs. CLE | 0-0 | 1.00 | 2 | 2 | 0 | 0 | 0 | 9.0 | 10 | 2 | 1 | 0 | 1 | 3 | 8 | 0 | 0 |

CAREER TRANSACTIONS

2011: Selected by Texas in the eighth round of the 2011 draft (scout: Jay Heafner)

2012: Acquired by Cubs 7/31 with INF Christian Villanueva for P Ryan Dempster

2017: On disabled list 6/5-7/24 ... tendinitis in right hand ... included injury rehab assignment at Tennessee (7/10-17)

KEEPING THE ROTATION TOGETHER

The Cubs utilized as few as seven starters in a campaign as recently as 2004, when the only pitchers to start for the club were Matt Clement, Greg Maddux, Sergio Mitre, Mark Prior, Glendon Rusch, Kerry Wood and Carlos Zambrano.

Since 1900, the club mark for fewest starters in a season is six — set in 1901. During the 19th century, the team utilized as few as two starters in four seasons, most recently during a 98-game 1883 campaign (Larry Corcoran 53 starts, Fred Goldsmith 45 starts).

22 JASON HEYWARD OF

BATS: LEFT THROWS: LEFT HEIGHT: 6'5" WEIGHT: 240 MLS: 8-0



FULL NAME: Jason Alias Heyward
OPENING DAY AGE: 28, turns 29 on August 9
CONTRACT STATUS: Signed thru 2023
SIGNED BY: Brian Bridges (Atlanta)
HOW ACQUIRED: Signed an eight-year major league contract 12/15/15

BORN: 8/9/89 in Ridgewood, NJ
RESIDES: Atlanta, GA
FAMILY: Single



FACTS AND INFORMATION

Jason is in his third season with the Cubs after signing an eight-year major league contract with Chicago in December of 2015 ... has qualified for the postseason in six of his eight major league campaigns with the Braves (2010-14), Cardinals (2015) and Cubs (2016-17).

- Ⓢ Won his fourth-straight Rawlings Gold Glove Award in 2017 ... was his fifth overall (also, 2012).
- Ⓢ Owns a .262 career batting average (1,038-for-3,967) with 200 doubles, 26 triples, 115 home runs, 460 RBI and 101 stolen bases in 1,103 major league games.
- Ⓢ Has averaged 29 doubles, 17 home runs and 68 RBI per 162 games in his career.
- Ⓢ Has played 1,046 games in right field, recording a .988 fielding percentage (25 E/2,100 TC) and 50 assists ... has played 69 games in center field, handling 132 total chances without an error.
- Ⓢ Finished second in N.L. Rookie of the Year voting to San Francisco's Buster Posey (catcher) in 2010 ... collected 107 total votes, including nine first-place votes, compared to Posey's 129 (20).
- Ⓢ Named *Baseball America's* 2010 Rookie of the Year in the N.L., and was voted by the players as the 2010 *Sporting News* N.L. Rookie of the Year.
- Ⓢ Voted by fans to the 2010 N.L. All-Star team, but did not play due to a thumb injury.
- Ⓢ Hit a three-run homer in his first major league plate appearance, April 5 vs. the Cubs (Carlos Zambrano), becoming the sixth player in Atlanta history to homer in his first plate appearance (Bob Horner in 1978, Jermaine Dye in 1996, Marty Malloy in 1998, Jeff Francoeur in 2005 and Jordan Schafer in 2009) and the 11th player in franchise history to hit a homer in his major league debut.
- Ⓢ Selected by Atlanta in the first round (14th overall) in the 2007 Draft.
- Ⓢ Graduated from Henry County (McDonough, Ga.) High School ... squared off against Buster Posey's Lee County High School during his sophomore year.
- Ⓢ His father, Eugene, played basketball at Dartmouth College.
- Ⓢ Wears uniform number 22 to honor his high school teammate, Andrew Wilmot, from the 2005 Georgia State championship team who was tragically killed in an auto accident.

MAJOR LEAGUE REVIEW

2017

Jason had a bounceback season, posting a .259/.326/.389 slash line after a .230/.306/.325 slashline in 2016 ... reached 10 homers for the seventh time in eight major league seasons and earned his fifth N.L. Rawlings Gold Glove award.

- Ⓢ Appeared in 120 games in right field and 13 games in center field ... his five double plays turned led all N.L. outfielders and all major league right fielders ... his .991 fielding percentage as a right fielder was the fifth-best in the majors ... did not commit an error in 13 appearances as a center fielder.
- Ⓢ Missed time with two disabled list stints ... was on the disabled list May 6-20 with a sprained finger on his right hand and from June 19-July 4 with a left hand abrasion ... appeared in three rehab games with South Bend across the two stints on the disabled list.
- Ⓢ Hit .275 (58-for-211) vs. N.L. Central opponents, including a .317 (13-for-41) mark with two homers and 11 RBI in 11 games vs. the Reds and a .302 average (16-for-53) with five doubles, a triple, a homer and 10 RBI in 15 games vs. the Cardinals.
- Ⓢ Batted .328 (20-for-61) with runners in scoring position and two outs, the third-best mark on the Cubs.
- Ⓢ Went 5-for-12 (.417) with a triple and nine RBI in bases-loaded situations.
- Ⓢ Hit a game-winning homer in the 11th inning, July 29 at Milwaukee ... was his fourth-career go-ahead homer in extra innings, and his first since September 15, 2015 at Milwaukee with St. Louis.
- Ⓢ Notched a season-high four RBI three times, two of which came in a three-game span ... went 2-for-4 with a homer, two runs and four RBI, April 22 at Cincinnati ... then went 1-for-4 with a homer and four RBI, April 24 at Pittsburgh ... overall, he had 11 RBI in a four-game span, April 21-24, driving in at least one run in each game ... also drove in four runs vs. the Mets on September 14.
- Ⓢ Scored a season-high three runs, August 14 vs. Cincinnati.
- Ⓢ Went 2-for-17 with a run scored, hit-by-pitch and three walks in eight postseason games.

CAREER AWARDS

N.L. ALL-STAR TEAM
2010
N.L. GOLD GLOVE
2012, 2014, 2015, 2016, 2017
N.L. ROOKIE OF THE MONTH
April & May, 2010
N.L. PLAYER OF THE WEEK
June 18-24, 2012

CAREER HIGHS

MOST HITS
5 (2x) – last, 7/18/15 vs. NYM
MOST RBI
4 (9x) – last, 9/14/17 vs. NYM
MOST RUNS
4 – 8/22/10 @ CHC
MOST WALKS
3 (3x) – last, 4/28/15 vs. PHI
MOST DOUBLES
3 (2x) – last, 9/26/13 vs. PHI
MOST STOLEN BASES
3 – 9/1/14 vs. PHI
TWO-HR GAMES
6 – last, 8/16/15 vs. MIA
GRAND SLAMS
2 – last, 9/30/15² @ PIT
LEADOFF HOME RUNS
7 – last, 8/27/14 @ NYM
LONGEST HITTING STREAK
12 G – 6/13-27/12
WALKOFF RBI
4 – last, 9/4/16 vs. SF (1B)

2016

In his first season with the Cubs, Jason won his fourth Gold Glove, leading all N.L. outfielders with 18 defensive runs saved according to Fangraphs ... after a slow start offensively he closed the season strong, batting .304 (14-for-46) with five doubles and a homer in his final 14 games beginning September 14.

- Ⓢ Overall he batted .230 (122-for-530) with 27 doubles, seven homers and 49 RBI in 142 games.
- Ⓢ Ranked third on the team with 11 stolen bases, his fifth season with at least 10 steals.
- Ⓢ Played 131 games (112 starts) in right field and 24 games (21 starts) in center field, posting a combined .993 fielding percentage (2 ER/276 TC) ... ranked second on the team with five outfield assists (Fowler, six).
- Ⓢ Batted .283 (47-for-166) in the seventh inning and later compared to .206 (75-for-364) in innings one to six.
- Ⓢ Went 3-for-6 with three RBI, September 4 vs. San Francisco, including a game-tying RBI single in the ninth inning before a game-winning RBI single in the 13th inning ... according to Elias, he became the first Cub to tie a game in the ninth and collect the walk-off RBI in extras since Andre Dawson in 1990 vs. Atlanta.
- Ⓢ Excelled against the Reds, batting .319 (22-for-69) with a .434 OBP ... his 16 RBI were 12 more than he had against any other club ... had a season-high four hits, April 24 at Great American Ball Park.
- Ⓢ Scored the game-winning run in the 12th inning, July 31 vs. Seattle, after doubling to lead off the frame.
- Ⓢ Recorded back-to-back three-hit games, June 11-12 at Atlanta.
- Ⓢ Hit safely in a season-high nine-straight games (.316/12-for-38), May 8-18, including his first homer with the Cubs, May 17 at Milwaukee.
- Ⓢ Appeared in 16 post-season games, going 5-for-48 (.104) with a double, triple and four runs scored ... played in six of seven World Series games.

2015

Jason set career highs in several offensive categories in his lone season with the Cardinals, including a .293 batting average, 33 doubles, 160 hits and 23 stolen bases in 154 games, his most since playing in a career-best 158 games in 2012 ... earned his third Gold Glove in four years, recording a 6.5 WAR which ranked fifth among all N.L. position players.

- Ⓢ Posted a .359 on-base percentage, his best mark since his career-best .393 mark in his rookie season, while his .797 OPS was his best since 2012.
- Ⓢ Played 144 games in right field, recording a .990 fielding percentage (3 E/290 TC) with nine assists.
- Ⓢ Batted .301 (116-for-385) with 11 homers against right-handed pitching ... hit .272 (44-for-162) with two homers against lefties.
- Ⓢ Hit .318 (76-for-239) with a .397 on-base percentage and an .866 OPS in the season's second half.
- Ⓢ After hitting .217 (18-for-83) in April, batted .284 or better in each of the season's final five months ... hit .326 (29-for-89) with an .881 OPS in June.
- Ⓢ Tied his career mark with five hits, July 18 vs. the Mets ... previously turned the trick, September 26, 2013 vs. the Phillies.
- Ⓢ Recorded his sixth career multi-homer effort, August 16 vs. the Marlins.
- Ⓢ Drove in four runs to tie his career mark, September 30 at Pittsburgh (gm. 2).
- Ⓢ Reached base safely in his final 24 regular season games, August 25-September 22.
- Ⓢ Hit .357 (5-for-14) with a home run, two RBI, a .438 on-base percentage, a .643 slugging mark and a 1.081 OPS in the NLDS against the Cubs.

2014

In his fifth and final season with Atlanta, Jason earned his second Rawlings Gold Glove as a rightfielder and was a Platinum Glove finalist ... also named the Wilson MLB Defensive Player of the Year.

- Ⓢ Had the highest number of total chances (375) and putouts (365) among N.L. rightfielders, with just one error.
 - His nine outfield assists tied for the most in the N.L. among rightfielders (100+ games).
- Ⓢ Primarily served as the leadoff hitter, appearing 94 times in the top spot in the lineup (hit .270).
- Ⓢ Had two 11-game hitting streaks, May 11-23 (.381) and May 26-June 7 (.354), both one-game shy of his career mark.
- Ⓢ His 20 steals were one shy of his career mark of 21 set in 2012.
- Ⓢ Posted a .286 average in his final 134 games dating to April 19, lifting his season average from .136 to .271.
- Ⓢ After hitting .309 (25-for-81) in July, his best month came in August when he hit .330 (35-for-106).

2013

Appeared in 104 games for the Braves, 86 in right field (76 starts) and 20 games in center field, all starts ... Atlanta was 71-33 in the 104 games he played.

- Ⓢ Posted a .305 average (40-for-131) in 37 games in the second half ... hit .322 (38-for-118) with a .403 on-base percentage in 30 games hitting leadoff.
- Ⓢ Ranked 10th in the majors with a .348 average (23-for-66) in August.
- Ⓢ Landed on the disabled list, April 23, after undergoing appendectomy surgery the day before in Denver, Colo. ... activated, May 17.
- Ⓢ Had two two-homer efforts: June 10 at San Diego and August 17 vs. Washington.
- Ⓢ Suffered a fractured jaw, August 21 at the Mets after being hit by a pitch ... underwent surgery the next day in Atlanta (performed by Dr. Glenn Maronin) ... activated from the D.L., September 20.
- Ⓢ Set career marks with five hits and four extra-base hits, September 26 vs. the Phillies ... tied his career mark with three doubles in the game.
- Ⓢ Started all four games in the NLDS vs. the Dodgers, hitting .167 (3-for-18) with a home run and four RBI from the leadoff spot.

2012

Won his first career Rawlings Gold Glove Award after recording 11 outfield assists, tied for third-best in the N.L. ... became the first Brave to win the award since 2007 (Andruw Jones and Jeff Francoeur).

- Ⓢ Bounced back from an injury-plagued 2011 by setting then career marks in games (158), at-bats (587), runs (93), hits (158), doubles (30), triples (6), homers (27), RBI (82) and steals (21).
- Ⓢ Became the first Brave to record at least 20 homers and 20 steals in the same season since Andruw Jones in 2000.
- Ⓢ Recorded 18 game-winning RBI, tied for fifth in the majors.
- Ⓢ Had a career-best 12-game hitting streak, June 13-27 ... hit .455 (20-for-44) with four homers.
- Ⓢ Named N.L. Player of the Week for June 18-24, hitting .522 (12-for-23) with three homers.
- Ⓢ Collected his second and third career multi-homer efforts: June 7 at Miami and June 20 at the Yankees.
- Ⓢ Tied his career mark with four RBI, September 22 at the Phillies.
- Ⓢ Played in the Wild Card Game vs. St. Louis, a 6-3 setback ... doubled and robbed Yadier Molina of a home run with a leaping grab over the right field wall in the second inning.

2011

In his second season with the Braves, clubbed a solo homer in his first at-bat, March 31 at Washington, for his second homer in as many Opening Days.

- Ⓢ Became just the second player in major league history to homer in his first at-bat in each of his first two seasons.
- Ⓢ Left the game, May 10, with a sore right shoulder ... MRI on May 12 showed an inflamed rotator cuff ... placed on the D.L., May 24 (retro to May 22) and missed 18 games.
- Ⓢ Hit first career grand slam and tied his career mark with four RBI, August 23 at the Cubs.

2010

Hit .277 with 18 homers and 72 RBI in 142 games with the Braves in his rookie campaign ... finished second in N.L. Rookie of the Year voting behind San Francisco's Buster Posey.

- Ⓒ Selected to the N.L. All-Star Team as a starter, but a left thumb injury kept him out of the game.
- Ⓒ Ranked first among big league rookies in on-base percentage (.393), slugging (.456) and walks (91).
- Ⓒ Ranked second among all rookies in RBI, third in average, hits (144) and extra-base hits (52) and tied fifth in homers.
- Ⓒ Hit a three-run homer in his first career plate appearance, April 5 vs. the Cubs ... became the sixth player in Atlanta history and 11th player in franchise history to homer in his big league debut.
 - At the age of 20, became the youngest player to homer in his first major league at-bat since 1950, when Cincinnati's Ted Tappe, then 19, belted a pinch-homer at Ebbets Field.
 - Became just the second Braves rookie to make his big league debut in the Opening Day starting lineup since 1981 (OF Jordan Schafer in 2009).
- Ⓒ Garnered N.L. Rookie of the Month honors for April (19 RBI, 19 runs, three triples) and May (6 HR, 19 RBI) ... was the first rookie to win multiple monthly awards since the Cubs Geovany Soto in 2008, and the first to win them consecutively since Milwaukee's Ryan Braun in 2007.
- Ⓒ Suffered left thumb injury in mid-May that eventually landed him on the D.L., June 29 ... activated on July 15.
 - Excluding the six weeks from May 14-July 15 in which he played through the injury, hit .301 (109-for-362) in 102 games.
- Ⓒ Drilled a solo homer, August 9 vs. Houston, his 21st birthday, to become just the sixth player since 1900 to homer on their birthday at age 21 or younger.
 - Joined Buddy Lewis in 1936, Aramis Ramirez in 1998, Frank Robinson in 1956, Alex Rodriguez in 1996 and Ted Williams in 1939.
- Ⓒ Played in four games of the NLDS vs. the Giants, hitting .125 (2-for-16).

MINOR LEAGUE REVIEW

- Ⓒ In **2009**, he was named the *Baseball America* Minor League Player of the Year after batting .323 with 17 homers and 63 RBI with three clubs ... named the top prospect in the Braves system ... recipient of Hank Aaron Award, given annually to the top offensive player in the Braves organization ... participated in the All-Star Futures Game ... selected to Carolina League All-Star team ... made his first appearance at Triple-A in September.
- Ⓒ In **2008**, he was named the Single-A Rome Braves Player of the Year by the Braves ... *Baseball America* tabbed him as the South Atlantic League's Most Outstanding Prospect, Minor League All-Star, Mid- and Post-Season All-Star, Low-Class A All-Star and the SAL's Top Batting Prospect and Most Exciting Player ... ranked third in the SAL with a .323 average ... hit over .300 in every month save for July.
- Ⓒ In **2007**, he signed with the Braves in August after he was selected in the first round of the draft (14th overall) ... combined to hit .302 with a homer and six RBI in 12 games between the GCL Braves and Rookie League Danville ... named the second-best prospect in the Braves organization by *Baseball America*.

CAREER STATISTICS

| YEAR | TEAM | AVG | G | AB | R | H | 2B | 3B | HR | RBI | SH | SF | HP | BB | SO | SB-CS | E | OBP | SLG |
|----------------------------|------------------|-------------|-------------|-------------|------------|-------------|------------|-----------|------------|------------|----------|-----------|-----------|------------|------------|---------------|-----------|-------------|-------------|
| 2007 | GCL Braves-R | .296 | 8 | 27 | 1 | 8 | 4 | 0 | 1 | 5 | 0 | 1 | 1 | 2 | 4 | 1-1 | 0 | .355 | .556 |
| | Danville-R | .313 | 4 | 16 | 3 | 5 | 1 | 0 | 0 | 1 | 0 | 0 | 1 | 5 | 0-0 | 0 | .353 | .375 | |
| 2008 | Rome-A | .323 | 120 | 449 | 88 | 145 | 27 | 6 | 11 | 52 | 0 | 7 | 3 | 49 | 74 | 15-3 | 9 | .388 | .483 |
| | Myrtle Beach-A | .182 | 7 | 22 | 3 | 4 | 2 | 0 | 0 | 4 | 0 | 1 | 0 | 2 | 4 | 0-0 | 0 | .240 | .273 |
| 2009 | Myrtle Beach-A | .296 | 49 | 189 | 34 | 56 | 12 | 0 | 10 | 31 | 0 | 2 | 2 | 21 | 30 | 4-0 | 3 | .369 | .519 |
| | Mississippi-AA | .352 | 47 | 162 | 32 | 57 | 13 | 4 | 7 | 30 | 0 | 3 | 2 | 28 | 19 | 5-1 | 1 | .446 | .611 |
| | Gwinnett-AAA | .364 | 3 | 11 | 3 | 4 | 0 | 0 | 0 | 2 | 0 | 0 | 0 | 2 | 2 | 1-0 | 0 | .462 | .364 |
| 2010 | Atlanta | .277 | 142 | 520 | 83 | 144 | 29 | 5 | 18 | 72 | 0 | 2 | 10 | 91 | 128 | 11-6 | 6 | .393 | .456 |
| 2011 | Atlanta | .227 | 128 | 396 | 50 | 90 | 18 | 2 | 14 | 42 | 0 | 3 | 4 | 51 | 93 | 9-2 | 6 | .319 | .389 |
| | Gwinnett-AAA# | .167 | 2 | 6 | 1 | 1 | 1 | 0 | 0 | 0 | 0 | 0 | 1 | 1 | 0-0 | 0 | .286 | .333 | |
| 2012 | Atlanta | .269 | 158 | 587 | 93 | 158 | 30 | 6 | 27 | 82 | 0 | 3 | 2 | 58 | 152 | 21-8 | 5 | .335 | .479 |
| 2013 | Atlanta | .254 | 104 | 382 | 67 | 97 | 22 | 1 | 14 | 38 | 1 | 0 | 8 | 48 | 73 | 2-4 | 0 | .349 | .427 |
| | Gwinnett-AAA# | .300 | 6 | 20 | 1 | 6 | 1 | 0 | 0 | 6 | 0 | 1 | 1 | 4 | 7 | 1-0 | 0 | .423 | .350 |
| 2014 | Atlanta | .271 | 149 | 573 | 74 | 155 | 26 | 3 | 11 | 58 | 0 | 3 | 6 | 67 | 98 | 20-4 | 1 | .351 | .384 |
| 2015 | St. Louis | .293 | 154 | 547 | 79 | 160 | 33 | 4 | 13 | 60 | 0 | 3 | 2 | 56 | 90 | 23-3 | 3 | .359 | .439 |
| 2016 | CUBS | .230 | 142 | 530 | 61 | 122 | 27 | 1 | 7 | 49 | 1 | 2 | 5 | 54 | 93 | 11-4 | 2 | .306 | .325 |
| 2017 | CUBS | .259 | 126 | 432 | 59 | 112 | 15 | 4 | 11 | 59 | 2 | 2 | 3 | 41 | 67 | 4-4 | 2 | .326 | .389 |
| | South Bend-A# | .571 | 3 | 7 | 2 | 4 | 0 | 0 | 0 | 2 | 0 | 0 | 0 | 1 | 0 | 0-0 | 0 | .625 | .571 |
| MAJOR LEAGUE TOTALS | | .262 | 1103 | 3967 | 566 | 1038 | 200 | 26 | 115 | 460 | 4 | 18 | 40 | 466 | 794 | 101-35 | 25 | .344 | .412 |
| CUBS TOTALS | | .243 | 268 | 962 | 120 | 234 | 42 | 5 | 18 | 108 | 3 | 4 | 8 | 95 | 160 | 15-8 | 4 | .315 | .353 |
| MINOR LEAGUE TOTALS | | .319 | 249 | 909 | 168 | 290 | 61 | 10 | 29 | 133 | 0 | 15 | 9 | 111 | 146 | 27-5 | 13 | .393 | .504 |

#Injury Rehabilitation Assignment

| PCT | G | PO | A | E | TC | DP | 2017/CAREER | PCT | G | PO | A | E | TC | DP |
|-------------|------------|----------|----------|------------|----------|--------------------|--------------|-------------|-----------|-----------|-------------|-----------|------|----|
| 1.000 | 13 | 23 | 1 | 0 | 24 | 0 | Center Field | 1.000 | 69 | 128 | 4 | 0 | 132 | 1 |
| .991 | 120 | 207 | 5 | 2 | 214 | 5 | Right Field | .988 | 1046 | 2025 | 50 | 25 | 2100 | 16 |
| .992 | 230 | 6 | 2 | 238 | 5 | M.L. TOTALS | .989 | 2153 | 54 | 25 | 2232 | 17 | | |

WILD CARD STATISTICS

| YEAR | TEAM/OPP | AVG | G | AB | R | H | 2B | 3B | HR | RBI | SH | SF | HP | BB | SO | SB-CS | E | OBP | SLG |
|------|-------------|------|---|----|---|---|----|----|----|-----|----|----|----|----|----|-------|---|------|------|
| 2012 | ATL vs. STL | .200 | 1 | 5 | 0 | 1 | 1 | 0 | 0 | 0 | 0 | 0 | 0 | 0 | 1 | 0-0 | 0 | .200 | .400 |

DIVISION SERIES STATISTICS

| YEAR | TEAM/OPP | AVG | G | AB | R | H | 2B | 3B | HR | RBI | SH | SF | HP | BB | SO | SB-CS | E | OBP | SLG |
|-------------------------------|-------------|-------------|-----------|-----------|----------|-----------|----------|----------|----------|----------|----------|----------|----------|----------|-----------|------------|----------|-------------|-------------|
| 2010 | ATL vs. SF | .125 | 4 | 16 | 0 | 2 | 0 | 0 | 0 | 0 | 0 | 0 | 0 | 1 | 8 | 0-0 | 0 | .176 | .125 |
| 2013 | ATL vs. LAD | .167 | 4 | 18 | 1 | 3 | 0 | 0 | 1 | 4 | 0 | 0 | 0 | 0 | 7 | 0-0 | 0 | .167 | .333 |
| 2015 | STL vs. CHI | .357 | 4 | 14 | 2 | 5 | 1 | 0 | 1 | 2 | 0 | 0 | 0 | 2 | 2 | 0-0 | 0 | .438 | .643 |
| 2016 | CHI vs. SF | .083 | 4 | 12 | 2 | 1 | 1 | 0 | 0 | 0 | 0 | 0 | 0 | 0 | 3 | 0-0 | 0 | .083 | .167 |
| 2017 | CHI vs. WSH | .167 | 5 | 12 | 1 | 2 | 0 | 0 | 0 | 0 | 0 | 0 | 1 | 2 | 3 | 0-0 | 0 | .333 | .167 |
| DIVISION SERIES TOTALS | | .181 | 21 | 72 | 6 | 13 | 2 | 0 | 2 | 6 | 0 | 0 | 1 | 5 | 23 | 0-0 | 0 | .244 | .292 |

LEAGUE CHAMPIONSHIP SERIES STATISTICS

| YEAR | TEAM/OPP | AVG | G | AB | R | H | 2B | 3B | HR | RBI | SH | SF | HP | BB | SO | SB-CS | E | OBP | SLG |
|-------------------|-------------|-------------|----------|-----------|----------|----------|----------|----------|----------|----------|----------|----------|----------|----------|----------|------------|----------|-------------|-------------|
| 2016 | CHI vs. LAD | .063 | 6 | 16 | 2 | 1 | 0 | 1 | 0 | 1 | 0 | 0 | 1 | 1 | 5 | 0-0 | 0 | .167 | .188 |
| 2017 | CHI vs. LAD | .000 | 3 | 5 | 0 | 0 | 0 | 0 | 0 | 0 | 0 | 0 | 0 | 1 | 0 | 0-0 | 0 | .167 | .000 |
| LCS TOTALS | | .048 | 9 | 21 | 2 | 1 | 0 | 1 | 0 | 1 | 0 | 0 | 1 | 2 | 5 | 0-0 | 0 | .167 | .143 |

WORLD SERIES STATISTICS

| YEAR | TEAM/OPP | AVG | G | AB | R | H | 2B | 3B | HR | RBI | SH | SF | HP | BB | SO | SB-CS | E | OBP | SLG |
|------|-------------|------|---|----|---|---|----|----|----|-----|----|----|----|----|----|-------|---|------|------|
| 2016 | CHI vs. CLE | .150 | 6 | 20 | 0 | 3 | 0 | 0 | 0 | 0 | 0 | 0 | 0 | 0 | 5 | 4-0 | 0 | .150 | .150 |

ALL-STAR GAME STATISTICS

| YEAR | TEAM/SITE | AVG | G | AB | R | H | 2B | 3B | HR | RBI | SH | SF | HP | BB | SO | SB-CS | E | OBP | SLG |
|------|-----------|-----|---|----|---|---|----|----|----|-----|----|----|----|----|----|-------|---|-----|-----|
| 2010 | N.L./LAA | | | | | | | | | | | | | | | | | | |

SELECTED – DID NOT PLAY DUE TO INJURY

CAREER TRANSACTIONS

- 2007:** Selected by Atlanta in the first round (14th overall) of the draft (scout: Brian Bridges)
- 2010:** On disabled list 6/29-7/15 ... deep bone bruise on left thumb
- 2011:** On disabled list 5/22-6/15 ... right shoulder soreness ... included injury rehab assignment at Gwinnett (6/13-15)
- 2013:** On disabled list 4/23-5/17 ... appendectomy ... included injury rehab assignment at Gwinnett (5/9-17)
- 2013:** On disabled list 8/21-9/20 ... jaw fracture
- 2014:** Acquired by St. Louis 11/17 with P Jordan Walden for P Shelby Miller and P Tyrell Jenkins
- 2015:** Declared a free agent 11/2 ... signed an eight-year major league contract with Cubs 12/15
- 2017:** On disabled list 5/6-20 ... sprained finger on his right hand ... included injury rehab assignment to South Bend (5/18)
- 2017:** On disabled list 6/19-7/4 ... left hand abrasion ... included injury rehab assignment at South Bend (7/2-3)

BALLPARKS THE CUBS CALLED HOME

23RD STREET GROUNDS (1876-1877)

Location: 23rd and State streets

First N.L. Game: May 10, 1876 – Chicago 6, Cincinnati 0

Last N.L. Game: October 6, 1877 – Chicago 4, Louisville 0

Record at Park: 42-18

LAKEFRONT PARK (1878-1884)

Location: South of Randolph St. between Michigan Ave. and Illinois Central Railroad tracks

First N.L. Game: May 14, 1878 – Indianapolis 5, Chicago 3

Last N.L. Game: October 11, 1884 – Chicago 12, Philadelphia 3 (7 innings)

Record at Park: 225-86

WEST SIDE PARK (1885-1891)

Location: Congress and Throop streets

First N.L. Game: June 6, 1885 – Chicago 9, St. Louis 2

Last N.L. Game: October 2, 1891 – Cincinnati 17, Chicago 16 (7 innings)

Record at Park: 288-131

Note: In 1891, the ballpark was used solely for Monday, Wednesday and Friday home games.

SOUTH SIDE PARK (1891-1893)

Location: 35th and Wentworth streets

First N.L. Game: May 5, 1891 – Chicago 1, Pittsburgh 0

Last N.L. Game: September 27, 1893 – Chicago 7, New York 2 (8 innings)

Record at Park: 61-49

Notes: In 1891, the ballpark was used solely for Tuesday, Thursday and Saturday home games. In 1893, the ballpark was used Monday through Saturday.

WEST SIDE GROUNDS (1893-1915)

Location: Polk and Lincoln (now Wolcott) streets

First N.L. Game: May 14, 1893 – Cincinnati 13, Chicago 12

Last N.L. Game: October 3, 1915 – Cubs 7, St. Louis 2

Record at Park: 1,042-664

Note: In 1893, the ballpark was used solely for Sunday home games.

WEEGHMAN PARK/CUBS PARK/WRIGLEY FIELD (SINCE 1916)

Location: Clark and Addison streets

First N.L. Game: April 20, 1916 – Cubs 7, Cincinnati 6 (11 innings)

Record at Park: 4,266-3,743

2 TOMMY LA STELLA INF

BATS: LEFT THROWS: RIGHT HEIGHT: 5'11" WEIGHT: 170 MLS: 3•57



FULL NAME: Thomas F. La Stella
 OPENING DAY AGE: 29
 CONTRACT STATUS: Signed thru 2018
 SIGNED BY: Billy Best (Atlanta)
 HOW ACQUIRED: From Atlanta with International signing bonus slot No. 4 11/16/14 for P Arodys Vizcaino & three international signing bonus slots

BORN: 1/31/89 in Westwood, NJ
 RESIDES: Closter, NJ



FACTS AND INFORMATION

Tommy is in his fourth season in the Cubs organization since being acquired from Atlanta, November 16, 2014, with an international signing bonus slot (No. 4) for right-handed pitcher Arodys Vizcaino and three international signing bonus slots (Nos. 2, 3, 4).

- Ⓢ Has been on the Opening Day roster each of the last three seasons.
- Ⓢ Led National League rookies with 36 walks and a .328 on-base percentage in 93 games with Atlanta in 2014 ... compiled a .984 fielding percentage (6 E/368 TC) in 88 games at second base.
- Ⓢ Has hit .264 (174-for-659) with 42 doubles, two triples, nine homers and 75 RBI in 273 career big league games between the Braves and Cubs ... has walked 79 times compared to 92 strikeouts.
- Ⓢ Owns a .310 batting average (384-for-1,240) with 183 runs, 72 doubles, 15 triples, 24 home runs and 185 RBI in 354 career minor league games.
- Ⓢ Drew more walks than strikeouts in four-straight seasons in the minors, 2012-15.
- Ⓢ Entered the 2014 campaign rated as Atlanta's ninth best prospect by *Baseball America*.
- Ⓢ Was named the 2013 Mississippi Braves Most Valuable Player after leading the team with a .343 batting average and a .422 on-base percentage.
- Ⓢ In 2012, he was honored as the MiLB.com Organization All-Star of the Year with the Braves Gulf Coast Rookie League team and Single-A Lynchburg.
- Ⓢ Was originally selected by the Braves in the eighth round of the 2011 Draft.
- Ⓢ Attended Coastal Carolina University and was named the 2011 Big South Player of the Year and a semifinalist for the Dick Howser Trophy.
 - Led the Big South in hits (92), runs scored (59), home runs (14), RBI (70) and was second in batting average (.398).
- Ⓢ Selected to the 2011 Louisville Slugger All-American team.
- Ⓢ Graduated from St. Joe's Montvale High School (N.J.) in 2007.

CAREER HIGHS

MOST HITS
 3 (10x) – last, 8/26/17 @ PHI
MOST RBI
 4 – 8/26/17 @ PHI
MOST RUNS
 3 – 4/24/16 @ CIN
MOST WALKS
 2 (9x) – last, 5/9/17⁺ @ COL
MOST DOUBLES
 2 (3x) – last, 4/24/16 @ CIN
TWO-HOMER GAMES
 1 – 8/26/17 @ PHI
LONGEST HITTING STREAK
 8 G – 9/15-23/15

MAJOR LEAGUE REVIEW

2017

Tommy split the campaign between the Cubs and Triple-A Iowa, appearing in 73 major league games and 33 minor league contests ... in four stints with the Cubs, he batted .288 (36-for-125) with eight doubles, five homers, 22 RBI and a .389 on-base percentage.

- Ⓢ Had a .488 OBP as a pinch-hitter with the Cubs, reaching base in 21-of-44 pinch-hit plate appearances ... overall he batted .290 (9-for-31) with four doubles, seven RBI and 10 walks as a pinch-hitter.
- Ⓢ Played 21 games at second base, 18 at third base and had one appearance at first base.
- Ⓢ Batted .476 (10-for-21) when leading off an inning.
- Ⓢ Earned the start in four-straight games, August 26-29 ... went 6-for-14 with two homers and five RBI during that span, including his first-career multi-homer game, August 26 at Philadelphia ... went 3-for-5 with two homers, two runs scored and a career-high four RBI in the Cubs' 17-2 triumph.
- Ⓢ Went 2-for-4 with a double and his first home run of the season, May 12 at St. Louis, helping the Cubs to a 3-2 victory.
- Ⓢ After entering the game in the second inning due to a Kris Bryant injury, July 19 at Atlanta, he went 2-for-3 with a homer, walk and two runs scored.
- Ⓢ Went 0-for-2 with a walk in four postseason games.

2016

Started the season strong, batting .356 (16-for-45) with six doubles and two homers in his first 17 contests ... overall, batted .270 (40-for-148) with 12 doubles, a triple, two homers and 11 RBI in 74 games at the big league level ... set career-highs with a .357 on-base percentage and a .405 slugging percentage.

- Ⓢ Collected four three-hit games, the most in baseball for any batter with fewer than 150 at-bats.
- Ⓢ Hit .299 (35-for-117) as a position player, compared to a .161 mark (5-for-31) in pinch-hit duties.
- Ⓢ Was 6-for-19 (.316) against southpaws while batting .264 (34-for-129) against righties.
- Ⓢ Batted .364 (12-for-33) with three doubles and a homer out of the leadoff spot, his best batting average in a single batting slot.
- Ⓢ Went 3-for-5 with two doubles, a homer, three runs and an RBI, April 24 at Cincinnati, tying single-game career-highs in hits, runs and doubles ... set a career high with eight total bases.
- Ⓢ Connected on his first homer with runners on base in his career, a two-run shot off of Washington's Max Scherzer, May 6 at Wrigley Field.
- Ⓢ Placed on the disabled list, June 8, with a right hamstring strain ... missed 25 games and was activated, July 6 ... played in six rehabilitation games with Triple-A Iowa, June 27-July 4.
- Ⓢ Optioned to Triple-A Iowa, July 28, and was placed on the temporarily inactive list from August 1-17 ... was recalled, August 31.

2015

Tommy batted .333 (14-for-42) in his final 23 games dating to September 2 after missing a majority of the season with right rib cage inflammation ... all told, appeared in 33 games for Chicago, hitting .269 (18-for-67) with six doubles and one homer.

- Ⓢ His .333 average from September 2 through season's end ranked second on the Cubs, trailing only Starlin Castro (min. 40 at-bats).
- Ⓢ Played 14 games (11 starts) at second base and 12 games (six starts) at third base ... combined to log a .981 fielding percentage (1 E/52TC).
- Ⓢ Batted .375 (6-for-16) off the bench compared to a .235 average (12-for-51) in 17 starts.
- Ⓢ Connected on his second career home run and first with the Cubs, September 2 vs. Cincinnati, a solo shot in the third inning.
- Ⓢ Enjoyed a career-high eight-game hitting streak, September 15-23 ... hit .600 (9-for-15) with three doubles and six RBI.
- Ⓢ Appeared in two games before he landed on the 15-day disabled list, April 14 (retroactive to April 9), with right rib cage inflammation ... made the start at second base, Opening Night, April 5.
- Ⓢ Began a rehabilitation assignment with Double-A Tennessee, May 15 ... re-injured his side after being hit by a pitch, May 17 vs. Jackson.
- Ⓢ Transferred to the 60-day disabled list, July 4 ... played in seven rehab games with Tennessee before he was reinstated from the D.L. and optioned to Iowa.
- Ⓢ Was hitless in 10 at-bats in six post-season games.

2014

Began the season with Triple-A Gwinnett before making his major league debut with the Braves in late May ... hit .251 (80-for-319) with 22 runs, 16 doubles, one triple, one homer and 31 RBI in 93 games for Atlanta ... led N.L. rookies with 36 walks and a .328 on-base percentage (min. 300 plate appearances).

- Ⓢ Made his major league debut, May 28 at Boston, going 2-for-4 ... recorded his first-career big league hit off John Lackey.
- Ⓢ Batted .311 (19-for-61) against southpaws compared to a .236 mark (61-for-258) against righties.
- Ⓢ Hit .300 (21-for-70) with 30 RBI with runners in scoring position.
- Ⓢ Clubbed his first big league homer, August 8 vs. Washington, a solo shot off Stephen Strasburg.

MINOR LEAGUE REVIEW

- Ⓢ In **2017**, he appeared in 33 games with Iowa across three stints with the club ... batted .218 (24-for-110) with 10 walks.
- Ⓢ In **2016**, he batted .296 (8-for-27) with two doubles, two walks and four runs scored in eight games between Double-A Tennessee and Triple-A Iowa beginning August 17.
- Ⓢ In **2015**, excluding a rehab stint with Tennessee, he appeared in just nine minor league contests, all with Iowa ... he batted .333 (11-for-33) with two doubles, a triple, a home run and six RBI with the I-Cubs.
- Ⓢ In **2014**, he hit .293 (49-for-167) with 18 runs, six doubles, one homer and 23 RBI in 47 Triple-A contests.
- Ⓢ In **2013**, he was named Double-A Mississippi's Most Valuable Player after he led the team with a .343 batting average (97-for-283) and a .422 on-base percentage in 81 games ... recorded a franchise-record 23-game hitting streak with Mississippi, July 5-August 5.
- Ⓢ In **2012**, he appeared in a then career-high 90 games between the Braves Gulf Coast Rookie League team and Single-A Lynchburg, batting .299 (93-for-311) with 22 doubles, six triples, six home runs and 59 RBI ... tabbed as a Carolina League mid-season All-Star and the Carolina League Player of the Week for September 4-10 ... landed on Lynchburg's seven-day disabled list from July 13-August 26 after fracturing his right leg.
- Ⓢ In **2011**, he batted .328 (76-for-232) with 46 runs scored, 13 doubles, five triples, nine home runs and 40 RBI in 63 games with Single-A Rome ... named the organization's Player of the Month for August.

CAREER STATISTICS

| YEAR | TEAM | AVG | G | AB | R | H | 2B | 3B | HR | RBI | SH | SF | HP | BB | SO | SB-CS | E | OBP | SLG |
|----------------------------|----------------|-------------|------------|-------------|------------|------------|-----------|-----------|-----------|------------|----------|-----------|-----------|------------|------------|-------------|-----------|-------------|-------------|
| 2011 | Rome-A | .328 | 63 | 232 | 46 | 76 | 13 | 5 | 9 | 40 | 3 | 4 | 5 | 26 | 28 | 2-2 | 11 | .401 | .543 |
| 2012 | Lynchburg-A | .302 | 85 | 298 | 43 | 90 | 22 | 5 | 5 | 56 | 3 | 10 | 11 | 36 | 24 | 13-2 | 8 | .386 | .460 |
| | GCL Braves-R | .231 | 5 | 13 | 4 | 3 | 0 | 1 | 1 | 3 | 0 | 0 | 1 | 4 | 1 | 0-0 | 0 | .444 | .615 |
| 2013 | Lynchburg-A | .550 | 7 | 20 | 7 | 11 | 1 | 0 | 1 | 4 | 0 | 0 | 1 | 8 | 1 | 1-1 | 0 | .690 | .750 |
| | Mississippi-AA | .343 | 81 | 283 | 32 | 97 | 21 | 2 | 4 | 41 | 1 | 0 | 2 | 37 | 34 | 7-1 | 7 | .422 | .473 |
| 2014 | Gwinnett-AAA | .293 | 47 | 167 | 18 | 49 | 6 | 1 | 1 | 23 | 0 | 4 | 2 | 25 | 14 | 1-1 | 2 | .384 | .359 |
| | Atlanta | .251 | 93 | 319 | 22 | 80 | 16 | 1 | 1 | 31 | 3 | 1 | 1 | 36 | 40 | 2-1 | 6 | .328 | .317 |
| 2015 | CUBS | .269 | 33 | 67 | 4 | 18 | 6 | 0 | 1 | 11 | 0 | 1 | 1 | 5 | 7 | 2-0 | 1 | .324 | .403 |
| | Tennessee-AA# | .250 | 10 | 36 | 9 | 9 | 3 | 0 | 0 | 3 | 0 | 0 | 1 | 3 | 1 | 0-0 | 0 | .325 | .333 |
| | Iowa-AAA | .333 | 9 | 33 | 3 | 11 | 2 | 1 | 1 | 6 | 0 | 1 | 0 | 4 | 3 | 0-0 | 1 | .395 | .545 |
| 2016 | CUBS | .270 | 74 | 148 | 17 | 40 | 12 | 1 | 2 | 11 | 0 | 0 | 2 | 18 | 27 | 0-1 | 5 | .357 | .405 |
| | Tennessee-AA | .500 | 2 | 4 | 1 | 2 | 0 | 0 | 0 | 0 | 0 | 0 | 1 | 2 | 0 | 0-0 | 1 | .714 | .500 |
| | Iowa-AAA# | .273 | 12 | 44 | 6 | 12 | 2 | 0 | 1 | 3 | 0 | 0 | 0 | 2 | 9 | 0-0 | 0 | .304 | .386 |
| 2017 | CUBS | .288 | 73 | 125 | 18 | 36 | 8 | 0 | 5 | 22 | 0 | 2 | 2 | 20 | 18 | 0-0 | 1 | .389 | .472 |
| | Iowa-AAA | .218 | 33 | 110 | 14 | 24 | 2 | 0 | 1 | 6 | 0 | 1 | 0 | 10 | 22 | 0-1 | 5 | .281 | .264 |
| MAJOR LEAGUE TOTALS | | .264 | 273 | 659 | 61 | 174 | 42 | 2 | 9 | 75 | 3 | 4 | 6 | 79 | 92 | 4-2 | 13 | .346 | .375 |
| CUBS TOTALS | | .276 | 180 | 340 | 39 | 94 | 26 | 1 | 8 | 44 | 0 | 3 | 5 | 43 | 52 | 2-1 | 7 | .363 | .429 |
| MINOR LEAGUE TOTALS | | .310 | 354 | 1240 | 183 | 384 | 72 | 15 | 24 | 185 | 7 | 20 | 24 | 157 | 137 | 24-8 | 35 | .392 | .450 |

#Includes Injury Rehabilitation Assignment

| PCT | G | PO | A | E | TC | DP | 2017/CAREER | PCT | G | PO | A | E | TC | DP |
|-------------|-----------|-----------|----------|-----------|-----------|-----------|--------------------|-------------|------------|------------|-----------|------------|-----------|----|
| - | 1 | 0 | 0 | 0 | 0 | 0 | First Base | - | 1 | 0 | 0 | 0 | 0 | 0 |
| .981 | 21 | 27 | 26 | 1 | 54 | 13 | Second Base | .984 | 132 | 196 | 284 | 8 | 488 | 73 |
| 1.000 | 18 | 9 | 14 | 0 | 23 | 0 | Third Base | .936 | 63 | 24 | 49 | 5 | 78 | 4 |
| .987 | 36 | 40 | 1 | 77 | 13 | 13 | M.L. TOTALS | .977 | 220 | 333 | 13 | 566 | 77 | |

WILD CARD STATISTICS

| YEAR | TEAM/OPP | AVG | G | AB | R | H | 2B | 3B | HR | RBI | SH | SF | HP | BB | SO | SB-CS | E | OBP | SLG |
|------|-----------|------|---|----|---|---|----|----|----|-----|----|----|----|----|----|-------|---|------|------|
| 2015 | CHI @ PIT | .000 | 1 | 2 | 0 | 0 | 0 | 0 | 0 | 0 | 0 | 0 | 0 | 0 | 1 | 0-0 | 0 | .000 | .000 |

DIVISION SERIES STATISTICS

| YEAR | TEAM/OPP | AVG | G | AB | R | H | 2B | 3B | HR | RBI | SH | SF | HP | BB | SO | SB-CS | E | OBP | SLG |
|-------------------------------|-------------|-------------|----------|----------|----------|----------|----------|----------|----------|----------|----------|----------|----------|----------|----------|------------|----------|-------------|-------------|
| 2015 | CHI vs. STL | .000 | 1 | 1 | 0 | 0 | 0 | 0 | 0 | 0 | 0 | 0 | 0 | 0 | 1 | 0-0 | 0 | .000 | .000 |
| 2016 | CHI vs. SF | .000 | 1 | 1 | 0 | 0 | 0 | 0 | 0 | 0 | 0 | 0 | 0 | 0 | 0 | 0-0 | 0 | .000 | .000 |
| 2017 | CHI vs. WSH | --- | 2 | 0 | 0 | 0 | 0 | 0 | 0 | 0 | 0 | 0 | 0 | 1 | 0 | 0-0 | 0 | 1.000 | --- |
| DIVISION SERIES TOTALS | | .000 | 4 | 2 | 0 | 0 | 0 | 0 | 0 | 0 | 0 | 0 | 0 | 1 | 1 | 0-0 | 0 | .333 | .000 |

LEAGUE CHAMPIONSHIP SERIES STATISTICS

| YEAR | TEAM/OPP | AVG | G | AB | R | H | 2B | 3B | HR | RBI | SH | SF | HP | BB | SO | SB-CS | E | OBP | SLG |
|-------------------|-------------|-------------|----------|----------|----------|----------|----------|----------|----------|----------|----------|----------|----------|----------|----------|------------|----------|-------------|-------------|
| 2015 | CHI vs. NYM | .000 | 4 | 7 | 0 | 0 | 0 | 0 | 0 | 0 | 0 | 0 | 0 | 0 | 1 | 0-0 | 0 | .000 | .000 |
| 2017 | CHI vs. LAD | .000 | 2 | 2 | 0 | 0 | 0 | 0 | 0 | 0 | 0 | 0 | 0 | 0 | 1 | 0-0 | 0 | .000 | .000 |
| LCS TOTALS | | .000 | 6 | 9 | 0 | 0 | 0 | 0 | 0 | 0 | 0 | 0 | 0 | 0 | 2 | 0-0 | 0 | .000 | .000 |

CAREER TRANSACTIONS

2011: Selected by Atlanta in eighth round of draft (scout: Billy Best)

2014: Acquired from Atlanta 11/16 with Atlanta's No. 4 international signing bonus slot for P Arody Vizcaino and three international signing bonus slots (Nos. 2, 3, 4)

2015: On disabled list 4/9-8/11 ... right rib cage inflammation ... included injury rehab assignment to Tennessee (5/15-18, 7/29-8/11)

2016: On disabled list 6/8-7/6 ... right hamstring strain ... included injury rehab assignment to Iowa (6/27-7/6)

TEEN TALK

The youngest player to see action with the Cubs was Danny Murphy, who was 17 years, nine months old when he made his debut June 18, 1960. He also is the youngest Cub to hit a home run, as he went deep for the first time September 13 that season against Cincinnati (18 years, 20 days old). He was the last teenager to make the Cubs opening day roster (19 years old in 1962).

The youngest pitcher in Cubs history was Dick Ellsworth, who was 18 years, three months old when he made his big league debut June 22, 1958.

The last teenager to appear in a game for the Cubs was 19-year-old outfielder Oscar Gamble, who played in 24 games for the Cubs during the 1969 season. The last Cubs teenage pitcher was 19-year-old Rick James, who appeared in three games in 1967. The last teenage pitcher to make the Cubs' opening day roster was 19-year-old Al Epperly in 1938.



34 JON LESTER LHP

BATS: LEFT THROWS: LEFT HEIGHT: 6'4" WEIGHT: 240 MILS: 11+75



FULL NAME: Jonathan Tyler Lester
OPENING DAY AGE: 34
CONTRACT STATUS: Signed thru 2020, vesting option for 2021
SIGNED BY: Gary Rajsich (Boston)
HOW ACQUIRED: Signed a major league six-year contract 12/15/14 with a vesting option for 2021

BORN: 1/7/84 in Tacoma, WA
RESIDES: Atlanta, GA
FAMILY: Married — Farrah ...
Children — Hudson, Walker & Cy Elizabeth



FACTS AND INFORMATION

A four-time All-Star and three-time World Series Champion, Jon is in his fourth season with Chicago after he signed with the Cubs on December 15, 2014 ... owns a 159-92 record with a 3.51 ERA (853 ER/2,184.1 IP) in 349 games, all but one as a starter, with Boston (2006-14), Oakland (2014) and the Cubs (2015-17).

- Has a major league best 27 starts of at least 6.0 innings and one or fewer runs allowed since the start of 2016.
- His 15 career complete games are tied for fifth-most among active lefty pitchers.
- Is the only pitcher to start at least 30 games in each of the last 10 seasons.
- Has 10 10-strikeout games with the Cubs, tied with Ken Holtzman for the most among Cubs lefties since 1913.
- Ranks second among active left-handed pitchers in wins (159) and fourth in strikeouts (2,041) ... is one of only 13 active pitchers with at least 2,000 innings pitched.
- Finished second in the 2016 N.L. Cy Young vote behind Washington's Max Scherzer ... finished fourth in the A.L. Cy Young vote in both 2010 and 2014.
- Is a three time World Series champion, having won the Fall Classic with Boston in both 2007 and 2013 and with the Cubs in 2016 ... earned the victory in the decisive Game Four of the 2007 Series against Colorado ... his six playoff wins are tied for the most in Red Sox history (Pedro Martinez and Curt Schilling).
- Ranks first in Cubs postseason history with 64.0 innings pitched and his nine starts rank tied for second ... ranks first among all active pitchers with 148.0 innings pitched ... ranks third among active pitchers with 124 post-season strikeouts.
- Has made six Opening Day starts, including with Chicago in 2015 and 2017 ... is the third lefty in Cubs history to start more than one Opening Day, joining Hippo Vaughn (1915, 1917, 1919) and Paul Minner (1952, 1954) ... made four-straight Opening Day starts for Boston, 2011-14, the longest run by a southpaw in club history.
- Earned 2008, 2009, 2010 and 2013 Red Sox Pitcher of the Year honors from the Boston Chapter of the BBWAA.
- Received the 2007 Tony Conigliaro Award for overcoming adversity ... honored with the 2008 Hutch Award from the Fred Hutchinson Cancer Research Center, an award given annually to a major league baseball player who best exemplifies "Hutch's" fighting spirit and competitive desire.
- Launched the NVRQT cancer research fundraising campaign with the Pediatric Cancer Research Foundation in May 2012 ... short for "never quit", the rally cry NVRQT is the voice to support kids in their battle against pediatric cancer and the researchers working endlessly to find a cure.
- Graduated from Bellarmine Preparatory School in Tacoma, Wash., where he was a three-time MVP and three-time All-Area selection ... named Gatorade State Player of the Year for Washington in 2000.

MAJOR LEAGUE REVIEW

2017

Jon made 32 starts for the third-straight season since joining the Cubs, going 13-8 with a 4.33 ERA (87 ER/180.2 IP) and 180 strikeouts ... is one of four Cubs lefties all-time with at least three seasons of 32 games started.

- Held lefties to a .205 average (33-for-161) while righties batted .275 (146-for-530).
- Led the Cubs with 32 starts, 180.2 innings pitched and 180 strikeouts.
- Recorded eight outings of at least 7.0 innings ... no other Cubs starter had more than four such starts.
- Was placed on the disabled list August 18 with left lat tightness and general shoulder fatigue ... was activated September 2 ... went 5-1 with a 4.18 ERA (15 ER/32.1 IP) in six starts after being activated.
- Ended the season with consecutive wins, allowing just one run in 11.0 innings.
- Pitched to a 5.63 ERA (39 ER/62.1 IP) in the first two innings of games, but posted a 3.65 ERA (48 ER/118.1) beginning in the third inning.
- Struck out his 2,000th-career batter, August 1 vs. Arizona (Jack Reinheimer) ... also recorded his first-career home run during that game ... is one of 25 southpaws all-time with 2,000 punchouts.
- Took a perfect game into the sixth inning, July 22 vs. the Cardinals ... retired the first 17 batters before Adam Wainwright singled with two outs in the sixth ... earned the win in the Cubs 3-2 triumph.
- Struck out a season-high tying 10 batters three times: May 23 vs. San Francisco, June 13 at the Mets and July 22 vs. the Cardinals.
- Set the record for the longest winning streak by a southpaw in Wrigley Field history, going 12-0 with a 1.55 ERA (19 ER/110.1 IP) from May 27, 2016-May 23, 2017 ... made him the fourth pitcher in Cubs history to go 12-0 or better in a 16-start span at Wrigley Field, but the first to do so with an ERA under 2.00.
- Suffered his shortest-career outing, July 9 vs. Pittsburgh, as he allowed 10 runs (four earned) in just 0.2 innings.
- Earned a complete game victory, May 23 vs. the Giants, allowing one run on four hits in the Cubs 4-1 victory ... threw just 99 pitches, becoming the first Cubs pitcher to throw a complete game under 100 pitches since Carlos Zambrano, September 25, 2009 at the Giants (98 pitches) ... was his 15th-career complete game.
- Started the Cubs Season Opener, April 2 at St. Louis, as well as the Cubs Home Opener, April 10 vs. the Dodgers ... became just the fourth Cub to start both the team's season opener when on the road and its home opener ... he joined Grover Alexander (1920, 1922), Rick Sutcliffe (1986, 1988) and Jon Lieber (2000).
- Posted a 1.88 ERA (3 ER/14.1 IP) in three postseason games, including one relief outing ... he took a no-decision in each outing ... allowed one run on two hits in 6.0 innings in NLDS Game Two at Washington.

CAREER AWARDS

N.L. ALL STAR TEAM
2016
A.L. ALL STAR TEAM
2010, 2011, 2014
NLCS CO-MVP
2016
N.L. PITCHER OF THE MONTH
June, 2016
September, 2016
N.L. PLAYER OF THE WEEK
June 6-12, 2016
A.L. PITCHER OF THE MONTH
July, 2008
September, 2008
May, 2010
A.L. PLAYER OF THE WEEK
May 19-25, 2008
September 8-14, 2014

CAREER HIGHS

MOST STRIKEOUTS
15 — 5/3/14 vs. OAK
10+ STRIKEOUT GAMES
30 — last, 7/22/17 vs. STL
COMPLETE GAMES
15 — last, 5/23/17 vs. SF
SHUTOUTS
4 — last, 8/7/14 vs. MIN
NO-HITTERS
1 — 5/19/08 vs. KC
MOST HITS ALLOWED
12 (2x) — last, 6/7/14 @ DET
MOST RUNS ALLOWED
11 — 7/22/12 vs. TOR
MOST HOMERS ALLOWED
4 — 7/22/12 vs. TOR
MOST WALKS ALLOWED
7 (2x) — last, 6/11/13 @ TB
LONGEST WINNING STREAK
10 G — 7/18-9/25/16
LONGEST LOSING STREAK
6 G — 5/27-7/11/15
CONSECUTIVE SCORELESS IP
21.0 IP — 9/2-20/16

2016

Named to the N.L. All-Star team, Jon tied a career-high and ranked second in the N.L. with 19 wins ... posted a career-best 2.44 ERA (55 ER/202.2 IP) with 197 strikeouts in 32 starts ... collected 26 quality starts, the most by a Cubs southpaw since Dick Ellsworth notched 29 in 1963.

- Notched a home ERA of 1.74 (20 ER/103.1 IP) in 15 starts, third in the majors ... the lowest mark by a Cubs lefty since Johnny Schmitz's 1.71 ERA in 1946 ... had a 3.17 ERA (35 ER/99.1 IP) in 17 starts on the road.
- Recorded a quality start in all 15 of his home appearances, setting the franchise record (since at least 1913) for the most home starts in a single season without a non-quality start.
- Allowed three or fewer earned runs in 27 of his 32 starts, including a major league-leading 21 starts with one or fewer earned runs allowed ... tied for the most such starts by a pitcher in the last 40 seasons.
- Ranked among N.L. leaders in wins (19, 2nd), ERA (2.44, 2nd), opposing average (.211, 4th), opposing OPS (.602, 3rd), WHIP (1.02, 3rd) and quality starts (26, 1st) ... held lefty batters to a .200 clip (34-for-170).
- Led the majors with an 84.9 left-on-base percentage according to Fan-grams, his best-career output and the second-best mark by any pitcher over the last six seasons.
- Went 4-0 with a 1.00 ERA (3 ER/27.0 IP) in four Interleague starts ... struck out 26 compared to two free passes.
- Finished 10 batters three times: April 17 vs. Colorado, April 29 vs. Atlanta and June 1 vs. the Dodgers.
- Went 2-1 with a 1.83 ERA in five April starts ... set career bests for the month of April in ERA, opponents batting average (.207) and opponents OBP (.250).
- Took a no-hitter into the seventh inning against Pittsburgh, May 15, and finished by allowing only one run on two hits over 6.2 IP ... again took a no-no into the seventh, September 2 against San Francisco, and finished by tossing his 14th-career complete game, allowing only one run.
- Punched out 26 batters and allowed zero walks in a three start span from June 1-12 ... the first Cubs pitcher to accomplish the feat since Jon Lieber fanned 27 and walked none in a three-start stretch, September 20-October 1, 1999.
- Tossed his 13th-career complete game, June 1 vs. the Dodgers ... became the first Cubs pitcher to allow a leadoff homer then not allow another run in a complete game effort since Larry French, July 26, 1940 at the Giants ... was his first career complete game with 10 or more strikeouts and no walks ... retired his final 15 batters following a single to lead off the fifth inning.
- Was named National League Player of the Week for June 6-12, 2016, after going 2-0 without yielding an earned run in 15.0 innings pitched.
- Finished June with a 4-0 record and a 1.41 ERA (7 ER/44.2 IP) in six starts, his best-career ERA in the month of June ... was named N.L. Pitcher of the Month ... was also named N.L. Pitcher of the Month in September after finishing September with a 5-0 record and a 0.48 ERA (2 ER/37.2 IP) in five starts, the second-lowest ERA by a Cubs pitcher in the month (Jake Arrieta, 0.45 in 2015) and his career-best ERA in any month.
- Saw his ERA rise by nearly an entire run over a two-start stretch, July 3 at the Mets (8 ER/1.1 IP) and July 9 at Pittsburgh (5 ER/3.0 IP) ... finished July with a 7.36 ERA (18 ER/22.0 IP) in five starts.
- Made a relief appearance in the All-Star Game, pitching 0.2 IP without allowing a hit while walking one batter.
- Went 10-1 with a 1.76 ERA (18 ER/92.0 IP) in 14 starts after the All-Star Break, his lowest ERA post-Break in his career ... is one of only five Cubs hurlers to start at least 10 games after the All-Star Break and have a winning percentage of above .900.
- Laid down a walk-off sacrifice bunt as a pinch-hitter in the Cubs come-from-behind 7-6 victory (12 inn.) over Seattle, July 31 ... led the Cubs with 10 sacrifice hits.
- Allowed one or zero runs in eight-straight starts, August 17-September 25, the longest streak in franchise history and tied for the longest streak in baseball since Bob Gibson had 11-straight such starts, June 6-July 30, 1968.
- The Cubs won 12 of his last 14 starts to end the regular season, including seven-straight from July 18-August 22 ... the seven-straight team wins tied a career-high.
- Appeared in six games (five starts) in the postseason, going 3-1 with a 2.02 ERA (8 ER/35.2 IP) ... fanned 30 batters and walked only six ... his five starts are tied for the most in one postseason in Cubs history (also, Kyle Hendricks in 2016), and his three wins and his 35.2 innings pitched in 2016 are the most by one pitcher in Cubs postseason history.
- Pitched a postseason career-high 8.0 innings in Game One of the NLDS vs. San Francisco ... earned the win in the Cubs 1-0 triumph.

- Named co-MVP of the NLCS after going 1-0 with a 1.38 ERA (2 ER/13.0 IP) in two NLCS starts, including a Game Five victory in which he allowed just one run in 7.0 innings of work.
- Allowed two runs on four hits in Game Five of the World Series, earning the win in a potential elimination game for Chicago.
- Appeared on two days rest to toss 3.0 innings of relief in a decisive World Series Game Seven, allowing two runs (one earned) on three hits while fanning four in the Cubs 8-7 victory.

2015

In his first season with the Cubs, Jon set a single-season franchise mark by a left-hander with 207 strikeouts, surpassing Ken Holtzman's 202 strikeouts in 1970 ... Jon's 21 quality starts ranked third among N.L. lefties ... all told, was 11-12 with a 3.34 ERA (76 ER/205.0 IP) in 32 starts.

- Set the single-season franchise record with four double-digit strikeout games by a left-handed pitcher.
- His 14 strikeouts, July 29 vs. the Rockies, set a single-game franchise mark for a left-handed pitcher.
- Just the third Cubs lefthander since 1971 to reach 21 quality starts in a season, joining Ted Lilly in 2008-09 and Travis Wood in 2013.
- Spun his 12th career complete game, and first as a Cub, September 15 (gm. 2) in Pittsburgh ... allowed one run, walked one and struck out nine in the 2-1 victory.
- Was 7-1 with a 3.60 ERA (50 ER/125.0 IP) in 20 home starts.
 - Made six-straight home starts, July 24-August 24 ... was the first Cub to make six-straight starts at Wrigley Field since Fergie Jenkins in 1982.
- Went at least 7.0 innings in seven-straight starts, July 1-August 7 ... was the longest streak by a Cubs pitcher since Carlos Zambrano went seven-straight starts from June 28-August 2, 2005.
- Posted a 1.66 ERA (8 ER/43.1 IP) in July, going at least 7.0 innings in each of his six starts ... struck out 50 batters in a calendar month for the first time in his career.
 - First Cubs pitcher since at least 1914 with 50 or more strikeouts and five or fewer walks in a calendar month ... led all pitchers in July with 50 strikeouts and 43.1 innings pitched.
- Made his Cubs debut on Opening Night, April 5 vs. St. Louis ... was his fifth-straight Opening Day start after earning the honor with Boston from 2011-14.
 - Was the first left-handed Opening Day starter for the Cubs since Terry Mulholland in 1997.
- Recorded his 1,500th career strikeout, May 16 vs. Pittsburgh, striking out Sean Rodriguez to end the top of the fourth.
 - Became the 200th major league pitcher to reach the mark.
- Snapped a Major League record career-opening 0-for-66 drought with an infield single off St. Louis' John Lackey, July 6 at Wrigley Field.
- Took a no-hitter into the eighth inning at Atlanta, July 18, before surrendering a single to A.J. Pierzynski to lead off the frame.
- Walked two, struck out 14 and pitched to a 4.50 ERA (7 ER/14.0 IP) in two post-season starts: Game One of the NLDS at St. Louis (left down 2-0 in the eighth) and Game One of the NLCS at New York (left down 4-1 in the seventh).

2014

Jon made 21 starts for Boston before he was traded to Oakland, July 31 ... he made 11 outings for Oakland, and started the A.L. Wild Card game against Kansas City ... all told, went 16-11 with a 2.46 ERA (60 ER/219.2 IP) in 32 starts between the Red Sox and Athletics.

- With Boston, went 10-7 with a 2.52 ERA (40 ER/143.0 IP), 149 strikeouts, 32 walks and a 1.12 WHIP.
- Allowed two earned runs or fewer with at least six strikeouts in each of his first four starts from March 31-April 17 ... became the third Red Sox to begin a season with such a streak since 1914.
- Set a team record for most strikeouts by a left-handed pitcher in a regulation nine-inning game when he fanned 15 batters in 8.0 innings against Oakland on May 3.
- Traded to Oakland, July 31, with outfielder Jonny Gomes and cash considerations for outfielder Yoenis Céspedes and a 2015 competitive balance pick.
- Went 6-4 with a 2.35 ERA (20 ER/76.2 IP) in 11 starts with Oakland, helping the Athletics to an A.L. Wild Card berth.
- Overall, his 2.46 ERA was his lowest full-season ERA of his career and he pitched a career-high 219.2 innings.

2013

Went 15-8 (.652) with a 3.75 ERA (89 ER/213.1 IP) in 33 starts to lead the Red Sox to their third World Series Championship in the last 10 seasons ... led Boston in wins, games started, innings pitched, strikeouts (177) and quality starts.

- Ⓢ Went 4-1 with a 1.56 ERA (6 ER/34.2 IP) in five postseason starts for Boston through the ALDS, ALCS, and World Series ... started Game One of each round of the playoffs ... won both of his starts in the World Series against St. Louis.
- Ⓢ Matched his single-season career high in games started (also 2008 and 2012), tied for fourth in the A.L. and just one game shy of the major league leaders.
- Ⓢ Won 15 games for the fifth time in his career, tied with Pedro Martinez, Luis Tiant, and Mel Parnell as the third-most 15-win seasons as a Red Sox, trailing only Roger Clemens and Cy Young (both with seven).
- Ⓢ Ranked among A.L. leaders in wins (tied sixth) and winning percentage (ninth).
- Ⓢ Posted a 2.57 ERA (25 ER/87.2 IP) after the All-Star break, the sixth-best rate in the A.L. in that time.
- Ⓢ Became the first Red Sox left-handed starter to begin a season 6-0 since Bill Lee in 1978 (6-0).
- Ⓢ Struck out five or more batters in each of his first nine starts of 2013, the longest ever such streak to begin a campaign by a Red Sox left-hander.
- Ⓢ Threw a one-hit shutout on May 10 vs. Toronto ... it was his 10th career complete game and third career shutout.

2012

Tossed over 200.0 innings for the fourth time in five seasons and tied a career-high with 33 starts ... his 4.82 ERA (110 ER/205.1 IP) marked his first season with an ERA above 3.50 since making 12 appearances in 2007.

- Ⓢ Tossed a career-high three complete games (April 11 at Toronto, May 14 vs. Seattle, August 30 at the Angels), the most by a Sox left-hander since Frank Viola in 1992 (six).
- Ⓢ Went 6-4 with a 3.20 ERA (35 ER/98.1 IP) in 15 starts on the road, the third-best road ERA among A.L. leaders.
- Ⓢ Posted a .220 opponent average (47-for-214) in day games, the seventh-best rate in the A.L. (min. five starts during the day).
- Ⓢ Allowed three runs or less in nine of last 12 starts beginning August 2, tallying a 3.76 ERA (33 ER/79.0 IP) in that span ... won a season-high three consecutive starts from August 12-24.

2011

Made his first-career Opening Day start for the Red Sox ... finished tied for 10th in the A.L. with 15 wins and tied for ninth with a .625 winning pct. (nine losses) ... selected to the A.L. All-Star team for a second-straight season.

- Ⓢ Limited left-handed batters to a .207 clip (38-for-184), the third-lowest mark among A.L. southpaws.
- Ⓢ Recorded 19 quality starts, second on the team behind Josh Beckett's 20 ... was 13-4 with a 1.83 ERA (26 ER/128.0 IP) in those 19 quality outings.
- Ⓢ Placed on the 15-day disabled list, July 6, due to a left latissimus strain and activated July 25.
- Ⓢ Named to the A.L. All-Star team but did not pitch due to injury ... was replaced by Toronto's Ricky Romero.
- Ⓢ Recorded six-straight quality starts from April 7-May 3, tied for the second-longest such streak of his career ... during the six-start span, went 4-1 with a 1.54 ERA (7 ER/41.0 IP).
- Ⓢ Tallied a seven-game winning streak from April 17-May 25 as he pitched to a 3.22 ERA (18 ER/50.1 IP) in eight starts.

2010

Named Red Sox Pitcher of the Year along with Clay Buchholz by the Boston Chapter of the BBWAA ... posted a career-high 19 wins and was selected to his first A.L. All-Star team.

- Ⓢ Finished fourth in the American League Cy Young Award voting: one third place vote, nine fourth place votes and 12 fifth place votes.
- Ⓢ His 19 wins were the most by a Red Sox left-hander since Mel Parnell tallied 21 victories in 1953.
- Ⓢ Tied his career high for strikeouts with 225 for the second-straight year.
- Ⓢ Led the A.L. and was second in the majors in strikeouts/9.0 IP (9.7) ... ranked among A.L. leaders in wins (T-2nd, 19), strikeouts (3rd, 225), opponent average (4th, .220), ERA (9th, 3.25), win percentage (9th, .679), and walks (3rd).
- Ⓢ Finished third in the A.L. with a 2.88 road ERA (36 ER/112.1 IP) and led the major leagues with 11 road wins.
- Ⓢ Tied for the American League lead with 20 starts in which he allowed two runs or fewer ... allowed zero runs in eight starts.

- Ⓢ Named A.L. Pitcher of the Month for May, his third career monthly honor (also July and September 2008) ... during the month, went 5-0 with an A.L.-best 1.84 ERA (5 ER/44.0 IP) and a major league-best 45 strikeouts over six starts.
- Ⓢ On June 27 at San Francisco, he became the first Sox pitcher to throw a complete game and record an RBI in the same game since Luis Tiant on September 16, 1972.
- Ⓢ Tallied a 2.78 ERA (37 ER/120.0 IP) before the break, the best mark by any Sox lefty in the first half of a season since Bruce Hurst's 2.65 mark in 1984.
- Ⓢ Earned his first career All-Star selection, voted on the A.L. squad via the player ballot, Boston's first lefty starter to receive the honor since Bruce Hurst in 1987 ... tossed a perfect sixth, recording a hold in the July 13 exhibition in Anaheim.

2009

Named Red Sox Pitcher of the Year by the Boston Chapter of the BBWAA for the second-straight year ... finished among A.L. leaders in strikeouts (3rd, 225), ERA (5th, 3.41), complete games (T-9th, 2), and wins (T-10th, 15).

- Ⓢ His 225 strikeouts marked a career-high and ranked 15th in club single-season history ... were the most ever for a Red Sox left-hander, passing the mark of 190 strikeouts set by Bruce Hurst in 1987.
- Ⓢ Led all major league lefties in strikeouts and finished among A.L. southpaws in ERA (2nd), opponent average (2nd, .242), innings pitched (3rd, 203.1), wins (3rd), and starts (T-3rd, 32).
- Ⓢ His 23 quality starts ranked third in the A.L. and tied for third among all major league lefties.
- Ⓢ Topped 15-win and 200-inning plateaus for second year in a row, the 10th left-hander in Sox history to reach those marks in consecutive seasons, first since Bruce Hurst (1987-88).
- Ⓢ Started Game One of the ALDS at the Angels (5-0 loss) ... became the first lefty in Red Sox history to start the club's first post-season game in back-to-back seasons.

2008

Named Red Sox Pitcher of the Year by the Boston Chapter of the BBWAA in his first full season in the majors ... finished third among A.L. lefties with 16 wins, the most by a Boston lefty since Bruce Hurst's 18 in 1988.

- Ⓢ Tossed the 18th no-hitter in Red Sox history in a 7-0 win vs. Kansas City on May 19 at Fenway Park ... had a season-high nine strikeouts and allowed just two base runners on walks in the second and ninth innings ... retired 20-straight batters between the free passes.
- Ⓢ Ranked among A.L. leaders in wins (T-7th, 16), starts (T-5th, 33), complete games (T-9th, 2), shutouts (T-1st, 2), innings pitched (7th, 210.1), ERA (4th, 3.21), and winning percentage (4th, .727).
- Ⓢ Became the third left-handed Red Sox pitcher ever to reach 15 wins, 30 starts, 200.0 innings, 150 strikeouts and a sub-3.50 ERA in a single season, joining Babe Ruth (1916) and Lefty Grove (1937) (did it again in 2009-10).
- Ⓢ Went 11-1 in 17 starts at Fenway Park, tied for A.L. lead in home wins ... his 2.49 home ERA (32 ER/115.2 IP) was the second-lowest in A.L. ... after losing his first home start, went undefeated over his next 16 Fenway outings, going 11-0 with a 2.28 ERA (28 ER/110.1 IP).
- Ⓢ Named A.L. Pitcher of the Month for July, going 3-0 with a 2.05 ERA (7 ER/30.2 IP), 28 strikeouts and six walks.
- Ⓢ Took home A.L. Pitcher of the Month again for September, the first Boston pitcher with multiple monthly awards in a season since Pedro Martinez (4) in 1999 ... was 4-1 with a 2.14 ERA (8 ER/33.2 IP) with 28 strikeouts over five starts.

2007

Spent the majority of the second half with Boston, but also had stints with three of the Sox minor league affiliates while working his way back from lymphoma treatments.

- Ⓢ Appeared in 12 games, making 11 starts, going 4-0 with a 4.57 ERA (32 ER/63.0 IP) with the Red Sox after being recalled on July 23.
- Ⓢ Made three postseason appearances (one start) for Boston ... got the start and earned the win to secure the Sox' four-game sweep of the Rockies in the World Series on October 28 at Colorado.
- Ⓢ Finished the postseason with a combined 8.2 scoreless innings over his final two postseason appearances.
- Ⓢ Began the year on the D.L. and was sent to Single-A Greenville on rehab assignment on April 5 and made three starts for the Drive, posting a 2.08 ERA (3 ER/13.0 IP).
- Ⓢ Sent to Triple-A Pawtucket to continue rehabbing, April 25, and was 0-1 with a 2.25 mark (2 ER/8.0 IP) before experiencing muscle cramping in his left forearm, May 2 vs. Indianapolis ... recalled from the rehab assignment after that start and spent the next two weeks undergoing treatment before beginning a second rehab stint with the PawSox ... activated from D.L. on June 11 and optioned to Pawtucket.

2006

Made major league debut and 15 starts overall for Boston after June call-up before season was cut short due to an anaplastic large cell lymphoma diagnosis in late August.

- Ⓒ Despite only 15 starts and 81.1 innings, tied for fourth among A.L. rookies with seven wins.
- Ⓒ Became the first Red Sox rookie to win his first five decisions (June 16-July 18) since Aaron Sele won his first six in 1993.
- Ⓒ Made big league debut at Fenway Park on June 10, recording a no-decision in Boston's 7-4 loss vs. Texas (3 ER/4.1 IP).
- Ⓒ Earned his first win on June 16 at Atlanta, allowing one earned run in 6.0 innings in the Red Sox' 4-1 victory.
- Ⓒ Placed on the D.L. on August 24 after undergoing treatment, was pronounced cancer-free in December 2006.

MINOR LEAGUE REVIEW

- Ⓒ In **2006**, he began the season with Pawtucket and made the jump to the majors after only 11 Triple-A starts.
- Ⓒ In **2005**, he led the Eastern League with a 2.61 ERA and 163 strikeouts for Double-A Portland, earning league Pitcher of the Year and Red Sox Minor League Pitcher of the Year honors ... selected to the Eastern League's year-end All-Star team and the year-end Topps Double-A All-Star squad ... named a mid-season league All-Star ... named Red Sox Minor League Pitcher of the Month in June and July.
- Ⓒ In **2004**, he spent almost the entire year with Single-A Sarasota and also made one start for Rookie-level Gulf Coast League Red Sox.
- Ⓒ In **2003**, he appeared in 24 games (21 starts) for Single-A Augusta ... was named Red Sox Minor League Pitcher of the Month in April.
- Ⓒ In **2002**, he started only one game in his first pro season, taking the loss on August 23 vs. Gulf Coast League Rangers.

CAREER STATISTICS

| YEAR | TEAM | W-L | ERA | G | GS | CG | SHO | SV | IP | H | R | ER | HR | HB | BB | SO | WP | BK |
|-------------------------------|----------------|---------------|-------------|------------|------------|-----------|-----------|----------|---------------|-------------|------------|------------|------------|-----------|------------|-------------|-----------|----------|
| 2002 | Red Sox-R | 0-1 | 13.50 | 1 | 1 | 0 | 0 | 0 | 0.2 | 5 | 6 | 1 | 0 | 0 | 1 | 1 | 0 | 0 |
| 2003 | Augusta-A | 6-9 | 3.65 | 24 | 21 | 0 | 0 | 0 | 106.0 | 102 | 54 | 43 | 7 | 8 | 44 | 71 | 2 | 0 |
| 2004 | Red Sox-R | 0-0 | 0.00 | 1 | 1 | 0 | 0 | 0 | 1.0 | 0 | 0 | 0 | 0 | 0 | 2 | 1 | 1 | 0 |
| | Sarasota-A | 7-6 | 4.28 | 21 | 20 | 0 | 0 | 0 | 90.1 | 82 | 46 | 43 | 2 | 3 | 37 | 97 | 1 | 1 |
| 2005 | Portland-AA | 11-6 | 2.61 | 26 | 26 | 3 | 1 | 0 | 148.1 | 114 | 52 | 43 | 10 | 4 | 57 | 163 | 10 | 1 |
| 2006 | Pawtucket-AAA | 3-4 | 2.70 | 11 | 11 | 0 | 0 | 0 | 46.2 | 43 | 17 | 14 | 5 | 0 | 25 | 43 | 0 | 0 |
| | Boston | 7-2 | 4.76 | 15 | 15 | 0 | 0 | 0 | 81.1 | 91 | 43 | 43 | 7 | 5 | 43 | 60 | 5 | 0 |
| 2007 | Greenville-A# | 0-0 | 2.08 | 3 | 3 | 0 | 0 | 0 | 13.0 | 11 | 3 | 3 | 2 | 0 | 2 | 15 | 0 | 0 |
| | Portland-AA | 1-0 | 1.50 | 1 | 1 | 0 | 0 | 0 | 6.0 | 5 | 1 | 1 | 0 | 0 | 4 | 4 | 0 | 0 |
| | Pawtucket-AAA# | 4-5 | 3.89 | 14 | 14 | 2 | 0 | 0 | 71.2 | 67 | 32 | 31 | 4 | 3 | 31 | 51 | 4 | 0 |
| | Boston | 4-0 | 4.57 | 12 | 11 | 0 | 0 | 0 | 63.0 | 61 | 33 | 32 | 10 | 1 | 31 | 50 | 1 | 0 |
| 2008 | Boston | 16-6 | 3.21 | 33 | 33 | 2 | *2 | 0 | 210.1 | 202 | 78 | 75 | 14 | 10 | 66 | 152 | 3 | 1 |
| 2009 | Boston | 15-8 | 3.41 | 32 | 32 | 2 | 0 | 0 | 203.1 | 186 | 80 | 77 | 20 | 3 | 64 | 225 | 6 | 0 |
| 2010 | Boston | 19-9 | 3.25 | 32 | 32 | 2 | 0 | 0 | 208.0 | 167 | 81 | 75 | 14 | 10 | 83 | 225 | 6 | 0 |
| 2011 | Boston | 15-9 | 3.47 | 31 | 31 | 0 | 0 | 0 | 191.2 | 166 | 77 | 74 | 20 | 11 | 75 | 182 | 4 | 0 |
| 2012 | Boston | 9-14 | 4.82 | 33 | 33 | 3 | 0 | 0 | 205.1 | 216 | 117 | 110 | 25 | 4 | 68 | 166 | 6 | 0 |
| 2013 | Boston | 15-8 | 3.75 | 33 | 33 | 1 | 1 | 0 | 213.1 | 209 | 94 | 89 | 19 | 7 | 67 | 177 | 5 | 0 |
| 2014 | Boston | 10-7 | 2.52 | 21 | 21 | 0 | 0 | 0 | 143.0 | 128 | 52 | 40 | 9 | 4 | 32 | 149 | 2 | 0 |
| | Oakland | 6-4 | 2.35 | 11 | 11 | 1 | 1 | 0 | 76.2 | 66 | 24 | 20 | 7 | 1 | 16 | 71 | 1 | 0 |
| 2015 | CUBS | 11-12 | 3.34 | 32 | 32 | 1 | 0 | 0 | 205.0 | 183 | 83 | 76 | 16 | 7 | 47 | 207 | 8 | 0 |
| 2016 | CUBS | 19-5 | 2.44 | 32 | 32 | 2 | 0 | 0 | 202.2 | 154 | 57 | 55 | 21 | 6 | 52 | 197 | 4 | 0 |
| 2017 | CUBS | 13-8 | 4.33 | 32 | 32 | 1 | 0 | 0 | 180.2 | 179 | 101 | 87 | 26 | 4 | 60 | 180 | 3 | 0 |
| MAJOR LEAGUE TOTALS | | 159-92 | 3.51 | 349 | 348 | 15 | 4 | 0 | 2184.1 | 2008 | 920 | 853 | 208 | 73 | 704 | 2041 | 54 | 1 |
| AMERICAN LEAGUE TOTALS | | 116-67 | 3.58 | 253 | 252 | 11 | 4 | 0 | 1596.0 | 1492 | 679 | 635 | 145 | 56 | 545 | 1457 | 39 | 1 |
| NATIONAL LEAGUE TOTALS | | 43-25 | 3.33 | 96 | 96 | 4 | 0 | 0 | 588.1 | 516 | 241 | 218 | 63 | 17 | 159 | 584 | 15 | 0 |
| MINOR LEAGUE TOTALS | | 32-31 | 3.33 | 102 | 98 | 5 | 1 | 0 | 483.2 | 429 | 211 | 179 | 30 | 18 | 203 | 446 | 18 | 2 |

*Led League ... +Tied for League Lead ... #Injury Rehabilitation Assignment

LAST MAJOR LEAGUE COMPLETE GAME: 5/23/17 vs. San Francisco (W, 4-1) ... LAST MAJOR LEAGUE SHUTOUT: 8/7/14 vs. Minnesota (W, 3-0)

| YEAR | AVG | AB | R | H | 2B | 3B | HR | RBI | SH | SF | HP | BB | SO | SB | CS | PCT | G | PO | A | E | TC | DP |
|--------------------|-------------|------------|-----------|-----------|----------|----------|----------|-----------|-----------|----------|----------|-----------|-----------|----------|----------|-------------|------------|------------|------------|-----------|------------|-----------|
| 2017 | .148 | 54 | 5 | 8 | 3 | 0 | 1 | 6 | 6 | 1 | 0 | 4 | 26 | 1 | 0 | 1.000 | 32 | 14 | 23 | 0 | 37 | 1 |
| M.L. TOTALS | .085 | 211 | 14 | 18 | 6 | 0 | 1 | 13 | 27 | 2 | 0 | 14 | 96 | 1 | 0 | .951 | 349 | 122 | 226 | 18 | 366 | 16 |

LAST HIT: 9/7/17 at Pittsburgh (double off Jameson Taillon) ... number of at-bats since then – 8

MOST HITS: 2 – 8/1/17 vs. Arizona ... HOME RUNS: 1 – 8/1/17 vs. Arizona (Patrick Corbin)

WALK-OFF RBI: 1 – 7/31/16 vs. Seattle (sacrifice bunt)

30 IS THE MAGIC NUMBER

The Cubs have had four starting pitchers make 30 or more starts in a season just six times since 1901, including in 2015 and 2016 when Jake Arrieta, Jon Lester, Kyle Hendricks and Jason Hammel all reached the 30-start plateau. The Cubs have made the playoffs each of the last four seasons in which they have had four pitchers make 30 starts, as they also accomplished the feat in 2003 and 2007. The club also had four starters reach 30 starts in 1975 and 1977.

WILD CARD STATISTICS

| YEAR | TEAM/OPP | W-L | ERA | G | GS | CG | SHO | SV | IP | H | R | ER | HR | HB | BB | SO | WP | BK |
|------|------------|-----|------|---|----|----|-----|----|-----|---|---|----|----|----|----|----|----|----|
| 2014 | OAK vs. KC | 0-0 | 7.36 | 1 | 1 | 0 | 0 | 0 | 7.1 | 8 | 6 | 6 | 0 | 0 | 2 | 5 | 0 | 0 |

DIVISION SERIES STATISTICS

| YEAR | TEAM/OPP | W-L | ERA | G | GS | CG | SHO | SV | IP | H | R | ER | HR | HB | BB | SO | WP | BK |
|-------------------------------|-------------|------------|-------------|----------|----------|----------|----------|----------|-------------|-----------|-----------|-----------|----------|----------|-----------|-----------|----------|----------|
| 2008 | BOS vs. LAA | 1-0 | 0.00 | 2 | 2 | 0 | 0 | 0 | 14.0 | 10 | 1 | 0 | 0 | 0 | 3 | 11 | 0 | 0 |
| 2009 | BOS vs. LAA | 0-1 | 4.50 | 1 | 1 | 0 | 0 | 0 | 6.0 | 4 | 3 | 3 | 1 | 0 | 4 | 5 | 0 | 0 |
| 2013 | BOS vs. TB | 1-0 | 2.35 | 1 | 1 | 0 | 0 | 0 | 7.2 | 3 | 2 | 2 | 2 | 0 | 3 | 7 | 0 | 0 |
| 2015 | CHI vs. STL | 0-1 | 3.68 | 1 | 1 | 0 | 0 | 0 | 7.1 | 5 | 3 | 3 | 1 | 0 | 1 | 9 | 2 | 0 |
| 2016 | CHI vs. SF | 1-0 | 0.00 | 1 | 1 | 0 | 0 | 0 | 8.0 | 5 | 0 | 0 | 0 | 0 | 0 | 5 | 0 | 0 |
| 2017 | CHI vs. WSH | 0-0 | 1.86 | 2 | 1 | 0 | 0 | 0 | 9.2 | 3 | 2 | 2 | 1 | 0 | 3 | 5 | 1 | 0 |
| DIVISION SERIES TOTALS | | 3-2 | 1.71 | 8 | 7 | 0 | 0 | 0 | 52.2 | 30 | 11 | 10 | 5 | 0 | 14 | 42 | 3 | 0 |

LEAGUE CHAMPIONSHIP SERIES STATISTICS

| YEAR | TEAM/OPP | W-L | ERA | G | GS | CG | SHO | SV | IP | H | R | ER | HR | HB | BB | SO | WP | BK |
|-------------------|-------------|------------|-------------|-----------|----------|----------|----------|----------|-------------|-----------|-----------|-----------|----------|----------|-----------|-----------|----------|----------|
| 2007 | BOS vs. CLE | 0-0 | 4.91 | 2 | 0 | 0 | 0 | 0 | 3.2 | 3 | 2 | 2 | 1 | 0 | 1 | 5 | 0 | 0 |
| 2008 | BOS vs. TB | 0-2 | 4.97 | 2 | 2 | 0 | 0 | 0 | 12.2 | 14 | 8 | 7 | 3 | 0 | 2 | 15 | 0 | 0 |
| 2013 | BOS vs. DET | 1-1 | 2.31 | 2 | 2 | 0 | 0 | 0 | 11.2 | 13 | 3 | 3 | 0 | 2 | 4 | 7 | 0 | 0 |
| 2015 | CHI vs. NYM | 0-1 | 5.40 | 1 | 1 | 0 | 0 | 0 | 6.2 | 8 | 4 | 4 | 2 | 0 | 1 | 5 | 0 | 0 |
| 2016 | CHI vs. LAD | 1-0 | 1.38 | 2 | 2 | 0 | 0 | 0 | 13.0 | 9 | 2 | 2 | 1 | 0 | 2 | 9 | 0 | 0 |
| 2017 | CHI vs. LAD | 0-0 | 1.93 | 1 | 1 | 0 | 0 | 0 | 4.2 | 3 | 1 | 1 | 0 | 0 | 5 | 2 | 0 | 0 |
| LCS TOTALS | | 2-4 | 3.27 | 10 | 8 | 0 | 0 | 0 | 52.1 | 50 | 20 | 19 | 7 | 2 | 15 | 43 | 0 | 0 |

WORLD SERIES STATISTICS

| YEAR | TEAM/OPP | W-L | ERA | G | GS | CG | SHO | SV | IP | H | R | ER | HR | HB | BB | SO | WP | BK |
|----------------------------|-------------|------------|-------------|----------|----------|----------|----------|----------|-------------|-----------|----------|----------|----------|----------|----------|-----------|----------|----------|
| 2007 | BOS vs. COL | 1-0 | 0.00 | 1 | 1 | 0 | 0 | 0 | 5.2 | 3 | 0 | 0 | 0 | 0 | 3 | 3 | 0 | 0 |
| 2013 | BOS vs. STL | 2-0 | 0.59 | 2 | 2 | 0 | 0 | 0 | 15.1 | 9 | 1 | 1 | 1 | 0 | 1 | 15 | 0 | 0 |
| 2016 | CHI vs. CLE | 1-1 | 3.68 | 3 | 2 | 0 | 0 | 0 | 14.2 | 13 | 7 | 6 | 2 | 1 | 4 | 16 | 1 | 0 |
| WORLD SERIES TOTALS | | 4-1 | 1.77 | 6 | 5 | 0 | 0 | 0 | 35.2 | 25 | 8 | 7 | 3 | 1 | 8 | 34 | 1 | 0 |

ALL-STAR GAME STATISTICS

| YEAR | TEAM/SITE | W-L | ERA | G | GS | CG | SHO | SV | IP | H | R | ER | HR | HB | BB | SO | WP | BK |
|------------------------|-----------|------------|-------------|----------|----------|----------|----------|----------|------------|----------|----------|----------|----------|----------|----------|----------|----------|----------|
| 2010 | A.L./LAA | 0-0 | 0.00 | 1 | 0 | 0 | 0 | 0 | 1.0 | 0 | 0 | 0 | 0 | 0 | 0 | 0 | 0 | 0 |
| 2011 | A.L./ARI | | | | | | | | | | | | | | | | | |
| | | | | | | | | | | | | | | | | | | |
| 2014 | A.L./MIN | 0-0 | 18.00 | 1 | 0 | 0 | 0 | 0 | 1.0 | 3 | 2 | 2 | 0 | 0 | 0 | 0 | 0 | 0 |
| 2016 | N.L./SD | 0-0 | 0.00 | 1 | 0 | 0 | 0 | 0 | 0.2 | 0 | 0 | 0 | 0 | 0 | 1 | 0 | 0 | 0 |
| ALL-STAR TOTALS | | 0-0 | 6.75 | 3 | 0 | 0 | 0 | 0 | 2.2 | 3 | 2 | 2 | 0 | 0 | 1 | 0 | 0 | 0 |

CAREER TRANSACTIONS

- 2002:** Selected by the Boston Red Sox in second round of 2002 draft (scout: Gary Rajsich)
- 2006:** On disabled list 8/24-11/6 ... anaplastic large cell lymphoma
- 2007:** On disabled list 3/23-6/11 ... anaplastic large cell lymphoma ... included injury rehab assignment to Greenville (4/5-25), Pawtucket (4/25-5/3, 5/19-6/11)
- 2011:** On disabled list 7/6-25 ... left latissimus strain
- 2014:** Traded to Oakland 7/31 with OF Jonny Gomes and cash considerations for OF Yoenis Céspedes and a 2015 competitive balance draft pick
- 2014:** Elected free agency 10/30
- 2014:** Signed a six-year major league contract with a vesting option for 2021 with Cubs 12/15
- 2017:** On disabled list 8/18-9/2 ... left lat tightness/general shoulder fatigue

SEING DOUBLE

Since the advent of divisional play in 1969, the Cubs have only had one instance in which starting pitchers struck out 10 batters in three straight games. From May 11-13, 1969, Ken Holtzman (vs. San Francisco), Fergie Jenkins (vs. San Diego) and Dick Selma (vs. San Diego) all went the distance – and struck out 10 batters apiece – in consecutive Wrigley Field affairs.

36 DILLON MAPLES RHP

BATS: RIGHT THROWS: RIGHT HEIGHT: 6'2" WEIGHT: 230 MLS: 0+31



FULL NAME: Dillon Sean Maples
OPENING DAY AGE: 25, turns 26 on May 9
CONTRACT STATUS: Signed thru 2018
SIGNED BY: Billy Swoope
HOW ACQUIRED: Selected in 14th round of 2011 draft

BORN: 5/9/92 in Sanford, NC
RESIDES: West End, NC
FAMILY: Single



FACTS AND INFORMATION

Dillon made his major league debut as a September call-up with the Cubs in 2017 ... selected by Chicago in the 14th round of the 2011 Draft, he is in his seventh professional season.

- Ⓢ Pitched six games for the Cubs after beginning 2017 with Single-A Myrtle Beach ... promoted to Double-A Tennessee in early June then promoted to Triple-A Iowa following the league's All-Star Break.
- Ⓢ Is 13-17 with 24 saves and a 4.54 ERA (124 ER/245.2 IP) in 135 career minor league games (30 starts).
- Ⓢ Graduated from Pinecrest High School in Southern Pines, N.C. ... was the Gatorade North Carolina High School Player of the Year in 2011.
- Ⓢ Was a member of the USA Baseball 18-and-under National Team in 2010.

YEAR-BY-YEAR REVIEW

2017

Dillon made his major league debut as a September call-up for Chicago after beginning the year with Single-A Myrtle Beach ... combined to go 6-3 with 13 saves and a 2.27 ERA (16 ER/63.1 IP) in 52 relief appearances between Myrtle Beach, Double-A Tennessee and Triple-A Iowa.

- Ⓢ Had no record with a 10.13 ERA (6 ER/5.1 IP) in six relief appearances with the Cubs ... did not allow a run in his final three outings (3.0 IP).
- Ⓢ Recorded 11 strikeouts in 5.1 major league innings ... walked six and did not allow a home run.
- Ⓢ Made his major league debut, September 3 vs. Atlanta ... tossed a scoreless inning of relief.
- Ⓢ In his 52 minor league outings, struck out 100 in 63.1 innings, good for an average of 14.2 strikeouts per 9.0 innings.
- Ⓢ In 21 outings with Myrtle Beach to begin the year, pitched to a 2.01 ERA (7 ER/31.1 IP) and held opponents to a .188 average and .289 OBP.
- Ⓢ Was 1-1 with six saves and a 3.29 ERA (5 ER/13.2 IP) in 14 games with Tennessee ... finished his minor league season with a 1.96 ERA (4 ER/18.1 IP) and four saves in 17 games with Iowa.

2016

Made 28 relief appearances between Single-A Myrtle Beach and Single-A South Bend, going 1-3 with nine saves and a 4.22 ERA (15 ER/32.0 IP) ... struck out 23 and walked 17, allowing just one home run ... missed time due to a strained oblique.

- Ⓢ Landed on the disabled list following his first relief appearance of the season with Myrtle Beach, April 8 ... returned to action in late May, going 0-1 with a 6.75 ERA (5 ER/6.2 IP) in eight relief appearances.
- Ⓢ Transferred to South Bend at the start of July and went on to go 1-2 with nine saves and a 3.24 ERA (9 ER/25.0 IP) in 19 games ... held opponents to a .198 average, walked 10 and struck out 17.

2015

Spent a majority of the season with Single-A South Bend, going 1-1 with one save and a 4.15 ERA (14 ER/30.1 IP) in 15 relief outings ... started the year at Eugene, going 0-1 with a 7.20 ERA (4 ER/5.0 IP) in three games.

2014

Made 10 starts between Rookie League Mesa and Single-A Boise, finishing 0-4 with a 9.00 ERA (28 ER/28.0 IP) ... began the season on the disabled list with a right ribcage fracture ... was reinstated, July 31.

2013

In his first full pro season, he appeared in 21 games (16 starts) with Single-A Kane County and Single-A Boise ... went a combined 5-4 with a 4.93 ERA (42 ER/76.2 IP), including 5-2 with a 2.14 ERA (10 ER/42.0 IP) in 10 games (nine starts) with Boise.

2012

Appeared in six games (four starts) in his first pro action with Mesa ... went 0-1 with a 4.35 ERA (5 ER/10.1 IP) ... was on Mesa's disabled list from June 19-July 27 with a right elbow strain.

CAREER HIGHS

MOST STRIKEOUTS

3 (2x) – last, 9/28/17 @ STL

LONGEST RELIEF APPEARANCE

1.0 IP (5x) – last, 10/1/17 vs. CIN

MOST HITS ALLOWED

3 – 9/4/17 @ PIT

MOST RUNS ALLOWED

5 – 9/4/17 @ PIT

MOST WALKS ALLOWED

2 – 9/4/17 @ PIT

CONSECUTIVE SCORELESS IP

3.0 IP – 9/20/17-current

CAREER STATISTICS

| YEAR | TEAM | W-L | ERA | G | GS | CG | SHO | SV | IP | H | R | ER | HR | HB | BB | SO | WP | BK |
|----------------------------|----------------|--------------|--------------|------------|-----------|----------|----------|-----------|--------------|------------|------------|------------|----------|-----------|------------|------------|-----------|----------|
| 2012 | Mesa-R | 0-1 | 4.35 | 6 | 4 | 0 | 0 | 0 | 10.1 | 6 | 7 | 5 | 0 | 3 | 10 | 12 | 6 | 0 |
| 2013 | Kane County-A | 0-2 | 8.31 | 11 | 7 | 0 | 0 | 1 | 34.2 | 33 | 37 | 32 | 1 | 7 | 31 | 34 | 7 | 0 |
| | Boise-A | 5-2 | 2.14 | 10 | 9 | 0 | 0 | 0 | 42.0 | 37 | 16 | 10 | 0 | 8 | 19 | 41 | 7 | 0 |
| 2014 | Mesa-R | 0-2 | 3.48 | 4 | 4 | 0 | 0 | 0 | 10.1 | 6 | 5 | 4 | 0 | 3 | 6 | 10 | 4 | 0 |
| | Boise-A | 0-2 | 12.23 | 6 | 6 | 0 | 0 | 0 | 17.2 | 29 | 30 | 24 | 0 | 4 | 20 | 13 | 11 | 0 |
| 2015 | Eugene-A | 0-1 | 7.20 | 3 | 0 | 0 | 0 | 0 | 5.0 | 7 | 9 | 4 | 0 | 2 | 1 | 8 | 1 | 0 |
| | South Bend-A | 1-1 | 4.15 | 15 | 0 | 0 | 0 | 1 | 30.1 | 28 | 16 | 14 | 2 | 4 | 12 | 19 | 4 | 0 |
| 2016 | Myrtle Beach-A | 0-1 | 7.71 | 9 | 0 | 0 | 0 | 0 | 7.0 | 9 | 7 | 6 | 0 | 2 | 7 | 6 | 4 | 0 |
| | South Bend-A | 1-2 | 3.24 | 19 | 0 | 0 | 0 | 9 | 25.0 | 18 | 10 | 9 | 1 | 2 | 10 | 17 | 3 | 0 |
| 2017 | Myrtle Beach-A | 4-0 | 2.01 | 21 | 0 | 0 | 0 | 3 | 31.1 | 21 | 7 | 7 | 2 | 1 | 15 | 44 | 4 | 1 |
| | Tennessee-AA | 1-1 | 3.29 | 14 | 0 | 0 | 0 | 6 | 13.2 | 11 | 5 | 5 | 0 | 1 | 11 | 28 | 2 | 0 |
| | Iowa-AAA | 1-2 | 1.96 | 17 | 0 | 0 | 0 | 4 | 18.1 | 12 | 7 | 4 | 1 | 4 | 11 | 28 | 1 | 0 |
| | CUBS | 0-0 | 10.13 | 6 | 0 | 0 | 0 | 0 | 5.1 | 6 | 6 | 6 | 0 | 0 | 6 | 11 | 1 | 0 |
| MINOR LEAGUE TOTALS | | 13-17 | 4.54 | 135 | 30 | 0 | 0 | 24 | 245.2 | 217 | 156 | 124 | 7 | 41 | 153 | 260 | 54 | 1 |

CAREER TRANSACTIONS

2011: Selected by Cubs in 14th round of draft (scout: Billy Swoope)

MILESTONE VICTORIES IN FRANCHISE HISTORY

| All-Time Win No. | Opp. | Date | Score |
|------------------|----------------|------------------------|----------|
| No. 1 | @ Louisville | April 25, 1876 | 4-0 |
| No. 1,000 | @ Brooklyn | September 9, 1891 | 4-2 |
| No. 2,000 | Brooklyn | September 27, 1905 | 7-2 |
| No. 2,500 | @ Boston | August 13, 1910 (2) | 11-2 |
| No. 3,000 | New York | July 20, 1916 | 1-0 (10) |
| No. 4,000 | St. Louis | June 18, 1929 | 13-6 |
| No. 5,000 | Brooklyn | July 19, 1940 | 11-4 |
| No. 6,000 | Philadelphia | July 25, 1954 (2) | 2-1 |
| No. 7,000 | @ Philadelphia | September 13, 1968 (2) | 9-1 |
| No. 8,000 | @ Houston | May 14, 1982 | 6-3 |
| No. 9,000 | @ Colorado | May 23, 1995 | 7-6 |
| No. 10,000 | @ Colorado | April 23, 2008 | 7-6 (10) |



60 CORY MAZZONI RHP

BATS: RIGHT THROWS: RIGHT HEIGHT: 6'1" WEIGHT: 210 MLS: 0+76



FULL NAME: Cory Mitchell Mazzoni
OPENING DAY AGE: 28
CONTRACT STATUS: Signed thru 2018
SIGNED BY: Martin McPhail (Mets)
HOW ACQUIRED: Claimed off waivers from San Diego 11/6/17

BORN: 10/19/89 in Evans City, PA
RESIDES: Evans City, PA
FAMILY: Single



FACTS AND INFORMATION

Cory was claimed off waivers from San Diego, November 6, 2017, and is in his first season in the Cubs system ... made his major league debut in 2015 with the Padres and has appeared in 14 major league games.

- © Owns a 27-15 record with a 3.79 ERA (154 ER/366.0 IP) in 116 minor league contests, including 53 starts, across seven minor league seasons.
- © Posted no record with a 17.28 ERA (32 ER/16.2 IP) in his 14 relief outings with San Diego.
- © Originally drafted by the Mets in the second round of the 2011 draft out of North Carolina State University ... graduated from Seneca Valley High School (Pa.).

YEAR-BY-YEAR REVIEW

2017

Cory spent the majority of the season on the minor league disabled list ... made his season debut, June 30, and appeared in 23 minor league contests, going 2-0 with a 0.59 ERA (2 ER/30.1 IP) between the Rookie League Padres (rehab assignment) and Triple-A El Paso.

- © Was selected to San Diego, September 12, and made six relief outings ... allowed 12 earned runs in 8.0 innings.
- © Closed the season with two-straight scoreless outings (2.0 IP), September 26-29.
- © Was placed on the minor league disabled list, April 6, with a right shoulder injury ... activated, July 24, after rehab outings in the Arizona League.
- © Did not allow a run in 22 of his 23 minor league outings ... posted a 0.89 ERA (2 ER/20.1 IP) in 14 relief outings with Triple-A El Paso.

2016

Cory missed nearly the entire season with a right labrum injury which required surgery ... appeared in two games with Triple-A El Paso prior to going on the disabled list, allowing one unearned run in 1.1 innings.

2015

Made his major league debut for San Diego in five stints with the club ... appeared in eight games, posting a 20.77 ERA (20 ER/8.2 IP) ... spent the rest of the season with Triple-A El Paso, going 1-3 with a 3.97 ERA (15 ER/34.0 IP) in 26 relief outings.

- © Recalled April 26 for his first career call-up and made his major league debut the next day vs. Houston ... after multiple recalls and options, he was recalled for the final time September 4 and was placed on the 60-day disabled list with a strained right shoulder, ending his season.

2014

Began the season on the disabled list after sustaining a right triceps strain during Spring Training ... was activated, June 21 ... all told, was 7-2 with a 4.68 ERA (40 ER/77.0 IP) and 75 strikeouts in 14 starts between the Gulf Coast League Mets, Single-A St. Lucie, Double-A Binghamton and Triple-A Las Vegas.

- © Went 5-1 with a 4.67 ERA (27 ER/52.0 IP) in nine starts with Triple-A Las Vegas, July 18-August 29.

2013

Appeared in 13 games, 12 starts, for Double-A Binghamton before having his season cut short due to surgery to repair a torn meniscus in his right knee ... underwent arthroscopic surgery on his right knee, August 2, making his final start of the season on July 3.

- © Went 5-3 with a 4.36 ERA (32 ER/66.0 IP) in 13 games with Binghamton ... struck out 74 while walking 19.

2012

Went a combined 10-6 with a 3.93 ERA (63 ER/144.1 IP) and 104 strikeouts against 36 walks over 26 starts between Single-A St. Lucie and Double-A Binghamton ... began the year with St. Lucie, posting a 3.25 ERA (23 ER/63.2 IP) through 12 starts before earning a promotion to Binghamton, June 20.

- © Named a Florida State League Mid-Season All-Star for St. Lucie.

2011

Made his professional debut with 12 games, one start, between Single-A Brooklyn and St. Lucie, posting a combined 1.38 ERA (2 ER/13.0 IP) with 18 strikeouts against three walks.

CAREER HIGHS

MOST STRIKEOUTS

2 (4x) – last, 9/25/17 @ LAD

LONGEST RELIEF APPEARANCE

2.0 IP – 5/28/15 vs. PIT

MOST HITS ALLOWED

8 – 6/17/15 @ OAK

MOST RUNS ALLOWED

7 – 6/17/15 @ OAK

MOST HOMERS ALLOWED

2 – 9/12/17 @ MIN

CONSECUTIVE SCORELESS IP

3.0 IP (2x) – last, 9/25/17-current

CAREER STATISTICS

| YEAR | TEAM | W-L | ERA | G | GS | CG | SHO | SV | IP | H | R | ER | HR | HB | BB | SO | WP | BK |
|----------------------------|------------------|--------------|--------------|------------|-----------|----------|----------|----------|--------------|------------|------------|------------|-----------|-----------|-----------|------------|-----------|----------|
| 2011 | Brooklyn-A | 1-0 | 0.00 | 6 | 1 | 0 | 0 | 0 | 6.0 | 5 | 0 | 0 | 0 | 2 | 2 | 10 | 0 | 0 |
| | St. Lucie-A | 1-1 | 2.57 | 6 | 0 | 0 | 0 | 0 | 7.0 | 7 | 4 | 2 | 1 | 0 | 1 | 8 | 1 | 0 |
| 2012 | St. Lucie-A | 5-1 | 3.25 | 12 | 12 | 0 | 0 | 0 | 63.2 | 64 | 28 | 23 | 3 | 1 | 16 | 48 | 4 | 2 |
| | Binghamton-AA | 5-5 | 4.46 | 14 | 14 | 2 | 1 | 0 | 80.2 | 90 | 45 | 40 | 9 | 2 | 20 | 56 | 4 | 2 |
| 2013 | Binghamton-AA | 5-3 | 4.36 | 13 | 12 | 0 | 0 | 0 | 66.0 | 70 | 43 | 32 | 4 | 2 | 19 | 74 | 2 | 1 |
| 2014 | GCL Mets-R | 0-1 | 4.50 | 1 | 1 | 0 | 0 | 0 | 4.0 | 5 | 2 | 2 | 0 | 0 | 1 | 7 | 1 | 0 |
| | St. Lucie-A | 0-0 | 5.00 | 2 | 2 | 0 | 0 | 0 | 9.0 | 11 | 5 | 5 | 0 | 0 | 3 | 9 | 1 | 0 |
| | Binghamton-AA | 2-0 | 4.50 | 2 | 2 | 0 | 0 | 0 | 12.0 | 10 | 6 | 6 | 0 | 0 | 4 | 10 | 0 | 0 |
| | Las Vegas-AAA | 5-1 | 4.67 | 9 | 9 | 0 | 0 | 0 | 52.0 | 54 | 29 | 27 | 6 | 3 | 12 | 49 | 0 | 0 |
| 2015 | El Paso-AAA | 1-3 | 3.97 | 26 | 0 | 0 | 0 | 5 | 34.0 | 25 | 17 | 15 | 0 | 0 | 12 | 46 | 1 | 1 |
| | San Diego | 0-0 | 20.77 | 8 | 0 | 0 | 0 | 0 | 8.2 | 23 | 22 | 20 | 2 | 0 | 5 | 8 | 0 | 0 |
| 2016 | El Paso-AAA | 0-0 | 0.00 | 2 | 0 | 0 | 0 | 1 | 1.1 | 1 | 1 | 0 | 0 | 0 | 1 | 0 | 0 | 0 |
| 2017 | AZL Padres 1-R | 1-0 | 0.00 | 7 | 0 | 0 | 0 | 0 | 8.0 | 7 | 0 | 0 | 0 | 0 | 0 | 15 | 1 | 0 |
| | AZL Padres 2-R | 0-0 | 0.00 | 2 | 0 | 0 | 0 | 0 | 2.0 | 0 | 0 | 0 | 0 | 0 | 0 | 2 | 0 | 0 |
| | El Paso-AAA | 1-0 | 0.89 | 14 | 0 | 0 | 0 | 1 | 20.1 | 18 | 2 | 2 | 0 | 0 | 3 | 31 | 1 | 0 |
| | San Diego | 0-0 | 13.50 | 6 | 0 | 0 | 0 | 0 | 8.0 | 17 | 16 | 12 | 5 | 1 | 4 | 4 | 0 | 0 |
| MAJOR LEAGUE TOTALS | | 0-0 | 17.28 | 14 | 0 | 0 | 0 | 0 | 16.2 | 40 | 38 | 32 | 7 | 1 | 9 | 12 | 0 | 0 |
| MINOR LEAGUE TOTALS | | 27-15 | 3.79 | 116 | 53 | 2 | 1 | 7 | 366.0 | 367 | 182 | 154 | 23 | 10 | 94 | 365 | 16 | 6 |

IR/RS: 2017 - 4/3 ... Career - 4/3

| YEAR | AVG | AB | R | H | 2B | 3B | HR | RBI | SH | SF | HP | BB | SO | SB | CS | PCT | G | PO | A | E | TC | DP |
|--------------------|-------------|----------|----------|----------|----------|----------|----------|----------|----------|----------|----------|----------|----------|----------|----------|-------------|-----------|----------|----------|----------|----------|----------|
| 2017 | .000 | 0 | 0 | 0 | 0 | 0 | 0 | 0 | 0 | 0 | 0 | 0 | 0 | 0 | 0 | .500 | 6 | 0 | 1 | 1 | 2 | 0 |
| M.L. TOTALS | .000 | 0 | 0 | 0 | 0 | 0 | 0 | 0 | 0 | 0 | 0 | 0 | 0 | 0 | 0 | .500 | 14 | 0 | 1 | 1 | 2 | 0 |

CAREER TRANSACTIONS

- 2011:** Selected by New York (N.L.) in the second round of draft (scout: Martin McPhail)
- 2015:** Acquired by San Diego with a PTBNL (P Brad Wieck) 3/30 for P Alex Torres
- 2015:** On disabled list 9/4-11/4 ... right shoulder strain
- 2016:** Released 5/3 ... signed a minor league contract with San Diego 5/8
- 2017:** Claimed off waivers by Cubs 11/6

HOLIDAY AT THE BALLPARK

Here's a breakdown of how the Cubs have fared on holidays during the baseball season:

| Holiday | 2018 Date/Opponent | All-Time Record | Last Win |
|------------------|--|-----------------|-------------------------------------|
| Easter | April 1 at Miami | 19-28 | April 8, 2012 vs. Washington |
| Cinco de Mayo | May 5 at St. Louis | 55-53-2 | May 5, 2016 vs. Washington |
| Mother's Day | May 13 vs. Chicago (A.L.) | 52-69 | May 8, 2016 vs. Washington |
| Friday the 13th | April 13 vs. Atlanta July 13 at San Diego | 50-47 | May 13, 2016 vs. Pittsburgh |
| Memorial Day | May 28 at Pittsburgh | 108-101 | May 30, 2016 vs. Los Angeles (N.L.) |
| Father's Day | June 17 at St. Louis | 29-27 | June 18, 2017 at Pittsburgh |
| Independence Day | July 4 vs. Detroit | 120-98-3 | July 4, 2016 vs. Cincinnati |
| Labor Day | September 3 at Milwaukee | 82-110-4 | September 5, 2016 at Milwaukee |



FULL NAME: Alec Thomas Mills BORN: 11/30/91 in Clarksville, TN
 OPENING DAY AGE: 26 RESIDES: Clarksville, TN
 CONTRACT STATUS: Signed thru 2018 FAMILY: Married — Paige
 SIGNED BY: Sean Gibbs (Kansas City)
 HOW ACQUIRED: From Kansas City 2/8/17 for OF Donnie Dewees



FACTS AND INFORMATION

Alec is in his second season in the Cubs organization after he was acquired from Kansas City, February 8, 2017, for minor league OF Donnie Dewees ... he made his major league debut in 2016, appearing in three games out of the bullpen with the Royals.

- Ⓢ Has gone 21-23 with a complete game and a 3.00 ERA (140 ER/420.1 IP) in 101 games, including 74 starts, in six minor league seasons ... has fanned 397 batters while walking just 90.
- Ⓢ Posted a 13.50 ERA (5 ER/3.1 IP) in three outings in his first major league action in 2016.
- Ⓢ Named a mid-season All-Star in the South Atlantic League (2013), Carolina League (2015) and Texas League (2016) ... also named a MLB.com organization all-star in 2015.
- Ⓢ Originally drafted by Kansas City in the 22nd round of the 2012 Draft.
- Ⓢ Attended the University of Tennessee-Martin, where he set a school record with 30 appearances as a sophomore (2011) ... recorded a 3.94 ERA and 74 strikeouts in 89.0 innings in his junior season.
- Ⓢ Graduated from Montgomery Central High School in Cunningham, Tennessee, in 2009 ... named the school's Male Athlete of the Year all four years of high school.

CAREER HIGHS

MOST STRIKEOUTS
 3 – 9/15/16 vs. OAK
LONGEST RELIEF APPEARANCE
 1.2 IP – 9/15/16 vs. OAK
MOST HITS ALLOWED
 2 – 9/12/16 vs. OAK
MOST RUNS ALLOWED
 4 – 9/12/16 vs. OAK
MOST WALKS ALLOWED
 3 – 9/12/16 vs. OAK

YEAR-BY-YEAR REVIEW

2017

In his first season in the Cubs system, missed a majority of the year on Triple-A Iowa's disabled list ... was on the shelf, April 13-May 12, with a left ankle contusion and then made one start before he landed back on the D.L. with a right forearm strain.

- Ⓢ Was 2-0 with a 3.21 ERA (5 ER/14.0 IP) in three starts with Iowa.
- Ⓢ Pitched in rehab assignments with Rookie League Mesa and Single-A Myrtle Beach, producing a 1.93 ERA (3 ER/14.0 IP) in four starts from August 19-September 3 ... walked two and struck out 13.
- Ⓢ Made four starts for the Mesa Solar Sox in the Arizona Fall League, going 1-2 with a 4.80 ERA (8 ER/15.0 IP) ... walked three and struck out 14.

2016

Alec made his major league debut with the Royals, but spent most of the season in the minors, going a combined 5-5 with a 3.22 ERA (45 ER/125.2 IP) in 24 games, all but one as a starter, with Double-A Northwest Arkansas and Triple-A Omaha.

- Ⓢ Began the season with Northwest Arkansas where he earned mid-season All-Star honors from the Texas League ... went 1-2 with a 2.39 ERA (18 ER/67.2 IP) in 12 starts ... struck out 68 batters and walked just 12.
- Ⓢ Earned his first-career call-up to the majors May 18 and made his major league debut that night vs. Boston ... allowed one run in 0.2 innings and was sent back to Northwest Arkansas the following day ... was promoted to Triple-A Omaha June 16.
- Ⓢ Went 4-3 with a 4.19 ERA (27 ER/58.0 IP) in 12 games (11 starts) with the Storm Chasers ... was placed on the disabled list August 6-16.
- Ⓢ Made two more relief appearances for the Royals in September ... tossed a season-high 1.2-scoreless innings September 15 vs. Oakland.

2015

Named Single-A Wilmington's Pitcher of the Year after going 7-7 with a 3.02 ERA (38 ER/113.1 IP) in 21 starts, including one complete game.

- Ⓢ Selected to the Carolina League All-Star Game, fanning both hitters he faced ... also a two-time Carolina League Pitcher of the Week honoree (June 15, June 22) ... ranked fourth in the league in ERA, strikeouts (111) and seventh in WHIP (1.20) ... his seven wins also tied for 17th.
- Ⓢ Dominated in June, going 3-0 with an 0.99 ERA, recording four walks and 28 strikeouts in five starts.

2014

Split the season between rookie league Idaho Falls and Single-A Lexington, going 4-3 with a 2.35 ERA (15 ER/57.1 IP) in 14 games (13 starts).

- Ⓢ Posted a miniscule 1.18 ERA (5 ER/38.0 IP) in seven starts with Lexington.
- Ⓢ Began the season in June with Idaho Falls after recovering from Tommy John Surgery performed the previous season.

2013

Named a South Atlantic League All-Star in 2013, posting a 2-3 record with a 1.59 ERA (8 ER/45.1 IP) in 18 appearances during the first half with Lexington ... held right-handed hitters to a .162 average (17-for-105)

- Ⓢ Suffered a season-ending elbow injury on June 12 and missed the remainder of the 2013 season after having Tommy John surgery.

2012

Made his professional debut with Idaho Falls, going 1-4 with a 4.62 ERA (26 ER/50.2 IP) and three saves in 17 games (seven starts) ... made his pro debut on June 18, 2012, tossing 1.0 inning of relief for Idaho Falls vs. Orem ... earned his first victory on August 11, also against Orem (6-4), allowing three unearned runs over 6.0 innings

CAREER STATISTICS

| YEAR | TEAM | W-L | ERA | G | GS | CG | SHO | SV | IP | H | R | ER | HR | HB | BB | SO | WP | BK |
|------|----------------------------|--------------|--------------|------------|-----------|----------|----------|----------|--------------|------------|------------|------------|-----------|-----------|-----------|------------|-----------|----------|
| 2012 | Idaho Falls-R | 1-4 | 4.62 | 17 | 7 | 0 | 0 | 3 | 50.2 | 58 | 33 | 26 | 7 | 5 | 17 | 50 | 9 | 0 |
| 2013 | Lexington-A | 2-3 | 1.59 | 18 | 3 | 0 | 0 | 6 | 45.1 | 28 | 11 | 8 | 1 | 2 | 9 | 47 | 5 | 0 |
| 2014 | Idaho Falls-R | 2-2 | 4.66 | 7 | 6 | 0 | 0 | 0 | 19.1 | 20 | 12 | 10 | 0 | 2 | 4 | 14 | 1 | 0 |
| | Lexington-A | 2-1 | 1.18 | 7 | 7 | 0 | 0 | 0 | 38.0 | 25 | 6 | 5 | 0 | 1 | 10 | 33 | 3 | 0 |
| 2015 | Wilmington-A | 7-7 | 3.02 | 21 | 21 | 1 | 0 | 0 | 113.1 | 122 | 42 | 38 | 3 | 3 | 14 | 111 | 6 | 2 |
| 2016 | Northwest Arkansas-AA | 1-2 | 2.39 | 12 | 12 | 0 | 0 | 0 | 67.2 | 57 | 19 | 18 | 2 | 1 | 12 | 68 | 4 | 0 |
| | Kansas City | 0-0 | 13.50 | 3 | 0 | 0 | 0 | 0 | 3.1 | 3 | 5 | 5 | 0 | 1 | 5 | 4 | 0 | 0 |
| | Omaha-AAA | 4-3 | 4.19 | 12 | 11 | 0 | 0 | 0 | 58.0 | 62 | 29 | 27 | 8 | 2 | 19 | 54 | 3 | 1 |
| 2017 | Iowa-AAA | 2-0 | 3.21 | 3 | 3 | 0 | 0 | 0 | 14.0 | 12 | 9 | 5 | 0 | 0 | 3 | 7 | 0 | 1 |
| | Mesa-R | 0-0 | 0.00 | 2 | 2 | 0 | 0 | 0 | 5.0 | 2 | 0 | 0 | 0 | 0 | 1 | 6 | 0 | 0 |
| | Myrtle Beach-A | 0-1 | 3.00 | 2 | 2 | 0 | 0 | 0 | 9.0 | 8 | 3 | 3 | 0 | 1 | 1 | 7 | 0 | 0 |
| | MINOR LEAGUE TOTALS | 21-23 | 3.00 | 101 | 74 | 1 | 0 | 9 | 420.1 | 394 | 164 | 140 | 21 | 17 | 90 | 397 | 31 | 4 |

SV/OPP: Career – 0/0 ... HOLDS: Career – 0 ... IR/IRS: Career – 1/0

| YEAR | AVG | AB | R | H | 2B | 3B | HR | RBI | SH | SF | HP | BB | SO | SB | CS | PCT | G | PO | A | E | TC | DP |
|-------------|------|----|---|---|----|----|----|-----|----|----|----|----|----|----|----|-------|---|----|---|---|----|----|
| M.L. Career | .000 | 0 | 0 | 0 | 0 | 0 | 0 | 0 | 0 | 0 | 0 | 0 | 0 | 0 | 0 | 1.000 | 3 | 1 | 1 | 0 | 2 | 0 |

CAREER TRANSACTIONS

2012: Selected by Kansas City in 22nd round of Draft (scout: Sean Gibbs)

2017: Acquired by Cubs 2/8 for OF Donnie Dewees

MAJOR LEAGUE BALLPARK SENIORITY

Entering 2018, the Cubs have played regular-season contests in 123 different venues – going 63-59-1 in their “first appearances” at those facilities. The Cubs have made 26 ballpark debuts since 2000. The most recent “new” ballparks the Cubs have visited are SunTrust Park in 2017, Yankee Stadium in 2014, Coors Coliseum in 2013 and both Marlins Park and Target Field in 2012. Below is a list of all active major league ballparks ordered by the year they opened:

| Ballpark (Team) | Year Opened |
|--------------------------------------|-------------|
| Fenway Park (Boston) | 1912 |
| Wrigley Field (Cubs) | 1914 |
| Dodger Stadium (Dodgers) | 1962 |
| Angel Stadium (Angels) | 1966 |
| Oakland Coliseum (Oakland) | 1968 |
| Kauffman Stadium (Kansas City) | 1973 |
| Rogers Centre (Toronto) | 1989 |
| U.S. Cellular Field (White Sox) | 1991 |
| Camden Yards (Baltimore) | 1992 |
| Progressive Field (Cleveland) | 1994 |
| Globe Life Park in Arlington (Texas) | 1994 |
| Coors Field (Colorado) | 1995 |
| Tropicana Field (Tampa Bay) | 1998 |
| Chase Field (Arizona) | 1998 |
| Safeco Field (Seattle) | 1999 |

| Ballpark (Team) | Year Opened |
|---------------------------------------|-------------|
| Comerica Park (Detroit) | 2000 |
| Minute Maid Park (Houston) | 2000 |
| AT&T Park (San Francisco) | 2000 |
| Miller Park (Milwaukee) | 2001 |
| PNC Park (Pittsburgh) | 2001 |
| Great American Ball Park (Cincinnati) | 2003 |
| Citizens Bank Park (Philadelphia) | 2004 |
| Petco Park (San Diego) | 2004 |
| Busch Stadium (St. Louis) | 2006 |
| Nationals Park (Washington) | 2008 |
| Yankee Stadium (Yankees) | 2009 |
| Citi Field (Mets) | 2009 |
| Target Field (Minnesota) | 2010 |
| Marlins Park (Miami) | 2012 |
| SunTrust Park (Atlanta) | 2017 |

38 MIKE MONTGOMERY LHP

BATS: LEFT THROWS: LEFT HEIGHT: 6'5" WEIGHT: 215 MLS: 2+89



FULL NAME: Michael Paul Montgomery
OPENING DAY AGE: 28, turns 29 on July 1
CONTRACT STATUS: Signed thru 2018
SIGNED BY: Dan Antiveros (Kansas City)
HOW ACQUIRED: From Seattle with P Jordan Pries 7/20/16 for INF Dan Vogelbach & P Paul Blackburn

BORN: 7/1/89 in Mission Hills, CA
RESIDES: Santa Clarita, CA
FAMILY: Single



FACTS AND INFORMATION

Mike is 15-19 with three saves and a 3.45 ERA (123 ER/320.2 IP) in 109 career games, including 37 starts, with Seattle (2015-16) and the Cubs (2016-17) ... 2018 marks his 11th pro season since being selected in the first round (36th overall) of the 2008 draft by Kansas City.

- Recorded the final out of the 2016 World Series, inducing a Michael Martínez groundout after entering with the tying run on base in the 10th inning ... marked his first-career save in the regular season or postseason.
- Has gone 5-7 with a 2.29 ERA (32 ER/125.2 IP) in 72 appearances out of the bullpen, compared to 10-12 with a 4.20 ERA (91 ER/195.0 IP) in 37 career starts.
- Originally drafted by Kansas City, he was acquired by Tampa Bay, December 9, 2012, in a seven-player trade along with INF Patrick Leonard, OF Wil Myers and RHP Jake Odorizzi for RHP Wade Davis, RHP James Shields and INF Elliot Johnson ... was dealt to Seattle, March 31, 2015 for RHP Erasmo Ramirez.
- Was acquired by the Cubs from Seattle, July 20, 2016, with RHP Jordan Pries for INF Dan Vogelbach and RHP Paul Blackburn.
- Made his major league debut, June 2, 2015, with Seattle vs. the Yankees ... pitched exclusively as a starter in 2015, going 4-6 with a 4.60 ERA (46 ER/90.0 IP) in 16 games.
- Has gone 46-50 with a 4.26 ERA (405 ER/854.2 IP) in 166 minor league games (161 starts).
- Attended Hart High School in Newhall, California and was committed to play at Cal State Fullerton before signing with Kansas City ... played on the same high school team as Indians RHP Trevor Bauer.

MAJOR LEAGUE REVIEW

2017

In his first full season with Chicago, Mike went 7-8 with a 3.38 ERA (49 ER/130.2 IP) in 44 outings (14 starts).

- Went 2-3 with a 2.49 ERA (17 ER/61.1 IP) as a reliever compared to 5-5 with a 4.15 ERA (32 ER/69.1 IP) as a starter ... is just the second Cubs pitcher in the last 25 seasons to start at least 10 games while recording 30 relief outings in a season, joining Carlos Villanueva in 2013 (15 starts, 32 relief appearances).
- Became the first Cubs pitcher since Randy Martz in 1981 to make at least 12 starts and also record three saves as a reliever ... Martz started 14 games and notched six saves.
- Went 6-2 with a 2.95 ERA after the All-Star Break after going 1-6 with a 3.75 ERA in the season's first half ... won a career-best four-straight decisions, July 19-August 28.
- Was inserted into the starting rotation, June 9, after Kyle Hendricks was placed on the disabled list ... made eight starts with the club before moving back into the bullpen following his start, July 19 ... rejoined the rotation from August 23-September 9 and made starts on September 19 and October 1.
- Recorded eight-straight scoreless outings, April 19-May 13 (17.0 IP).
- Notched three saves of at least 3.0 innings, becoming the first Cubs pitcher since Paul Assenmacher in 1990 with at least three nine-out saves.
- Recorded a 4.0-inning save, May 25 vs. San Francisco, allowing just one hit, one walk and no runs in the Cubs' 5-1 win ... was the first 4.0 inning save by a Cubs pitcher without allowing any runs since Kent Bottenfield, July 4, 1997 at Philadelphia.
- Limited batters to a .181 average (19-for-105) with runners in scoring position.
- Opponents hit .196 (9-for-46) in his third time through the lineup, sixth-best in the N.L. among pitchers with at least 50 batters faced in those situations.
- Went 2-0 with a save and a 1.73 ERA (5 ER/26.0 IP) in eight August outings, including two starts.
- Hit his first-career homer, July 19 at the Braves ... earned the win in the Cubs' 8-2 triumph (6.0 IP, 2 H, 1 ER).
- Pitched a season-high 7.0 innings, August 28 vs. Pittsburgh, allowing just one run on six hits in the Cubs' 6-1 victory.
- Tossed six quality starts ... took a no-hitter into the sixth inning before allowing a solo homer, September 19 at Tampa Bay (6.0 IP, H, ER, 6 SO).
- Appeared in five postseason games, allowing nine runs in 4.1 innings.

2016

Mike was acquired by the Cubs, July 20, and went 1-1 with a 2.82 ERA (12 ER/38.1 IP) in 17 games, five as a starter ... went a combined 4-5 with a 2.52 ERA (28 ER/100.0 IP) in 49 games with Seattle and the Cubs.

- Posted a 3.33 ERA (9 ER/24.1 IP) and no record in five starts with the Cubs, while going 1-1 with two holds and a 1.93 ERA (3 ER/14.0 IP) in 12 relief efforts ... did not allow a run in his final nine relief outings (11.1 IP).
- In his first start with the Cubs, August 20 at Colorado, he took a no-hitter into the fifth inning before allowing a solo homer with one out in the fifth.
- On the season, he held lefties to a .183 mark (21-for-115) while righties batted .236 (58-for-246).
- Had a groundball percentage of 60.6, ranking second-highest on the Cubs (min. 10 games pitched).
- Went 3-4 with a 2.34 ERA (16 ER/61.2 IP) in 32 appearances, all but two in relief, with the Mariners ... posted a 1.09 WHIP.
- Threw a season-high 91 pitches, August 26 at the Dodgers ... tossed a season-high 6.1 innings July 10 at Kansas City.
- Recorded his first-career hit and RBI, September 15 vs. Milwaukee.
- Earned the win in Game Four of the NLCS at Los Angeles ... became just the third relief pitcher in LCS history to earn the win and have a hit ... the others: Nolan Ryan (two hits) for the Mets in game three of the 1969 NLCS and Dick Hall (one hit) for the Orioles in game one of the 1970 ALCS ... thanks Elias.
- Pitched 2.0-scoreless innings in Game Two of the World Series, while permitting only two hits and a walk and adding four punchouts ... became the second Cubs reliever to pitch at least 2.0-scoreless frames in a World Series game, joining Pat Malone in Game Three of the 1932 World Series.
- Recorded the final out of the World Series, inducing Michael Martínez into a 5-3 putout, helping the Cubs to their first championship in 108 years ... marked his first-career professional save in the regular season or postseason.
- Tossed 14.1 innings in the postseason, third-most among all relievers ... went 1-1 with a save, two holds and a 3.14 ERA (5 ER/14.1 IP).

CAREER HIGHS

MOST STRIKEOUTS

10 – 6/23/15 vs. KC

LONGEST START

9.0 IP (2x) – last, 6/30/15 @ SD

LONGEST RELIEF APPEARANCE

4.1 IP – 8/17/17 vs. CIN

COMPLETE GAMES / SHUTOUTS

2 – last, 6/30/15 @ SD

MOST HITS ALLOWED

10 – 8/14/15 @ BOS

MOST RUNS ALLOWED

9 – 8/14/15 @ BOS

MOST HOMERS ALLOWED

2 (3x) – last, 8/14/15 @ BOS

MOST WALKS ALLOWED

5 – 7/22/15 @ DET

LONGEST WINNING STREAK

4 G – 7/19-8/28/17

LONGEST LOSING STREAK

4 G – 7/10-8/19/15

CONSECUTIVE SCORELESS IP

20.0 IP – 6/23-7/5/15

2015

Mike made his major league debut with the Mariners and went 4-6 with a 4.60 ERA (46 ER/90.0 IP) in 16 appearances, all as a starter.

- Ⓢ Went 4-2 with a 1.62 ERA (9 ER/50.0 IP) in his first seven starts with Seattle, but 0-4 with a 8.33 ERA (37 ER/40.0 IP) over his final nine starts.
- Ⓢ Held righties to a .246 mark (65-for-264), while lefties hit at a .303 clip (27-for-89).
- Ⓢ Made his major league debut, June 2 vs. the Yankees, recording a no-decision (6.0 IP, 4 H, 1 ER).
- Ⓢ Tossed back-to-back shutouts, June 23 vs. Kansas City and June 30 at San Diego ... marked the seventh time in club history a pitcher has thrown consecutive shutouts, and the first time since Freddy Garcia, July 1 and July 6, 2001 ... he was the first rookie pitcher to throw back-to-back shutouts since Cleveland's Jeremy Sowers in 2006 and the 12th rookie since 1980 with back-to-back shutouts.
- Ⓢ Tossed 20.0-straight scoreless innings, June 23-July 5, the second-longest scoreless streak by a Mariners rookie pitcher (Mark Langston, 21.0 in 1984).
- Ⓢ Recorded the 10th one-hitter in club history, June 30 at San Diego, and the first since Jarrod Washburn on July 6, 2009 vs. Baltimore ... was the 13th one-hit shutout in club history.
- Ⓢ Tossed his first career shutout, June 23 vs. Kansas City (9.0,4,0,0,10), becoming the first lefty in club history to throw a shutout with 10 or more strikeouts without allowing a walk ... became the fourth pitcher in modern history (since 1900) to record a shutout with 10 or more strikeouts and zero walks within his first five career appearances.
- Ⓢ According to the Elias Sports Bureau, became the fourth pitcher over the last 40 years to record a pair of shutouts within the first six starts of a career, joining: Fernando Valenzuela (1981), Orel Hershiser (1984) and Jeremy Sowers (2006).
- Ⓢ Was acquired from Tampa Bay on March 31 for RHP Erasmo Ramirez ... optioned to Triple-A Tacoma where he opened the season.

MINOR LEAGUE REVIEW

- Ⓢ In **2015**, he made 11 starts with Triple-A Tacoma, going 4-3 with a 4.13 ERA (30 ER/65.1 IP) prior to his call-up to Seattle.
- Ⓢ In **2014**, he recorded a career-high 10 wins for Triple-A Durham, the second-most amongst International League southpaws ... went 10-5 with a 4.29 ERA in 25 starts for Durham ... selected to the International League mid-season All-Star team.
- Ⓢ In **2013**, he spent his first season in the Rays organization with Triple-A Durham ... made 19 starts and one relief appearance for Durham despite missing more than a month with left forearm tightness.
- Ⓢ In **2012**, he opened the 2012 season with Triple-A Omaha but was transferred to Double-A Northwest Arkansas on July 13 ... went a combined 5-12 with a 6.07 ERA (101 ER/149.2 IP) in 27 starts.
- Ⓢ In **2011**, he spent the entire 2011 season with Omaha ... ranked third in the Pacific Coast League with 129 strikeouts ... following the season he was rated as the No. 1 prospect in the Royals chain by Baseball America.
- Ⓢ In **2010**, he made a combined 17 starts between Single-A Wilmington and Double-A Northwest Arkansas, going 7-4 with a 2.77 ERA (26 ER/84.1 IP) ... was named a Texas League mid-season All-Star.
- Ⓢ In **2009**, he compiled a 2.21 ERA (27 ER/110.0 IP) in 21 starts between Class-A Burlington and Wilmington ... honored with the Paul Spitttorff Award as the Royals organization's pitcher of the year.
- Ⓢ In **2008**, he made his professional debut with the AZL Royals, posting a 1.69 ERA in 12 appearances (nine starts) ... named the top prospect in the Arizona League by Baseball America.

CAREER STATISTICS

| YEAR | TEAM | W-L | ERA | G | GS | CG | SHO | SV | IP | H | R | ER | HR | HB | BB | SO | WP | BK |
|-------------------------------|-----------------------|--------------|-------------|------------|------------|----------|----------|----------|--------------|------------|------------|------------|-----------|-----------|------------|------------|-----------|----------|
| 2008 | AZL Royals-R | 2-1 | 1.69 | 12 | 9 | 0 | 0 | 0 | 42.2 | 31 | 12 | 8 | 2 | 1 | 12 | 34 | 4 | 0 |
| 2009 | Burlington-A | 2-3 | 2.17 | 12 | 12 | 0 | 0 | 0 | 58.0 | 42 | 19 | 14 | 1 | 2 | 24 | 52 | 4 | 1 |
| | Wilmington-A | 4-1 | 2.25 | 9 | 9 | 0 | 0 | 0 | 52.0 | 38 | 15 | 13 | 0 | 3 | 12 | 46 | 5 | 0 |
| 2010 | Wilmington-A | 2-0 | 1.09 | 4 | 4 | 0 | 0 | 0 | 24.2 | 14 | 5 | 3 | 0 | 0 | 4 | 33 | 2 | 0 |
| | Northwest Arkansas-AA | 5-4 | 3.47 | 13 | 13 | 0 | 0 | 0 | 59.2 | 56 | 31 | 23 | 4 | 4 | 26 | 48 | 9 | 1 |
| | AZL Royals-R | 0-1 | 1.04 | 3 | 3 | 0 | 0 | 0 | 8.2 | 6 | 1 | 1 | 0 | 2 | 1 | 7 | 0 | 0 |
| 2011 | Omaha-AAA | 5-11 | 5.32 | 28 | 27 | 0 | 0 | 0 | 150.2 | 157 | 95 | 89 | 15 | 7 | 69 | 129 | 14 | 1 |
| 2012 | Omaha-AAA | 3-6 | 5.69 | 17 | 17 | 1 | 0 | 0 | 91.2 | 110 | 74 | 58 | 12 | 3 | 43 | 67 | 4 | 1 |
| | Northwest Arkansas-AA | 2-6 | 6.67 | 10 | 10 | 0 | 0 | 0 | 58.0 | 69 | 44 | 43 | 12 | 3 | 21 | 44 | 5 | 0 |
| 2013 | Durham-AAA | 7-8 | 4.72 | 20 | 19 | 1 | 0 | 0 | 108.2 | 111 | 65 | 57 | 9 | 6 | 48 | 77 | 15 | 0 |
| | Charlotte-A | 0-1 | 6.23 | 2 | 2 | 0 | 0 | 0 | 8.2 | 9 | 7 | 6 | 0 | 1 | 3 | 10 | 3 | 0 |
| 2014 | Durham-AAA | 10-5 | 4.29 | 25 | 25 | 0 | 0 | 0 | 126.0 | 117 | 68 | 60 | 9 | 5 | 48 | 98 | 11 | 1 |
| 2015 | Tacoma-AAA | 4-3 | 4.13 | 11 | 11 | 0 | 0 | 0 | 65.1 | 59 | 32 | 30 | 3 | 3 | 19 | 58 | 7 | 0 |
| | Seattle | 4-6 | 4.60 | 16 | 16 | 2 | 2 | 0 | 90.0 | 92 | 49 | 46 | 11 | 4 | 37 | 64 | 10 | 0 |
| 2016 | Seattle | 3-4 | 2.34 | 32 | 2 | 0 | 0 | 0 | 61.2 | 49 | 18 | 16 | 3 | 6 | 18 | 54 | 5 | 0 |
| | CUBS | 1-1 | 2.82 | 17 | 5 | 0 | 0 | 0 | 38.1 | 30 | 15 | 12 | 5 | 4 | 20 | 38 | 5 | 0 |
| 2017 | CUBS | 7-8 | 3.38 | 44 | 14 | 0 | 0 | 3 | 130.2 | 103 | 52 | 49 | 10 | 8 | 55 | 100 | 7 | 0 |
| MAJOR LEAGUE TOTALS | | 15-19 | 3.45 | 109 | 37 | 2 | 2 | 3 | 320.2 | 274 | 134 | 123 | 29 | 22 | 130 | 256 | 27 | 0 |
| AMERICAN LEAGUE TOTALS | | 7-10 | 3.68 | 48 | 18 | 2 | 2 | 0 | 151.2 | 141 | 67 | 62 | 14 | 10 | 55 | 118 | 15 | 0 |
| NATIONAL LEAGUE TOTALS | | 8-9 | 3.25 | 61 | 19 | 0 | 0 | 3 | 169.0 | 133 | 67 | 61 | 15 | 12 | 75 | 138 | 12 | 0 |
| MINOR LEAGUE TOTALS | | 46-50 | 4.26 | 166 | 161 | 2 | 0 | 0 | 854.2 | 819 | 468 | 405 | 67 | 40 | 330 | 703 | 83 | 5 |

LAST MAJOR LEAGUE COMPLETE GAME/SHUTOUT: 6/30/15 @ San Diego (W, 5-0)

SV/OPP: 2017 - 3/3 ... Career - 3/3 ... HOLDS: 2017 - 1 ... Career - 6 ... IR/IRS: 2017 - 10/1 ... Career - 30/9

| YEAR | AVG | AB | R | H | 2B | 3B | HR | RBI | SH | SF | HP | BB | SO | SB | CS | PCT | G | PO | A | E | TC | DP |
|--------------------|-------------|-----------|----------|----------|----------|----------|----------|----------|----------|----------|----------|----------|-----------|----------|----------|-------------|------------|-----------|-----------|----------|-----------|----------|
| 2017 | .185 | 27 | 5 | 5 | 1 | 0 | 1 | 3 | 3 | 0 | 0 | 0 | 10 | 0 | 0 | 1.000 | 44 | 5 | 23 | 0 | 28 | 3 |
| M.L. TOTALS | .146 | 41 | 7 | 6 | 1 | 0 | 1 | 4 | 3 | 0 | 0 | 0 | 17 | 0 | 0 | .967 | 109 | 16 | 42 | 2 | 60 | 5 |

LAST HIT: 9/14/17 vs. New York-N.L. (single off Seth Lugo) ... number of at-bats since then - 1

HOME RUNS: 1 - 7/19/17 at Atlanta (R.A. Dickey)

DIVISION SERIES STATISTICS

| YEAR | TEAM/OPP | W-L | ERA | G | GS | CG | SHO | SV | IP | H | R | ER | HR | HB | BB | SO | WP | BK |
|-------------------------------|-------------|------------|-------------|----------|----------|----------|----------|----------|------------|----------|----------|----------|----------|----------|----------|----------|----------|----------|
| 2016 | CHI vs. SF | 0-1 | 1.69 | 2 | 0 | 0 | 0 | 0 | 5.1 | 5 | 1 | 1 | 0 | 0 | 1 | 2 | 0 | 0 |
| 2017 | CHI vs. WSH | 0-0 | 27.00 | 2 | 0 | 0 | 0 | 0 | 1.0 | 4 | 3 | 3 | 1 | 0 | 2 | 1 | 1 | 0 |
| DIVISION SERIES TOTALS | | 0-1 | 5.68 | 4 | 0 | 0 | 0 | 0 | 6.1 | 9 | 4 | 4 | 1 | 0 | 3 | 3 | 1 | 0 |

LEAGUE CHAMPIONSHIP SERIES STATISTICS

| YEAR | TEAM/OPP | W-L | ERA | G | GS | CG | SHO | SV | IP | H | R | ER | HR | HB | BB | SO | WP | BK |
|-------------------|-------------|------------|-------------|----------|----------|----------|----------|----------|------------|-----------|----------|----------|----------|----------|----------|----------|----------|----------|
| 2016 | CHI vs. LAD | 1-0 | 6.23 | 4 | 0 | 0 | 0 | 0 | 4.1 | 5 | 3 | 3 | 0 | 0 | 2 | 5 | 0 | 0 |
| 2017 | CHI vs. LAD | 0-0 | 13.50 | 3 | 0 | 0 | 0 | 0 | 3.1 | 10 | 6 | 5 | 2 | 0 | 2 | 3 | 1 | 0 |
| LCS TOTALS | | 1-0 | 9.39 | 7 | 0 | 0 | 0 | 0 | 7.2 | 15 | 9 | 8 | 2 | 0 | 4 | 8 | 1 | 0 |

WORLD SERIES STATISTICS

| YEAR | TEAM/OPP | W-L | ERA | G | GS | CG | SHO | SV | IP | H | R | ER | HR | HB | BB | SO | WP | BK |
|------|-------------|-----|------|---|----|----|-----|----|-----|---|---|----|----|----|----|----|----|----|
| 2016 | CHI vs. CLE | 0-0 | 1.93 | 5 | 0 | 0 | 0 | 1 | 4.2 | 4 | 1 | 1 | 0 | 0 | 4 | 4 | 1 | 0 |

CAREER TRANSACTIONS

2008: Selected by Kansas City in first round (36th overall) of draft (scout: Dan Ontiveros)

2012: Acquired by Tampa Bay 12/9 with INF Patrick Leonard, OF Wil Myers and P Jake Odorizzi for P Wade Davis, P James Shields and INF Elliot Johnson

2015: Acquired by Seattle 3/31 for P Erasmo Ramirez

2016: Acquired by Cubs 7/20 with P Jordan Pries for INF Dan Vogelbach and P Paul Blackburn

CUBS 2017 FIRST-YEAR AMATEUR DRAFT SELECTIONS

| RD. (Pick No.) | PLAYER | POS. | SCHOOL | BIRTHDAY | B | T | HT. | WT. |
|----------------|--------------------|------|--|----------|---|---|------|-----|
| 1 (27) | Brendon Little | LHP | State College of Florida, Manatee-Sarasota | 8/11/96 | L | L | 6-2 | 195 |
| 1 (30) | Alex Lange | RHP | Louisiana State University | 10/2/95 | R | R | 6-4 | 200 |
| 2 (67) | Cory Abbott | RHP | Loyola Marymount University (Calif.) | 9/20/95 | R | R | 6-1 | 210 |
| 3 (105) | Keegan Thompson | RHP | Auburn University (Ala.) | 3/13/95 | R | R | 6-2 | 210 |
| 4 (135) | Erich Uelmen | RHP | Cal Poly - San Luis Obispo | 5/19/96 | R | R | 6-3 | 195 |
| 5 (165) | Nelson Velazquez | OF | PJ Education School (P.R.) | 12/26/98 | R | R | 6-0 | 190 |
| 6 (195) | Jeremy Estrada | RHP | Palm Desert High School (Calif.) | 11/1/98 | S | R | 6-1 | 180 |
| 7 (225) | Ricky Tyler Thomas | LHP | Fresno State University (Calif.) | 12/22/95 | R | L | 6-1 | 175 |
| 8 (255) | Austin Filiere | 3B | Massachusetts Institute of Technology | 9/1/95 | R | R | 6-1 | 190 |
| 9 (285) | Chris Carrier | OF | University of Memphis (Tenn.) | 4/18/95 | R | R | 6-2 | 225 |
| 10 (315) | Brian Glowicki | RHP | University of Minnesota | 10/19/94 | R | R | 5-11 | 190 |
| 11 (345) | Rollie Lacy | RHP | Creighton University (Neb.) | 7/17/95 | R | R | 6-4 | 195 |
| 12 (375) | Ben Hecht | RHP | Wichita State University (Kansas) | 5/31/95 | R | R | 6-2 | 185 |
| 13 (405) | Austin Upshaw | INF | Kennesaw State University (Ga.) | 7/28/96 | L | R | 6-0 | 180 |
| 14 (435) | Luis Vazquez | SS | Alberto Melendez Torres School (P.R.) | 10/10/99 | R | R | 6-1 | 165 |
| 15 (465) | Jared Young | 2B | Old Dominion University (Va.) | 7/9/95 | L | R | 6-2 | 185 |
| 16 (495) | Brandon Hughes | CF | Michigan State University | 12/1/95 | S | L | 6-2 | 215 |
| 17 (525) | Peyton Remy | RHP | Central Arizona College | 8/20/96 | L | R | 6-2 | 170 |
| 18 (555) | Casey Ryan | RHP | University of Hawaii | 5/20/94 | R | R | 6-4 | 200 |
| 19 (585) | Chris Singleton | CF | Charleston Southern University (S.C.) | 7/5/96 | R | R | 6-0 | 175 |
| 20 (615) | Brendan King | RHP | College of the Holy Cross (Mass.) | 7/8/94 | R | R | 6-1 | 200 |
| 21 (645) | Sean Barry | RHP | University of San Diego | 5/22/95 | R | R | 6-2 | 190 |
| 22 (675) | Skyler Messinger | SS | Niwot High School (Colo.) | 11/1/98 | R | R | 6-3 | 195 |
| 23 (705) | Brady Miller | RHP | Western Oregon University | 4/4/96 | R | R | 6-2 | 185 |
| 24 (735) | Braxton Light | RHP | Wallace State CC (Ala.) | 10/13/95 | R | R | 5-9 | 185 |
| 25 (765) | Mitch Stophel | RHP | King University (Tenn.) | 11/9/94 | R | R | 6-3 | 205 |
| 26 (795) | Bryce Bonnin | RHP | Barbers Hill High School (Texas) | 10/11/98 | R | R | 6-0 | 180 |
| 27 (825) | Darius Vines | RHP | Oxnard College (Calif.) | 4/30/98 | R | R | 6-1 | 180 |
| 28 (855) | Kier Meredith | CF | Robert B Glenn High School (N.C.) | 9/12/99 | L | L | 5-9 | 165 |
| 29 (885) | Jake Steffens | RHP | Santa Clara University (Calif.) | 6/24/94 | R | R | 6-4 | 215 |
| 30 (915) | Cam Balego | INF | Mercyhurst College (Pa.) | 6/12/95 | R | R | 5-11 | 205 |
| 31 (945) | Ramsey Romano | INF | California State University, Long Beach | 5/10/95 | R | R | 6-2 | 205 |
| 32 (975) | Hunter Ruth | RHP | Buchholz High School (Fla.) | 5/25/99 | R | R | 6-2 | 185 |
| 33 (1005) | Joe Donovan | C | Westmont High School (Ill.) | 1/20/99 | R | R | 5-11 | 177 |
| 34 (1035) | Andrew Karp | RHP | Florida State University | 9/30/95 | R | R | 6-1 | 204 |
| 35 (1065) | Ben Ramirez | SS | Eastlake High School (Calif.) | 12/2/98 | L | R | 6-3 | 180 |
| 36 (1095) | Tanner Allen | CF | UMS Wright Prep School (Ala.) | 6/5/98 | L | R | 5-11 | 180 |
| 37 (1125) | Alex Cornwell | LHP | Maranatha High School (Calif.) | 5/9/99 | L | L | 6-1 | 175 |
| 38 (1155) | Russell Smith | LHP | Midlothian High School (Texas) | 9/10/98 | L | L | 6-9 | 230 |
| 39 (1185) | Cooper Coldiron | INF | University of Houston | 9/9/94 | R | R | 6-1 | 190 |
| 40 (1215) | Jeffrey Passantino | RHP | Lipscomb University (Tenn.) | 9/25/95 | R | R | 5-9 | 225 |

Bolded Players Signed by Organization



15 BRANDON MORROW RHP

BATS: RIGHT THROWS: RIGHT HEIGHT: 6'3" WEIGHT: 207 MLS: 9+96

FULL NAME: Brandon John Morrow
 BORN: 7/26/84 in Santa Rosa, CA
 OPENING DAY AGE: 33, turns 34 on July 26
 RESIDES: Scottsdale, AZ
 CONTRACT STATUS: Signed thru 2019
 FAMILY: Married — Lily ... Child — William
 SIGNED BY: Ron Tostenson (Seattle)
 HOW ACQUIRED: Signed a two-year contract with a club/vesting option for 2020 campaign 12/12/17



FACTS AND INFORMATION

Brandon signed a two-year contract with the Cubs December 12, 2017 ... includes a club/vesting option for the 2020 campaign ... is coming off a career-best campaign in 2017, going 6-0 with two saves and a 2.06 ERA (10 ER/43.2 IP) in 45 relief outings.

- Has been utilized both as a starter and a reliever in his career, pitching exclusively out of the 'pen the last two seasons ... has gone 51-43 with 18 saves, four complete game shutouts and a 4.05 ERA (373 ER/828.1 IP) in 299 major league outings.
- Is 7-0 with two saves and a 1.96 ERA (13 ER/59.2 IP) in 63 relief appearances since the start of 2016.
- Has posted a 4.32 ERA (309 ER/644.1 IP) in 113 starts and a 3.13 ERA (64 ER/184.0 IP) in 186 relief outings.
- Has pitched in parts of 11 major league seasons with Seattle (2007-09), Toronto (2010-14), San Diego (2015-16) and the Dodgers (2017).
- Has struck out 846 batters in 828.1 major league innings, good for 9.19 strikeouts per nine innings.
- Originally selected by Seattle in the first round (fifth overall) of 2006 draft out of the University of California, Berkeley ... was named first team All-Pac-10 in 2006 and a semifinalist for the Roger Clemens Award (nation's top collegiate pitcher).
- Was diagnosed with Type 1 diabetes when he was 18 and is active in the community as an advocate for people living with the disease.

MAJOR LEAGUE REVIEW

2017

Had a stellar campaign in his only season with the Dodgers, going 6-0 with two saves and a 2.06 ERA (10 ER/43.2 IP) ... marked his most innings pitched since the 2013 season.

- Made his major league season debut, May 29 at the Cardinals, and did not allow a run in his first 11 outings.
- Led N.L. relievers in opponents' slugging percentage (.213) and opponents' OPS (.454), while ranking among the best in wins (six, T-7th), WHIP (0.92, 5th), opponents' batting average (.194, 11th) and strikeout-to-walk ratio (5.56, 4th) ... did not allow a home run over 43.2 innings.
- Did not allow a run in 38 of 45 appearances, and struck out 50 batters against just nine walks in 43.2 innings.
- Held opposing hitters to a .194 average, including a .125 (7-for-56) mark by left-handed hitters.
- Finished the season with an 8.1-scoreless innings streak (nine games), going 1-0 with one save and striking out 10 batters against one walk.
- Posted no record and a 3.95 ERA (6 ER/13.2 IP) in 14 relief appearances in the postseason ... tied for the most outings in a single postseason in major league history ... four of the runs allowed came in one outing ... pitched in all seven games of the World Series ... struck out seven batters in 4.2-scoreless innings of relief in the NLCS vs. the Cubs.
- Began the Spring at Triple-A Oklahoma City, going 0-5 with a 7.20 ERA (16 ER/20.0 IP) and recorded 22 strikeouts against five walks ... was a non-roster invitee to Spring Training.

2016

Had his contract selected by San Diego, August 13, and made 18 relief outings with the Padres, going 1-0 with a 1.69 ERA (3 ER/16.0 IP).

- Did not allow a run in his last eight relief appearances with the Padres, tossing 7.0 scoreless innings and limiting hitters to a .217 average.
- Combined to go 2-2 with two saves and a 6.38 ERA in 20 games (six starts) with Triple-A El Paso, Double-A San Antonio, Single-A Lake Elsinore and Rookie-level AZL Padres ... was on the seven-day D.L. with right shoulder inflammation, June 15-July 14.

2015

Limited to just five starts for the Padres, going 2-0 with a 2.73 ERA (10 ER/33.0 IP).

- Went at least 6.0 innings in each of his five starts ... in four starts at Petco Park, he went 2-0 with a 1.67 ERA (5 ER/27.0 IP) and 20 strikeouts against six walks with a .245 opponent batting average.
- Placed on the 15-day disabled list on May 5 with right shoulder inflammation and did not pitch in a Major League game following the injury ... made a pair of rehab starts with Double-A San Antonio on June 2-7, but was removed from his second outing after he was experiencing discomfort in his right shoulder and was placed on the 60-day disabled list June 24 ... made another rehab start July 25 with Triple-A El Paso, but was removed after experiencing a setback in that same shoulder ... underwent surgery to repair a right shoulder impingement August 19.

2014

Made 13 appearances, six starts, for the Toronto Blue Jays after missing the majority of the season with a finger injury.

- Missed 107 games after he was placed on the 15-day disabled list May 3 and transferred to the 60-day disabled list the following day with a torn tendon sheath in his right hand.
- Went 1-3 with a 5.67 ERA (21 ER/33.1 IP) and 30 strikeouts against 18 walks in his 13 Major League outings ... his seven games out of the bullpen were his first since making 16 relief appearances in the 2009 season.
- Posted a 1-2 record with a 5.93 ERA (18 ER/27.1 IP) in his six starts ... in his seven relief appearances, went 0-1 with a 4.50 ERA (3 ER/6.0 IP).
- Made three rehab appearances out of the bullpen between Single-A Dunedin (one) and Triple-A Buffalo (two), pitching to a combined 0-0 record with a 2.70 ERA (1 ER/3.1 IP) with two strikeouts and no walks.

CAREER HIGHS

MOST STRIKEOUTS

17 — 8/8/10 vs. TB

10+ STRIKEOUT GAMES

8 — last, 10/3/12 vs. MIN

COMPLETE GAMES

4 — last, 6/6/12 @ CWS

SHUTOUTS

4 — last, 6/6/12 @ CWS

LONGEST RELIEF APPEARANCE

3.1 IP — 4/23/07 @ TEX

MOST HITS ALLOWED

11 (3x) — last, 5/2/14 @ PIT

MOST RUNS ALLOWED

9 — 6/11/11 vs. BOS

MOST HOMERS ALLOWED

3 (6x) — last, 5/23/13 vs. BAL

MOST WALKS ALLOWED

8 — 4/26/14 vs. BOS

LONGEST WINNING STREAK

9 G — 4/26/15-current

LONGEST LOSING STREAK

5 G — 6/14/07-5/12/08

CONSECUTIVE SCORELESS IP

23.2 IP — 4/23-5/9/12

2013

Made just 10 appearances, all starts, for Toronto before having his season cut short due to an entrapped radial nerve in his right forearm.

- Ⓢ Was originally placed on the disabled list with a right forearm strain on June 1 ... was later diagnosed with an entrapped radial nerve in his forearm in July and transferred to the 60-day disabled list August 1.
- Ⓢ Posted a 2-3 record with a 5.63 ERA (34 ER/54.1 IP) and 42 strikeouts against 18 walks while limiting the opposition to a .286 batting average in his 10 appearances.
- Ⓢ Made one rehab appearance for Single-A Dunedin, letting up three runs on five hits over 2.0 innings of work.

2012

Made 21 starts and worked 124.2 innings for the Blue Jays, tossing three complete-game shutouts and posting a 2.96 ERA (41 ER/124.2 IP).

- Ⓢ Pitched to a 10-7 record with 108 strikeouts against 41 walks while limiting the opposition to a .214 batting average ... among American League pitchers with at least 20 starts, his opponent batting average was tied with Jared Weaver for the lowest in the league.
- Ⓢ Was one of only four A.L. pitchers with at least 120.0 IP to post an ERA below 3.00, joining David Price, Justin Verlander and Jared Weaver ... won 10-or-more games for the third consecutive season.
- Ⓢ Posted three complete-game shutouts, the second-most in the A.L. (Felix Hernandez, 5) ... the three shutouts were the most by a Blue Jay since Roy Halladay had four in 2009.
- Ⓢ Turned in a career-high 23.2-consecutive scoreless innings from April 23-May 9, the longest streak for any A.L. starter in 2012.
- Ⓢ Placed on the 15-day disabled list, June 13, and later transferred to the 60-day D.L., July 17, with a strained left oblique ... kept out until August 25 ... was 7-4 with a 3.01 ERA in 13 starts prior to the injury and 3-3 with a 2.87 ERA in eight starts after.
- Ⓢ Limited left-handed hitters to a .188 average (47-for-250), the lowest mark by any big league pitcher (min. 250 AB).

2011

Went 11-11 with a 4.72 ERA, setting career-highs in wins, starts (30), innings pitched (179.1) and strikeouts (203).

- Ⓢ Was one of seven A.L. pitchers to post 200+ strikeouts ... led the league with 10.19 strikeouts per nine innings, more than a full strikeout higher than second-place finisher Michael Pineda (9.11).
- Ⓢ Posted four games of 10+ strikeouts, including a season-high 12 on 8/17 at Seattle ... his four such games were tied for the sixth-most in the American League.
- Ⓢ Did not make his first start until April 23 ... was shut down after his March 18 spring start with forearm tightness and placed on the D.L., returning after three rehab starts for Single-A Dunedin.

2010

Posted a 10-7 record with a 4.49 ERA and 178 strikeouts against 66 walks while limiting the opposition to a .248 batting average in 26 games, all starts, in his first season with the Blue Jays.

- Ⓢ At the time of his final start on September 3 (shut down due to innings limit), ranked fifth in the A.L. in strikeouts and led the league with 10.95 strikeouts per nine innings.
- Ⓢ Carried a no-hitter into the ninth inning on August 8 vs. Tampa Bay before allowing a two-out single to Evan Longoria ... became the sixth pitcher (ninth time) in Blue Jays franchise history to lose a no-hit bid in the ninth inning.
- Ⓢ Recorded a career-high 17 strikeouts in that game August 8, becoming the first pitcher to reach that strikeout total in a game since Minnesota's Johan Santana, August 19, 2007 vs. Texas (17 SO).
- Ⓢ Voted by the Toronto chapter of the BBWAA as the Blue Jays Player of the Month for June, registering a 1.91 ERA in five starts.
- Ⓢ Prior to the start of the season, was traded to the Blue Jays from the Seattle Mariners for RHP Brandon League and OF Joehmyn Chavez.

2009

Was 2-4 with a 4.39 ERA and 63 strikeouts against 44 walks in 26 games, 10 starts, for the Mariners.

- Ⓢ Began the season as Seattle's closer, converting each of his first six save opportunities from April 9-May 10 ... posted a 1.29 ERA (1 ER/7.0 IP) in his first seven relief appearances.
- Ⓢ Moved into the starting rotation, June 13, and made six starts through July 10 (0-1, 4.55).
- Ⓢ Went 0-3 with six saves and a 6.38 ERA (13 ER/18.1 IP) in 16 relief appearances and 2-1 with a 3.68 ERA (21 ER/51.1 IP) in 10 starts.
- Ⓢ Optioned to Triple-A Tacoma, July 11, and was recalled back to Seattle, September 9.
- Ⓢ Won five of six starts with the Rainiers from August 23-29, going 5-0 with 1.93 ERA ... during this stretch, limited opponents to a .204 (23-for-113) average with 11 walks and 22 strikeouts.

2008

Appeared in 45 games (five starts) with Seattle, posting a 3-4 record with a 3.34 ERA and 75 strikeouts against 34 walks.

- Ⓢ In 40 relief appearances, went 1-2 with 10 saves and a 1.47 ERA (6 ER/36.2 IP) ... his ERA as a reliever ranked second-lowest in Mariners history (min. 30.0 IP).
- Ⓢ Held opponents to a .143 average as a reliever (18-for-126), tied for the second-lowest in club history (min. 30.0 IP) ... also averaged 11.54 strikeouts per nine innings, the sixth-highest in club history as a reliever.
- Ⓢ Notched his first career save, June 11 at Toronto ... entered game after J.J. Putz left with an elbow injury and recorded two strikeouts and a flyout to secure 2-1 victory.
- Ⓢ Optioned to Triple-A Tacoma, August 5, to begin transition to become a starting pitcher ... made five starts for the Rainiers, going 1-1 with a 3.37 ERA (7 ER/18.2 IP) striking out 23 and not giving up a home run.
- Ⓢ Made first Major League start in 101st career appearance, September 5 vs. New York (A.L.) ... allowed one hit, one run and struck out nine in 7.2 innings ... no-hit the Yankees through 7.2 innings, becoming the first player in more than 40 years to take a no-hitter that far into a game in his first career start.

2007

Saw the first Major League action of his career, appearing in 60 games out of the bullpen for the Mariners ... went 3-4 with a 4.12 ERA and 66 strikeouts against 50 walks.

- Ⓢ Made his Big League debut, April 3 vs. Oakland, with 1.0 scoreless IP.
- Ⓢ Earned his first major league win, April 23 at Texas, allowing one hit in a then career-high 3.1 IP.
- Ⓢ Among A.L. rookie relievers, ranked second in strikeouts (66), third in appearances (60) and fourth in ERA (4.12).

MINOR LEAGUE REVIEW

- Ⓢ In 2006, he made his pro debut with the AZL Mariners ... appeared in seven games, posting a 2.77 ERA ... made one start with Single-A Inland Empire to conclude his season (3.0 IP).

CAREER STATISTICS

| YEAR | TEAM | W-L | ERA | G | GS | CG | SHO | SV | IP | H | R | ER | HR | HB | BB | SO | WP | BK |
|-------------------------------|---------------------------|--------------|-------------|------------|------------|----------|----------|-----------|--------------|------------|------------|------------|-----------|-----------|------------|------------|-----------|----------|
| 2006 | AZL Mariners-R | 0-2 | 2.77 | 7 | 4 | 0 | 0 | 0 | 13.0 | 10 | 4 | 4 | 0 | 0 | 9 | 13 | 3 | 0 |
| | Inland Empire-A | 0-0 | 0.00 | 1 | 1 | 0 | 0 | 0 | 3.0 | 0 | 0 | 0 | 0 | 0 | 0 | 4 | 0 | 0 |
| 2007 | Seattle | 3-4 | 4.12 | 60 | 0 | 0 | 0 | 0 | 63.1 | 56 | 29 | 29 | 3 | 1 | 50 | 66 | 4 | 0 |
| 2008 | West Tennessee-AA | 0-0 | 0.00 | 6 | 0 | 0 | 0 | 0 | 7.1 | 3 | 1 | 0 | 0 | 0 | 6 | 8 | 2 | 0 |
| | Tacoma-AAA | 1-2 | 5.01 | 6 | 5 | 0 | 0 | 0 | 23.1 | 17 | 13 | 13 | 2 | 0 | 11 | 26 | 3 | 0 |
| | Seattle | 3-4 | 3.34 | 45 | 5 | 0 | 0 | 10 | 64.2 | 40 | 26 | 24 | 10 | 0 | 34 | 75 | 5 | 0 |
| 2009 | Seattle | 2-4 | 4.39 | 26 | 10 | 0 | 0 | 6 | 69.2 | 66 | 38 | 34 | 10 | 0 | 44 | 63 | 3 | 0 |
| | Tacoma-AAA | 5-3 | 3.60 | 10 | 10 | 1 | 1 | 0 | 55.0 | 50 | 24 | 22 | 2 | 1 | 23 | 40 | 6 | 0 |
| 2010 | Toronto | 10-7 | 4.49 | 26 | 26 | 1 | 1 | 0 | 146.1 | 136 | 76 | 73 | 11 | 9 | 66 | 178 | 8 | 0 |
| 2011 | Dunedin-A# | 0-2 | 7.71 | 3 | 3 | 0 | 0 | 0 | 9.1 | 13 | 9 | 8 | 0 | 0 | 6 | 11 | 3 | 0 |
| | Toronto | 11-11 | 4.72 | 30 | 30 | 0 | 0 | 0 | 179.1 | 162 | 103 | 94 | 21 | 12 | 69 | 203 | 12 | 1 |
| 2012 | Toronto | 10-7 | 2.96 | 21 | 21 | 3 | 3 | 0 | 124.2 | 98 | 45 | 41 | 12 | 2 | 41 | 108 | 3 | 0 |
| | Dunedin-A# | 0-0 | 1.50 | 2 | 2 | 0 | 0 | 0 | 6.0 | 8 | 2 | 1 | 0 | 0 | 3 | 6 | 0 | 0 |
| | New Hampshire-AA# | 1-0 | 2.51 | 3 | 3 | 0 | 0 | 0 | 14.1 | 10 | 4 | 4 | 2 | 0 | 3 | 12 | 1 | 0 |
| 2013 | Toronto | 2-3 | 5.63 | 10 | 10 | 0 | 0 | 0 | 54.1 | 63 | 39 | 34 | 12 | 1 | 18 | 42 | 1 | 0 |
| | Dunedin-A# | 0-0 | 13.50 | 1 | 1 | 0 | 0 | 0 | 2.0 | 5 | 3 | 3 | 1 | 0 | 1 | 0 | 0 | 0 |
| 2014 | Toronto | 1-3 | 5.67 | 13 | 6 | 0 | 0 | 0 | 33.1 | 37 | 21 | 21 | 2 | 0 | 18 | 30 | 1 | 1 |
| | Dunedin-A# | 0-0 | 0.00 | 1 | 0 | 0 | 0 | 0 | 1.0 | 0 | 0 | 0 | 0 | 0 | 0 | 1 | 0 | 0 |
| | Buffalo-AAA# | 0-0 | 3.86 | 2 | 0 | 0 | 0 | 0 | 2.1 | 2 | 1 | 1 | 0 | 0 | 0 | 1 | 0 | 0 |
| 2015 | San Diego | 2-0 | 2.73 | 5 | 5 | 0 | 0 | 0 | 33.0 | 29 | 10 | 10 | 3 | 0 | 7 | 23 | 0 | 0 |
| | San Antonio-AA# | 0-0 | 4.05 | 2 | 2 | 0 | 0 | 0 | 6.2 | 10 | 3 | 3 | 0 | 0 | 2 | 3 | 0 | 0 |
| | El Paso-AAA | 0-0 | 7.71 | 1 | 1 | 0 | 0 | 0 | 2.1 | 3 | 2 | 2 | 0 | 0 | 1 | 1 | 0 | 0 |
| | Lake Elsinore-A | 0-1 | 6.94 | 2 | 2 | 0 | 0 | 0 | 11.2 | 15 | 9 | 9 | 1 | 0 | 3 | 8 | 0 | 0 |
| 2016 | San Antonio-AA | 1-1 | 7.84 | 2 | 2 | 0 | 0 | 0 | 10.1 | 18 | 10 | 9 | 3 | 1 | 4 | 4 | 0 | 0 |
| | El Paso-AAA | 0-0 | 6.43 | 12 | 2 | 0 | 0 | 2 | 21.0 | 29 | 15 | 15 | 2 | 0 | 9 | 21 | 2 | 0 |
| | AZL Padres-R | 1-0 | 1.80 | 4 | 0 | 0 | 0 | 0 | 5.0 | 8 | 3 | 1 | 0 | 0 | 0 | 6 | 0 | 0 |
| | San Diego | 1-0 | 1.69 | 18 | 0 | 0 | 0 | 0 | 16.0 | 19 | 4 | 3 | 2 | 0 | 3 | 8 | 0 | 0 |
| | Oklahoma City-AAA | 0-5 | 7.20 | 20 | 0 | 0 | 0 | 6 | 20.0 | 25 | 18 | 16 | 5 | 1 | 5 | 22 | 4 | 0 |
| 2017 | Los Angeles (N.L.) | 6-0 | 2.06 | 45 | 0 | 0 | 0 | 2 | 43.2 | 31 | 10 | 10 | 0 | 1 | 9 | 50 | 2 | 0 |
| MAJOR LEAGUE TOTALS | | 51-43 | 4.05 | 299 | 113 | 4 | 4 | 18 | 828.1 | 737 | 401 | 373 | 86 | 26 | 359 | 846 | 39 | 2 |
| AMERICAN LEAGUE TOTALS | | 42-43 | 4.28 | 231 | 108 | 4 | 4 | 16 | 735.2 | 658 | 377 | 350 | 81 | 25 | 340 | 765 | 37 | 2 |
| NATIONAL LEAGUE TOTALS | | 9-0 | 2.23 | 68 | 5 | 0 | 0 | 2 | 92.2 | 79 | 24 | 23 | 5 | 1 | 19 | 81 | 2 | 0 |
| MINOR LEAGUE TOTALS | | 9-16 | 4.68 | 85 | 38 | 1 | 1 | 8 | 213.2 | 226 | 121 | 111 | 18 | 3 | 86 | 187 | 24 | 0 |

#Includes Injury Rehabilitation Assignment

LAST MAJOR LEAGUE COMPLETE GAME/SHUTOUT: 6/6/12 @ Chicago-A.L. (W, 4-0)

SV/OPP: 2017 - 2/3 ... Career - 18/26 ... HOLDS: 2017 - 10 ... Career - 35 ... IR/IRS: 2017 - 9/2 ... Career - 70/19

| YEAR | AVG | AB | R | H | 2B | 3B | HR | RBI | SH | SF | HP | BB | SO | SB | CS | PCT | G | PO | A | E | TC | DP |
|--------------------|-------------|-----------|----------|----------|----------|----------|----------|----------|----------|----------|----------|----------|-----------|----------|----------|-------------|------------|-----------|-----------|----------|-----------|----------|
| 2017 | .000 | 0 | 0 | 0 | 0 | 0 | 0 | 0 | 0 | 0 | 0 | 0 | 0 | 0 | 0 | 1.000 | 45 | 3 | 2 | 0 | 5 | 0 |
| M.L. TOTALS | .000 | 23 | 0 | 0 | 0 | 0 | 0 | 0 | 0 | 0 | 0 | 1 | 14 | 0 | 0 | .957 | 299 | 34 | 56 | 4 | 94 | 5 |

DIVISION SERIES STATISTICS

| YEAR | TEAM/OPP | W-L | ERA | G | GS | CG | SHO | SV | IP | H | R | ER | HR | HB | BB | SO | WP | BK |
|------|-------------|-----|------|---|----|----|-----|----|-----|---|---|----|----|----|----|----|----|----|
| 2017 | LAD vs. ARI | 0-0 | 2.45 | 3 | 0 | 0 | 0 | 0 | 3.2 | 2 | 1 | 1 | 1 | 0 | 0 | 1 | 0 | 0 |

LEAGUE CHAMPIONSHIP SERIES STATISTICS

| YEAR | TEAM/OPP | W-L | ERA | G | GS | CG | SHO | SV | IP | H | R | ER | HR | HB | BB | SO | WP | BK |
|------|-------------|-----|------|---|----|----|-----|----|-----|---|---|----|----|----|----|----|----|----|
| 2017 | LAD vs. CHI | 0-0 | 0.00 | 4 | 0 | 0 | 0 | 0 | 4.2 | 1 | 0 | 0 | 0 | 0 | 1 | 7 | 0 | 0 |

WORLD SERIES STATISTICS

| YEAR | TEAM/OPP | W-L | ERA | G | GS | CG | SHO | SV | IP | H | R | ER | HR | HB | BB | SO | WP | BK |
|------|-------------|-----|------|---|----|----|-----|----|-----|---|---|----|----|----|----|----|----|----|
| 2017 | LAD vs. HOU | 0-0 | 8.44 | 7 | 0 | 0 | 0 | 0 | 5.1 | 8 | 5 | 5 | 2 | 0 | 1 | 4 | 1 | 0 |

CAREER TRANSACTIONS

- 2006:** Selected by Seattle in the first round (fifth overall) of draft (scout: Ron Tostenson)
- 2009:** On disabled list 4/24-5/9 ... right shoulder tendinitis
- 2009:** Acquired 12/23 by Toronto for OF Johermey Chavez and P Brandon League
- 2011:** On disabled list 3/22-4/21 ... right elbow strain ... included injury rehab assignment to Dunedin (4/7-21)
- 2012:** On disabled list 6/13-8/25 ... left oblique strain ... included injury rehab assignment to Dunedin (7/29-8/8) and New Hampshire (8/8-25)
- 2013:** On disabled list 6/1-10/31 ... right forearm strain ... included injury rehab assignment to Dunedin (6/17-18)
- 2014:** On disabled list 5/3-9/2 ... right finger strain ... included injury rehab assignment to Dunedin (8/27-30) and Buffalo (8/30-9/2)
- 2014:** Elected free agency 11/1 ... signed a major league contract with San Diego 12/19
- 2015:** On disabled list 5/3-11/2 ... right shoulder inflammation ... included injury rehab assignment to San Antonio (6/2-7) and El Paso (7/24-29)
- 2015:** Elected free agency 11/2 ... signed a minor league contract with San Diego 12/14
- 2016:** Elected free agency 11/3 ... signed a minor league contract with Los Angeles-N.L. 1/26
- 2017:** Elected free agency 11/2 ... signed a two-year major league contract with Cubs 12/12



61 EFREN NAVARRO INF

BATS: LEFT THROWS: LEFT HEIGHT: 6'0" WEIGHT: 210 MLS: 1+103

FULL NAME: Efen Navarro Jr. (EFF-ren) BORN: 5/14/86 in Lynwood, CA
 OPENING DAY AGE: 31, turns 32 on May 14 RESIDES: Lynwood, CA
 CONTRACT STATUS: Signed thru 2018 FAMILY: Single
 SIGNED BY: Jeff Scholzen (Los Angeles-A.L.) NON-ROSTER INVITEE
 HOW ACQUIRED: Signed a minor league contract 1/29/18



FACTS AND INFORMATION

A non-roster invitee to Spring Training, Efen has appeared in 153 major league games in five seasons with the Angels (2011, 2013-15) and Tigers (2017) ... signed a minor league contract with the Cubs in January.

- Ⓢ Has batted .243 (77-for-317) with 16 doubles, two triples, three homers and 22 RBI in 153-major league games ... appeared in a career-high 64 games in 2014 with the Angels.
- Ⓢ Is in his 12th professional season ... has batted .295 (1,343-for-4,557) with 282 doubles, 65 homers and 604 RBI in 1,241-career minor league games.
- Ⓢ Played three games with Team Mexico in the 2017 World Baseball Classic, going 4-for-9 (.444) with three runs scored, one double and one RBI.
- Ⓢ Appeared in the 2014 ALDS with the Angels, going 0-for-1.
- Ⓢ Named a mid-season All-Star in 2008 (Cedar Rapids/Midwest League) and 2013 (Salt Lake/PCL) ... also named a post-season All-Star in 2013 ... earned a MLB Gold Glove in 2011 with Salt Lake.
- Ⓢ Selected by the Angels in the 50th round of the 2007 draft out of the University of Nevada – Las Vegas (UNLV).

2017

Spent the majority of the season with Triple-A Toledo, appearing in 131 games ... was a September call-up to the Tigers and batted .230 (14-for-61) with two homers in 23 games.

- Ⓢ Recorded his first-career multi-homer game, September 23 vs. Minnesota, going 2-for-3 with two solo homers.
- Ⓢ Went 2-for-22 (.091) in his first nine games with the Tigers ... in his final 14 games, he batted .308 (12-for-39) with a double, triple, two homers and seven walks (.413 OBP).
- Ⓢ Batted .276 (132-for-479) with 23 doubles, 10 homers and 61 RBI in 131 games with Toledo.

2016

Split time between the Seattle and St. Louis organizations, batting a combined .275 (128-for-465) with seven homers in 126 games with Triple-A Tacoma and Triple-A Memphis.

- Ⓢ Began the season with Triple-A Tacoma and hit .243 (65-for-268) with 40 runs scored, 11 doubles, three triples, five home runs and 31 RBI in 72 games ... was released by Seattle, June 29, and appeared in one game with Toros de Tijuana of the Mexican League.
- Ⓢ Signed a minor league contract with St. Louis, July 8 ... hit .320 (63-for-197) with 28 runs scored, five doubles, two home runs and 17 RBI in 54 games with Memphis ... played in 34 games in August/September and hit .307 (39-for-127) with 15 runs scored, three doubles and 13 RBI.
- Ⓢ Appeared in 58 games with Naranjeros de Hermosillo in the Mexican Winter League and hit .271 (62-for-229) with 24 runs scored, 11 doubles, one triple, four home runs and 33 RBI.

2015

Split the season between Triple-A Salt Lake and Los Angeles (A.L.), combining to play in 126 games ... made his first-career Opening Day major league roster ... batted a career-high .253 (21-for-83) with four doubles and five RBI in 54 major league contests.

- Ⓢ Notched two three-hit games with the Angels, June 11 at Tampa Bay and June 23 vs. Houston.
- Ⓢ With Salt Lake, he batted .329 (93-for-283) with 24 doubles, two homers and 29 RBI in 72 games.
- Ⓢ Recorded a 10-game hitting streak with Salt Lake from April 24-May 12 -- batted .500 (20-for-40) with 11 runs scored, five doubles, one home run and four RBI during the 10-game stretch.

2014

Appeared in a career-high 64 major league games with the Angels after beginning the season with Triple-A Salt Lake ... batted .245 (39-for-159) with 10 doubles, one triple, one homer and 14 RBI with the Angels.

- Ⓢ Belted his first-career major league homer, July 26 vs. Detroit, a solo shot off Justin Verlander.
- Ⓢ Recorded a pinch-hit, walk-off RBI double, July 18 vs. Seattle, his first-career walk-off RBI ... was the first pinch-hit walk-off by an Angel in nearly two seasons.
- Ⓢ Made his postseason debut in the ALDS vs. Kansas City, striking out in his only plate appearance in Game Two.
- Ⓢ In 72 games at Salt Lake, he batted .326 (89-for-273) with 19 doubles, three triples, four homers and 50 RBI.
- Ⓢ Rated as the best defensive first baseman in the Pacific Coast League by *Baseball America* following the season.

2013

Spent most of the 2013 season with Triple-A Salt Lake, playing in 134 games ... named to the Pacific Coast League mid-season and postseason All-Star Team and was selected as an organizational All-Star by MLB.com ... voted as the best defensive first baseman in the PCL by league managers.

- Ⓢ Led the PCL with 39 doubles, while he ranked second with 167 hits, fourth with a .404 on-base percentage, fifth with a .326 batting average and tied for eighth with 81 RBI.
- Ⓢ Hit .300-or-better in each of the first four months of the season, batting .322 in April, .387 in May, .337 in June and .352 in July.
- Ⓢ Compiled a 15-game hitting streak from June 22-July 7 -- hit .444 (28-for-63) during the streak.
- Ⓢ Had his contract purchased by the Angels on September 16 -- played in four games and went 1-for-4 with a RBI.
- Ⓢ Recorded the first RBI of his major league career on September 22 vs. Seattle.

CAREER HIGHS

MOST HITS
3 (2x) – last, 6/23/15 vs. HOU

MOST RBI
2 (6x) – last, 9/23/17 vs. MIN

MOST RUNS
2 (5x) – last, 9/23/17 vs. MIN

MOST WALKS
2 (2x) – last, 9/24/17 vs. MIN

MOST DOUBLES
2 – 5/9/14 @ TOR

TWO-HOMER GAMES
1 – 9/23/17 vs. MIN

LONGEST HITTING STREAK
5 G – 9/14-20/17

WALKOFF RBI
1 – 7/18/14 vs. SEA (2B)

2012

Established a Triple-A Salt Lake record and led all minor league players with 141 games played in 2012, breaking the previous record of 139 games held by Mark Trumbo.

- Named the Angels Minor League Defensive Player of the Year and rated as the best defensive first baseman in the PCL by Baseball America.
- Batted .294 (155-for-528) with 35 doubles, one triple, seven homers and 74 RBI.

2011

Hit a career-high 12 home runs with Triple-A Salt Lake and made his major league debut in September.

- Won a Rawlings Minor League Gold Glove and was named the Angels Minor League Defensive Player of the Year ... tabbed as the best defensive first baseman in the Pacific Coast League by Baseball America.
- Finished the month of June with a .404 (38-for-94) batting average with 19 runs scored, 11 doubles, one triple and 11 RBI in 27 games.
- Selected the PCL Player of the Week for the week ending August 28 after hitting .593 (16-for-27) with three homers.
- Had his contract purchased by the Angels on September 1 ... made his debut as a pinch hitter September 2 vs. Minnesota ... recorded his first hit September 28 vs. Texas, going 2-for-4 with a double.

MINOR LEAGUE REVIEW

- In 2010, he played in 128 games with Double-A Arkansas ... rated as the best defensive first baseman in the Texas League by Baseball America ... batted .267 with six homers and 50 RBI.
- In 2009, he appeared in 130 games with Single-A Rancho Cucamonga ... named best defensive first baseman in the California League ... batted .287 with five homers.
- In 2008, he split the season between Single-A Cedar Rapids and Single-A Rancho Cucamonga ... named a MWL mid-season All-Star and the best defensive first baseman in the league ... batted .269 in 94 games with Cedar Rapids and .349 in 35 games with the Quakes.
- In 2007, he played in 45 games between the AZL Angels and Orem in his debut season ... batted .353 in five games in the Arizona League and .212 in 40 games with Orem.

CAREER STATISTICS

| YEAR | TEAM | AVG | G | AB | R | H | 2B | 3B | HR | RBI | SH | SF | HP | BB | SO | SB-CS | E | OBP | SLG |
|----------------------------|--------------------|-------------|-------------|-------------|------------|-------------|------------|-----------|-----------|------------|-----------|-----------|-----------|------------|------------|--------------|-----------|-------------|-------------|
| 2007 | AZL Angels-R | .353 | 5 | 17 | 4 | 6 | 3 | 0 | 0 | 3 | 0 | 1 | 0 | 3 | 2 | 0-1 | 0 | .429 | .529 |
| | Orem-R | .212 | 40 | 113 | 16 | 24 | 4 | 0 | 1 | 11 | 2 | 1 | 2 | 11 | 21 | 1-1 | 1 | .291 | .274 |
| 2008 | Cedar Rapids-A | .269 | 94 | 331 | 37 | 89 | 18 | 0 | 2 | 45 | 2 | 6 | 4 | 42 | 66 | 7-7 | 9 | .352 | .341 |
| | Rancho Cucamonga-A | .349 | 35 | 129 | 13 | 45 | 9 | 0 | 2 | 18 | 0 | 2 | 0 | 19 | 20 | 0-3 | 0 | .427 | .465 |
| 2009 | Rancho Cucamonga-A | .287 | 130 | 481 | 64 | 138 | 32 | 3 | 5 | 61 | 1 | 2 | 3 | 53 | 72 | 3-2 | 13 | .360 | .397 |
| | Arkansas-AA | .267 | 128 | 453 | 46 | 121 | 24 | 2 | 6 | 50 | 4 | 3 | 3 | 31 | 47 | 6-4 | 6 | .316 | .369 |
| 2011 | Salt Lake-AAA | .317 | 133 | 492 | 76 | 156 | 36 | 6 | 12 | 73 | 4 | 7 | 2 | 42 | 78 | 5-5 | 3 | .368 | .488 |
| | Los Angeles (A.L.) | .200 | 8 | 10 | 1 | 2 | 1 | 0 | 0 | 0 | 1 | 0 | 0 | 1 | 1 | 0-0 | 0 | .273 | .300 |
| 2012 | Salt Lake-AAA | .294 | 141 | 528 | 79 | 155 | 35 | 1 | 7 | 74 | 0 | 10 | 3 | 36 | 70 | 3-2 | 4 | .336 | .403 |
| 2013 | Salt Lake-AAA | .326 | 134 | 513 | 83 | 167 | *39 | 3 | 7 | 81 | 0 | 3 | 2 | 68 | 99 | 8-5 | 6 | .404 | .454 |
| | Los Angeles (A.L.) | .250 | 4 | 4 | 0 | 1 | 0 | 0 | 0 | 1 | 0 | 0 | 0 | 2 | 1 | 1-0 | 0 | .500 | .250 |
| 2014 | Salt Lake-AAA | .326 | 72 | 273 | 45 | 89 | 19 | 3 | 4 | 50 | 0 | 1 | 1 | 43 | 47 | 2-1 | 2 | .418 | .462 |
| | Los Angeles (A.L.) | .245 | 64 | 159 | 17 | 39 | 10 | 1 | 1 | 14 | 2 | 0 | 0 | 13 | 27 | 1-3 | 2 | .302 | .340 |
| 2015 | Salt Lake-AAA | .329 | 72 | 283 | 53 | 93 | 24 | 1 | 2 | 29 | 0 | 6 | 0 | 27 | 55 | 0-1 | 3 | .380 | .442 |
| | Los Angeles (A.L.) | .253 | 54 | 83 | 9 | 21 | 4 | 0 | 0 | 5 | 0 | 0 | 0 | 5 | 16 | 0-2 | 0 | .295 | .301 |
| 2016 | Tacoma-AAA | .243 | 72 | 268 | 40 | 65 | 11 | 3 | 5 | 31 | 0 | 3 | 2 | 28 | 63 | 0-0 | 3 | .316 | .362 |
| | Tijuana-MEX | .500 | 1 | 2 | 2 | 1 | 0 | 0 | 0 | 0 | 0 | 0 | 0 | 2 | 0 | 0-0 | 0 | .750 | .500 |
| | Memphis-AAA | .320 | 54 | 197 | 28 | 63 | 5 | 0 | 2 | 17 | 0 | 1 | 0 | 15 | 21 | 0-0 | 2 | .366 | .376 |
| 2017 | Toledo-AAA | .276 | 131 | 479 | 61 | 132 | 23 | 2 | 10 | 61 | 0 | 4 | 3 | 71 | 101 | 2-3 | 3 | .370 | .395 |
| | Detroit | .230 | 23 | 61 | 9 | 14 | 1 | 1 | 2 | 2 | 0 | 0 | 0 | 8 | 21 | 0-1 | 0 | .319 | .377 |
| MAJOR LEAGUE TOTALS | | .243 | 153 | 317 | 36 | 77 | 16 | 2 | 3 | 22 | 3 | 0 | 0 | 29 | 66 | 2-6 | 2 | .306 | .334 |
| MINOR LEAGUE TOTALS | | .295 | 1241 | 4557 | 645 | 1343 | 282 | 24 | 65 | 604 | 13 | 50 | 25 | 489 | 762 | 37-35 | 55 | .363 | .410 |

*Led League

| PCT | G | PO | A | E | TC | DP | 2017/CAREER | PCT | G | PO | A | E | TC | DP |
|--------------|-----------|------------|----------|----------|------------|-----------|--------------------|-------------|----|------------|-----------|----------|------------|-----------|
| 1.000 | 20 | 114 | 8 | 0 | 122 | 12 | First Base | .998 | 87 | 399 | 23 | 1 | 423 | 33 |
| | | | | | | | Left Field | .984 | 38 | 61 | 2 | 1 | 64 | 0 |
| | | | | | | | Right Field | 1.000 | 9 | 13 | 1 | 0 | 14 | 0 |
| 1.000 | 20 | 114 | 8 | 0 | 122 | 12 | M.L. TOTALS | .996 | | 473 | 26 | 2 | 501 | 33 |

DIVISION SERIES STATISTICS

| YEAR | TEAM/OPP | AVG | G | AB | R | H | 2B | 3B | HR | RBI | SH | SF | HP | BB | SO | SB-CS | E | OBP | SLG |
|------|------------|------|---|----|---|---|----|----|----|-----|----|----|----|----|----|-------|---|------|------|
| 2014 | LAA vs. KC | .000 | 1 | 1 | 0 | 0 | 0 | 0 | 0 | 0 | 0 | 0 | 0 | 0 | 1 | 0-0 | 0 | .000 | .000 |

WORLD BASEBALL CLASSIC STATISTICS

| YEAR | TEAM | AVG | G | AB | R | H | 2B | 3B | HR | RBI | SH | SF | HP | BB | SO | SB-CS | E | OBP | SLG |
|------|--------|------|---|----|---|---|----|----|----|-----|----|----|----|----|----|-------|---|------|------|
| 2017 | MEXICO | .444 | 3 | 9 | 3 | 4 | 1 | 0 | 0 | 1 | 0 | 0 | 0 | 0 | 2 | 0-0 | 0 | .545 | .556 |

CAREER TRANSACTIONS

- 2007: Selected by Los Angeles (A.L.) in 50th round of draft (scout: Jeff Scholzen)
- 2016: Acquired by Baltimore 1/26 for cash considerations ... elected free agency 2/28
- 2016: Signed a minor league contract with Seattle 3/2 ... released 6/29
- 2016: Signed a minor league contract with St. Louis 7/8 ... declared free agent 11/7
- 2017: Signed a minor league contract with Detroit 1/7 ... declared free agent 11/6
- 2018: Signed a minor league contract with Cubs 1/29



FULL NAME: José Guillermo Quintana (kin-TAH-nuh) **SIGNED BY:** New York Mets
OPENING DAY AGE: 29 **BORN:** 1/24/89 in Arjona, Colombia
CONTRACT STATUS: Signed thru 2018, club options for 2019 & 2020 **RESIDES:** Barranquilla, Colombia
HOW ACQUIRED: From Chicago (A.L.) 7/13/17 for OF Eloy Jimenez, P Dylan Cease, INF Matt Rose & INF Bryant Flete **FAMILY:** Married — Michelle ... Child — Ariadna



FACTS AND INFORMATION

José was acquired from the White Sox, July 13, 2017, for four minor league prospects ... joins teammate Jon Lester as the only lefties to start at least 32 games in each of the last five campaigns ... has gone 57-57 with a 3.53 ERA (447 ER/1,139.2 IP) in 186-career major league appearances, all but three as a starter.

- Ⓢ Debuted with the White Sox in 2012 and went 50-54 with a 3.51 ERA (412 ER/1,055.1 IP) in 172 appearances, all but three as a starter on the South Side.
- Ⓢ Was named a 2016 A.L. All-Star ... finished 13-12 with a 3.20 ERA (74 ER/208.0 IP) in 32 starts in 2016.
- Ⓢ Since the start of the 2013 season, he ranks in the top 10 among all left-handed pitchers in games started (T-1st, 161), innings pitched (3rd, 1,003.1), strikeouts (7th, 907) and wins (10th, 51).
- Ⓢ Pitched in the 2017 World Baseball Classic for Colombia ... made one start, allowing one run on just one hit in 5.2 innings pitched.
- Ⓢ Among qualifying pitchers starting in 2013 until his trade to the Cubs, received the second-lowest run support average in the A.L. while recording the second-most quality starts (95) in the league in that span.
- Ⓢ Is one of 20 Colombian-born players to appear in the majors all-time ... in 2013, he was recognized by the Colombian government as part of "100 Colombianos," an honor bestowed by the Colombian President every year on 100 citizens living and working abroad who serve as examples of perseverance and success for the South American nation.
- Ⓢ Signed a major league contract with the White Sox on November 10, 2011 after being released from previous minor league stints with the New York Mets and New York Yankees.
- Ⓢ Signed his first pro contract, April 26, 2006, with the New York Mets as a free agent.

MAJOR LEAGUE REVIEW

2017

Began the season with the White Sox before being traded to the Cubs during the All-Star Break ... after joining the Cubs he went 7-3 with a 3.74 ERA (35 ER/84.1 IP) and a complete game shutout in 14 starts.

- Ⓢ Went 4-8 with a 4.49 ERA (52 ER/104.1 IP) in 18 starts for the White Sox ... was 2-7 with a 5.60 ERA (40 ER/64.1 IP) in his first 11 starts through May 30, but went 2-1 with a 2.70 ERA (12 ER/40.0 IP) in his final seven outings prior to being acquired by the Cubs.
- Ⓢ Had a stellar debut with the Cubs, striking out 12 batters in 7.0-scoreless innings, July 16 at Baltimore ... allowed just three hits and no walks in the Cubs' 8-0 win.
 - Tied the franchise record for strikeouts in a Cubs debut, previously done by Matt Garza, April 3, 2011 vs. Pittsburgh.
 - Became the first Cub to strike out 10 or more batters and allow three hits or fewer in a club debut since Phil Douglas did so on September 15, 1915 vs. Boston.
- Ⓢ Allowed three or fewer earned runs in 11 of his 14 outings with the Northsiders.
- Ⓢ Led all Cubs starters after the All-Star Break in strikeouts (98), opponents average (.228), strikeouts per nine innings (10.46) and WHIP (1.10).
- Ⓢ Went 2-0 with a 2.51 ERA (9 ER/32.1 IP) in five September starts ... struck out 36 batters while walking just four.
- Ⓢ The Cubs won each of his final six outings, and eight of his last nine starts overall ... his teams went 15-4 in his last 19 starts.
- Ⓢ Crossed the 200-strikeout plateau for the first time in his career, punching out 207 batters, the third-most by a lefty this season.
- Ⓢ Between the White Sox and Cubs, he held lefties to a .222 average (34-for-153), while righties batted .242 (136-for-562).
- Ⓢ Established career bests in hits per nine innings (8.1) and strikeouts per nine innings (9.9).
- Ⓢ Logged a 1.78 ERA in five June starts, the fourth-lowest mark in the majors and second-lowest in the A.L.
- Ⓢ Reached 32 starts for the fifth-straight season since 2013 ... joins staffmate Jon Lester as the only lefties in the majors to accomplish the feat.
- Ⓢ Collected seven wins following the All-Star Break, tied for the sixth-most among all lefties.
- Ⓢ Won four-straight decisions from June 16-July 23 ... his teams were undefeated in his seven outings during that span.
- Ⓢ Tossed a three-hit shutout, September 24 at Milwaukee ... fanned 10 batters and walked just one in the Cubs' only complete-game shutout of the season ... became just the fourth Cubs pitcher in the last 30 seasons to throw a shutout with at least 10 strikeouts and no extra-base hits, joining Kerry Wood (three times), Carlos Zambrano and Jake Arrieta.
- Ⓢ Struck out 10 batters in his final start with the White Sox, July 8 at Colorado ... combined with his 12 strikeouts in his Cubs debut, he became only the second pitcher in baseball history (starting in 1893) to record consecutive double-digit strikeout efforts for two different teams, joining Randy Johnson who did so for Seattle and then Houston in 1998.
- Ⓢ Appeared in the postseason for the first time ... overall went 0-1 with a 5.40 ERA (8 ER/13.1 IP) in his four outings (three starts), but six of those runs came in 2.0 innings in NLCS Game Five vs. Los Angeles ... posted no record and a 1.59 ERA (2 ER/11.1 IP) in his other three appearances.

CAREER AWARDS

A.L. ALL-STAR
2016

CAREER HIGHS

MOST STRIKEOUTS

13 – 9/13/14 vs. MIN

10+ STRIKEOUT GAMES

11 – last, 9/24/17 @ MIL

COMPLETE GAMES

2 – last, 9/24/17 @ MIL

SHUTOUTS

2 – last, 9/24/17 @ MIL

MOST HITS ALLOWED

11 (2x) – last, 6/26/15 @ DET

MOST RUNS ALLOWED

9 – 4/19/15 @ DET

MOST HOMERS ALLOWED

3 (7x) – last, 8/3/17 vs. ARI

MOST WALKS ALLOWED

6 – 6/22/16 @ BOS

LONGEST WINNING STREAK

4 G (4x) – last, 6/16-7/23/17

LONGEST LOSING STREAK

7 G – 5/14-6/28/16

CONSECUTIVE SCORELESS IP

20.2 IP – 6/24-7/10/14

2016

Tied for 10th in the A.L. Cy Young Award voting after establishing career bests in wins (13), ERA (3.20), IP (208.0) and strikeouts (181) in his fifth season with the White Sox ... also set career lows in WHIP (1.16), opponents average (.246) and opponents on-base percentage (.295).

- Reached 200.0-plus IP and 30-plus starts for the fourth consecutive season ... joined Madison Bumgarner, Cole Hamels, Jon Lester, Jeff Samardzija and Max Scherzer as the only pitchers to reach those marks over the last four seasons.
- Became the first White Sox pitcher to record at least 30 starts, 200.0 IP and 160 strikeouts over four straight seasons Wilbur Wood from 1971-74.
- Made his first career A.L. All-Star team ... was selected by A.L. manager Ned Yost to replace Cleveland's Danny Salazar.
- Surrendered two earned runs or less 21 times, tied with Aaron Sanchez and Masahiro Tanaka for the third-most in the AL ... his seven starts of 7.0-plus IP and one run or less allowed tied for the seventh-most in the A.L.
- Went 7-5 with a 2.77 ERA (30 ER/97.1 IP) and 88 strikeouts over 14 starts at U.S. Cellular Field ... the 2.77 home mark was the second-lowest in the A.L. behind Chris Archer (2.65).
- Went 5-2 with a 1.54 ERA (9 ER/52.2 IP), 47 strikeouts and seven quality starts over his first eight starts ... allowed two earned runs or less in each of the eight starts, tied for the fifth-longest streak in club history to open a season and the longest since Gary Peters (8) in 1963 (Elias).
- Matched his career high (second time) with a four-game winning streak from 4/22-5/8, posting a 0.64 ERA (2 ER/28.0 IP) while allowing allowed one run or less in each start.
- Went 0-7 with a 4.58 ERA (30 ER/59.0 IP) over a nine-start span from 5/14-6/28 ... received one or no runs of support in eight of the nine outings.

2015

Became the first Sox lefty to make 30 starts in three-straight seasons since Mark Buehrle from 2001-11 ... set career-high marks in IP, quality starts, strikeout-to-walk ratio and walks per 9.0 IP.

- Received a 3.62 run support average (83 RS), the second-lowest mark in the A.L. and sixth-lowest in the majors.
- Went 9-5 with a 2.50 ERA (41 ER/147.1 IP) in 22 night starts (0-5 with a 5.49 mark in day games) ... his 2.50 night ERA was the lowest in the A.L. and fifth-lowest in the majors.
- Posted a 7-5 record with a 3.16 ERA (36 ER/102.2 IP) on the road (2-5 with a 3.56 mark at U.S. Cellular Field) ... his 3.16 ERA on the road was the fifth-lowest in the A.L.
- Recorded a 1.50 ERA (6 ER/36.0 IP) in September, a career monthly low.
- Made five consecutive starts allowing two earned runs or less from 4/24-5/19, going 1-3 with a 2.18 ERA (8 ER/33.0 IP), 32 strikeouts and zero homers allowed (four QS) ... received just eight runs of support (2.18 RSA) during the five starts.
- Became the first Sox pitcher to make nine consecutive quality starts since Mark Buehrle from 4/27-6/16/11 (also nine).
- Struck out eight-plus batters with no walks over three straight starts from 7/1-12, the first Sox pitcher to accomplish the feat and sixth in major-league history ... the others: Chris Archer (5/27-6/7/15), Madison Bumgarner (7/31-8/11/15), Jacob deGrom (5/21-6/1/15), Clayton Kershaw (7/8-23/15) and Cliff Lee (9/16-27/13).
- Threw his first career complete game and shutout on 7/24 at Cleveland ... allowed just seven hits (six hits) with zero walks and eight strikeouts (120 pitches) ... retired 13 of the last 14 hitters he faced, including 10 straight in one stretch.

2014

Established career bests in ERA (3.32), IP (200.1), strikeouts (178), quality starts, strikeouts per 9.0 IP, and strikeout-to-walk ratio (3.42).

- Reached 200.0-plus IP and 30-plus starts for the second-consecutive season.
- Allowed three earned runs or less 25 times, tied for the seventh-most among AL starters ... tied for fourth in the AL with 12 no decisions.
- Went 3-0 with a 1.69 ERA (11 ER/58.2 IP) and 56 strikeouts over a nine-start span from 6/19-8/3 (seven quality starts) ... the winning streak matched his career long (second time).

- Threw a career-high 20.2 consecutive scoreless IP from 6/24-7/10 ... made consecutive scoreless starts on 6/29 at Toronto (7.0 IP) and 7/5 vs. Seattle (7.2) ... retired the first 11 batters of the game and struck out 10 vs. the Mariners.
- Struck out a career-high 13 in a win on 9/13-1 vs. Minnesota (1 ER/7.0 IP) ... joined Chris Sale (five times), Juan Pizarro (five), Jack Harshman (once), Thornton Lee (once), Gary Peters (once), and Doc White (once) as the only left-handers in White Sox history to strike out 13-plus hitters in a game.
- Agreed to terms on a five-year, \$26.5-million contract with club options for 2019 and 2020 on 3/24.

2013

Led the White Sox in starts (33) and winning percentage (.563) in his first full season in the majors ... his 3.51 ERA ranked fifth among AL left-handers.

- Joined Chris Sale (214.1 IP) as the only left-handed teammates in franchise history under the age of 25 to record 200.0 or more IP in the same season.
- Set a White Sox and AL record with 17 no decisions (Bert Blyleven owns the major-league record with 20 in 1979) ... did not factor in the decision in more than three straight starts.
- Lowered his ERA from 3.71 (47 ER/114.0 IP) in the first half to 3.24 (31 ER/86.0 IP) in the second ... posted a sub-3.00 mark in July (2.79) and September (2.80).
- Limited right-handers to a .242 average (134-554), the fourth-best mark among AL LHP ... held opponents to a .236 average (37-157) with RISP.

2012

Appeared in 25 games (22 starts) with Chicago after starting the season with Double-A Birmingham.

- Posted a .225 opponents' batting average, allowing just one home run in 35.0 innings.
- Received 10 no decisions, tied for the fourth most in the AL ... became the first pitcher in the modern era (since 1900) to work 8.0 scoreless IP three times in a season and receive a no decision in all three outings (Elias).
- Posted a 3.97 ERA (57 ER/129.1 IP) in 22 starts and worked 7.0 scoreless IP in three relief outings.
- Was recalled from Birmingham prior to a doubleheader on 5/7 at Cleveland ... made his major-league debut in the first game, working 5.2 scoreless IP in relief.
- Became the first White Sox reliever to work 5.2 scoreless IP or more in his major-league debut since at least 1920 (STATS LLC) and the first in baseball since Minnesota's Jeff Holly on 5/1/77 vs. Detroit (7.0 IP).
- Was ejected from his second start on 6/1 at Tampa Bay (3.2 IP) by umpire Mark Wegner after throwing a pitch behind Ben Zobrist (no warnings were issued prior to ejection).
- Compiled a 16.0 scoreless IP streak from 6/17-24, the sixth-longest by a rookie in Sox history.

MINOR LEAGUE REVIEW

- In 2012, he made nine starts with Birmingham, allowing three earned runs or less in all nine outings ... was named to the Southern League mid-season All-Star team ... made his major league debut.
- In 2011, he went 10-2 with a 2.91 ERA (33 ER/102.0 IP) in 30 games (12 starts) with Class A Tampa in the Yankees organization.
- In 2010, he combined to go 3-2 with a 3.26 ERA (14 ER/38.2 IP), one save and 44 strikeouts in 20 games (three starts) with Rookie Gulf Coast League Yankees and Class A Charleston.
- In 2009, he spent his second straight season with the DSL Yankees, going 2-1 with a 2.32 ERA (13 ER/50.1 IP) and 80 strikeouts in 14 starts ... averaged 14.3 strikeouts per 9.0 IP.
- In 2008, he went 3-2 with a 1.96 ERA (12 ER/55.0 IP) and 76 strikeouts in 15 games (12 starts) with the DSL Yankees ... averaged 12.4 strikeouts per 9.0 IP.
- In 2007, he did not pitch after receiving a 50-game suspension for violating terms of Minor League Baseball's Drug Program.
- In 2006, he debuted with the Venezuelan Summer League Mets.

CAREER STATISTICS

| YEAR | TEAM | W-L | ERA | G | GS | CG | SHO | SV | IP | H | R | ER | HR | HB | BB | SO | WP | BK |
|-------------------------------|----------------|--------------|-------------|------------|------------|----------|----------|----------|---------------|-------------|------------|------------|------------|-----------|------------|------------|-----------|----------|
| 2006 | VEN Mets-R | 0-1 | 8.44 | 3 | 0 | 0 | 0 | 0 | 5.1 | 6 | 7 | 5 | 0 | 2 | 8 | 5 | 0 | 0 |
| 2007 | Did Not Pitch | | | | | | | | | | | | | | | | | |
| 2008 | DSL Yankees-R | 3-2 | 1.96 | 15 | 12 | 0 | 0 | 0 | 55.0 | 36 | 17 | 12 | 0 | 5 | 24 | 76 | 5 | 0 |
| 2009 | DSL Yankees-R | 2-1 | 2.32 | 14 | 14 | 0 | 0 | 0 | 50.1 | 25 | 17 | 13 | 0 | 3 | 37 | 80 | 6 | 1 |
| 2010 | Charleston-A | 0-1 | 4.70 | 5 | 3 | 0 | 0 | 0 | 15.1 | 11 | 10 | 8 | 1 | 1 | 10 | 12 | 0 | 0 |
| | GCL Yankees-R | 3-1 | 2.31 | 15 | 0 | 0 | 0 | 1 | 23.1 | 14 | 11 | 6 | 0 | 3 | 8 | 32 | 1 | 0 |
| 2011 | Tampa-A | 10-2 | 2.91 | 30 | 12 | 0 | 0 | 1 | 102.0 | 86 | 35 | 33 | 5 | 1 | 28 | 88 | 7 | 0 |
| 2012 | Chicago (A.L.) | 6-6 | 3.76 | 25 | 22 | 0 | 0 | 0 | 136.1 | 142 | 62 | 57 | 14 | 3 | 42 | 81 | 10 | 2 |
| | Birmingham-AA | 1-3 | 2.77 | 9 | 9 | 0 | 0 | 0 | 48.2 | 43 | 17 | 15 | 1 | 0 | 14 | 41 | 2 | 0 |
| 2013 | Chicago (A.L.) | 9-7 | 3.51 | 33 | 33 | 0 | 0 | 0 | 200.0 | 188 | 83 | 78 | 23 | 5 | 56 | 164 | 2 | 1 |
| 2014 | Chicago (A.L.) | 9-11 | 3.32 | 32 | 32 | 0 | 0 | 0 | 200.1 | 197 | 87 | 74 | 10 | 2 | 52 | 178 | 7 | 0 |
| 2015 | Chicago (A.L.) | 9-10 | 3.36 | 32 | 32 | 1 | 1 | 0 | 206.1 | 218 | 81 | 77 | 16 | 8 | 44 | 177 | 5 | 0 |
| 2016 | Chicago (A.L.) | 13-12 | 3.20 | 32 | 32 | 0 | 0 | 0 | 208.0 | 192 | 76 | 74 | 22 | 4 | 50 | 181 | 10 | 1 |
| 2017 | Chicago (A.L.) | 4-8 | 4.49 | 18 | 18 | 0 | 0 | 0 | 104.1 | 98 | 55 | 52 | 14 | 2 | 40 | 109 | 7 | 1 |
| | CUBS | 7-3 | 3.74 | 14 | 14 | 1 | 1 | 0 | 84.1 | 72 | 37 | 35 | 9 | 8 | 21 | 98 | 1 | 0 |
| MAJOR LEAGUE TOTALS | | 57-57 | 3.53 | 186 | 183 | 2 | 2 | 0 | 1139.2 | 1107 | 481 | 447 | 108 | 32 | 305 | 988 | 42 | 5 |
| AMERICAN LEAGUE TOTALS | | 50-54 | 3.51 | 172 | 169 | 1 | 1 | 0 | 1055.1 | 1035 | 444 | 412 | 99 | 24 | 284 | 890 | 41 | 5 |
| NATIONAL LEAGUE TOTALS | | 7-3 | 3.74 | 14 | 14 | 1 | 1 | 0 | 84.1 | 72 | 37 | 35 | 9 | 8 | 21 | 98 | 1 | 0 |
| MINOR LEAGUE TOTALS | | 19-11 | 2.76 | 91 | 50 | 0 | 0 | 2 | 300.0 | 221 | 114 | 92 | 7 | 15 | 129 | 334 | 21 | 1 |

#Includes Injury Rehabilitation Assignment

LAST MAJOR LEAGUE COMPLETE GAME/SHUTOUT: 9/24/17 @ MIL (W, 5-0)

| YEAR | AVG | AB | R | H | 2B | 3B | HR | RBI | SH | SF | HP | BB | SO | SB | CS | PCT | G | PO | A | E | TC | DP |
|--------------------|-------------|-----------|----------|----------|----------|----------|----------|----------|----------|----------|----------|----------|-----------|----------|----------|-------------|------------|-----------|------------|----------|------------|-----------|
| 2017 | .080 | 25 | 2 | 2 | 0 | 0 | 0 | 4 | 6 | 1 | 0 | 1 | 17 | 0 | 0 | .967 | 32 | 6 | 23 | 1 | 30 | 2 |
| M.L. TOTALS | .041 | 49 | 2 | 2 | 0 | 0 | 0 | 4 | 9 | 1 | 0 | 2 | 31 | 0 | 0 | .970 | 186 | 26 | 137 | 5 | 168 | 15 |

DIVISION SERIES STATISTICS

| YEAR | TEAM/OPP | W-L | ERA | G | GS | CG | SHO | SV | IP | H | R | ER | HR | HB | BB | SO | WP | BK |
|------|-------------|-----|------|---|----|----|-----|----|-----|---|---|----|----|----|----|----|----|----|
| 2017 | CHI vs. WSH | 0-0 | 0.00 | 2 | 1 | 0 | 0 | 0 | 6.1 | 3 | 1 | 0 | 0 | 0 | 2 | 7 | 0 | 0 |

LEAGUE CHAMPIONSHIP SERIES STATISTICS

| YEAR | TEAM/OPP | W-L | ERA | G | GS | CG | SHO | SV | IP | H | R | ER | HR | HB | BB | SO | WP | BK |
|------|-------------|-----|-------|---|----|----|-----|----|-----|---|---|----|----|----|----|----|----|----|
| 2017 | CHI vs. LAD | 0-1 | 10.29 | 2 | 2 | 0 | 0 | 0 | 7.0 | 8 | 8 | 8 | 1 | 0 | 3 | 5 | 0 | 0 |

ALL-STAR GAME STATISTICS

| YEAR | TEAM/SITE | W-L | ERA | G | GS | CG | SHO | SV | IP | H | R | ER | HR | HB | BB | SO | WP | BK |
|------|-----------|-----|------|---|----|----|-----|----|-----|---|---|----|----|----|----|----|----|----|
| 2016 | A.L./SD | 0-0 | 0.00 | 1 | 0 | 0 | 0 | 0 | 1.0 | 1 | 0 | 0 | 0 | 0 | 0 | 1 | 0 | 0 |

WORLD BASEBALL CLASSIC STATISTICS

| YEAR | TEAM/SITE | W-L | ERA | G | GS | CG | SHO | SV | IP | H | R | ER | HR | HB | BB | SO | WP | BK |
|------|-----------|-----|------|---|----|----|-----|----|-----|---|---|----|----|----|----|----|----|----|
| 2017 | COLOMBIA | 0-0 | 1.59 | 1 | 1 | 0 | 0 | 0 | 5.1 | 1 | 1 | 1 | 0 | 0 | 0 | 0 | 0 | 0 |

CAREER TRANSACTIONS

- 2006:** Signed by New York (N.L.) 4/26 as a minor league free agent
- 2007:** On Major League Suspended list, 5/15-7/16
- 2007:** Released 7/31
- 2008:** Signed by New York (A.L.) 3/10 as a minor league free agent
- 2011:** Declared a minor league free agent 11/2
- 2011:** Signed by Chicago (A.L.) 11/10 as a minor league free agent
- 2017:** Acquired by Cubs 7/13 for OF Eloy Jimenez, RHP Dylan Cease, INF Matt Rose and INF Bryant Flete

83 BIJAN RADEMACHER OF

BATS: LEFT THROWS: LEFT HEIGHT: 6'0" WEIGHT: 185 MLS: 0



FULL NAME: Bijan Rademacher
(Bee-jahn Rah-de-mock-er)
OPENING DAY AGE: 26, turns 27 on June 15
CONTRACT STATUS: Signed thru 2018
SIGNED BY: Denny Henderson
HOW ACQUIRED: Selected in 13th round of 2012 draft

BORN: 6/15/91 in Santa Ana, CA
RESIDES: Anaheim Hills, CA
FAMILY: Single
NON-ROSTER INVITEE



FACTS AND INFORMATION

Bijan is a non-roster invitee to major league Spring Training for the first time ... in six minor league seasons, he has batted .285 (534-for-1,873) with 108 doubles, 37 homers and 251 RBI ... has appeared with Triple-A Iowa each of the last two seasons, including all of 2017.

- Ⓢ Has batted at least .280 for the season in four of his last five campaigns.
- Ⓢ Was named a mid-season All-Star in 2013 with Kane County (Midwest League) and 2014 with Daytona (Florida State League).
- Ⓢ Attended Orange Coast College in Costa Mesa, Calif. ... was a first-team All-State and All-Orange Empire Conference honoree in 2012 ... was drafted by the Cubs in the 13th round of the 2012 draft ... graduated from Canyon High School in Anaheim, Calif.

YEAR-BY-YEAR REVIEW

2017

Bijan spent the entire season at Triple-A Iowa, batting .294 (85-for-289) with 16 doubles, two triples, seven homers and 46 RBI in 107 games.

- Ⓢ Was placed on the seven-day disabled list, July 24, with a right knee contusion ... activated, July 31.
- Ⓢ Had a strong end to the campaign, batting .340 (33-for-97) in 36 games after the All-Star Break ... batted .271 (52-for-192) in 71 games prior to the Break ... batted .368 (25-for-68) with three homers and 10 RBI in 24 August contests.

2016

Batted a combined .307 (100-for-326) with 22 doubles and 10 homers in 108 games between Double-A Tennessee and Triple-A Iowa.

- Ⓢ Began the season with Double-A Tennessee ... appeared in 86 contests, batting a team-best .313 (80-for-256) with 17 doubles, nine homers and 36 RBI ... was named Southern League Player of the Week, April 7-17, batting .440 with a double, two homers and seven RBI in 10 games.
- Ⓢ Earned his first promotion to the Triple-A level, August 3 ... batted .286 (20-for-70) with five doubles and a homer in 22 games.

2015

Spent the entire season with Double-A Tennessee, appearing in a career-high 113 games ... batted .261 (93-for-357) with 19 doubles, four triples and four homers ... drew a team-high 67 walks, contributing to a .379 OBP ... had a season-high eight-game hitting streak (.417/10-for-24), July 13-21.

2014

Was named a mid-season All-Star for the second-straight season as he batted .281 (108-for-384) with 22 doubles, six triples and 10 homers in 111 games with Single-A Daytona in the Florida State League ... his .281 average led the team and ranked eighth in the Cubs organization.

- Ⓢ Named a MLB.com Organization All-Star following the season.

2013

In his first full pro season, he split the campaign between Single-A Kane County and Single-A Daytona, batting a combined .291 (96-for-330) with 15 doubles, three triples and four homers in 97 games.

- Ⓢ Began the season with Kane County and earned Midwest League mid-season All-Star honors ... batted .303 (56-for-185) with eight doubles and two homers in 55 games ... collected six-consecutive multi-hit games May 3-10, batting .637 (14-for-22) during the span.
- Ⓢ Was promoted to Single-A Daytona, June 28 ... closed the season by batting .276 (40-for-145) in 42 games with the D-Cubs.

2012

Appeared with three clubs in his first taste of pro baseball ... batted a combined .278 (52-for-187) in 52 games between rookie league Mesa (three games), Single-A Boise (14 games) and Single-A Peoria (35 games).

CAREER STATISTICS

| YEAR | TEAM | AVG | G | AB | R | H | 2B | 3B | HR | RBI | SH | SF | HP | BB | SO | SB-CS | E | OBP | SLG |
|----------------------------|---------------|-------------|------------|-------------|------------|------------|------------|-----------|-----------|------------|-----------|-----------|-----------|------------|------------|--------------|-----------|-------------|-------------|
| 2012 | Boise-A | .396 | 14 | 53 | 9 | 21 | 6 | 0 | 1 | 8 | 0 | 1 | 0 | 2 | 7 | 0-1 | 3 | .411 | .566 |
| | Mesa-R | .333 | 3 | 12 | 3 | 4 | 1 | 0 | 1 | 1 | 0 | 0 | 0 | 2 | 2-0 | 0 | .333 | .667 | |
| | Peoria-A | .221 | 35 | 122 | 16 | 27 | 7 | 1 | 0 | 11 | 3 | 0 | 0 | 10 | 26 | 2-1 | 1 | .280 | .295 |
| 2013 | Kane County-A | .303 | 55 | 185 | 24 | 56 | 8 | 0 | 2 | 18 | 1 | 3 | 2 | 21 | 25 | 5-3 | 2 | .374 | .378 |
| | Daytona-A | .276 | 42 | 145 | 22 | 40 | 7 | 3 | 2 | 20 | 0 | 1 | 0 | 14 | 24 | 3-0 | 1 | .338 | .407 |
| 2014 | Daytona-A | .281 | 111 | 384 | 58 | 108 | 22 | 6 | 10 | 56 | 0 | 3 | 9 | 42 | 87 | 4-8 | 11 | .363 | .448 |
| 2015 | Tennessee-AA | .261 | 113 | 357 | 56 | 93 | 19 | 4 | 4 | 47 | 5 | 2 | 2 | 67 | 7-4 | 4 | .379 | .370 | |
| 2016 | Tennessee-AA | .313 | 86 | 256 | 43 | 80 | 17 | 0 | 9 | 36 | 0 | 2 | 1 | 35 | 49 | 0-0 | 7 | .395 | .484 |
| | Iowa-AAA | .286 | 22 | 70 | 10 | 20 | 5 | 0 | 1 | 8 | 1 | 2 | 1 | 7 | 14 | 0-0 | 0 | .350 | .400 |
| 2017 | Iowa-AAA | .294 | 107 | 289 | 38 | 85 | 16 | 2 | 7 | 46 | 1 | 1 | 2 | 36 | 64 | 3-2 | 4 | .375 | .436 |
| MINOR LEAGUE TOTALS | | .285 | 588 | 1873 | 279 | 534 | 108 | 16 | 37 | 251 | 11 | 15 | 17 | 234 | 358 | 26-19 | 33 | .367 | .419 |

CAREER TRANSACTIONS

2012: Selected by Cubs in the 13th round of draft (scout: Denny Henderson)

84 IAN RICE C

BATS: RIGHT THROWS: RIGHT HEIGHT: 6'0" WEIGHT: 200 MILS: 0



FULL NAME: Ian Douglas Rice
OPENING DAY AGE: 24, turns 25 on August 19
CONTRACT STATUS: Signed thru 2018
SIGNED BY: Kevin Ellis
HOW ACQUIRED: Selected in 29th round of 2015 draft

BORN: 8/19/93 in Huntsville, AL
RESIDES: Tallahassee, FL
NON-ROSTER INVITEE



FACTS AND INFORMATION

Ian is a non-roster invitee to major league Spring Training for the first time ... in three pro seasons, he has batted .248 (205-for-826) with 40 doubles, 34 homers and 129 RBI in 263 games ... reached the Double-A level for the first time last season.

- © Has drawn 148 walks in 263 games, contributing to a .368 OBP, 120 points higher than his career batting average.
- © Selected as a Southern League mid-season All-Star in 2017 and a MLB.com Organization All-Star in 2016.
- © Was selected by the Cubs in the 29th round of the 2015 draft out of the University of Houston where he was named to the AAC All-Tournament team in 2015 ... played one season at Houston after transferring from Chipola Junior College.

YEAR-BY-YEAR REVIEW

2017

Ian spent the entire season with Double-A Tennessee, his first action at the Double-A level ... batted .230 (76-for-331) with 11 doubles, 17 homers and 52 RBI in 119 games ... drew 60 walks, contributing to a .353 OBP.

- © Batted .615 (8-for-13) with two doubles, three homers, nine RBI, five runs scored, three walks and a 2.149 OPS from May 1-7 to net Southern League Player of the Week honors.
- © Earned his first mid-season All-Star honor after batting .247 (41-for-166) with nine homers prior to the All-Star Break.

2016

In his first full professional season, he split the campaign between Single-A South Bend and Single-A Myrtle Beach ... batted a combined .265 (89-for-336) with 21 doubles, 15 homers and 58 RBI in 97 games.

- © Began the season with South Bend and batted .310 (39-for-129) with nine homers and 27 RBI in 39 games ... was named Midwest League Player of the Week for May 23-29 after batting .471 with three doubles and three homers.
- © Was promoted to Myrtle Beach June 24 ... hit .238 (50-for-210) with 13 doubles, six homers and 31 RBI in 58 games with the Pelicans.

2015

Began his pro career at Single-A Eugene, appearing in 47 games ... batted .252 (40-for-159) with eight doubles, two homers and 19 RBI ... led the Emeralds with 26 free passes contributing to a .375 OBP, the second-best mark on the team.

CAREER STATISTICS

| YEAR | TEAM | AVG | G | AB | R | H | 2B | 3B | HR | RBI | SH | SF | HP | BB | SO | SB-CS | E | OBP | SLG |
|----------------------------|----------------|-------------|------------|------------|------------|------------|-----------|----------|-----------|------------|----------|----------|-----------|------------|------------|------------|-----------|-------------|-------------|
| 2015 | Eugene-A | .252 | 47 | 159 | 16 | 40 | 8 | 0 | 2 | 19 | 1 | 1 | 6 | 26 | 34 | 2-0 | 4 | .375 | .340 |
| 2016 | South Bend-A | .310 | 39 | 126 | 24 | 39 | 8 | 0 | 9 | 27 | 0 | 4 | 0 | 26 | 27 | 0-0 | 3 | .417 | .587 |
| | Myrtle Beach-A | .238 | 58 | 210 | 33 | 50 | 13 | 0 | 6 | 31 | 0 | 2 | 4 | 36 | 55 | 2-2 | 2 | .357 | .386 |
| 2017 | Tennessee-AA | .230 | 119 | 331 | 40 | 76 | 11 | 1 | 17 | 52 | 0 | 0 | 3 | 60 | 90 | 0-1 | 5 | .353 | .423 |
| MINOR LEAGUE TOTALS | | .248 | 263 | 826 | 113 | 205 | 40 | 1 | 34 | 129 | 1 | 7 | 13 | 148 | 206 | 4-3 | 14 | .368 | .423 |

CAREER TRANSACTIONS

2015: Selected by Cubs in the 29th round of draft (scout: Kevin Ellis)

BEAR CUBS

The greatest number of players to make their major league debuts in one season for the Cubs is 20 – in 1902. The high number of youngsters that season was one of the primary reasons why the club was nicknamed the "Cubs." With the raid of National League players by American League teams, many N.L. clubs stocked their spring training rosters with young, unproven players. The Chicago Daily News, noting all the youngsters in the Chicago camp, used the nickname "Cubs" for the first time in its March 27, 1902 edition.

44 ANTHONY RIZZO INF

BATS: LEFT THROWS: LEFT HEIGHT: 6'3" WEIGHT: 240 MLS: 5-168



FULL NAME: Anthony Vincent Rizzo BORN: 8/8/89 in Parkland, FL
OPENING DAY AGE: 28, turns 29 on August 8 RESIDES: Parkland, FL
CONTRACT STATUS: Signed thru 2019, club options for 2020 & 2021 FAMILY: Engaged — Emily
SIGNED BY: Laz Gutierrez (Boston)
HOW ACQUIRED: From San Diego with P Zach Cates 1/6/12 for P Andrew Cashner & OF Kyung-Min Na



FACTS AND INFORMATION

Anthony is a three-time N.L. All-Star and is in his seventh season with the Cubs after he was acquired from San Diego in a four-player deal in January of 2012 ... in 859 games with Chicago, he's hit .273 (876-for-3,208) with 196 doubles, 13 triples, 165 homers and 525 RBI ... his 165 homers rank 14th in franchise history.

- Ⓢ Finished fourth in both the 2015 and 2016 N.L. Most Valuable Player voting.
- Ⓢ Named the recipient of the 2017 Roberto Clemente Award, annually given to the player who best represents the game of baseball through extraordinary character, community involvement, philanthropy and positive contributions, both on and off the field.
 - Was the Cubs nominee for the Roberto Clemente Award in 2013, 2014, 2015, 2016 and 2017.
- Ⓢ Participated in the 2015 MLB Home Run Derby at Cincinnati's Great American Ball Park.
- Ⓢ Has appeared in 612 games since 2014, tied for the second-most in the N.L. (Charlie Blackmon, 613).
- Ⓢ Has 16-career multi-homer games, tied for 11th-most in Cubs history.
- Ⓢ Has reached 30 doubles, 30 homers and 100 RBI in three-straight seasons ... is only the fourth Cub ever to reach those thresholds in at least three seasons, joining Hack Wilson (4 times, 1927-30), Billy Williams (3 times, 1965, 1970, 1972) and Sammy Sosa (3 times, 1997, 2000-01).
- Ⓢ Has made five-straight Opening Day starts at first base for the Cubs dating to 2013.
- Ⓢ Has tallied six career post-season homers, tied for the most in Cubs post-season history.
- Ⓢ In 2016, he recorded 79 extra-base hits, the most for a Cubs left-handed hitter since Billy Williams had a franchise-record 80 extra-base hits in 1970.
- Ⓢ Was the Cubs finalist for both the 2014 and 2015 Hank Aaron Awards, presented to the league's top hitter ... honored as the 2014 Branch Rickey Award winner in recognition of his work in the community with pediatric cancer patients.
- Ⓢ Named one of six finalists for the Marvin Miller Man of the Year award in 2017.
- Ⓢ On May 13, 2013, signed a seven-year contract through 2019 including club options for 2020 and 2021.
- Ⓢ Played for Team Italy in the World Baseball Classic in March 2013 ... helped the team reach the second round.
- Ⓢ Prior to his trade to Chicago, *Baseball America* named him San Diego's top prospect prior to the 2012 season.
- Ⓢ Batted .303 with 137 doubles, 87 home runs and 343 RBI in 445 minor league contests covering six seasons.
- Ⓢ Made his major league debut with San Diego in 2011.
- Ⓢ Was acquired by the Padres from Boston in December of 2010 as part of a five-player deal that sent Adrian Gonzalez to the Red Sox.
- Ⓢ Limited to 21 minor league games in 2008 after being diagnosed with Limited State Classical Hodgkins' Lymphoma in late April.
- Ⓢ Three times honored as the Cubs Heart and Hustle Award winner by the MLBPA, in 2013, 2015 and 2016.
- Ⓢ Created the Anthony Rizzo Family Foundation in 2012 to help raise money for cancer research, and to provide support to children and their families battling the disease ... besides hosting multiple fundraisers in his hometown of Parkland, Fla., holds annual Cook-Off and Laugh-Off fundraisers in Chicago.
 - The Foundation donated \$3.5 million to Lurie's Children's Hospital in August of 2017.
- Ⓢ Participated in the 2015, 2016 and 2017 Cubs Caravan events.
- Ⓢ Graduated from Marjory Stoneman Douglas High School in Parkland, Fla. ... hit .468 with 48 RBI and 28 walks as a senior.

2017

Anthony posted career-highs in OBP (.392) and runs scored (99), while tying his career-high marks in homers (32) and RBI (109) ... appeared in a team-high 157 games, his fifth-consecutive season of at least 140 games.

- Ⓢ Ranked among N.L. leaders in homers (32, 9th), RBI (109, 5th), runs (99, 9th), total bases (290, t-9th), walks (91, 4th), OBP (.392, 10th) and hit-by-pitches (24, 1st).
- Ⓢ Batted .319 (90-for-282) with a .436 OBP in 80 home games compared to a .228 average (66-for-290) with a .349 OBP in 77 road games.
- Ⓢ Hit 10 homers off left-handed pitchers, tied for second-most in the majors by a left-handed batter, trailing only the Dodgers' Cody Bellinger (12 homers).
- Ⓢ Excelled against the Reds, batting .333 (22-for-66) with seven homers and 23 RBI in 18 games ... the 23 RBI are tied for the third-most all-time by a Cubs player against the Reds in a single season.
- Ⓢ Batted .355 (39-for-110) with nine doubles, seven homers, 30 RBI, 25 runs and 13 walks in 29 August games ... his 30 RBI were the most by a Cubs player in any month since Sammy Sosa's 36 RBI in August of 2001.
- Ⓢ Was named N.L. Player of the Week for August 14-20 after batting .429 with five runs, three doubles, two homers, 13 RBI, a .484 OBP and a .759 slugging mark in seven games ... was his second-career weekly honor.
- Ⓢ Had two hitting streaks of at least 12 games, including a career-high 14-game hitting streak from June 6-20 ... hit .420 (21-for-50) with five doubles, five homers, 17 RBI and a .524 OBP during the streak.
- Ⓢ Homered in three-straight games, April 21-23 and July 15-17 ... the only Cubs player to homer in three-straight games on the season.

CAREER AWARDS

N.L. ALL-STAR TEAM
2014, 2015, 2016
ROBERTO CLEMENTE AWARD
2017
LOUISVILLE SILVER SLUGGER
2016
RAWLINGS PLATINUM GLOVE
2016
RAWLINGS GOLD GLOVE
2016
N.L. ROOKIE OF THE MONTH
July, 2012
N.L. PLAYER OF THE WEEK
July 18-20, 2014
August 14-20, 2017

CAREER HIGHS

MOST HITS
4 (8x) — last, 8/22/16 @ SD
MOST RBI
6 (3x) — last, 4/7/16 @ ARI
MOST RUNS
4 — 6/23/13 vs. HOU
MOST WALKS
4 (2x) — last, 9/13/17 vs. NYM
MOST HBP
2 (8x) — last, 7/18/17 @ ATL
MOST STOLEN BASES
2 (2x) — last, 9/14/17 vs. NYM
MOST DOUBLES
3 — 4/30/13 vs. SD
TWO-HR GAMES
16 — last, 8/26/17 @ PHI
GRAND SLAMS
3 — last, 8/16/17 vs. CIN
INSIDE THE PARK HOME RUNS
1 — 6/29/16 @ CIN
LEADOFF HOME RUNS
3 — last, 6/20/17 vs. SD
LONGEST HITTING STREAK
14 G — 6/6-20/17
WALKOFF RBI
6 — last, 4/10/17 vs. LAD (1B)
WALKOFF HOMERS
3 — last, 9/15/14 vs. CIN

MAJOR LEAGUE REVIEW

2017 (Cont.)

- Connected on a first inning grand slam, August 16 vs. Cincinnati ... marked just the third time in franchise history that the Cubs cleanup hitter hit a grand slam in the first inning with no outs, joining Hank Lieber, September 12, 1939 vs. Boston and Bob O'Farrell, June 14, 1923 vs. Brooklyn.
- Batted leadoff for the first time in his career in 10-straight games from June 13-23, and reached safely in each of his first seven contests to lead off a game (HR, HR, BB, 1B, 2B, 1B, HR) ... became the only player in the last 60 seasons to reach in his first plate appearance in each of his first seven career games hitting leadoff ... was one of 26 major leaguers with at least three leadoff homers in 2017.
 - The only other Cubs player since 1946 to reach safely leading off seven-straight team games is Richie Ashburn, June 28-July 3, 1960.
 - June 13-14 at Citi Field, he became the first Cub since at least 1920 to hit a home run to lead off a game in each of his first two career games batting leadoff ... overall, he became the first player with a leadoff home run in each of his first two career leadoff starts since Arizona's Didi Gregorius on June 4 and 6, 2014 ... was the first Cubs player with consecutive leadoff homers since Tyler Colvin, July 23-24, 2010.
 - June 13 at Citi Field, became the first Cubs first baseman to lead off a game with a home run since Rick Monday on September 11, 1976 at Philadelphia ... thanks to Ed Hartig.
- Delivered a walk-off RBI single in the home opener, April 10 vs. the Dodgers ... his single off Kenley Jansen gave Chicago a 3-2 win.
- Played 157 games at first base, recording a .998 fielding percentage (3 E/1,375 TC).
 - Ended the season on a career-high 138-game errorless streak at first base dating to April 25, surpassing Hall of Famer Ernie Banks and his 126-game errorless run at first base spanning 1969-70 seasons as the longest by a Cubs first baseman since at least the live ball era started in 1920.
 - Also appeared as a second baseman in 10 contests, moving to that position when setting up for possible bunt and forgoing his first baseman mitt for a regular infielder glove.
 - Made his first career appearances in left field and third base, not recording any fielding chances in two games.
- Went 5-for-37 with a double, homer, six RBI, two walks and one HBP in 10 postseason games.

2016

- Anthony was named to his third-straight N.L. All-Star Team, voted by the fans as the squad's starting first baseman ... set career marks with a .292 average (170-for-583), 170 hits, 43 doubles and 109 RBI ... tied his career high with 32 homers, while putting up a .385 on-base percentage and a .544 slugging mark, good for a .929 OPS in 155 games.
- Is the first Cub to make three-straight N.L. All-Star teams since Sammy Sosa made five consecutive, 1998-2002.
 - Was awarded a Rawlings Gold Glove, the Rawlings Platinum Glove and a Louisville Silver Slugger award ... he joins Mark Grace and Derrek Lee as the only other Cubs first basemen to win either a Gold Glove or Silver Slugger award.
 - With 43 doubles and 32 homers, he is the first left-handed hitter in Cubs history to record 40 doubles and 30 homers in a season, and just the fourth overall ... he joins Rogers Hornsby in 1929, Derrek Lee in 2005 and Alfonso Soriano in 2007.
 - Ranked second in the N.L. with 43 doubles (tied) and 109 RBI ... was third with 79 extra-base hits, seventh with a .544 slugging percentage, a .929 OPS and 317 total bases, eighth with 32 homers and 10th with a .385 on-base percentage.
 - Led all first basemen with 125 assists while his .996 fielding percentage (6 E/1,399 TC) ranked fifth in the N.L., leading to his Gold Glove plaudits.
 - Batted .277 (18-for-65) with five doubles, three homers, 10 RBI and 11 runs scored (tied for the most in one postseason in Cubs history) in 17 playoff games.
 - Collected 17 game-winning RBI, second-most in the N.L. (Nolan Arenado, 22).
 - Had four multi-homer efforts: April 24 in Cincinnati, July 20 vs. the Mets, September 6 at Milwaukee and September 14 in St. Louis ... has 13 career two-homer games.
 - Matched career high with six RBI, April 7 in Arizona ... belted a three-run homer in the ninth.
 - Recorded his 10th career multi-homer effort, April 24 in Cincinnati, to give him eight home runs in the team's first 19 games.
 - Collected 24 RBI in April, third-most by any Cub in that month, surpassed only by Derrek Lee's 28 RBI in 2005 and Billy Williams' 25 RBI in 1970 ... his eight April homers were surpassed in franchise annals only by Alfonso Soriano's 10 April long balls in 2011.

- Notched at least two extra-base hits in each of a three-game set in Pittsburgh, May 2-4 ... became the first Cub since Andre Dawson in May of 1989 to have multiple extra-base hits in each of three-consecutive wins on one road trip.
- Reached base safely in a career-high 26-straight games, April 15-May 14.
- Recorded his first career inside the park home run, June 29 in Cincinnati.
- Recorded hits in eight-straight at-bats, July 9 and 10 in Pittsburgh, collecting four hits each game.
 - Became just the fourth Cub since 1913 with consecutive four-hit, two extra-base hit games ... joined Andre Dawson, Randy Jackson and Ripper Collins.
- Made his first career appearance as a second baseman when he set up to field a possible bunt attempt, September 28 at Pittsburgh.
- Went 7-for-14 with two doubles, two homers, three runs and five RBI in the final three games of the NLCS after going 2-for-26 in the first seven postseason games.
- After going 0-for-4 in Game One of the World Series, he proceeded to tally a hit in Games Two through Seven, including a pair of multi-hit affairs.
- Hit a two-out, two-run homer in the ninth inning of Game Six, while going 3-for-5 with three runs scored overall.
- Scored a run in the 10th inning of the decisive Game Seven of the World Series, coming in on a Miguel Montero single.

2015

- Again named to the N.L. All-Star Team, Anthony collected 94 runs, 38 doubles, 31 homers, 101 RBI, 78 walks and 17 stolen bases to become just the sixth left-handed hitter in major league history to reach those numbers in a single season ... he joins Babe Ruth (1921, 1923), Barry Bonds (1993, 1998), Ken Griffey, Jr. (1993), Larry Walker (1997) and Bobby Abreu (2001).
- Named a N.L. All-Star for the second-straight season, was the squad's starting designated hitter (0-for-2).
 - Was the first Cubs starting position player in the All-Star Game since outfielder Kosuke Fukudome and catcher Geovany Soto started in 2008.
 - Reached 30 homers for the second-straight season, becoming just the second left-handed hitting Cub to reach that plateau in multiple campaigns ... joins Billy Williams, who reached 30 homers 13 times.
 - Batted .278 (163-for-586) in 160 games on the season ... his 101 RBI ranked third in the N.L. while his 31 homers ranked sixth.
 - Was hit by a pitch 30 times, tops in the bigs, and a franchise mark that surpassed 17 (Frank Chance in 1905, Marlon Byrd in 2010) ... most in the majors since Pittsburgh's Jason Kendall was hit 31 times in 1998.
 - Set the franchise mark for hit by pitches in April with six, surpassing Reed Johnson in 2008 (5).
 - Became just the second 30-homer, 30-hit by pitch player in major league history, joining Boston's Don Baylor (31 HR, 35 HBP) in 1986.
 - His .387 on-base percentage ranked fifth in the N.L. ... his .899 OPS ranked fourth and his 38 doubles tied for fifth.
 - His 17 steals were a career mark that surpassed his six in 2013 ... ranked second among first basemen, and the 17 swipes were the most by a Cubs first baseman since Leon Durham had 28 in 1982.
 - Had two multi-homer efforts: June 5 in Washington and June 19 in Minnesota.
 - Recorded a .994 fielding percentage (9 E/1,465 TC) in 160 games manning first base ... his 126 assists were second-most among big league first basemen (Joey Votto, 139) ... went 50-straight games without an error, May 26-July 24.
 - Matched his career high with six RBI, May 23 in Arizona ... delivered a three-run double in the fourth inning and hit a game-winning three-run homer in the ninth.
 - The homer snapped a stretch of 64 consecutive long balls with either none or one on base ... his previous homer with at least two on was September 16, 2012 vs. the Pirates, a grand slam.
 - Recorded a career-high 12-game hitting streak, May 25-June 7 ... batted .386 (17-for-44) with seven doubles, a triple, two homers, six RBI and a 1.208 OPS during the run.
 - Homered in four-straight games, July 29-August 1 ... marked the 26th time since 1914 that a Cub had turned the trick, and the first time since Alfonso Soriano, April 30-May 4, 2010.
 - Belted his second career grand slam, September 4 vs. the Diamondbacks, off A.J. Schugel.
 - Batted .188 (6-for-32) with two solo homers, two walks and one hit by pitch in nine post-season games.
 - Homered off the Cardinals Kevin Siegrist in both NLDS Games Three and Four ... it marked the first time in post-season history that a batter hit a homer off the same pitcher in consecutive games within one post-season series.

2014

Anthony was named to the N.L. All-Star team, his first career All-Star nod ... hit a career-high 32 home runs in 140 games to become just the seventh Cubs left-handed hitter to reach 32 homers in a season, and the first since Rick Monday hit 32 in 1976 ... batted .286 (150-for-524) with 28 doubles, one triple, the 32 long balls and 78 RBI on the season.

- Ⓢ Won MLB's Final Vote for the 34th roster spot on the National League roster for the All-Star Game ... won with over 8.8 million votes.
 - ♦ Became just the fourth Cubs first baseman to make the N.L. All-Star team in the last 32 years since 1982, joining Mark Grace (1993, 1995, 1997), Derrek Lee (2005, 2007) and Bryan LaHair (2012).
 - ♦ At age 24, became the youngest Cub to make the N.L. All-Star team as a first baseman ... Phil Cavarretta, age 27 in 1944, was the previous youngest Cubs first baseman to earn the nod.
- Ⓢ His 32 home runs ranked second in the N.L., five behind Miami's Giancarlo Stanton ... became the first Cub to rank at least second in the N.L. in homers since Derrek Lee was second in 2005 with 46.
- Ⓢ His 150 hits marked a career high and surpassed his 141 hits in 2013.
- Ⓢ Ranked third in the N.L. with a .913 OPS and 30 go-ahead RBI ... was ninth with 73 free passes ... tied for 10th with 89 runs and 61 extra-base hits.
- Ⓢ Batted .300 (42-for-140) with eight homers and 23 RBI against lefties ... his average against southpaws ranked fourth among N.L. left-handed hitters while he ranked second in homers (Philadelphia's Ryan Howard had 10).
- Ⓢ Tied for the major league lead with 11 homers on the first pitch of an at-bat ... Baltimore's Nelson Cruz also hit 11 such home runs.
- Ⓢ His 20 home runs prior to the All-Star break were the most by a Cubs left-handed batter since Rick Monday hit 21 before the Mid-Summer Classic in 1973.
- Ⓢ Had three multi-homer efforts: May 31 at Milwaukee, July 18 at Arizona and July 22 vs. San Diego.
- Ⓢ Tied his career high with four hits, April 9 vs. Pittsburgh.
- Ⓢ Drew four walks and hit a two-run homer, April 30 at Cincinnati ... became the first Cub with a homer and four walks in a game since Hee-Seop Choi, April 16, 2003 vs. the Reds.
- Ⓢ Had a 56-game errorless streak from September 1, 2013-May 4, 2014 prior to a fielding miscue, May 5 vs. the White Sox ... was the longest errorless streak by a Cubs first baseman since Derrek Lee's 59-game run in 2010.
- Ⓢ Named N.L. Player of the Week for the period ending July 20 after hitting three homers in a three-game series at Arizona to start the second half of the season (.455/5-for-11).
- Ⓢ Suffered a lower back strain, August 26 in Cincinnati ... missed the next 18 games ... returned to action, September 15 vs. Cincinnati, hitting a walk-off homer to lead off the ninth inning and break a scoreless tie.

2013

In his first full major league season, Anthony's 40 doubles were the most by a Cubs left-handed hitter since Mark Grace had 41 in 2000 ... his 65 extra-base hits were the team's most by a left-handed hitter since Grace had 65 in 1999.

- Ⓢ Batted .233 (141-for-606) with 40 doubles, two triples, 23 home runs, 71 runs scored and 80 RBI in 160 games.
- Ⓢ His 40 doubles and 65 extra-base hits both ranked fifth in the N.L.
- Ⓢ Led the team and ranked sixth in the N.L. with 76 walks.
- Ⓢ His .997 fielding percentage (5 E/1,441 TC) at first base ranked third in the N.L. ... his 0.6 WAR led all full-season first basemen.
- Ⓢ His seven home runs against left-handed pitching were fourth-most among N.L. left-handed hitters.
- Ⓢ Had three multi-homer games ... hit two blasts April 26 in Miami, August 1 vs. the Dodgers and August 21 vs. Washington.
- Ⓢ Belted a home run on the first pitch he saw to begin the season, taking A.J. Burnett deep in the first inning on Opening Day in Pittsburgh.
- Ⓢ His eight April home runs are a franchise record for a Cubs left-handed hitter, surpassing seven by Billy Williams (1970) and Henry Rodriguez (2000).
 - ♦ The eight homers in April are tied for second-most by any Cubs hitter in franchise history ... Alfonso Soriano hit 10 April home runs in 2011.
- Ⓢ Besides his eight April home runs, drove in 20 runs on the month, the second-most RBI by a Cubs left-handed hitter in April (Billy Williams, 25 in 1970).
- Ⓢ Set a career high with three doubles, April 30 vs. the Padres.
- Ⓢ Set a career mark with four runs scored and drove in four runs, June 23 vs. Houston ... went 3-for-3 with a double and a homer.

2012

Anthony, acquired from San Diego in January, made his Cubs debut, June 26, and went on to hit .285 (96-for-337) with 15 doubles, 15 home runs and 48 RBI in 87 games for Chicago ... his 48 RBI dating to June 26 led N.L. rookies while his 15 homers were tied for second most.

- Ⓢ Combined for 38 homers and 110 RBI in 157 games between Chicago and Triple-A Iowa.
- Ⓢ Named the N.L. Rookie of the Month for July after hitting .330 (32-for-97) with seven home runs and 17 RBI.
 - ♦ The seven home runs tied a Cubs rookie record for the month of July ... Gene Baker had seven home runs in July of 1954.
- Ⓢ First player ever to have three game-winning RBI in his first five games with Chicago ... had four game-winning RBI in his first 10 games.
- Ⓢ Made 85 starts at first base and recorded a .995 fielding percentage (4 E/735 TC).
- Ⓢ Had a career-high four hits twice: July 6 at the Mets and August 13 vs. Houston.
- Ⓢ Belted his first home run as a Cub, June 30 vs. Houston, off J.A. Happ.
- Ⓢ Belted his first-career walk-off home run, July 29 vs. St. Louis ... was a two-run, 10th-inning blast to give Chicago a 4-2 victory.
- Ⓢ Recorded his first-career multi-homer game and first-career grand slam, September 16 vs. Pittsburgh ... hit a two-run homer in the fifth and added the slam in the sixth.
 - ♦ Finished the game with a career-high six RBI.

2011

Anthony began his fifth pro season with Triple-A Tucson, but made his major league debut in the first of two stints with the Padres during his lone year with the organization ... made 37 starts for San Diego, all at first base.

- Ⓢ Had his contract selected by the Padres, June 9, and made his big league debut that night vs. Washington ... collected his first career hit with a triple in the fifth inning.
 - ♦ At 21 years and 305 days, he was the youngest Padres player to make his big league debut since Sean Burroughs did so in 2002 (April 2 at 21 years and 202 days).
 - ♦ With a triple for his first hit, he became the fourth Padre to triple in his first Big League game and first to do since teammate Will Venable (August 29, 2008 vs. Colorado).
- Ⓢ Hit his first major league home run, June 11 vs. Washington (off John Lannan) with a solo shot in the second inning.
- Ⓢ Was optioned back to Tucson, July 22, but recalled for the remainder of the season, September 4.
- Ⓢ All told, batted .141 (18-for-128) with eight doubles, one triple, one home run and nine RBI in 49 games for the Padres.

MINOR LEAGUE REVIEW

- Ⓢ In **2012**, he began the year with Triple-A Iowa and hit .342 (88-for-257) with 48 runs, 18 doubles, two triples, 23 homers, 62 RBI and 179 total bases in 70 games ... named Cubs Minor League Player of the Month in April and May ... named to Topps/Minor League Baseball Triple-A All-Star Team.
- Ⓢ In **2011**, batted .331 (118-for-356) with 34 doubles, 26 home runs and 101 RBI in 93 games with Triple-A Tucson, while making his major league debut with San Diego.
- Ⓢ In **2010**, he was named the Red Sox Offensive Co-Player of the Year after leading the system with 25 homers ... named Double-A Portland's MVP, hitting 20 homers in 107 games.
- Ⓢ In **2009**, he was named a South Atlantic All-Star ... led Boston minor leaguers with a .368 OBP ... named Red Sox Defensive Player of the Month for July ... was on the D.L. with a back strain, July 31-August 14 ... ranked as the No. 8 prospect in the Red Sox system by *Baseball America*.
- Ⓢ In **2008**, he limited to 21 games from April 3-26 with Single-A Greenville after being diagnosed with Limited Stage Classical Hodgkin's Lymphoma ... place on the Temporary Inactive List, April 28-April 30, and landed on the disabled list, May 1.
- Ⓢ In **2007**, he made his pro debut with the Gulf Coast League Red Sox.

CAREER STATISTICS

| YEAR | TEAM | AVG | G | AB | R | H | 2B | 3B | HR | RBI | SH | SF | HP | BB | SO | SB-CS | E | OBP | SLG |
|----------------------------|---------------|-------------|------------|-------------|------------|------------|------------|-----------|------------|------------|----------|-----------|------------|------------|------------|--------------|-----------|-------------|-------------|
| 2007 | GCL Red Sox-R | .286 | 6 | 21 | 6 | 6 | 0 | 0 | 1 | 3 | 0 | 0 | 2 | 1 | 2 | 0-0 | 0 | .375 | .429 |
| 2008 | Greenville-A | .373 | 21 | 83 | 9 | 31 | 6 | 0 | 0 | 11 | 0 | 0 | 1 | 3 | 15 | 0-0 | 2 | .402 | .446 |
| 2009 | Greenville-A | .298 | 64 | 245 | 40 | 73 | 21 | 0 | 9 | 42 | 0 | 2 | 2 | 25 | 60 | 2-1 | 2 | .365 | .494 |
| | Salem-A | .295 | 55 | 200 | 23 | 59 | 16 | 0 | 3 | 24 | 0 | 3 | 1 | 25 | 39 | 2-0 | 4 | .371 | .420 |
| 2010 | Salem-A | .248 | 29 | 117 | 26 | 29 | 12 | 0 | 5 | 20 | 0 | 2 | 0 | 16 | 32 | 3-0 | 1 | .333 | .479 |
| | Portland-AA | .263 | 107 | 414 | 66 | 109 | 30 | 0 | 20 | 80 | 0 | 6 | 2 | 45 | 100 | 7-1 | 15 | .334 | .481 |
| 2011 | Tucson-AAA | .331 | 93 | 356 | 64 | 118 | 34 | 1 | 26 | 101 | 0 | 8 | 6 | 43 | 89 | 7-6 | 12 | .404 | .652 |
| | San Diego | .141 | 49 | 128 | 9 | 18 | 8 | 1 | 1 | 9 | 0 | 0 | 4 | 21 | 46 | 2-1 | 2 | .281 | .242 |
| 2012 | Iowa-AAA | .342 | 70 | 257 | 48 | 88 | 18 | 2 | 23 | 62 | 0 | 4 | 23 | 52 | 2-2 | 9 | .405 | .696 | |
| | CUBS | .285 | 87 | 337 | 44 | 96 | 15 | 0 | 15 | 48 | 0 | 1 | 3 | 27 | 62 | 3-2 | 4 | .342 | .463 |
| 2013 | CUBS | .233 | 160 | 606 | 71 | 141 | 40 | 2 | 23 | 80 | 0 | 2 | 6 | 76 | 127 | 6-5 | 5 | .323 | .419 |
| 2014 | CUBS | .286 | 140 | 524 | 89 | 150 | 28 | 1 | 32 | 78 | 0 | 4 | 15 | 73 | 116 | 5-4 | 9 | .386 | .527 |
| 2015 | CUBS | .278 | 160 | 586 | 94 | 163 | 38 | 3 | 31 | 101 | 0 | 7 | *30 | 78 | 105 | 17-6 | 9 | .387 | .512 |
| 2016 | CUBS | .292 | 155 | 583 | 94 | 170 | 43 | 4 | 32 | 109 | 0 | 3 | 16 | 74 | 108 | 3-5 | 6 | .385 | .544 |
| 2017 | CUBS | .273 | 157 | 572 | 99 | 156 | 32 | 3 | 32 | 109 | 0 | 4 | *24 | 91 | 90 | 10-4 | 3 | .392 | .507 |
| MAJOR LEAGUE TOTALS | | .268 | 908 | 3336 | 500 | 894 | 204 | 14 | 166 | 534 | 0 | 21 | 98 | 440 | 654 | 46-27 | 38 | .368 | .487 |
| CUBS TOTALS | | .273 | 859 | 3208 | 491 | 876 | 196 | 13 | 165 | 525 | 0 | 21 | 94 | 419 | 608 | 44-26 | 36 | .371 | .497 |
| MINOR LEAGUE TOTALS | | .303 | 445 | 1693 | 282 | 513 | 137 | 3 | 87 | 343 | 0 | 21 | 18 | 181 | 389 | 23-10 | 45 | .372 | .542 |

*Led League

| PCT | G | PO | A | E | TC | DP | 2017/CAREER | PCT | G | PO | A | E | TC | DP |
|-------------|-------------|------------|----------|-------------|------------|--------------------|-------------|-------------|------------|-----------|-------------|------------|------|-----|
| .998 | 157 | 1222 | 150 | 3 | 1375 | 112 | First Base | .995 | 900 | 7292 | 740 | 38 | 8070 | 634 |
| 1.000 | 10 | 0 | 2 | 0 | 2 | 1 | Second Base | 1.000 | 11 | 0 | 3 | 0 | 3 | 1 |
| --- | 1 | 0 | 0 | 0 | 0 | 0 | Third Base | --- | 1 | 0 | 0 | 0 | 0 | 0 |
| --- | 1 | 0 | 0 | 0 | 0 | 0 | Left Field | --- | 1 | 0 | 0 | 0 | 0 | 0 |
| .998 | 1222 | 152 | 3 | 1377 | 113 | M.L. TOTALS | .995 | 7292 | 743 | 38 | 8073 | 635 | | |

WILD CARD STATISTICS

| YEAR | TEAM/OPP | AVG | G | AB | R | H | 2B | 3B | HR | RBI | SH | SF | HP | BB | SO | SB-CS | E | OBP | SLG |
|------|-----------|------|---|----|---|---|----|----|----|-----|----|----|----|----|----|-------|---|------|------|
| 2015 | CHI @ PIT | .000 | 1 | 4 | 0 | 0 | 0 | 0 | 0 | 0 | 0 | 0 | 1 | 0 | 2 | 0-0 | 0 | .000 | .000 |

DIVISION SERIES STATISTICS

| YEAR | TEAM/OPP | AVG | G | AB | R | H | 2B | 3B | HR | RBI | SH | SF | HP | BB | SO | SB-CS | E | OBP | SLG |
|-------------------------------|-------------|-------------|-----------|-----------|----------|----------|----------|----------|----------|----------|----------|----------|----------|----------|-----------|------------|----------|-------------|-------------|
| 2015 | CHI vs. STL | .214 | 4 | 14 | 3 | 3 | 0 | 0 | 2 | 2 | 0 | 0 | 0 | 1 | 4 | 0-0 | 0 | .267 | .643 |
| 2016 | CHI vs. SF | .067 | 4 | 15 | 1 | 1 | 0 | 0 | 0 | 0 | 0 | 0 | 0 | 2 | 4 | 0-0 | 0 | .176 | .067 |
| 2017 | CHI vs. WSH | .200 | 5 | 20 | 1 | 4 | 1 | 0 | 1 | 6 | 0 | 0 | 0 | 1 | 6 | 0-0 | 0 | .238 | .400 |
| DIVISION SERIES TOTALS | | .163 | 13 | 49 | 5 | 8 | 1 | 0 | 3 | 8 | 0 | 0 | 0 | 4 | 14 | 0-0 | 0 | .226 | .367 |

LEAGUE CHAMPIONSHIP SERIES STATISTICS

| YEAR | TEAM/OPP | AVG | G | AB | R | H | 2B | 3B | HR | RBI | SH | SF | HP | BB | SO | SB-CS | E | OBP | SLG |
|-------------------|-------------|-------------|-----------|-----------|----------|-----------|----------|----------|----------|----------|----------|----------|----------|----------|-----------|------------|----------|-------------|-------------|
| 2015 | CHI vs. NYM | .214 | 4 | 14 | 1 | 3 | 0 | 0 | 0 | 0 | 0 | 0 | 1 | 1 | 2 | 0-0 | 0 | .313 | .214 |
| 2016 | CHI vs. LAD | .320 | 6 | 25 | 3 | 8 | 2 | 0 | 2 | 5 | 0 | 0 | 0 | 2 | 6 | 1-0 | 0 | .370 | .640 |
| 2017 | CHI vs. LAD | .059 | 5 | 17 | 0 | 1 | 0 | 0 | 0 | 0 | 0 | 0 | 1 | 1 | 8 | 0-0 | 0 | .158 | .059 |
| LCS TOTALS | | .214 | 15 | 56 | 4 | 12 | 2 | 0 | 2 | 5 | 0 | 0 | 2 | 4 | 16 | 1-0 | 0 | .290 | .357 |

WORLD SERIES STATISTICS

| YEAR | TEAM/OPP | AVG | G | AB | R | H | 2B | 3B | HR | RBI | SH | SF | HP | BB | SO | SB-CS | E | OBP | SLG |
|------|-------------|------|---|----|---|---|----|----|----|-----|----|----|----|----|----|-------|---|------|------|
| 2016 | CHI vs. CLE | .360 | 7 | 25 | 7 | 9 | 3 | 0 | 1 | 5 | 0 | 0 | 2 | 4 | 3 | 1-0 | 0 | .484 | .600 |

ALL-STAR GAME STATISTICS

| YEAR | TEAM/SITE | AVG | G | AB | R | H | 2B | 3B | HR | RBI | SH | SF | HP | BB | SO | SB-CS | E | OBP | SLG |
|-----------------------------|-----------|-------------|----------|----------|----------|----------|----------|----------|----------|----------|----------|----------|----------|----------|----------|------------|----------|-------------|-------------|
| 2014 | N.L./MIN | .000 | 1 | 1 | 0 | 0 | 0 | 0 | 0 | 0 | 0 | 0 | 0 | 0 | 1 | 0-0 | 0 | .000 | .000 |
| 2015 | N.L./CIN | .000 | 1 | 2 | 0 | 0 | 0 | 0 | 0 | 0 | 0 | 0 | 0 | 0 | 0 | 0-0 | 0 | .000 | .000 |
| 2016 | N.L./SD | .500 | 1 | 2 | 0 | 1 | 0 | 0 | 0 | 0 | 0 | 0 | 0 | 0 | 0 | 0-0 | 0 | .500 | .500 |
| ALL-STAR GAME TOTALS | | .200 | 3 | 5 | 0 | 1 | 0 | 0 | 0 | 0 | 0 | 0 | 0 | 0 | 1 | 0-0 | 0 | .200 | .200 |

WORLD BASEBALL CLASSIC STATISTICS

| YEAR | TEAM | AVG | G | AB | R | H | 2B | 3B | HR | RBI | SH | SF | HP | BB | SO | SB-CS | E | OBP | SLG |
|------|-------|------|---|----|---|---|----|----|----|-----|----|----|----|----|----|-------|---|------|------|
| 2013 | ITALY | .235 | 5 | 17 | 4 | 4 | 2 | 0 | 0 | 6 | 0 | 0 | 0 | 5 | 3 | 0-0 | 0 | .409 | .353 |

CAREER TRANSACTIONS

- 2007:** Selected by Boston in the sixth round of draft (scout: Laz Gutierrez)
- 2010:** Acquired by San Diego 12/5 with RHP Casey Kelly, OF Reymond Fuentes and a player to be named (INF Eric Patterson) for INF Adrian Gonzalez
- 2012:** Acquired by Cubs 1/6 with RHP Zach Cates for RHP Andrew Cashner and OF Kyung-Min Na
- 2013:** Signed a seven-year major league contract through 2019 with Cubs 5/13 ... includes club options for both 2020 and 2021



77 RANDY ROSARIO LHP

BATS: LEFT THROWS: LEFT HEIGHT: 6'1" WEIGHT: 210 MLS: 0-10

FULL NAME: Randy Miguel Rosario
OPENING DAY AGE: 23, turns 24 on May 18
CONTRACT STATUS: Signed thru 2018
SIGNED BY: Fred Guerrero (Twins)
HOW ACQUIRED: Claimed off waivers from Minnesota 11/3/17

BORN: 5/18/94 in Rio San Juan, D.R.
RESIDES: Rio San Juan, D.R.
FAMILY: Single



FACTS AND INFORMATION

Randy was claimed off waivers from Minnesota, November 3, 2017 ... spent his first seven seasons in the Twins organization, culminating with his major league debut last season.

- Ⓢ Has gone 18-22 with a 3.37 ERA (132 ER/352.2 IP) in 107-career minor league games, 55 as a starter ... in his first major league action last season, he allowed eight runs in 2.1 innings in two appearances.
- Ⓢ Originally signed with Minnesota as a non-drafted free agent, August 16, 2010, out of the Dominican Republic.

YEAR-BY-YEAR REVIEW

2017

Randy spent the majority of the season in the minors, but did make his major league debut in June, appearing in two games with the Twins.

- Ⓢ Was selected to his first major league roster, June 1, and made his debut the follow day at the Angels ... allowed three runs in 2.0 innings in the club's 11-5 victory ... allowed five runs in 0.1 innings in his only other appearance before being optioned, June 10.
- Ⓢ Was named Twins Minor League Pitcher of the Month for May, posting a 0.66 ERA (1 ER/13.2 IP) with two walks and 18 strikeouts for Double-A Chattanooga ... overall, he went 1-0 with a 4.08 ERA (26 ER/57.1 IP) in 32 games with the Lookouts ... also appeared in two games with Single-A Ft. Myers.

2016

Randy combined to go 6-7 with a 3.77 ERA (42 ER/100.1 IP) with one save, 39 walks and 78 strikeouts in 25 games (16 starts) between Single-A Ft. Myers and Double-A Chattanooga.

- Ⓢ Began the season as starter for the Miracle, going 6-6 with a 3.60 ERA (34 ER/85.0 IP) in 16 starts before becoming a reliever in early August; made five relief appearances for the Miracle, allowing one run in 9.1 innings pitched (0.96 ERA) ... promoted to Double-A Chattanooga, August 20.
- Ⓢ Made four relief appearances for the Lookouts, allowing seven runs in 6.0 innings pitched (10.50 ERA).
- Ⓢ Pitched for Surprise in the Arizona Fall League, going 1-0 with a 4.26 ERA (6 ER/12.2 IP) with five walks and 11 strikeouts in 10 relief appearances.

2015

Began the season on Single-A Cedar Rapids seven-day disabled list with a left ulnar collateral ligament injury ... made two rehab starts with GCL Twins in late June and was reinstated, July 1 ... made 11 appearances (10 starts) to finish the season, four of the starts being quality starts.

- Ⓢ Went 1-1 with a 0.90 ERA (2 ER/20.0 IP) with six walks and 18 strikeouts in final three starts.
- Ⓢ Held left-handed batters to a .241 (13-for-54) average and right-handed batters to a .273 (42-for-154) average.
- Ⓢ Added to Twins 40-man roster, November 20 ... ranked 22nd best prospect in Twins system by *Baseball America* entering 2016.

2014

Started the season with Single-A Cedar Rapids but made just three starts before being placed on the seven-day disabled list, April 23, with a left flexor mass strain, missing the remainder of the season ... had surgery on his left elbow, May 28.

- Ⓢ Went 0-1 with a 5.40 ERA (7 ER/11.2 IP) in his three starts prior to his injury.

2013

Spent the entire season with rookie league Elizabethton as a starter ... was his first season being used solely in starting rotation, making nine starts ... set a then career-high in innings pitched (44.2 IP) ... went 4-3 with a 2.82 ERA (14 ER/44.2 IP) ... fanned 37 batters while walking 18.

- Ⓢ Placed on seven-day disabled list, August 21, with left biceps tendinitis, missing the rest of the season.

2012

Spent second professional season with the GCL Twins, going 2-1 with a 1.64 ERA (7 ER/38.1 IP) in 10 games (seven starts) ... held opponents to a .147 (19-for-129) average with five extra-base hits.

2011

Spent his first professional season with the DSL Twins, tying for third on the staff in starts (eight) ... held opponents to a .212 (28-for-132) batting average; left-handed batters hit .167 (3-for-18) while right-handed batters hit .219 (25-for-114).

CAREER HIGHS

LONGEST RELIEF APPEARANCE

2.0 IP – 6/2/17 @ LAA

MOST HITS ALLOWED

4 – 6/6/17 @ SEA

MOST RUNS ALLOWED

5 – 6/6/17 @ SEA

CAREER STATISTICS

| YEAR | TEAM | W-L | ERA | G | GS | CG | SHO | SV | IP | H | R | ER | HR | HB | BB | SO | WP | BK |
|----------------------------|------------------|--------------|--------------|------------|-----------|-----------|----------|----------|--------------|------------|------------|------------|-----------|------------|-----------|------------|-----------|----------|
| 2011 | DSL Twins-R | 2-4 | 3.86 | 13 | 8 | 0 | 0 | 0 | 35.0 | 28 | 22 | 15 | 0 | 19 | 1 | 26 | 8 | 1 |
| 2012 | GCL Twins-R | 2-1 | 1.64 | 10 | 7 | 0 | 0 | 0 | 38.1 | 19 | 12 | 7 | 0 | 19 | 5 | 42 | 3 | 0 |
| 2013 | Elizabethton-R | 4-3 | 2.82 | 9 | 9 | 0 | 0 | 0 | 44.2 | 42 | 16 | 14 | 0 | 18 | 1 | 37 | 3 | 1 |
| 2014 | Cedar Rapids-A | 0-1 | 5.40 | 3 | 3 | 0 | 0 | 0 | 11.2 | 15 | 9 | 7 | 2 | 8 | 0 | 4 | 2 | 0 |
| 2015 | GCL Twins-R | 1-0 | 0.00 | 2 | 2 | 0 | 0 | 0 | 8.0 | 5 | 0 | 0 | 0 | 1 | 1 | 9 | 0 | 1 |
| | Cedar Rapids-A | 2-6 | 3.52 | 11 | 10 | 0 | 0 | 0 | 53.2 | 55 | 31 | 21 | 1 | 19 | 1 | 45 | 10 | 2 |
| 2016 | Fort Myers-A | 6-6 | 3.34 | 21 | 16 | 1 | 0 | 1 | 94.1 | 102 | 47 | 35 | 3 | 34 | 2 | 68 | 7 | 0 |
| | Chattanooga-AA | 0-1 | 10.50 | 4 | 0 | 2 | 0 | 0 | 6.0 | 6 | 7 | 7 | 1 | 5 | 0 | 10 | 1 | 0 |
| 2017 | Fort Myers-A | 0-0 | 0.00 | 2 | 0 | 0 | 0 | 0 | 3.2 | 2 | 0 | 0 | 0 | 0 | 1 | 3 | 0 | 0 |
| | Chattanooga-AA | 1-0 | 4.08 | 32 | 0 | 8 | 0 | 1 | 57.1 | 57 | 29 | 26 | 4 | 23 | 3 | 45 | 4 | 0 |
| | Minnesota | 0-0 | 30.86 | 2 | 0 | 0 | 0 | 0 | 2.1 | 7 | 8 | 8 | 1 | 1 | 0 | 2 | 0 | 0 |
| MINOR LEAGUE TOTALS | | 18-22 | 3.37 | 107 | 55 | 11 | 0 | 2 | 352.2 | 331 | 173 | 132 | 11 | 146 | 15 | 289 | 38 | 5 |

SV/OPP: 2017/Career – 0/0 ... HOLDS: 2017/Career – 0 ... IR/IRS: 2017/Career – 1/0

| YEAR | AVG | AB | R | H | 2B | 3B | HR | RBI | SH | SF | HP | BB | SO | SB | CS | PCT | G | PO | A | E | TC | DP |
|-------------|------|----|---|---|----|----|----|-----|----|----|----|----|----|----|----|-----|---|----|---|---|----|----|
| 2017/Career | .000 | 0 | 0 | 0 | 0 | 0 | 0 | 0 | 0 | 0 | 0 | 0 | 0 | 0 | 0 | --- | 2 | 0 | 0 | 0 | 0 | 0 |

CAREER TRANSACTIONS

2010: Signed by Minnesota as a non-drafted free agent 8/16 (scout: Fred Guerrero)

2017: Claimed off waivers by Cubs 11/3

SPANNING THE GLOBE

The Cubs have had players born in 49 U.S. states, the District of Columbia and 24 territories/foreign countries ... the only state not represented by a Cubs player is Alaska ... the first Cubs born in foreign countries/U.S. territories:

| | | |
|---|--|---|
| Bahamas ... Andre Rodgers ... 1961-64 | Ireland ... Jimmy Hallinan ... 1877-78 | Puerto Rico ... Hi Bithorn ... 1942-43,1946 |
| Canada ... Fred Demarais ... 1890 | Italy ... Julio Bonetti ... 1940 | Scotland ... Hugh Nicol ... 1881-82 |
| Columbia ... José Quintana ... 2017 | Japan ... Kosuke Fukudome ... 2008-11 | Singapore ... Robin Jennings ... 1996-97 |
| Cuba ... Mike Gonzalez ... 1925-29 | Jamaica ... Rolando Roomes ... 1988 | South Korea ... Hee Seop Choi ... 2002-03 |
| Curacao ... Randall Simon ... 2003 | Mexico ... Jesse Flores ... 1942 | Taiwan ... Jen-Ho Tseng ... 2017 |
| Dominican Republic ... Roberto Pena ... 1965-66 | Nicaragua ... Porfirio Altamirano ... 1984 | Venezuela ... Roberto Rodriguez ... 1970 |
| Germany ... Ed Eiteljorge ... 1890 | Panama ... Adolfo Phillips ... 1966-69 | Virgin Islands ... Elie Hendricks ... 1972 |
| Holland ... John Houseman ... 1894 | Poland ... Moe Drabowsky ... 1956-60 | West Germany ... Craig Lefferts ... 1983 |



51 MICHAEL ROTH LHP

BATS: LEFT THROWS: LEFT HEIGHT: 6'1" WEIGHT: 210 MLS: 0+99

FULL NAME: Michael Thomas Roth
OPENING DAY AGE: 28
CONTRACT STATUS: Signed thru 2018
SIGNED BY: Brandon McArthur (Los Angeles-A.L.)
HOW ACQUIRED: Signed a minor league contract 1/25/18

BORN: 2/15/90 in Greer, SC
RESIDES: Greenville, SC
FAMILY: Married — Rachel
NON-ROSTER INVITEE



FACTS AND INFORMATION

Michael signed a minor league contract with an invitation to Spring Training in January ... is in his seventh pro season since being selected in the ninth round of the 2012 draft by the Angels.

- Has appeared in parts of three major league seasons with the Angels (2013-14) and Rangers (2016), going 2-1 with an 8.50 ERA (34 ER/36.0 IP).
- In six minor league campaigns, he has gone 43-34 with a 3.83 ERA (265 ER/623.1 IP) in 134 games, including 108 starts ... has appeared with the following organizations: the Angels (2012-14), Cleveland (2015), Texas (2016), San Francisco (2017) and Tampa Bay (2017).
- Named a mid-season All-Star in 2014 (Texas League) and 2016 (Pacific Coast League) ... also named a post-season All-Star in 2014 (Texas League).
- Pitched for Great Britain in the 2013 World Baseball Classic qualifier ... has dual citizenship with the USA and Great Britain due to his mother's English heritage.
- Attended the University of South Carolina where he led the Gamecocks to the College World Series in three-straight years from 2010-12, including back-to-back National Championships in 2010 and 2011 ... earned consensus All-America honors in 2011 after posting a 1.06 ERA.
- Made eight-career starts in the College World Series, including a CWS record 60.1-career innings pitched.
- Graduated from Riverside High School in Greer, S.C.

CAREER HIGHS

MOST STRIKEOUTS
4 – 4/13/13 vs. HOU

LONGEST RELIEF APPEARANCE
4.2 IP – 8/2/14 @ TB

MOST HITS ALLOWED
10 – 7/4/16 @ BOS

MOST RUNS ALLOWED
6 – 7/4/16 @ BOS

MOST HOMERS ALLOWED
3 – 7/4/16 @ BOS

MOST WALKS ALLOWED
2 (5x) – last, 9/22/14 @ OAK

CONSECUTIVE SCORELESS IP
10.2 IP – 7/6/13-8/2/14

YEAR-BY-YEAR REVIEW

2017

Michael went a combined 6-8 with a 4.84 ERA (60 ER/111.2 IP) in 25 games (20 starts) between Triple-A Sacramento (San Francisco) and Triple-A Durham (Tampa Bay).

- Began the season in the Giants organization with Sacramento ... went 4-4 with a 4.68 ERA (35 ER/67.1 IP) in 15 games, including 11 starts.
- Was released by San Francisco July 1 and signed with Tampa Bay, July 5 ... assigned to Triple-A Durham.
- Went 2-4 with a 5.08 ERA (25 ER/44.1 IP) in 10 games (nine starts) with the Bulls.
- Was on the minor league disabled list from June 2-18 (blister on left hand) and August 25-September 20 (left finger fracture).

2016

Spent the majority of the season with Triple-A Round Rock, posting an 11-5 record with a 2.97 ERA (48 ER/145.1 IP) in 28 games (23 starts) ... his 2.97 ERA was second-lowest in the Pacific Coast League ... was named a mid-season All-Star by the PCL.

- On June 26 vs. Colorado Springs, the southpaw took a no-hitter into the eighth inning before settling for a two-hitter and his first career shutout.
- Appeared in one game for the Texas Rangers on July 4 at Boston ... allowed six earned runs on 10 hits in 3.2 innings of relief.

2015

In his only season in the Cleveland organization, he went 9-9 with a 4.85 ERA (67 ER/124.1 IP) in a career-high 31 games (19 starts).

- Earned a complete game victory, July 9 at Toledo ... allowed five hits and one unearned run in the club's 6-1 victory.

2014

Spent most of the season at Double-A Arkansas, going 11-7 with a 2.62 ERA (41 ER/140.2 IP) in 22 starts ... was named a Texas League postseason and mid-season All-Star ... twice earned league Pitcher of the Week honors.

- Went 0-3 with a 5.48 ERA over four starts in April, before going 11-4 with a 2.11 ERA in 18 starts the rest of the way.
- Had three stints with the Angels, going 1-0 with an 8.76 ERA (12 ER/12.1 IP) and a .340 (16-for-47) opponents average against over seven relief appearances.

2013

Posted a 1-1 record with a 7.20 ERA (16 ER/20.0 IP) in 15 games (one start) across three stints with the Los Angeles Angels.

- Earned the win in his Major League debut on April 13 vs. Houston, becoming the first Halos reliever to win his Major League debut since Curt Brown in 1983 ... also became the first Angels reliever to throw 2.0 innings and strike out four batters in his Major League debut.
- Made his first and only career start on April 24 vs. Texas, allowing five runs on six hits in 3.1 innings.
- Went 6-3 with a 4.20 ERA (37 ER/79.1 IP) in 17 games (15 starts) with Double-A Arkansas.

2012

Made his pro debut with rookie league Orem ... went 0-2 with a 4.91 ERA (12 ER/22.0 IP) in 11 games (nine starts).

CAREER STATISTICS

| YEAR | TEAM | W-L | ERA | G | GS | CG | SHO | SV | IP | H | R | ER | HR | HB | BB | SO | WP | BK |
|----------------------------|--------------------|--------------|-------------|------------|------------|----------|----------|----------|--------------|------------|------------|------------|-----------|-----------|------------|------------|-----------|----------|
| 2012 | Orem-R | 0-2 | 4.91 | 11 | 9 | 0 | 0 | 0 | 22.0 | 23 | 13 | 12 | 2 | 3 | 11 | 21 | 2 | 0 |
| 2013 | Arkansas-AA | 6-3 | 4.20 | 17 | 15 | 0 | 0 | 0 | 79.1 | 77 | 42 | 37 | 8 | 9 | 36 | 51 | 6 | 1 |
| | Los Angeles (A.L.) | 1-1 | 7.20 | 15 | 1 | 0 | 0 | 0 | 20.0 | 24 | 16 | 16 | 0 | 1 | 6 | 17 | 2 | 0 |
| 2014 | Arkansas-AA | 11-7 | 2.62 | 22 | 22 | 0 | 0 | 0 | 140.2 | 121 | 48 | 41 | 9 | 3 | 53 | 79 | 3 | 0 |
| | Los Angeles (A.L.) | 1-0 | 8.76 | 7 | 0 | 0 | 0 | 0 | 12.1 | 16 | 12 | 12 | 2 | 3 | 9 | 9 | 0 | 0 |
| 2015 | Columbus-AAA | 9-9 | 4.85 | 31 | 19 | 2 | 0 | 0 | 124.1 | 142 | 71 | 67 | 20 | 3 | 43 | 75 | 2 | 0 |
| 2016 | Round Rock-AAA | 11-5 | 2.97 | 28 | 23 | 1 | 1 | 0 | 145.1 | 136 | 50 | 48 | 9 | 5 | 42 | 94 | 1 | 0 |
| | Texas | 0-0 | 14.73 | 1 | 0 | 0 | 0 | 0 | 3.2 | 10 | 6 | 6 | 3 | 0 | 1 | 3 | 0 | 0 |
| 2017 | Sacramento-AAA | 4-4 | 4.68 | 15 | 11 | 0 | 0 | 1 | 67.1 | 89 | 44 | 35 | 6 | 2 | 18 | 42 | 3 | 0 |
| | Durham-AAA | 2-4 | 5.08 | 10 | 9 | 0 | 0 | 0 | 44.1 | 50 | 28 | 25 | 11 | 1 | 11 | 37 | 2 | 0 |
| MAJOR LEAGUE TOTALS | | 2-1 | 8.50 | 23 | 1 | 0 | 0 | 0 | 36.0 | 50 | 34 | 34 | 5 | 4 | 16 | 29 | 2 | 0 |
| MINOR LEAGUE TOTALS | | 43-34 | 3.83 | 134 | 108 | 3 | 1 | 1 | 623.1 | 638 | 296 | 265 | 65 | 26 | 214 | 399 | 19 | 1 |

SV/OPP: 2017 – 0/0 ... Career – 0/0 ... HOLDS: 2017 – 0 ... Career – 0 ... IR/IRS: 2017 – 0/0 ... Career – 14/2

| YEAR | AVG | AB | R | H | 2B | 3B | HR | RBI | SH | SF | HP | BB | SO | SB | CS | PCT | G | PO | A | E | TC | DP |
|--------------------|-------------|----------|----------|----------|----------|----------|----------|----------|----------|----------|----------|----------|----------|----------|----------|-------------|-----------|----------|----------|----------|-----------|----------|
| 2017 | .000 | 0 | 0 | 0 | 0 | 0 | 0 | 0 | 0 | 0 | 0 | 0 | 0 | 0 | 0 | ---- | 0 | 0 | 0 | 0 | 0 | 0 |
| M.L. TOTALS | .000 | 0 | 0 | 0 | 0 | 0 | 0 | 0 | 0 | 0 | 0 | 0 | 0 | 0 | 0 | .929 | 23 | 4 | 9 | 1 | 14 | 2 |

CAREER TRANSACTIONS

- 2012:** Selected by Los Angeles (A.L.) in the ninth round of draft (scout: Brandon McArthur)
- 2014:** Elected free agency 11/26
- 2015:** Signed a minor league contract with Cleveland 1/12 ... elected free agency 10/5
- 2016:** Signed a minor league contract with Texas 2/22 ... elected free agency 10/2 ... signed a minor league contract with San Francisco 11/14
- 2017:** Released by San Francisco 7/1 ... signed a minor league contract with Tampa Bay 7/5 ... declared a free agent 11/6
- 2018:** Signed a minor league contract with Cubs 1/25

DOUBLE DOWN

The Cubs have hit a club-record 340 doubles in a season twice in club history – 1931 and 2007. In 2007, the club averaged 2.1 doubles per contest while the 1931 squad averaged 2.2 doubles over the 154-game schedule.

In 2008, three Cubs – Aramis Ramirez (44 doubles), Derrek Lee (41) and Geovany Soto (35) – had 35 or more doubles. It marked the ninth time since 1901 that three Cubs amassed 35 or more doubles in the same season. The 120 doubles between them was tied for the third-highest total of any Cubs threesome (in 2007, Derrek Lee had 43, Alfonso Soriano had 42 and Aramis Ramirez had 35), and the most since the 1932 trio of Riggs Stephenson (49), Charlie Grimm (42) and Billy Herman (42) collected a club-record 133 doubles. In 1930, Kiki Cuyler (50), Woody English (36) and Hack Wilson (35) combined for 121 doubles.

Chicago has reached 300 doubles in a season nine times, including five of the last 15 seasons entering the 2018 campaign (most recently in 2008).



27 ADDISON RUSSELL INF

BATS: RIGHT THROWS: RIGHT HEIGHT: 6'0" WEIGHT: 200 MLS: 2+167



FULL NAME: Addison Wayne Russell

BORN: 1/23/94 in Pensacola, FL

OPENING DAY AGE: 24

RESIDES: Pace, FL

CONTRACT STATUS: Signed thru 2018

SIGNED BY: Kelcey Mucker (Oakland)

HOW ACQUIRED: From Oakland with P Dan Straily, OF Billy McKinney & cash 7/5/14 for P Jeff Samardzija & P Jason Hammel



FACTS AND INFORMATION

Addison is in his fourth season with the Cubs ... earned N.L. All-Star honors in 2016, hitting 21 homers and driving in 95 runs ... was acquired from Oakland in a five-player deal that sent pitchers Jeff Samardzija and Jason Hammel to the A's on July 5, 2014 ... made his major league debut in 2015 at the age of 21.

- At 22-years-old in 2016, he became the youngest player in franchise history elected to start the Mid-Summer Classic and second youngest All-Star overall, trailing only shortstop Starlin Castro who was named as a 21-year-old reserve in 2011.
- Has the most RBI in Cubs postseason history with 19, including five in 2017.
- Among Cubs players at the conclusion of their age-23 season (since 1900), he ranks second in career homers (46), fifth in RBI (192) and extra-base hits (128) and eighth in runs scored (179).
- Recorded 43 extra-base hits for Chicago in 2015, becoming just the fourth Cub since 1900, age 21 or younger, to reach that mark ... joined Phil Cavarretta in 1935, Ron Santo in 1961 and Starlin Castro in 2011.
- Entered the 2015 campaign as the Cubs second-best prospect by *Baseball America*.
- Owens a .301 batting average (290-for-964) with 58 doubles, 20 triples, 38 home runs, 159 RBI and 44 stolen bases in 245 career minor league games.
- Named Oakland's top prospect by *Baseball America* entering 2013 and 2014.
- Rated as the fifth-best prospect in baseball according to MLB.com entering the 2015 season ... ranked No. 3 on ESPN.com's Top 100 prospects list prior to the 2014 season and was No. 12 on MLB.com.
- Earned post-season All-Star team honors in the California League in 2013 and the Arizona League in 2012.
- Named to the Arizona Fall League All-Prospect team in 2013.
- Played in the 2013 Futures Game and the 2013 AFL Fall Stars Game.
- Originally selected by Oakland in the first round (11th overall) of the 2012 First-Year Player Draft.
- Graduated from Pace (Fla.) High School in 2012 ... hit .460 with 37 home runs in his four-year H.S. career.

CAREER AWARDS

N.L. ALL-STAR TEAM
2016

CAREER HIGHS

MOST HITS

4 (3x) – last, 7/19/17 @ ATL

MOST RBI

4 (2x) – 4/19/17 vs. MIL

MOST RUNS

3 (5x) – last, 7/15/17 @ BAL

MOST WALKS

3 (5x) – last, 9/17/17 vs. STL

MOST STOLEN BASES

2 – 9/30/15 @ CIN

MOST DOUBLES

2 (9x) – last, 7/19/17 @ ATL

TWO-HR GAMES

3 – last, 8/21/16 @ COL

PINCH HOMERS

1 – 9/16/17 vs. STL

GRAND SLAMS

1 – 7/27/16 vs. CWS

LONGEST HITTING STREAK

12 G – 4/26-5/9/15

WALKOFF RBI

2 – last, 4/19/17 vs. MIL (HR)

WALKOFF HOMERS

1 – 4/19/17 vs. MIL

MAJOR LEAGUE REVIEW

2017

Addison batted .239 (84-for-352) with 21 doubles, three triples, 12 homers and 43 RBI in 110 games for Chicago ... missed over a month on the 10-day D.L., August 3-September 16, with a right foot strain and plantar fasciitis.

- Hit .280 (56-for-200) with an .803 OPS in 61 road games compared to a .184 average (28-for-152) and a .615 OPS in 49 home games.
- Batted .274 (26-for-95) in the season's "second half," 48 points higher than his .226 average (58-for-257) prior to the All-Star Break.
- After landing on the D.L., August 3, appeared in one rehab game with Triple-A Iowa, August 28, but had his rehab assignment cut short after re-aggravating the injury ... was activated, September 16.
- Hit his first-career pinch-homer, September 16 vs. St. Louis, in his first plate appearance off the disabled list ... went 1-for-1 with a career-high tying three walks the following day.
- Notched his 10th homer of the season, July 26 at the White Sox ... joined Ron Santo and Starlin Castro as the only Cubs players with three 10-homer campaigns by the end of their age 23 season.
- Hit a walk-off three-run homer, April 19 vs. the Brewers ... went 2-for-4 with the homer, walk and a career-high tying four RBI ... marked his second-career walk-off RBI and first walk-off homer.
- Recorded his first-career four-hit game, April 24 at Pittsburgh, going 4-for-6 with three runs scored and a RBI.
- Had a career-high four hits on three occasions ... went 4-for-5 with two doubles, a home run, three runs scored and two RBI June 22 at Miami ... his nine total bases marked a career-high and the three runs scored tied a career-mark.
- Had a strong start after the All-Star Break, going 9-for-22 (.409) with four doubles, two homers and five RBI on the "second half"-opening six-game road trip ... hit a game-winning homer in the ninth inning, July 14 at Baltimore, leading the Cubs to a 9-8 win after their 8-0 lead had disappeared.
- Went 6-for-34 with two doubles, one homer, two runs scored and five RBI in 10 postseason games ... went 2-for-4 with two doubles, one run scored and four RBI in the decisive Game Five of the NLDS at Washington.

2016

Addison made his first Opening Day roster and collected 21 homers and 95 RBI in his first full major league season ... at 22 years old, he became the second-youngest Cub to ever reach 20 homers, trailing only Ron Santo who hit 23 homers in 1961 at age 21.

- Ⓒ Was named to his first N.L. All-Star team and became the first Cubs shortstop to start the game since Don Kessinger in 1972 ... became the fourth Cubs shortstop named to the All-Star team in the last 50 seasons and the seventh overall.
- Ⓒ Became the first Cubs shortstop to reach 95 RBI since Ernie Banks logged 117 RBI in 1960 (156 games at shortstop that season) ... additionally, his 95 RBI are the most ever by a Cubs player in their age 22-or-younger season.
- Ⓒ Was credited with 19 defensive runs saved according to Fangraphs, tied for the most among all shortstops with San Francisco's Brandon Crawford ... ranked tied for fifth in DRS among all position players.
- Ⓒ Went 9-for-23 with two doubles, one homer and 24 RBI with the bases loaded ... tied for the major league lead with the 24 RBI with the bases juiced ... hit his first-career grand slam, July 27 vs. the White Sox, providing him with a career-high four RBI.
- Ⓒ Among all shortstops, he ranked second with 95 RBI, tied for eighth with 21 homers and sixth with 55 walks.
- Ⓒ Batted .272 (70-for-257) with 18 doubles, 11 homers and 62 RBI in 75 games at Wrigley Field ... led the team and ranked third in the N.L. with 62 home RBI, trailing only Colorado's Nolan Arenado (85) and Carlos Gonzalez (64).
 - ♦ Marked the most by a Cubs player at Wrigley Field since Derrek Lee drove in 68 runs in 2009.
- Ⓒ Had 11 game-winning RBI, 10 of which came at Wrigley Field.
- Ⓒ Recorded 22 RBI in July and 23 RBI in August, the two-highest RBI totals by a Cubs shortstop in a month since Ernie Banks had 24 in August of 1960.
- Ⓒ Collected three RBI in consecutive games, July 4-5 vs. Cincinnati.
 - ♦ Became the first Cubs shortstop with back-to-back three RBI games since Alex Gonzalez, July 20-21, 2003.
 - ♦ Recorded his first multi-homer game of the season, July 5.
- Ⓒ Reached base in a career-high 18-straight games, April 22-May 15 ... batted .318 (21-for-66) with a .438 OBP during that span.
- Ⓒ Homered in three-straight games, August 21-23, including a two-homer game August 21 at Colorado.
- Ⓒ Scored a season-high three runs, September 11 at Houston, going 3-for-4 with a homer and two RBI.
- Ⓒ Got off to a slow start in the playoffs, batting only .042 (1-for-24) through Game Three of the NLCS, but hit .300 (12-for-40) with three homers and 13 RBI from that point forward ... overall, he batted .203 (13-for-64) ... his 13 RBI in one postseason are the most in Cubs history.
- Ⓒ Went 6-for-13 with a double, two homers, five runs and four RBI in the final three NLCS Games ... hit homers in Games Four and Five of the NLCS ... his homer in Game Five's sixth inning was the second-latest go-ahead post-season home run by a Cubs shortstop ... Joe Tinker's two-run shot in the eighth inning against Detroit broke up a scoreless tie in game two of the 1908 World Series.
- Ⓒ Hit a grand slam in the third inning of Game Six of the World Series to extend Chicago's lead to 7-0 ... was the first by the Cubs in a World Series game and the 19th in World Series history overall ... his six RBI in Game Six tied the all-time record for a single Fall Classic contest.

2015

Addison was selected from Triple-A Iowa in late April and, at 21 years old, became the club's everyday shortstop on August 7 ... batted .242 (115-for-475) with 29 doubles, one triple, 13 home runs and 54 RBI in 142 games.

- Ⓒ His 29 doubles tied for second-most among all rookies ... his 60 runs ranked tied for seventh and his 115 hits and 54 RBI ranked eighth.
- Ⓒ Led the team and ranked seventh in the N.L. with an average of 4.12 pitches per plate appearance.
- Ⓒ Collected 98 hits out of the No. 9 hole in the batting order, the most in the N.L. in a season since at least 1914.

- Ⓒ Played 61 games (53 starts) at shortstop, recording a .981 fielding percentage (4 E/210 TC) ... played 86 games (84 starts) at second base, primarily when he was first called up (.977 fielding percentage).
 - ♦ Recorded a 2.6 defensive WAR at shortstop (ESPN).
 - ♦ Went 43-straight games without an error at shortstop, August 13-September 30 (157 TC).
- Ⓒ His .259 average (60-for-232) in the second half of the season was 33 points higher than his .226 average (55-for-243) in the first half.
- Ⓒ Selected from Iowa, April 21, and made the start at second base that night in Pittsburgh.
 - ♦ At 21 years, 88 days old, became the youngest player in the National League (Bryce Harper second, 22 years, 187 days), and third-youngest in the majors.
- Ⓒ Recorded his first career hit, April 22 in Pittsburgh, a third-inning single off Vance Worley.
- Ⓒ Logged a career-high 12-game hitting streak, April 26-May 9 ... hit .326 (14-for-43) during the 12-game run, the longest hitting streak for a Cubs rookie since Mike Fontenot's 12-game streak in 2007.
 - ♦ The 12-game hitting streak came within his first 16 career games, making him the first big leaguer to accomplish that feat since Minnesota's Glenn Williams hit safely in all 13 of his games in 2005.
 - ♦ Additionally, became the first N.L. player to record a 12-game hitting streak (or better) exclusively out of the nine-hole in the batting order since Pittsburgh's Wilbur Cooper, a left-handed pitcher, his safely in 16-straight games out of the nine spot (15 starts, one relief appearance) in 1924.
- Ⓒ Reached base safely in 16-straight games, April 26-May 13 ... the streak was the longest by a Cub within his first 20 career games since Eddie Stanky in 1943.
- Ⓒ Drove in three runs with a bases-loaded double in the fourth inning in Cincinnati, April 26.
- Ⓒ Hit his first career home run, May 1 vs. the Brewers Wily Peralta, a go-ahead solo shot in the third inning ... turned out to be the only run in Chicago's 1-0 victory.
 - ♦ Phil Cavarretta was the previous Cub whose first career homer was the only run of the game when he turned the trick in the Cubs 1-0 win vs. the Reds, September 25, 1934.
- Ⓒ Collected a career-high three walks, July 10 vs. the White Sox.
- Ⓒ Recorded his first career multi-homer game and scored a career-high three times, September 4 vs. Arizona.
- Ⓒ Began the season with Iowa, and hit .318 (14-for-44) with four doubles, one homer and nine RBI in 11 games prior to his promotion.
- Ⓒ Hit .250 (3-for-12) with a triple, RBI and stolen base in four post-season games.
 - ♦ Left NLDS Game Three vs. St. Louis with tightness in his left hamstring ... would sideline him for remainder of playoffs.

MINOR LEAGUE REVIEW

- Ⓒ In 2014, he combined to bat .295 (76-for-258) with 14 doubles, one triple, 13 homers and 45 RBI in 68 games between Single-A Stockton, Double-A Midland and Double-A Tennessee ... began the year in Oakland's chain before being acquired by Chicago in a five-player deal, July 5.
- Ⓒ In 2013, spent nearly the entire regular season at Single-A Stockton where he batted .275 with 29 doubles, 10 triples, 17 home runs and 60 RBI in 107 games ... named to the California League post-season All-Star team ... named the league's and the A's No. 1 prospect by *Baseball America*.
- Ⓒ In 2012, he hit .369 with seven homers and 45 RBI in 55 games with three teams in his pro debut in the A's system ... signed with the A's, June 15, and despite the late start still ranked second among A's minor leaguers in triples (9) and tied for eighth in steals (16) ... earned Short-Season League All-Star honors from *Baseball America* ... also named to the Arizona Rookie League post-season All-Star team.

CAREER STATISTICS

| YEAR | TEAM | AVG | G | AB | R | H | 2B | 3B | HR | RBI | SH | SF | HP | BB | SO | SB-CS | E | OBP | SLG |
|----------------------------|-----------------|-------------|------------|-------------|------------|------------|-----------|-----------|-----------|------------|----------|----------|-----------|------------|------------|-------------|-----------|-------------|-------------|
| 2012 | AZL Athletics-R | .415 | 26 | 106 | 29 | 44 | 4 | 5 | 6 | 29 | 0 | 0 | 1 | 14 | 23 | 9-1 | 5 | .488 | .717 |
| | Vermont-A | .340 | 13 | 53 | 9 | 18 | 2 | 2 | 1 | 7 | 0 | 0 | 0 | 4 | 13 | 2-0 | 1 | .386 | .509 |
| | Burlington-A | .310 | 16 | 58 | 8 | 18 | 4 | 2 | 0 | 9 | 1 | 1 | 1 | 5 | 12 | 5-1 | 4 | .369 | .448 |
| 2013 | Stockton-A | .275 | 107 | 429 | 85 | 118 | 29 | 10 | 17 | 60 | 0 | 3 | 11 | 61 | 116 | 21-3 | 14 | .377 | .508 |
| | Sacramento-AAA | .077 | 3 | 13 | 1 | 1 | 0 | 0 | 0 | 0 | 0 | 0 | 0 | 0 | 9 | 0-0 | 1 | .077 | .077 |
| 2014 | Midland-AA | .333 | 13 | 48 | 7 | 16 | 3 | 1 | 1 | 8 | 0 | 0 | 1 | 8 | 8 | 3-2 | 2 | .439 | .500 |
| | Stockton-A | .188 | 5 | 16 | 0 | 3 | 0 | 0 | 0 | 1 | 0 | 0 | 0 | 2 | 6 | 1-0 | 0 | .278 | .188 |
| | Tennessee-AA | .294 | 50 | 194 | 32 | 57 | 11 | 0 | 12 | 36 | 0 | 0 | 2 | 9 | 35 | 2-2 | 2 | .332 | .536 |
| 2015 | Iowa-AAA | .318 | 11 | 44 | 7 | 14 | 4 | 0 | 1 | 9 | 0 | 1 | 0 | 1 | 7 | 1-0 | 3 | .326 | .477 |
| | CUBS | .242 | 142 | 475 | 60 | 115 | 29 | 1 | 13 | 54 | 1 | 2 | 3 | 42 | 149 | 4-3 | 13 | .307 | .389 |
| 2016 | CUBS | .238 | 151 | 525 | 67 | 125 | 25 | 3 | 21 | 95 | 0 | 6 | 12 | 55 | 135 | 5-1 | 14 | .321 | .417 |
| 2017 | CUBS | .239 | 110 | 352 | 52 | 84 | 21 | 3 | 12 | 43 | 0 | 0 | 4 | 29 | 91 | 2-1 | 12 | .304 | .418 |
| | Iowa-AAA# | .333 | 1 | 3 | 0 | 1 | 1 | 0 | 0 | 0 | 0 | 0 | 0 | 1 | 0 | 0-0 | 0 | .333 | .667 |
| MAJOR LEAGUE TOTALS | | .240 | 403 | 1352 | 179 | 324 | 75 | 7 | 46 | 192 | 1 | 8 | 19 | 126 | 375 | 11-5 | 39 | .312 | .408 |
| MINOR LEAGUE TOTALS | | .301 | 245 | 964 | 178 | 290 | 58 | 20 | 38 | 159 | 1 | 6 | 16 | 104 | 230 | 44-9 | 31 | .376 | .521 |

#Injury Rehab Assignment

| PCT | G | PO | A | E | TC | DP | 2017/CAREER | PCT | G | PO | A | E | TC | DP |
|-------------|------------|------------|-----------|------------|-----------|--------------------|-------------|------------|-------------|-----------|-------------|------------|------|-----|
| | | | | | | | Second Base | .977 | 86 | 151 | 226 | 9 | 386 | 47 |
| .969 | 101 | 113 | 258 | 12 | 383 | 49 | Shortstop | .974 | 310 | 332 | 785 | 30 | 1147 | 138 |
| .969 | 113 | 258 | 12 | 383 | 49 | M.L. TOTALS | .975 | 483 | 1011 | 39 | 1533 | 185 | | |

WILD CARD STATISTICS

| YEAR | TEAM/OPP | AVG | G | AB | R | H | 2B | 3B | HR | RBI | SH | SF | HP | BB | SO | SB-CS | E | OBP | SLG |
|------|-----------|------|---|----|---|---|----|----|----|-----|----|----|----|----|----|-------|---|------|------|
| 2015 | CHI @ PIT | .250 | 1 | 4 | 0 | 1 | 0 | 0 | 0 | 0 | 0 | 0 | 1 | 0 | 2 | 0-0 | 1 | .250 | .250 |

DIVISION SERIES STATISTICS

| YEAR | TEAM/OPP | AVG | G | AB | R | H | 2B | 3B | HR | RBI | SH | SF | HP | BB | SO | SB-CS | E | OBP | SLG |
|-------------------------------|-------------|-------------|-----------|-----------|----------|----------|----------|----------|----------|----------|----------|----------|----------|----------|-----------|------------|----------|-------------|-------------|
| 2015 | CHI vs. STL | .250 | 3 | 8 | 0 | 2 | 0 | 1 | 0 | 1 | 1 | 0 | 0 | 0 | 1 | 1-0 | 0 | .250 | .500 |
| 2016 | CHI vs. SF | .067 | 4 | 15 | 1 | 1 | 0 | 0 | 0 | 0 | 0 | 0 | 1 | 0 | 2 | 0-0 | 0 | .125 | .067 |
| 2017 | CHI vs. WSH | .222 | 5 | 18 | 1 | 4 | 2 | 0 | 0 | 4 | 0 | 0 | 0 | 2 | 8 | 1-0 | 1 | .300 | .333 |
| DIVISION SERIES TOTALS | | .171 | 12 | 41 | 2 | 7 | 2 | 1 | 0 | 5 | 1 | 0 | 1 | 2 | 11 | 2-0 | 1 | .227 | .268 |

LEAGUE CHAMPIONSHIP SERIES STATISTICS

| YEAR | TEAM/OPP | AVG | G | AB | R | H | 2B | 3B | HR | RBI | SH | SF | HP | BB | SO | SB-CS | E | OBP | SLG |
|-------------------|-------------|-------------|-----------|-----------|----------|----------|----------|----------|----------|----------|----------|----------|----------|----------|-----------|------------|----------|-------------|-------------|
| 2016 | CHI vs. LAD | .273 | 6 | 22 | 5 | 6 | 1 | 0 | 2 | 4 | 0 | 0 | 0 | 0 | 5 | 0-0 | 0 | .273 | .591 |
| 2017 | CHI vs. LAD | .125 | 5 | 16 | 1 | 2 | 0 | 0 | 1 | 1 | 0 | 0 | 0 | 0 | 5 | 0-0 | 0 | .125 | .313 |
| LCS TOTALS | | .211 | 11 | 38 | 6 | 8 | 1 | 0 | 3 | 5 | 0 | 0 | 0 | 0 | 10 | 0-0 | 0 | .211 | .474 |

WORLD SERIES STATISTICS

| YEAR | TEAM/OPP | AVG | G | AB | R | H | 2B | 3B | HR | RBI | SH | SF | HP | BB | SO | SB-CS | E | OBP | SLG |
|------|-------------|------|---|----|---|---|----|----|----|-----|----|----|----|----|----|-------|---|------|------|
| 2016 | CHI vs. CLE | .222 | 7 | 27 | 1 | 6 | 1 | 0 | 1 | 9 | 0 | 1 | 0 | 2 | 6 | 0-0 | 0 | .267 | .370 |

ALL-STAR GAME STATISTICS

| YEAR | TEAM/SITE | AVG | G | AB | R | H | 2B | 3B | HR | RBI | SH | SF | HP | BB | SO | SB-CS | E | OBP | SLG |
|------|-----------|------|---|----|---|---|----|----|----|-----|----|----|----|----|----|-------|---|------|------|
| 2016 | N.L./SD | .000 | 1 | 2 | 0 | 0 | 0 | 0 | 0 | 0 | 0 | 0 | 0 | 0 | 0 | 0-0 | 0 | .000 | .000 |

CAREER TRANSACTIONS

2012: Selected by Oakland in the first round (11th overall) of draft (scout: Kelcey Mucker)

2014: Acquired by Chicago 7/5 with P Dan Straily, OF Billy McKinney and a cash consideration for P Jeff Samardzija and P Jason Hammel

2017: On disabled list 8/3-9/16 ... right foot sprain and plantar fasciitis ... included injury rehab assignment to Iowa (8/28)

DOUBLEHEADERS – LAST TIME IT HAPPENED

Last Doubleheader: 5/9/17 at Colorado (split – lost, 10-4, won, 8-1)

Last Doubleheader at Home: 8/16/16 vs. Milwaukee (sweep – won 4-0, 4-1)

Last Doubleheader Sweeps on Road: Won – 9/11/15 @ Philadelphia (5-1, 7-3); Lost – 7/8/14 @ Cincinnati (2-4, 5-6)

Last Doubleheader Sweeps at Home: Won – 8/16/16 vs. Milwaukee (4-0, 4-1); Lost – 5/11/16 vs. San Diego (4-7, 0-1)

The Cubs played four doubleheaders in 2014, their most twinbills since the 2002 season ... only three times in the last 135 seasons have the Cubs not played any doubleheaders (traditional or split): 1881, 1985 and 2010 ... the Cubs played their first-ever doubleheader in 1880.



FULL NAME: Kyle Ryan
BORN: 9/25/91 in Auburndale, FL
OPENING DAY AGE: 26, turns 27 on September 25
RESIDES: Auburndale, FL
CONTRACT STATUS: Signed thru 2018
FAMILY: Married — Courtney ...
SIGNED BY: Jim Rough (Tigers)
 Children — Conner & Kynlee
HOW ACQUIRED: Signed a minor league contract
NON-ROSTER INVITEE
 12/29/17



FACTS AND INFORMATION

Kyle signed a minor league contract with the Cubs with an invitation to Spring Training, December 29, 2017 ... had pitched in each of the last four seasons with Detroit, going 8-6 with a 3.87 ERA (55 ER/128.0 IP) in 86 games (seven starts).

- Ⓢ Made his major league debut in 2014 ... had his best season in 2016, going 4-2 with a 3.07 ERA (19 ER/55.2 IP) in 56 relief appearances.
- Ⓢ Owns a 44-49 record with a 3.70 ERA (332 ER/806.2 IP) in 187 minor league games, including 131 starts, across eight minor league seasons, all in the Detroit system.
- Ⓢ Originally drafted by the Tigers in the 12th round of the 2010 draft out of Auburndale (Fla.) High School.

MAJOR LEAGUE REVIEW

2017

Kyle spent the majority of the season with Triple-A Toledo after beginning the season with the Tigers ... allowed five earned runs in 5.2 innings pitched with Detroit.

- Ⓢ Allowed runs in four of his eight games with the Tigers ... was optioned to Toledo, April 27.
- Ⓢ Went 3-1 with a 4.96 ERA (25 ER/45.1 IP) and 39 strikeouts in 48 appearances with Toledo ... went 1-0 with a 2.45 ERA (4 ER/14.2 IP) in 17 games from June 29-August 9.

2016

Kyle made his first Opening Day roster and had a career-best season, going 4-2 with a 3.07 ERA (19 ER/55.2 IP) and 35 strikeouts in a career-high 56 games.

- Ⓢ Pitched in eight games during April and had a 2.19 ERA (3 ER/12.1 IP) with three strikeouts ... pitched a season-high 3.2 innings, April 23.
- Ⓢ Earned his first win of the season on May 17 vs. Minnesota, throwing 1.2 hitless innings with one strikeout.
- Ⓢ Finished the season by not allowing a run in nine of his last 10 appearances from August 27-October 1 ... posted a 1.86 ERA (2 ER/9.2 IP) and seven strikeouts during the stretch.
- Ⓢ Lefties posted a .225 (20-for-89) average, while righthanders batted .241 (28-for-116) against him.
- Ⓢ Posted a 3-1 record with a 1.95 ERA (8 ER/37.0 IP) and 25 strikeouts in 31 home games, while he went 1-1 with a 5.30 ERA (11 ER/18.2 IP) and 10 strikeouts in 25 road games.
- Ⓢ Went 3-2 with a 3.52 ERA (12 ER/30.2 IP) and 21 strikeouts over 31 games prior to the All-Star break, while he went 1-0 with a 2.52 ERA (7 ER/25.0 IP) and 14 strikeouts in 25 games following the All-Star break.
- Ⓢ Was twice optioned to Triple-A Toledo, allowing no runs in 7.0 innings in eight relief outings.

2015

Split time between Detroit and Triple-A Toledo, appearing in 16 games (six starts) with the Tigers and 17 games (all starts) with the Mud Hens.

- Ⓢ Went 2-4 with a 4.47 ERA (28 ER/56.1 IP) and 30 strikeouts in four stints with Detroit ... earned the win in his season debut, May 27 at Oakland.
- Ⓢ Established a career high by throwing 7.0 innings on June 5 at Chicago (A.L.), allowing two runs on three hits with one walk and four strikeouts ... also threw 7.0 innings on September 21 vs. Chicago (A.L.).
- Ⓢ Made the longest relief appearance of his career on September 3 at Kansas City, throwing 4.2 innings ... again pitched 4.2 innings in relief on September 14 at Minnesota.
- Ⓢ Closed out September/October with a 1-2 record, a 2.35 ERA (6 ER/23.0 IP) and 10 strikeouts in six outings, including one start.
- Ⓢ Went 4-9 with a 4.19 ERA (48 ER/103.0 IP) in 17 starts with Toledo.

2014

Made his major league debut with the Tigers in his fifth season in the organization ... appeared in six games with the club, going 2-0 with a 2.61 ERA (3 ER/10.1 IP) ... appeared in 26 games between Double-A Erie and Triple-A Toledo.

- Ⓢ Had his contract selected by Detroit, August 30, for the club's doubleheader at the White Sox ... tossed 6.0 scoreless innings in the second game, earning the win ... became just the fifth Tigers starting pitcher since at least 1914 to throw 6.0 scoreless innings in his major league debut and the first since Andy Van Hekken did so on September 2, 2002 vs. Cleveland.
- Ⓢ Did not allow a run in his first 10.1 innings pitched to begin his major league career -- became the first Tigers pitcher to accomplish that feat since Chris Mears also did not allow a run in 10.1 innings pitched to begin his career in 2003.
- Ⓢ Began the season with Double-A Erie and was named Eastern League Pitcher of the Week for the week ending June 9 ... named the Tigers Minor League Pitcher of the Month for August after going 3-0 with a 1.64 ERA (6 ER/33.0 IP) in five starts with Triple-A Toledo.

CAREER HIGHS

MOST STRIKEOUTS
4 (3x) — last, 7/2/15 vs. PIT

LONGEST START
7.0 IP (2x) — last, 9/21/15 vs. CWS

LONGEST RELIEF APPEARANCE
4.2 IP (2x) — last, 9/14/15 @ MIN

MOST HITS ALLOWED
7 — 9/3/15 @ KC

MOST RUNS ALLOWED
5 — 7/7/15 @ SEA

MOST HOMERS ALLOWED
3 — 6/16/15 vs. CIN

LONGEST WINNING STREAK
3 G (2x) — last, 6/22-7/22/16

LONGEST LOSING STREAK
3 G — 6/16-9/3/15

CONSECUTIVE SCORELESS IP
12.1 IP — 9/21/15-4/21/16

MINOR LEAGUE REVIEW

- © In **2013**, he was named to the Florida State League's mid-season and post-season All-Star squads after posting a 3.17 ERA in 24 games with Single-A Lakeland ... was named Lakeland's Pitcher of the Year.
- © In **2012**, he started a career-high 28 games with Single-A West Michigan, tied for the most in the league ... went 7-8 with a 3.74 ERA (66 ER/158.2 IP).

- © In **2011**, he spent the entire campaign with Single-A West Michigan ... ranked fifth in the league with 1.91 walks per nine innings ... posted a 3.15 ERA (48 ER/137.0 IP) in 24 starts.
- © In **2010**, he made his pro debut with the GCL Tigers ... went 2-4 with a 4.17 ERA (25 ER/54.0 IP) in 12 starts.

CAREER STATISTICS

| YEAR | TEAM | W-L | ERA | G | GS | CG | SHO | SV | IP | H | R | ER | HR | HB | BB | SO | WP | BK |
|------|----------------------------|--------------|-------------|------------|------------|----------|----------|----------|--------------|------------|------------|------------|-----------|-----------|------------|------------|-----------|----------|
| 2010 | GCL Tigers-R | 2-4 | 4.17 | 12 | 12 | 0 | 0 | 0 | 54.0 | 58 | 30 | 25 | 2 | 6 | 13 | 46 | 3 | 0 |
| 2011 | West Michigan-A | 6-10 | 3.15 | 24 | 24 | 0 | 0 | 0 | 137.0 | 145 | 56 | 48 | 3 | 9 | 30 | 99 | 5 | 1 |
| 2012 | West Michigan-A | 7-8 | 3.74 | 28 | 28 | 1 | 0 | 0 | 158.2 | 176 | 85 | 66 | 11 | 6 | 29 | 105 | 6 | 1 |
| 2013 | Lakeland-A | 12-7 | 3.17 | 24 | 24 | 0 | 0 | 0 | 142.0 | 132 | 58 | 50 | 12 | 8 | 37 | 90 | 1 | 1 |
| 2014 | Erie-AA | 7-10 | 4.55 | 21 | 21 | 1 | 1 | 1 | 126.2 | 140 | 67 | 64 | 15 | 1 | 32 | 78 | 4 | 1 |
| | Toledo-AAA | 3-0 | 1.64 | 5 | 5 | 0 | 0 | 0 | 33.0 | 21 | 8 | 6 | 0 | 0 | 5 | 20 | 0 | 2 |
| | Detroit | 2-0 | 2.61 | 6 | 1 | 0 | 0 | 0 | 10.1 | 10 | 3 | 3 | 0 | 0 | 2 | 4 | 0 | 1 |
| 2015 | Toledo-AAA | 4-9 | 4.19 | 17 | 17 | 0 | 0 | 0 | 103.0 | 117 | 53 | 48 | 3 | 1 | 33 | 63 | 2 | 0 |
| | Detroit | 2-4 | 4.47 | 16 | 6 | 0 | 0 | 0 | 56.1 | 60 | 29 | 28 | 9 | 1 | 20 | 30 | 1 | 0 |
| 2016 | Detroit | 4-2 | 3.07 | 56 | 0 | 0 | 0 | 0 | 55.2 | 48 | 21 | 19 | 2 | 3 | 15 | 35 | 1 | 0 |
| | Toledo-AAA | 0-0 | 0.00 | 8 | 0 | 0 | 0 | 0 | 7.0 | 3 | 0 | 0 | 0 | 0 | 6 | 5 | 0 | 0 |
| 2017 | Detroit | 0-0 | 7.94 | 8 | 0 | 0 | 0 | 0 | 5.2 | 9 | 5 | 5 | 0 | 0 | 7 | 1 | 0 | 0 |
| | Toledo-AAA | 3-1 | 4.96 | 48 | 0 | 0 | 0 | 0 | 45.1 | 55 | 26 | 25 | 5 | 3 | 27 | 39 | 8 | 0 |
| | MAJOR LEAGUE TOTALS | 8-6 | 3.87 | 86 | 7 | 0 | 0 | 0 | 128.0 | 127 | 58 | 55 | 11 | 4 | 44 | 70 | 2 | 1 |
| | MINOR LEAGUE TOTALS | 44-49 | 3.70 | 187 | 131 | 2 | 1 | 0 | 806.2 | 847 | 383 | 332 | 51 | 34 | 212 | 545 | 29 | 6 |

WS/Opp: 2017 - 0/1 ... Career - 0/2 ... HOLDS: 2017 - 4 ... Career - 8 ... IR/IRS: 2017 - 7/3 ... Career - 61/14

| YEAR | AVG | AB | R | H | 2B | 3B | HR | RBI | SH | SF | HP | BB | SO | SB | CS | PCT | G | PO | A | E | TC | DP |
|--------------------|-------------|----------|----------|----------|----------|----------|----------|----------|----------|----------|----------|----------|----------|----------|----------|-------------|-----------|----------|-----------|----------|-----------|----------|
| 2017 | .000 | 0 | 0 | 0 | 0 | 0 | 0 | 0 | 0 | 0 | 0 | 0 | 0 | 0 | 0 | --- | 8 | 0 | 0 | 0 | 0 | 0 |
| M.L. TOTALS | .000 | 0 | 0 | 0 | 0 | 0 | 0 | 0 | 0 | 0 | 0 | 0 | 0 | 0 | 0 | .947 | 86 | 5 | 13 | 1 | 19 | 1 |

CAREER TRANSACTIONS

2010: Selected by Detroit in the 12th round of draft (scout: Jim Rough)

2017: Declared minor league free agent 11/6 ... signed a minor league contract with Cubs 12/29

BIRTHDAY BOYS

Light the candles, cut the cake and play some baseball ... here are some notable Cubs performances that took place on the players' birthdays:

Last Cub to pitch on Birthday

Justin Grimm (ND), 8/16/2016², 4-1 win vs. MIL

Last Cub to hit a home run on Birthday

Aramis Ramirez, 6/25/2011 at Kansas City

Last Cubs Starter on Birthday

Jason Hammel (ND), 9/2/2015, 7-4 loss vs. CIN

Only Cubs to hit a grand slam on Birthday

Derrek Lee, 9/06/2006 vs. Pittsburgh
Aramis Ramirez, 6/25/2005 at White Sox

Last Cubs Starter with Win on Birthday

Randy Wells (W), 8/28/2010, 3-2 win at CIN

Only Cubs with two homers on Birthday

Angel Pagan, 7/2/2006 vs. White Sox
Billy Williams, 6/15/1972 vs. San Diego

Last Cubs Starter with CG on Birthday

Rick Reuschel, 5/16/1978, 4-3 loss at SF

12 KYLE SCHWARBER OF

BATS: LEFT THROWS: RIGHT HEIGHT: 6'0" WEIGHT: 220 MLS: 2•86



FULL NAME: Kyle Joseph Schwarber

OPENING DAY AGE: 25

CONTRACT STATUS: Signed thru 2018

SIGNED BY: Stan Zielinski

HOW ACQUIRED: Selected in first round (fourth overall) of 2014 draft

BORN: 3/5/93 in Middletown, OH

RESIDES: Middletown, OH

FAMILY: Single



FACTS AND INFORMATION

Kyle hit 30 home runs in 2017 after missing a majority of the 2016 season with an injured left knee ... became just the second Cubs left-handed hitter to reach the 30-homer mark in his age 24 or younger season, joining Anthony Rizzo in 2014.

- Ⓢ His six career postseason homers are tied for the most by any Cubs player ... has batted .311 (19-for-61) with a double, 11 RBI and 10 runs scored in his playoff career.
- Ⓢ Named the Most Valuable Player of the 2015 MLB Futures Game in Cincinnati, as he delivered a two-run triple and threw out a potential base stealer at second base.
- Ⓢ Needed just 178-career games to reach 40 home runs, the fastest player in Cubs history to accomplish the feat.
- Ⓢ Rated by *Baseball America* as the organization's fourth-best prospect heading into the 2015 campaign.
- Ⓢ Rated as the third-best catcher prospect entering the 2015 season by MLB Pipeline.com.
- Ⓢ Spent time in 2014 with Single-A Boise, Single-A Kane County and Single-A Daytona ... earned Player of the Week honors at each stop.
- Ⓢ Attended Indiana University where he established himself as one of the premier college hitters, batting .341 (238-for-697) with 40 home runs and 149 RBI in 180 career games ... was a two-time First-Team All-American and was the highest draft pick in Indiana baseball history.
 - In IU history, ranks fifth in slugging percentage (.607), sixth in home runs (40), eighth in hits (238) and tied for eighth in triples (12) and runs (182) ... played three seasons with the Hoosiers.
 - Registered a .992 fielding percentage (3 E/383 TC) in 2014, and threw out 16 of 43 (37 percent) of attempted base stealers, en route to being named one of three finalists for the 2014 Johnny Bench Award, given to the top Division I catcher in the nation.
 - Selected as the top catcher in the country and First-Team All-American in 2013 by *Perfect Game* and the *National Collegiate Baseball Writers Association* ... was a Louisville Slugger Freshman All-American in 2012.
 - Competed with USA Baseball's Collegiate National Team in 2013.
- Ⓢ Graduated from Middletown (Ohio) High School in 2011 ... was a four-time team MVP in baseball and also was a second-team All-Ohio linebacker selection.

CAREER HIGHS

MOST HITS

4 (2x) – last, 7/21/15 @ CIN

MOST RBI

4 (6x) – last, 9/30/17 vs. CIN

MOST RUNS

3 (4x) – last, 9/11/15 @ PHI

MOST WALKS

3 (2x) – last, 6/4/17 vs. STL

MOST DOUBLES

2 (2x) – last, 6/7/17 vs. MIA

TWO-HR GAMES

5 – last, 8/30/17 vs. PIT

PINCH-HOMERS

1 – 6/11/17 vs. COL

GRAND SLAMS

1 – 6/3/17 vs. STL

LONGEST HITTING STREAK

6 G (2x) – last, 4/13-18/17

MAJOR LEAGUE REVIEW

2017

Kyle ranked second on the Cubs with 30 home runs in 422 at-bats spanning 129 games for Chicago ... averaged one home run every 14.07 at-bats, a mark that would have been third-highest among N.L. hitters had he qualified for the league lead (was just 16 plate appearances shy) ... all told, hit .211 (89-for-422) with 16 doubles, a triple, 30 homers, 59 RBI, 59 walks and a OBP over 100 points higher than his average, at .315.

- Ⓢ Posted a .922 OPS beginning July 27 through the end of the season, second-best on the Cubs in that span behind only Kris Bryant (.992).
- Ⓢ His .283 batting average (17-for-60) in Sept./Oct. was his highest monthly mark since batting .302 in July of 2015.
- Ⓢ Had an .814 OPS and a .221 average (75-for-340) against right-handed pitching ... posted a .648 OPS and a .171 average (14-for-82) against southpaws.
- Ⓢ His .894 OPS in the season's second half was 200 points higher than his .694 OPS leading up to the All-Star Break.
- Ⓢ Batted .436 (17-for-39) with 10 homers in the first pitch of an at-bat.
- Ⓢ Hit four homers while serving as the club's designated hitter, tied for the most by any Cub in a single season (Alfonso Soriano in 2012).
- Ⓢ Played 110 games in left field, posting a .967 fielding percentage (5 E/153 TC) with seven assists ... played four games at catcher, totaling 7.0 innings, and saw one game at first base.
- Ⓢ Was optioned to Triple-A Iowa, June 21 (post-game) ... was batting .171 with a .295 OBP in 64 games prior to being sent to Iowa ... recalled, July 6, and batted .255 (51-for-200) with 18 homers and 31 RBI in 65 games the rest of the way.
- Ⓢ Began the season as the primary leadoff hitter and reached base to lead off the game nine times in his first 16 opportunities.
- Ⓢ Hit a 470-foot home run (as measured by Statcast), May 23 vs. San Francisco, which was his longest homer of his career ... also hit a homer measured at 467 feet, June 14.
- Ⓢ Hit a game-winning grand slam in the seventh inning, June 3 vs. the Cardinals ... gave the Cubs a 5-3 lead ... his four RBI tied a career-high ... marked the first go-ahead grand slam by a Cubs batter when trailing in the seventh inning or later since David DeJesus, May 11, 2012 at Milwaukee ... first time it happened at Wrigley Field since Aramis Ramirez, August 28, 2008 vs. the Phillies.
- Ⓢ Notched his first-career pinch-hit home run, June 11 vs. Colorado (was part of back-to-back home runs with Addison Russell).
- Ⓢ Recorded a career-high tying 11 total bases, July 27 at the White Sox as he went 3-for-4 with a triple and two homers.
- Ⓢ Went 2-for-6 with two homers and four RBI, August 30 vs. Pittsburgh ... marked his fifth-career multi-homer game, tied for fifth-most by a Cubs player by his age 24 season ... the second homer was his 40th of his career, becoming the fastest player in Cubs history to 40 homers (178 games).
- Ⓢ Went 3-for-17 (.176) with a solo homer and three walks in seven postseason games.

2016

Made a comeback in the World Series after suffering a regular season-ending left knee injury two games into the season when he collided with Dexter Fowler in the outfield, April 7 in Arizona ... suffered torn ligaments (ACL and LCL) in his left knee along with a severely sprained left ankle ... placed on the 15-day disabled list the following day.

- Ⓢ Transferred to the 60-day disabled list, April 11.
- Ⓢ Underwent ACL reconstruction and LCL repair surgery on his left knee, April 19, by Dallas Cowboys orthopedic specialist Dr. Daniel Cooper.
- Ⓢ Activated from the 60-day disabled list, October 22, and was assigned to the Mesa Solar Sox of the Arizona Fall League to rehab ... went 1-for-6 with a double and two walks in two games.
- Ⓢ Made the World Series roster and went 7-for-17 (.412) with a double, two RBI and three walks, becoming the first position player to collect a hit in the World Series after going hitless during the regular season ... tallied a pair of RBI singles in Game Two and went 3-for-5 in the decisive Game Seven, including a single to begin the 10th inning.

2015

Kyle made his major league debut with Chicago just a year after he was the team's first selection (fourth overall) in the 2014 draft ... batted .246 (57-for-232) with 52 runs, six doubles, a triple, 16 homers and 43 RBI in 69 games.

- Ⓢ Batted .333 (9-for-27) with five home runs, six runs scored, eight RBI and four walks in nine post-season games ... the five post-season homers are the most by any Cub in post-season history and are second-most by any rookie in a single postseason (Evan Longoria, six in 2008).
 - ♦ Drove in runs in each of his first two career post-season at-bats in the Wild Card game at Pittsburgh, including a two-run third-inning shot off Gerrit Cole.
 - ♦ In NLDS Game Four against the Cardinals, hit a home run that reached the top of the right field video board at Wrigley Field.
- Ⓢ Became the first Cub in franchise history with 16 homers in his first 52 career major league games ... thanks to Ed Hartig.
- Ⓢ Ranked fifth among N.L. rookies with 16 homers and was seventh with 52 runs scored.
- Ⓢ His 15 homers in the season's second half ranked tied for seventh-most in the N.L. while his 46 runs scored ranked tied for eighth.
- Ⓢ Hit .281 (38-for-135) in 38 road games, 85 points higher than his .196 average (19-for-97) at Wrigley Field.
- Ⓢ Played 41 games (36 starts) in left field, 21 games (15 starts) at catcher and had four games (two starts) in right field.
- Ⓢ Selected from Double-A Tennessee, June 16, and made his major league debut as a defensive replacement behind the plate that night vs. Cleveland.
- Ⓢ Recorded his first career hit, June 17 in Cleveland, a RBI triple in the second inning off Shaun Marcum.
 - ♦ Finished 4-for-5 with three runs and two RBI as the team's designated hitter.
- Ⓢ Collected six hits in his first two career starts, June 17-18 in Cleveland, becoming just the sixth Cub since 1914 to accomplish that feat.
 - ♦ Joins Sparky Adams in 1922 (six hits), Walter Stephenson in 1935 (six), Coaker Triplett in 1938 (seven), Doug Dascenzo in 1988 (six) and Tyler Houston in 1996 (seven).

- Ⓢ Batted .381 (8-for-21) with a triple, homer, six RBI and a 1.028 OPS in five starts as the team's DH, June 17-21, before he was optioned to Triple-A Iowa.
- Ⓢ Recalled following the All-Star break, July 17 ... made the start at catcher that night in Atlanta, and went 3-for-4 with a double and run scored.
- Ⓢ Went 4-for-7 with a game-tying homer in the ninth inning and a game-winning homer in the 13th, July 21 in Cincinnati ... became the first Cub with a game-tying blast in the ninth and a game-winning homer in extras since Andre Dawson, May 8, 1990 vs. Atlanta.
 - ♦ Became the sixth player and first rookie in club history to hit two homers in the ninth inning or later, joining Ron Santo, Dave Kingman, Ryne Sandberg, Andre Dawson and Sammy Sosa.
 - ♦ Also became the first Cubs player since at least 1914 with a pair of four-hit games within his first 11 major league games, and the first big leaguer to do so within his first 11 contests since St. Louis' Bo Hart in 2003.
- Ⓢ Scored at least two runs and drove in at least two runs in three-straight games, August 5 at Pittsburgh and August 6-7 vs. San Francisco ... became the first Cubs rookie to register multiple RBI in at least three-straight games since Randy Hundley did so in three-straight contests in 1966.
- Ⓢ Drove in a career-high four runs for the second time, August 13 vs. Milwaukee.
- Ⓢ Hit his 10th homer in his 36th career game and 118th career at-bat, August 19 vs. Detroit ... the previous Cub to amass at least 10 homers in his first 36 career games was Bob Speake in 1955 (11 HR in first 36 games).
- Ⓢ Recorded his third career multi-homer effort, September 11 at the Phillies, homering on each of the first two pitches he saw.
 - ♦ The three multi-homer efforts came within his first 51 career games ... that's the fewest amount of games for any Cub since at least 1914 (thanks to STATS Inc.).
 - ♦ Became just the sixth MLB player since 1914 to record three multi-homer efforts within his first 51 career games and the first since the White Sox Jose Abreu in 2014.

MINOR LEAGUE REVIEW

- Ⓢ In **2017**, he was optioned to Iowa June 22 and appeared in 11 games ... batted .343 (12-for-35) with four homers and eight walks before begin recalled to the Cubs July 6.
- Ⓢ In **2015**, he appeared in 58 games with Double-A Tennessee and 17 games with Triple-A Iowa ... was named a mid-season Southern League All-Star and was selected to the Futures Game, where he earned MVP honors.
- Ⓢ In **2014**, he advanced from Boise to Kane County to Daytona, hitting over .300 at each stop and picking up three Player of the Week honors ... finished third in the Cubs farm system with 18 homers despite not making his season debut until June 13.

CAREER STATISTICS

| YEAR | TEAM | AVG | G | AB | R | H | 2B | 3B | HR | RBI | SH | SF | HP | BB | SO | SB-CS | E | OBP | SLG |
|----------------------------|---------------|-------------|------------|------------|------------|------------|-----------|----------|-----------|------------|----------|----------|----------|-----------|------------|------------|-----------|-------------|-------------|
| 2014 | Boise-A | .600 | 5 | 20 | 7 | 12 | 1 | 1 | 4 | 10 | 0 | 1 | 1 | 2 | 2 | 0-1 | 2 | .625 | 1.350 |
| | Kane County-A | .361 | 23 | 83 | 17 | 30 | 8 | 0 | 4 | 15 | 0 | 0 | 2 | 11 | 17 | 1-1 | 0 | .448 | .602 |
| | Daytona-A | .302 | 44 | 159 | 31 | 48 | 9 | 1 | 10 | 28 | 0 | 5 | 1 | 26 | 38 | 4-0 | 3 | .393 | .560 |
| 2015 | Tennessee-AA | .320 | 58 | 197 | 39 | 63 | 10 | 1 | 13 | 39 | 1 | 2 | 1 | 42 | 49 | 1-0 | 5 | .438 | .579 |
| | CUBS | .246 | 69 | 232 | 52 | 57 | 6 | 1 | 16 | 43 | 0 | 1 | 4 | 36 | 77 | 3-3 | 5 | .355 | .487 |
| | Iowa-AAA | .333 | 17 | 60 | 7 | 20 | 7 | 1 | 3 | 10 | 0 | 0 | 0 | 7 | 23 | 0-0 | 2 | .403 | .633 |
| 2016 | CUBS | .000 | 2 | 4 | 0 | 0 | 0 | 0 | 0 | 0 | 0 | 0 | 0 | 1 | 2 | 0-0 | 0 | .200 | .000 |
| 2017 | CUBS | .211 | 129 | 422 | 67 | 89 | 16 | 1 | 30 | 59 | 0 | 0 | 5 | 59 | 150 | 1-1 | 5 | .315 | .467 |
| | Iowa-AAA | .343 | 11 | 35 | 9 | 12 | 1 | 0 | 4 | 9 | 0 | 0 | 1 | 8 | 12 | 0-0 | 0 | .477 | .714 |
| MAJOR LEAGUE TOTALS | | .222 | 200 | 658 | 119 | 146 | 22 | 2 | 46 | 102 | 0 | 1 | 9 | 96 | 229 | 4-4 | 10 | .329 | .471 |
| MINOR LEAGUE TOTALS | | .334 | 158 | 554 | 110 | 185 | 36 | 4 | 38 | 111 | 1 | 8 | 6 | 96 | 141 | 6-2 | 12 | .432 | .619 |

| PCT | G | PO | A | E | TC | DP | PB | 2017/CAREER | PCT | G | PO | A | E | TC | DP | PB |
|-------------|------------|----------|----------|------------|----------|----------|--------------------|-------------|------------|-----------|-----------|------------|----------|----------|----------|----------|
| 1.000 | 4 | 9 | 0 | 0 | 9 | 0 | 0 | Catcher | .969 | 25 | 119 | 7 | 4 | 130 | 1 | 2 |
| – | 1 | 0 | 0 | 0 | 0 | 0 | 0 | First Base | – | 1 | 0 | 0 | 0 | 0 | 0 | 0 |
| .967 | 110 | 141 | 7 | 5 | 153 | 1 | – | Left Field | .970 | 153 | 184 | 8 | 6 | 198 | 1 | – |
| | | | | | | | | Right Field | 1.000 | 4 | 3 | 0 | 0 | 3 | 0 | – |
| .969 | 150 | 7 | 5 | 162 | 1 | – | M.L. TOTALS | .970 | 306 | 15 | 10 | 331 | 2 | 2 | 2 | 2 |

CAUGHT STEALING: 2017 – 0-for-0 ... Career – 2-for-15 (.133)

WILD CARD STATISTICS

| YEAR | TEAM/OPP | AVG | G | AB | R | H | 2B | 3B | HR | RBI | SH | SF | HP | BB | SO | SB-CS | E | OBP | SLG |
|------|-----------|------|---|----|---|---|----|----|----|-----|----|----|----|----|----|-------|---|------|-------|
| 2015 | CHI @ PIT | .667 | 1 | 3 | 1 | 2 | 0 | 0 | 1 | 3 | 0 | 0 | 1 | 0 | 0 | 0-0 | 0 | .667 | 1.667 |

DIVISION SERIES STATISTICS

| YEAR | TEAM/OPP | AVG | G | AB | R | H | 2B | 3B | HR | RBI | SH | SF | HP | BB | SO | SB-CS | E | OBP | SLG |
|-------------------------------|-------------|-------------|----------|-----------|----------|----------|----------|----------|----------|----------|----------|----------|----------|----------|----------|------------|----------|-------------|-------------|
| 2015 | CHI vs. STL | .500 | 4 | 10 | 3 | 5 | 0 | 0 | 2 | 2 | 0 | 0 | 0 | 2 | 3 | 0-0 | 0 | .583 | 1.100 |
| 2017 | CHI vs. WSH | .200 | 3 | 5 | 1 | 1 | 0 | 0 | 0 | 0 | 0 | 0 | 0 | 1 | 3 | 0-0 | 2 | .333 | .200 |
| DIVISION SERIES TOTALS | | .400 | 7 | 15 | 4 | 6 | 0 | 0 | 2 | 2 | 0 | 0 | 0 | 3 | 6 | 0-0 | 2 | .500 | .800 |

LEAGUE CHAMPIONSHIP SERIES STATISTICS

| YEAR | TEAM/OPP | AVG | G | AB | R | H | 2B | 3B | HR | RBI | SH | SF | HP | BB | SO | SB-CS | E | OBP | SLG |
|-------------------|-------------|-------------|----------|-----------|----------|----------|----------|----------|----------|----------|----------|----------|----------|----------|----------|------------|----------|-------------|-------------|
| 2015 | CHI vs. NYM | .143 | 4 | 14 | 2 | 2 | 0 | 0 | 2 | 3 | 0 | 0 | 0 | 2 | 5 | 0-0 | 0 | .250 | .571 |
| 2017 | CHI vs. LAD | .167 | 4 | 12 | 1 | 2 | 0 | 0 | 1 | 1 | 0 | 0 | 0 | 2 | 2 | 0-0 | 0 | .286 | .417 |
| LCS TOTALS | | .154 | 8 | 26 | 3 | 4 | 0 | 0 | 3 | 4 | 0 | 0 | 0 | 4 | 7 | 0-0 | 0 | .267 | .500 |

WORLD SERIES STATISTICS

| YEAR | TEAM/OPP | AVG | G | AB | R | H | 2B | 3B | HR | RBI | SH | SF | HP | BB | SO | SB-CS | E | OBP | SLG |
|------|-------------|------|---|----|---|---|----|----|----|-----|----|----|----|----|----|-------|---|------|------|
| 2016 | CHI vs. CLE | .412 | 5 | 17 | 2 | 7 | 1 | 0 | 0 | 2 | 0 | 0 | 0 | 3 | 4 | 1-0 | 0 | .500 | .471 |

CAREER TRANSACTIONS

2014: Selected by Cubs in first round (fourth overall) of draft (scout: Stan Zielinski)

2016: On disabled list 4/8-10/22 ... torn ACL and LCL in left knee & severely sprained left ankle





57 SHAE SIMMONS RHP

BATS: RIGHT THROWS: RIGHT HEIGHT: 5'11" WEIGHT: 190 MLS: 3+111



FULL NAME: Shae Austin Simmons
OPENING DAY AGE: 27, turns 28 on September 3
CONTRACT STATUS: Signed thru 2018
SIGNED BY: Terry Tripp (Atlanta)
HOW ACQUIRED: Signed a major league split contract 2/16/18

BORN: 9/3/90 in Cape Girardeau, MO
RESIDES: Scott City, MO
FAMILY: Married — Kaitlin

FACTS AND INFORMATION

Shae signed a major league split contract with the Cubs in February ... is in his seventh pro season since being selected in the 22nd round of the 2012 draft by the Braves.

- Ⓢ Has appeared in parts of three major league seasons with the Braves (2014, 2016) and Mariners (2017), going 1-4 with one save and a 3.50 ERA (14 ER/36.0 IP) in 42 outings, all in relief.
- Ⓢ Missed the entire 2015 season after undergoing Tommy John surgery in February of that year ... was performed by Dr. James Andrews in Gulf Breeze, Fla.
- Ⓢ Appeared in a career-high 26 games with Atlanta in 2014, posting a 2.91 ERA (7 ER/21.2 IP).
- Ⓢ After beginning his career in Atlanta's system, he was traded to Seattle, January 11, 2017, with OF Mallek Smith for P Luiz Gohara and P Thomas Burrows.
- Ⓢ In six minor league campaigns, he has posted a 2.06 ERA (30 ER/131.1 IP) in 120 outings (14 starts).
- Ⓢ Named a mid-season All-Star in 2013 with Rome (South Atlantic League) and 2014 with Mississippi (Southern League) ... also named a post-season All-Star in 2013.
- Ⓢ Participated in the Arizona Fall League in 2013 and was named an AFL Rising Star.
- Ⓢ Attended Southeast Missouri State University ... was named second-team All-Ohio Valley Conference in 2012 ... earned a bachelor of science in criminal justice with a minor in criminology from the school in the offseason following the 2015 season.

CAREER HIGHS

MOST STRIKEOUTS
3 (2x) — last, 9/20/17 vs. TEX

LONGEST RELIEF APPEARANCE
1.2 IP (3x) — last, 7/11/14 @ CHI

MOST HITS ALLOWED
3 — 9/16/16 vs. WSH

MOST RUNS ALLOWED
4 — 10/1/17 @ LAA

MOST WALKS ALLOWED
2 (5x) — last, 10/1/17 @ LAA

LONGEST LOSING STREAK
4 G — 7/19/14-current

CONSECUTIVE SCORELESS IP
8.2 IP — 6/25-7/11/14

YEAR-BY-YEAR REVIEW

2017

Shae began the season on the disabled list, making his season debut, July 6, as part of a rehab assignment ... appeared in 13 minor league rehab games and was activated by the Mariners, September 1 ... went 0-2 with a 7.04 ERA (6 ER/7.2 IP) in nine relief outings with Seattle in September.

- Ⓢ Was placed on the 10-day minor league disabled list, March 30, with a right elbow strain ... transferred to the 60-day disabled list, May 7.
- Ⓢ Made his season debut, July 6, with the AZL Mariners ... was transferred to Double-A Arkansas for three games and then appeared in nine games with Triple-A Tacoma ... all told, posted no record and a 4.91 ERA (6 ER/11.0 IP) in 13 games in the minors, all as part of his rehab assignment.
- Ⓢ Was activated from the disabled list September 1 and made his Mariners debut September 3 vs. Oakland (1.0 IP, 1 H) ... did not allow a run in his first six outings (6.0 IP, 1 H) ... allowed six runs in 1.2 innings over his final three outings.
- Ⓢ Struck out the side in a perfect inning of relief September 20 vs. Texas.

2016

Began the season on the disabled list recovering from Tommy John Surgery in 2015 ... posted no record and a 1.96 ERA (4 ER/18.1 IP) in 19 games (10 starts) with three minor league clubs ... saw his first major league action since 2014, allowing just one run in 6.2 innings with Atlanta.

- Ⓢ Made 12 appearances (four starts) with Triple-Gwinnett, posting a 1.50 ERA (2 ER/12.0 IP) with 14 strikeouts ... in four outings (three starts) with Single-A Rome, he allowed just three unearned runs (3.1 IP) ... started three games with GCL Braves, posting a 6.00 ERA (2 ER/3.0 IP).
- Ⓢ Was recalled by Atlanta, August 30 ... made his first Major League outing since July 26, 2014 on Sept. 1 vs. San Diego ... worked a scoreless 8th inning ... did not allow a run in six of his seven outings with Atlanta (1 ER/6.2 IP).

2015

Spent the entire season on 60-day disabled list recovering from "Tommy John" surgery ... Dr. James Andrews performed the procedure on February 12 in Gulf Breeze, Fla.

2014

Made his major league debut with Atlanta in May ... posted a 2.91 ERA (7 ER/21.2 IP) in 26 relief outings in his debut major league stint before having his campaign cut short due to a right shoulder strain.

- Ⓢ Began the season with Double-A Mississippi, posting a miniscule 0.78 ERA (2 ER/23.0 IP) with 14 saves in 20 relief outings ... was named a Southern League mid-season All-Star.
- Ⓢ Was selected by Atlanta, May 31, and made his debut that night in Miami, striking out the only batter he faced.
- Ⓢ Earned his first-career save the following day, allowing two hits and one walk in a scoreless ninth inning.
- Ⓢ Turned in seven scoreless appearances to begin his Major League career before allowing two runs (one earned) on June 13 vs. Los Angeles (A.L.).
- Ⓢ Placed on the 15-day disabled list on July 29 (retroactive to July 27) through the end of the season with a right shoulder strain ... appeared in two games on a rehab assignment with Triple-A Gwinnett, posting a record of 0-1 with a 36.00 ERA (4 ER/1.0 IP) with one strikeout and two walks.

2013

Named by Atlanta as Single-A Rome's Pitcher of the Year after going 1-1 with 24 saves and a 1.49 ERA (7 ER/42.1 IP) with 66 strikeouts in 39 games.

- Ⓢ His 24 saves ranked second in the South Atlantic League.
- Ⓢ Promoted to Double-A Mississippi, August 6, where he posted 2.45 ERA (3 ER/11.0 IP) with 16 strikeouts in 11 games.
- Ⓢ Did not allow an earned run in 27-straight combined appearances with Rome and Mississippi, May 23-August 11.

2012

Made his professional debut with the GCL Braves, posting a record of 2-0 with 15 strikeouts and eight walks ... did not allow an earned run in seven games (one start) ... in nine outings with Rookie League Danville, went 0-2 with a 3.48 ERA (4 ER/10.1 IP) with 21 strikeouts and eight walks.

CAREER STATISTICS

| YEAR | TEAM | W-L | ERA | G | GS | CG | SHO | SV | IP | H | R | ER | HR | HB | BB | SO | WP | BK | |
|-------------------------------|-------------------------------|-------------|-------------|-----------|----------|----------|-----------|--------------|-------------|-----------|-----------|-----------|----------|-----------|------------|-----------|----------|----------|--|
| 2012 | GCL Braves-R | 2-0 | 0.00 | 7 | 1 | 0 | 0 | 0 | 14.1 | 5 | 1 | 0 | 0 | 0 | 8 | 15 | 2 | 0 | |
| | Danville-R | 0-2 | 3.48 | 9 | 0 | 0 | 0 | 2 | 10.1 | 11 | 7 | 4 | 0 | 0 | 8 | 21 | 3 | 0 | |
| 2013 | Rome-A | 1-1 | 1.49 | 39 | 0 | 0 | 0 | 24 | 42.1 | 26 | 12 | 7 | 0 | 4 | 15 | 66 | 5 | 0 | |
| | Mississippi-AA | 0-0 | 2.45 | 11 | 0 | 0 | 0 | 0 | 11.0 | 5 | 3 | 3 | 0 | 0 | 7 | 16 | 1 | 0 | |
| 2014 | Mississippi-AA | 0-0 | 0.78 | 20 | 0 | 0 | 0 | 14 | 23.0 | 15 | 2 | 2 | 0 | 1 | 6 | 30 | 0 | 0 | |
| | Atlanta | 1-2 | 2.91 | 26 | 0 | 0 | 0 | 1 | 21.2 | 15 | 8 | 7 | 1 | 0 | 11 | 23 | 1 | 0 | |
| | Gwinnett-AAA# | 0-1 | 36.00 | 2 | 2 | 0 | 0 | 0 | 1.0 | 3 | 4 | 4 | 0 | 0 | 2 | 1 | 0 | 0 | |
| DID NOT PITCH – INJURED | | | | | | | | | | | | | | | | | | | |
| 2016 | Gwinnett-AAA# | 0-0 | 1.50 | 12 | 4 | 0 | 0 | 1 | 12.0 | 7 | 2 | 2 | 0 | 2 | 9 | 14 | 1 | 1 | |
| | Rome-A# | 0-0 | 0.00 | 4 | 3 | 0 | 0 | 0 | 3.1 | 2 | 3 | 0 | 0 | 1 | 1 | 4 | 1 | 0 | |
| | GCL Braves-R# | 0-0 | 6.00 | 3 | 3 | 0 | 0 | 0 | 3.0 | 2 | 2 | 2 | 0 | 0 | 2 | 5 | 2 | 0 | |
| | Atlanta | 0-0 | 1.35 | 7 | 0 | 0 | 0 | 0 | 6.2 | 6 | 1 | 1 | 0 | 0 | 0 | 3 | 0 | 0 | |
| | AZL Mariners-R# | 0-0 | 0.00 | 1 | 1 | 0 | 0 | 0 | 1.0 | 1 | 0 | 0 | 0 | 0 | 0 | 2 | 0 | 0 | |
| 2017 | Arkansas-AA# | 0-0 | 10.13 | 3 | 0 | 0 | 0 | 0 | 2.2 | 6 | 3 | 3 | 0 | 0 | 1 | 4 | 1 | 0 | |
| | Tacoma-AAA# | 0-0 | 3.68 | 9 | 0 | 0 | 0 | 0 | 7.1 | 5 | 4 | 3 | 1 | 0 | 6 | 6 | 1 | 0 | |
| | Seattle | 0-2 | 7.04 | 9 | 0 | 0 | 0 | 0 | 7.2 | 4 | 6 | 6 | 1 | 0 | 4 | 8 | 1 | 0 | |
| | MAJOR LEAGUE TOTALS | 1-4 | 3.50 | 42 | 0 | 0 | 0 | 1 | 36.0 | 25 | 15 | 14 | 2 | 0 | 15 | 34 | 2 | 0 | |
| | AMERICAN LEAGUE TOTALS | 0-2 | 7.04 | 9 | 0 | 0 | 0 | 0 | 7.2 | 4 | 6 | 6 | 1 | 0 | 4 | 8 | 1 | 0 | |
| NATIONAL LEAGUE TOTALS | 1-2 | 2.54 | 33 | 0 | 0 | 0 | 1 | 28.1 | 21 | 9 | 8 | 1 | 0 | 11 | 26 | 1 | 0 | | |
| MINOR LEAGUE TOTALS | 3-4 | 2.06 | 120 | 14 | 0 | 0 | 41 | 131.1 | 88 | 43 | 30 | 1 | 8 | 65 | 184 | 17 | 1 | | |

#Includes Injury Rehabilitation Assignment

SV/OPP: 2017 – 0/0 ... Career – 1/1 ... **HOLDS:** 2017 – 0 ... Career – 9 ... **IR/IRS:** 2017 – 4/1 ... Career – 25/6

| YEAR | AVG | AB | R | H | 2B | 3B | HR | RBI | SH | SF | HP | BB | SO | SB | CS | PCT | G | PO | A | E | TC | DP |
|--------------------|-------------|----------|----------|----------|----------|----------|----------|----------|----------|----------|----------|----------|----------|----------|----------|-------------|-----------|----------|----------|----------|----------|----------|
| 2017 | .000 | 0 | 0 | 0 | 0 | 0 | 0 | 0 | 0 | 0 | 0 | 0 | 0 | 0 | 0 | .000 | 9 | 0 | 0 | 1 | 1 | 0 |
| M.L. TOTALS | .000 | 0 | 0 | 0 | 0 | 0 | 0 | 0 | 0 | 0 | 0 | 0 | 0 | 0 | 0 | .750 | 42 | 1 | 2 | 1 | 4 | 0 |

CAREER TRANSACTIONS

- 2012:** Selected by Atlanta in the 22nd round of draft (scout: Terry Tripp)
- 2014:** On disabled list 7/27-9/29 ... right shoulder strain ... included injury rehab assignment with Gwinnett (8/16-9/14)
- 2015:** On disabled list 2/20-11/4 ... right elbow surgery
- 2016:** On disabled list 4/3-8/8 ... recovering from right elbow surgery ... included injury rehab assignment with Gwinnett (5/16-21 & 6/5-10), Rome (5/21-27 & 8/2-8), Mississippi (6/10-13) and GCL Braves (7/23-8/2)
- 2017:** Acquired by Seattle 1/11 with OF Mallex Smith for P Luiz Gohara and P Thomas Burrows
- 2017:** On disabled list 3/30-9/1 ... right elbow strain ... included injury rehab assignment with AZL Mariners (7/6-8), Arkansas (7/8-17) and Tacoma (7/17-19 & 8/4-9/1)
- 2017:** Declared free agent 12/1
- 2018:** Signed a major league split contract with Cubs 2/16

ROUT OR BE ROUTED

Since 1900, the Cubs have won 29 games by at least 15 runs. The most recent of those victories occurred August 26, 2017, a 17-2 victory at Philadelphia in which the Cubs blasted six homers. Here are the most lopsided wins in Cubs history:

22 Runs – July 3, 194524-2 over Boston at Braves Field
 19 – June 7, 1906.....19-0 over N.Y. Giants at Polo Grounds
 19 – May 5, 1938.....21-2 over Philadelphia at Wrigley Field
 19 – May 13, 196919-0 over San Diego at Wrigley Field
 19 – August 18, 199526-7 over Colorado at Coors Field
 19 – May 5, 2001.....20-1 over Los Angeles at Wrigley Field

Since 1900, the Cubs have lost 26 games by at least 15 runs. The most recent of those losses took place June 27, 2012 – a 17-1 setback vs. the Mets. Here are the most lopsided defeats in Cubs history:

22 Runs – Sept. 16, 197522-0 to Pittsburgh at Wrigley Field
 20 – June 1, 195722-2 to Cincinnati at Crosley Field
 19 – July 6, 194923-4 to Cincinnati at Crosley Field
 18 – May 26, 1964.....19-1 to New York at Wrigley Field
 18 – April 27, 197721-3 to St. Louis at Wrigley Field
 18 – June 23, 1986.....19-1 to Philadelphia at Veterans Stadium

39 DREW SMYLY LHP

BATS: LEFT THROWS: LEFT HEIGHT: 6'3" WEIGHT: 190 MLS: 5+154



FULL NAME: Todd Andrew Smyly
OPENING DAY AGE: 28, turns 29 on June 13
CONTRACT STATUS: Signed thru 2019
SIGNED BY: Chris Wimmer (Detroit)
HOW ACQUIRED: Signed a two-year major league contract 12/12/17

BORN: 6/13/89 in Little Rock, AR
RESIDES: Scottsdale, AZ
FAMILY: Married — Eryn ...
Child — Parker Raine



FACTS AND INFORMATION

Drew signed a two-year contract with the Cubs, December 12, 2017 ... is expected to start the season on the disabled list after undergoing Tommy John surgery in June of 2017 ... last pitched in the majors in 2016.

- Ⓢ Has gone 31-27 with two saves and a 3.74 ERA (237 ER/570.1 IP) in 156 major league appearances, 85 as a starter, covering all or part of five major league seasons with the Detroit Tigers (2012-14) and Tampa Bay Rays (2014-16).
- Ⓢ Was acquired by the Seattle Mariners prior to the 2017 campaign but suffered an elbow injury in March that led to Tommy John surgery in June, and he missed the entire season.
- Ⓢ Pitched for Team USA in the 2017 World Baseball Classic ... made one start vs. Team Venezuela, allowing just one unearned run in 4.2 innings.
- Ⓢ Pitched exclusively in relief in 2013 (63 outings) before making 67 of his 70 outings as a starter from 2014-16.
- Ⓢ Selected by Detroit in the second round of the 2010 draft out of the University of Arkansas ... was roommates at Arkansas with Houston pitcher Dallas Keuchel.
- Ⓢ He and his father own a Beef O'Brady's restaurant in Maumelle, Ark., the eatery they frequented after his youth games.

MAJOR LEAGUE REVIEW

2017

Was acquired by Seattle prior to the season but suffered an elbow injury in March that led to Tommy John surgery in June ... missed the entire season ... was non-tendered by the Mariners following the season.

2016

Went 7-12 with a 4.88 ERA (95 ER/175.1 IP) and 167 strikeouts in 30 starts with Tampa Bay ... set career-high marks in starts, innings pitched and strikeouts.

- Ⓢ Began season 2-11 with 5.64 ERA (66 ER/105.1 IP) in his first 18 starts ... finished 5-1 with 3.73 ERA (29 ER/70.0 IP) in final 12 starts.
- Ⓢ Had a seven-game losing streak (over 10 starts) from May 21-July 18, then won next five decisions (over 11 starts) July 23-September 20.
- Ⓢ Had four 10+ strikeout games, fourth-most among A.L. pitchers: Boston's David Price (7), Detroit's Justin Verlander (7) and Tampa Bay's Chris Archer (6) ... struck out a career-high 12 batters, June 15 vs. Seattle.
- Ⓢ Joined San Francisco's Madison Bumgarner as the only two pitchers in the majors with two starts of 7.0+ IP and one hit-or-fewer ... April 19 at Boston (8.0 IP) and August 15 vs. San Diego (7.0 IP).
- Ⓢ On April 19 became first opposing lefty to register 10+ strikeouts and allow one-or-fewer hits at Fenway Park (Elias Sports) ... retired last 17 batters but earned no decision (8.0 IP, 1 H, 11 K) ... first A.L. pitcher since Baseball Reference data is available (1913) to allow no runs, one hit or fewer and record 11-plus strikeouts and not earn the win.

2015

Limited to just 12 starts with Tampa Bay due to injury ... went 5-2 with a 3.11 ERA (23 ER/66.2 IP).

- Ⓢ Missed 105 games due to a left shoulder injury ... began season on D.L. with left shoulder tendinitis ... returned April 24 and made three starts before returning to D.L. with left shoulder soreness from May 6-August 16.
- Ⓢ In nine starts after his return, led Tampa Bay with a 5-1 record and 3.24 ERA ... finished season 5-0 in his last eight starts (2.54 ERA).
- Ⓢ His loss, August 16 at Texas, snapped a streak of nine starts of four hits or fewer and two runs or fewer, which tied for the longest such streak by a Major League starter since data is available (1914), joining Minnesota's Johan Santana in his Cy Young season of 2004 (June 15-July 27).
- Ⓢ Made a seven rehab starts with stops at Single-A Charlotte, Double-A Montgomery and Triple-A Durham.

2014

Began the season with Detroit before being traded to Tampa Bay, July 31, in a three-team, five-player swap that sent David Price to the Tigers.

- Ⓢ Threw 153.0 combined innings with Tampa Bay and Detroit ... Tampa Bay shut him down after his start, September 6 vs. Baltimore ... made seven starts after joining Tampa Bay, August 5-September 6, and went 3-1 with a 1.70 ERA.
- Ⓢ Recorded his first career shutout on August 22 at Toronto, facing one batter over the minimum (28) and retired the final 19 batters in order, with no walks and 105 pitches.

2013

Made his first Opening Day roster and spent entire season in bullpen ... among A.L. lefty relievers, ranked first in innings and strikeouts, second in wins and fifth in ERA (2.37) ... went 6-0, becoming the third pitcher in Tigers history to finish a season undefeated with at least six wins.

- Ⓢ Recorded his first career save, April 5 vs. the Yankees (4.0 IP, 5 K), the first save of 4.0+ IP by a Detroit pitcher since Esteban Yan (5/14/04 vs. Texas).
- Ⓢ Made six postseason appearances, allowing one earned run in 3.0 innings.

CAREER HIGHS

MOST STRIKEOUTS

12 — 6/15/16 vs. SEA

10+ STRIKEOUT GAMES

9 — last, 8/4/16 vs. KC

COMPLETE GAMES/SHUTOUTS

1 — 8/22/14 @ TOR

LONGEST RELIEF APPEARANCE

5.2 IP — 4/20/13 @ LAA

MOST HITS ALLOWED

12 — 5/31/16 @ KC

MOST RUNS ALLOWED

8 (2x) — last, 6/26/16 @ BAL

MOST HOMERS ALLOWED

4 — 5/26/14 @ OAK

MOST WALKS ALLOWED

5 — 5/19/14 @ CLE

LONGEST WINNING STREAK

9 G — 7/1-12-4/14

LONGEST LOSING STREAK

7 G — 5/21-7/18/16

CONSECUTIVE SCORELESS IP

16.0 IP — 4/23-5/8/14

2012

Spent majority of season in Detroit rotation ... made 18 starts and five relief appearances, posting a 3.99 ERA (44 ER/99.1 IP) with 94 strikeouts.

- Ⓢ Entered spring training as a non-roster invitee and won fifth starter job ... selected to MLB roster after one start with Triple-A Toledo and made MLB debut on April 12 vs. Tampa Bay, getting a no-decision in 7-2 win (4.0 IP, 1 ER, 4 K).
- Ⓢ Became first Detroit starting pitcher to allow one run or fewer in first four starts since at least 1914.
- Ⓢ Collected first win, April 28 at the Yankees (6.0 IP, 1 ER, 7 K), a 7-5 win.
- Ⓢ Made two trips to the DL: June 11-26 with blister on left middle finger, and July 7-29 with right intercostal strain.
- Ⓢ Entered season ranked by *Baseball America* as Tigers No. 3 prospect.

MINOR LEAGUE REVIEW

- Ⓢ In 2011, he made his pro debut with Single-A Lakeland and also appeared with Double-A Erie ... named Tigers Minor League Pitcher of the Year, going a combined 11-6 with a 2.07 ERA ... played with Team USA during Pan American Games following the season.

CAREER STATISTICS

| YEAR | TEAM | W-L | ERA | G | GS | CG | SHO | SV | IP | H | R | ER | HR | HB | BB | SO | WP | BK |
|----------------------------|----------------|-------------------------|-------------|------------|-----------|----------|----------|----------|--------------|------------|------------|------------|-----------|----------|------------|------------|-----------|----------|
| 2011 | Lakeland-A | 7-3 | 2.58 | 14 | 14 | 0 | 0 | 0 | 80.1 | 71 | 32 | 23 | 1 | 3 | 21 | 77 | 5 | 0 |
| | Erie-AA | 4-3 | 1.18 | 8 | 7 | 0 | 0 | 0 | 45.2 | 32 | 10 | 6 | 1 | 1 | 15 | 53 | 2 | 0 |
| 2012 | Toledo-AAA# | 0-2 | 6.11 | 7 | 7 | 0 | 0 | 0 | 17.2 | 22 | 13 | 12 | 3 | 1 | 8 | 25 | 2 | 1 |
| | Detroit | 4-3 | 3.99 | 23 | 18 | 0 | 0 | 0 | 99.1 | 93 | 49 | 44 | 12 | 2 | 33 | 94 | 3 | 0 |
| 2013 | Detroit | 6-0 | 2.37 | 63 | 0 | 0 | 0 | 2 | 76.0 | 62 | 20 | 20 | 4 | 1 | 17 | 81 | 5 | 0 |
| 2014 | Detroit | 6-9 | 3.93 | 21 | 18 | 0 | 0 | 0 | 105.1 | 111 | 48 | 46 | 14 | 1 | 31 | 89 | 4 | 0 |
| | Tampa Bay | 3-1 | 1.70 | 7 | 7 | 1 | 1 | 0 | 47.2 | 25 | 9 | 9 | 4 | 0 | 11 | 44 | 4 | 0 |
| 2015 | Charlotte-A# | 0-0 | 5.40 | 3 | 3 | 0 | 0 | 0 | 8.1 | 10 | 5 | 5 | 1 | 0 | 0 | 9 | 0 | 0 |
| | Montgomery-AA# | 0-0 | 0.00 | 1 | 1 | 0 | 0 | 0 | 3.2 | 1 | 0 | 0 | 0 | 0 | 3 | 4 | 0 | 0 |
| | Tampa Bay | 5-2 | 3.11 | 12 | 12 | 0 | 0 | 0 | 66.2 | 58 | 24 | 23 | 11 | 1 | 20 | 77 | 2 | 0 |
| | Durham-AAA# | 0-2 | 8.44 | 3 | 3 | 0 | 0 | 0 | 10.2 | 13 | 11 | 10 | 2 | 1 | 6 | 13 | 1 | 0 |
| 2016 | Tampa Bay | 7-12 | 4.88 | 30 | 30 | 0 | 0 | 0 | 175.1 | 174 | 103 | 95 | 32 | 2 | 49 | 167 | 10 | 0 |
| 2017 | Seattle | DID NOT PITCH — INJURED | | | | | | | | | | | | | | | | |
| MAJOR LEAGUE TOTALS | | 31-27 | 3.74 | 156 | 85 | 1 | 1 | 2 | 570.1 | 523 | 253 | 237 | 77 | 7 | 161 | 552 | 28 | 0 |
| MINOR LEAGUE TOTALS | | 11-10 | 3.03 | 36 | 35 | 0 | 0 | 0 | 166.1 | 149 | 71 | 56 | 8 | 6 | 53 | 181 | 10 | 1 |

#Includes Injury Rehabilitation Assignment

LAST MAJOR LEAGUE COMPLETE GAME/SHUTOUT: 8/22/14 @ Toronto (W, 8-0)

SV/OPP: 2017 — 0/0 ... Career — 2/6 ... HOLDS: 2017 — 0 ... Career — 23 ... IR/IRS: 2017 — 0/0 ... Career — 33/6

| YEAR | AVG | AB | R | H | 2B | 3B | HR | RBI | SH | SF | HP | BB | SO | SB | CS | PCT | G | PO | A | E | TC | DP |
|--------------------|-------------|----------|----------|----------|----------|----------|----------|----------|----------|----------|----------|----------|----------|----------|----------|-------------|------------|-----------|-----------|----------|-----------|----------|
| 2017 | .000 | 0 | 0 | 0 | 0 | 0 | 0 | 0 | 0 | 0 | 0 | 0 | 0 | 0 | 0 | --- | 0 | 0 | 0 | 0 | 0 | 0 |
| M.L. TOTALS | .000 | 4 | 0 | 0 | 0 | 0 | 0 | 0 | 0 | 0 | 0 | 0 | 1 | 0 | 0 | .937 | 156 | 21 | 68 | 6 | 95 | 3 |

DIVISION SERIES STATISTICS

| YEAR | TEAM/OPP | W-L | ERA | G | GS | CG | SHO | SV | IP | H | R | ER | HR | HB | BB | SO | WP | BK |
|------|-------------|-----|------|---|----|----|-----|----|-----|---|---|----|----|----|----|----|----|----|
| 2013 | DET vs. OAK | 0-0 | 0.00 | 2 | 0 | 0 | 0 | 0 | 1.0 | 1 | 0 | 0 | 0 | 0 | 2 | 2 | 0 | 0 |

LEAGUE CHAMPIONSHIP SERIES STATISTICS

| YEAR | TEAM/OPP | W-L | ERA | G | GS | CG | SHO | SV | IP | H | R | ER | HR | HB | BB | SO | WP | BK |
|-------------------|-------------|------------|-------------|----------|----------|----------|----------|----------|------------|----------|----------|----------|----------|----------|----------|----------|----------|----------|
| 2012 | DET vs. NYY | 1-0 | 0.00 | 2 | 0 | 0 | 0 | 0 | 2.1 | 1 | 0 | 0 | 0 | 0 | 0 | 2 | 0 | 0 |
| 2013 | DET vs. BOS | 0-0 | 4.50 | 4 | 0 | 0 | 0 | 0 | 2.0 | 0 | 2 | 1 | 0 | 0 | 1 | 1 | 0 | 0 |
| LCS TOTALS | | 1-0 | 2.08 | 6 | 0 | 0 | 0 | 0 | 4.1 | 1 | 2 | 1 | 0 | 0 | 1 | 3 | 0 | 0 |

WORLD SERIES STATISTICS

| YEAR | TEAM/OPP | W-L | ERA | G | GS | CG | SHO | SV | IP | H | R | ER | HR | HB | BB | SO | WP | BK |
|------|------------|-----|------|---|----|----|-----|----|-----|---|---|----|----|----|----|----|----|----|
| 2012 | DET vs. SF | 0-0 | 5.40 | 2 | 0 | 0 | 0 | 0 | 1.2 | 1 | 1 | 1 | 0 | 0 | 3 | 2 | 0 | 0 |

WORLD BASEBALL CLASSIC STATISTICS

| YEAR | TEAM | W-L | ERA | G | GS | CG | SHO | SV | IP | H | R | ER | HR | HB | BB | SO | WP | BK |
|------|---------------|-----|------|---|----|----|-----|----|-----|---|---|----|----|----|----|----|----|----|
| 2017 | UNITED STATES | 0-0 | 0.00 | 1 | 1 | 0 | 0 | 0 | 4.2 | 3 | 1 | 0 | 0 | 0 | 0 | 8 | 0 | 0 |

CAREER TRANSACTIONS

- 2010:** Selected by Detroit in the second round of draft (scout: Chris Wimmer)
- 2012:** On disabled list 6/11-26 ... severe blister on left middle finger ... included injury rehab assignment to Toledo (6/21-26)
- 2012:** On disabled list 7/7-29 ... right intercostal strain
- 2014:** Acquired by Tampa Bay 7/31 with INF Willy Adames ... Seattle sent INF Nick Franklin to Tampa Bay ... Tampa Bay sent P David Price to Detroit ... Detroit sent OF Austin Jackson to Seattle
- 2015:** On disabled list 3/27-4/24 ... left shoulder tendinitis ... included injury rehab assignment to Charlotte (4/9-19) and Montgomery (4/19-24)
- 2015:** On disabled list 5/6-8/16 ... left shoulder soreness ... included injury rehab assignment to Durham (7/26-31, 8/6-16) and Charlotte (7/31-8/6)
- 2017:** Acquired by Seattle 1/11 for OF Mallex Smith, INF Carlos Vargas and P Ryan Yarbrough
- 2017:** On disabled list 3/30-11/6 ... Tommy John surgery
- 2017:** Declared free agent 12/1 ... signed a two-year major league contract with Cubs 12/12

64 ALI SOLIS C

BATS: RIGHT THROWS: RIGHT HEIGHT: 6'0" WEIGHT: 200 MILS: 0+45



FULL NAME: Roman Ali Solis (ah-LEE soh-LEES) BORN: 9/29/87 in Mexicali, Mexico
OPENING DAY AGE: 30 RESIDES: Mexicali, Mexico
CONTRACT STATUS: Signed thru 2018 FAMILY: Married — Dunnia ...
SIGNED BY: Robert Rowley (San Diego) Children — Romina & Ivanna
HOW ACQUIRED: Signed a minor league contract 1/10/17 NON-ROSTER INVITEE



FACTS AND INFORMATION

A non-roster invitee to Spring Training, Ali is in his 14th professional season since signing with San Diego as a non-drafted agent in February of 2005 ... has appeared in more than 600 minor league contests and 13 major league games.

- Ⓢ Made brief major league stints in 2012 with San Diego (five games) and in 2014 with Tampa Bay (eight games) ... went a combined 0-for-10 with a RBI.
- Ⓢ Prior to joining the Cubs organization in 2017, he spent time with San Diego (2005-12), Pittsburgh (2013), Tampa Bay (2014), Los Angeles-N.L. (2015) and Boston (2016).
- Ⓢ Has batted a combined .222 (444-for-2,000) with 35 homers in 618 minor league contests.
- Ⓢ Named a Texas League mid-season All-Star in 2011 and 2012, and a Texas League post-season All-Star in 2012 ... was also selected to the SiriusXM All-Star Futures Game in 2012, representing the World Team.

YEAR-BY-YEAR REVIEW

2017

Spent the entire season with Triple-A Iowa in his first year in the Cubs organization ... batted .253 (40-for-158) with 13 doubles, three homers and 19 RBI in 58 games ... threw out 7-of-30 attempted base stealers.

- Ⓢ Had 12 multi-hit games, including a season-high four knocks, July 18 vs. Nashville.
- Ⓢ Was on the shelf, June 14-27, with a right calf strain ... landed back on the D.L., July 27, with a left back strain ... activated, August 10.

2016

Appeared in 33 games between Double-A Portland and Triple-A Pawtucket in the Red Sox organization ... batted a combined .192 (19-for-99) with two doubles and two homers ... hit .270 (10-for-37) in 13 games with Pawtucket ... missed most of the season's second half with a right back strain.

2015

Spent the majority of the season with Double-A Tulsa, appearing in 69 games ... also played seven games with Triple-A Oklahoma City ... hit a combined .145 (34-for-234) with nine doubles and one homer.

2014

In his only season in the Rays organization, he appeared in 73 games at Triple-A Durham and also appeared in eight games with the major league club, marking his second-career stint in the majors.

- Ⓢ Batted .203 (51-for-251) with seven doubles, two triples, three homers and 25 RBI at Triple-A Durham.
- Ⓢ Was selected to Tampa Bay, May 27 ... went 0-for-6 with one RBI in eight games before being outrighted to Triple-A, August 31.

2013

Split his first season in the Pirates organization between Double-A Altoona and Triple-A Indianapolis ... in 29 combined games, hit .179 (15-for-84).

- Ⓢ Played 56 games for Tomateros de Culiacan in the Mexican Winter League ... hit .263 (46-for-175) with Culiacan, adding seven home runs and 24 RBI.

2012

Spent the full season with Double-A San Antonio (Padres) before receiving a September promotion to the big leagues where he appeared in five games.

- Ⓢ Made his major league debut on September 16 vs. Colorado as a pinch-hitter ... overall went 0-for-4 in five games with the Padres.
- Ⓢ Appeared in 87 games with San Antonio, 80 at catcher ... threw out 29-of-104 attempted base stealers (28 percent), the fourth-best percentage among Texas League catchers.

2011

Spent 73 games with San Antonio before a late-season promotion to Triple-A Tucson where he appeared in 11 games ... hit .263 (67-for-255) with six home runs and 26 RBI for San Antonio and was named a Texas League mid-season All-Star.

2010

Played in 12 games for Single-A Lake Elsinore and 11 for San Antonio before he was loaned to Tigres de Quintana Roo of the Mexican League for 21 games ... with Quintana Roo, hit .382 (26-for-68) ... combined to hit .218 (12-for-45) between Lake Elsinore and San Antonio.

2009

Played across three levels in the Padres system ... gunned down 42.9 percent (24 of 56) of attempted base stealers with Lake Elsinore.

2008

Made eight appearances for Single-A Eugene before he was promoted to Single-A Fort Wayne ... threw out 34 percent (24-of-70) of attempted base stealers.

2007

Batted .253 (20-for-79) with four doubles and 14 RBI in 27 games for the AZL Padres ... also appeared in one game with Single-A Eugene (1-for-5, HR).

2006

Batted .250 (14-for-56) with five doubles and six RBI in 17 games for the AZL Padres.

2005

Batted .240 (29-for-121) with seven doubles, one homer and 12 RBI in 40 games with the DSL Padres, his first pro action.

CAREER STATISTICS

| YEAR | TEAM | AVG | G | AB | R | H | 2B | 3B | HR | RBI | SH | SF | HP | BB | SO | SB-CS | E | OBP | SLG |
|----------------------------|-------------------|-------------|------------|-------------|------------|------------|-----------|----------|-----------|------------|-----------|-----------|-----------|------------|------------|------------|-----------|-------------|-------------|
| 2005 | DSL Padres-R | .240 | 40 | 121 | 18 | 29 | 7 | 0 | 1 | 12 | 0 | 1 | 3 | 16 | 38 | 1-2 | 9 | .340 | .322 |
| 2006 | AZL Padres-R | .250 | 17 | 56 | 7 | 14 | 5 | 0 | 0 | 6 | 0 | 0 | 7 | 10 | 0-0 | 6 | .333 | .339 | |
| 2007 | AZL Padres-R | .253 | 27 | 79 | 11 | 20 | 4 | 0 | 0 | 14 | 1 | 1 | 3 | 11 | 21 | 0-0 | 7 | .362 | .304 |
| | Eugene-A | .200 | 1 | 5 | 1 | 1 | 0 | 0 | 1 | 2 | 0 | 0 | 0 | 0 | 1 | 0-0 | 0 | .200 | .800 |
| 2008 | Eugene-A | .323 | 8 | 31 | 6 | 10 | 2 | 0 | 1 | 1 | 0 | 0 | 2 | 4 | 7 | 0-0 | 1 | .432 | .484 |
| | Fort Wayne-A | .159 | 35 | 113 | 10 | 18 | 6 | 0 | 2 | 16 | 2 | 1 | 0 | 14 | 40 | 0-0 | 8 | .250 | .265 |
| 2009 | Fort Wayne-A | .208 | 13 | 48 | 10 | 10 | 2 | 0 | 4 | 10 | 0 | 1 | 1 | 4 | 14 | 0-0 | 2 | .278 | .500 |
| | San Antonio-AA | .148 | 10 | 27 | 4 | 4 | 0 | 0 | 0 | 3 | 0 | 0 | 0 | 1 | 10 | 0-0 | 2 | .179 | .148 |
| | Lake Elsinore-A | .203 | 45 | 138 | 16 | 28 | 4 | 3 | 2 | 19 | 3 | 2 | 2 | 7 | 37 | 1-0 | 2 | .248 | .319 |
| 2010 | Lake Elsinore-A | .270 | 12 | 37 | 6 | 10 | 1 | 0 | 4 | 8 | 0 | 0 | 0 | 2 | 10 | 0-0 | 2 | .308 | .622 |
| | San Antonio-AA | .111 | 10 | 18 | 0 | 2 | 0 | 0 | 0 | 1 | 0 | 0 | 1 | 0 | 5 | 0-0 | 1 | .158 | .111 |
| | Quintana Roo-MEX | .382 | 21 | 68 | 11 | 26 | 5 | 1 | 3 | 13 | 0 | 1 | 0 | 4 | 12 | 0-2 | 2 | .411 | .618 |
| 2011 | San Antonio-AA | .263 | 73 | 255 | 30 | 67 | 14 | 1 | 6 | 26 | 1 | 1 | 5 | 12 | 65 | 0-0 | 12 | .308 | .396 |
| | Tucson-AAA | .211 | 11 | 38 | 3 | 8 | 2 | 0 | 0 | 3 | 0 | 0 | 0 | 1 | 14 | 0-0 | 1 | .231 | .263 |
| 2012 | San Antonio-AA | .283 | 87 | 329 | 26 | 93 | 25 | 1 | 6 | 40 | 1 | 1 | 1 | 11 | 77 | 1-1 | 6 | .307 | .419 |
| | San Diego | .000 | 5 | 4 | 0 | 0 | 0 | 0 | 0 | 0 | 0 | 0 | 0 | 0 | 2 | 0-0 | 1 | .000 | .000 |
| 2013 | Indianapolis-AAA | .217 | 9 | 23 | 2 | 5 | 0 | 0 | 0 | 2 | 0 | 1 | 0 | 2 | 4 | 0-0 | 0 | .269 | .217 |
| | Altoona-AA | .164 | 20 | 61 | 7 | 10 | 3 | 0 | 0 | 1 | 1 | 0 | 1 | 3 | 17 | 2-0 | 2 | .215 | .213 |
| 2014 | Durham-AAA | .203 | 73 | 251 | 20 | 51 | 7 | 2 | 3 | 25 | 2 | 3 | 4 | 6 | 75 | 0-1 | 3 | .231 | .283 |
| | Tampa Bay | .000 | 8 | 6 | 0 | 0 | 0 | 0 | 0 | 1 | 1 | 0 | 0 | 0 | 4 | 0-0 | 0 | .000 | .000 |
| 2015 | Tulsa-AA | .145 | 69 | 220 | 8 | 32 | 8 | 0 | 1 | 16 | 5 | 1 | 1 | 7 | 61 | 0-0 | 5 | .175 | .195 |
| | Oklahoma City-AAA | .143 | 7 | 14 | 2 | 2 | 1 | 0 | 0 | 0 | 0 | 0 | 0 | 2 | 5 | 0-0 | 0 | .250 | .214 |
| 2016 | Portland-AA | .145 | 20 | 62 | 3 | 9 | 1 | 0 | 1 | 8 | 0 | 2 | 0 | 6 | 11 | 0-1 | 3 | .214 | .210 |
| | Pawtucket-AAA | .270 | 13 | 37 | 1 | 10 | 1 | 0 | 1 | 5 | 0 | 2 | 0 | 1 | 5 | 0-0 | 0 | .275 | .378 |
| 2017 | Iowa-AAA | .253 | 58 | 158 | 18 | 40 | 13 | 0 | 3 | 19 | 0 | 0 | 2 | 8 | 48 | 1-0 | 2 | .298 | .392 |
| MAJOR LEAGUE TOTALS | | .000 | 13 | 10 | 0 | 0 | 0 | 0 | 0 | 1 | 1 | 0 | 0 | 0 | 6 | 0-0 | 3 | .000 | .000 |
| MINOR LEAGUE TOTALS | | .222 | 618 | 2000 | 191 | 444 | 99 | 7 | 35 | 225 | 16 | 16 | 23 | 109 | 537 | 5-3 | 65 | .268 | .331 |

| CAREER | PCT | G | PO | A | E | TC | DP | PB |
|---------|------|----|----|---|---|----|----|----|
| Catcher | .972 | 10 | 35 | 0 | 1 | 36 | 0 | 1 |

CAUGHT STEALING: Career – 0-for-3 (.000)

CAREER TRANSACTIONS

- 2005:** Signed by San Diego as a non-drafted free agent 2/16 (scout: Robert Rowley)
- 2012:** Claimed off waivers by Pittsburgh 10/25
- 2013:** Declared minor league free agent 11/4 ... signed a one-year minor league contract with Tampa Bay 11/21
- 2014:** Declared minor league free agent 11/3
- 2015:** Signed a one-year minor league contract with Los Angeles-N.L. 3/5
- 2015:** Declared minor league free agent 11/6 ... signed a one-year minor league contract with Boston 12/14
- 2016:** Declared minor league free agent 11/7
- 2017:** Signed a one-year minor league contract with Cubs 1/10 ... signed a one-year minor league contract with Cubs 10/15

WALKING OFF TO APPLAUSE

The last time the Cubs won consecutive contests with walkoff homers took place September 12-September 13, 1998, when Orlando Merced and Mark Grace hit game-ending shots against Milwaukee.

46 PEDRO STROP RHP

BATS: RIGHT THROWS: RIGHT HEIGHT: 6'1" WEIGHT: 220 MLS: 6+156



FULL NAME: Pedro Angel Strop (Strope)
OPENING DAY AGE: 32, turns 33 on June 13
CONTRACT STATUS: Signed thru 2018, club option for 2019
SIGNED BY: Rolando Fernandez & Felix Feliz (Baltimore)

BORN: 6/13/85 in San Cristobal, D.R.
RESIDES: Palenque, D.R.
FAMILY: Married
HOW ACQUIRED: From Baltimore with P Jake Arrieta & two int'l signing bonus slots 7/2/13 for P Scott Feldman & C Steve Clevenger



FACTS AND INFORMATION

Pedro is in his sixth season with the Cubs after he was acquired from Baltimore in a four-player deal, July 2, 2013 ... has pitched in all or parts of nine major league seasons with Texas (2009-11), Baltimore (2011-13) and the Cubs (2013-17), posting 137 holds, nine saves and a 3.17 ERA (141 ER/400.0 IP) in 445 relief appearances.

- Ⓢ Agreed to a 2018 contract extension with a club option for 2019 on February 24, 2017.
- Ⓢ Since joining the Cubs in July of 2013, he has posted a 2.72 ERA (82 ER/271.2 IP) with 319 strikeouts and six saves in 301 outings ... his .181 opponent batting average during that span ranks fourth in the N.L.
 - His 105 holds are the most in franchise history, surpassing Carlos Marmol's 82 holds from 2006-13.
 - Among Cubs relievers all-time with at least 100 games pitched, he ranks third in opponent average, ERA and strikeouts per nine innings (10.57).
 - Owns the fourth-lowest opponent batting average ever at Wrigley Field (.189) ... only Carlos Marmol (.182), Jake Arrieta (.182) and Sandy Koufax (.187) have posted better marks.
- Ⓢ With 442 strikeouts in 400.0 major league innings, he has averaged 9.95 strikeouts per 9.0 innings pitched ... has walked 183 batters.
- Ⓢ Pitched for the Dominican Republic in the 2013 World Baseball Classic, going 3-0 in six relief appearances ... did not allow a run in 6.2 innings pitched (3 H, 0 BB, 7 SO).
- Ⓢ Has gone 1-0 with a 1.96 ERA (4 ER/18.1 IP) in 21 postseason appearances with the Orioles (2012) and Cubs (2015-17) ... his 19 postseason appearances with the Cubs are the most in team history.
- Ⓢ Was named a Pacific Coast League All-Star with Triple-A Oklahoma City in 2010.
- Ⓢ Spoke with Texas prospects during the organization's trip to the Rangers Dominican training academy in 2010.
- Ⓢ Following the 2007 season, was ranked by *Baseball America* as Colorado's ninth-best prospect.
- Ⓢ Converted to a pitcher after batting .208 in 161 games as an infielder in Colorado's organization from 2003-05.
- Ⓢ Signed as a non-drafted free agent by Colorado in 2002.
- Ⓢ Played amateur baseball in his native San Cristobal, Dominican Republic.

CAREER HIGHS

MOST STRIKEOUTS

4 (2x) – last, 7/22/15 @ CIN

LONGEST RELIEF APPEARANCE

2.0 IP (11x) – last, 5/7/17 vs. NYY

MOST HITS ALLOWED

4 (5x) – last, 8/18/17 vs. TOR

MOST RUNS ALLOWED

5 (2x) – last, 7/29/13 vs. MIL

MOST HOMERS ALLOWED

2 (2x) – last, 4/9/14 vs. PIT

MOST WALKS ALLOWED

3 – 8/31/09 vs. TOR

LONGEST WINNING STREAK

3 G (2x) – last, 6/2-7/5/17

LONGEST LOSING STREAK

4 G (2x) – last, 5/29-8/18/15

CONSECUTIVE SCORELESS IP

16.1 IP – 7/5-8/15/12

MAJOR LEAGUE REVIEW

2017

Pedro went 5-4 with a 2.83 ERA (19 ER/60.1 IP) in 69 games ... became the first relief pitcher in franchise history to record an ERA under 3.00 in four consecutive seasons ... stranded 27 of 40 inherited runners and retired 50 of 69 first batters faced.

- Ⓢ Tied Carl Edwards Jr. for the team lead in wins as a reliever (five) ... the five wins tied a career-high (also, 2012 with Baltimore).
- Ⓢ Limited opponents to a .206 average ... opponents' BABIP was .273, his highest mark since joining the Cubs ... opposing hitters recorded a .243 BABIP from his Cubs debut through the end of the 2016 season.
- Ⓢ Pitched 1.1-perfect innings of relief, August 11 at Arizona, to become the first pitcher in franchise history with 100-career holds.
- Ⓢ Did not allow an earned run in 16-straight games from June 26-August 7 (14.2 IP, 1 unearned run) ... limited opponents to a .122 average (6-for-49) during that span ... held his opponents scoreless in his final 13 outings, August 29-September 30 (10.2 IP).
- Ⓢ Posted a 0.79 ERA (3 ER/34.1 IP) in 41 Cubs wins compared to a 5.54 ERA (16 ER/26.0 IP) in 28 Cubs losses.
- Ⓢ Pitched nine games on zero days of rest, holding his opponent scoreless in all nine outings ... posted a 2.01 ERA (9/40.1 IP) when pitching on two or fewer days rest ... had a 6.43 ERA (10 ER/14.0 IP) when on at least three days of rest.
- Ⓢ Logged a clean 0.00 ERA in two months, July (11 G, 10.2 IP, 1 UER, 4 H, 4 BB, 9 SO) and September (12 G, 9.2 IP, 7 H, 5 BB, 11 SO).
- Ⓢ Appeared in five postseason games, allowing just one run on one hit in 5.1 innings of work ... walked three and struck out one batter.

2016

Pedro posted a sub-3.00 ERA for the third-straight season, going 2-2 with 21 holds and a 2.85 ERA (15 ER/47.1 IP) in 54 games pitched ... recorded at least one strikeout in 41 of his 54 appearances ... did not allow a run in 44 outings.

- Ⓢ Posted a 0.89 WHIP, a career-best mark and the second-best among N.L. relievers, trailing only the Dodgers' Kenley Jansen (0.67) ... also led all Cubs relievers and ranked among N.L. relievers in opponents average (4th, .163), OBP (6th, .246), slugging (8th, .271) and OPS (5th, .517).
- Ⓢ Joins Neil Ramirez in 2014 as the only Cubs pitchers in franchise history to appear in at least 50 games, while allowing fewer than 30 hits.
- Ⓢ Lefties batted just .143 (8-for-56), while righties hit at a .173 clip (19-for-110).
- Ⓢ Appeared in eight playoff games with a 3.18 ERA (2 ER/5.2 IP) and a 1.06 WHIP.
- Ⓢ Was placed on the disabled list, August 11, with a left meniscus tear suffered while fielding a groundball, August 10 vs. the Angels ... was activated, September 23, and made four outings before the end of the season, allowing one run in 3.2 innings.
- Ⓢ Went 1-1 with a 1.78 ERA (5 ER/25.1 IP) in 25 games on the road, compared to 1-1 with a 4.09 ERA (10 ER/22.0 IP) in 29 home contests ... his .120 opponent average on the road led all pitchers with at least 20 road outings.
- Ⓢ Allowed just six hits in 46 at-bats (.130 average) against the first batter he faced, the fifth-lowest average in the N.L. (min. 30 appearances).
- Ⓢ Pitched a season-high 2.0 innings, May 18 at Milwaukee ... allowed one hit and one walk, while striking out a season-high tying three batters.
- Ⓢ Made his first-career appearance at a position other than pitcher, June 28 at Cincinnati, playing 1.0 inning in left field in the Cubs 7-2, 15-inning win.
- Ⓢ Tossed 2.0 scoreless innings in three World Series appearances.

2015

Pedro posted a 2.91 ERA (22 ER/68.0 IP) in a career-high 76 relief appearances, his third-straight season with the Cubs with a sub-3.00 ERA ... also set career marks in innings pitched, strikeouts (81) and WHIP (1.00).

- Ⓢ Led all Cubs relievers in games pitched, strikeouts, opponent average (.167), holds (28) and hits per nine innings (5.16).
- Ⓢ Among National League relievers, ranked second in opponent average and hits per nine innings, tied for third in holds, tied for fifth in games pitched and ninth in strikeouts.
- Ⓢ His .167 opponent average was the best by a Cubs reliever since Carlos Marmol (.147) in 2010 ... his 28 holds were the most by a Cubs reliever since Sean Marshall posted 34 holds in 2011.
- Ⓢ Closed the season with a 0.96 ERA (1 ER/9.1 IP) in his final 10 outings beginning September 11 at Philadelphia.
- Ⓢ Registered three saves: May 23 at Arizona, June 6 at Washington and September 19 vs. St. Louis ... retired the side in order in each of those three outings.
- Ⓢ Struck out a career-high tying four batters in 1.2 innings, July 22 at Cincinnati ... allowed no hits and walked two in the Cubs 6-5 victory.
- Ⓢ Collected 10 holds and allowed no runs in a 13-outing stretch, July 19-August 14 ... struck out 17 batters in 13.0 innings in that span.
- Ⓢ Held righties to a .156 average (23-for-147) and lefties to a .186 mark (16-for-86) ... opponents had just a .227 batting average on balls in play, his lowest-career mark.
- Ⓢ Posted a 1.35 ERA (3 ER/20.0 IP) in 22 outings on one day's rest compared to a 3.63 ERA (9 ER/22.1 IP) on no days rest.
- Ⓢ Did not allow a run in 63 of his 76 appearances (82.9%).
- Ⓢ Opponents batted just .084 (11-for-131) with two strikes.
- Ⓢ Pitched in six post-season games, recording a 1.80 ERA (1 ER/5.0 IP), walking one and striking out six.

2014

Pedro posted a 1.25 ERA (6 ER/43.1 IP) in his final 45 relief outings from June 10 through season's end ... all told, went 2-4 with two saves, 21 holds and a 2.21 ERA (15 ER/61.0 IP) in 65 games for the Cubs.

- Ⓢ Limited opponents to a .187 batting average (40-for-214) ... right-handed batters hit .169 (22-for-130).
- Ⓢ Retired 49 of 65 first batters faced ... stranded 10 of 12 inherited runners.
- Ⓢ His 21 holds led the Cubs.
- Ⓢ With 71 strikeouts in 61.0 innings, averaged 10.5 strikeouts per 9.0 innings pitched ... walked 25.
- Ⓢ Posted a 1.57 ERA (5 ER/28.2 IP) in 30 road games ... had a 2.78 ERA (10 ER/32.1 IP) in 35 home games.
- Ⓢ His 1.23 ERA (4 ER/29.1 IP) in 30 outings following the All-Star break was second-lowest among N.L. relievers with at least 30 games ... Washington's Drew Storen had a 1.03 ERA.
- Ⓢ Posted a 1.95 ERA (6 ER/27.2 IP) in 30 games pitching on one day of rest.
- Ⓢ Placed on the 15-day disabled list, May 7, with a left groin strain ... activated on May 30.
- Ⓢ Struck out at least one batter in 11-straight outings, July 4-August 2 (15 strikeouts in 11.2 innings).
- Ⓢ Tossed 11.0-scoreless innings, June 10-July 4 ... walked four and struck out 12 in 12 outings during the run.
- Ⓢ Tied a career high with 2.0 scoreless innings, July 29 vs. Colorado.

2013

Pedro began the season with Baltimore and was acquired by the Cubs, July 2, in a four-player deal with Baltimore ... went 2-2 with 14 holds, one save and a 2.83 ERA (11 ER/35.0 IP) in 37 games with Chicago.

- Ⓢ Combined to go 2-5 with 17 holds, one save and a 4.55 ERA (29 ER/57.1 IP) in 66 relief appearances with Baltimore and Chicago ... walked 26 and struck out 66.
- Ⓢ Allowed just one home run in his final 42 games starting June 17 between Baltimore and Chicago, spanning 38.1 innings and 140 at-bats.
- Ⓢ His 0.94 WHIP with Chicago was sixth-lowest among N.L. relief pitchers from July 4 through the end of the season (min. 35.0 IP).
- Ⓢ Stranded all nine of his inherited runners while with Chicago ... on the season, stranded 16 of 26.
- Ⓢ Started his Cubs career by turning in 12 scoreless appearances, covering 10.2 innings, July 4-28 ... had a win and five holds, and allowed only eight baserunners in that stretch.
- Ⓢ Earned his first save as a Cub, September 21 vs. Atlanta ... struck out the side in a perfect ninth inning of work.
- Ⓢ Began the season with Baltimore, going 0-3 with a 7.25 ERA (18 ER/22.1 IP) in 29 outings.
- Ⓢ Was on the 15-day D.L. with a lower back strain, May 25-June 8.
- Ⓢ Pitched for the Dominican Republic in the World Baseball Classic, going 3-0 in six relief appearances ... did not allow a run in 6.2 innings pitched, allowing three hits, walking none and striking out seven.

2012

Made Baltimore's Opening Day roster and recorded 24 holds ... posted a 2.44 ERA (18 ER/66.1 IP) in 70 appearances.

- Ⓢ Spent the season as the team's primary eighth-inning set-up man ... set career highs with five wins, 70 games, three saves and 66.1 innings.
- Ⓢ Tallied scoreless streaks of 13 games (14.2 IP), April 24-May 22, and 17 games (16.1 IP) July 5-August 15.
- Ⓢ Posted a 1.67 ERA (7 ER/37.2 IP) in 36 games before the All-Star break and a 3.45 mark (11 ER/28.2 IP) in 34 appearances in the second half.
- Ⓢ Pitched to a 0.59 ERA (2 ER/30.1 IP) in 33 games on no or one day of rest and a 4.00 ERA (16 ER/36.0 IP) in his other 37 games.
- Ⓢ Struck out a career-high four batters, April 22 vs. the Angels.
- Ⓢ Earned first-career saves, April 24 and 25 vs. Toronto.
- Ⓢ Made two scoreless appearances in the ALDS vs. the Yankees, picking up the win in Game Four (2.0 IP).

2011

Claimed off waivers by Baltimore from Texas, September 1, going 2-0 with a 0.73 ERA (1 ER/12.1 IP) and 12 strikeouts in 12 games with the Orioles.

- Ⓢ Made his Orioles debut, September 3 at Tampa Bay.
- Ⓢ Collected first major league win, September 7 at the Yankees.
- Ⓢ Was 0-1 with a 3.72 ERA (4 ER/9.2 IP) in 11 games, April 2-May 3.

2010

Did not factor in a decision in 15 appearances for Texas, posting a 10.13 ERA (12 ER/10.2 IP) in 15 relief outings.

- Ⓢ Had five stints with Texas: May 15-16, June 1-5, July 1-10, August 14-18 and September 1-end of the season ... was not on post-season roster.

2009

After signing with Texas as a minor league free agent, he spent the majority of the season in the minors before making his Major League debut with Texas, August 28.

- Ⓢ Had his contract purchased by Texas, August 27, and allowed runs in three of his seven relief appearances the rest of the year.
- Ⓢ Made his major league debut, August 28 at Minnesota, retiring all three batters faced in the eighth inning ... fanned 2009 A.L. batting champion Joe Mauer, his first batter faced.

MINOR LEAGUE REVIEW

- Ⓢ In **2011**, he went 4-4 with 11 saves and a 3.59 ERA (19 ER/47.2 IP) in 39 games for Triple-A Round Rock.
- Ⓢ In **2010**, he went 1-2 with 13 saves and a 1.91 ERA (9 ER/42.1 IP) in 39 relief appearances for Triple-A Oklahoma City ... named a Pacific Coast League All-Star.
- Ⓢ In **2009**, he combined to go 6-6 with five saves and a 5.06 ERA (36 ER/64.0 IP) in 47 relief appearances between Double-A Frisco and Triple-A Oklahoma City ... he posted a 2.74 ERA (14 ER/46.0 IP) in final 31 outings for Frisco.
- Ⓢ In **2008**, he began the season with Double-A Tulsa, posting a 2.57 ERA (2 ER/7.0 IP) in seven outings ... was placed on the disabled list, April 22, with right elbow fracture and missed the rest of the season ... was released by Colorado, September 23.
- Ⓢ In **2007**, he went 5-2 with a 4.28 ERA (26 ER/54.2 IP) and 75 strikeouts in 48 relief appearances with Single-A Modesto ... led the club with 25 games finished and ranked second with seven saves.
- Ⓢ In **2006**, he converted to a pitcher before the season ... combined to go 3-1 with a 3.42 ERA (10 ER/26.1 IP) in 22 relief appearances between Rookie-League Casper and Single-A Asheville.
- Ⓢ In **2005**, he combined to bat .232 (56-for-241) with three home runs and 25 RBI in 66 games between Single-A Asheville and Single-A Tri-City.
- Ⓢ In **2004**, he batted .200 (38-for-190) with three home runs and 20 RBI in 55 games with Single-A Tri-City.
- Ⓢ In **2003**, he hit safely in 14 of his first 22 games with Rookie-League Casper, but batted just .111 over his final 20 contests, finishing with a .172 batting average (22-for-128).
- Ⓢ In **2002**, he made his professional debut with Colorado's DSL team after signing as a non-drafted free-agent infielder, January 25.

CAREER STATISTICS

| YEAR | TEAM | W-L | ERA | G | GS | CG | SHO | SV | IP | H | R | ER | HR | HB | BB | SO | WP | BK |
|-------------------------------|-------------------|--------------|-------------|------------|----------|----------|----------|-----------|--------------|------------|------------|------------|-----------|-----------|------------|------------|-----------|----------|
| 2006 | Casper-R | 1-0 | 2.08 | 11 | 0 | 0 | 0 | 0 | 13.0 | 9 | 3 | 3 | 1 | 1 | 2 | 22 | 3 | 1 |
| | Asheville-A | 2-1 | 4.73 | 11 | 0 | 0 | 0 | 0 | 13.1 | 10 | 7 | 7 | 3 | 0 | 5 | 13 | 0 | 0 |
| 2007 | Modesto-A | 5-2 | 4.28 | 48 | 0 | 0 | 0 | 7 | 54.2 | 43 | 28 | 26 | 4 | 3 | 29 | 75 | 11 | 0 |
| 2008 | Tulsa-AA | 0-0 | 2.57 | 7 | 0 | 0 | 0 | 3 | 7.0 | 6 | 2 | 2 | 0 | 1 | 4 | 7 | 0 | 0 |
| 2009 | Frisco-AA | 5-5 | 4.38 | 36 | 0 | 0 | 0 | 4 | 51.1 | 48 | 28 | 25 | 1 | 2 | 29 | 48 | 7 | 2 |
| | Oklahoma City-AAA | 1-1 | 7.82 | 11 | 0 | 0 | 0 | 1 | 12.2 | 13 | 11 | 11 | 2 | 1 | 4 | 13 | 2 | 0 |
| | Texas | 0-0 | 7.71 | 7 | 0 | 0 | 0 | 0 | 7.0 | 6 | 6 | 6 | 0 | 0 | 4 | 9 | 0 | 0 |
| 2010 | Oklahoma City-AAA | 1-2 | 1.91 | 39 | 0 | 0 | 0 | 13 | 42.1 | 32 | 12 | 9 | 1 | 0 | 14 | 57 | 4 | 2 |
| | Texas | 0-0 | 10.13 | 15 | 0 | 0 | 0 | 0 | 10.2 | 17 | 12 | 12 | 2 | 1 | 11 | 11 | 5 | 1 |
| 2011 | Texas | 0-1 | 3.72 | 11 | 0 | 0 | 0 | 0 | 9.2 | 7 | 4 | 4 | 0 | 1 | 7 | 9 | 2 | 2 |
| | Round Rock-AAA | 4-4 | 3.59 | 39 | 0 | 0 | 0 | 11 | 47.2 | 53 | 21 | 19 | 2 | 1 | 24 | 55 | 5 | 0 |
| 2012 | Baltimore | 2-0 | 0.73 | 12 | 0 | 0 | 0 | 0 | 12.1 | 8 | 1 | 1 | 0 | 0 | 3 | 12 | 0 | 0 |
| | Baltimore | 5-2 | 2.44 | 70 | 0 | 0 | 0 | 3 | 66.1 | 52 | 18 | 18 | 2 | 4 | 37 | 58 | 5 | 0 |
| 2013 | Baltimore | 0-3 | 7.25 | 29 | 0 | 0 | 0 | 0 | 22.1 | 23 | 19 | 18 | 4 | 2 | 15 | 24 | 5 | 1 |
| | CUBS | 2-2 | 2.83 | 37 | 0 | 0 | 0 | 1 | 35.0 | 22 | 11 | 11 | 1 | 4 | 11 | 42 | 3 | 0 |
| 2014 | CUBS | 2-4 | 2.21 | 65 | 0 | 0 | 0 | 2 | 61.0 | 40 | 19 | 15 | 2 | 4 | 25 | 71 | 6 | 1 |
| | CUBS | 2-6 | 2.91 | 76 | 0 | 0 | 0 | 3 | 68.0 | 39 | 24 | 22 | 5 | 4 | 29 | 81 | 6 | 0 |
| 2016 | CUBS | 2-2 | 2.85 | 54 | 0 | 0 | 0 | 0 | 47.1 | 27 | 16 | 15 | 4 | 4 | 15 | 60 | 7 | 0 |
| 2017 | CUBS | 5-4 | 2.83 | 69 | 0 | 0 | 0 | 0 | 60.1 | 45 | 22 | 19 | 4 | 3 | 26 | 65 | 7 | 1 |
| MAJOR LEAGUE TOTALS | | 20-24 | 3.17 | 445 | 0 | 0 | 0 | 9 | 400.0 | 286 | 152 | 141 | 24 | 27 | 183 | 442 | 46 | 6 |
| AMERICAN LEAGUE TOTALS | | 7-6 | 4.14 | 144 | 0 | 0 | 0 | 3 | 128.1 | 113 | 60 | 59 | 8 | 8 | 77 | 123 | 17 | 4 |
| NATIONAL LEAGUE TOTALS | | 13-18 | 2.72 | 301 | 0 | 0 | 0 | 6 | 271.2 | 173 | 92 | 82 | 16 | 19 | 106 | 319 | 29 | 2 |
| MINOR LEAGUE TOTALS | | 19-15 | 3.79 | 202 | 0 | 0 | 0 | 39 | 242.0 | 214 | 112 | 102 | 14 | 9 | 111 | 290 | 32 | 5 |

SV/OPP: 2017 - 0/4 ... Career - 9/35 ... HOLDS: 2017 - 21 ... Career - 137 ... IR/IRS: 2017 - 40/13 ... Career - 170/60

| YEAR | AVG | AB | R | H | 2B | 3B | HR | RBI | SH | SF | HP | BB | SO | SB | CS | PCT | G | PO | A | E | TC | DP |
|--------------------|-------------|----------|----------|----------|----------|----------|----------|----------|----------|----------|----------|----------|----------|----------|----------|-------------|------------|-----------|-----------|----------|-----------|----------|
| 2017 | .000 | 1 | 0 | 0 | 0 | 0 | 0 | 0 | 0 | 0 | 0 | 0 | 0 | 0 | 0 | .909 | 69 | 11 | 9 | 2 | 22 | 2 |
| M.L. TOTALS | .000 | 2 | 0 | 0 | 0 | 0 | 0 | 0 | 0 | 0 | 0 | 0 | 0 | 0 | 0 | .961 | 445 | 30 | 44 | 3 | 77 | 4 |

APPEARANCES IN LEFT FIELD: 1 - 6/28/16 @ CIN (0 TC)

DIVISION SERIES STATISTICS

| YEAR | TEAM/OPP | W-L | ERA | G | GS | CG | SHO | SV | IP | H | R | ER | HR | HB | BB | SO | WP | BK |
|-------------------------------|-------------|------------|-------------|----------|----------|----------|----------|----------|------------|----------|----------|----------|----------|----------|----------|----------|----------|----------|
| 2012 | BAL vs. NYY | 1-0 | 0.00 | 2 | 0 | 0 | 0 | 0 | 2.1 | 1 | 0 | 0 | 0 | 0 | 1 | 2 | 0 | 0 |
| 2015 | CHI vs. STL | 0-0 | 3.38 | 3 | 0 | 0 | 0 | 0 | 2.2 | 1 | 1 | 1 | 1 | 0 | 0 | 4 | 0 | 0 |
| 2016 | CHI vs. SF | 0-0 | 0.00 | 1 | 0 | 0 | 0 | 0 | 0.2 | 0 | 0 | 0 | 0 | 0 | 0 | 0 | 0 | 0 |
| 2017 | CHI vs. WSH | 0-0 | 2.70 | 3 | 0 | 0 | 0 | 0 | 3.1 | 1 | 1 | 1 | 0 | 1 | 1 | 1 | 0 | 0 |
| DIVISION SERIES TOTALS | | 1-0 | 2.00 | 9 | 0 | 0 | 0 | 0 | 9.0 | 3 | 2 | 2 | 1 | 1 | 2 | 7 | 0 | 0 |

LEAGUE CHAMPIONSHIP SERIES STATISTICS

| YEAR | TEAM/OPP | W-L | ERA | G | GS | CG | SHO | SV | IP | H | R | ER | HR | HB | BB | SO | WP | BK |
|-------------------|-------------|------------|-------------|----------|----------|----------|----------|----------|------------|----------|----------|----------|----------|----------|----------|----------|----------|----------|
| 2015 | CHI vs. NYM | 0-0 | 0.00 | 3 | 0 | 0 | 0 | 0 | 2.1 | 1 | 0 | 0 | 0 | 1 | 1 | 2 | 0 | 0 |
| 2016 | CHI vs. LAD | 0-0 | 6.00 | 4 | 0 | 0 | 0 | 0 | 3.0 | 3 | 2 | 2 | 0 | 2 | 1 | 1 | 0 | 0 |
| 2017 | CHI vs. LAD | 0-0 | 0.00 | 2 | 0 | 0 | 0 | 0 | 2.0 | 0 | 0 | 0 | 0 | 0 | 2 | 0 | 0 | 0 |
| LCS TOTALS | | 0-0 | 2.45 | 9 | 0 | 0 | 0 | 0 | 7.1 | 4 | 2 | 2 | 0 | 3 | 4 | 3 | 0 | 0 |

WORLD SERIES STATISTICS

| YEAR | TEAM/OPP | W-L | ERA | G | GS | CG | SHO | SV | IP | H | R | ER | HR | HB | BB | SO | WP | BK |
|------|-------------|-----|------|---|----|----|-----|----|-----|---|---|----|----|----|----|----|----|----|
| 2016 | CHI vs. CLE | 0-0 | 0.00 | 3 | 0 | 0 | 0 | 0 | 2.0 | 1 | 0 | 0 | 0 | 0 | 1 | 2 | 1 | 0 |

WORLD BASEBALL CLASSIC STATISTICS

| YEAR | TEAM | W-L | ERA | G | GS | CG | SHO | SV | IP | H | R | ER | HR | HB | BB | SO | WP | BK |
|------|--------------------|-----|------|---|----|----|-----|----|-----|---|---|----|----|----|----|----|----|----|
| 2013 | DOMINICAN REPUBLIC | 3-0 | 0.00 | 6 | 0 | 0 | 0 | 0 | 6.2 | 3 | 0 | 0 | 0 | 0 | 7 | 0 | 0 | |

CAREER TRANSACTIONS

- 2002:** Signed as a non-drafted free agent by Colorado 1/25 (scouts: Rolando Fernandez and Felix Feliz)
- 2008:** Granted unconditional release 9/23
- 2008:** Signed by Texas as a minor league free agent 9/25
- 2011:** Claimed off waivers by Baltimore 9/1, completing earlier trade for LHP Mike Gonzalez
- 2013:** On disabled list 5/24-6/8 ... lower back strain
- 2013:** Acquired by Cubs from Baltimore 7/2 with RHP Jake Arrieta and two international signing bonus slots (slot number three and four) for RHP Scott Feldman and C Steve Clevenger
- 2014:** On disabled list 5/7-30 ... left groin strain
- 2016:** On disabled list 8/11-9/23 ... left meniscus tear
- 2017:** Agreed to a 2018 contract extension with a club option for 2019 on 2/24

1 JEN-HO TSENG RHP

BATS: LEFT THROWS: RIGHT HEIGHT: 6'1" WEIGHT: 210 MLS: 0+19



FULL NAME: Jen-Ho Tseng
OPENING DAY AGE: 23
CONTRACT STATUS: Signed thru 2018
SIGNED BY: Steve Wilson & Paul Weaver
HOW ACQUIRED: Signed as a non-drafted free agent 7/25/13

BORN: 10/3/94 in Taipei, Taiwan
RESIDES: Kaoshiung, Taiwan
FAMILY: Single



FACTS AND INFORMATION

Jen-Ho made his major league debut in 2017 and was named the Cubs Minor League Pitcher of the Year for the second time (also 2014) since he was signed in July of 2013 ... is 32-20 with a complete game and a 3.17 ERA (170 ER/482.2 IP) in 87 minor league games, all but two as a starter.

- Ⓢ Ranked as the ninth-best prospect in the Cubs organization entering 2018 by *Baseball America*.
- Ⓢ Pitched in two September games with the Cubs last season, including his major league debut when he started against the Mets at Wrigley Field on September 14 (ND in 14-6 win).
 - Became the first player born in Taiwan to ever appear for the Cubs.
 - At 22 years and 346 days old, became the youngest Cub to make his major league debut as a starting pitcher since Sergio Mitre (22, 156) did so, July 22, 2003.
- Ⓢ Named Cubs Minor League Pitcher of the Year in 2017 after going 13-4 with a 2.54 ERA (41 ER/145.1 IP) in 24 starts between Double-A Tennessee and Triple-A Iowa.
- Ⓢ In his first pro season in 2014, was 6-1 with a 2.40 ERA (28 ER/105.0 IP) in 19 games (17 starts) with Single-A Kane County to earn Cubs Minor League Pitcher of the Year honors.
- Ⓢ **SCHOOL INFO? XXXX**

CAREER HIGHS

MOST STRIKEOUTS
6 – 9/14/17 vs. NYM

LONGEST RELIEF APPEARANCE
3.0 IP – 9/28/17 @ STL

MOST HITS ALLOWED
5 – 9/14/17 vs. NYM

MOST RUNS ALLOWED
5 – 9/14/17 vs. NYM

MOST HOMERS ALLOWED
2 – 9/14/17 vs. NYM

CONSECUTIVE SCORELESS IP
3.0 IP – 9/28/17

YEAR-BY-YEAR REVIEW

2017

Named the Cubs Minor League Pitcher of the Year for the second time in his career and made his major league debut with two September appearances for Chicago ... between Double-A Tennessee and Triple-A Iowa, was 13-4 with a 2.54 ERA (41 ER/145.1 IP) in 24 starts ... named a Southern League mid-season All-Star.

- Ⓢ Made his major league debut in a start vs. the Mets, September 14, to become the first player from Taiwan to play for the Cubs ... allowed five runs in 3.0 innings, but did not garner a decision in the 14-6 win.
- Ⓢ Earned his first career win with 3.0 shutout innings out of the bullpen, September 28 at St. Louis in a 2-1, 11-inning win.
- Ⓢ In his 24 minor league outings, walked just 38 and struck out 122, good for an average of 7.6 strikeouts per 9.0 innings.
- Ⓢ Began the season with Tennessee, and was 7-3 with a 2.99 ERA (30 ER/90.1 IP), fanning 83 batters and walking 24.
- Ⓢ Promoted to Iowa in early July and went on to go 6-1 with a 1.80 ERA (11 ER/55.0 IP) in nine starts.
- Ⓢ Named the Cubs Minor League Pitcher of the Month for July, combining to go 4-1 with a 2.25 ERA (8 ER/32.0 IP) between Tennessee and Iowa.
- Ⓢ Earned Pacific Coast League Pitcher of the Week honors for July 17-23 after consecutive 7.0-inning starts (1 ER/14.0 IP).

2016

Made 22 starts for Double-A Tennessee, going 6-8 with a 4.29 ERA (54 ER/113.1 IP) ... walked 32 and struck out 69.

- Ⓢ Went 6.0 or more innings in nine of his final 16 outings.
- Ⓢ Pitched to a 1.91 ERA (9 ER/42.1 IP) and was 5-1 in eight starts from April 26-July 4 ... walked 10 and struck out 24 in that stretch.
 - That stretch included a June in which he went 3-1 with a 1.29 ERA (4 ER/28.0 IP).

2015

Was 7-7 with a 3.55 ERA (47 ER/119.0 IP) in 22 starts for Single-A Myrtle Beach ... walked two or fewer in 17 of 22 outings, and ended the campaign with 30 walks compared to 87 strikeouts.

- Ⓢ Surrendered just two home runs in his final 73.0 innings covering 12 starts beginning on June 20.
- Ⓢ Went 3-1 with a 1.41 ERA (5 ER/32.0 IP) in five July starts.

2014

Named the Cubs Minor League Pitcher of the Year after going 6-1 with a complete game and a 2.40 ERA (28 ER/105.0 IP) in 19 games, 17 starts, for Single-A Kane County ... helped the squad to a minor league-best 91 regular season wins and the Midwest League title.

- Ⓢ Allowed three or fewer earned runs in 16 of his 17 starts and surrendered two or fewer walks in 15 starts.
- Ⓢ Held opponents to a .204 batting average and a .549 OPS while allowing just 15 free passes and striking out 85.

CAREER STATISTICS

| YEAR | TEAM | W-L | ERA | G | GS | CG | SHO | SV | IP | H | R | ER | HR | HB | BB | SO | WP | BK |
|----------------------------|----------------|--------------|-------------|-----------|-----------|----------|----------|----------|--------------|------------|------------|------------|-----------|-----------|------------|------------|-----------|----------|
| 2014 | Kane County-A | 6-1 | 2.40 | 19 | 17 | 1 | 0 | 0 | 105.0 | 76 | 29 | 28 | 7 | 4 | 15 | 85 | 2 | 1 |
| 2015 | Myrtle Beach-A | 7-7 | 3.55 | 22 | 22 | 0 | 0 | 0 | 119.0 | 115 | 48 | 47 | 5 | 8 | 30 | 87 | 4 | 0 |
| 2016 | Tennessee-AA | 6-8 | 4.29 | 22 | 22 | 0 | 0 | 0 | 113.1 | 138 | 67 | 54 | 12 | 4 | 32 | 69 | 4 | 1 |
| 2017 | Tennessee-AA | 7-3 | 2.99 | 15 | 15 | 0 | 0 | 0 | 90.1 | 79 | 38 | 30 | 7 | 6 | 24 | 83 | 5 | 1 |
| | Iowa-AAA | 6-1 | 1.80 | 9 | 9 | 0 | 0 | 0 | 55.0 | 48 | 15 | 11 | 5 | 0 | 14 | 39 | 1 | 0 |
| | CUBS | 1-0 | 7.50 | 2 | 1 | 0 | 0 | 0 | 6.0 | 5 | 5 | 5 | 2 | 1 | 2 | 8 | 0 | 0 |
| MINOR LEAGUE TOTALS | | 32-20 | 3.17 | 87 | 85 | 1 | 0 | 0 | 482.2 | 456 | 197 | 170 | 36 | 22 | 115 | 363 | 16 | 3 |

| YEAR | AVG | AB | R | H | 2B | 3B | HR | RBI | SH | SF | HP | BB | SO | SB | CS | PCT | G | PO | A | E | TC | DP |
|-------------|------|----|---|---|----|----|----|-----|----|----|----|----|----|----|----|------|---|----|---|---|----|----|
| 2017/Career | .000 | 1 | 0 | 0 | 0 | 0 | 0 | 1 | 0 | 0 | 0 | 0 | 0 | 0 | 0 | .000 | 2 | 0 | 0 | 1 | 1 | 0 |

CAREER TRANSACTIONS

2013: Signed by Cubs as a non-drafted free agent 7/25 (scouts: Steve Wilson & Paul Weaver)

FRESHMAN CLASS

The Baseball Writers' Association of America considers a player a rookie unless during the previous season or seasons he has (1) exceeded 130 at-bats or 50.0 innings pitched in the major leagues, or (2) accumulated more than 45 days on the active roster of a Major League club during the 25-man limit that is in effect from Opening Day through August 31.



74 DUANE UNDERWOOD JR. RHP

BATS: RIGHT THROWS: RIGHT HEIGHT: 6'2" WEIGHT: 210 MLS: 0



FULL NAME: Duane Lee Underwood Jr. BORN: 7/20/94 in Raleigh, NC
 OPENING DAY AGE: 23, turns 24 on July 20 RESIDES: St. Petersburg, FL
 CONTRACT STATUS: Signed thru 2018
 SIGNED BY: Keith Lockhart
 HOW ACQUIRED: Selected by Cubs in second round of 2012 draft



FACTS AND INFORMATION

The Cubs second round pick in the 2012 Draft, Duane was selected to the Cubs 40-man roster in November of 2016 ... has gone 28-25 with a 3.72 ERA (187 ER/453.0 IP) in 100 games (95 starts) over six seasons, reaching Double-A Tennessee each of the last two seasons.

- Ⓢ Ranked as the organization's fourth-best prospect by *Baseball America* entering the 2016 season ... was the 10th-best prospect entering 2015.
- Ⓢ Ranked No. 78 in MLB.com's Top-100 prospects list heading into the 2016 campaign.
- Ⓢ Earned mid-season All-Star honors from the Carolina League in 2015, his first All-Star selection.
- Ⓢ Graduated from Pope High School in Marietta, Ga. ... was committed to the University of Georgia prior to signing with the Cubs.

YEAR-BY-YEAR REVIEW

2017

Set career marks with 13 wins, 98 strikeouts and 138.0 innings with Double-A Tennessee ... his 13 victories tied for the Southern League lead.

- Ⓢ All told, was 13-7 with a 4.43 ERA (68 ER/138.0 IP) in 25 starts.
- Ⓢ Walked three or fewer in 22 of 25 outings ... issued just three walks in 31.0 innings spanning five starts, July 17-August 11, while he pitched to a 1.74 ERA (6 ER/31.0 IP) and recorded a .506 opponent OPS in those outings.

2016

Opened the year with Double-A Tennessee before a right forearm strain landed him on the D.L., July 6 ... reinstated, August 16 ... with Tennessee, posted a 4.91 ERA (32 ER/58.2 IP) in 13 starts ... also saw time with Rookie League Mesa, Single-A South Bend and Single-A Myrtle Beach following the injury.

- Ⓢ Overall, went a combined 0-6 with a 4.32 ERA (35 ER/73.0 IP) in his 18 starts ... struck out 62 and walked 35.
- Ⓢ Placed on the seven-day disabled list July 6 with a right forearm strain ... activated August 16 after a rehab stint with Mesa.

2015

Duane spent nearly the entire season with Single-A Myrtle Beach, his first season at the high-A level ... went 6-3 with a 2.58 ERA (21 ER/73.1 IP) in 14 starts, earning him his first mid-season All-Star selection ... was on the D.L. with a right elbow strain, June 27-August 28.

- Ⓢ Returned to make two regular season starts with Myrtle Beach after the injury, allowing two earned runs in 9.0 innings.
- Ⓢ Posted a 1.85 ERA (13 ER/63.1 IP) over 11 starts in the first half, picking up six wins ... held a five-game winning streak from April 9 to May 22.
- Ⓢ Helped bring home the Mills Cup Championship, tossing 6.0 frames while allowing just one run and fanning a season-high seven batters in the clincher.

2014

Duane went 6-4 with a 2.50 ERA (28 ER/100.2 IP) in 22 games (21 starts) with Single-A Kane County ... allowed two or fewer earned runs in 20 of his 21 starts ... had a 2.21 ERA (24 ER/97.2 IP) in 21 starts ... allowed four runs in 3.0 innings in his only relief outing.

- Ⓢ Earned Midwest League Pitcher of the Week honors for the week of June 30-July 6 ... tossed 6.0-scoreless frames July 5 at Clinton.

2013

Spent the entire season with Single-A Boise, going 3-4 with a 4.97 ERA (30 ER/54.1 IP) in 14 games (11 starts).

- Ⓢ Posted a 2.95 ERA (6 ER/18.1 IP) in five games (four starts) in August after recording a 6.00 ERA (24 ER/36.0 IP) in the first two months.

2012

Made his professional debut with Mesa, making five starts ... went 0-1 with a 5.19 ERA (5 ER/8.2 IP).

CAREER STATISTICS

| YEAR | TEAM | W-L | ERA | G | GS | CG | SHO | SV | IP | H | R | ER | HR | HB | BB | SO | WP | BK |
|----------------------------|----------------|--------------|-------------|------------|-----------|----------|----------|----------|--------------|------------|------------|------------|-----------|-----------|------------|------------|-----------|----------|
| 2012 | Mesa-R | 0-1 | 5.19 | 5 | 5 | 0 | 0 | 0 | 8.2 | 7 | 6 | 5 | 1 | 1 | 6 | 7 | 2 | 0 |
| 2013 | Boise-A | 3-4 | 4.97 | 14 | 11 | 0 | 0 | 0 | 54.1 | 62 | 44 | 30 | 4 | 6 | 27 | 36 | 8 | 0 |
| 2014 | Kane County-A | 6-4 | 2.50 | 22 | 21 | 0 | 0 | 0 | 100.2 | 85 | 37 | 28 | 10 | 8 | 36 | 84 | 9 | 1 |
| 2015 | Myrtle Beach-A | 6-3 | 2.58 | 14 | 14 | 0 | 0 | 0 | 73.1 | 52 | 26 | 21 | 6 | 4 | 24 | 48 | 4 | 0 |
| | Mesa-R | 0-0 | 0.00 | 2 | 2 | 0 | 0 | 0 | 5.0 | 3 | 0 | 0 | 0 | 0 | 0 | 6 | 1 | 0 |
| 2016 | Tennessee-AA | 0-5 | 4.91 | 13 | 13 | 1 | 0 | 0 | 58.2 | 66 | 34 | 32 | 7 | 4 | 31 | 46 | 5 | 0 |
| | Mesa-R | 0-0 | 0.00 | 1 | 1 | 0 | 0 | 0 | 1.0 | 1 | 0 | 0 | 0 | 0 | 0 | 2 | 0 | 0 |
| | South Bend-A | 0-1 | 2.08 | 3 | 3 | 0 | 0 | 0 | 8.2 | 5 | 2 | 2 | 0 | 0 | 4 | 12 | 0 | 0 |
| | Myrtle Beach-A | 0-0 | 1.93 | 1 | 1 | 0 | 0 | 0 | 4.2 | 3 | 1 | 1 | 0 | 1 | 0 | 2 | 0 | 0 |
| 2017 | Tennessee-AA | +13-7 | 4.43 | 25 | 24 | 0 | 0 | 0 | 138.0 | 130 | 75 | 68 | 13 | 9 | 50 | 98 | 11 | 1 |
| MINOR LEAGUE TOTALS | | 28-25 | 3.72 | 100 | 95 | 1 | 0 | 0 | 453.0 | 414 | 225 | 187 | 41 | 33 | 178 | 341 | 40 | 2 |

+Tied For League Lead

CAREER TRANSACTIONS

2012: Selected by Cubs in second round of draft (scout: Keith Lockhart)

86 JASON VOSLER INF

BATS: LEFT THROWS: RIGHT HEIGHT: 6'2" WEIGHT: 205 MLS: 0



FULL NAME: Jason Glenn Vosler
 OPENING DAY AGE: 24, turns 25 on September 6
 CONTRACT STATUS: Signed thru 2018
 SIGNED BY: Matt Sherman
 HOW ACQUIRED: Selected in 16th round of 2014 draft

BORN: 9/6/93 in West Nyack, NY
 RESIDES: West Nyack, NY
NON-ROSTER INVITEE



FACTS AND INFORMATION

Jason is a non-roster invitee to major league Spring Training for the first time ... in four pro seasons, he has batted .246 (333-for-1,354) with 69 doubles, nine triples and 35 homers in 385 games ... has reached the Double-A level in each of the past two seasons, including all of last season.

- Ⓢ Named a mid-season and post-season All-Star in the Southern League in 2017 ... also named a MILB.com Organization All-Star.
- Ⓢ Selected by the Cubs in the 16th round of the 2014 draft out of Northeastern University ... started 161 games in three seasons at Northeastern, batting .307 with 197 hits and 113 RBI ... batted .322 in 2014 to lead Northeastern to a second-straight appearance in the CAA playoffs.
- Ⓢ Graduated from Don Bosco Preparatory High School in Ramsey, N.J.

YEAR-BY-YEAR REVIEW

2017

In his first full season at the Double-A level, Jason was named a mid-season and post-season All-Star in the Southern League ... he batted .241 (109-for-452) with a team-high 21 homers and 81 RBI ... drew a career-high 53 walks, contributing to a .343 OBP.

- Ⓢ Had three multi-homer games, including a three-homer effort on April 26 at Chattanooga.
- Ⓢ Earned a Player of the Week Award after hitting .381 (8-for-21) with a double, three homers, eight RBI, six runs scored and seven walks from June 12-18.

2016

Spent the majority of the season with Single-A Myrtle Beach before earning his first promotion to Double-A Tennessee in early August ... batted a combined .254 (108-for-426) with 32 doubles, two triples, three homers and 51 RBI in 119 games.

- Ⓢ Spent the first 93 games with Myrtle Beach, batting .254 (85-for-334) with 25 doubles, tied for third-most on the squad ... added two triples, two homers and 39 RBI, while drawing 33 walks.
- Ⓢ Named Carolina League Player of the Week for May 9-15 after batting .391 with three doubles, one triple, one homer and three RBI.
- Ⓢ On the disabled list from July 22-August 6 with a left shoulder injury.
- Ⓢ Was promoted to Tennessee, August 6 ... batted .250 (23-for-92) with seven doubles, one homer and 12 RBI in 26 games to finish the season.

2015

Appeared in 107 games in his first full professional season, splitting the campaign between Single-A South Bend and Single-A Myrtle Beach ... batted .235 (60-for-255) with 17 extra-base hits in 69 games with South Bend ... was promoted to Myrtle Beach, July 21, and hit .244 (31-for-127) with seven doubles and six homers in 38 games.

2014

Made his pro debut with Single-A Boise ... batted .266 (25-for-94) with a double, three triples and one homer in 30 games.

CAREER STATISTICS

| YEAR | TEAM | AVG | G | AB | R | H | 2B | 3B | HR | RBI | SH | SF | HP | BB | SO | SB-CS | E | OBP | SLG |
|----------------------------|----------------|-------------|------------|-------------|------------|------------|-----------|----------|-----------|------------|----------|-----------|-----------|------------|------------|------------|-----------|-------------|-------------|
| 2014 | Boise-A | .266 | 30 | 94 | 13 | 25 | 1 | 3 | 1 | 11 | 1 | 0 | 2 | 12 | 16 | 0-2 | 7 | .361 | .372 |
| 2015 | South Bend-A | .235 | 69 | 255 | 26 | 60 | 11 | 2 | 4 | 20 | 2 | 1 | 3 | 15 | 34 | 3-4 | 10 | .285 | .341 |
| | Myrtle Beach-A | .244 | 38 | 127 | 19 | 31 | 7 | 0 | 6 | 20 | 0 | 0 | 4 | 26 | 27 | 0-0 | 5 | .389 | .441 |
| 2016 | Myrtle Beach-A | .254 | 93 | 334 | 32 | 85 | 25 | 2 | 2 | 39 | 0 | 6 | 5 | 33 | 52 | 1-2 | 16 | .325 | .359 |
| | Tennessee-AA | .250 | 26 | 92 | 11 | 23 | 7 | 0 | 1 | 12 | 0 | 3 | 1 | 9 | 26 | 0-0 | 2 | .314 | .359 |
| 2017 | Tennessee-AA | .241 | 129 | 452 | 70 | 109 | 18 | 2 | 21 | 81 | 0 | 6 | 20 | 53 | 120 | 1-1 | 7 | .343 | .429 |
| MINOR LEAGUE TOTALS | | .246 | 385 | 1354 | 171 | 333 | 69 | 9 | 35 | 183 | 3 | 16 | 35 | 148 | 275 | 5-9 | 47 | .332 | .388 |

CAREER TRANSACTIONS

2014: Selected by Cubs in the 16th round of draft (scout: Matt Sherman)

37 JUSTIN WILSON LHP

BATS: LEFT THROWS: LEFT HEIGHT: 6'2" WEIGHT: 215 MLS: 5+35



FULL NAME: Justin James Wilson
OPENING DAY AGE: 30, turns 31 on August 18
CONTRACT STATUS: Signed thru 2018
SIGNED BY: Pittsburgh
HOW ACQUIRED: From Detroit with C Alex Avila
7/31/17 for INF Jeimer Candelario, INF Issac Paredes & a PTBNL or cash

BORN: 8/18/87 in Anaheim, CA
RESIDES: Ft. Worth, TX
FAMILY: Married — Amanda ...
Child — Etta & Nash



FACTS AND INFORMATION

Justin is in his seventh major league season, and first full season with the Cubs ... was acquired from the Tigers, July 31, 2017, along with C Alex Avila for INF Jeimer Candelario, INF Isaac Paredes and a player to be named or cash consideration ... has pitched exclusively out of the bullpen his entire career.

- Has gone 22-14 with 93 holds, 14 saves and a 3.30 ERA (116 ER/316.0 IP) in 341 relief appearances covering six seasons with Pittsburgh (2012-14), the New York Yankees (2015), Detroit (2016-17) and the Cubs.
- His 275 appearances since the start of 2014 are third-most among left-handed pitchers.
- Made his debut with Pittsburgh in 2012, posting a 1.93 ERA (1 ER/4.2 IP) in eight outings ... spent three seasons with Pittsburgh before being traded to the Yankees after the 2014 season ... spent one season in New York before being traded to Detroit.
- Was selected by the Pirates in the fifth round of the 2008 Draft out of California State University, Fresno ... at Fresno he earned the win in the deciding game of the 2008 College World Series.

MAJOR LEAGUE REVIEW

2017

Began the season with the Tigers before being traded to the Cubs at the trade deadline ... after posting a 2.68 ERA (12 ER/40.1 IP) in 42 games with Detroit, he pitched to a 5.09 ERA (10 ER/17.2 IP) in 23 games with Chicago.

- Stuck out a career-best 80 batters in 58.0 innings between Detroit and Chicago ... limited batters to a .190 average (40-for-211), including a .170 mark (25-for-147) by righties ... however, he walked a career-high 35 batters, contributing to a .306 opponent OBP.
- Walked 19 batters in 17.2 innings with the Cubs ... did not walk a batter in 11 outings with the Cubs, posting a 1.74 ERA (2 ER/10.1 IP) in those games.
- Struck out the only batter he faced, September 15 vs. Cardinals ... entered with two on and two outs in the fifth inning following the ejections of John Lackey and Willson Contreras and helped the deficit remain at 2-1 ... the Cubs rallied for an 8-2 win.
- Did not allow a run in six-straight outings, August 20-31.
- Made his Cubs debut, August 2 vs. Arizona, allowing one run in 1.0 inning.
- Appeared in one postseason game with the Cubs, retiring both batters faced in NLDS Game Four vs. the Nationals.
- Went 3-4 with 13 saves and a 2.68 ERA (12 ER/40.1 IP) in 42 relief appearances for the Tigers ... held opponents to a 0.94 WHIP while limiting foes to a .157 batting average, including a .220 mark by lefties and a .131 mark by righties.
- Named Tigers Pitcher of the Month for April after going 1-1 with one save and a 1.69 ERA (2 ER/10.2 IP) in 12 outings.

2016

Completed his first season with the Tigers, appearing in 66 games and posting a 4-5 record with one save, a 4.14 ERA (27 ER/58.2 IP) and 65 strikeouts

- Ranked tied for seventh in the American League with 25 holds.
- Started the season by not allowing a run in his first 12 appearances from April 5-May 1, a stretch that spanned 11.0 innings ... his 12 consecutive scoreless appearances to start a season were the most in his career ... dating back to September 30, 2015, Wilson had not allowed a run in 14 straight appearances, tied for the longest streak of his career as he also had a streak of 14 straight scoreless appearances from May 26-June 27, 2015.
- Earned his first win of the season on May 23 vs. Philadelphia.
- Pitched in 10 games during June and had a 1-0 record with a 1.93 ERA (2 ER/9.1 IP) and nine strikeouts.
- Picked up the first save of his major league career on July 27 at Boston, throwing a scoreless inning with one strikeout.
- Posted a 2-2 record with a 3.51 ERA (13 ER/33.1 IP) and 42 strikeouts in 37 games prior to the All-Star break, while he was 2-3 with one save, a 4.97 ERA (14 ER/25.1 IP) and 23 strikeouts following the All-Star break.

2015

Established a career high with 74 appearances in 2015 with the New York Yankees.

- Finished the season tied for second in the American League with 74 appearances.
- Allowed just seven of his 44 inherited runners (15.9%) to score, which ranked second in the American League and fifth in the majors -- retired 54-of-74 (73.0%) first batters faced.
- Recorded 10 straight scoreless appearances from April 17-May 7, a stretch that spanned 6.2 innings.
- Had a career-long 13.1 inning scoreless stretch from May 26-June 27.
- Appeared in 12 games during July and went 1-0 with a 1.80 ERA (2 ER/10.0 IP) and 13 strikeouts.

2014

Pitched in 70 games as a member of the Pittsburgh Pirates ... posted a 3-4 record with a 4.20 ERA (28 ER/60.0 IP) and 61 strikeouts.

- Allowed six of his 27 inherited runners to score, while he retired 50-of-70 first batters faced.
- Allowed three earned runs or less 25 times, tied for the seventh-most among AL starters ... tied for fourth in the AL with 12 no decisions.
- Allowed his first home run of the season to St. Louis' Matt Adams on July 7, snapping a homerless stretch of 52.2 innings (56 games) dating back to July 27, 2013.
- Over his final 21 appearances, posted a 2.04 ERA (4 ER/17.2 IP) with 11 hits allowed, five walks and 17 strikeouts.
- Appeared in 40 games before the All-Star break and had a 3-1 record with a 4.89 ERA (19 ER/35.0 IP) and 37 strikeouts, while he went 0-3 with a 3.24 ERA (9 ER/25.0 IP) and 24 strikeouts in 30 outings after the All-Star break.
- Limited opponents to a .183 (13-for-71) batting average with runners in scoring position.

CAREER HIGHS

MOST STRIKEOUTS

4 (3x) — last, 9/19/15 @ NYM

LONGEST RELIEF APPEARANCE

3.1 IP — 4/15/13 vs. STL

MOST HITS ALLOWED

4 (6x) — last, 5/27/17 @ CWS

MOST RUNS ALLOWED

4 — 6/7/14 vs. MIL

MOST WALKS ALLOWED

3 (3x) — last, 9/17/16 @ CLE

LONGEST WINNING STREAK

5 G (2x) — last, 4/27-9/7/15

LONGEST LOSING STREAK

3 G (2x) — last, 7/7-8/10/16

CONSECUTIVE SCORELESS IP

13.1 IP — 5/26-6/27/15

2013

Made an Opening Day roster at the major league level for the first time in his career as he spent the entire season with the Pirates.

- Ⓢ Pitched in 58 games and had a 6-1 record with a 2.08 ERA (17 ER/73.2 IP) and 59 strikeouts -- his 2.08 ERA was the second-lowest ERA among Pittsburgh rookie relievers since 1969, second only to Scott Sauerbeck's 2.00 ERA in 1999.
- Ⓢ Led N.L. rookie relief pitchers in ERA and wins, while he ranked fourth among all NL left-handed relievers in ERA and sixth in strikeouts.
- Ⓢ Threw a career-high 3.1 innings on April 15 vs. St. Louis, allowing two runs on one hit with two walks and one strikeout.
- Ⓢ Earned the first win of his major league career on April 21 vs. Atlanta, throwing 1.1 scoreless innings with one strikeout.
- Ⓢ In his first 22 appearances of the season from April 1-June 2, posted a 5-0 record with a 1.29 ERA (5 ER/35.0 IP) and 34 strikeouts.
- Ⓢ Allowed a run in only four of his final 29 regular season outings, beginning on June 30 -- finished the stretch with a 1-0 record, a 1.84 ERA (6 ER/29.1 IP) and 20 strikeouts.
- Ⓢ Pitched in two games in the NLDS vs. St. Louis, posting a 3.38 ERA (1 ER/2.2 IP) -- retired each of the six batters he faced in Game 4 at PNC Park.

2012

Spent most of the season with Triple-A Indianapolis, but made his major league debut with the Pirates ... appeared in eight games for Pittsburgh and compiled a 1.93 ERA (1 ER/4.2 IP) with seven strikeouts.

- Ⓢ Had his contract recalled from Triple A Indianapolis, August 20 -- made his major league debut that night at San Diego, throwing a scoreless inning with two hits allowed and three strikeouts ... optioned the following day ... returned as a September call-up.

MINOR LEAGUE REVIEW

- Ⓢ In **2012**, spent majority of the season with Triple-A Indianapolis while also making his big league debut with Pittsburgh ... made 29 outings, 25 starts, for Indianapolis ... led the International League with a .189 opponent batting average and ranked second with 138 strikeouts ... earned IL Player of the Week honors on April 30 and June 18.
- Ⓢ In **2011**, led Triple-A Indianapolis and tied for fifth in the International League with 10 wins ... went 2-1 with three saves, a 3.21 ERA (5 ER/14.0 IP) and 16 strikeouts in nine relief outings, while he was 8-7 with a 4.24 ERA (52 ER/110.1 IP) and 78 strikeouts in 21 starts.
- Ⓢ In **2010**, ranked second in the Eastern League with 134 strikeouts for Double-A Altoona ... his 3.09 ERA ranked fourth ... earned Eastern League Playoff Most Valuable Player honors after starting Game Three in each of the two rounds of the playoffs and going 2-0 with a 0.00 ERA (0 ER/13.0 IP) and 10 strikeouts -- led Altoona to the Eastern League title.
- Ⓢ In **2009**, his first pro season, started 26 games for Single-A Lynchburg ... led the team in starts and strikeouts (94).

CAREER STATISTICS

| YEAR | TEAM | W-L | ERA | G | GS | CG | SHO | SV | IP | H | R | ER | HR | HB | BB | SO | WP | BK |
|-------------------------------|------------------|--------------|-------------|------------|-----------|----------|----------|-----------|--------------|------------|------------|------------|-----------|-----------|------------|------------|-----------|----------|
| 2009 | Lynchburg-A | 6-8 | 4.50 | 26 | 26 | 0 | 0 | 0 | 116.0 | 118 | 64 | 58 | 14 | 7 | 55 | 94 | 6 | 0 |
| 2010 | Altoona-AA | 11-8 | 3.09 | 27 | 26 | 0 | 0 | 0 | 142.2 | 109 | 59 | 49 | 4 | 7 | 71 | 134 | 6 | 1 |
| 2011 | Indianapolis-AAA | 10-8 | 4.13 | 30 | 21 | 0 | 0 | 3 | 124.1 | 121 | 68 | 57 | 12 | 4 | 67 | 94 | 4 | 0 |
| 2012 | Indianapolis-AAA | 9-6 | 3.78 | 29 | 25 | 1 | 1 | 0 | 135.2 | 91 | 60 | 57 | 12 | 7 | 66 | 138 | 6 | 0 |
| | Pittsburgh | 0-0 | 1.93 | 8 | 0 | 0 | 0 | 0 | 4.2 | 10 | 1 | 1 | 0 | 0 | 3 | 7 | 1 | 0 |
| 2013 | Pittsburgh | 6-1 | 2.08 | 58 | 0 | 0 | 0 | 0 | 73.2 | 50 | 17 | 17 | 4 | 3 | 28 | 59 | 5 | 0 |
| 2014 | Pittsburgh | 3-4 | 4.20 | 70 | 0 | 0 | 0 | 0 | 60.0 | 49 | 30 | 28 | 4 | 3 | 30 | 61 | 4 | 0 |
| 2015 | New York (A.L.) | 5-0 | 3.10 | 74 | 0 | 0 | 0 | 0 | 61.0 | 49 | 21 | 21 | 3 | 2 | 20 | 66 | 4 | 0 |
| 2016 | Detroit | 4-5 | 4.14 | 66 | 0 | 0 | 0 | 1 | 58.2 | 61 | 29 | 27 | 6 | 1 | 17 | 65 | 4 | 0 |
| 2017 | Detroit | 3-4 | 2.68 | 42 | 0 | 0 | 0 | 13 | 40.1 | 22 | 12 | 12 | 5 | 0 | 16 | 55 | 3 | 0 |
| | CUBS | 1-0 | 5.09 | 23 | 0 | 0 | 0 | 0 | 17.2 | 18 | 11 | 10 | 0 | 1 | 19 | 25 | 1 | 0 |
| MAJOR LEAGUE TOTALS | | 22-14 | 3.30 | 341 | 0 | 0 | 0 | 14 | 316.0 | 259 | 121 | 116 | 22 | 10 | 133 | 338 | 22 | 0 |
| AMERICAN LEAGUE TOTALS | | 12-9 | 3.38 | 182 | 0 | 0 | 0 | 14 | 160.0 | 132 | 62 | 60 | 14 | 3 | 53 | 186 | 11 | 0 |
| NATIONAL LEAGUE TOTALS | | 10-5 | 3.23 | 159 | 0 | 0 | 0 | 0 | 156.0 | 127 | 59 | 56 | 8 | 7 | 80 | 152 | 11 | 0 |
| MINOR LEAGUE TOTALS | | 36-30 | 3.83 | 112 | 98 | 1 | 1 | 3 | 518.2 | 439 | 251 | 221 | 42 | 25 | 259 | 460 | 22 | 1 |

SV/OPP: 2017 - 13/16 ... Career - 14/30 ... HOLDS: 2017 - 9 ... Career - 93 ... IR/IRS: 2017 - 19/4 ... Career - 151/43

| YEAR | AVG | AB | R | H | 2B | 3B | HR | RBI | SH | SF | HP | BB | SO | SB | CS | PCT | G | PO | A | E | TC | DP |
|--------------------|------|-------------|----------|----------|----------|----------|----------|----------|----------|----------|----------|----------|----------|----------|----------|-------------|------------|-----------|-----------|----------|-----------|----------|
| 2017 | .000 | 0 | 0 | 0 | 0 | 0 | 0 | 0 | 0 | 0 | 0 | 0 | 0 | 0 | 0 | 1.000 | 65 | 2 | 4 | 0 | 6 | 0 |
| M.L. TOTALS | | .000 | 6 | 0 | 0 | 0 | 0 | 0 | 0 | 0 | 0 | 0 | 6 | 0 | 0 | .947 | 341 | 10 | 26 | 2 | 38 | 1 |

WILD CARD STATISTICS

| YEAR | TEAM/OPP | W-L | ERA | G | GS | CG | SHO | SV | IP | H | R | ER | HR | HB | BB | SO | WP | BK |
|-------------------------|------------|------------|-------------|----------|----------|----------|----------|----------|------------|----------|----------|----------|----------|----------|----------|----------|----------|----------|
| 2014 | PIT vs. SF | 0-0 | 0.00 | 1 | 0 | 0 | 0 | 0 | 0.1 | 1 | 0 | 0 | 0 | 0 | 1 | 1 | 0 | 1 |
| 2015 | NY vs. HOU | 0-0 | 0.00 | 1 | 0 | 0 | 0 | 0 | 1.1 | 0 | 0 | 0 | 0 | 0 | 1 | 0 | 0 | 0 |
| WILD CARD TOTALS | | 0-0 | 0.00 | 2 | 0 | 0 | 0 | 0 | 1.2 | 1 | 0 | 0 | 0 | 0 | 2 | 1 | 0 | 1 |

DIVISION SERIES STATISTICS

| YEAR | TEAM/OPP | W-L | ERA | G | GS | CG | SHO | SV | IP | H | R | ER | HR | HB | BB | SO | WP | BK |
|-------------------------------|-------------|------------|-------------|----------|----------|----------|----------|----------|------------|----------|----------|----------|----------|----------|----------|----------|----------|----------|
| 2013 | PIT vs. STL | 0-0 | 3.38 | 2 | 0 | 0 | 0 | 0 | 2.2 | 2 | 1 | 1 | 0 | 0 | 1 | 3 | 0 | 0 |
| 2017 | CHI vs. WSH | 0-0 | 0.00 | 1 | 0 | 0 | 0 | 0 | 0.2 | 0 | 0 | 0 | 0 | 0 | 0 | 0 | 0 | 0 |
| DIVISION SERIES TOTALS | | 0-0 | 2.70 | 3 | 0 | 0 | 0 | 0 | 3.1 | 2 | 1 | 1 | 0 | 0 | 1 | 3 | 0 | 0 |

CAREER TRANSACTIONS

2008: Selected by Pittsburgh in fifth round of draft

2014: Acquired by New York (A.L.) 11/12 for Francisco Cervelli

2015: Acquired by Detroit 12/9 for C Luis Cessa and P Chad Green

2017: Acquired by Cubs 7/31 with C Alex Avila for INF Jeimer Candelario, INF Isaac Paredes and a PTBNL or cash consideration

85 CHESNY YOUNG INF

BATS: RIGHT THROWS: RIGHT HEIGHT: 6'0" WEIGHT: 180 MLS: 0



FULL NAME: Martin Chesny Young
 OPENING DAY AGE: 25
 CONTRACT STATUS: Signed thru 2018
 SIGNED BY: Keith Lockhart
 HOW ACQUIRED: Selected in 14th round of 2014 draft

BORN: 10/6/92 in Atlanta, GA
 RESIDES: Atlanta, GA
 FAMILY: Single
NON-ROSTER INVITEE



FACTS AND INFORMATION

Chesny is a non-roster invitee to major league Spring Training for the second-straight season ... is in his fifth pro season after he was selected by the Cubs in the 14th round of the 2014 draft ... owns a .298 career average (473-for-1,585) with 77 doubles, eight triples, six homers and 132 RBI in 420 minor league games.

- Ⓢ Named a 2016 Southern League mid-season and post-season All-Star ... in 2015, was a Carolina League Year-End All-Star after leading the league with a .321 average.
- Ⓢ Attended Mercer University in Macon, Ga. ... in 2014, batted .398 in league games and led the club with a .348 overall average ... in 2013, was the Atlantic Sun Conference Player of the Year and an All-American.
- Ⓢ Graduated from Marist (Ga.) High School.

YEAR-BY-YEAR REVIEW

2017

Chesny spent the entire season at Triple-A Iowa, his first stint at that level ... batted .256 (109-for-425) with 20 doubles, one homer, 33 RBI and seven stolen bases in 120 games.

- Ⓢ Played every outfield and infield position ... spent the most time at second base (44 starts), shortstop (26) and third base (22).
- Ⓢ Helped turn Iowa's first triple play since 2008, June 5 vs. Oklahoma City.

2016

Chesny batted .303 (149-for-491) with 25 doubles, two triples, four homers, 37 RBI, 57 walks and a .376 on-base percentage in 126 games for Double-A Tennessee ... marked his first career action at the Double-A level.

- Ⓢ Named a Southern League mid-season and post-season All-Star.
- Ⓢ Played 58 games at second base, 35 at third base, 17 at shortstop, eight in left field and one at first base.
- Ⓢ Hit .305 (47-for-154) vs. lefties and had a .303 average (102-for-337) against righties.
- Ⓢ Earned Cubs Minor League Player of the Month and Southern League Player of the Month accolades in April after he batted .402 (33-for-82) with a .505 on-base percentage and a 1.029 OPS in 22 games.
 - Earned Southern League Player of the Week honors for April 18-24 (.480, 12-for-25, .606 OBP).
- Ⓢ Batted .351 (27-for-77) with five RBI, 11 walks (compared to eight strikeouts) and a .438 on-base percentage in 22 games for Leones del Escogido in the Dominican Winter League.

2015

Combined to bat .320 (163-for-510) with 23 doubles, four triples, one homer, 44 RBI and a .392 on-base percentage in 130 games between Single-A South Bend and Single-A Myrtle Beach ... reached in a Carolina League record 44-straight games, June 6-July 25.

- Ⓢ Named a Carolina League Year-End All-Star after leading the league with a .321 average.
- Ⓢ Between the two teams, played 47 games at second base, 23 at third base, 14 at shortstop, 11 in left field, eight at first base and six in right field.
- Ⓢ Opened the year with South Bend, and hit .315 (34-for-108) with a .385 on-base percentage prior to his promotion to Myrtle Beach in mid-May.
- Ⓢ Hit .395 (30-for-76) with a .466 on-base percentage in his first 20 games with the Pelicans, May 15-June 5 ... had a 14-game hitting streak, July 11-25, in which he batted .441 (26-for-59) with a 1.027 OPS.

2014

Combined to hit .327 (52-for-159) with nine doubles, two triples and 18 RBI in 44 games between Rookie League Mesa, Single-A Boise and Single-A Kane County ... after batting .354 (17-for-48) in 15 games for Boise, was promoted to the Cougars and went on to hit .324 (34-for-105) in 27 games.

CAREER STATISTICS

| YEAR | TEAM | AVG | G | AB | R | H | 2B | 3B | HR | RBI | SH | SF | HP | BB | SO | SB-CS | E | OBP | SLG |
|----------------------------|----------------|-------------|------------|-------------|------------|------------|-----------|----------|----------|------------|-----------|-----------|-----------|------------|------------|--------------|-----------|-------------|-------------|
| 2014 | Mesa-R | .167 | 2 | 6 | 0 | 1 | 0 | 0 | 0 | 0 | 1 | 0 | 0 | 1 | 2 | 0-0 | 0 | .286 | .167 |
| | Boise-A | .354 | 15 | 48 | 13 | 17 | 3 | 0 | 0 | 9 | 1 | 0 | 2 | 8 | 8 | 1-0 | 2 | .466 | .417 |
| | Kane County-A | .324 | 27 | 105 | 14 | 34 | 6 | 2 | 0 | 9 | 2 | 2 | 0 | 5 | 22 | 2-1 | 2 | .348 | .419 |
| 2015 | South Bend-A | .315 | 28 | 108 | 23 | 34 | 5 | 1 | 0 | 14 | 0 | 1 | 1 | 12 | 7 | 9-3 | 3 | .385 | .380 |
| | Myrtle Beach-A | *.321 | 102 | 402 | 65 | 129 | 18 | 3 | 1 | 30 | 0 | 1 | 4 | 45 | 44 | 12-5 | 3 | .394 | .388 |
| 2016 | Tennessee-AA | .303 | 126 | 491 | 60 | 149 | 25 | 2 | 4 | 37 | 0 | 3 | 2 | 57 | 64 | 16-14 | 11 | .376 | .387 |
| 2017 | Iowa-AAA | .256 | 120 | 425 | 56 | 109 | 20 | 0 | 1 | 33 | 6 | 7 | 4 | 33 | 70 | 7-6 | 11 | .311 | .311 |
| MINOR LEAGUE TOTALS | | .298 | 420 | 1585 | 231 | 473 | 77 | 8 | 6 | 132 | 10 | 14 | 13 | 161 | 217 | 47-29 | 32 | .365 | .368 |

*Led League

CAREER TRANSACTIONS

2014: Selected by Cubs in 14th round of draft (scout: Keith Lockhart)

20 MARK ZAGUNIS OF

BATS: RIGHT THROWS: RIGHT HEIGHT: 6'0" WEIGHT: 215 MLS: 0+10



FULL NAME: Mark Raymond Zagunis
 OPENING DAY AGE: 25
 CONTRACT STATUS: Signed thru 2018
 SIGNED BY: Billy Swoope
 HOW ACQUIRED: Selected in third round of 2014 draft

BORN: 2/5/93 in Willingboro, NJ
 RESIDES: Cinnaminson, NJ
 FAMILY: Single



FACTS AND INFORMATION

Mark is in his fifth professional season after making his major league debut in 2017 with the Cubs ... originally drafted by the Cubs in the third round of the 2014 draft.

- Has batted .277 (364-for-1,313) with 86 doubles, 14 triples and 33 homers in 370 minor league games, including 147 games at the Triple-A level.
- Had his contract selected by the Cubs, June 22, 2017, and made his debut that night ... went 0-for-14 with four walks in his first major league action.
- Named a mid-season All-Star with Tennessee in 2016 (Southern League), Myrtle Beach in 2015 (Carolina League) and Boise in 2014 (Northwest League) ... also named a post-season All-Star with Myrtle Beach in 2015.
- Attended Virginia Tech where he was a 2014 Johnny Bench Award semifinalist ... named a two-time All-ACC Second Team and a three-time All-ACC Academic Team selection ... ranked third in the ACC in career batting average among active players in 2014.
- Graduated from Holy Cross (N.J.) High School.

YEAR-BY-YEAR REVIEW

2017

Mark made his major league debut in June after beginning the season with Triple-A Iowa.

- Spent the majority of the season with Iowa, batting .267 (88-for-330) with 21 doubles and 13 homers in 97 games.
- Was selected to the major league roster, June 22, and made his major league debut that night ... drove in a run in his first plate appearance (RBI ground out) ... went 0-for-14 in seven games but did draw a walk in four of his last five games ... was optioned to Iowa, July 1.
- Was placed on the minor league disabled list, August 13, with a fracture of the hamate bone in his left hand ... missed the remainder of the season.

2016

Split the season between Double-A Tennessee and Triple-A Iowa, batting .288 (103-for-358) with 25 doubles, 10 homers and 49 RBI in 101 games.

- Began the season with the Smokies, batting .302 (54-for-179) with 13 doubles and four homers in 51 games ... was promoted to Iowa, June 8, and batted .274 (49-for-179) with 12 doubles and six homers in 50 games.
- Named a mid-season Southern League All-Star with Tennessee ... batted .345 (20-for-58) off lefties and .281 (34-for-121) off righties.
- With Triple-A Iowa, he batted .309 (38-for-123) with five homers against righties compared to just .196 (11-for-56) with one homer against lefties.
- Was placed on the disabled list, July 30, with a fractured right toe that ended his season early.

2015

In his first full professional season, he spent the entire campaign with Single-A Myrtle Beach ... he batted .271 (112-for-413) with 24 doubles, five triples, eight homers and 54 RBI in 115 games ... drew 80 walks contributing to a .406 OBP ... earned Carolina League mid-season and post-season All-Star honors.

- Earned Carolina League Player of the Week honors for June 15-21 ... went 4-for-4 with two homers and three RBI, June 19 vs. Lynchburg.
- Batted .320 (74-for-231) with a .442 OBP in the first half compared to .209 (38-for-182) with a .361 OBP in the second half.
- Fared better against lefties, hitting .322 (37-for-115) off southpaws compared to .252 (75-for-298) off righties.

2014

In his first professional action, he appeared in 57 games between the AZL Cubs, Single-A Boise and Single-A Kane County ... combined to bat .288 (61-for-212) with 16 doubles, three triples and two homers ... drew 42 walks leading to a .420 OBP

- Named a Northwest League mid-season All-Star with Boise, as well as a *Baseball America* Short Season All-Star ... batted .299 (46-for-154) with nine doubles and 27 RBI in 41 games for the Hawks.

CAREER STATISTICS

| YEAR | TEAM | AVG | G | AB | R | H | 2B | 3B | HR | RBI | SH | SF | HP | BB | SO | SB-CS | E | OBP | SLG |
|----------------------------|----------------|-------------|------------|-------------|------------|------------|-----------|-----------|-----------|------------|----------|-----------|-----------|------------|------------|--------------|-----------|-------------|-------------|
| 2014 | Boise-A | .299 | 41 | 154 | 32 | 46 | 9 | 2 | 2 | 27 | 0 | 1 | 5 | 31 | 31 | 11-2 | 5 | .429 | .422 |
| | Mesa-R | .125 | 2 | 8 | 1 | 1 | 1 | 0 | 0 | 1 | 0 | 0 | 0 | 1 | 2 | 0-0 | 1 | .222 | .250 |
| | Kane County-A | .280 | 14 | 50 | 11 | 14 | 6 | 1 | 0 | 4 | 0 | 0 | 2 | 10 | 9 | 5-0 | 1 | .419 | .440 |
| 2015 | Myrtle Beach-A | .271 | 115 | 413 | 78 | 112 | 24 | 5 | 8 | 54 | 0 | 3 | 16 | 80 | 86 | 12-10 | 3 | .406 | .412 |
| 2016 | Tennessee-AA | .302 | 51 | 179 | 30 | 54 | 13 | 1 | 4 | 24 | 0 | 0 | 2 | 30 | 36 | 1-2 | 1 | .408 | .453 |
| | Iowa-AAA | .274 | 50 | 179 | 31 | 49 | 12 | 4 | 6 | 25 | 0 | 5 | 5 | 22 | 42 | 4-0 | 2 | .360 | .486 |
| 2017 | Iowa-AAA | .267 | 97 | 330 | 59 | 88 | 21 | 1 | 13 | 55 | 0 | 1 | 7 | 70 | 93 | 4-3 | 3 | .404 | .455 |
| | CUBS | .000 | 7 | 14 | 0 | 0 | 0 | 0 | 0 | 1 | 0 | 0 | 0 | 4 | 6 | 2-0 | 0 | .222 | .000 |
| MINOR LEAGUE TOTALS | | .277 | 370 | 1313 | 242 | 364 | 86 | 14 | 33 | 190 | 0 | 10 | 37 | 244 | 299 | 37-17 | 16 | .402 | .439 |

| 2017/CAREER | PCT | G | PO | A | E | TC | DP |
|-------------|-------|---|----|---|---|----|----|
| Right Field | 1.000 | 4 | 5 | 0 | 0 | 5 | 0 |

CAREER TRANSACTIONS

2014: Selected by Cubs in third round of draft (scout: Billy Swoope)

29 ROB ZASTRYZNY LHP

BATS: RIGHT THROWS: LEFT HEIGHT: 6'3" WEIGHT: 205 MLS: 0+79



FULL NAME: Robert John Zastryzny (za-striz-knee) BORN: 3/26/92 in Edmonton, Alberta, Canada
OPENING DAY AGE: 26 RESIDES: Scottsdale, AZ
CONTRACT STATUS: Signed thru 2018 FAMILY: Engaged — Natalie
SIGNED BY: Ty Nichols
HOW ACQUIRED: Selected in second round of 2013 draft



FACTS AND INFORMATION

Rob has appeared in 12 games with the Cubs in the last two seasons ... was selected in the second round of the 2013 draft and became the first Cubs pitcher drafted under Theo Epstein to make the majors.

- Ⓢ Went 1-0 with a 1.13 ERA (2 ER/16.0 IP) in eight games (one start) in his debut season with the Cubs in 2016 ... posted an 8.31 ERA (12 ER/13.0 IP) in four relief outings last season.
- Ⓢ Became the 21st Canadian-born player to appear in a regular season game for the Cubs ... became the ninth Canadian-born pitcher to start for the Cubs, and the first since Ryan Dempster.
- Ⓢ His last name of Zastryzny is last alphabetically among pitchers to start a game for the Cubs.
- Ⓢ Has gone 19-20 with a 4.68 ERA (203 ER/390.0 IP) in 90 minor league contests, all but 12 as a starter ... began his career with Single-A Boise and has appeared at every level of the Cubs organization.
- Ⓢ Drafted in second round of the 2013 Draft out of the University of Missouri ... recorded 82 strikeouts in 90.2 innings in his final season in 2013 ... recorded 228 strikeouts at Missouri, tied for eighth-most in school history.
- Ⓢ Graduated from Calallen (Texas) High School ... was born in Edmonton, Alberta, Canada.

CAREER HIGHS

MOST STRIKEOUTS

5 – 8/21/16 @ COL

LONGEST START

3.2 IP – 9/29/16 @ PIT

LONGEST RELIEF APPEARANCE

4.0 IP (2x) – last, 9/9/17 vs. MIL

MOST HITS ALLOWED

6 – 9/9/17 vs. MIL

MOST RUNS ALLOWED

6 – 9/9/17 vs. MIL

MOST WALKS ALLOWED

4 – 5/6/17 vs. NYY

CONSECUTIVE SCORELESS IP

7.1 IP – 8/19-27/16

YEAR-BY-YEAR REVIEW

2017

Rob spent most of the season with Triple-A Iowa, going 2-3 with a 5.94 ERA (31 ER/47.0 IP) ... appeared in four games with the Cubs, allowing 12 earned runs in 13.0 innings of work.

- Ⓢ Twice pitched a career-high 4.0 innings: May 6 vs. the Yankees (3 H, 3 ER) and September 9 vs. Milwaukee (6 H, 5 ER).
- Ⓢ Allowed at least two runs in all four of his outings with Chicago.
- Ⓢ Appeared in 14 games with Iowa, starting half of those games ... tossed a season-high 6.0 innings, July 25 at El Paso, allowing just one run.
- Ⓢ Was placed on the minor league disabled list from May 16-July 25 with a back injury ... made three rehab appearances with rookie league Mesa.

2016

Rob made his major league debut with the Cubs and went 1-0 with a 1.13 ERA (2 ER/16.0 IP) in eight games, including one start, over the final two months with the club.

- Ⓢ Was selected to his first major league roster, August 19, and made his debut that night at Colorado in the 10th inning ... allowed two hits and one walk but tossed a scoreless inning of relief to send the game to the 11th inning.
- Ⓢ Was a member of the NLCS roster against the Los Angeles Dodgers but did not appear in a game.
- Ⓢ Struck out a career-high five batters in 2.2-scoreless frames, August 21 at Colorado.
- Ⓢ Made his longest relief outing of the season, August 27 at the Dodgers, allowing just one hit and walking none in 3.2 innings pitched.
- Ⓢ Made his first-career start, September 29 at Pittsburgh, going 3.2 innings in the 1-1 tie game ... allowed just one run, which was unearned, and struck out four batters.
- Ⓢ Held opponents to a .207 average (12-for-58), including a .138 mark by lefties (4-for-29).
- Ⓢ Went 10-5 with a 4.31 ERA (65 ER/135.2 IP) in 24 minor league games (23 starts) between Double-A Tennessee and Triple-A Iowa.
- Ⓢ Began the season with the Smokies, going 3-2 with a 4.28 ERA (26 ER/54.2 IP) in nine starts ... was promoted to Triple-A, May 24, and went 7-3 with a 4.33 ERA (39 ER/81.0 IP) in 15 appearances with the I-Cubs.
- Ⓢ Went 3-0 with a 2.25 ERA (5 ER/20.0 IP) in his final four outings with Iowa prior to being promoted.
- Ⓢ Earned Pacific Coast League Pitcher of the Week honors, August 1-7, after going 2-0 with a 0.00 ERA (0 ER/11.0 IP) in two starts ... struck out 13 batters and walked just one.

2015

Rob spent his first season at the Double-A level, going 2-5 with a 6.23 ERA (42 ER/60.2 IP) in 14 starts with the Smokies.

- Ⓢ Had three stints on the disabled list, missing time from April 13-24, May 1-June 27 and August 21 through the end of the season with a left ankle injury.
- Ⓢ Went 2-3 with a 4.58 ERA (28 ER/55.0 IP) in his first 12 starts of the season ... allowed 14 earned runs in 5.2 innings in his final two outings.
- Ⓢ Best month came in July as he posted a 4.02 ERA (14 ER/31.1 IP) in six starts.
- Ⓢ Made one rehab appearance with Rookie League Mesa, allowing one run on three hits in 4.0 innings, June 22.

2014

In his second season in the Cubs organization, Rob went 4-6 with a 4.66 ERA (57 ER/110.0 IP) in 23 starts with Single-A Daytona ... struck out 110 batters, the fourth-highest total in the Cubs system.

- Ⓢ Went 3-1 with a 3.32 ERA (23 ER/62.1 IP) in 12 starts after the All-Star Break, compared to 1-5 with a 6.42 ERA (34 ER/47.2 IP) in 11 starts prior to the Break ... allowed seven fewer hits in the second half despite pitching 14.2 more innings.
- Ⓢ Posted a 9.39 ERA (24 ER/23.0 IP) in the first inning and a 3.41 ERA (33 ER/87.0 IP) after the first inning.
- Ⓢ Struck out a season-high nine batters twice: June 9 at Clearwater and August 26 at Dunedin.

2013

Rob went 1-0 with a 2.25 ERA (6 ER/24.0 IP) in 11 games (seven starts) with Single-A Boise and Single-A Kane County.

- Ⓢ Began his pro career with Boise, posting no record and a 3.14 ERA (5 ER/14.1 IP) in eight games, including seven starts.
- Ⓢ Was promoted to Single-A Kane County August 7 and appeared in three games as a reliever, going 1-0 with a 0.93 ERA (1 ER/9.2 IP) ... his season was cut short after being placed on the disabled list August 22 with a right knee injury.

CAREER STATISTICS

| YEAR | TEAM | W-L | ERA | G | GS | CG | SHO | SV | IP | H | R | ER | HR | HB | BB | SO | WP | BK |
|----------------------------|---------------|--------------|-------------|-----------|-----------|----------|----------|----------|--------------|------------|------------|------------|-----------|-----------|------------|------------|-----------|----------|
| 2013 | Boise-A | 0-0 | 3.14 | 8 | 7 | 0 | 0 | 0 | 14.1 | 15 | 5 | 5 | 0 | 2 | 4 | 16 | 1 | 0 |
| | Kane County-A | 1-0 | 0.93 | 3 | 0 | 0 | 0 | 0 | 9.2 | 9 | 1 | 1 | 0 | 0 | 4 | 6 | 0 | 0 |
| 2014 | Daytona-A | 4-6 | 4.66 | 23 | 23 | 0 | 0 | 0 | 110.0 | 121 | 58 | 57 | 10 | 7 | 33 | 110 | 8 | 0 |
| 2015 | Tennessee-AA | 2-5 | 6.23 | 14 | 14 | 0 | 0 | 0 | 60.2 | 77 | 47 | 42 | 9 | 0 | 28 | 48 | 1 | 0 |
| | Mesa-R | 0-0 | 2.25 | 1 | 1 | 0 | 0 | 0 | 4.0 | 3 | 1 | 1 | 0 | 0 | 2 | 4 | 3 | 0 |
| 2016 | Tennessee-AA | 3-2 | 4.28 | 9 | 9 | 0 | 0 | 0 | 54.2 | 50 | 29 | 26 | 6 | 1 | 20 | 42 | 3 | 1 |
| | Iowa-AAA | 7-3 | 4.33 | 15 | 14 | 0 | 0 | 0 | 81.0 | 67 | 42 | 39 | 7 | 2 | 31 | 77 | 6 | 0 |
| | CUBS | 1-0 | 1.13 | 8 | 1 | 0 | 0 | 0 | 16.0 | 12 | 3 | 2 | 0 | 1 | 5 | 17 | 0 | 0 |
| 2017 | Iowa-AAA | 2-3 | 5.94 | 14 | 7 | 0 | 0 | 1 | 47.0 | 50 | 32 | 31 | 7 | 0 | 14 | 40 | 2 | 0 |
| | CUBS | 0-0 | 8.31 | 4 | 0 | 0 | 0 | 0 | 13.0 | 19 | 13 | 12 | 2 | 1 | 7 | 11 | 0 | 0 |
| | Mesa-R | 0-1 | 1.04 | 3 | 3 | 0 | 0 | 0 | 8.2 | 9 | 6 | 1 | 0 | 0 | 1 | 4 | 1 | 0 |
| MAJOR LEAGUE TOTALS | | 1-0 | 4.34 | 12 | 1 | 0 | 0 | 0 | 29.0 | 31 | 16 | 14 | 2 | 2 | 12 | 28 | 0 | 0 |
| MINOR LEAGUE TOTALS | | 19-20 | 4.68 | 90 | 78 | 0 | 0 | 1 | 390.0 | 401 | 221 | 203 | 39 | 12 | 137 | 347 | 25 | 1 |

SV/OPP: 2017 – 0/0 ... Career – 0/0 ... HOLDS: 2017 – 0 ... Career – 0 ... IR/IRS: 2017 – 0/0 ... Career – 2/0

| YEAR | AVG | AB | R | H | 2B | 3B | HR | RBI | SH | SF | HP | BB | SO | SB | CS | PCT | G | PO | A | E | TC | DP |
|--------------------|-------------|----------|----------|----------|----------|----------|----------|----------|----------|----------|----------|----------|----------|----------|----------|--------------|-----------|----------|----------|----------|----------|----------|
| 2017 | .333 | 3 | 0 | 1 | 0 | 0 | 0 | 0 | 0 | 0 | 0 | 0 | 0 | 0 | 0 | 1.000 | 4 | 0 | 4 | 0 | 4 | 2 |
| M.L. TOTALS | .167 | 6 | 0 | 1 | 0 | 0 | 0 | 0 | 0 | 0 | 0 | 0 | 2 | 0 | 0 | 1.000 | 12 | 1 | 6 | 0 | 7 | 2 |

LAST HIT: 9/9/17 vs. Milwaukee (single off Oliver Drake) ... number of at-bats since then – 0

LEAGUE CHAMPIONSHIP SERIES STATISTICS

| YEAR | TEAM/OPP | AVG | G | AB | R | H | 2B | 3B | HR | RBI | SH | SF | HP | BB | SO | SB-CS | E | OBP | SLG |
|------|-------------|-----|---|----|---|---|----|----|----|-----|----|----|----|----|----|-------|---|-----|-----|
| 2016 | CHI vs. LAD | | | | | | | | | | | | | | | | | | |

DID NOT PITCH

CAREER TRANSACTIONS

2013: Selected by Cubs in the second round of draft (scout: Ty Nichols)

CANADIAN-BORN CUBS

The Cubs have had 21 Canadian-born players appear in at least one regular season game for the club:

| | | |
|------------------------|-----------------------------------|------------------------|
| Bob Addy (1876) | Fred Demarais (1890) | Doc Miller (1910) |
| Vince Barton (1931-32) | Ryan Dempster (2004-12) | John O'Brien (1893) |
| Joe Brown (1884) | Rich Harden (2008-09) | Newt Randall (1907) |
| Buck Congalton (1902) | Alex Hardy (1902-03) | Matt Stairs (2001) |
| Ken Crosby (1975-76) | Fergie Jenkins (1966-73, 1982-83) | John Upham (1967-68) |
| Clarence Currie (1903) | Mel Kerr (1925) | Steve Wilson (1989-91) |
| Tom Daly (1918-21) | Larry McLean (1903) | Rob Zastryzny (2016) |

ALL TIED UP

Here are the most recent tie games in Cubs history:

| Date | Opponent | Score |
|-----------|--------------------|--------------|
| 9/29/2016 | at Pittsburgh | 1-1 (6 inn.) |
| 5/28/1993 | Montreal | 2-2 (6 inn.) |
| 7/16/1988 | Los Angeles (N.L.) | 2-2 (9 inn.) |
| 9/8/1985 | Cincinnati | 5-5 (9 inn.) |

18 BEN ZOBRIST INF/OF

BATS: SWITCH THROWS: RIGHT HEIGHT: 6'3" WEIGHT: 210 MLS: 10+134



FULL NAME: Benjamin Thomas Zobrist
OPENING DAY AGE: 36, turns 37 on May 26
CONTRACT STATUS: Signed thru 2019
SIGNED BY: Rusty Pendergrass (Houston)
HOW ACQUIRED: Agreed to a four-year major league contract 12/8/15

BORN: 5/26/81 in Eureka, IL
RESIDES: Franklin, TN
FAMILY: Married — Julianna ...
Children — Zion, Kruse & Blaise



FACTS AND INFORMATION

A three-time All-Star and two-time World Champion, Ben is in his third season with the Cubs after he signed a four-year deal in December of 2015 ... the 2016 World Series MVP has played in all or parts of 12 seasons with Tampa Bay (2006-14), Oakland (2015), Kansas City (2015) and Chicago (2016-17), appearing at every position save for pitcher and catcher.

- Ⓢ Is a career .263 hitter (1,388-for-5,275) with a .355 on-base percentage and .428 slugging percentage, good for a .783 OPS ... has averaged 35 doubles, five triples, 17 homers, 77 RBI, 83 walks and 88 runs per 162 games in his major league career.
- Ⓢ Since the start of his first full big league season in 2009, ranks fourth in the majors with 716 walks and is eighth with 298 doubles.
- Ⓢ The switch-hitter has reached double digits in home runs in each of the last 10 years ... has surpassed 30 doubles and a .350 on-base percentage six times (2011-16).
- Ⓢ Has logged significant playing time at second base (816 games), right field (392 games), shortstop (235 games) and left field (174 games) in addition to 34 games in center field, 23 games at first base and eight games at third base.
- Ⓢ Has played in 63 career post-season games, hitting .243 (54-for-222) with four homers and 14 RBI.
- Ⓢ Earned All-Star honors with Tampa Bay in 2009 (his first full big league campaign) and again in 2013 ... voted the N.L. All-Star squad's starting second baseman in 2016.
- Ⓢ Was the Rays recipient of the MLBPAA Heart and Hustle Award in 2011 and 2012.
- Ⓢ Played for the United States in the World Baseball Classic in 2013.
- Ⓢ Was the starting shortstop for Team USA at the 2005 World Cup in the Netherlands.
- Ⓢ Is a native of Eureka, Ill., located approximately 140 miles southwest of Chicago ... originally attended Olivet Nazarene University in Bourbonnais, Ill. and was drafted by the Houston Astros in the sixth round of the 2004 Draft out of Dallas Baptist University.

MAJOR LEAGUE REVIEW

2017

Ben played 128 games in his second season with the Cubs, hitting .232 (101-for-435) with 20 doubles, 12 home runs and 50 RBI ... hit .249 (56-for-225) in the season's "second half," 35 points higher than his .214 (45-for-210) average prior to the All-Star break ... the team was 59-46 in his starts.

- Ⓢ Played 81 games (65 starts) at second base, 36 (13 starts) in left field, 32 (27 starts) in right field, five at first base and five at shortstop ... combined for a .991 fielding percentage (3 E/340 TC).
- Ⓢ Batted .249 (82-for-329) with 11 homers as a left-handed batter, and hit .179 (19-for-106) with one home run as a right-handed batter.
- Ⓢ Made 40 starts as the leadoff hitter with the club going 25-15 in those games ... overall, he batted .253 (41-for-162) in the first spot in the lineup ... hit his fourth-career leadoff home run, May 21 vs. Milwaukee.
- Ⓢ Recorded nine go-ahead RBI and four game-winning RBI ... had 14 two-out RBI.
- Ⓢ Reached base safely in 25-straight games from April 28-May 30 ... hit .291 (25-for-86) with a .385 OBP in that stretch ... was the second-longest on-base streak of his career (31 with Tampa Bay in 2009-10).
- Ⓢ Went 13-for-28 (.464) with a double, triple and three homers in an eight-game stretch, May 13-25.
- Ⓢ Was placed on the 10-day disabled list June 16 (retroactive to June 13) with left wrist inflammation ... appeared in two rehab games with Double-A Tennessee, going 3-for-6 with two walks ... was activated July 1.
- Ⓢ Enjoyed his strongest month at the plate in August, when he batted .280 (23-for-82) with 15 runs, two homers, eight RBI and a .366 OBP in 27 games.
- Ⓢ Had a season-high 10-game hitting streak, April 28-May 7 (.282/11-for-39).
- Ⓢ Belted his fourth career pinch-homer off Philadelphia's Yackel Rios, August 26.
- Ⓢ Tied his career high with four runs scored, September 13 vs. the Mets.
- Ⓢ Homered twice in a three-game stretch, September 24 at Milwaukee and September 26 in St. Louis.
- Ⓢ Went 4-for-26 (.154) with two doubles, three runs scored and a walk in nine postseason games.

2016

Ben was voted as the National League's starting second baseman in the All-Star Game and went on to earn World Series MVP honors with the game-winning hit in Game Seven ... in his first season with Chicago, he batted .272 (142-for-523) with 31 doubles, three triples, 18 home runs, 76 RBI and 96 walks.

- Ⓢ His 96 walks ranked fifth in the N.L. and were his most since drawing a career-high 97 in 2012 with Tampa Bay ... were the most by any Cub since Carlos Pena had 101 in 2011.
 - His 96 walks were the most by a switch-hitter in franchise history.
- Ⓢ Led N.L. switch-hitters with 94 runs scored, was second with 31 doubles and a .386 OBP, fourth with 142 hits and a .446 slugging percentage, and seventh with 18 homers.
- Ⓢ Appeared at five positions, predominantly at second base (119 games, 113 starts) ... also saw time in left field (27 games, 11 starts), right field (24 games, 18 starts), first base (1 game) and shortstop (1 game).
- Ⓢ Had two multi-homer efforts: May 6 vs. Washington and September 30 at Cincinnati.

CAREER AWARDS

A.L. ALL-STAR TEAM
2009, 2013
N.L. ALL-STAR TEAM
2016
WORLD SERIES MVP
2016
A.L. PLAYER OF THE WEEK
September 22-28, 2008
April 24-May 1, 2011
N.L. PLAYER OF THE WEEK
May 2-8, 2016

CAREER HIGHS

MOST HITS
5 — 6/10/13 vs. BOS
MOST RBI
8 — 4/28/11 @ MIN
MOST RUNS
4 (5x) — last, 9/13/17 vs. NYM
MOST WALKS
4 (2x) — last, 6/15/15 @ SD
MOST STOLEN BASES
2 (7x) — last, 8/16/11 @ BOS
MOST DOUBLES
3 — 6/11/11 @ BAL
TWO-HR GAMES
7 — last, 9/30/16 @ CIN
LEADOFF HOMERS
4 — last, 5/21/17 vs. MIL
PINCH-HIT HOMERS
4 — last, 8/26/17 @ PHI
GRAND SLAMS
6 — last, 6/2/15 @ DET
INSIDE THE PARK HOMERS
1 — 9/25/11 vs. TOR
LONGEST HITTING STREAK
16 G (2x) — last, 5/13-30/16
WALKOFF RBI
5 — last, 9/15/14 vs. NYY (1B)
WALKOFF HOMERS
1 — 9/7/12 vs. TEX

2016 (Cont.)

- Ⓢ Belted two lead-off homers: June 15 at Washington and June 28 at Cincinnati.
- Ⓢ Had a .406 batting average (41-for-101), with six homers and 25 RBI in May.
 - Elias reports that he is the first player to produce at least 40 hits and 25 or more RBI for the Cubs in a calendar month since Alfonso Soriano did so in May of 2008 (.345, 40-for-116, 10 HR, 29 RBI).
- Ⓢ Had 11 RBI in three games, May 4-6, the first Cub to accomplish the feat since Sammy Sosa (16 RBI), August 10-12, 2002 ... became the first Cub with three or more RBI in three-straight games since Sosa in April of 2003.
- Ⓢ Named N.L. Co-Player of the Week for May 2-8 (with the Mets Bartolo Colon) after leading the majors in that span with 15 RBI ... was tied for the N.L. lead with four homers and eight runs scored as he batted .360 with a .455 on-base percentage and RBI in six-straight games.
- Ⓢ Reached safely in nine-straight plate appearances and hit safely in seven-straight at-bats from May 8-11 ... was just two shy of the team record nine-straight at-bats with a hit, set by Sammy Sosa in 1993.
 - First Cub to reach safely in nine-straight plate appearances since Aramis Ramirez in August of 2011.
- Ⓢ Reached safely in 35-straight starts from April 18-May 30, culminating with a career-high tying 16-game hitting streak, May 13-30 ... hit .426 (26-for-61) with a 1.116 OPS during the 16-game hitting streak.
 - Was the first Cub to reach safely in 35-straight starts within a single season since Starlin Castro, who reached in his final 40 starts of 2011.
- Ⓢ Hit .330 (37-for-112) with 20 runs, 10 doubles, two triples, a homer and 19 RBI in 31 games from July 23-August 27 after he batted just .172 (26-for-151) in 41 games from May 31-July 22.
- Ⓢ Batted .250 (16-for-64) with five doubles, a triple and five RBI in 17 postseason games.
- Ⓢ Became the first-ever Cubs player to win the World Series Most Valuable Player award (originated in 1955) by going 10-for-28 (.357) with two doubles, a triple, two RBI and five runs scored in the Series ... put the Cubs on top with an RBI double in the top of the 10th inning of the decisive Game Seven.

2015

- Ben batted .276 (129-for-467) with 36 doubles, 13 homers, 56 RBI and 76 runs scored in 126 games in 2015 between Oakland and the World Champion Royals ... appeared in 67 games with the Athletics before being traded to Kansas City, July 28, where he spent the remainder of the season.
- Ⓢ Had more walks (62) than strikeouts (56) while turning in a .359 on-base percentage and a .450 slugging percentage, good for an .809 OPS, surpassing the .800 mark for the fifth season in his career.
 - Ⓢ Batted .284 with a 16 doubles, a triple, seven homers and 37 runs scored in 59 games with Kansas City.
 - Ⓢ Finished the year tied for 10th in the American League with 36 doubles, which tied for his third-highest single-season total ... also ranked 15th in the A.L. with 62 walks, while his .359 on-base percentage was good for 18th in the league.
 - Ⓢ Named the Majestic Royals Player of the Month in August ... batted .343 (35-for-102) in the month with four homers and 20 runs scored
 - Ⓢ Homered from both sides of the plate, August 1 at Toronto, the second time in his career he accomplished the feat.
 - Ⓢ Connected on his only grand slam of the year at Comerica Park, June 2, as a member of the Athletics.
 - Ⓢ Helped the Royals to their first World Championship in 30 years by hitting .303 (20-for-66) in the post-season with a .365 on-base percentage, .515 slugging and .880 OPS.
 - Ⓢ Among post-season participants, he was tops in runs scored (15), doubles (eight) and extra-base hits (10), second in hits (20), tied for fifth in on-base percentage (.365) and fifth in slugging (.515).
 - Ⓢ His eight doubles were tied for the most in a single postseason in MLB history with St. Louis' David Freese and Albert Pujols (2011)...his 15 runs scored were tied for ninth in postseason history.

2014

- Batted .272 with 10 home runs and 52 RBI in 146 games, earning Rays' MVP honors by the Tampa Bay Chapter of the BBWAA.
- Ⓢ Tied for seventh in the American League in walks with 75, contributing to a .354 OBP ... fifth time in the last six years he led the club in walks.
 - Ⓢ Had his franchise-best string of five consecutive seasons of at least 150 games played come to an end as he made his first trip to the disabled list since 2008 with a dislocated left thumb.
 - Ⓢ Led the team with 83 runs (tied), 34 doubles, .354 OBP, .749 OPS and 18 infield hits (tying his career high).
 - Ⓢ Was one of six players in 2014 to start at all three outfield positions and at both middle infield positions.

- Ⓢ Batted .340 (53-for-156) against left-handed pitching compared to .246 (102-for-414) against right-handers ... the mark against lefties ranked eighth in the league.
- Ⓢ Participated as a member of the MLB team that played a five-game All-Star series against Japan's National Team in Japan in November.

2013

- Appeared in 157 games, matching his career high set in 2012 ... became the first Rays player to play in 150-plus games five years in a row.
- Ⓢ Nominated for the A.L. Rawlings Gold Glove Award at second base despite starting at four different positions ... won the A.L. fielding crown at second base with a franchise-record .993 fielding percentage.
 - Ⓢ Did not commit an error in 42 games in the outfield.
 - Ⓢ Led the Rays with a career-high 168 hits ... also led the club in OBP (.354), game-tying and go-ahead RBI (28), multi-hit games (49) and walks (72).
 - Ⓢ Selected to the All-Star game by Tigers manager Jim Leyland but did not play ... was his second All-Star selection.
 - Ⓢ Started all five of the Rays postseason games at second base ... hit a solo homer in Game One of the ALDS at Boston off Jon Lester, the second postseason homer of his career.
 - Ⓢ Batted .329 (49-for-149) off lefties and .252 (80-for-318) off righties.

2012

- Made at least 45 starts at three different positions (right field, shortstop and second base), becoming the first players since at least 1921 to accomplish the feat according to STATS LLC.
- Ⓢ Drew a career-high 97 walks, the second-most in the majors behind only Adam Dunn.
 - Ⓢ Led all Major League switch-hitters in doubles and extra-base hits for a second straight season.
 - Ⓢ Led the Rays in games started, hits (151), runs scored (88), doubles (39), triples (7, tied), extra-base hits (66), walks (97), OBP (.377) and multi-hit games (42).
 - Ⓢ Finished tied for sixth in the American League in triples, tied for eighth in doubles and ranked ninth in on-base percentage.
 - Ⓢ Led the Rays with 28 game-tying and go-ahead RBI.
 - Ⓢ Committed his first career error in the outfield May 22, ending a streak of 270 errorless games, the longest streak to begin a career by an outfielder since Darren Lewis (392) from 1990-94.

2011

- Led the Rays in games played (156), runs scored (99), hits (158), doubles (46) and extra-base hits (72) ... he set career high marks in runs, doubles and extra-base hits.
- Ⓢ Led all Major League switch-hitters in extra-base hits and doubles.
 - Ⓢ Batted .311 on the road, which ranked eighth in the American League.
 - Ⓢ Hit his first career inside-the-park home run September 25 against Toronto off Brett Cecil, the 10th in Rays history.
 - Ⓢ Was selected as one of the five A.L. players for the MLB All-Star Game Final Vote.
 - Ⓢ Named A.L. Player of the Week for the week of April 24 to May 1 after batting .440 (11-for-25) with two home runs and 13 RBI in six games.
 - Ⓢ Combined for 10 RBI in a doubleheader April 28 at Minnesota, including a club-record eight RBI in game one.
 - Ⓢ Started at second base all four games of the ALDS against Texas and was one of two Rays to hit safely in all four games.

2010

- Batted .238 in his second full season in the majors, but drew 92 walks leading to a .346 OBP ... stole a career-high 24 bases.
- Ⓢ Was batting .315 as of June 9 but hit just .177 in his final 84 games beginning June 22.
 - Ⓢ Started all five games of the ALDS against Texas (two in right field, two at second base, one at first base), batting .300 (6-for-20) ... hit his first career postseason home run in game one off Cliff Lee.

2009

- In his first full major league campaign, Ben was selected team MVP by the Tampa Bay chapter of the BBWAA and finished eighth in the A.L. MVP voting ... batted .297 (149-for-501) with 28 doubles, 27 homers and 91 RBI in 152 games.
- Ⓢ Was named to his first All-Star Team (selected by Joe Maddon).
 - Ⓢ Ranked fourth in home runs (27) and RBI (91) among major league switch-hitters ... his .948 OPS tied for third in the A.L.
 - Ⓢ Led the Rays in walks (91), slugging (.543) and on-base percentage (.405), finishing sixth, seventh and ninth in the A.L. respectively.
 - Ⓢ Became the first player to start at seven different defensive positions in one season since Joe McEwing (NYM) did the same in 2002.
 - Ⓢ Tied for the A.L. lead with three pinch-hit home runs, including a pinch-hit grand slam off Matt Thornton April 17 against the White Sox.

2008

Made four stops with the Rays, including being recalled for good August 5 ... suffered a left thumb fracture in the Spring, preventing him from appearing on the Opening Day roster.

- © Was activated from the disabled list May 13 and optioned to Triple-A Durham, May 30.
- © Batted .253 (50-for-198) in 62 games with the Rays.
- © Hit four homers in the final four games of the season at Detroit and earned co-American League Player of the Week honors.
- © Appeared in seven games, including two starts, in the postseason ... started in Game One and Four of the World Series against the Phillies.

2007

Played in 31 games over a pair of tours with the Rays until a right oblique strain sidelined him the final six weeks of the season ... spent majority of the season with Durham, playing in 61 games.

- © Was the Opening Day shortstop for the Rays and started 13 of the first 17 games, but was optioned to Durham May 11.
- © Recalled July 29, but batted just .156 (5-for-32) in his second stint.

2006

Began the season in Houston's system before being traded to the Rays, July 12 ... was recalled to the Rays, August 1, and made his major league debut after appearing in just 18 games at the Triple-A level.

- © Served as the Rays starting shortstop after being called up, starting 50 of the final 56 games ... singled off Curt Schilling, August 4, for his first major league hit.
- © August 6 against Boston, collected his first home run and also doubled and drove in three runs.

MINOR LEAGUE REVIEW

- © In **2008**, had four stints with the Rays ... played 20 games with Triple-A Durham, hitting .366
- © In **2007**, spent a majority of the season with Triple-A Durham, hitting .279 in 61 games.
- © In **2006**, hit .327 with Double-A Corpus Christi in Houston's organization prior to his trade to Tampa Bay ... played 18 games with Triple-A Durham prior to his promotion to the majors.
- © Appeared in the Arizona Fall League after the season and was named to the All-Prospect team.
- © In **2005**, combined to hit .314 with 29 doubles and 18 stolen bases at Single-A Salem and Single-A Lexington ... was named a SAL All-Star.
- © In **2004**, began his pro career at short-season Single-A Tri-City, and was named to the New York-Penn League All-Star Team ... was also named team MVP and NYPL Rookie of the Year.

CAREER STATISTICS

| YEAR | TEAM | AVG | G | AB | R | H | 2B | 3B | HR | RBI | SH | SF | HP | BB | SO | SB-CS | E | OBP | SLG |
|-------------------------------|--------------------|-------------|-------------|-------------|------------|-------------|------------|-----------|------------|------------|-----------|------------|-----------|------------|------------|---------------|-----------|-------------|-------------|
| 2004 | Tri-City-A | .339 | 68 | 257 | 50 | 87 | 14 | 3 | 4 | 45 | 4 | 2 | 4 | 43 | 31 | 15-4 | 14 | .438 | .463 |
| 2005 | Lexington-A | .304 | 68 | 247 | 45 | 75 | 17 | 2 | 2 | 32 | 4 | 7 | 5 | 47 | 35 | 16-5 | 12 | .415 | .413 |
| | Salem-A | .333 | 42 | 141 | 25 | 47 | 12 | 1 | 3 | 13 | 1 | 0 | 1 | 37 | 17 | 2-1 | 3 | .475 | .496 |
| 2006 | Corpus Christi-AA | .327 | 83 | 315 | 57 | 103 | 25 | 6 | 3 | 30 | 5 | 1 | 5 | 55 | 46 | 9-5 | 16 | .434 | .473 |
| | Durham-AAA | .304 | 18 | 69 | 12 | 21 | 3 | 1 | 0 | 6 | 2 | 0 | 1 | 10 | 9 | 4-1 | 2 | .400 | .377 |
| | Tampa Bay | .224 | 52 | 183 | 10 | 41 | 6 | 2 | 2 | 18 | 2 | 3 | 0 | 10 | 26 | 2-3 | 9 | .260 | .311 |
| 2007 | Durham-AAA | .279 | 61 | 222 | 42 | 62 | 14 | 2 | 7 | 22 | 3 | 3 | 5 | 43 | 38 | 8-3 | 11 | .403 | .455 |
| | Tampa Bay | .155 | 31 | 97 | 8 | 15 | 2 | 0 | 1 | 9 | 2 | 2 | 1 | 3 | 21 | 2-0 | 6 | .184 | .206 |
| 2008 | Vero Beach-A# | .286 | 4 | 14 | 1 | 4 | 1 | 0 | 0 | 2 | 0 | 1 | 0 | 0 | 2 | 0-0 | 1 | .267 | .357 |
| | Durham-AAA | .366 | 20 | 71 | 15 | 26 | 3 | 0 | 4 | 13 | 1 | 1 | 0 | 15 | 16 | 4-1 | 1 | .471 | .577 |
| | Tampa Bay | .253 | 62 | 198 | 32 | 50 | 10 | 2 | 12 | 30 | 0 | 2 | 2 | 25 | 37 | 3-0 | 7 | .339 | .505 |
| 2009 | Tampa Bay | .297 | 152 | 501 | 91 | 149 | 28 | 7 | 27 | 91 | 1 | 4 | 2 | 91 | 104 | 17-6 | 7 | .405 | .543 |
| 2010 | Tampa Bay | .238 | 151 | 541 | 77 | 129 | 28 | 2 | 10 | 75 | 7 | +12 | 3 | 92 | 107 | 24-3 | 4 | .346 | .353 |
| 2011 | Tampa Bay | .269 | 156 | 588 | 99 | 158 | 46 | 6 | 20 | 91 | 2 | 5 | 2 | 77 | 128 | 19-6 | 6 | .353 | .469 |
| 2012 | Tampa Bay | .270 | 157 | 560 | 88 | 151 | 39 | 7 | 20 | 74 | 2 | 6 | 3 | 97 | 103 | 14-9 | 12 | .377 | .471 |
| 2013 | Tampa Bay | .275 | 157 | 612 | 77 | 168 | 36 | 3 | 12 | 71 | 1 | 6 | 7 | 72 | 91 | 11-3 | 5 | .354 | .402 |
| 2014 | Charlotte-A# | .250 | 1 | 4 | 0 | 1 | 0 | 0 | 0 | 0 | 0 | 0 | 0 | 1 | 0 | 0-0 | 0 | .400 | .250 |
| | Tampa Bay | .272 | 146 | 570 | 83 | 155 | 34 | 3 | 10 | 52 | 2 | 6 | 1 | 75 | 84 | 10-5 | 8 | .354 | .395 |
| 2015 | Oakland | .268 | 67 | 235 | 39 | 63 | 20 | 2 | 6 | 33 | 0 | 3 | 0 | 33 | 26 | 1-1 | 3 | .354 | .447 |
| | Stockton-A# | .333 | 2 | 6 | 0 | 2 | 0 | 0 | 0 | 1 | 0 | 0 | 0 | 0 | 0 | 0-0 | 0 | .333 | .333 |
| | Nashville-AAA# | .300 | 3 | 10 | 3 | 3 | 0 | 0 | 0 | 2 | 0 | 1 | 0 | 2 | 3 | 0-0 | 1 | .385 | .300 |
| | Kansas City | .284 | 59 | 232 | 37 | 66 | 16 | 1 | 7 | 23 | 0 | 2 | 1 | 29 | 30 | 2-3 | 4 | .364 | .453 |
| 2016 | CUBS | .272 | 147 | 523 | 94 | 142 | 31 | 3 | 18 | 76 | 4 | 4 | 4 | 96 | 82 | 6-4 | 7 | .386 | .446 |
| 2017 | CUBS | .232 | 128 | 435 | 58 | 101 | 20 | 3 | 12 | 50 | 2 | 3 | 2 | 54 | 71 | 2-2 | 3 | .318 | .375 |
| | Tennessee-AA# | .500 | 2 | 6 | 2 | 3 | 0 | 0 | 0 | 0 | 0 | 0 | 0 | 2 | 0 | 0-0 | 0 | .625 | .500 |
| MAJOR LEAGUE TOTALS | | .263 | 1465 | 5275 | 793 | 1388 | 316 | 41 | 157 | 693 | 25 | 58 | 28 | 754 | 910 | 113-45 | 81 | .355 | .428 |
| AMERICAN LEAGUE TOTALS | | .265 | 1190 | 4317 | 641 | 1145 | 265 | 35 | 127 | 567 | 19 | 51 | 22 | 604 | 757 | 105-39 | 71 | .355 | .431 |
| NATIONAL LEAGUE TOTALS | | .254 | 275 | 958 | 152 | 243 | 51 | 6 | 30 | 126 | 6 | 7 | 6 | 150 | 153 | 8-6 | 10 | .356 | .413 |
| MINOR LEAGUE TOTALS | | .319 | 372 | 1362 | 252 | 434 | 89 | 15 | 23 | 166 | 20 | 16 | 21 | 255 | 197 | 58-20 | 71 | .429 | .457 |

#Includes Injury Rehabilitation Assignment ... +Tied For Major League Lead

| PCT | G | PO | A | E | TC | DP | 2017/CAREER | PCT | G | PO | A | E | TC | DP |
|-------------|------------|------------|----------|------------|-----------|--------------------|--------------|-------------|-------------|-----------|-------------|------------|------|-----|
| 1.000 | 5 | 5 | 0 | 0 | 5 | 3 | First Base | .990 | 23 | 89 | 9 | 1 | 99 | 11 |
| .988 | 81 | 99 | 147 | 3 | 249 | 35 | Second Base | .987 | 816 | 1230 | 1874 | 42 | 3146 | 414 |
| | | | | | | | Third Base | .900 | 8 | 3 | 6 | 1 | 10 | 0 |
| 1.000 | 5 | 2 | 2 | 0 | 4 | 1 | Shortstop | .963 | 235 | 258 | 539 | 31 | 828 | 120 |
| 1.000 | 36 | 33 | 0 | 0 | 33 | 0 | Left Field | .981 | 174 | 197 | 5 | 4 | 206 | 0 |
| | | | | | | | Center Field | 1.000 | 34 | 57 | 0 | 0 | 57 | 0 |
| 1.000 | 32 | 49 | 0 | 0 | 49 | 0 | Right Field | .997 | 392 | 619 | 22 | 2 | 643 | 9 |
| .991 | 188 | 149 | 3 | 340 | 39 | M.L. TOTALS | .984 | 2453 | 2455 | 81 | 4989 | 554 | | |

WILD CARD STATISTICS

| YEAR | TEAM/OPP | AVG | G | AB | R | H | 2B | 3B | HR | RBI | SH | SF | HP | BB | SO | SB-CS | E | OBP | SLG |
|------|------------|------|---|----|---|---|----|----|----|-----|----|----|----|----|----|-------|---|------|------|
| 2013 | TB vs. CLE | .250 | 1 | 4 | 1 | 1 | 0 | 0 | 0 | 0 | 0 | 0 | 0 | 0 | 0 | 0-0 | 0 | .250 | .250 |

DIVISION SERIES STATISTICS

| YEAR | TEAM/OPP | AVG | G | AB | R | H | 2B | 3B | HR | RBI | SH | SF | HP | BB | SO | SB-CS | E | OBP | SLG |
|-------------------------------|-------------|-------------|-----------|------------|-----------|-----------|----------|----------|----------|----------|----------|----------|----------|----------|-----------|------------|----------|-------------|-------------|
| 2010 | TB vs. TEX | .300 | 5 | 20 | 2 | 6 | 2 | 0 | 1 | 2 | 0 | 0 | 0 | 2 | 6 | 0-0 | 0 | .364 | .550 |
| 2011 | TB vs. TEX | .235 | 4 | 17 | 2 | 4 | 0 | 0 | 0 | 0 | 0 | 0 | 1 | 0 | 4 | 0-0 | 0 | .278 | .235 |
| 2013 | TB vs. BOS | .143 | 4 | 14 | 2 | 2 | 0 | 0 | 1 | 1 | 0 | 0 | 0 | 2 | 4 | 0-0 | 2 | .250 | .357 |
| 2015 | KC vs. HOU | .333 | 5 | 18 | 2 | 6 | 1 | 0 | 0 | 2 | 1 | 1 | 0 | 2 | 2 | 1-0 | 0 | .381 | .389 |
| 2016 | CHI vs. SF | .188 | 4 | 16 | 1 | 3 | 2 | 0 | 0 | 2 | 0 | 0 | 0 | 0 | 4 | 0-0 | 0 | .188 | .313 |
| 2017 | CHI vs. WSH | .235 | 5 | 17 | 3 | 4 | 2 | 0 | 0 | 0 | 0 | 0 | 0 | 1 | 3 | 0-0 | 1 | .278 | .353 |
| DIVISION SERIES TOTALS | | .245 | 27 | 102 | 12 | 25 | 7 | 0 | 2 | 7 | 1 | 1 | 1 | 7 | 23 | 1-0 | 3 | .297 | .373 |

LEAGUE CHAMPIONSHIP SERIES STATISTICS

| YEAR | TEAM/OPP | AVG | G | AB | R | H | 2B | 3B | HR | RBI | SH | SF | HP | BB | SO | SB-CS | E | OBP | SLG |
|-------------------|-------------|-------------|-----------|-----------|-----------|-----------|----------|----------|----------|----------|----------|----------|----------|----------|----------|------------|----------|-------------|-------------|
| 2008 | TB vs. BOS | .000 | 3 | 4 | 0 | 0 | 0 | 0 | 0 | 0 | 0 | 0 | 0 | 1 | 0 | 0-0 | 0 | .200 | .000 |
| 2015 | KC vs. TOR | .320 | 6 | 25 | 8 | 8 | 3 | 0 | 2 | 4 | 0 | 0 | 0 | 2 | 2 | 0-0 | 0 | .370 | .680 |
| 2016 | CHI vs. LAD | .150 | 6 | 20 | 3 | 3 | 1 | 0 | 0 | 1 | 0 | 1 | 0 | 4 | 3 | 0-0 | 0 | .280 | .200 |
| 2017 | CHI vs. LAD | .000 | 4 | 9 | 0 | 0 | 0 | 0 | 0 | 0 | 0 | 0 | 0 | 0 | 3 | 0-0 | 0 | .000 | .000 |
| LCS TOTALS | | .190 | 19 | 58 | 11 | 11 | 4 | 0 | 2 | 5 | 0 | 1 | 0 | 7 | 8 | 0-0 | 0 | .273 | .362 |

WORLD SERIES STATISTICS

| YEAR | TEAM/OPP | AVG | G | AB | R | H | 2B | 3B | HR | RBI | SH | SF | HP | BB | SO | SB-CS | E | OBP | SLG |
|----------------------------|-------------|-------------|-----------|-----------|-----------|-----------|----------|----------|----------|----------|----------|----------|----------|----------|----------|------------|----------|-------------|-------------|
| 2008 | TB vs. PHI | .143 | 4 | 7 | 0 | 1 | 0 | 0 | 0 | 0 | 0 | 0 | 0 | 1 | 0 | 0-0 | 0 | .250 | .143 |
| 2015 | KC vs. NYM | .261 | 5 | 23 | 5 | 6 | 4 | 0 | 0 | 0 | 0 | 0 | 0 | 3 | 2 | 0-0 | 0 | .346 | .435 |
| 2016 | CHI vs. CLE | .357 | 7 | 28 | 5 | 10 | 2 | 1 | 0 | 2 | 0 | 0 | 0 | 3 | 4 | 0-0 | 0 | .419 | .500 |
| WORLD SERIES TOTALS | | .293 | 16 | 58 | 10 | 17 | 6 | 1 | 0 | 2 | 0 | 0 | 0 | 7 | 6 | 0-0 | 0 | .369 | .431 |

ALL-STAR GAME STATISTICS

| YEAR | TEAM/SITE | AVG | G | AB | R | H | 2B | 3B | HR | RBI | SH | SF | HP | BB | SO | SB-CS | E | OBP | SLG |
|-----------------------------|-----------|-------------|----------|----------|----------|----------|----------|----------|----------|----------|----------|----------|----------|----------|----------|------------|----------|-------------|-------------|
| 2009 | A.L./STL | .000 | 1 | 1 | 0 | 0 | 0 | 0 | 0 | 0 | 0 | 0 | 0 | 0 | 1 | 0-0 | 0 | .000 | .000 |
| 2013 | A.L./NYY | | | | | | | | | | | | | | | | | | |
| DID NOT PLAY | | | | | | | | | | | | | | | | | | | |
| 2016 | N.L./SD | .000 | 1 | 2 | 0 | 0 | 0 | 0 | 0 | 0 | 0 | 0 | 0 | 0 | 0 | 0-0 | 0 | .000 | .000 |
| ALL-STAR GAME TOTALS | | .000 | 2 | 3 | 0 | 0 | 0 | 0 | 0 | 0 | 0 | 0 | 0 | 0 | 1 | 0-0 | 0 | .000 | .000 |

WORLD BASEBALL CLASSIC STATISTICS

| YEAR | TEAM/SITE | AVG | G | AB | R | H | 2B | 3B | HR | RBI | SH | SF | HP | BB | SO | SB-CS | E | OBP | SLG |
|------|---------------|------|---|----|---|---|----|----|----|-----|----|----|----|----|----|-------|---|------|------|
| 2013 | UNITED STATES | .273 | 4 | 11 | 1 | 3 | 0 | 0 | 0 | 1 | 0 | 0 | 0 | 3 | 1 | 0-0 | 0 | .429 | .273 |

CAREER TRANSACTIONS

- 2004:** Selected by Houston in sixth round of draft (scout: Rusty Pendergrass)
- 2006:** Acquired by Tampa Bay 7/12 with P Mitch Talbot for IF Aubrey Huff and cash
- 2007:** On disabled list 8/19-11/11 ... right oblique strain
- 2008:** On disabled list 3/21-5/12 ... left thumb fracture ... included injury rehab assignment to Vero Beach (5/7-12)
- 2014:** On disabled list 5/15-29 ... dislocated left thumb ... included injury rehab assignment to Charlotte 5/28-29
- 2015:** Acquired by Oakland 1/10 with IF Yunel Escobar for C John Jaso, IF Daniel Robertson, OF Boog Powell and cash
- 2015:** On disabled list 4/25-5/25 ... medial meniscus tear (left knee) ... included injury rehab assignment to Stockton (5/19-22) and Nashville (5/22-25)
- 2015:** Acquired by Kansas City 7/28 for P Aaron Brooks and P Sean Manaea
- 2015:** Elected free agency 11/2
- 2015:** Signed a four-year major league contract with Cubs 12/8
- 2017:** On disabled list 6/13-7/1 ... left wrist inflammation ... included injury rehab assignment to Tennessee (6/29-7/1)

OUT OF LEFT FIELD

The Cubs utilized a club record 13 left fielders in 2016, including three pitchers: Travis Wood, Pedro Strop and Spencer Patton. The full list of Cubs players to play left field in 2016 (games played): Kris Bryant (60), Jorge Soler (53), Matt Szczur (50), Ben Zobrist (27), Chris Coghlan (25), Wilson Contreras (24), Albert Almora Jr. (8), Travis Wood (3), Javier Baez (2), Ryan Kalish (2), Kyle Schwarber (2), Spencer Patton (1) and Pedro Strop (1).

Besides left field, the Cubs single-year marks for players used at a position: 31 pitchers (2013), eight catchers (1916, 1960), nine first basemen (1976), nine second basemen (1893), nine shortstops (1916), 10 third basemen (1902, 1957), 10 center fielders (1904) and 16 right fielders (1902). The club record for most players utilized in a single season is 56 players, set during the 2013 campaign.

PLAYER DEVELOPMENT

Tim Cossins – Field/Catching Coordinator

FULL NAME: Timothy Carter Cossins
BORN: 3/31/70 in Sonoma, CA ... **RESIDENCE:** Windsor, CA
FAMILY: Married – Lori ... Child – Aiden

Tim is in his sixth season as the organization's minor league field/catching coordinator following 10 years in the Miami Marlins farm system, including the last six as the minor league catching coordinator.

- © Prior to handling catching coordinator duties for Miami, he spent the 2007 season as the manager of the Rookie League Gulf Coast League Marlins ... was his second stint in that position.
- © Managed Single-A Jupiter in 2005-06 following two seasons guiding the GCL Marlins in 2003-04.
- © Spent the 2000-01 campaigns as the major league bullpen catcher for the Kansas City Royals.
- © In 2000, was a coach for Sonoma County (Calif.) of the Independent League.
- © Batted .214 in 261 career minor league games (1993-2000).
- © Was selected in the 16th round of the 1993 draft by the Texas Rangers.
- © Attended the University of Oklahoma and played in the 1992 College World Series.



MANAGERIAL RECORD

| YEAR | TEAM | LEAGUE | W-L | PCT | STANDING |
|----------------------------|---------------|---------------|----------------|-------------|----------|
| 2003 | GCL Marlins-R | Gulf Coast | 26-32 | .448 | 3rd |
| 2004 | GCL Marlins-R | Gulf Coast | 31-29 | .517 | T-2nd |
| 2005 | Jupiter-A | Florida State | 64-71 | .474 | 5th |
| 2006 | Jupiter-A | Florida State | 55-80 | .407 | 5th |
| 2007 | GCL Marlins-R | Gulf Coast | 29-25 | .537 | 2nd |
| MINOR LEAGUE TOTALS | | | 205-237 | .464 | |

Jacob Cruz – Hitting Coordinator

FULL NAME: Jacob Cruz
BORN: 1/28/73 in Oxnard, CA
RESIDENCE: Gilbert, AZ
FAMILY: Wife – Rebeca ... Children – Sophia and Isabella

Jacob begins his second season in the Cubs organization, and first as the club's minor league hitting coordinator ... served as Double-A Tennessee's hitting coach in 2017 ... spent the previous six seasons as a minor league hitting coach in Arizona's farm system (2011-16) ... began his coaching career in 2011 as the hitting coach for Arizona's short season team in Yakima ... was the hitting coach for Single-A Visalia in 2012, Double-A Mobile from 2013-14 and Arizona's Rookie League Team from 2015-16.

- © Played nine major league seasons from 1996-2005 with the Giants, Indians, Rockies, Tigers and Reds, batting .241 with 19 homers and 105 RBI in 409 games ... was a first round selection of the Giants in the 1994 Draft.
- © Attended Arizona State University (1992-94) where he was the Pac-10 Player of the Year in 1994.



Brendan Sagara – Pitching Coordinator

FULL NAME: Brendan Masayoshi Sagara
BORN: 1/29/73 in Wahiawa, HI ... **RESIDENCE:** Honolulu, HI
FAMILY: Married – Michelle

Brendan enters his first season in the Cubs organization ... previously spent six seasons in Miami's organization, most recently as the Assistant Pitching Coordinator last season ... selected the Marlins' Player Development Man of the Year in 2015 ... served as the pitching coach for Single-A Greensboro in 2016 and has served as a pitching coach for 17 seasons with various teams.

- © Broke into the coaching profession with the Dubois County Dragons of the Frontier League in 2001 as the Club's pitching coach ... also worked for the Braves as a part-time scout (2010-11) and the Mets as an associate scout (2006-09) ... was named Coach of the Year in the Frontier League with Windy City in 2007.
- © Graduated from the University of Hawaii at Hilo, where he was nominated for all-region honors and was named the University's Male Athlete of the Year for 1995-96 ... pitched professionally with Evansville of the Frontier League in 1999, posting a 1.69 ERA in four games.



HOT AND COLD

Listed below are the hottest and coldest gametime temperatures at Wrigley Field since 1990*:

| Hottest Wrigley Field Temperatures (since 1990) | | | Coldest Wrigley Field Temperatures (since 1990) | | |
|---|---------------|-----------|---|-----------|-----------|
| Date | Opponent | Temp (°F) | Date | Opponent | Temp (°F) |
| 7/13/95 | Cincinnati | 103 | 4/20/93 | Houston | 26 |
| 7/14/95 | Cincinnati | 98 | 4/8/97 | Florida | 29 |
| 7/30/99 | New York-N.L. | 98 | 4/8/03 | Montreal | 32 |
| 8/1/06 | Arizona | 97 | 4/18/11 | San Diego | 34 |
| 7/20/11 | Philadelphia | 97 | 4/12/92 | St. Louis | 35 |

*Data from Baseball-Reference.com

Tom Beyers – Assistant Hitting Coordinator

FULL NAME: Thomas James Beyers

BORN: 4/9/58 in San Francisco, CA ... **RESIDENCE:** Santa Maria, CA

FAMILY: Married – Diane ... Children – Mandy, Bryan and Karly



Tom returns for his 19th season with the Cubs organization, and his fourth as assistant hitting coordinator ... previously spent two seasons as Single-A Kane County's hitting coach (2013-14) ... was Chicago's short-season hitting coordinator in 2012.

- Ⓢ Was the organization's minor league hitting coordinator in 2011, following two seasons (2009-10) as Double-A Tennessee's hitting coach.
- Ⓢ Managed the Single-A Boise Hawks to a 43-33 record in 2008, good for second place in the Northwest League East Division ... on August 30, 2008, captured his 500th win as a minor league manager ... managed three seasons in Boise (2004, 2007-08) ... named Northwest League Manager of the Year in 2004 after leading Boise to the league title.
- Ⓢ Was a hitting coach in Chicago's system from 2000-03, 2005-06.
- Ⓢ Joined the Cubs organization as hitting coach at Single-A Eugene in 2000 after spending 21 seasons in the Dodgers minor league system as a player, coach and manager ... was the Dodgers minor league hitting coordinator from 1995-99.
- Ⓢ Managed in 1988-92 and 1994, spending two years at Single-A Salem, three at Single-A Bakersfield and one at Double-A San Antonio ... was the hitting coach at Triple-A Albuquerque in 1993.
- Ⓢ Was hitting coach at Rookie-League Bradenton from 1984-86 and coached at Single-A Vero Beach in 1987.
- Ⓢ Began his professional baseball career after being drafted by the Dodgers in the 15th round of the 1979 June Draft out of Cal Poly-San Luis Obispo ... the former outfielder played until 1983.

MANAGERIAL RECORD

| YEAR | TEAM | LEAGUE | W-L | PCT | STANDING |
|----------------------------|----------------|------------|----------------|-------------|----------|
| 1988 | Salem-A | Northwest | 43-33 | .566 | 2nd |
| 1989 | Salem-A | Northwest | 41-35 | .539 | 3rd |
| 1990 | Bakersfield-A | California | 80-62 | .563 | *2nd |
| 1991 | Bakersfield-A | California | 85-51 | .625 | 1st |
| 1992 | Bakersfield-A | California | 68-68 | .500 | 4th |
| 1994 | San Antonio-AA | Texas | 62-74 | .456 | 2nd |
| 2004 | Boise-A | Northwest | 42-34 | .553 | #1st |
| 2007 | Boise-A | Northwest | 37-39 | .487 | T1st |
| 2008 | Boise-A | Northwest | 43-33 | .566 | 2nd |
| MINOR LEAGUE TOTALS | | | 501-429 | .539 | |

#League Champions *Lost in League Finals

Mike Mason – Assistant Pitching Coordinator

FULL NAME: Michael P. Mason

BORN: 11/21/58 in Fairbault, MN ... **RESIDENCE:** Excelsior, MN

FAMILY: Married – Terri ... Children – Derek and Stephanie



Mike is in his fifth season as assistant pitching coordinator after spending the previous six years as Triple-A Iowa's pitching coach (2008-13) ... he boasts over 25 years of coaching experience.

- Ⓢ Prior to joining the Cubs, was the Royals minor league pitching coordinator for four seasons (2004-07).
- Ⓢ In 2004, also handled interim pitching coach duties at the major league level.
- Ⓢ Served as pitching coach for the Phillies Triple-A club, Scranton/Wilkes-Barre, in 2002-03 after serving as Kansas City's minor league pitching coordinator the previous two seasons (2000-01).
- Ⓢ From 1991-99, was a coach in the Royals system ... had stops in Appleton (1991-92), Memphis (1993-94), Springfield (1995), Lansing (1996-97) and Wichita (1998-99).
- Ⓢ Played seven big league seasons with Texas (1982-87), the Cubs (1987) and Minnesota (1988), posting a 29-39 record with a 4.53 ERA.
- Ⓢ Attended Normandale Community College in Bloomington, Minn. and Oral Roberts University.

Steve Merriman – Assistant Pitching Coordinator

FULL NAME: Steven Wayne Merriman

BORN: 7/16/67 in Detroit, MI

RESIDENCE: Wyoming, MI

FAMILY: Married – Susan ... Children – Troy, Trisha and Traci



Steve begins his first season in the Cubs organization ... most recently served as a pitching coach with Single-A Lexington in the Royals organization in 2014 ... was in the Kansas City organization from 2012-14.

- Ⓢ Has spent time with numerous major league organizations ... was a bullpen catcher and BP pitcher for the Tigers (1996-99) and an associate scout for the Rockies (2002-04) ... also was a coach in the Mets organization (2004-06) and D-backs organization (2007-09) ... served as an area scout for MLB Scouting Bureau from 2009-11 and was a Bureau Scout School Instructor in the Dominican Republic in 2010.
- Ⓢ Has served three stints as a coach with the University of Michigan, most recently as the pitching coach in 2012.
- Ⓢ Has a bachelor's of science in education from Central Michigan and a master's of education in sports administration from Wayne State (Mich.).

Jeremy Farrell – Infield Coordinator

FULL NAME: Jeremy Paul Farrell
BORN: 11/11/86 in Long Branch, NJ
RESIDENCE: Charlottesville, VA
FAMILY: Married – Bridget ... Children – Kason and Kolby

Jeremy is in his first year as the club's minor league infield coordinator ... marks his third year as a coach in the Cubs organization ... served as South Bend's hitting coach last season and in the same role with Mesa in 2016 ... became a coach following a seven-year minor league career with the Pirates (2008-12) and White Sox (2013-15).

- Ⓢ Batted .254 (579-for-2,278) with 145 doubles, nine triples, 40 home runs and 296 RBI in 654 minor league games.
- Ⓢ The former infielder was selected in the eighth round of the 2008 Draft by the Pittsburgh Pirates.
- Ⓢ Is joined in the Cubs organization by his two brothers, Luke Farrell and Shane Farrell ... Luke is a pitcher on the 40-man roster and Shane is an area scout ... he is the son of former Red Sox manager, John Farrell.



Doug Dascenzo – Minor League Outfield and Baserunning Coordinator

FULL NAME: Douglas Craig Dascenzo
BORN: 6/30/64 in Cleveland, OH ... **RESIDENCE:** Uniontown, PA
FAMILY: Married – Patricia ... Children – Zachary, Casey, Haley and Corey

Doug, who played five big league seasons with the Cubs from 1988-1992, is in his fourth year as the organization's minor league outfield and baserunning coordinator ... he holds 19 years of coaching experience following a playing career that saw him play in parts of seven seasons with the Cubs, Rangers and Padres.

- Ⓢ Spent the previous three seasons with Atlanta (2012-14), including serving as the third base coach for the major league club in 2014.
- Ⓢ Coached or instructed in the Padres farm system from 1999-2011 including managerial stints in Eugene of the Northwest League (2006), Fort Wayne of the Midwest League (2007-09) and San Antonio of the Texas League (2011).
- Ⓢ Played 14 seasons of professional baseball, including eight in the Cubs system, after being drafted by the Cubs in the 12th round of the 1985 MLB Draft.
- Ⓢ Played in 443 games with the Cubs, batting .240 with three homers and 80 RBI ... swiped 47 bags and scored 133 runs ... is a career .248 hitter with one home run in 225 games at Wrigley Field.
- Ⓢ Attended Oklahoma State University where he was an outfielder and helped lead the Cowboys to the College World Series in 1984 and 1985 ... is a member of the Cowboy Baseball Hall of Fame.



MANAGERIAL RECORD

| YEAR | TEAM | LEAGUE | W-L | PCT | STANDING |
|------|-------------|-----------|-------|------|----------|
| 2006 | Eugene | Northwest | 43-33 | .566 | 3rd |
| 2007 | Fort Wayne | Midwest | 55-84 | .396 | 13th |
| 2008 | Fort Wayne | Midwest | 71-69 | .507 | 10th |
| 2009 | Fort Wayne | Midwest | 94-46 | .671 | *1st |
| 2010 | San Antonio | Texas | 68-72 | .486 | 6th |
| 2011 | San Antonio | Texas | 94-46 | .671 | *1st |

MINOR LEAGUE TOTALS **425-350 .548**

*Defeated South Bend, two-games-to-one, in quarterfinals; Defeated Great Lakes, two-games-to-one, in semifinals; defeated Burlington, three-games-to-none in finals ... #Defeated Arkansas, three-games-to-none in finals

Dave Keller – Latin America Field Coordinator

FULL NAME: David Lloyd Keller
BORN: 9/28/59 in Fontana, CA ... **RESIDENCE:** Parker, CO
FAMILY: Married – Dana ... Children – Madison and Justin

Dave is in his 15th season with the Cubs and fourth as the club's Latin America field coordinator ... spent two seasons as manager with Single-A Daytona, taking the team to back-to-back appearances in the Florida State League championship series (2013-14) ... guided the Cubs to the Florida State League Championship in 2013, the club's sixth title ... he boasts 33 years of minor league coaching and managerial experience.

- Ⓢ Joined the Cubs in 2004 and spent the 2004-10 seasons as the minor league hitting coordinator ... handled major league staff assistant duties in 2011 and served as Triple-A Iowa's hitting coach in 2012.
- Ⓢ Was a major league staff assistant and bullpen catcher for the Cleveland Indians from 2001-03 ... served as minor league hitting coordinator for the Indians from 1999-2000.
- Ⓢ Managed in the minor leagues in the Cincinnati (1987-89), Cleveland (1990-94) and White Sox (1996) organizations ... named 1993 Carolina League Manager of the Year, when he guided Kinston.
- Ⓢ The former first baseman played professionally in the Reds system for three seasons (1982-84), batting .289 with 22 homers and 108 RBI ... was drafted by Cincinnati in the 28th round of the 1982 draft.
- Ⓢ Attended West Texas State University and played basketball for two years before transferring to the University of Northern Colorado, where he played basketball and baseball ... he graduated in 1982 with a bachelor's degree in education, and was elected into Northern Colorado's Hall of Fame in 2006.



MANAGERIAL RECORD

| YEAR | TEAM | LEAGUE | W-L | PCT | STANDING |
|------|------------|---------------|---------|------|----------|
| 1987 | Billings | Pioneer | 44-25 | .638 | 2nd |
| 1988 | Billings | Pioneer | 35-34 | .507 | 3rd |
| 1989 | Billings | Pioneer | 26-41 | .388 | 3rd |
| 1990 | Burlington | Appalachian | 35-37 | .486 | 6th |
| 1991 | Burlington | Appalachian | 40-27 | .597 | +1st |
| 1992 | Kinston | Carolina | 65-71 | .478 | 3rd/4th |
| 1993 | Kinston | Carolina | 71-67 | .514 | 1st/2nd |
| 1994 | Kinston | Carolina | 60-78 | .406 | 2nd/4th |
| 1996 | South Bend | Midwest | 54-82 | .397 | 5th |
| 2013 | Daytona | Florida State | 75-51-1 | .595 | *3rd/1st |
| 2014 | Daytona | Florida State | 67-69 | .493 | +5th/1st |

MINOR LEAGUE TOTALS **572-582-1 .496**

*Won League Championship Series ... +Lost League Championship Series

Chuck Baughman — Head Minor League Athletic Training and Performance Coordinator

FULL NAME: Charles Jon Baughman
BORN: 4/20/75 in Storm Lake, IA ... **RESIDENCE:** Surprise, AZ
FAMILY: Married — Stacey ... Children — Carson and Cash

Chuck is in his 18th year with the Cubs organization and his first season as the head minor league athletic training and performance coordinator ... previously served four seasons as assistant athletic training coordinator ... in 2015, he was appointed by Governor Doug Ducey to the Arizona Board of Athletic Training.

- Ⓢ Spent the previous eight seasons as a rehabilitation coordinator.
- Ⓢ Joined the organization as Single-A Boise's athletic trainer in 2001.
- Ⓢ Career in professional baseball began in 1999 when he was the athletic trainer for Single-A Clinton in Cincinnati's system.
- Ⓢ Active in the National Athletic Trainers Association and Board of Certification for athletic trainers.



Doug Jarrow — Strength and Conditioning Coordinator

FULL NAME: Doug Jarrow
BORN: 6/2/75 in Indianapolis, IN ... **RESIDENCE:** Gilbert, AZ
FAMILY: Married — Hilary ... Children — Wyatt and Lincoln

Doug is in his 18th season in baseball and his 11th as the Cubs strength and conditioning coordinator ... his duties include overseeing the strength and conditioning programs of all minor league affiliates.

- Ⓢ Spent five years in the Dodgers organization, including 2006-07 as the major league strength coach ... was Los Angeles' minor league strength and conditioning coordinator from 2003-05.
- Ⓢ In 1999, was a minor league strength and conditioning coach in Pittsburgh's system after breaking into baseball in the same capacity with Tampa Bay in 1998.
- Ⓢ Earned his undergraduate degree in Kinesiology at the University of Maryland in 1997 ... earned his masters in exercise science from Springfield (Mass.) College in 2004.



Jonathan Fierro — Rehab Coordinator

FULL NAME: Jonathan Robert Fierro
BORN: 7/4/87 in Chicago, Ill.
RESIDENCE: Gilbert, Ariz.

Jonathan is in his seventh year with the organization and his first as the club's rehab coordinator ... spent last season as the athletic trainer with Iowa ... previously served as the athletic trainer with Double-A Tennessee in 2016 and with the Cubs' low-A affiliate from 2013-15.

- Ⓢ Joined the Cubs in 2012 as a trainer with the Cubs Dominican Summer League team.
- Ⓢ Earned his B.S. in Kinesiology from Arizona State University in 2010 and his B.S. in Athletic Training from Grand Canyon University in 2012.



Ron Villone — Rehab Pitching Coordinator

FULL NAME: Ronald Thomas Villone
BORN: 1/16/70 in Bergenfield, NJ
RESIDENCE: Chandler, AZ
FAMILY: Married — Brooke ... Children — Sofia, Megan and Ron

Ron is in his seventh season as a coach in the Cubs organization and his third as the club's minor league rehab pitching coordinator ... he previously served as pitching coach with Rookie League Mesa (2015), following stints at Single-A Daytona (2014), Single-A Kane County (2013) and Single-A Peoria (2012).

- Ⓢ A left-handed pitcher, he played in all or part of 15 major league seasons from 1995-2009 with Seattle (1995, 2004-05), San Diego (1995-96), Milwaukee (1996-97), Cleveland (1998), Cincinnati (1999-2000), Colorado (2001), Houston (2001, 2003), Pittsburgh (2002), Florida (2005), the Yankees (2006-07), St. Louis (2008) and Washington (2009).
- Ⓢ Finished his big league career with a 61-65 record, eight saves and a 4.73 ERA (614 ER/1,168.0 IP) ... reached the postseason with Houston in 2001 and with the Yankees in 2006 and 2007.
 - ♦ Belted his lone career home run on August 15, 2003, in Cincinnati off the Reds Danny Graves ... was with Houston at the time.
 - ♦ On September 29, 2000 at St. Louis with the Reds, he earned a complete game victory, allowing just two hits and striking out 16 batters in the Reds' 8-1 triumph ... he also went 3-for-4 with a run scored at the plate.
- Ⓢ Originally selected by Seattle in the first round (14th overall) of the 1992 draft.
- Ⓢ Graduated from Bergenfield (N.J.) High School ... was a two-sport star at the University of Massachusetts, playing both baseball and football.
 - ♦ Was an All-Conference Tight End on the gridiron at UMass.
- Ⓢ Pitched for Team USA in the 1992 Olympics in Barcelona.



Josh Lifrak — Director, Mental Skills Program

FULL NAME: Joshua J. Lifrak

BORN: 5/14/72 in West Point, NY ... **RESIDENCE:** Sarasota, FL

FAMILY: Married — Keren ... Children — Adley and Micah

Josh is in his fourth season with the Cubs as the organization's director, mental skills program ... he is tasked with the development, implementation and supervision of the Cubs mental skills training program as well as managing the team members of the Mental Skill Program ... the Mental Skills Program is implemented across all levels of the organization for players, coaches, and staff.

- © Prior to joining the Cubs, he spent 10 years as the Senior Mental Conditioning Consultant for IMG Academy in Bradenton, Fla., beginning in 2004.
 - ♦ In that role, he developed and implemented mental skills training programs for athletes devoted to basketball, baseball, football, track and field, soccer and tennis.
 - ♦ Worked with the Under 17 United States National Soccer Team.
- © From 2003-13, served as a mental training consultant for various groups including University of Southern California Athletics, Florida State Athletics, Ithaca College Athletics, the New York Road Runners Foundation, Marist College Athletics and Chelsea Piers.
- © His professional career began in 2002 when he served as a research assistant for Brooklyn (N.Y.) College and a personal trainer at the Ithaca (N.Y.) College Wellness Clinic.
- © Earned his Bachelor of Arts in Sociology from the University of Rhode Island in 1994 ... he attended the School of Physical Education/Exercise Science at Brooklyn College from 1999-2002, and went on to receive his Masters of Science, Exercise Science with a concentration in Sports Psychology in 2005 from Ithaca College.



Rey Fuentes — Latin Coordinator, Mental Skills Program

FULL NAME: Reynold Joseph Fuentes

BORN: 10/19/79 in Miami, FL ... **RESIDENCE:** Orlando, FL

FAMILY: Married — Amanda ... Children — Calvin James and Tyler Joseph

Rey is in his sixth season with the organization and fourth as Latin coordinator, mental skills program, following two years as cultural programs coordinator ... in this role, he oversees all mental skills programs for the Cubs Latin American players.

- © Prior to joining the Cubs, he coached and taught physical education in the Orlando area ... he also coached collegiately for six years at Barry University and one year at the University of Miami.
- © Graduated from Barry University in Miami Shores, Fla., in 2002 with a degree in Exceptional Student Education.



Darnell McDonald — Mental Skills Program Coordinator

FULL NAME: Darnell Tyrone McDonald

BORN: 11/17/78 in Fort Collins, CO ... **RESIDENCE:** Phoenix, AZ

FAMILY: Single

Darnell is in his fourth season as the organization's mental skills program coordinator, working with players throughout all levels of the farm system ... he played with the Cubs in 2013, batting .302 (16-for-53) in 25 games.

- © In 2014, he served as a Cubs baseball operations assistant in his first season after retiring from baseball.
- © Played in parts of seven major league seasons with the Orioles (2004), Twins (2007), Reds (2009), Red Sox (2010-12), Yankees (2012) and Cubs (2013).
- © Was originally selected by Baltimore in the first round of the 1997 Draft out of Cherry Creek (Colo.) High School.



John Baker — Mental Skills Coordinator

FULL NAME: John David Baker

BORN: 1/20/81 in Alameda, CA ... **RESIDENCE:** Gilbert, AZ

FAMILY: Married — Meghan ... Brooklyn and Fiona

John was promoted to mental skills coordinator after joining the Cubs front office in November of 2015 as a baseball operations assistant ... played seven years with Florida (2008-11), San Diego (2012-13) and the Cubs (2014) ... spent his final season on the field with Seattle's Triple-A team, the Tacoma Rainiers, in 2015.

- © Recorded a .247 career batting average (266-for-1,076) with 14 homers and 120 RBI in 359 major league games ... on July 29, 2014, was the winning pitcher (1.0 IP) and scored the winning run in the longest game (by time) in Wrigley Field history, a 4-3 Cubs win in 16 innings.
- © Owned a .269 average (648-for-2,410) with 50 homers and 346 RBI in 708 career minor league games.
- © Attended the University of California, Berkeley, and was an All-Pac 10 selection as a junior in 2002, hitting a conference-leading .383.
- © Graduated from Arizona State in May of 2017 ... graduated from De La Salle High School in Concord, Calif., in 1999.
- © Practices and competes in Martial Arts in his spare time ... is a blue belt in Brazilian Jiu-jitsu under professor Gustavo Dantas of Tempe, Arizona.



IOWA CUBS (AAA)

LEAGUE: Pacific Coast League (American Northern Division)

CLUB INFORMATION: Principal Park, 1 Line Drive, Des Moines, IA 50309 ... (515) 243-6111 ... www.iowacubs.com ... @IowaCubs

PRESIDENT/GENERAL MANAGER: Sam Bernabe ... **MEDIA CONTACT:** Shelby Cravens

FIRST YEAR AS CUBS AFFILIATE: 1981

Marty Pevey – Manager

FULL NAME: Marty Pevey

BORN: 2/25/61 in Savannah, GA

RESIDENCE: Acworth, GA

FAMILY: Married – Trini ... Children – Tucker and Ashtin



Marty is in his sixth season as Triple-A Iowa's manager and his 10th year with the Cubs ... was the organization's minor league catching coordinator from 2010-12 after managing Single-A Peoria in 2009 ... brings 13 years of playing experience and 15 seasons as a manager to the position.

Ⓢ Was named the 2009 Midwest League Co-Manager of the Year after leading Peoria to the Western Division semifinals and an 81-57 record, including a 43-26 mark in the second half – the 43 wins in the second half matched the franchise mark, done in 2002.

Ⓢ Named the first base coach for the Toronto Blue Jays, October 18, 2005 ... named third base coach September 30, 2007 through 2008.

Ⓢ Named EL Manager of the Year for Double-A New Haven in 2003.

Ⓢ Returned to the managing ranks with Dunedin in 2000 and was named Florida State League Manager of the Year.

Ⓢ Was Toronto's bullpen coach in 1999.

Ⓢ Began his coaching career with Single-A Dunedin in 1996 ... later managed the Rookie-League Medicine Hat Blue Jays (1996-97) and the Single-A Hagerstown Suns (1998) ... led the Suns to the South Atlantic League semifinals and earned Manager of the Year honors.

Ⓢ Played for six organizations in 13 minor league seasons after being drafted by Minnesota in the 19th round of the 1982 draft ... the former catcher made his major league debut for Montreal May 16, 1989 vs. San Diego ... hit .220 (9-for-41) with in 13 major league contests.

Ⓢ Was a career .286 batter with 42 home runs and 374 RBI in 942 minor league games from 1982-95.

Ⓢ Was a 1979 graduate of Windsor Forest High School in Savannah, Ga. ... attended Georgia Southern University where he was selected All-Conference all three seasons ... is a member of the Georgia Southern Hall of Fame (1995) and the Greater Savannah Hall of Fame (2004).

Ⓢ Has been married for 27 years to his wife, Trini ... they have two kids, Tucker, 21, and Ashtin, 19.

MANAGERIAL RECORD

| YEAR | TEAM | LEAGUE | W-L | PCT | STANDING |
|------|----------------|----------------|-------|------|----------|
| 1996 | Medicine Hat-R | Pioneer | 22-50 | .306 | 4th/4th |
| 1997 | Medicine Hat-R | Pioneer | 26-46 | .361 | 2nd/4th |
| 1998 | Hagerstown-A | South Atlantic | 81-60 | .574 | 1st/2nd |
| 2000 | Dunedin-A | Florida State | 84-54 | .609 | +1st/2nd |
| 2001 | Dunedin-A | Florida State | 71-64 | .526 | 2nd/2nd |
| 2002 | Dunedin-A | Florida State | 63-72 | .467 | 5th/5th |
| 2003 | New Haven-AA | Eastern | 79-63 | .556 | +1st |
| 2004 | Syracuse-AAA | International | 66-78 | .458 | T5th |
| 2005 | Syracuse-AAA | International | 71-73 | .493 | 4th |
| 2009 | Peoria-A | Midwest | 81-57 | .587 | *4th/1st |
| 2013 | Iowa-AAA | Pacific Coast | 66-78 | .458 | 3rd |
| 2014 | Iowa-AAA | Pacific Coast | 74-70 | .514 | T2nd |
| 2015 | Iowa-AAA | Pacific Coast | 80-64 | .556 | T2nd |
| 2016 | Iowa-AAA | Pacific Coast | 67-76 | .469 | 3rd |
| 2017 | Iowa-AAA | Pacific Coast | 67-72 | .482 | 4th |

MINOR LEAGUE TOTALS 998-977 .505

*Lost League Championship Series ... *Lost Western Division Semifinal Round vs. Cedar Rapids

Rod Nichols – Pitching Coach

FULL NAME: Rodney Lea Nichols

BORN: 12/29/64 in Burlington, LA

RESIDENCE: Helena, MT

FAMILY: Married – Sharon ... Children – Katelyn, Christopher and Kellea



Rod returns for his third season as Triple-A Iowa's pitching coach ... previously served as the Philadelphia Phillies major league bullpen coach for three seasons, his first major league coaching position.

Ⓢ Spent eight seasons as the Phillies' Triple-A pitching coach with three different affiliates: Scranton/Wilkes-Barre (2005-06), Ottawa (2007) and Lehigh Valley (2008-12) ... began his coaching career with the Phillies in 2000 and served as the pitching coach for Single-A Piedmont, Single-A Lakewood (2001) and Single-A Reading (2002-04).

Ⓢ Was selected by Cleveland in the fifth round of the 1985 Draft ... appeared in seven big league seasons with Cleveland (1988-92), Los Angeles-N.L. (1993) and Atlanta (1995), going 11-31 with a 4.43 ERA (203 ER/412.2 IP) in 100 games (48 starts).

Desi Wilson – Hitting Coach

FULL NAME: Desi Bernard Wilson

BORN: 5/9/68 in Glen Cove, NY

RESIDENCE: Indianapolis, IN

FAMILY: Single ... Children – Tayah, Desi Jr. and Eli



Desi is in his 11th season in the Cubs organization and his second as hitting coach with Iowa ... served the previous four seasons as Double-A Tennessee's hitting coach (2013-16) ... held similar positions with Single-A Boise in 2008-09 and 2011, Rookie-League Mesa in 2010 and Single-A Daytona in 2012.

Ⓢ Appeared in 41 games for the San Francisco Giants in 1996, hitting .271 with two home runs and 12 RBI.

Ⓢ Produced a .307 career minor league batting average in 10 seasons and 1,043 games with five organizations (Texas, San Francisco, Arizona, the White Sox and Montreal).

Ⓢ Originally drafted by Boston in the 15th round of the 1987 draft, but did not sign ... selected by Houston in the 87th round of the 1989 draft, but did not sign ... signed with Texas after he was chosen in the 30th round of the 1991 draft.

Chris Valaika — Hitting Coach

FULL NAME: Christopher Andrew Valaika

BORN: 8/14/85 in Santa Monica, CA

RESIDENCE: Redwood City, CA



Chris begins his first season as a coach with Triple-A Iowa ... coached with rookie league Mesa last season.

- © Had a 10-year professional career, including parts of four seasons in the majors with Cincinnati (2010-11), Miami (2013) and the Cubs (2014) ... batted a combined .238 (59-for-248) with five homers in 99 major league games.
- © Appeared in 106 games with Triple-A Iowa in 2015, his final professional season.
- © Attended the University of California at Santa Barbara and was drafted by the Reds in the third round of the 2006 Draft.

Ed Halbur — Athletic Trainer

FULL NAME: Ed Halbur

BORN: 8/8/72 in Denison, IA

RESIDENCE: Des Moines, IA

FAMILY: Married — Sara ... Children — Addison and Gabriel



Ed returns to Iowa after serving 13 seasons as assistant athletic trainer with the major league club ... previously served two seasons with Iowa from 2003-04, his first two seasons in the Cubs organization.

- © Before joining the Cubs, he spent the 1999-2002 seasons as an athletic trainer in the Detroit Tigers organization ... worked for both Single-A Oneonta and Double-A Erie ... in 2001, he served as the athletic trainer for the Escogido Leones in the Dominican Winter League.
- © Is a certified/licensed member of the National Athletic Trainers' Association (NATA) and is a member of the Professional Baseball Athletic Trainers Society (PBATS) ... awarded the PBATS Presidents Distinguished Service Award at the 2016 Winter Meetings.
- © Joined the Director of Athletic Training, Mark O'Neal, in being named the 2008 Major League Athletic Training Staff of the Year at the annual Baseball Winter Meetings in Las Vegas, Nev.
- © Graduated from the University of Nevada-Las Vegas with a bachelor of science degree in athletic training.
- © Earned a master's degree from the University of Nebraska Omaha in physical education and coaching.
- © Served as a graduate assistant at Creighton University and as an athletic trainer for football, baseball and soccer while in college ... served as a host athletic trainer for the College World Series.

Mike McNulty — Assistant Athletic Trainer

FULL NAME: Michael Brendan McNulty

BORN: 9/1/88 in Chicago, IL

RESIDENCE: Tempe, AZ



Mike is in his fifth year as a trainer in the Cubs organization and his first with Triple-A Iowa ... previously served as athletic trainer with Double-A Tennessee (2017), Single-A South Bend (2016), Single-A Eugene (2015) and Rookie League Mesa (2014).

- © Previously served as a trainer with the University of Kentucky and the River City Rascals of the independent Frontier League.
- © Graduated with a B.S. in Athletic Training from Illinois State University and a M.S. in Athletic Training from the University of Kentucky ... is a certified strength and conditioning specialist.

Ryan Clausen — Strength and Conditioning Coach

FULL NAME: Ryan Clausen

BORN: 4/20/89 in Iowa City, IA

RESIDENCE: Clinton, IA

FAMILY: Married — Meghan



Ryan is in his ninth year with the Cubs and his fifth as Triple-A Iowa's strength and conditioning coach ... he held the same responsibilities with Double-A Tennessee in 2013, Short-A Boise in 2012 and Rookie League Mesa in 2010-11.

- © Earned his Bachelor's in Kinesiology with a concentration in exercise science in 2011 from Cornell College in Mount Vernon, Iowa.
- © Certified strength and conditioning coach through National Strength and Conditioning Association.
- © Likes to spend his free time with his wife, Meghan, and their dog, Gryffindor.

CONSECUTIVE GAME STREAKS

A consecutive-game playing streak shall be extended if a player plays one-half inning on defense, or if he completes a time at-bat by reaching base or being put out. A pinch-running appearance does not extend a streak. If a player is ejected from a game by an umpire before he can comply with the requirements of this rule, his streak shall continue.

A consecutive-game hitting streak shall not be terminated if all a player's plate appearances result in a base on balls, hit batsman, defensive interference or sacrifice bunt. The streak shall end if the player has a sacrifice fly and no hit.

Iowa Cubs (AAA) – 2017 Recap and Statistics

OVERALL RECORD: 67-72, 4th, -14.0

MANAGER: Marty Pevey

PACIFIC COAST LEAGUE MID-SEASON ALL-STAR (*Starter): RHP Matt Carasiti, C Victor Caratini, RHP Seth Frankoff

PACIFIC COAST LEAGUE PLAYER/PITCHER OF THE WEEK WINNERS:

Ken-Ho Tseng (July 17-23)

| BATTERS | AVG | G | AB | R | H | TB | 2B | 3B | HR | RBI | SH | SF | HP | BB | IBB | SO | SB | CS | GDP | E | SLG | OBP |
|-----------------|-------------|------------|-------------|------------|-------------|-------------|------------|-----------|------------|------------|-----------|-----------|-----------|------------|-----------|-------------|------------|-----------|------------|------------|-------------|-------------|
| Andreoli, J | .244 | 119 | 430 | 81 | 105 | 187 | 24 | 8 | 14 | 49 | 5 | 1 | 4 | 65 | 1 | 138 | 26 | 10 | 3 | 4 | .435 | .348 |
| Brockmeyer, C | .444 | 2 | 9 | 3 | 4 | 9 | 2 | 0 | 1 | 2 | 1 | 1 | 0 | 0 | 0 | 1 | 0 | 0 | 0 | 0 | 1.000 | .400 |
| Bruno, S | .265 | 96 | 219 | 28 | 58 | 95 | 10 | 0 | 9 | 37 | 2 | 4 | 11 | 7 | 0 | 43 | 7 | 0 | 5 | 5 | .434 | .315 |
| # Candelario, J | .266 | 81 | 286 | 39 | 76 | 145 | 27 | 3 | 12 | 52 | 0 | 1 | 2 | 41 | 1 | 72 | 0 | 0 | 4 | 5 | .507 | .361 |
| # Caratini, V | .342 | 83 | 292 | 50 | 100 | 163 | 27 | 3 | 10 | 61 | 0 | 6 | 1 | 27 | 3 | 48 | 1 | 0 | 12 | 6 | .558 | .393 |
| Davis, T | .297 | 102 | 357 | 41 | 106 | 153 | 27 | 1 | 6 | 62 | 3 | 8 | 1 | 37 | 0 | 45 | 0 | 3 | 14 | 4 | .429 | .357 |
| Dominguez, C | .284 | 102 | 359 | 58 | 102 | 159 | 22 | 1 | 11 | 45 | 0 | 1 | 10 | 11 | 0 | 102 | 12 | 2 | 10 | 15 | .443 | .323 |
| * Freeman, M | .273 | 23 | 77 | 10 | 21 | 30 | 3 | 0 | 2 | 6 | 1 | 1 | 2 | 7 | 1 | 19 | 3 | 0 | 0 | 0 | .390 | .345 |
| Glaesmann, T | .175 | 24 | 63 | 6 | 11 | 15 | 1 | 0 | 1 | 4 | 0 | 0 | 2 | 3 | 1 | 25 | 1 | 0 | 0 | 3 | .238 | .235 |
| * Hannemann, J | .265 | 80 | 287 | 40 | 76 | 116 | 23 | 1 | 5 | 26 | 4 | 4 | 3 | 24 | 0 | 69 | 23 | 3 | 6 | 0 | .404 | .324 |
| # Happ, I | .298 | 26 | 104 | 21 | 31 | 64 | 6 | 0 | 9 | 25 | 0 | 1 | 0 | 11 | 1 | 27 | 2 | 1 | 0 | 5 | .615 | .362 |
| * La Stella, T | .218 | 33 | 110 | 14 | 24 | 29 | 2 | 0 | 1 | 6 | 0 | 1 | 0 | 10 | 0 | 22 | 0 | 1 | 1 | 5 | .264 | .281 |
| Martinez, O | .222 | 46 | 144 | 11 | 32 | 37 | 2 | 0 | 1 | 10 | 2 | 1 | 0 | 7 | 1 | 28 | 3 | 0 | 4 | 4 | .257 | .257 |
| * Rademacher, B | .294 | 107 | 289 | 38 | 85 | 126 | 16 | 2 | 7 | 46 | 1 | 1 | 2 | 36 | 2 | 64 | 3 | 2 | 6 | 4 | .436 | .375 |
| Russell, A | .333 | 1 | 3 | 0 | 1 | 2 | 1 | 0 | 0 | 0 | 0 | 0 | 0 | 0 | 0 | 1 | 0 | 0 | 0 | 0 | .667 | .333 |
| * Schwarber, K | .343 | 11 | 35 | 9 | 12 | 25 | 1 | 0 | 4 | 9 | 0 | 0 | 1 | 8 | 1 | 12 | 0 | 0 | 1 | 0 | .714 | .477 |
| Solis, A | .253 | 58 | 158 | 18 | 40 | 62 | 13 | 0 | 3 | 19 | 0 | 0 | 2 | 8 | 0 | 48 | 1 | 0 | 10 | 2 | .392 | .298 |
| Soto, E | .238 | 81 | 244 | 28 | 58 | 83 | 15 | 2 | 2 | 29 | 7 | 5 | 1 | 26 | 4 | 49 | 5 | 2 | 5 | 12 | .340 | .308 |
| # Weeks, J | .235 | 63 | 226 | 31 | 53 | 81 | 18 | 2 | 2 | 24 | 3 | 2 | 0 | 28 | 0 | 32 | 4 | 0 | 5 | 5 | .358 | .316 |
| Young, C | .256 | 120 | 425 | 56 | 109 | 132 | 20 | 0 | 1 | 33 | 6 | 7 | 4 | 33 | 0 | 70 | 7 | 6 | 15 | 11 | .311 | .311 |
| Zagunis, M | .267 | 97 | 330 | 59 | 88 | 150 | 21 | 1 | 13 | 55 | 0 | 1 | 7 | 70 | 0 | 93 | 4 | 3 | 8 | 3 | .455 | .404 |
| TOTALS | .264 | 139 | 4606 | 649 | 1216 | 1893 | 287 | 24 | 114 | 612 | 50 | 46 | 54 | 464 | 16 | 1066 | 102 | 33 | 112 | 107 | .411 | .335 |

| PITCHERS | W-L | ERA | G | GS | CG | GF | SHO | SV | IP | H | R | ER | HR | HB | BB | IBB | SO | WP | BK | WHIP |
|------------------|--------------|-------------|------------|------------|----------|------------|-----------|-----------|---------------|-------------|------------|------------|------------|-----------|------------|-----------|-------------|-----------|----------|-------------|
| Acevedo, A | 2-0 | 3.75 | 8 | 0 | 0 | 1 | 0 | 0 | 12.0 | 14 | 5 | 5 | 0 | 1 | 5 | 0 | 7 | 1 | 1 | 1.58 |
| Berg, D | 2-0 | 0.90 | 7 | 0 | 0 | 1 | 0 | 0 | 10.0 | 13 | 1 | 1 | 0 | 1 | 1 | 0 | 3 | 0 | 0 | 1.40 |
| Brooks, A | 8-9 | 6.20 | 24 | 24 | 0 | 0 | 0 | 0 | 138.0 | 181 | 102 | 95 | 27 | 2 | 28 | 1 | 105 | 4 | 0 | 1.51 |
| Bruno, S | 0-0 | 6.75 | 1 | 0 | 0 | 0 | 0 | 0 | 1.1 | 4 | 1 | 1 | 1 | 0 | 0 | 0 | 0 | 0 | 0 | 3.00 |
| Buchanan, J | 2-2 | 4.75 | 8 | 8 | 0 | 0 | 0 | 0 | 41.2 | 49 | 26 | 22 | 5 | 2 | 19 | 2 | 29 | 1 | 0 | 1.63 |
| Butler, E | 2-0 | 2.17 | 8 | 8 | 0 | 0 | 0 | 0 | 45.2 | 49 | 12 | 11 | 1 | 2 | 12 | 0 | 30 | 1 | 0 | 1.34 |
| Carasiti, M | 0-2 | 4.66 | 19 | 0 | 0 | 17 | 0 | 8 | 19.1 | 18 | 10 | 10 | 1 | 0 | 10 | 0 | 25 | 1 | 0 | 1.45 |
| Carroll, S | 2-1 | 3.68 | 4 | 4 | 0 | 0 | 0 | 0 | 22.0 | 25 | 11 | 9 | 4 | 1 | 8 | 0 | 16 | 0 | 0 | 1.50 |
| Davis, T | 0-0 | 0.00 | 1 | 0 | 0 | 1 | 0 | 0 | 0.1 | 0 | 0 | 0 | 0 | 0 | 0 | 0 | 0 | 0 | 0 | 0.00 |
| * Detwiler, R | 0-1 | 9.00 | 5 | 0 | 0 | 0 | 0 | 0 | 9.0 | 14 | 9 | 9 | 3 | 1 | 7 | 0 | 10 | 0 | 0 | 2.33 |
| Dominguez, C | 0-0 | 0.00 | 1 | 0 | 0 | 1 | 0 | 0 | 0.1 | 0 | 0 | 0 | 0 | 0 | 0 | 0 | 0 | 0 | 0 | 0.00 |
| * Duensing, B | 0-0 | 0.00 | 2 | 0 | 0 | 0 | 0 | 0 | 3.0 | 1 | 0 | 0 | 0 | 0 | 0 | 0 | 5 | 0 | 0 | 0.33 |
| Floro, D | 3-2 | 3.88 | 25 | 2 | 0 | 8 | 0 | 1 | 48.2 | 54 | 28 | 21 | 9 | 1 | 8 | 0 | 26 | 0 | 0 | 1.27 |
| Frankoff, S | 2-8 | 4.40 | 24 | 21 | 0 | 0 | 0 | 0 | 116.2 | 102 | 61 | 57 | 18 | 8 | 47 | 0 | 119 | 10 | 1 | 1.28 |
| Garner, D | 2-1 | 4.73 | 9 | 0 | 0 | 2 | 0 | 2 | 13.1 | 17 | 8 | 7 | 3 | 1 | 8 | 0 | 14 | 0 | 2 | 1.88 |
| Grimm, J | 0-1 | 3.86 | 10 | 0 | 0 | 4 | 0 | 3 | 11.2 | 10 | 5 | 5 | 2 | 0 | 5 | 0 | 18 | 0 | 0 | 1.29 |
| Hancock, J | 1-2 | 4.50 | 17 | 0 | 0 | 7 | 0 | 1 | 22.0 | 25 | 11 | 11 | 2 | 1 | 11 | 1 | 24 | 5 | 0 | 1.64 |
| Hedges, Z | 0-3 | 11.94 | 4 | 4 | 0 | 0 | 0 | 0 | 17.1 | 36 | 23 | 23 | 2 | 0 | 10 | 2 | 5 | 0 | 0 | 2.65 |
| Johnson, P | 3-2 | 4.31 | 43 | 1 | 0 | 25 | 0 | 9 | 54.1 | 52 | 26 | 26 | 3 | 4 | 27 | 1 | 74 | 4 | 0 | 1.45 |
| Kelly, C | 5-2 | 4.65 | 12 | 11 | 1 | 1 | 1 | 1 | 60.0 | 72 | 33 | 31 | 9 | 4 | 23 | 2 | 43 | 3 | 1 | 1.58 |
| * Leathersich, J | 2-4 | 2.84 | 41 | 0 | 0 | 12 | 0 | 1 | 44.1 | 25 | 19 | 14 | 3 | 5 | 28 | 2 | 72 | 2 | 0 | 1.20 |
| Maples, D | 1-2 | 1.96 | 17 | 0 | 0 | 8 | 0 | 4 | 18.1 | 12 | 7 | 4 | 1 | 4 | 11 | 0 | 28 | 1 | 0 | 1.25 |
| Markey, B | 0-1 | 2.04 | 6 | 1 | 0 | 1 | 0 | 0 | 17.2 | 14 | 6 | 4 | 3 | 1 | 1 | 0 | 14 | 0 | 0 | 0.85 |
| Mejia, M | 2-0 | 6.55 | 14 | 0 | 0 | 2 | 0 | 0 | 22.0 | 25 | 17 | 16 | 4 | 3 | 11 | 2 | 11 | 1 | 1 | 1.64 |
| Mills, A | 2-0 | 3.21 | 3 | 3 | 0 | 0 | 0 | 0 | 14.0 | 12 | 9 | 5 | 0 | 0 | 3 | 1 | 7 | 0 | 1 | 1.07 |
| Mullee, C | 1-0 | 7.36 | 13 | 0 | 0 | 3 | 0 | 0 | 18.1 | 16 | 15 | 15 | 1 | 1 | 5 | 0 | 13 | 1 | 0 | 1.15 |
| Paniagua, J | 0-3 | 5.65 | 11 | 4 | 0 | 4 | 0 | 0 | 28.2 | 38 | 19 | 18 | 2 | 1 | 18 | 0 | 20 | 3 | 0 | 1.95 |
| * Parra, M | 0-1 | 14.09 | 11 | 0 | 0 | 5 | 0 | 1 | 7.2 | 16 | 14 | 12 | 1 | 0 | 7 | 1 | 6 | 0 | 0 | 3.00 |
| Pena, F | 2-1 | 5.54 | 24 | 0 | 0 | 8 | 0 | 6 | 39.0 | 42 | 24 | 24 | 6 | 4 | 14 | 3 | 46 | 1 | 0 | 1.44 |
| Perakslis, S | 0-1 | 3.43 | 8 | 3 | 0 | 2 | 0 | 0 | 21.0 | 19 | 8 | 8 | 1 | 0 | 10 | 0 | 23 | 1 | 0 | 1.38 |
| Perez, W | 7-10 | 5.01 | 23 | 23 | 1 | 0 | 1 | 0 | 120.1 | 122 | 74 | 67 | 8 | 7 | 51 | 1 | 102 | 5 | 0 | 1.44 |
| Rodriguez, F | 1-0 | 3.09 | 9 | 0 | 0 | 5 | 0 | 1 | 11.2 | 9 | 5 | 4 | 2 | 0 | 1 | 0 | 13 | 0 | 0 | 0.86 |
| * Rollins, D | 3-4 | 5.79 | 32 | 2 | 0 | 12 | 0 | 2 | 42.0 | 39 | 30 | 27 | 7 | 3 | 24 | 2 | 39 | 7 | 0 | 1.50 |
| Rosario, J | 0-0 | 18.00 | 6 | 0 | 0 | 2 | 0 | 0 | 4.0 | 7 | 8 | 8 | 3 | 0 | 7 | 0 | 1 | 2 | 0 | 3.50 |
| * Rosscup, Z | 2-2 | 2.60 | 17 | 1 | 0 | 3 | 0 | 1 | 27.2 | 21 | 9 | 8 | 3 | 2 | 8 | 0 | 39 | 0 | 0 | 1.05 |
| Swamer, M | 1-0 | 0.00 | 1 | 1 | 0 | 0 | 0 | 0 | 7.0 | 5 | 0 | 0 | 0 | 0 | 1 | 0 | 8 | 0 | 0 | 0.86 |
| * Thorpe, T | 0-0 | 0.00 | 1 | 0 | 0 | 0 | 0 | 0 | 2.0 | 1 | 0 | 0 | 0 | 0 | 0 | 0 | 1 | 1 | 0 | 0.50 |
| Tseng, J | 6-1 | 1.80 | 9 | 9 | 0 | 0 | 0 | 0 | 55.0 | 48 | 15 | 11 | 5 | 0 | 14 | 1 | 39 | 1 | 0 | 1.13 |
| Williams, R | 1-3 | 11.85 | 6 | 2 | 0 | 1 | 0 | 0 | 13.2 | 28 | 18 | 18 | 3 | 0 | 4 | 1 | 12 | 1 | 0 | 2.34 |
| * Zastrzyny, R | 2-3 | 5.94 | 14 | 7 | 0 | 1 | 0 | 1 | 47.0 | 50 | 32 | 31 | 7 | 0 | 14 | 0 | 40 | 2 | 0 | 1.36 |
| TOTALS | 67-72 | 4.75 | 139 | 139 | 2 | 137 | 10 | 42 | 1208.0 | 1285 | 701 | 637 | 150 | 60 | 461 | 23 | 1087 | 59 | 7 | 1.45 |

*Left-handed Batter/Pitcher ... #Switch-hitter

TENNESSEE SMOKIES (AA)

LEAGUE: Southern League (North Division)

CLUB INFORMATION: Smokies Park, 3540 Line Drive, Kodak, TN 37764 ... (865) 286-2300 ... www.smokiesbaseball.com ... @smokiesbaseball

PRESIDENT/GENERAL MANAGER: Chris Allen/Tim Volk ... **MEDIA CONTACT:** Connor Pearce

FIRST YEAR AS CUBS AFFILIATE: 2007

Mark Johnson — Manager



FULL NAME: Mark Landon Johnson

BORN: 9/12/75 in Wheat Ridge, CO

RESIDENCE: Perry, GA

FAMILY: Married — Suzanne ... Children — Will and Meg

Mark is in his third season as manager with Double-A Tennessee after leading Single-A Kane County to the Midwest League title in 2014 and Single-A Myrtle Beach to the Carolina League championship in 2015 ... managed Single-A Boise in 2011-12.

- © Named the 2015 Carolina League Manager of the Year and the 2014 Midwest League Manager of the Year ... also named *Baseball America's* 2014 Minor League Manager of the Year.
- © The Pelicans in 2015 finished with the best record in the Carolina League (81-57) ... swept Wilmington in the best-of-five championship series.
- © The 2014 Kane County Cougars led the minors with 91 wins and had the highest winning percentage of any full-season team ... awarded title of Best Team in 2014 by MILB.com.
 - ♦ Captured the Midwest League Championship while going 7-0 in the playoffs.
- © In 2011, his first year as a manager, led Boise to its first playoff berth since 2006 ... led Boise to a second-straight playoff berth in 2012 after going a league-best 24-14 in the second half ... fell in the League Championship series against Vancouver.
- © Enjoyed 17 professional seasons (1994-2010) on the field, including 332 major league games with the White Sox (1998-2002), Oakland (2003), Milwaukee (2004) and St. Louis (2008) ... he played for the Cubs Triple-A Iowa affiliate in 2005 and 2009-10.
- © The former big league catcher had a career .218 batting average (204-for-934) with 37 doubles, four triples, 16 homers and 83 RBI in 332 major league games.
- © Threw out 29.4-percent (67-for-228) of baserunners attempting to steal during his major league career.
- © Played for Team USA at the 1993 World Junior Championships.
- © Attended Warner Robins High School in Warner Robins, Ga.

MANAGERIAL RECORD

| YEAR | TEAM | LEAGUE | W-L | PCT | STANDING |
|----------------------------|----------------|-----------|----------------|-------------|----------|
| 2011 | Boise-A | Northwest | 36-40 | .474 | *3rd/3rd |
| 2012 | Boise-A | Northwest | 37-39 | .487 | +3rd/1st |
| 2013 | Kane County-A | Midwest | 55-80 | .407 | 6th/8th |
| 2014 | Kane County-A | Midwest | 91-49 | .650 | #1st/1st |
| 2015 | Myrtle Beach-A | Carolina | 81-57 | .587 | ^1st/2nd |
| 2016 | Tennessee-AA | Southern | 58-81 | .417 | 5th/4th |
| 2017 | Tennessee-AA | Southern | 68-70 | .493 | 4th/4th |
| MINOR LEAGUE TOTALS | | | 426-416 | .506 | |

*Lost East Division Series ...

+Won East Division Series, Lost League Championship Series

#Midwest League Champions ... ^Carolina League Champions

Terry Clark — Pitching Coach



FULL NAME: Terry Lee Clark

BORN: 10/18/60 in Los Angeles, CA

RESIDENCE: Ontario, CA

FAMILY: Married — Melanie ... Children — Matthew and Jaclyn

Terry begins his third season in the Cubs organization as Tennessee's pitching coach ... served as the minor league pitching coordinator for the Seattle Mariners from 2014-15 ... prior to joining the Mariners, he spent four seasons as the pitching coach for the Texas Rangers' Triple-A affiliates Round Rock and Oklahoma City.

- © Served as a pitching coach for Double-A Frisco from 2006-08 ... prior to joining Frisco, he spent five seasons as a coach in the Cleveland Indians organization.
- © In 2002, guided the Double-A Akron pitching staff to an Eastern League-leading 3.09 ERA.
- © Appeared in parts of six big league seasons with the California Angels (1988-89), Houston Astros (1990, 1996), Atlanta Braves (1995), Baltimore Orioles (1995), Kansas City Royals (1996), Cleveland Indians (1997) and Texas Rangers (1997).
- © In 91 career Major League games, he went 10-23 with one save and a 5.54 ERA (143 ER/232.2 IP).
- © Originally selected by St. Louis in the 23rd round of the 1979 draft.

■ YOUNG AT HEART

The oldest player to play for the Cubs was Hoyt Wilhelm. Born in 1923, Wilhelm joined the Cubs in September 1970 — two months after his 47th birthday — and pitched in three games with the club.

The only players in their 40s to make Opening Day starts for the Cubs were first baseman Cap Anson (final season-opening start in 1895 at the age of 43), pitcher Dutch Leonard (40 in 1949) and third baseman Gary Gaetti (40 in 1999).

Jesus Feliciano – Hitting Coach

FULL NAME: Jesus Feliciano

BORN: 6/6/79 in Bayamon, Puerto Rico

RESIDENCE: Bayamon, Puerto Rico

FAMILY: Married – Tatiana Encarnacion ... Child – Danica Patricia



Jesus enters his fifth season in the Cubs organization, and first as a hitting coach with Tennessee ... spent the previous two seasons as Single-A Eugene's manager, leading the club to a title in 2016 and a runner-up finish last season ... earned Northwest League Manager of the Year honors in 2016 ... served as Single-A Boise's hitting coach in 2014 and Single-A South Bend's hitting coach in 2015.

- Ⓢ Enjoyed a 16-year pro baseball career, reaching the majors in 2010 with the Mets ... played in the following organizations: Dodgers (1998-2003), Rays (2003-04, 2012), Nationals (2005-06), Mets (2007-11) and the Mexican League (2013).
- Ⓢ Batted .231 (25-for-108) with four doubles and three RBI in 54 big league games with the Mets in 2010 during his only major league action.
- Ⓢ Played for Puerto Rico in both the 2009 and 2013 World Baseball Classic events, helping his club to a runner-up finish in 2013.
- Ⓢ The former outfielder combined to hit .282 (1,571-for-5,576) with 25 home runs and 482 RBI in 1,621 career minor league games.
- Ⓢ Was originally drafted by the Los Angeles Dodgers in the 36th round of the 1997 draft out of Bayamon, Puerto Rico.

MANAGERIAL RECORD

| YEAR | TEAM | LEAGUE | W-L | PCT | STANDING |
|------|----------|-----------|-------|------|----------|
| 2016 | Eugene-A | Northwest | 54-22 | .711 | *1st/1st |
| 2017 | Eugene-A | Northwest | 39-37 | .513 | 2nd/T2nd |

MINOR LEAGUE TOTALS

93-59 .612

*Won League Championship Series ... +Lost League Championship Series

Ben Carhart – Coach

FULL NAME: Benjamin Ronald Carhart

BORN: 1/21/90 in Dayton, OH

RESIDENCE: Mesa, AZ

FAMILY: Married – Miranda



Ben begins his second season as a coach in the Cubs organization and his first as a coach with Double-A Tennessee ... spent 2017 as an assistant coach and rehab coach with rookie league Mesa ... had a five-year playing career in the Cubs minor league system ... was drafted in the 35th round of the 2012 Draft out of Stetson University in DeLand, Fla.

- Ⓢ Combined to bat .270 with 82 doubles and 22 homers in 372 minor league games, reaching the Triple-A level in 2016.
- Ⓢ At Stetson, was named to the 2011 Atlantic Sun Academic All-Conference team after leading the team with 63 RBI.

Toby Williams – Athletic Trainer

FULL NAME: James Thomas Williams

BORN: 10/25/87 in Thailand

RESIDENCE: Mineral, VA

FAMILY: Single



Toby is in his fifth year as a trainer in the Cubs organization and his first with Double-A Tennessee ... spent the last two seasons with Single-A Myrtle Beach ... handled the same duties for rookie league Mesa in 2015 and Single-A Boise in 2014 ... honored as the Professional Baseball Athletic Trainers Society Trainer of the Year for the Carolina League in 2016 and the Arizona League in 2015.

- Ⓢ Prior to joining the Cubs, worked as an assistant athletic trainer for the Atlanta Braves Gulf Coast League team in 2013 ... was a graduate assistant athletic trainer at Auburn from 2011-13 ... in 2010 was an athletic trainer with Champion Sports Medicine in Birmingham, Ala.
- Ⓢ Graduated with a B.S. in athletic training from Samford University (Ala.) in 2010 ... earned his MEd Kinesiology from Auburn University (Ala.) in 2013.

Jason Morriss – Strength and Conditioning Coach

FULL NAME: Jason Morriss

BORN: 8/28/87 Brisbane, Australia

RESIDENCE: Mesa, AZ



Jason is in his sixth season with the Cubs and his first as Double-A Tennessee's strength and conditioning coach ... spent the last three seasons in the same role with Single-A Myrtle Beach (2015-17) following two seasons with Single-A Daytona (2013-14).

- Ⓢ Was the strength and conditioning coach with Single-A Bakersfield in the Reds organization in 2012, a year after he held the same position with the GCL Astros in 2011.
- Ⓢ Was a graduate assistant strength and conditioning coach in 2011-12 at Angelo State University in San Angelo, Texas.
- Ⓢ Earned his Bachelor's in exercise science and his masters of education in coaching and sports at Angelo State.
- Ⓢ Certified strength and conditioning coach through National Strength and Conditioning Association.

Tennessee Smokies (AA) – 2017 Recap and Statistics

OVERALL RECORD: 68-70 (36-33 first half, 32-37 second half)

MANAGER: Mark Johnson

SOUTHERN LEAGUE MID-SEASON ALL-STARS (*Starter): INF David Bote, OF Charcer Burks, RHP Trevor Clifton, C Ian Rice,
RHP Daury Torrez, RHP Jen-Ho Tseng, INF Jason Vosler

SOUTHERN LEAGUE PLAYER/PITCHER OF THE WEEK WINNERS:

Ian Rice (May 1-7), Jason Vosler (June 12-18), Yasiel Balaguert (July 31-August 6) and Charcer Burks (August 14-20)

| BATTERS | AVG | G | AB | R | H | TB | 2B | 3B | HR | RBI | SH | SF | HP | BB | IBB | SO | SB | CS | GDP | E | SLG | OBP |
|----------------|-------------|------------|-------------|------------|-------------|-------------|------------|-----------|------------|------------|-----------|-----------|-----------|------------|-----------|-------------|-----------|-----------|-----------|-----------|-------------|-------------|
| Baez, J | .217 | 81 | 276 | 38 | 60 | 106 | 14 | 1 | 10 | 27 | 2 | 2 | 3 | 26 | 0 | 59 | 7 | 5 | 3 | 4 | .384 | .290 |
| Balaguert, Y | .256 | 129 | 477 | 51 | 122 | 194 | 27 | 0 | 15 | 75 | 0 | 4 | 2 | 35 | 1 | 103 | 0 | 1 | 19 | 6 | .407 | .307 |
| Bote, D | .272 | 127 | 470 | 65 | 128 | 206 | 30 | 3 | 14 | 59 | 0 | 4 | 12 | 49 | 3 | 101 | 5 | 2 | 11 | 7 | .438 | .353 |
| Brockmeyer, C | .179 | 70 | 195 | 18 | 35 | 60 | 5 | 1 | 6 | 19 | 0 | 0 | 6 | 14 | 1 | 58 | 0 | 0 | 5 | 4 | .308 | .256 |
| Burks, C | .270 | 121 | 456 | 67 | 123 | 180 | 21 | 3 | 10 | 40 | 0 | 4 | 6 | 69 | 2 | 107 | 16 | 12 | 8 | 1 | .395 | .370 |
| # Caro, R | .143 | 22 | 35 | 1 | 5 | 6 | 1 | 0 | 0 | 1 | 0 | 0 | 1 | 5 | 0 | 7 | 1 | 1 | 0 | 0 | .171 | .268 |
| Castillo, E | .245 | 66 | 204 | 17 | 50 | 63 | 10 | 0 | 1 | 20 | 2 | 2 | 3 | 19 | 1 | 43 | 0 | 0 | 7 | 3 | .309 | .316 |
| Cornelius, K | .197 | 52 | 132 | 10 | 26 | 41 | 6 | 0 | 3 | 12 | 0 | 1 | 0 | 7 | 0 | 51 | 0 | 0 | 3 | 4 | .311 | .236 |
| * Ely, A | .259 | 97 | 282 | 39 | 73 | 100 | 14 | 2 | 3 | 25 | 10 | 3 | 2 | 42 | 4 | 59 | 1 | 4 | 7 | 4 | .355 | .356 |
| * Hannemann, J | .180 | 34 | 122 | 17 | 22 | 36 | 9 | 1 | 1 | 6 | 1 | 0 | 4 | 14 | 1 | 44 | 6 | 3 | 2 | 0 | .295 | .286 |
| Martin, T | .265 | 84 | 317 | 29 | 84 | 120 | 17 | 2 | 5 | 35 | 1 | 1 | 6 | 12 | 1 | 89 | 6 | 6 | 0 | 2 | .379 | .304 |
| Martinez, O | .292 | 15 | 48 | 5 | 14 | 21 | 4 | 0 | 1 | 2 | 0 | 0 | 0 | 3 | 0 | 2 | 0 | 0 | 2 | 1 | .438 | .333 |
| Penalver, C | .254 | 112 | 382 | 48 | 97 | 125 | 11 | 4 | 3 | 18 | 6 | 2 | 5 | 18 | 2 | 67 | 1 | 1 | 11 | 25 | .327 | .295 |
| Rice, I | .230 | 119 | 331 | 40 | 76 | 140 | 11 | 1 | 17 | 52 | 0 | 0 | 3 | 60 | 0 | 90 | 0 | 1 | 11 | 5 | .423 | .353 |
| * Spingola, D | .237 | 43 | 135 | 23 | 32 | 52 | 6 | 1 | 4 | 13 | 0 | 0 | 3 | 9 | 0 | 35 | 0 | 0 | 2 | 2 | .385 | .299 |
| * Vosler, J | .241 | 129 | 452 | 70 | 109 | 194 | 18 | 2 | 21 | 81 | 0 | 6 | 20 | 53 | 2 | 120 | 1 | 1 | 5 | 7 | .429 | .343 |
| # Zobrist, B | .500 | 2 | 6 | 2 | 3 | 3 | 0 | 0 | 0 | 0 | 0 | 0 | 0 | 2 | 0 | 0 | 0 | 0 | 0 | 0 | .500 | .625 |
| TOTALS | .244 | 138 | 4438 | 549 | 1081 | 1676 | 211 | 21 | 114 | 497 | 33 | 29 | 76 | 439 | 18 | 1088 | 44 | 37 | 98 | 91 | .378 | .320 |

| PITCHERS | W-L | ERA | G | GS | CG | GF | SHO | SV | IP | H | R | ER | HR | HB | BB | IBB | SO | WP | BK | WHIP |
|------------------|--------------|-------------|------------|------------|----------|------------|----------|-----------|---------------|-------------|------------|------------|-----------|-----------|------------|----------|------------|-----------|----------|-------------|
| Acevedo, A | 1-0 | 0.00 | 12 | 0 | 0 | 11 | 0 | 3 | 15.0 | 9 | 0 | 0 | 0 | 0 | 5 | 0 | 6 | 0 | 0 | 0.93 |
| Alzolay, A | 0-3 | 3.03 | 7 | 7 | 0 | 0 | 0 | 0 | 32.2 | 27 | 12 | 11 | 0 | 2 | 12 | 0 | 30 | 0 | 1 | 1.19 |
| * Anderson, P | 2-2 | 4.61 | 6 | 5 | 0 | 0 | 0 | 0 | 27.1 | 34 | 17 | 14 | 2 | 1 | 9 | 0 | 15 | 3 | 0 | 1.57 |
| Araujo, B | 0-0 | 0.00 | 1 | 0 | 0 | 0 | 0 | 0 | 2.0 | 1 | 0 | 0 | 0 | 0 | 1 | 0 | 4 | 0 | 0 | 1.00 |
| Berg, D | 1-1 | 5.11 | 11 | 0 | 0 | 4 | 0 | 0 | 12.1 | 17 | 8 | 7 | 2 | 0 | 3 | 0 | 7 | 1 | 0 | 1.62 |
| Bloomquist, C | 1-0 | 3.75 | 2 | 2 | 0 | 0 | 0 | 0 | 12.0 | 16 | 5 | 5 | 1 | 1 | 2 | 0 | 6 | 0 | 0 | 1.50 |
| Brockmeyer, C | 0-0 | 0.00 | 2 | 0 | 0 | 1 | 0 | 0 | 2.0 | 1 | 0 | 0 | 0 | 0 | 0 | 0 | 2 | 0 | 0 | 0.50 |
| Brooks, C | 0-1 | 4.46 | 33 | 0 | 0 | 14 | 0 | 7 | 40.1 | 30 | 22 | 20 | 1 | 3 | 29 | 1 | 58 | 6 | 1 | 1.46 |
| Clifton, T | 5-8 | 5.20 | 21 | 21 | 0 | 0 | 0 | 0 | 100.1 | 112 | 61 | 58 | 8 | 9 | 45 | 0 | 86 | 10 | 0 | 1.56 |
| * Concepcion, G | 1-0 | 5.87 | 7 | 0 | 0 | 3 | 0 | 0 | 7.2 | 9 | 5 | 5 | 2 | 1 | 5 | 0 | 5 | 0 | 0 | 1.83 |
| Corcino, D | 0-1 | 8.68 | 5 | 2 | 0 | 1 | 0 | 0 | 9.1 | 6 | 9 | 9 | 2 | 1 | 9 | 0 | 11 | 0 | 0 | 1.61 |
| Garner, D | 2-2 | 2.61 | 26 | 0 | 0 | 15 | 0 | 1 | 31.0 | 23 | 10 | 9 | 3 | 2 | 17 | 0 | 37 | 3 | 3 | 1.29 |
| Hancock, J | 1-2 | 4.41 | 16 | 0 | 0 | 8 | 0 | 3 | 16.1 | 19 | 12 | 8 | 0 | 0 | 8 | 1 | 16 | 1 | 0 | 1.65 |
| Hedges, Z | 9-9 | 3.49 | 22 | 22 | 2 | 0 | 1 | 0 | 129.0 | 143 | 61 | 50 | 11 | 3 | 30 | 1 | 71 | 4 | 1 | 1.34 |
| Hendricks, K | 0-0 | 1.08 | 2 | 2 | 0 | 0 | 0 | 0 | 8.1 | 2 | 1 | 1 | 0 | 0 | 1 | 0 | 5 | 0 | 0 | 0.36 |
| Maples, D | 1-1 | 3.29 | 14 | 0 | 0 | 12 | 0 | 6 | 13.2 | 11 | 5 | 5 | 0 | 1 | 11 | 0 | 28 | 2 | 0 | 1.61 |
| Markey, B | 2-1 | 3.08 | 34 | 2 | 0 | 5 | 0 | 1 | 61.1 | 62 | 23 | 21 | 6 | 4 | 13 | 1 | 59 | 2 | 0 | 1.22 |
| McNeil, R | 1-3 | 5.79 | 28 | 0 | 0 | 16 | 0 | 3 | 28.0 | 29 | 23 | 18 | 3 | 3 | 20 | 0 | 32 | 3 | 0 | 1.75 |
| Medina, J | 0-0 | 11.57 | 7 | 0 | 0 | 3 | 0 | 0 | 7.0 | 5 | 9 | 9 | 0 | 1 | 9 | 0 | 5 | 3 | 0 | 2.00 |
| Morrison, P | 1-10 | 5.51 | 28 | 19 | 1 | 5 | 0 | 0 | 119.1 | 129 | 78 | 73 | 14 | 9 | 38 | 1 | 86 | 3 | 1 | 1.40 |
| Norwood, J | 1-3 | 5.30 | 14 | 0 | 0 | 5 | 0 | 1 | 18.2 | 22 | 11 | 11 | 1 | 0 | 9 | 0 | 19 | 3 | 0 | 1.66 |
| * Nunn, C | 0-1 | 4.76 | 4 | 4 | 0 | 0 | 0 | 0 | 17.0 | 13 | 9 | 9 | 1 | 3 | 10 | 0 | 14 | 2 | 0 | 1.35 |
| Penalver, C | 0-0 | 0.00 | 1 | 0 | 0 | 1 | 0 | 0 | 1.0 | 1 | 0 | 0 | 0 | 0 | 1 | 0 | 0 | 1 | 0 | 2.00 |
| Perakslis, S | 5-2 | 3.10 | 26 | 3 | 0 | 8 | 0 | 1 | 52.1 | 46 | 18 | 18 | 2 | 0 | 13 | 0 | 54 | 2 | 0 | 1.13 |
| Pugliese, J | 7-2 | 1.84 | 40 | 7 | 0 | 5 | 0 | 1 | 78.1 | 56 | 17 | 16 | 5 | 2 | 33 | 0 | 48 | 1 | 0 | 1.14 |
| Rosario, J | 0-1 | 2.00 | 6 | 0 | 0 | 3 | 0 | 0 | 9.0 | 6 | 2 | 2 | 0 | 0 | 4 | 0 | 7 | 2 | 0 | 1.11 |
| Stinnett, J | 0-1 | 0.61 | 9 | 0 | 0 | 3 | 0 | 0 | 14.2 | 6 | 1 | 1 | 0 | 2 | 6 | 0 | 14 | 0 | 0 | 0.82 |
| Swarmer, M | 0-2 | 13.00 | 2 | 2 | 0 | 0 | 0 | 0 | 9.0 | 19 | 16 | 13 | 2 | 0 | 4 | 0 | 8 | 0 | 0 | 2.56 |
| * Thorpe, T | 1-0 | 0.00 | 4 | 0 | 0 | 2 | 0 | 0 | 6.2 | 2 | 0 | 0 | 0 | 0 | 1 | 0 | 4 | 0 | 0 | 0.45 |
| Torrez, D | 6-4 | 1.40 | 43 | 1 | 0 | 9 | 0 | 1 | 77.1 | 58 | 17 | 12 | 6 | 3 | 13 | 2 | 56 | 1 | 0 | 0.92 |
| Tseng, J | 7-3 | 2.99 | 15 | 15 | 0 | 0 | 0 | 0 | 90.1 | 79 | 38 | 30 | 7 | 6 | 24 | 0 | 83 | 5 | 1 | 1.14 |
| Underwood Jr., D | 13-7 | 4.43 | 25 | 24 | 0 | 1 | 0 | 0 | 138.0 | 130 | 75 | 68 | 13 | 9 | 50 | 0 | 98 | 11 | 1 | 1.30 |
| TOTALS | 68-70 | 3.81 | 138 | 138 | 3 | 135 | 8 | 28 | 1187.1 | 1123 | 565 | 503 | 92 | 66 | 435 | 7 | 974 | 69 | 9 | 1.31 |

*Left-handed Batter/Pitcher ... #Switch-hitter

MYRTLE BEACH PELICANS (A)

LEAGUE: Carolina League (Southern Division)

CLUB INFORMATION: TicketReturn.com Field at Pelicans Ballpark, 1251 21st Avenue North, Myrtle Beach, S.C. 29577 ... (843) 918-6002 ... www.myrtlebeachpelicans.com ... @pelicanbaseball

CHAIRMAN/PRESIDENT: Chuck Greenberg/Andy Milovich ... **MEDIA CONTACT:** Scott Kornberg

FIRST YEAR AS CUBS AFFILIATE: 2015

Buddy Bailey — Manager

FULL NAME: Welby Sheldon Bailey, Jr.

BORN: 3/28/57 in Norristown, PA

RESIDENCE: Madison Heights, VA

FAMILY: Single



Buddy is in his third season as manager for Single-A Myrtle Beach and has managed in the Cubs system since 2006 ... guided Myrtle Beach to a Carolina League championship in 2016 ... managed Double-A Tennessee from 2012-15 ... a minor league skipper for 29 years, in 2017 he became the 11th minor league manager ever to reach 2,000 wins.

- Ⓢ Spent three years (2009-11) as Single-A Daytona's skipper, compiling a 215-196 (.523) record, including the 2011 Florida State League Championship.
- Ⓢ Managed Venezuela's Tigres de Aragua to the 2009 Caribbean World Series title.
- Ⓢ Began his tenure with Chicago as the organization's catching and baserunning coordinator in 2006 before taking over as Daytona's interim manager during the second half of the season.
- Ⓢ Prior to his time with Chicago, worked within the Boston (1991-2004) and Atlanta (1982-90) organizations.
- Ⓢ Began his managerial career with the Braves in 1983, heading up their Appalachian League team ... spent eight years managing various teams in Atlanta's organization before getting hired as Boston's Single-A Lynchburg manager.
- Ⓢ Managed at Lynchburg for two seasons before being promoted to Triple-A Pawtucket, where he managed from 1993-96 and 2002-04 ... also served as the Red Sox minor league catching instructor, minor league field coordinator, roving catching instructor and advance scout.
 - ♦ Spent the 2000 season with the big league club as bench coach and catching instructor.
- Ⓢ The former catcher played professionally for three years, batting .210 with six homers and 45 RBI in 119 games in the Braves organization (signed with the club in 1979).
- Ⓢ Graduated from Lynchburg College in 1979.

MANAGERIAL RECORD

| YEAR | TEAM | LEAGUE | W-L | PCT | STANDING |
|----------------------------|----------------|----------------|------------------|-------------|----------|
| 1983 | Pulaski | Appalachian | 45-26 | .639 | 2nd |
| 1984 | Pulaski | Appalachian | 37-32 | .536 | +1st |
| 1985 | Sumter | South Atlantic | 72-63 | .533 | 1st/3rd |
| 1986 | Durham | Carolina | 72-68 | .514 | 3rd/2nd |
| 1987 | Sumter | South Atlantic | 75-62 | .547 | 2nd/3rd |
| 1988 | Durham | Carolina | 30-13 | .698 | 1st |
| | Greenville | Southern | 64-36 | .640 | 1st/1st |
| 1989 | Greenville | Southern | 70-69 | .504 | 5th/1st |
| 1990 | Greenville | Southern | 57-87 | .396 | 5th/5th |
| 1991 | Lynchburg-A | Carolina | 67-72 | .482 | +2nd/1st |
| 1992 | Lynchburg-A | Carolina | 77-58 | .565 | +1st/1st |
| 1993 | Pawtucket-AAA | International | 60-82 | .423 | 4th |
| 1994 | Pawtucket-AAA | International | 78-64 | .549 | 1st |
| 1995 | Pawtucket-AAA | International | 70-71 | .496 | 3rd |
| 1996 | Pawtucket-AAA | International | 78-64 | .549 | 1st |
| 2002 | Pawtucket-AAA | International | 60-82 | .423 | 5th |
| 2003 | Pawtucket-AAA | International | 83-61 | .576 | +1st |
| 2004 | Pawtucket-AAA | International | 73-71 | .507 | T2nd |
| 2006 | Daytona-A^ | Florida State | 34-31 | .523 | 2nd |
| 2007 | Iowa-AAA | Pacific Coast | 79-65 | .549 | 2nd |
| 2008 | Tennessee-AA | Southern | 62-77 | .446 | 5th/2nd |
| 2009 | Daytona-A | Florida State | 64-71 | .474 | 3rd/5th |
| 2010 | Daytona-A | Florida State | 75-64 | .540 | 5th/2nd |
| 2011 | Daytona-A | Florida State | 76-61 | .555 | *1st/5th |
| 2012 | Tennessee-AA | Southern | 72-68 | .514 | 2nd/2nd |
| 2013 | Tennessee-AA | Southern | 76-62 | .551 | 3rd/1st |
| 2014 | Tennessee-AA | Southern | 66-73 | .475 | 2nd/2nd |
| 2015 | Tennessee-AA | Southern | 76-63 | .547 | 2nd/2nd |
| 2016 | Myrtle Beach-A | Carolina | 82-57 | .590 | *2nd/1st |
| 2017 | Myrtle Beach-A | Carolina | 73-67 | .521 | 1st/5th |
| MINOR LEAGUE TOTALS | | | 2003-1840 | .521 | |

*Won League Championship Series ... +Lost League Championship Series

^Interim Manager

Anderson Tavarez — Pitching Coach

FULL NAME: Anderson Jose Valentin Tavarez Martinez

BORN: 2/14/82 in Santiago, D.R.

RESIDENCE: Santiago, D.R.

FAMILY: Married — Aribelis ... Children — Camila, Sofia and Anderson Jose



Anderson is in his 12th season as a pitching coach in the organization and his third with Myrtle Beach ... spent 2015 as Single-A Eugene's pitching coach after serving two seasons with Rookie-League Mesa.

- Ⓢ Was a pitching coach for the Cubs Dominican Summer League team from 2007-12.
- Ⓢ Compiled a 30-31 record with a 4.24 ERA in 91 games (73 starts) as a Cubs minor league pitcher (2000-05).
- Ⓢ Most successful season was in 2003 when the righthander went 12-9 with a 3.24 ERA for Single-A Lansing.

Ty Wright – Hitting Coach

FULL NAME: Ty Jonathan Wright
BORN: 2/26/85 in Tyler, Texas
RESIDENCE: Tyler, Texas
FAMILY: Married – Maggie ... Children – Cal and Clyde



Ty is in his second season as a coach with Single-A Myrtle Beach and his third season as a coach in the Cubs system ... previously served as hitting coach with Single-A Eugene in 2016 and as an assistant coach with Mesa in 2015 ... enjoyed an eight-year playing career, the first seven of which came in the Cubs system before playing in the independent Atlantic League in 2014.

- © Was originally drafted by the Cubs in the seventh round of the 2007 draft out of Oklahoma State University.
- © Batted .292 (728-for-2,496) with 144 doubles and 60 home runs across seven seasons in the organization ... from 2010-13, spent the majority of his time at Triple-A Iowa.

Carlos Rojas – Assistant Coach

FULL NAME: Carlos Rojas
BORN: 1/11/84 in Porlamar, Nueva Esparta, Venezuela
RESIDENCE: Isla de Margarita, Edo. Esparta, Venezuela



Carlos is in his fourth year as a coach in the Cubs farm system and his first with Myrtle Beach ... spent the last two seasons as a coach with the Dominican Summer League Cubs and was an infield coach with the Venezuela Cubs in 2015.

- © Batted .224 (814-for-3,633) with 437 runs scored, 105 doubles, 10 triples, three home runs and 264 RBI in 1,095 career minor league games.
- © Signed as a non-drafted minor league free agent with the Cubs on February 20, 2001.

Logan Severson – Athletic Trainer

FULL NAME: Logan Michael Severson
BORN: 9/21/89 in Joliet, IL
RESIDENCE: Morris, IL
FAMILY: Single



Logan is in his third season in the Cubs organization and first with Myrtle Beach ... spent 2017 with Single-A South Bend and 2016 with Single-A Eugene ... from 2013-15, was a graduate assistant athletic trainer at Western Illinois University.

- © Began his professional career as an intern with Triple-A Iowa in 2012.
- © Earned his degree in athletic training from Illinois State University in Normal, Ill. ... earned a masters degree in Sports Management from Western Illinois University in Macomb, Ill.

Keegan Knoll – Strength and Conditioning Coach

FULL NAME: Keegan Robert Knoll
BORN: 3/9/90 in Lombard, IL
RESIDENCE: Chicago, IL
FAMILY: Single



Keegan enters his first season in the Cubs organization, joining Single-A Myrtle Beach as the club's strength and conditioning coach ... previously served as an assistant strength and conditioning coach at Long Beach State since 2013.

- © Received his Bachelor's of Science degree in Kinesiology at the University of Illinois at Urbana-Champaign, where he also worked with the men's and women's basketball programs from 2008-12.
- © Currently holds certifications as a Certified Strength and Conditioning Specialist (CSCS) through the National Strength and Conditioning Association (NSCA), as well as a Certified Massage Practitioner (CMP) through the California Massage Therapy Council (CAMTC).

■ YOU CAN COME HOME AGAIN

Of the more than 2,000 players who have appeared in at least one game for the Cubs, six have had 10-plus year interruptions in their time with the club:

13 years: Roger Bresnahan (1900 ... 1913-1915) and Johnny Moore (1928-1929, 1931-1932 ... 1945)

12 years: Larry Gura (1970-1973 ... 1985) and Dave Martinez (1986-1988 ... 2000)

11 years: Greg Maddux (1986-1992 ... 2004-2006)

10 years: Lonny Frey (1937 ... 1947)

The longest span between homers for the team belongs to Billy Jurgens, who went nine years, 22 days between Cubs homers August 2, 1938, through August 24, 1947 (both homers were hit at the Polo Grounds). Jurgens was a Cub from 1931-1938 and in 1946-1947.

Myrtle Beach (A) – 2017 Recap and Statistics

OVERALL RECORD: 73-67 (43-27 first half and 30-40 second half, 1st, +2.5)

POSTSEASON: Lost 2-0 in the Best-of-Three Division Series

MANAGER: Buddy Bailey

CAROLINA LEAGUE MID-SEASON ALL-STARS (*Starter):

RHP Adbert Alzola*, RHP Pedro Araujo, INF Bryant Flete*, OF Eloy Jimenez*, OF Daniel Spingola*, LHP Justin Steele

CAROLINA LEAGUE PLAYER OF THE WEEK WINNERS:

Michael Rucker (July 10-16), Michael Rucker (July 17-23) and Tyler Alamo (August 14-20)

| BATTERS | AVG | G | AB | R | H | TB | 2B | 3B | HR | RBI | SH | SF | HP | BB | IBB | SO | SB | CS | GDP | E | SLG | OBP |
|----------------|-------------|------------|-------------|------------|-------------|-------------|------------|-----------|------------|------------|-----------|-----------|-----------|------------|-----------|-------------|-----------|-----------|------------|------------|-------------|-------------|
| Alamo, T | .281 | 114 | 427 | 61 | 120 | 180 | 24 | 0 | 12 | 42 | 0 | 0 | 5 | 21 | 3 | 108 | 0 | 1 | 20 | 10 | .422 | .322 |
| # Caro, R | .185 | 39 | 92 | 10 | 17 | 26 | 2 | 2 | 1 | 15 | 1 | 1 | 3 | 13 | 0 | 29 | 5 | 4 | 0 | 2 | .283 | .303 |
| * Flete, B | .305 | 70 | 275 | 45 | 84 | 117 | 15 | 0 | 6 | 37 | 1 | 2 | 4 | 18 | 2 | 53 | 4 | 3 | 2 | 8 | .425 | .355 |
| # Garcia, R | .248 | 108 | 339 | 42 | 84 | 102 | 6 | 3 | 2 | 31 | 4 | 4 | 5 | 26 | 1 | 100 | 16 | 12 | 1 | 11 | .301 | .307 |
| Giambrone, T | .242 | 128 | 480 | 65 | 116 | 167 | 15 | 0 | 12 | 44 | 3 | 6 | 4 | 36 | 0 | 101 | 7 | 6 | 11 | 23 | .348 | .297 |
| Higgins, P | .237 | 98 | 342 | 32 | 81 | 102 | 9 | 0 | 4 | 23 | 10 | 5 | 5 | 43 | 0 | 47 | 3 | 1 | 13 | 7 | .298 | .327 |
| Hodges, J | .268 | 124 | 447 | 58 | 120 | 191 | 26 | 3 | 13 | 63 | 4 | 2 | 8 | 45 | 1 | 105 | 4 | 3 | 8 | 20 | .427 | .345 |
| Jimenez, E | .271 | 42 | 155 | 23 | 42 | 76 | 6 | 2 | 8 | 32 | 0 | 0 | 1 | 18 | 2 | 35 | 0 | 0 | 8 | 1 | .490 | .351 |
| * Machin, V | .274 | 45 | 157 | 19 | 43 | 52 | 6 | 0 | 1 | 15 | 0 | 0 | 0 | 16 | 1 | 31 | 0 | 2 | 3 | 2 | .331 | .341 |
| Martinez, E | .244 | 127 | 464 | 59 | 113 | 170 | 11 | 2 | 14 | 61 | 0 | 2 | 5 | 31 | 1 | 78 | 6 | 6 | 9 | 2 | .366 | .297 |
| Monasterio, A | .241 | 26 | 87 | 9 | 21 | 25 | 4 | 0 | 0 | 5 | 1 | 0 | 1 | 8 | 0 | 14 | 1 | 1 | 1 | 6 | .287 | .313 |
| Myers, C | .188 | 95 | 298 | 29 | 56 | 73 | 13 | 2 | 0 | 24 | 12 | 3 | 3 | 16 | 0 | 97 | 7 | 3 | 4 | 3 | .245 | .234 |
| Paula, A | .272 | 51 | 147 | 12 | 40 | 50 | 4 | 0 | 2 | 18 | 1 | 1 | 3 | 16 | 0 | 52 | 1 | 1 | 2 | 8 | .340 | .353 |
| Pearson, T | .257 | 35 | 113 | 17 | 29 | 48 | 7 | 0 | 4 | 11 | 2 | 0 | 4 | 10 | 1 | 31 | 0 | 0 | 7 | 1 | .425 | .339 |
| Rose, M | .227 | 65 | 233 | 30 | 53 | 112 | 15 | 1 | 14 | 38 | 1 | 2 | 3 | 15 | 2 | 63 | 0 | 0 | 3 | 3 | .481 | .281 |
| * Sepulveda, C | .196 | 28 | 112 | 13 | 22 | 24 | 2 | 0 | 0 | 7 | 0 | 1 | 1 | 11 | 0 | 19 | 0 | 1 | 1 | 1 | .214 | .272 |
| Short, Z | .263 | 65 | 232 | 34 | 61 | 96 | 11 | 3 | 6 | 21 | 0 | 3 | 2 | 40 | 2 | 50 | 3 | 5 | 1 | 7 | .414 | .371 |
| * Spingola, D | .285 | 64 | 221 | 27 | 63 | 96 | 15 | 6 | 2 | 27 | 0 | 2 | 3 | 27 | 2 | 66 | 5 | 0 | 6 | 0 | .434 | .368 |
| TOTALS | .252 | 140 | 4621 | 585 | 1165 | 1707 | 191 | 24 | 101 | 514 | 40 | 34 | 60 | 410 | 18 | 1079 | 62 | 49 | 100 | 135 | .369 | .319 |

| PITCHERS | W-L | ERA | G | GS | CG | GF | SHO | SV | IP | H | R | ER | HR | HB | BB | IBB | SO | WP | BK | WHIP |
|-----------------|--------------|-------------|------------|------------|----------|------------|-----------|-----------|---------------|-------------|------------|------------|-----------|-----------|------------|----------|-------------|------------|----------|-------------|
| Alzola, A | 7-1 | 2.98 | 15 | 15 | 1 | 0 | 0 | 0 | 81.2 | 65 | 29 | 27 | 8 | 3 | 22 | 0 | 78 | 5 | 1 | 1.07 |
| Araujo, P | 6-1 | 1.81 | 44 | 0 | 0 | 29 | 0 | 10 | 64.2 | 42 | 16 | 13 | 3 | 1 | 17 | 2 | 83 | 5 | 0 | 0.91 |
| Berg, D | 1-3 | 6.28 | 22 | 0 | 0 | 8 | 0 | 1 | 38.2 | 36 | 33 | 27 | 3 | 5 | 14 | 1 | 34 | 3 | 1 | 1.29 |
| Bloomquist, C | 4-5 | 6.14 | 27 | 9 | 1 | 6 | 1 | 2 | 73.1 | 99 | 53 | 50 | 9 | 4 | 15 | 0 | 56 | 7 | 0 | 1.55 |
| Brooks, C | 1-0 | 0.44 | 12 | 0 | 0 | 6 | 0 | 3 | 20.1 | 9 | 1 | 1 | 1 | 1 | 6 | 0 | 30 | 2 | 0 | 0.74 |
| De La Cruz, O | 4-3 | 3.46 | 12 | 12 | 1 | 0 | 1 | 0 | 54.2 | 55 | 22 | 21 | 6 | 7 | 13 | 0 | 47 | 7 | 0 | 1.24 |
| Effross, S | 5-2 | 3.40 | 42 | 2 | 0 | 18 | 0 | 9 | 79.1 | 80 | 35 | 30 | 1 | 6 | 26 | 1 | 74 | 2 | 1 | 1.34 |
| Hatch, T | 5-11 | 4.04 | 26 | 26 | 0 | 0 | 0 | 0 | 124.2 | 126 | 74 | 56 | 2 | 8 | 50 | 1 | 126 | 13 | 0 | 1.41 |
| * Huberman, M | 0-2 | 6.00 | 17 | 0 | 0 | 10 | 0 | 0 | 24.0 | 30 | 21 | 16 | 2 | 1 | 18 | 0 | 21 | 9 | 0 | 2.00 |
| * Kellogg, R | 5-7 | 5.12 | 23 | 20 | 1 | 0 | 0 | 0 | 103.2 | 124 | 69 | 59 | 15 | 3 | 28 | 0 | 53 | 5 | 0 | 1.47 |
| Maples, D | 4-0 | 2.01 | 21 | 0 | 0 | 7 | 0 | 3 | 31.1 | 21 | 7 | 7 | 2 | 1 | 15 | 0 | 44 | 4 | 1 | 1.15 |
| Mekkes, D | 5-2 | 1.28 | 24 | 0 | 0 | 8 | 0 | 3 | 42.1 | 25 | 6 | 6 | 0 | 1 | 20 | 1 | 45 | 2 | 1 | 1.06 |
| Miller, K | 4-4 | 3.87 | 28 | 9 | 0 | 5 | 0 | 3 | 76.2 | 82 | 39 | 33 | 6 | 7 | 33 | 0 | 58 | 6 | 0 | 1.50 |
| Mills, A | 0-1 | 3.00 | 2 | 2 | 0 | 0 | 0 | 0 | 9.0 | 8 | 3 | 3 | 0 | 1 | 1 | 0 | 7 | 0 | 0 | 1.00 |
| * Minch, J | 1-3 | 6.38 | 29 | 0 | 0 | 7 | 0 | 1 | 36.2 | 33 | 27 | 26 | 6 | 3 | 25 | 0 | 29 | 0 | 0 | 1.58 |
| Norwood, J | 3-0 | 2.31 | 27 | 0 | 0 | 17 | 0 | 6 | 39.0 | 32 | 11 | 10 | 1 | 1 | 16 | 0 | 41 | 4 | 0 | 1.23 |
| Null, J | 0-1 | 11.74 | 3 | 0 | 0 | 0 | 0 | 0 | 7.2 | 12 | 10 | 10 | 4 | 1 | 2 | 0 | 8 | 3 | 0 | 1.83 |
| Paula, A | 0-0 | 0.00 | 1 | 0 | 0 | 1 | 0 | 0 | 0.1 | 0 | 0 | 0 | 0 | 0 | 0 | 0 | 0 | 0 | 0 | 0.00 |
| Robinson, D | 4-4 | 2.37 | 10 | 10 | 0 | 0 | 0 | 0 | 49.1 | 43 | 16 | 13 | 0 | 1 | 15 | 0 | 37 | 1 | 0 | 1.18 |
| Rucker, M | 5-5 | 2.51 | 20 | 15 | 0 | 1 | 0 | 1 | 93.1 | 82 | 33 | 26 | 5 | 1 | 21 | 2 | 92 | 2 | 0 | 1.10 |
| * Steele, J | 6-7 | 2.92 | 20 | 20 | 0 | 0 | 0 | 0 | 98.2 | 100 | 42 | 32 | 6 | 10 | 36 | 0 | 82 | 11 | 0 | 1.38 |
| Stinnett, J | 0-1 | 5.40 | 2 | 0 | 0 | 1 | 0 | 0 | 3.1 | 5 | 2 | 2 | 1 | 0 | 2 | 0 | 4 | 0 | 0 | 2.10 |
| * Thorpe, T | 3-4 | 4.32 | 35 | 0 | 0 | 9 | 0 | 0 | 58.1 | 54 | 33 | 28 | 7 | 5 | 31 | 1 | 59 | 12 | 0 | 1.46 |
| * Williamson, J | 0-0 | 2.08 | 3 | 0 | 0 | 3 | 0 | 0 | 4.1 | 3 | 1 | 1 | 0 | 1 | 4 | 0 | 2 | 1 | 0 | 1.62 |
| TOTALS | 73-67 | 3.65 | 140 | 140 | 4 | 136 | 16 | 42 | 1215.1 | 1166 | 583 | 493 | 88 | 72 | 430 | 9 | 1110 | 104 | 5 | 1.31 |

**Left-handed Batter/Pitcher ... #Switch-hitter*

QUALIFYING NUMBERS

To qualify for the batting championship, a player must have a minimum of 502 plate appearances or 3.1 plate appearances per number of his team's games.

To qualify for the ERA title, a pitcher must have at least 162.0 innings pitched.

To qualify for the fielding championship, a player must have the highest fielding average at his position and, (1) a catcher must have played in at least 81 games; (2) an infielder or outfielder must have played in at least 108 games; and (3) a pitcher must have at least 162.0 innings pitched.

SOUTH BEND CUBS (A)

LEAGUE: Midwest League (Eastern Division)

CLUB INFORMATION: Four Winds Field ... 501 W. South Street, South Bend, IN 46601 ...
(574) 235-9988 ... www.southbendcubs.com ... @SBCubs

OWNER/PRESIDENT: Andrew Berlin/Joe Hart ... **MEDIA CONTACT:** Joe Hart/Chris Hagstrom

FIRST YEAR AS CUBS AFFILIATE: 2015

Jimmy Gonzalez – Manager

FULL NAME: Jimmy Gonzalez

BORN: 3/8/73 in Hartford, CT

RESIDENCE: Middletown, CT

FAMILY: Married – Eileen ... Children – Mariela and Isabella



Jimmy is in his fifth season as a manager in the Cubs organization and fourth with Single-A South Bend ... was named Midwest League Manager of the Year in 2016 after guiding the team to a 84-55 regular season record ... made his managerial debut as Rookie-League Mesa's manager in 2014 after serving as the club's hitting coach in 2013.

- Ⓢ The former catcher played 14 minor league seasons after he was selected in the first round (40th overall) by Houston in the 1991 draft.
- Ⓢ All told, hit .229 with 142 doubles, 10 triples, 73 home runs and 346 RBI in 933 minor league contests from 1991-2004.
- Ⓢ Reached the Triple-A level three times, first with Las Vegas in 1998-99 and with Ottawa in 2001.

MANAGERIAL RECORD

| YEAR | TEAM | LEAGUE | W-L | PCT | STANDING |
|----------------------------|--------------|---------|----------------|-------------|----------|
| 2014 | Mesa-R | Arizona | 22-34 | .393 | 4th/5th |
| 2015 | South Bend-A | Midwest | 65-72 | .474 | 8th/3rd |
| 2016 | South Bend-A | Midwest | 84-55 | .604 | #1st/2nd |
| 2017 | South Bend-A | Midwest | 75-64 | .540 | 3rd/4th |
| MINOR LEAGUE TOTALS | | | 246-225 | .522 | |

#Lost in First Round of Playoffs

Brian Lawrence – Pitching Coach

FULL NAME: Brian Lawrence

BORN: 5/14/76 in Fort Collins, CO

RESIDENCE: Poway, CA

FAMILY: Married – Maripat ... Children – Quinn and Bryce



Brian is in his fifth season in the Cubs organization and third as South Bend's pitching coach (2017, 2015) ... previously served as pitching coach with Eugene (2016) and Boise (2014) ... spent 2013 in the same role with San Diego's Single-A Lake Elsinore affiliate.

- Ⓢ Made his coaching debut in 2012 as pitching coach for the Normal CornBelters of the independent Frontier League.
- Ⓢ The righthander went 50-63 with a 4.19 ERA (448 ER/963.0 IP) in 168 games (152 starts) during a six-year big league career with the Padres (2001-05) and Mets (2007).
- Ⓢ Made his major league debut for the Padres in 2001 and went 12-12 with a 3.69 ERA (86 ER/210.0 IP) in 35 games (31 starts) in his first full big league season in 2002.
- Ⓢ Over his minor league career, went 66-48 with a 3.94 ERA (414 ER/944.2 IP) in 160 games (156 starts), spending his final professional season with Triple-A Salt Lake in the Los Angeles Angels organization in 2011.
- Ⓢ Originally signed by San Diego as a 17th-round selection in the 1998 First-Year Player Draft.

Ricardo Medina – Hitting Coach

FULL NAME: Ricardo Medina (DeLeon)

BORN: 11/4/71 in Panama City, Panama

RESIDENCE: Panama City, Panama

FAMILY: Married – Ibeth ... Children – Nohely and Emmanuel



Ricardo - who has been a coach, manager or scout in the Cubs system since 1999 - returns to Single-A South Bend after serving as a coach with the club in 2016 ... spent 2017 with Tennessee ... spent 2015 as Single-A Eugene's hitting coach following two seasons in that role with Rookie League Mesa (also served that role in 2009).

- Ⓢ Previously served as hitting coach for Single-A Peoria in 2008 and 2011 and for Single-A Boise in 2010.
- Ⓢ Made his managerial debut with Mesa in 2007, guiding the club to a 27-29 mark.
- Ⓢ As hitting coach for Boise in 2006, helped guide the team to a Northwest League-best .268 team batting average ... also handled hitting coach responsibilities for Boise in 2004.
- Ⓢ Served as hitting coach at Peoria in 2005 and also at Mesa from 1999-2003.
- Ⓢ Has assisted the organization as a scout in Latin America, as a coach with the Rookie-League Dominican club and as a part-time scout in his native Panama.
- Ⓢ Was a part-time scout for Boston in 1997.
- Ⓢ The former first baseman played in the Cubs farm system from 1989-94 ... had his best pro season in 1992, batting .263 with 27 doubles, five homers and 67 RBI in 125 games with Peoria.

MANAGERIAL RECORD

| YEAR | TEAM | LEAGUE | W-L | PCT | STANDING |
|----------------------------|--------|---------|--------------|-------------|----------|
| 2007 | Mesa-R | Arizona | 27-29 | .482 | 6th |
| MINOR LEAGUE TOTALS | | | 27-29 | .482 | |

Paul McNulty — Assistant Coach

FULL NAME: Paul Michael McNulty

BORN: 2/24/81 in Oxnard, CA

RESIDENCE: Oxnard, CA

FAMILY: Married — Rachel ... Child — Raegan



Paul joins the organization as an assistant coach with Single-A South Bend ... previously served as a hitting coach in the Angels system from 2014-16.

- Ⓢ A former outfielder, he appeared in parts of five major league seasons with the Padres (2005-08) and Angels (2010).
- Ⓢ In his minor league career from 2002-12, he batted .294 (1,236-for-4,204) with 171 homers in 1,162 games.
- Ⓢ Originally drafted in the 12th round of the 2002 draft by San Diego out of Long Beach State (Calif.).

James Edwards — Athletic Trainer

FULL NAME: James Bascom Edwards

BORN: 9/13/92 in Aurora, IL

RESIDENCE: Bristol, IL

FAMILY: Single



James is in his second season as an Athletic Trainer in the Cubs organization and first with Single-A South Bend ... spent the 2017 season with Single-A Eugene ... previously served as an intern with the Arizona League Cubs in 2016.

- Ⓢ Earned his B.S. in Athletic Training from Aurora University ... graduated from Yorkville High School (Ill.) in 2011.

Ryan Nordtvedt — Strength and Conditioning Coach

FULL NAME: Ryan Nordtvedt

BORN: 9/2/90 in Waukesha, WI

RESIDENCE: Cottage Grove, MN

FAMILY: Married — Rebekah



Ryan is in his sixth season with the Cubs organization, his second at Single-A South Bend ... he held the same role previously with Single-A Eugene (2015-16), Single-A Boise (2014) and Rookie League Mesa (2013).

- Ⓢ Earned his Master's Degree in Exercise Science from California University of Pennsylvania.
- Ⓢ Graduated from Cornell College in Mount Vernon, Iowa, in 2013 with a Bachelor's of Kinesiology.
- Ⓢ Certified strength and conditioning coach through National Strength and Conditioning Association.

CUBS IN THE WORLD BASEBALL CLASSIC

The 2017 World Baseball Classic, which was the fourth edition of the tournament, featured the world's best players representing their countries and territories ... last season's event took place at six venues across four nations from March 6-22 ... below are the Cubs players who participated in the 2017 World Baseball Classic:

OF John Andreoli (Italy), Javier Baez (Puerto Rico), RHP Jim Henderson (Canada), Jhondaniel Medina (Venezuela),
Miguel Mejia (Puerto Rico), Mario Meza (Mexico), RHP Erling Moreno (Colombia), LHP José Quintana (Columbia), Hector Rondon (Venezuela)

The Cubs organization had a total of 17 players appear on official rosters of participating countries in the first three World Baseball Classic events:

2006 — C Michael Barrett (United States), C Henry Blanco (Venezuela), INF Derrek Lee (United States), RHP Carlos Zambrano (Venezuela)

2009 — RHP Hung-Wen Chen (Chinese Taipei), OF Kosuke Fukudome (Japan), INF Dwayne Kemp (Netherlands), INF Corey Koskie (Canada),
LHP Ted Lilly (United States), RHP Alex Maestri (Italy), RHP Carlos Marmol (Dominican Republic), RHP Vince Perkins (Canada),
C Geovany Soto (Puerto Rico)

2013 — RHP Yoanner Negrin (Spain), INF Anthony Rizzo (Italy), RHP Ryan Searle (Australia), RHP Yao-Lin Wang (Chinese-Taipei)

South Bend Cubs (A) – 2017 Recap and Statistics

OVERALL RECORD: 75-64 (39-30 first half and 36-34 second half)

MANAGER: Jimmy Gonzalez

MIDWEST LEAGUE MID-SEASON ALL-STARS (*Starter):

RHP Dylan Cease, INF Wladimir Galindo, INF Yeiler Peguero, RHP Duncan Robinson

MIDWEST LEAGUE PLAYER/PITCHER OF THE WEEK WINNERS:

Dylan Cease (April 17-23)

| BATTERS | AVG | G | AB | R | H | TB | 2B | 3B | HR | RBI | SH | SF | HP | BB | IBB | SO | SB | CS | GDP | E | SLG | OBP |
|---------------|-------------|------------|-------------|------------|-------------|-------------|------------|-----------|-----------|------------|-----------|-----------|-----------|------------|-----------|-------------|------------|-----------|-----------|------------|-------------|-------------|
| * Ademan, A | .244 | 29 | 127 | 13 | 31 | 48 | 6 | 1 | 3 | 15 | 0 | 2 | 1 | 4 | 0 | 24 | 4 | 2 | 0 | 7 | .378 | .269 |
| * Ayala, L | .281 | 114 | 391 | 52 | 110 | 146 | 17 | 5 | 3 | 42 | 3 | 3 | 7 | 43 | 1 | 86 | 24 | 15 | 2 | 11 | .373 | .360 |
| # Caro, R | .306 | 37 | 124 | 21 | 38 | 54 | 6 | 5 | 0 | 14 | 5 | 2 | 2 | 21 | 1 | 33 | 14 | 2 | 0 | 1 | .435 | .409 |
| * Cruz, M | .186 | 25 | 70 | 7 | 13 | 20 | 4 | 0 | 1 | 8 | 0 | 1 | 2 | 11 | 0 | 13 | 0 | 0 | 2 | 4 | .286 | .310 |
| * Cummins, B | .195 | 25 | 82 | 18 | 16 | 21 | 2 | 0 | 1 | 6 | 5 | 1 | 0 | 10 | 1 | 32 | 7 | 1 | 1 | 0 | .256 | .280 |
| # Davis, Z | .000 | 4 | 13 | 0 | 0 | 0 | 0 | 0 | 0 | 0 | 0 | 0 | 0 | 0 | 0 | 6 | 1 | 0 | 0 | 1 | .000 | .000 |
| Galindo, W | .290 | 44 | 162 | 21 | 47 | 70 | 11 | 0 | 4 | 19 | 0 | 0 | 1 | 14 | 0 | 40 | 1 | 1 | 7 | 13 | .432 | .350 |
| * Heyward, J | .571 | 3 | 7 | 2 | 4 | 4 | 0 | 0 | 0 | 2 | 0 | 0 | 0 | 1 | 0 | 0 | 0 | 0 | 0 | 0 | .571 | .625 |
| * Machin, V | .320 | 72 | 272 | 46 | 87 | 136 | 17 | 1 | 10 | 57 | 6 | 3 | 0 | 24 | 1 | 33 | 4 | 2 | 11 | 11 | .500 | .371 |
| Martarano, J | .208 | 32 | 106 | 9 | 22 | 31 | 4 | 1 | 1 | 9 | 1 | 0 | 2 | 6 | 0 | 35 | 0 | 0 | 3 | 4 | .292 | .263 |
| * Mineo, A | .278 | 98 | 349 | 46 | 97 | 125 | 20 | 4 | 0 | 44 | 1 | 1 | 7 | 47 | 3 | 66 | 3 | 0 | 5 | 6 | .358 | .374 |
| Mitchell, K | .245 | 115 | 408 | 54 | 100 | 162 | 19 | 5 | 11 | 59 | 3 | 4 | 6 | 38 | 1 | 108 | 21 | 6 | 12 | 6 | .397 | .316 |
| Monasterio, A | .281 | 58 | 231 | 42 | 65 | 85 | 13 | 2 | 1 | 23 | 2 | 2 | 4 | 22 | 0 | 38 | 7 | 4 | 4 | 11 | .368 | .351 |
| Paredes, I | .264 | 92 | 337 | 49 | 89 | 135 | 25 | 0 | 7 | 49 | 2 | 3 | 13 | 29 | 0 | 54 | 2 | 1 | 7 | 7 | .401 | .343 |
| Paula, A | .174 | 12 | 46 | 3 | 8 | 11 | 3 | 0 | 0 | 4 | 0 | 1 | 0 | 0 | 0 | 14 | 0 | 0 | 1 | 4 | .239 | .170 |
| Payne, T | .245 | 53 | 184 | 21 | 45 | 70 | 7 | 0 | 6 | 32 | 1 | 2 | 1 | 18 | 0 | 39 | 0 | 0 | 9 | 5 | .380 | .312 |
| # Peguero, Y | .233 | 107 | 377 | 54 | 88 | 125 | 21 | 5 | 2 | 40 | 9 | 3 | 2 | 46 | 1 | 75 | 9 | 9 | 6 | 20 | .332 | .318 |
| Pereda, J | .249 | 92 | 317 | 33 | 79 | 92 | 13 | 0 | 0 | 29 | 1 | 0 | 4 | 37 | 2 | 60 | 2 | 3 | 10 | 6 | .290 | .335 |
| * Pieters, C | .254 | 86 | 307 | 51 | 78 | 118 | 14 | 7 | 4 | 31 | 1 | 2 | 6 | 35 | 1 | 73 | 13 | 9 | 5 | 5 | .384 | .340 |
| Short, Z | .237 | 66 | 236 | 50 | 56 | 100 | 17 | 3 | 7 | 26 | 2 | 1 | 7 | 54 | 1 | 54 | 15 | 5 | 3 | 17 | .424 | .393 |
| * Upshaw, A | .290 | 52 | 210 | 28 | 61 | 80 | 11 | 1 | 2 | 29 | 0 | 3 | 3 | 14 | 1 | 31 | 1 | 1 | 6 | 8 | .381 | .339 |
| * Wilson, D | .229 | 88 | 310 | 56 | 71 | 130 | 16 | 8 | 9 | 45 | 2 | 0 | 3 | 33 | 0 | 89 | 15 | 7 | 2 | 7 | .419 | .309 |
| TOTALS | .258 | 139 | 4666 | 676 | 1205 | 1763 | 246 | 48 | 72 | 583 | 44 | 34 | 71 | 507 | 14 | 1003 | 143 | 68 | 96 | 169 | .378 | .338 |

| PITCHERS | W-L | ERA | G | GS | CG | GF | SHO | SV | IP | H | R | ER | HR | HB | BB | IBB | SO | WP | BK | WHIP |
|---------------|--------------|-------------|------------|------------|----------|------------|----------|-----------|---------------|-------------|------------|------------|-----------|-----------|------------|----------|-------------|------------|-----------|-------------|
| Cease, D | 1-2 | 2.79 | 13 | 13 | 0 | 0 | 0 | 0 | 51.2 | 39 | 18 | 16 | 2 | 2 | 26 | 0 | 74 | 7 | 0 | 1.26 |
| Cheek, J | 1-2 | 4.15 | 24 | 0 | 0 | 10 | 0 | 1 | 34.2 | 43 | 17 | 16 | 2 | 1 | 13 | 0 | 33 | 5 | 0 | 1.62 |
| Clark, B | 0-0 | 12.46 | 2 | 0 | 0 | 0 | 0 | 0 | 4.1 | 8 | 8 | 6 | 1 | 1 | 8 | 0 | 5 | 0 | 0 | 3.69 |
| Diaz, E | 2-0 | 8.64 | 6 | 0 | 0 | 2 | 0 | 0 | 8.1 | 13 | 8 | 8 | 1 | 2 | 3 | 0 | 9 | 2 | 0 | 1.92 |
| * Gomez, Y | 1-0 | 3.91 | 11 | 0 | 0 | 4 | 0 | 1 | 25.1 | 28 | 11 | 11 | 3 | 1 | 9 | 0 | 27 | 4 | 0 | 1.46 |
| Hockin, C | 3-4 | 3.95 | 38 | 0 | 0 | 13 | 0 | 2 | 54.2 | 51 | 31 | 24 | 8 | 6 | 19 | 0 | 57 | 5 | 1 | 1.28 |
| * Huberman, M | 3-2 | 1.70 | 21 | 0 | 0 | 5 | 0 | 0 | 37.0 | 23 | 10 | 7 | 2 | 1 | 19 | 0 | 52 | 4 | 0 | 1.14 |
| * Hudson, B | 9-3 | 3.91 | 24 | 24 | 0 | 0 | 0 | 0 | 124.1 | 128 | 65 | 54 | 10 | 9 | 52 | 0 | 81 | 9 | 0 | 1.45 |
| Knighton, M | 2-2 | 5.66 | 14 | 0 | 0 | 9 | 0 | 0 | 20.2 | 30 | 18 | 13 | 5 | 2 | 7 | 0 | 16 | 1 | 0 | 1.79 |
| Machin, V | 0-1 | 5.40 | 1 | 0 | 0 | 1 | 0 | 0 | 1.2 | 2 | 1 | 1 | 0 | 0 | 1 | 0 | 2 | 0 | 0 | 1.80 |
| Malave, M | 1-2 | 2.76 | 18 | 0 | 0 | 10 | 0 | 2 | 32.2 | 32 | 11 | 10 | 2 | 0 | 12 | 0 | 36 | 0 | 0 | 1.35 |
| Mekkes, D | 3-0 | 0.58 | 18 | 0 | 0 | 6 | 0 | 4 | 31.0 | 14 | 4 | 2 | 1 | 0 | 14 | 0 | 47 | 3 | 0 | 0.90 |
| Miller, K | 1-0 | 1.93 | 4 | 1 | 0 | 1 | 0 | 1 | 14.0 | 10 | 5 | 3 | 0 | 0 | 9 | 0 | 6 | 0 | 0 | 1.36 |
| Miller, T | 6-7 | 4.48 | 28 | 20 | 0 | 3 | 0 | 0 | 120.2 | 122 | 70 | 60 | 10 | 5 | 38 | 0 | 99 | 11 | 2 | 1.33 |
| Moreno, E | 2-4 | 4.22 | 14 | 14 | 0 | 0 | 0 | 0 | 64.0 | 56 | 38 | 30 | 3 | 3 | 31 | 0 | 57 | 6 | 1 | 1.36 |
| * Paulino, J | 7-6 | 4.51 | 27 | 22 | 0 | 3 | 0 | 0 | 123.2 | 125 | 68 | 62 | 6 | 8 | 42 | 0 | 94 | 10 | 5 | 1.35 |
| Peyton, T | 3-3 | 3.19 | 18 | 4 | 0 | 5 | 0 | 1 | 67.2 | 68 | 28 | 24 | 6 | 1 | 25 | 0 | 42 | 6 | 1 | 1.37 |
| Robinson, D | 5-5 | 2.11 | 15 | 10 | 0 | 2 | 0 | 0 | 76.2 | 66 | 29 | 18 | 7 | 3 | 13 | 0 | 59 | 1 | 0 | 1.03 |
| Rodriguez, M | 0-0 | 5.40 | 4 | 0 | 0 | 2 | 0 | 2 | 6.2 | 8 | 5 | 4 | 2 | 0 | 5 | 0 | 5 | 2 | 0 | 1.95 |
| Romero, J | 0-1 | 0.35 | 13 | 0 | 0 | 12 | 0 | 3 | 25.2 | 7 | 2 | 1 | 0 | 2 | 5 | 0 | 34 | 1 | 0 | 0.47 |
| * Rondon, M | 14-6 | 4.63 | 27 | 26 | 0 | 1 | 0 | 0 | 128.1 | 132 | 75 | 66 | 15 | 3 | 66 | 0 | 113 | 10 | 0 | 1.54 |
| Rucker, M | 0-0 | 1.42 | 7 | 0 | 0 | 2 | 0 | 1 | 12.2 | 7 | 2 | 2 | 1 | 1 | 0 | 0 | 22 | 0 | 0 | 0.55 |
| * Sands, C | 0-3 | 24.16 | 3 | 3 | 0 | 0 | 0 | 0 | 6.1 | 12 | 17 | 17 | 1 | 1 | 14 | 0 | 5 | 1 | 0 | 4.11 |
| * Short, W | 4-3 | 3.19 | 40 | 0 | 0 | 32 | 0 | 16 | 62.0 | 64 | 25 | 22 | 2 | 6 | 20 | 1 | 62 | 3 | 0 | 1.35 |
| Silverio, P | 4-5 | 4.85 | 28 | 0 | 0 | 9 | 0 | 1 | 55.2 | 59 | 35 | 30 | 3 | 4 | 27 | 0 | 62 | 5 | 0 | 1.54 |
| Swarmer, M | 3-3 | 5.33 | 14 | 2 | 0 | 7 | 0 | 2 | 49.0 | 54 | 31 | 29 | 6 | 1 | 9 | 0 | 52 | 4 | 1 | 1.29 |
| TOTALS | 75-64 | 3.89 | 139 | 139 | 0 | 139 | 6 | 37 | 1239.1 | 1201 | 632 | 536 | 99 | 63 | 487 | 1 | 1151 | 100 | 11 | 1.36 |

**Left-handed Batter/Pitcher ... #Switch-hitter*

EUGENE EMERALDS (SHORT A)

LEAGUE: Northwest League (South Division)

CLUB INFORMATION: PK Park, 2760 Martin Luther King Blvd., Eugene, OR, 97401 ... (541) 342-5367 ...
www.emeraldsbaseball.com ... @EugeneEmeralds

GENERAL MANAGER: Allan Benavides ... **MEDIA CONTACT:** Matt Dompe

FIRST YEAR AS CUBS AFFILIATE: 2015

Steve Lerud — Manager

FULL NAME: Steven James Lerud

BORN: 10/13/84 in Reno, NV

RESIDENCE: Reno, NV

FAMILY: Single



Steve joins the organization as Eugene's manager, his first coaching stint.

- Ⓢ Played 13 minor league seasons from 2004-16 and appeared in nine major league games with the Phillies in 2012 and 2013 ... a former catcher, he appeared in over 900 minor league contests, batting .224 with 63 homers.
- Ⓢ Originally drafted by Pittsburgh in the third round of the 2003 draft out of Galena High School in Reno, Nevada.

Armando Gabino — Pitching Coach

FULL NAME: Armando Leisdeker Gabino (Garcia)

BORN: 8/31/83 in Santiago, D.R.

RESIDENCE: Santo Domingo, D.R.

FAMILY: Single



Armando is in his fourth year as a pitching coach in the Cubs' organization, and his first with Eugene ... was the pitching coach with Mesa in 2017 and the Cubs Dominican Summer League team from 2015-16 ... his coaching career follows an 11-season professional playing career, including two stints in the majors with Minnesota (2009) and Baltimore (2010) where he made seven appearances (one start).

- Ⓢ Spent 2013 with the Camden Riversharks of the independent Atlantic League, going 4-8 with a 4.93 ERA (50 ER/91.1 IP) in 41 games ... pitched in the Mexican League in 2012.
- Ⓢ Pitched in the minor leagues from 2003-2011, going 35-24 with a 3.30 ERA (204 ER/556.2 IP) and 423 strikeouts in 266 appearances (32 starts) ... began his career in the Cleveland organization (2003-04) before joining Minnesota (2005-09) and Baltimore (2010-11).

Osmin Melendez — Hitting Coach

FULL NAME: Osmin Dario Melendez Lopez

BORN: 3/26/75 in Barquisimeto, Venezuela

RESIDENCE: Orlando, FL

FAMILY: Married — Diana ... Children — Dariana, Angel and Osmin Jr.



Osmin is in his sixth season with the organization and his first with Eugene ... served as Mesa's hitting coach in 2017 ... was previously a coach with Tennessee (2016), South Bend (2015) and Mesa (2014) ... managed the Venezuela Cubs rookie league team in 2013.

- Ⓢ A former minor leaguer in the Orioles organization, Osmin combined to hit .216 (63-for-291) with 34 runs, seven doubles, three triples and 24 RBI in 90 career minor league games covering two seasons.
- Ⓢ Was a scout in the Pirates organization for 16 seasons, including 13 seasons as the organization's director of the Venezuelan Academy and manager of the Venezuelan rookie league club.
- Ⓢ Took the Pirates Venezuelan League team to the league finals each year from 2006-11, winning championships in 2008 and 2010 ... in 2005, his club recorded consecutive no-hitters.

Jacob Rogers — Assistant Coach

FULL NAME: Jacob Tyler Rogers

BORN: 8/23/89 in Clearwater, FL

RESIDENCE: Clearwater, FL

FAMILY: Single



Jacob joins Eugene's staff as an assistant coach, his first coaching stint ... was in the Cubs minor league system from 2012-16, primarily as a first baseman ... won a Midwest League Championship in 2014 and Carolina League Championship in 2015 ... appeared in six games in 2017 as a pitcher in the Rangers' system, his final pro season.

- Ⓢ Overall, he batted .270 (348-for-1,290) with 41 homers and 223 RBI in 374 minor league games in the Cubs system, reaching Double-A Tennessee in 2015.
- Ⓢ Graduated from Mt. Olive College in North Carolina and was drafted by the Cubs in the 40th round of the 2012 draft.

Sean Folan – Athletic Trainer

FULL NAME: Sean Michael Folan
BORN: 8/13/90 in Chicago, IL
RESIDENCE: Chicago, IL
FAMILY: Single



Sean is in his fourth full season with the organization and his first as athletic trainer with Eugene ... was the athletic trainer with Mesa in 2017 and an assistant athletic trainer with Triple-A Iowa in 2016 ... spent 2015 as the club's minor league rehab athletic trainer and strength and conditioning coach, working with D.L. players from all levels in Mesa, Ariz.

- © Earned his Master's in Athletic Training from Florida International in Miami in 2014 ... graduated from Concordia University of Chicago in 2012 with a degree in exercise science.
- © Certified strength and conditioning coach through National Strength and Conditioning Association ... also a certified athletic trainer and corrective exercise specialist.

Dallas Lopez – Strength and Conditioning Coach

FULL NAME: Dallas Patrick Lopez
BORN: 3/18/92 in Phoenix, AZ
RESIDENCE: Chandler, AZ
FAMILY: Married – Marissa



Dallas is in his fourth season with the Cubs and second-straight with Eugene ... spent 2015-16 with rookie league Mesa.

- © Graduated from Northern State University in Aberdeen, South Dakota with a Bachelor's of Criminal Justice.
- © Certified strength and conditioning coach through National Strength and Conditioning Association.

■ SAVE RULE

Rule 10.19 tells the official scorer to credit a pitcher with a save when:

- (a) He is the finishing pitcher in a game won by his team, and; (b) he is not the winning pitcher, and; (c) he is credited with at least 1/3 of an inning pitched, and; (d) he qualifies under one of the following conditions: (1) he enters the game with a lead of no more than three runs and pitches for at least 1.0 inning, or; (2) he enters the game with the potential tying run either on base, at bat or on deck, or; (3) he pitches effectively for at least 3.0 innings.

When a relief pitcher enters a game in a save situation and departs or the game ends with the save situation no longer in effect because he has given up the lead, he is charged with a "blown save." If the save opportunity still exists when he leaves the game, he is not charged with a save opportunity.

If the pitcher has not given up the lead when he leaves the game, though the save opportunity may no longer exist because of added runs scored by his own team, he is not charged with a save opportunity.



Eugene Emeralds (Short A) – 2017 Recap and Statistics

OVERALL RECORD: 39-37 (21-17 first half and 18-20 second half)

POSTSEASON: Lost the Northwest League Championship series vs. Vancouver, three-games-to-one ...
defeated Hillsboro, two-games-to-none, in the opening round

MANAGER: Jesus Feliciano

NORTHWEST LEAGUE MID-SEASON ALL-STARS: INF Aramis Ademan*, INF/C Gustavo Polanco, RHP Luis Aquino

NORTHWEST LEAGUE PLAYER/PITCHER OF THE WEEK WINNERS:

Manuel Rodriguez (July 3-9), Michael Cruz (July 24-30), Javier Assad (August 21-27) and Jared Young (August 28-September 4)

| BATTERS | AVG | G | AB | R | H | TB | 2B | 3B | HR | RBI | SH | SF | HP | BB | IBB | SO | SB | CS | GDP | E | SLG | OBP |
|----------------|-------------|-----------|-------------|------------|------------|------------|------------|-----------|-----------|------------|-----------|-----------|-----------|------------|----------|------------|------------|-----------|-----------|------------|-------------|-------------|
| * Ademan, A | .286 | 39 | 161 | 23 | 46 | 75 | 9 | 4 | 4 | 27 | 2 | 0 | 6 | 14 | 0 | 30 | 10 | 6 | 1 | 10 | .466 | .365 |
| Amaya, M | .228 | 58 | 228 | 21 | 52 | 77 | 14 | 1 | 3 | 26 | 0 | 3 | 2 | 11 | 0 | 49 | 1 | 0 | 4 | 8 | .338 | .266 |
| Bethencourt, J | .272 | 63 | 228 | 44 | 62 | 89 | 12 | 6 | 1 | 21 | 0 | 3 | 1 | 31 | 1 | 50 | 17 | 6 | 9 | 18 | .390 | .357 |
| Carrier, C | .208 | 17 | 53 | 5 | 11 | 16 | 2 | 0 | 1 | 4 | 1 | 0 | 5 | 4 | 0 | 31 | 3 | 0 | 1 | 1 | .302 | .323 |
| * Cruz, M | .282 | 35 | 124 | 20 | 35 | 70 | 9 | 1 | 8 | 28 | 0 | 1 | 6 | 14 | 1 | 18 | 0 | 0 | 2 | 5 | .565 | .379 |
| # Davis, Z | .275 | 56 | 193 | 31 | 53 | 70 | 7 | 2 | 2 | 12 | 2 | 2 | 8 | 24 | 0 | 56 | 23 | 5 | 0 | 3 | .363 | .374 |
| Filiere, A | .261 | 49 | 176 | 22 | 46 | 78 | 14 | 0 | 6 | 25 | 0 | 2 | 7 | 32 | 1 | 56 | 1 | 2 | 3 | 14 | .443 | .392 |
| * Filotei, T | .193 | 15 | 57 | 6 | 11 | 12 | 1 | 0 | 0 | 2 | 0 | 0 | 2 | 0 | 0 | 19 | 5 | 1 | 1 | 0 | .211 | .220 |
| Gonzalez, J | .203 | 54 | 192 | 17 | 39 | 57 | 8 | 5 | 0 | 17 | 2 | 1 | 1 | 13 | 0 | 51 | 5 | 3 | 4 | 2 | .297 | .256 |
| # Hughes, B | .248 | 41 | 153 | 20 | 38 | 55 | 12 | 1 | 1 | 16 | 0 | 3 | 2 | 13 | 0 | 43 | 6 | 3 | 1 | 3 | .359 | .310 |
| * Kwon, K | .207 | 24 | 92 | 9 | 19 | 29 | 2 | 1 | 2 | 10 | 0 | 1 | 0 | 8 | 0 | 43 | 2 | 0 | 1 | 0 | .315 | .267 |
| Martarano, J | .340 | 15 | 50 | 3 | 17 | 22 | 2 | 0 | 1 | 9 | 0 | 1 | 1 | 8 | 0 | 14 | 2 | 0 | 0 | 0 | .440 | .433 |
| Myers, C | .238 | 6 | 21 | 4 | 5 | 6 | 1 | 0 | 0 | 1 | 0 | 0 | 1 | 3 | 0 | 5 | 4 | 0 | 0 | 0 | .286 | .360 |
| Narea, R | .237 | 57 | 207 | 27 | 49 | 56 | 7 | 0 | 0 | 11 | 6 | 0 | 2 | 26 | 0 | 42 | 6 | 11 | 6 | 14 | .271 | .328 |
| Payne, T | .243 | 10 | 37 | 6 | 9 | 15 | 3 | 0 | 1 | 5 | 0 | 1 | 0 | 6 | 0 | 9 | 0 | 0 | 1 | 0 | .405 | .341 |
| Polanco, G | .281 | 64 | 260 | 26 | 73 | 97 | 12 | 3 | 2 | 32 | 0 | 2 | 4 | 10 | 0 | 76 | 2 | 1 | 4 | 5 | .373 | .315 |
| Remillard, W | .474 | 5 | 19 | 4 | 9 | 12 | 3 | 0 | 0 | 6 | 0 | 0 | 0 | 4 | 0 | 2 | 0 | 0 | 1 | 1 | .632 | .565 |
| Romano, R | .161 | 19 | 62 | 7 | 10 | 10 | 0 | 0 | 0 | 6 | 0 | 1 | 1 | 5 | 0 | 14 | 1 | 0 | 1 | 2 | .161 | .232 |
| * Rondon, E | .163 | 12 | 43 | 2 | 7 | 7 | 0 | 0 | 0 | 3 | 0 | 1 | 0 | 7 | 0 | 19 | 2 | 0 | 1 | 4 | .163 | .275 |
| Singleton, C | .185 | 27 | 108 | 15 | 20 | 30 | 7 | 0 | 1 | 10 | 0 | 1 | 1 | 8 | 0 | 27 | 6 | 1 | 1 | 2 | .278 | .246 |
| * Young, J | .257 | 39 | 140 | 23 | 36 | 47 | 6 | 1 | 1 | 15 | 2 | 0 | 0 | 11 | 0 | 29 | 6 | 2 | 1 | 3 | .336 | .311 |
| TOTALS | .248 | 76 | 2604 | 335 | 647 | 930 | 131 | 25 | 34 | 286 | 15 | 23 | 50 | 252 | 3 | 683 | 102 | 41 | 42 | 109 | .357 | .324 |

| PITCHERS | W-L | ERA | G | GS | CG | GF | SHO | SV | IP | H | R | ER | HR | HB | BB | IBB | SO | WP | BK | WHIP |
|----------------|--------------|-------------|-----------|-----------|----------|-----------|----------|-----------|--------------|------------|------------|------------|-----------|-----------|------------|----------|------------|------------|-----------|-------------|
| Abbott, C | 0-0 | 3.86 | 5 | 5 | 0 | 0 | 0 | 0 | 14.0 | 14 | 8 | 6 | 1 | 1 | 3 | 0 | 18 | 4 | 0 | 1.21 |
| Albertos, J | 2-1 | 2.86 | 8 | 8 | 0 | 0 | 0 | 0 | 34.2 | 24 | 16 | 11 | 0 | 1 | 14 | 0 | 42 | 10 | 0 | 1.10 |
| Aquino, L | 2-4 | 1.99 | 22 | 0 | 0 | 17 | 0 | 8 | 31.2 | 23 | 8 | 7 | 0 | 3 | 17 | 2 | 49 | 7 | 0 | 1.26 |
| Assad, J | 5-6 | 4.23 | 13 | 13 | 0 | 0 | 0 | 0 | 66.0 | 69 | 34 | 31 | 2 | 1 | 21 | 0 | 72 | 7 | 1 | 1.36 |
| Camargo, J | 3-1 | 2.39 | 14 | 8 | 0 | 1 | 0 | 0 | 60.1 | 40 | 21 | 16 | 0 | 8 | 22 | 0 | 73 | 11 | 1 | 1.03 |
| Cammack, H | 0-0 | 6.75 | 6 | 0 | 0 | 2 | 0 | 0 | 5.1 | 8 | 7 | 4 | 0 | 0 | 8 | 0 | 5 | 2 | 0 | 3.00 |
| Clark, B | 2-4 | 3.83 | 11 | 11 | 0 | 0 | 0 | 0 | 44.2 | 45 | 32 | 19 | 1 | 6 | 28 | 0 | 44 | 10 | 2 | 1.63 |
| De Los Rios, E | 4-1 | 3.51 | 12 | 6 | 0 | 1 | 0 | 0 | 59.0 | 47 | 27 | 23 | 5 | 3 | 23 | 0 | 49 | 5 | 0 | 1.19 |
| * Diaz, A | 0-2 | 2.31 | 8 | 0 | 0 | 4 | 0 | 1 | 11.2 | 13 | 8 | 3 | 0 | 0 | 7 | 1 | 13 | 7 | 1 | 1.71 |
| Diaz, E | 3-0 | 1.72 | 16 | 0 | 0 | 6 | 0 | 0 | 31.1 | 24 | 8 | 6 | 0 | 3 | 8 | 0 | 32 | 2 | 0 | 1.02 |
| Garcia, A | 2-0 | 3.38 | 4 | 4 | 0 | 0 | 0 | 0 | 18.2 | 16 | 7 | 7 | 1 | 1 | 8 | 0 | 13 | 3 | 2 | 1.29 |
| Glowicki, B | 1-3 | 4.57 | 18 | 0 | 0 | 15 | 0 | 3 | 21.2 | 25 | 14 | 11 | 1 | 0 | 8 | 0 | 26 | 1 | 0 | 1.52 |
| * Gomez, Y | 4-1 | 1.75 | 9 | 2 | 0 | 2 | 0 | 1 | 25.2 | 21 | 6 | 5 | 0 | 1 | 5 | 0 | 32 | 0 | 1 | 1.01 |
| Hecht, B | 0-0 | 1.53 | 10 | 0 | 0 | 1 | 0 | 0 | 17.2 | 12 | 7 | 3 | 1 | 0 | 10 | 0 | 25 | 6 | 0 | 1.25 |
| Knighton, M | 1-1 | 0.96 | 6 | 0 | 0 | 5 | 0 | 3 | 9.1 | 7 | 2 | 1 | 0 | 0 | 3 | 1 | 10 | 0 | 0 | 1.07 |
| Lacy, R | 0-2 | 5.59 | 3 | 1 | 0 | 1 | 0 | 1 | 9.2 | 11 | 6 | 6 | 0 | 0 | 2 | 0 | 10 | 0 | 0 | 1.34 |
| Lange, A | 0-1 | 4.82 | 4 | 4 | 0 | 0 | 0 | 0 | 9.1 | 9 | 6 | 5 | 0 | 1 | 3 | 0 | 13 | 0 | 0 | 1.29 |
| * Little, B | 0-2 | 9.37 | 6 | 6 | 0 | 0 | 0 | 0 | 16.1 | 21 | 18 | 17 | 2 | 1 | 9 | 0 | 12 | 4 | 0 | 1.84 |
| Malave, M | 0-0 | 2.25 | 3 | 0 | 0 | 0 | 0 | 0 | 4.0 | 3 | 1 | 1 | 0 | 0 | 1 | 0 | 4 | 0 | 0 | 1.00 |
| Marte, J | 0-2 | 3.60 | 7 | 0 | 0 | 4 | 0 | 0 | 10.0 | 8 | 10 | 4 | 2 | 3 | 5 | 0 | 6 | 1 | 0 | 1.30 |
| Payne, T | 0-0 | 0.00 | 1 | 0 | 0 | 0 | 0 | 0 | 4.0 | 1 | 0 | 0 | 0 | 1 | 0 | 0 | 1 | 0 | 0 | 0.25 |
| Rodriguez, M | 1-0 | 3.52 | 12 | 0 | 0 | 1 | 0 | 0 | 23.0 | 20 | 11 | 9 | 1 | 1 | 6 | 1 | 33 | 5 | 0 | 1.13 |
| Romero, J | 1-0 | 1.80 | 8 | 0 | 0 | 1 | 0 | 1 | 15.0 | 8 | 4 | 3 | 0 | 2 | 5 | 0 | 19 | 1 | 0 | 0.87 |
| Rondon, A | 0-0 | 1.62 | 9 | 0 | 0 | 0 | 0 | 0 | 16.2 | 10 | 4 | 3 | 0 | 3 | 5 | 0 | 18 | 3 | 2 | 0.90 |
| Ryan, C | 1-1 | 8.50 | 13 | 0 | 0 | 1 | 0 | 0 | 18.0 | 28 | 19 | 17 | 2 | 3 | 6 | 1 | 12 | 3 | 1 | 1.89 |
| * Sands, C | 1-0 | 13.50 | 1 | 0 | 0 | 0 | 0 | 0 | 2.0 | 2 | 3 | 3 | 1 | 2 | 2 | 0 | 1 | 1 | 0 | 2.00 |
| Steffens, J | 1-1 | 1.54 | 16 | 0 | 0 | 12 | 0 | 2 | 23.1 | 15 | 4 | 4 | 0 | 0 | 7 | 0 | 22 | 3 | 0 | 0.94 |
| Swamer, M | 3-0 | 2.72 | 7 | 7 | 0 | 0 | 0 | 0 | 36.1 | 31 | 12 | 11 | 4 | 1 | 8 | 0 | 37 | 1 | 0 | 1.07 |
| * Thomas, R | 1-0 | 2.33 | 11 | 0 | 0 | 1 | 0 | 0 | 19.1 | 15 | 5 | 5 | 1 | 1 | 13 | 0 | 24 | 4 | 0 | 1.45 |
| Thompson, K | 1-2 | 2.37 | 7 | 1 | 0 | 1 | 0 | 0 | 19.0 | 15 | 5 | 5 | 1 | 0 | 4 | 0 | 23 | 2 | 0 | 1.00 |
| Uelmen, E | 0-2 | 2.04 | 7 | 0 | 0 | 0 | 0 | 0 | 17.2 | 18 | 11 | 4 | 2 | 0 | 9 | 2 | 23 | 2 | 0 | 1.53 |
| TOTALS | 39-37 | 3.24 | 76 | 76 | 0 | 76 | 3 | 20 | 695.1 | 603 | 324 | 250 | 28 | 47 | 270 | 8 | 761 | 105 | 11 | 1.26 |

*Left-handed Batter/Pitcher ... #Switch-hitter

MESA CUBS (R)

LEAGUE: Arizona League (East Division)

CLUB INFORMATION: Sloan Park, 2330 W. Rio Salado Pkwy., Mesa, AZ 85201 ... (480) 668-4500

ADMINISTRATOR: Gil Passarella

Carmelo Martinez – Manager

FULL NAME: Carmelo Martinez (Salgado)

BORN: 7/28/60 in Dorado, Puerto Rico

RESIDENCE: Dorado, Puerto Rico

FAMILY: Married – Maria ... Children – Nalisha, Neysha, Sasha, Natalie, Melissa and Carmelo Jr.



Carmelo is in his 21st season in the Cubs organization ... has spent nine seasons as Mesa's manager, including the last three seasons ... led the club to the Arizona League title last season, its first since 2002.

Ⓢ Spent 2014 as the organization's Latin American Field Coordinator after serving as the short-season hitting coordinator in 2013 ... was the Cubs Latin American field coordinator for five years (2008-12).

Ⓢ His 2002 Mesa club won the Arizona League title after finishing the season with a 35-21 record ... after the campaign, he earned Manager of the Year honors.

Ⓢ The former outfielder/first baseman played in the majors from 1983-91, seeing action with the Cubs (1983), San Diego (1984-89), Philadelphia (1990), Pittsburgh (1990-91), Kansas City (1991) and Cincinnati (1991) ... in 1,003 big league games, he batted .245 with 108 homers and 424 RBI.

Ⓢ Played in the 1984 World Series with San Diego and appeared in the 1990 NLCS with Pittsburgh.

Ⓢ Began his pro career in 1979 after he was signed by the Cubs ... reached the majors late in 1983 and homered in his first big league at-bat (off Cincinnati's Frank Pastore).

MANAGERIAL RECORD

| YEAR | TEAM | LEAGUE | W-L | PCT | STANDING |
|----------------------------|--------|---------|----------------|-------------|-----------|
| 1999 | Mesa-R | Arizona | 18-37 | .327 | 8th |
| 2000 | Mesa-R | Arizona | 32-24 | .571 | 2nd |
| 2001 | Mesa-R | Arizona | 26-30 | .464 | 5th/6th |
| 2002 | Mesa-R | Arizona | 35-21 | .625 | *1st/1st |
| 2003 | Mesa-R | Arizona | 27-39 | .409 | 8th |
| 2006 | Mesa-R | Arizona | 21-34 | .382 | T6th |
| 2015 | Mesa-R | Arizona | 31-22 | .585 | ^2nd/1st |
| 2016 | Mesa-R | Arizona | 28-28 | .500 | ^1st, 5th |
| 2017 | Mesa-R | Arizona | 25-31 | .446 | *5th/1st |
| MINOR LEAGUE TOTALS | | | 218-235 | .481 | |

*Won League Championship Series ... ^ Lost in first round

Steve Janssen – Pitching Coach

FULL NAME: Steve Janssen

BORN: 2/20/72 in Wilrijk, Belgium

RESIDENCE: Hoevenen, Antwerp, Belgium

FAMILY: Single



Steve enters his first season in the Cubs organization ... has over 30 seasons of baseball coaching experience ... in 2017, he served as manager of the Dutch National baseball team and Team World during the Asian Winter League ... was also the pitching coach for the Netherlands World Baseball Classic team, along with Bert Blyleven, in both 2013 and 2017.

Ⓢ Was a 2016 European Baseball Coach of the Year award winner as manager of the Dutch National team, leading the club to a 20-0 record.

Ⓢ Won the World Championship in 2011 in Panama as a pitching coach with the Netherlands, defeating Cuba in the finals.

Ⓢ Served as pitching coach of the Dutch national team during the 2004 Olympics in Athens.

Wes Long – Hitting Coach

FULL NAME: Wesley O. Long

BORN: 6/12/82 in Auburn, AL

RESIDENCE: Seattle, WA

FAMILY: Married – Cory ... Children – Perrin & Ivy



Wes enters his first season in the Cubs organization ... served as an associate scout with the Athletics in 2017.

Ⓢ Owns and operates City Baseball Academy in Seattle, Wash. ... the academy is one of the largest and most successful developmental programs for 9-18U players in the Northwest.

Ⓢ Was drafted by Oakland in 2004 out of the University of Alabama-Huntsville ... played in the minors and independent ball from 2004-11, including for current Cubs assistant hitting coach Andy Haines in 2007 and 2010.

Ⓢ Graduated with a degree in Business Administration from Athens State University.

GOING DEEP AGAIN AND AGAIN

The Cubs homered 15 times over a three-game period August 10-August 12, 2002, hitting six homers August 10 at Colorado's Coors Field, five on August 11 at Coors Field and four on August 12 at Wrigley Field.

The 15 homers tied a National League three-game mark accomplished three previous times – most recently by Cincinnati in 1999 (September 4-September 6).

Leo Perez — Rehab Coach

FULL NAME: Leonel G. Perez (Hernandez)
BORN: 1/3/84 in Monte Plata, D.R.
RESIDENCE: Mesa, AZ
FAMILY: Single ... Child — Leonel Alexander



Leo is in his 10th season as a coach in Chicago's organization and second-straight with Mesa ... was a coach with Triple-A Iowa in 2016 ... played in the Cubs system from 2003-2008.

- Ⓢ Combined to hit .244 (59-for-242) with 13 doubles, two homers and 25 RBI in 77 career minor league games.
- Ⓢ Pitched in 16 games in 2007 with the Dominican team, going 4-1 with a 2.88 ERA (13 ER/40.2 IP).

Ike Ogata — Athletic Trainer

FULL NAME: Ikura Ogata
BORN: 4/6/86 in Hirosaki, Japan
RESIDENCE: Morioka, Japan
FAMILY: Single



Ike begins his first season in the Cubs organization ... previously spent three seasons as an assistant athletic trainer at Marquette University ... provided coverage for the school's men's and women's track and field and cross country teams.

- Ⓢ Earned his Master's in health and human physiology with an athletic training subtrack from the University of Iowa ... while at Iowa, he served as a graduate assistant athletic trainer for the Iowa baseball team ... received an undergraduate degree in athletic training with a minor in kinesiology from Kansas State.
- Ⓢ While at Kansas State, he interned in 2012 with Double-A Northwest Arkansas, an affiliate of the Kansas City Royals.

Mike Megrew — Strength and Conditioning Coach

FULL NAME: Michael Megrew
BORN: 1/29/84 in Westerly, RI
RESIDENCE: LaGrangeville, NY
FAMILY: Married — Lauren ... Child — Elliot



Mike is in his sixth year with the Cubs, and his first as Mesa's strength and conditioning coach ... spent the previous four seasons as Double-A Tennessee's strength and conditioning coach ... he held the same role with Single-A Kane County in 2013.

- Ⓢ Was a left-handed pitcher in the Dodgers, Marlins and Padres farm systems from 2002-08 ... selected by the Dodgers in the fifth round of the 2002 Draft.
- Ⓢ Earned his Master's Degree in Exercise Science from California University of Pennsylvania.
- Ⓢ Graduated from Arizona State University in 2012 with a Bachelor's of Science in Kinesiology ... graduated from Chariho High School in Wood River Junction, R.I., in 2002.
- Ⓢ Certified strength and conditioning coach through National Strength and Conditioning Association.

DECADE FIRSTS

When he made his Cubs/major league debut May 7, 2010, Starlin Castro became the first player born during the 1990s to appear in a game for the Cubs. The first Cubs players born in each decade since 1900:

| DECADE | FIRST CUB (YEARS W/CLUB) | BIRTHDATE | DEBUT |
|--------|-----------------------------------|--------------------|--------------------|
| 1900s | Virgil Cheeves (1920-23) | February 12, 1901 | September 7, 1920 |
| 1910s | Frank Demaree (1932-33, 1935-38) | June 10, 1910 | July 22, 1932 |
| 1920s | Johnny Schmitz (1941-42, 1946-51) | November 27, 1920 | September 6, 1941 |
| 1930s | Andy Varga (1950-51) | December 11, 1930 | September 9, 1950 |
| 1940s | Dick Ellsworth (1958, 1960-66) | March 22, 1940 | June 22, 1958 |
| 1950s | Burt Hooton (1971-75) | February 7, 1950 | June 17, 1971 |
| 1960s | Mel Hall (1981-84) | September 16, 1960 | September 3, 1981 |
| 1970s | Jessie Hollins (1992) | January 27, 1970 | September 19, 1992 |
| 1980s | Carlos Zambrano (2001-11) | June 1, 1981 | August 20, 2001 |
| 1990s | Starlin Castro (2010-2015) | March 24, 1990 | May 7, 2010 |

Mesa Cubs (R) – 2017 Recap and Statistics

OVERALL RECORD: 25-31 (9-19 first half and 16-12 second half)

POSTSEASON: Won the Arizona League Championship, defeating the AZL Giants, two-games-to-one

MANAGER: Carmelo Martinez

| BATTERS | AVG | G | AB | R | H | TB | 2B | 3B | HR | RBI | SH | SF | HP | BB | IBB | SO | SB | CS | GDP | E | SLG | OBP |
|----------------|-------------|-----------|-------------|------------|------------|------------|------------|-----------|-----------|------------|-----------|-----------|-----------|------------|----------|------------|-----------|-----------|-----------|-----------|-------------|-------------|
| Baez, J | .214 | 5 | 14 | 2 | 3 | 4 | 1 | 0 | 0 | 3 | 0 | 2 | 0 | 2 | 0 | 3 | 2 | 1 | 0 | 1 | .286 | .278 |
| Balego, C | .286 | 36 | 98 | 14 | 28 | 44 | 13 | 0 | 1 | 9 | 1 | 2 | 3 | 14 | 0 | 21 | 1 | 3 | 1 | 8 | .449 | .385 |
| Carrier, C | .067 | 7 | 15 | 1 | 1 | 1 | 0 | 0 | 0 | 0 | 0 | 0 | 2 | 2 | 0 | 6 | 1 | 0 | 3 | 0 | .067 | .263 |
| Cuevas, Y | .235 | 33 | 81 | 13 | 19 | 27 | 6 | 1 | 0 | 8 | 0 | 2 | 1 | 9 | 0 | 15 | 4 | 0 | 1 | 0 | .333 | .312 |
| Diaz, C | .197 | 27 | 71 | 4 | 14 | 22 | 8 | 0 | 0 | 6 | 0 | 0 | 0 | 3 | 0 | 14 | 1 | 0 | 0 | 5 | .310 | .230 |
| Filiere, A | .125 | 2 | 8 | 0 | 1 | 1 | 0 | 0 | 0 | 1 | 0 | 0 | 0 | 0 | 0 | 4 | 0 | 0 | 0 | 0 | .125 | .125 |
| * Filotei, T | .125 | 10 | 16 | 2 | 2 | 2 | 0 | 0 | 0 | 0 | 0 | 0 | 1 | 0 | 7 | 0 | 0 | 1 | 0 | 1 | .125 | .176 |
| # Gutierrez, J | .256 | 40 | 156 | 22 | 40 | 57 | 11 | 3 | 0 | 13 | 1 | 1 | 0 | 8 | 0 | 51 | 6 | 1 | 0 | 2 | .365 | .291 |
| Hidalgo, L | .339 | 17 | 62 | 9 | 21 | 32 | 5 | 0 | 2 | 13 | 0 | 0 | 0 | 2 | 0 | 7 | 1 | 1 | 1 | 1 | .516 | .359 |
| * Kwon, K | .169 | 25 | 71 | 10 | 12 | 17 | 3 | 1 | 0 | 2 | 1 | 0 | 3 | 7 | 0 | 24 | 1 | 1 | 0 | 2 | .239 | .272 |
| Mastrobuoni, M | .308 | 41 | 133 | 25 | 41 | 72 | 13 | 0 | 6 | 22 | 0 | 2 | 0 | 19 | 0 | 18 | 1 | 1 | 2 | 5 | .541 | .390 |
| # Mejia, F | .214 | 36 | 117 | 16 | 25 | 33 | 6 | 1 | 0 | 12 | 1 | 1 | 3 | 10 | 0 | 25 | 2 | 2 | 0 | 12 | .282 | .290 |
| Mejia, R | .209 | 25 | 86 | 7 | 18 | 35 | 3 | 1 | 4 | 8 | 0 | 0 | 1 | 4 | 0 | 20 | 2 | 1 | 1 | 2 | .407 | .253 |
| Nunez, R | .121 | 17 | 33 | 5 | 4 | 4 | 0 | 0 | 0 | 3 | 1 | 0 | 1 | 5 | 0 | 14 | 0 | 0 | 0 | 3 | .121 | .256 |
| # Perlaza, Y | .235 | 25 | 102 | 13 | 24 | 32 | 4 | 2 | 0 | 6 | 1 | 0 | 0 | 6 | 0 | 25 | 4 | 3 | 0 | 9 | .314 | .278 |
| Remillard, W | .167 | 3 | 6 | 0 | 1 | 2 | 1 | 0 | 0 | 0 | 0 | 0 | 1 | 1 | 0 | 1 | 0 | 0 | 1 | 0 | .333 | .375 |
| * Reyes, R | .190 | 6 | 21 | 5 | 4 | 6 | 2 | 0 | 0 | 1 | 0 | 0 | 0 | 1 | 0 | 3 | 1 | 0 | 0 | 1 | .286 | .227 |
| Romano, R | .359 | 11 | 39 | 2 | 14 | 16 | 2 | 0 | 0 | 5 | 0 | 2 | 0 | 0 | 0 | 4 | 0 | 2 | 1 | 0 | .410 | .341 |
| * Sepulveda, C | .324 | 9 | 37 | 6 | 12 | 14 | 2 | 0 | 0 | 4 | 0 | 0 | 0 | 4 | 0 | 4 | 0 | 1 | 1 | 0 | .378 | .390 |
| * Sierra, J | .259 | 48 | 185 | 19 | 48 | 68 | 10 | 2 | 2 | 22 | 0 | 0 | 2 | 18 | 1 | 59 | 6 | 2 | 8 | 2 | .368 | .332 |
| Singleton, C | .304 | 12 | 46 | 6 | 14 | 21 | 2 | 1 | 1 | 6 | 0 | 0 | 0 | 3 | 0 | 10 | 5 | 1 | 0 | 0 | .457 | .347 |
| * Upshaw, A | .313 | 4 | 16 | 4 | 5 | 12 | 1 | 0 | 2 | 8 | 0 | 0 | 0 | 0 | 0 | 4 | 0 | 0 | 0 | 3 | .750 | .313 |
| Vazquez, L | .184 | 29 | 103 | 7 | 19 | 23 | 4 | 0 | 0 | 9 | 2 | 0 | 0 | 6 | 0 | 23 | 4 | 1 | 5 | 4 | .223 | .229 |
| Velazquez, N | .236 | 32 | 110 | 26 | 26 | 59 | 5 | 2 | 8 | 17 | 0 | 0 | 1 | 15 | 0 | 39 | 5 | 2 | 2 | 2 | .536 | .333 |
| * Wilson, D | .500 | 3 | 8 | 5 | 4 | 14 | 1 | 0 | 3 | 5 | 0 | 1 | 1 | 2 | 1 | 1 | 1 | 0 | 0 | 0 | 1.750 | .583 |
| Zamudio, K | .110 | 34 | 118 | 7 | 13 | 19 | 3 | 0 | 1 | 7 | 0 | 0 | 0 | 13 | 0 | 52 | 0 | 0 | 3 | 5 | .161 | .198 |
| Zinn, D | .228 | 40 | 114 | 16 | 26 | 34 | 6 | 1 | 0 | 9 | 2 | 0 | 0 | 12 | 0 | 31 | 3 | 1 | 0 | 10 | .298 | .302 |
| TOTALS | .235 | 56 | 1866 | 246 | 439 | 671 | 112 | 15 | 30 | 199 | 10 | 13 | 19 | 167 | 2 | 485 | 51 | 24 | 31 | 85 | .360 | .303 |

| PITCHERS | W-L | ERA | G | GS | CG | GF | SHO | SV | IP | H | R | ER | HR | HB | BB | IBB | SO | WP | BK | WHIP |
|----------------|--------------|-------------|-----------|-----------|----------|-----------|----------|-----------|--------------|------------|------------|------------|-----------|-----------|------------|----------|------------|-----------|----------|-------------|
| Albertos, J | 0-0 | 4.32 | 2 | 2 | 0 | 0 | 0 | 0 | 8.1 | 6 | 4 | 4 | 0 | 1 | 3 | 0 | 6 | 0 | 0 | 1.08 |
| Barry, S | 1-0 | 6.00 | 3 | 0 | 0 | 0 | 0 | 0 | 3.0 | 4 | 3 | 2 | 0 | 0 | 1 | 0 | 2 | 0 | 0 | 1.67 |
| * Carrera, F | 2-4 | 3.88 | 10 | 9 | 0 | 0 | 0 | 0 | 51.0 | 48 | 26 | 22 | 2 | 1 | 9 | 0 | 30 | 8 | 1 | 1.12 |
| Carter, J | 0-0 | 1.50 | 5 | 0 | 0 | 2 | 0 | 0 | 6.0 | 3 | 3 | 1 | 0 | 1 | 4 | 0 | 8 | 0 | 0 | 1.17 |
| Colorado, A | 3-4 | 3.91 | 11 | 5 | 0 | 2 | 0 | 0 | 50.2 | 54 | 25 | 22 | 6 | 5 | 18 | 0 | 49 | 10 | 0 | 1.42 |
| Correa, D | 0-1 | 2.16 | 2 | 0 | 0 | 0 | 0 | 0 | 8.1 | 9 | 5 | 2 | 0 | 0 | 3 | 0 | 6 | 0 | 0 | 1.44 |
| De La Cruz, O | 0-0 | 0.00 | 1 | 0 | 0 | 0 | 0 | 0 | 2.0 | 0 | 0 | 0 | 0 | 0 | 0 | 0 | 1 | 0 | 0 | 0.00 |
| Estrada, J | 0-0 | 1.42 | 4 | 0 | 0 | 1 | 0 | 0 | 6.1 | 5 | 1 | 1 | 0 | 0 | 6 | 0 | 6 | 1 | 0 | 1.74 |
| Ferrebus, E | 2-1 | 4.76 | 4 | 3 | 0 | 0 | 0 | 0 | 17.0 | 12 | 9 | 9 | 0 | 1 | 9 | 0 | 12 | 4 | 0 | 1.24 |
| Guerrero, F | 1-1 | 3.06 | 8 | 0 | 0 | 6 | 0 | 3 | 17.2 | 17 | 13 | 6 | 1 | 0 | 4 | 0 | 18 | 2 | 0 | 1.19 |
| Hecht, B | 0-0 | 11.57 | 2 | 0 | 0 | 1 | 0 | 0 | 2.1 | 2 | 3 | 3 | 1 | 0 | 3 | 0 | 5 | 0 | 0 | 2.14 |
| King, B | 0-0 | 2.82 | 9 | 4 | 0 | 1 | 0 | 0 | 22.1 | 23 | 9 | 7 | 0 | 3 | 5 | 0 | 28 | 4 | 0 | 1.25 |
| Lacy, R | 1-1 | 0.92 | 8 | 0 | 0 | 4 | 0 | 1 | 19.2 | 13 | 7 | 2 | 1 | 1 | 2 | 0 | 17 | 3 | 0 | 0.76 |
| Leidenz, J | 0-1 | 4.50 | 4 | 0 | 0 | 1 | 0 | 0 | 6.0 | 7 | 8 | 3 | 0 | 0 | 5 | 0 | 7 | 1 | 0 | 2.00 |
| * Mac Donna, J | 2-0 | 4.26 | 5 | 0 | 0 | 3 | 0 | 0 | 6.1 | 6 | 3 | 3 | 0 | 0 | 3 | 0 | 6 | 0 | 0 | 1.42 |
| * Marquez, B | 2-1 | 5.52 | 11 | 9 | 0 | 0 | 0 | 0 | 44.0 | 50 | 34 | 27 | 3 | 4 | 12 | 0 | 52 | 8 | 1 | 1.41 |
| Medina, I | 0-4 | 3.86 | 9 | 0 | 0 | 7 | 0 | 4 | 14.0 | 21 | 8 | 6 | 0 | 3 | 2 | 0 | 15 | 4 | 0 | 1.64 |
| Mills, A | 0-0 | 0.00 | 2 | 2 | 0 | 0 | 0 | 0 | 5.0 | 2 | 0 | 0 | 0 | 0 | 1 | 0 | 6 | 0 | 0 | 0.60 |
| * Palma, E | 5-1 | 2.40 | 16 | 0 | 0 | 7 | 0 | 1 | 41.1 | 31 | 14 | 11 | 1 | 5 | 6 | 0 | 44 | 4 | 3 | 0.90 |
| Passantino, J | 2-0 | 3.10 | 11 | 0 | 0 | 5 | 0 | 0 | 20.1 | 28 | 8 | 7 | 0 | 1 | 2 | 0 | 22 | 4 | 0 | 1.48 |
| Perez, Y | 0-3 | 9.82 | 7 | 6 | 0 | 0 | 0 | 0 | 18.1 | 29 | 23 | 20 | 3 | 1 | 9 | 0 | 26 | 2 | 2 | 2.07 |
| Ramos, E | 2-2 | 5.63 | 11 | 1 | 0 | 1 | 0 | 0 | 24.0 | 36 | 25 | 15 | 2 | 1 | 15 | 1 | 22 | 3 | 0 | 2.13 |
| Remy, P | 0-0 | 7.50 | 5 | 0 | 0 | 3 | 0 | 1 | 6.0 | 7 | 6 | 5 | 0 | 0 | 5 | 1 | 10 | 1 | 0 | 2.00 |
| Ridings, S | 0-2 | 4.09 | 12 | 8 | 0 | 0 | 0 | 0 | 22.0 | 17 | 11 | 10 | 1 | 4 | 20 | 0 | 26 | 6 | 0 | 1.68 |
| Romero, J | 0-0 | 0.00 | 1 | 0 | 0 | 0 | 0 | 0 | 1.0 | 0 | 0 | 0 | 0 | 0 | 1 | 0 | 0 | 0 | 0 | 1.00 |
| Rosario, J | 1-1 | 6.23 | 4 | 0 | 0 | 0 | 0 | 0 | 4.1 | 4 | 3 | 3 | 2 | 0 | 3 | 0 | 7 | 1 | 0 | 1.62 |
| * Sands, C | 0-1 | 3.09 | 4 | 4 | 0 | 0 | 0 | 0 | 11.2 | 8 | 4 | 4 | 0 | 1 | 11 | 0 | 10 | 2 | 0 | 1.63 |
| Stinnett, J | 0-0 | 0.00 | 3 | 0 | 0 | 0 | 0 | 0 | 4.2 | 4 | 0 | 0 | 0 | 0 | 0 | 0 | 9 | 2 | 0 | 0.86 |
| Stophel, M | 1-0 | 3.45 | 12 | 0 | 0 | 7 | 0 | 1 | 15.2 | 12 | 6 | 6 | 2 | 1 | 8 | 0 | 22 | 0 | 0 | 1.28 |
| Sweeney, N | 0-2 | 5.91 | 14 | 0 | 0 | 5 | 0 | 0 | 21.1 | 30 | 22 | 14 | 2 | 2 | 14 | 0 | 18 | 7 | 0 | 2.06 |
| * Zastryzny, R | 0-1 | 1.04 | 3 | 3 | 0 | 0 | 0 | 0 | 8.2 | 9 | 6 | 1 | 0 | 0 | 1 | 0 | 4 | 1 | 0 | 1.15 |
| TOTALS | 25-31 | 3.95 | 56 | 56 | 0 | 56 | 1 | 11 | 489.1 | 497 | 289 | 215 | 27 | 36 | 185 | 2 | 494 | 78 | 7 | 1.39 |

*Left-handed Batter/Pitcher ... #Switch-hitter

MESA CUBS 2 (R)

LEAGUE: Arizona League (East Division)

CLUB INFORMATION: Sloan Park, 2330 W. Rio Salado Pkwy., Mesa, AZ 85201 ... (480) 668-4500

ADMINISTRATOR: Gil Passarella

Jonathan Mota – Manager

FULL NAME: Jonathan J. Mota

BORN: 6/1/87 in Valencia, Venezuela

RESIDENCE: Port Orange, FL

FAMILY: Married – Christine ... Children – CJ and Andrew



Jonathan is in his first year as a manager, taking over the Cubs second Mesa team ... is in his third year as a coach in the Cubs organization ... was a coach with Single-A South Bend last year ... was a player in the Cubs organization from 2004-15, batting .257 with 39 homers in 964 games, reaching the Triple-A level.

- © Originally signed with the Cubs as a non-drafted free agent, August 23, 2003.
- © Was a non-roster invitee to Cubs major league Spring Training in 2012.

Jamie Vermilyea – Pitching Coach

FULL NAME: James Jordan Vermilyea

BORN: 2/10/82 in Tucson, AZ

RESIDENCE: Tucson, AZ

FAMILY: Married – Vanessa Mikán



Jamie enters his first season as a pitching coach in the Cubs organization ... previously served as pitching coach with the Winnipeg Goldeyes from 2013-15.

- © Was drafted by Toronto in the ninth round of the 2003 Draft out of the University of New Mexico ... played in nine professional seasons from 2003-11, including two games in the majors with the Blue Jays in 2007, tossing 6.0-scoreless innings ... was a major league Rule 5 pick of the Red Sox in 2006.
- © Was the manager of Na Koa Ikaika Maui, an independent team in Hawaii in 2012, his first baseball coaching experience.

Claudio Almonte – Hitting Coach

FULL NAME: Claudio Jose Almonte Martinez

BORN: 2/26/73 in Santo Domingo, D.R.

RESIDENCE: Santo Domingo, D.R.

FAMILY: Children – Astrid and Claudio Jr.



Claudio enters his first season as a hitting coach with Mesa ... was a hitting coach with the Cubs DSL team last season after serving as the manager in 2016 ... was a coach with the club in 2015 as well ... managed the Mariners' Dominican team for four seasons (2011-14) before joining the Cubs.

- © Prior to joining the Mariners, spent two seasons managing the Cardinals Dominican Summer team (2009-10) and was a coach for the Twins DSL team from 2003-07.
- © Played in the Twins system from 1997-99, reaching Single-A Quad City of the Midwest League in his final season ... overall, batted .284 with nine home runs and 100 RBI in 210 career minor league games.

WELCOME TO THE BROOMTOWN

The last time the Cubs swept four consecutive series of any length took place in 1970, when the club won 11-straight contests from April 14-April 27:

April 14-15-16 – 3-game sweep vs. Philadelphia

April 17-18 – 2-game sweep vs. Montreal

April 21-22 – 2-game sweep vs. St. Louis

April 24-25-26 – 3-game sweep vs. Houston

April 27 – Won first game of a series in Pittsburgh

In 1935, the Cubs had a club-record 21-game winning streak from September 4-September 27. That streak also marked the last time the Cubs swept four straight series of at least three games. The breakdown:

Sept. 4-5-6-7 – 4-game sweep vs. Philadelphia

Sept. 9 (DH)-10-11 – 4-game sweep vs. Boston Braves

Sept. 12-13-14-15 – 4-game sweep vs. Brooklyn

Sept. 16-17-18-19 – 4-game sweep vs. N.Y. Giants

Sept. 21-22 – 2-game sweep vs. Pittsburgh

Sept. 25-26-27 – Won first 3 games at St. Louis

Michael Carter – Assistant Coach

FULL NAME: Michael Carter

BORN: 5/5/69 in Vicksburg, MS

RESIDENCE: Chandler, AZ

FAMILY: Children – Michael Hermosillo & Antoine Mistico



Michael enters his first season as a coach in the Cubs organization ... appeared in 13 professional seasons from 1990-2002, including three seasons in the Cubs system with Triple-A Iowa from 1994-96.

- © Was drafted by Milwaukee in the third round in 1990 ... won a batting title in Triple-A with Iowa in 1995 ... overall, he batted .289 with 88 doubles, 16 triples, 22 homers and 62 stolen bases in six seasons at the Triple-A level.
- © Was a member of Team USA in the 2000 Pan Am Games in Panama.
- © Both of his sons have been drafted by MLB clubs ... Michael is currently in the Angels system after being drafted in 2013, while Antoine was drafted in 2017 by Detroit, but did not sign and is currently attending Scottsdale Community College.

Matthew Hussey – Trainer

FULL NAME: Matthew J. Hussey

BORN: 3/20/91 in Morris, IL

RESIDENCE: Phoenix, AZ

FAMILY: Single



Matthew begins his first season as a trainer in the Cubs organization.

- © Graduated with a B.A. in Athletic Training from North Central College in 2013 ... currently pursuing a Master of Science Degree in Athletic Training from A.T. Still University ... completed an internship with the Arizona Diamondbacks in 2017 ... was also a graduate assistant athletic trainer at South Mountain Community College.
- © Worked for three years (2013-2016) as the athletic trainer at Wilmington High School in Wilmington, IL before moving to Phoenix.

■ CUBS JUNE 1ST ROUND PICKS

| YEAR | PLAYER | POS | OVERALL | YEAR | PLAYER | POS | OVERALL | YEAR | PLAYER | POS | OVERALL |
|------|----------------|-----|---------|------|-------------------|-----|---------|------|----------------|-----|---------|
| 1965 | Rick James | RHP | 6 | 1983 | Jackie Davidson | RHP | 6 | 2002 | Bobby Brownlie | RHP | 21 |
| 1966 | Dean Burk | RHP | 5 | 1984 | Drew Hall | LHP | 3 | 2003 | Ryan Harvey | OF | 6 |
| 1967 | Terry Hughes | SS | 2 | 1985 | Rafael Palmeiro | OF | 22 | 2004 | No Selection | | |
| 1968 | Ralph Rickey | OF | 15 | | Dave Masters | RHP | 24 | 2005 | Mark Pawelek | LHP | 20 |
| 1969 | Roger Metzger | SS | 16 | 1986 | Derrick May | OF | 9 | 2006 | Tyler Colvin | OF | 13 |
| 1970 | Gene Hiser | OF | 19 | 1987 | Mike Harkey | RHP | 4 | 2007 | Josh Vitters | IF | 3 |
| 1971 | Jeff Wehmeier | RHP | 16 | 1988 | Ty Griffin | 2B | 9 | 2008 | Andrew Cashner | RHP | 19 |
| 1972 | Brian Verno | LHP | 15 | 1989 | Earl Cunningham | OF | 8 | 2009 | Brett Jackson | OF | 31 |
| 1973 | Jerry Tabb | 1B | 16 | 1990 | Lance Dickson | LHP | 23 | 2010 | Hayden Simpson | RHP | 16 |
| 1974 | Scot Thompson | OF | 7 | 1991 | Doug Glanville | OF | 12 | 2011 | Javier Baez | INF | 9 |
| 1975 | Brian Rosinski | OF | 4 | 1992 | Derek Wallace | RHP | 11 | 2012 | Albert Almora | OF | 6 |
| 1976 | Herman Segelke | RHP | 7 | 1993 | Brooks Kieschnick | OF | 10 | 2013 | Kris Bryant | IF | 2 |
| 1977 | Randy Martz | RHP | 12 | | Jon Ratliff | RHP | 24 | 2014 | Kyle Schwarber | C | 4 |
| 1978 | Bill Hayes | C | 13 | 1994 | Jayson Peterson | RHP | 15 | 2015 | Ian Happ | OF | 9 |
| 1979 | Jon Perlman | RHP | 12 | 1995 | Kerry Wood | RHP | 4 | 2016 | No selection | | |
| 1980 | Don Schulze | RHP | 11 | 1996 | Todd Noel | RHP | 17 | 2017 | Brendon Little | LHP | 27 |
| 1981 | Joe Carter | OF | 2 | 1997 | Jon Garland | RHP | 10 | | Alex Lange | RHP | 30 |
| | Vance Lovelace | LHP | 16 | 1998 | Corey Patterson | OF | 3 | | | | |
| 1982 | Shawon Dunston | SS | 1 | 1999 | Ben Christensen | RHP | 26 | | | | |
| | Tony Woods | IF | 17 | 2000 | Luis Montanez | IF | 3 | | | | |
| | Stan Boderick | OF | 27 | 2001 | Mark Prior | RHP | 2 | | | | |

DOMINICAN CUBS 1 (R)

LEAGUE: Dominican Summer League

HOME PARK: Baseball City in Boca Chica, Dominican Republic

Lance Rymel – Manager

FULL NAME: Clinton Lance Rymel

BORN: 5/20/90 in Tulsa, OK

RESIDENCE: Tulsa, OK

FAMILY: Child – Brayden



Lance is in his second season as a minor league manager and his third season as a coach in the Cubs organization ... was Mesa's rehab coach in 2016 ... a former catcher, he enjoyed a three-year minor league playing career (2012-14).

Ⓢ Appeared in 84 minor league games with the Cubs, batting .225 (57-for-253) with 12 doubles, three home runs and 30 RBI.

Ⓢ Was drafted by the Cubs in the 28th round of the 2012 Draft out of Rogers State University in Claremore, Okla.

MANAGERIAL RECORD

| YEAR | TEAM | LEAGUE | W-L | PCT | STANDING |
|------|--------|-----------|-------|------|----------|
| 2017 | Cubs-R | Dominican | 37-33 | .529 | 4th |

Eduardo Villacis – Pitching Coach

FULL NAME: Eduardo Enrique Villacis

BORN: 8/29/79 in Caracas, Venezuela

RESIDENCE: Miranda, Venezuela

FAMILY: Single



Eduardo is in his fourth season as a pitching coach in the organization and his third in the Dominican Summer League ... handled pitching coach duties for the Rookie League Venezuela club in 2015.

Ⓢ Pitched six seasons of professional baseball and made one career appearance in the majors when he started for the Royals at Yankee Stadium on May 1, 2004 (3.1 IP, 6 H, 5 ER).

Ⓢ Originally signed with the Rockies as a non-drafted free agent in February of 1998 ... pitched in the farm systems of the Rockies, Royals and White Sox through the 2005 season, going 41-20 with a 3.31 ERA (214 ER/581.2 IP) ... ended his professional career with an appearance in the Independent League in 2006.

Antonio Valerio – Coach

FULL NAME: Antonio Valerio

BORN: 3/21/91 in Sanchez Ramirez, D.R.

RESIDENCE: Sanchez Ramirez, D.R.



Antonio is in his third season as a coach in the Cubs organization after a four-year playing career in the minors ... batted .234 (113-for-483) with 19 doubles, three home runs and 59 RBI in 153 games with the Cubs Dominican Summer League team (2011-14) and Single-A Kane County (2014).

Ⓢ Signed by Cubs as non-drafted free agent May 2, 2011.

Jose Zapata – Coach

FULL NAME: Jose Alberto Zapata

BORN: 7/17/93 in Esperanza, D.R.

RESIDENCE: Santo Domingo, D.R.

FAMILY: Single



Jose begins his second season as a full-time coach in the Cubs system, also helping with the Dominican Summer League club last season.

Ⓢ Signed by the Cubs as a non-drafted free agent in 2012 and appeared in 13 games with the DSL Cubs in 2013, going 4-0 with a 1.93 ERA (12 ER/56.0 IP) ... retired after suffering a broken neck in a car accident in 2014.

HOOTON HOLLERIN'

The only Cubs draft selection to make his professional debut with the major league club was Burt Hooton – the club's 1st-round pick (and second overall selection) in the secondary phase of the June 1971 draft. Hooton made his debut on June 17, 1971, vs. Steve Carlton and the St. Louis Cardinals (and did not figure in the decision in the Cubs' 7-6 win) before being sent to the minors.

Brennan Connelly – Trainer

FULL NAME: Brennan Connelly
BORN: 3/8/94 in Omaha, NE
RESIDENCE: Omaha, NE
FAMILY: Single



Brennan enters his first full season as a full-time athletic trainer in the Cubs organization ... previously served internships with the Cubs in the Dominican Republic in 2017 and in Arizona in 2015

- © Graduated from the University of Nebraska-Lincoln in 2017 where he spent four years as a student athletic trainer.
- © Was a sports medicine intern with Deportivo Saprissa Soccer Club in San Jose, Costa Rica in the spring of 2016.

Tomas Sanchez – Assistant Strength and Conditioning Coach

FULL NAME: Tomas Alberto Sanchez
BORN: 3/21/86 in Juan Pablo Pina, D.R.
RESIDENCE: San Cristobal, D.R.



Tomas enters his first season as a strength and conditioning coach in the Cubs organization ... previously played in the Cubs system, appearing in 22 games in 2006 with the DSL Cubs.

Amaury Gonzalez – Assistant Trainer/Strength and Conditioning Coach

FULL NAME: Amaury Gonzalez
BORN: 11/5/76 in Santo Domingo, D.R.
RESIDENCE: San Pedro de Macoris, D.R.
FAMILY: Married – Maritza ... Children – Sandy and Isamar



This marks Amaury's 13th year working with the Cubs in the Dominican Republic.

- © This is his ninth year as a strength and conditioning coach following four years as an athletic trainer.

German Suncin – Trainer

FULL NAME: German Ernesto Suncin
BORN: 3/16/89 in Evanston, IL
RESIDENCE: Morton Grove, IL
FAMILY: Single



German enters his first season as a full-time trainer in the Cubs organization ... was a certified intern athletic trainer last year with Mesa.

- © Earned his bachelors in Athletic Training from Western Illinois University and his masters in Sport Studies at Southern Illinois University ... worked with the baseball team while at SIU.

2017 CUBS MINOR LEAGUE AWARD WINNERS

Chicago Cubs Minor League Player of the Year
C Victor Caratini

Chicago Cubs Minor League Pitcher of the Year
RHP Jen-Ho Tseng

Chicago Cubs Minor League Player/Pitcher of the Month Winners

| Month | Player | Pitcher |
|--------|-----------------------|---------------------|
| April | INF Jeimer Candelario | RHP Dylan Cease |
| May | C Victor Caratini | RHP Duncan Robinson |
| June | C Victor Caratini | RHP Thomas Hatch |
| July | OF D.J. Wilson | RHP Jen-Ho Tseng |
| August | OF Nelson Velazquez | RHP Jose Albertos |

Dominican Cubs 1 (R) – 2017 Statistics

| BATTERS | AVG | G | AB | R | H | TB | 2B | 3B | HR | RBI | SH | SF | HP | BB | IBB | SO | SB | CS | GDP | E | SLG | OBP |
|---------------|-------------|-----------|-------------|------------|------------|------------|-----------|-----------|-----------|------------|-----------|-----------|-----------|------------|----------|------------|------------|-----------|-----------|------------|-------------|-------------|
| * Cruz, R | .250 | 22 | 64 | 10 | 16 | 19 | 1 | 1 | 0 | 6 | 1 | 0 | 1 | 14 | 0 | 8 | 4 | 6 | 1 | 9 | .297 | .392 |
| Diaz, D | .270 | 43 | 74 | 17 | 20 | 31 | 3 | 1 | 2 | 12 | 0 | 0 | 5 | 11 | 1 | 20 | 1 | 1 | 0 | 4 | .419 | .400 |
| Diaz, L | .273 | 64 | 238 | 43 | 65 | 111 | 10 | 6 | 8 | 34 | 1 | 1 | 5 | 34 | 0 | 50 | 25 | 12 | 4 | 14 | .466 | .374 |
| Gonzalez, E | .178 | 48 | 101 | 11 | 18 | 24 | 4 | 1 | 0 | 15 | 0 | 0 | 2 | 10 | 0 | 22 | 1 | 3 | 5 | 9 | .238 | .265 |
| Hidalgo, L | .353 | 54 | 190 | 34 | 67 | 99 | 17 | 0 | 5 | 44 | 0 | 3 | 8 | 16 | 1 | 21 | 7 | 5 | 6 | 9 | .521 | .419 |
| # Hiniro, A | .266 | 44 | 154 | 20 | 41 | 49 | 4 | 2 | 0 | 15 | 0 | 1 | 6 | 10 | 0 | 33 | 4 | 3 | 1 | 4 | .318 | .333 |
| Jules, J | .216 | 55 | 171 | 26 | 37 | 51 | 4 | 2 | 2 | 14 | 3 | 0 | 3 | 28 | 2 | 28 | 14 | 5 | 1 | 6 | .298 | .337 |
| # Kelli, F | .320 | 67 | 244 | 61 | 78 | 108 | 11 | 5 | 3 | 39 | 1 | 8 | 20 | 37 | 0 | 53 | 58 | 15 | 1 | 5 | .443 | .437 |
| * Marchan, E | .184 | 23 | 76 | 10 | 14 | 18 | 4 | 0 | 0 | 6 | 1 | 2 | 0 | 7 | 1 | 11 | 2 | 2 | 3 | 0 | .237 | .247 |
| Matos, F | .265 | 45 | 151 | 17 | 40 | 61 | 5 | 2 | 4 | 25 | 0 | 3 | 6 | 8 | 0 | 28 | 1 | 4 | 3 | 7 | .404 | .321 |
| Morel, C | .220 | 61 | 223 | 44 | 49 | 80 | 6 | 2 | 7 | 40 | 0 | 5 | 5 | 35 | 1 | 37 | 23 | 10 | 3 | 25 | .359 | .332 |
| Otano, I | .182 | 7 | 22 | 7 | 4 | 8 | 1 | 0 | 1 | 3 | 1 | 0 | 1 | 5 | 0 | 1 | 4 | 1 | 1 | 1 | .364 | .357 |
| Pacheco, C | .232 | 67 | 224 | 45 | 52 | 95 | 10 | 3 | 9 | 40 | 1 | 5 | 4 | 46 | 2 | 70 | 10 | 7 | 1 | 1 | .424 | .366 |
| Perez, H | .224 | 51 | 143 | 31 | 32 | 46 | 4 | 2 | 2 | 22 | 0 | 0 | 1 | 25 | 0 | 29 | 9 | 4 | 3 | 6 | .322 | .343 |
| # Perez, H | .289 | 61 | 190 | 36 | 55 | 62 | 5 | 1 | 0 | 16 | 2 | 1 | 2 | 23 | 0 | 27 | 16 | 10 | 0 | 16 | .326 | .370 |
| Pina, O | .200 | 3 | 5 | 0 | 1 | 1 | 0 | 0 | 0 | 0 | 0 | 0 | 0 | 0 | 0 | 0 | 1 | 0 | 1 | 1 | .200 | .200 |
| TOTALS | .259 | 70 | 2271 | 412 | 589 | 863 | 89 | 28 | 43 | 331 | 11 | 29 | 69 | 310 | 8 | 438 | 180 | 88 | 35 | 132 | .380 | .361 |

| PITCHERS | W-L | ERA | G | GS | CG | GF | SHO | SV | IP | H | R | ER | HR | HB | BB | IBB | SO | WP | BK | WHIP |
|----------------|--------------|-------------|-----------|-----------|----------|-----------|----------|-----------|--------------|------------|------------|------------|-----------|-----------|------------|----------|------------|------------|-----------|-------------|
| Aguir, M | 3-2 | 4.55 | 8 | 8 | 0 | 0 | 0 | 0 | 31.2 | 33 | 17 | 16 | 0 | 2 | 21 | 0 | 39 | 11 | 0 | 1.71 |
| Arredondo, K | 3-4 | 5.48 | 12 | 12 | 1 | 0 | 0 | 0 | 47.2 | 48 | 35 | 29 | 6 | 2 | 24 | 1 | 41 | 10 | 0 | 1.51 |
| Carreno, K | 1-2 | 8.83 | 13 | 0 | 0 | 4 | 0 | 1 | 17.1 | 17 | 23 | 17 | 1 | 8 | 26 | 0 | 25 | 14 | 0 | 2.48 |
| Cruz, Y | 3-2 | 3.51 | 13 | 12 | 0 | 0 | 0 | 0 | 56.1 | 50 | 32 | 22 | 3 | 7 | 14 | 0 | 54 | 17 | 2 | 1.14 |
| De La Cruz, Y | 6-4 | 2.83 | 24 | 0 | 0 | 18 | 0 | 6 | 54.0 | 45 | 24 | 17 | 3 | 3 | 15 | 0 | 48 | 4 | 0 | 1.11 |
| Delgado, W | 1-0 | 0.00 | 2 | 0 | 0 | 0 | 0 | 0 | 3.0 | 0 | 0 | 0 | 0 | 0 | 1 | 0 | 3 | 0 | 0 | 0.33 |
| Estevez, M | 3-1 | 3.10 | 14 | 0 | 0 | 6 | 0 | 2 | 29.0 | 22 | 14 | 10 | 1 | 5 | 17 | 0 | 22 | 6 | 0 | 1.34 |
| Feliz, W | 2-0 | 3.91 | 10 | 0 | 0 | 1 | 0 | 0 | 23.0 | 17 | 13 | 10 | 0 | 3 | 15 | 0 | 18 | 4 | 1 | 1.39 |
| * Fernandez, R | 0-2 | 5.40 | 5 | 3 | 0 | 1 | 0 | 0 | 15.0 | 16 | 11 | 9 | 0 | 0 | 12 | 0 | 18 | 6 | 1 | 1.87 |
| Garay, F | 0-0 | 0.00 | 1 | 0 | 0 | 1 | 0 | 0 | 1.0 | 0 | 0 | 0 | 0 | 0 | 1 | 0 | 1 | 0 | 0 | 1.00 |
| Garcia, J | 1-0 | 3.63 | 10 | 0 | 0 | 5 | 0 | 4 | 17.1 | 18 | 13 | 7 | 0 | 1 | 11 | 1 | 13 | 5 | 0 | 1.67 |
| Gracia, F | 0-1 | 9.22 | 16 | 0 | 0 | 5 | 0 | 0 | 27.1 | 36 | 39 | 28 | 2 | 7 | 20 | 0 | 20 | 5 | 0 | 2.05 |
| Guerrero, F | 2-0 | 1.77 | 4 | 3 | 0 | 0 | 0 | 0 | 20.1 | 19 | 8 | 4 | 1 | 1 | 2 | 0 | 16 | 0 | 0 | 1.03 |
| Herrera, E | 3-2 | 4.24 | 20 | 2 | 0 | 12 | 0 | 2 | 46.2 | 50 | 34 | 22 | 1 | 2 | 17 | 1 | 51 | 5 | 4 | 1.44 |
| Matos, F | 0-0 | 0.00 | 1 | 0 | 0 | 1 | 0 | 0 | 0.1 | 0 | 0 | 0 | 0 | 0 | 0 | 0 | 0 | 0 | 0 | 0.00 |
| Matos, H | 2-0 | 1.48 | 7 | 4 | 0 | 1 | 0 | 0 | 24.1 | 14 | 6 | 4 | 0 | 2 | 4 | 0 | 19 | 3 | 0 | 0.74 |
| Molina, B | 2-1 | 5.28 | 18 | 0 | 0 | 7 | 0 | 1 | 29.0 | 23 | 25 | 17 | 3 | 6 | 24 | 0 | 26 | 5 | 0 | 1.62 |
| Paula, C | 0-4 | 3.20 | 12 | 11 | 0 | 1 | 0 | 0 | 45.0 | 40 | 25 | 16 | 4 | 8 | 24 | 0 | 24 | 8 | 0 | 1.42 |
| Rosario, A | 1-0 | 0.00 | 7 | 0 | 0 | 1 | 0 | 0 | 13.1 | 5 | 0 | 0 | 0 | 0 | 1 | 0 | 18 | 0 | 0 | 0.45 |
| * Silva, L | 1-4 | 6.07 | 9 | 9 | 0 | 0 | 0 | 0 | 29.2 | 36 | 28 | 20 | 0 | 5 | 21 | 0 | 18 | 13 | 1 | 1.92 |
| Vasquez, E | 3-2 | 3.69 | 11 | 4 | 0 | 2 | 0 | 0 | 31.2 | 31 | 20 | 13 | 1 | 2 | 17 | 0 | 19 | 11 | 1 | 1.52 |
| Ventura, O | 0-2 | 4.04 | 15 | 2 | 0 | 3 | 0 | 0 | 35.2 | 27 | 23 | 16 | 0 | 2 | 31 | 1 | 25 | 8 | 0 | 1.63 |
| TOTALS | 37-33 | 4.13 | 70 | 70 | 1 | 69 | 2 | 16 | 598.2 | 547 | 390 | 275 | 26 | 66 | 318 | 4 | 518 | 135 | 10 | 1.44 |

*Left-handed Batter/Pitcher ... #Switch-hitter

HOW TO CALCULATE BASEBALL STATISTICS

Earned Run Average = (ERx9)/IP ... Earned runs multiplied by 9, then divided by innings pitched (0.1 innings = .333, 0.2 innings = .667).

Batting Average = H/AB ... Hits divided by at-bats.

Slugging Percentage = TB/AB ... Total number of bases (single = 1 base, double = 2 bases, triple = 3 bases, home run = 4 bases) divided by at-bats.

Fielding Average = (PO+A)/(PO+A+E) ... Putouts plus assists divided by total chances (putouts plus assists plus errors).

On-Base Percentage = (H+BB+HBP)/(AB+BB+HBP+SF) ... Hits plus walks plus hit-by-pitch divided by at-bats plus walks plus hit-by-pitch plus sacrifice flies.

Win-Loss Percentage = Number of games won divided by total games played.

Magic Numbers = Compute the number of games remaining, add one, then subtract the number of games ahead in the loss column of the standings of the closest opponent.

DOMINICAN CUBS 2 (R)

LEAGUE: Dominican Summer League
HOME PARK: Baseball City in Boca Chica, Dominican Republic

Pedro Gonzalez – Manager

FULL NAME: Pedro Daniel Gonzalez
BORN: 10/29/86 in Puerto Cabello, Venezuela
RESIDENCE: Barcelona-Edo Anzoategui, Venezuela
FAMILY: Single



Pedro is in his fifth season as a manager in the Cubs chain, and his third with the Dominican team ... managed the Venezuela Cubs in 2014-15 after working as a scout for the club, 2011-13.

- Ⓢ Signed a minor league contract as a non-drafted free agent with the Houston Astros on July 9, 2004.
- Ⓢ Played in the Astros minor league system from 2005-09, compiling a .255 batting average (153-for-600) with 62 runs, 18 doubles, two triples and 71 RBI in 198 games.

MANAGERIAL RECORD

| YEAR | TEAM | LEAGUE | W-L | PCT | STANDING |
|----------------------------|--------|------------|----------------|-------------|----------|
| 2014 | Cubs-R | Venezuelan | 28-40 | .412 | 4th |
| 2015 | Cubs-R | Venezuelan | 30-40 | .429 | 3rd |
| 2016 | Cubs-R | Dominican | 38-32 | .543 | 4th |
| 2017 | Cubs-R | Dominican | 34-37 | .479 | |
| MINOR LEAGUE TOTALS | | | 130-149 | .466 | |

Jose Cueto – Pitching Coach

FULL NAME: Jose Alexis Cueto
BORN: 9/13/76 in San Pedro de Macoris, D.R.
RESIDENCE: San Pedro de Macoris, D.R.



Jose returns for his third season as a coach in the Cubs organization (all with the club's DSL teams) after a six-year minor league playing career from 1999-2004 ... went 16-29 with a 4.16 ERA (186 ER/402.0 IP) and 426 strikeouts in 112 games (54 starts).

- Ⓢ Signed as a non-drafted minor league free agent with the Cubs on December 16, 1997.

Carlos Ramirez – Coach

FULL NAME: Carlos Ramirez
BORN: 5/27/92 in Santo Domingo, D.R.
RESIDENCE: Santo Domingo, D.R.



Carlos is in his third season as a coach in the Cubs organization after enjoying a three-year minor league playing career with the Cubs' Dominican Summer League team (2012-14).

- Ⓢ The catcher batted .250 (54-for-216) with nine doubles, two home runs and 30 RBI in 71-career minor league games.
- Ⓢ Signed as a non-drafted free agent with the Cubs on January 20, 2012.

Jovanny Rosario – Hitting Assistant

FULL NAME: Jovanny Rosario
BORN: 4/12/85 in Santo Domingo Este, D.R.
RESIDENCE: Santo Domingo Este, D.R.
FAMILY: Married



Jovanny begins his fourth full season with the Cubs after being hired in January of 2015 after a nine year minor league career ... batted .284 (330-for-1,160) with eight home runs, 40 doubles, 20 triples and 95 RBI in 324 career games.

- Ⓢ He was originally signed as a free agent by the Los Angeles Dodgers in 2002 as an infielder.

■ PUTTING ON THE HITS

In 2003, the Cubs recorded 20 hits, July 20 at Florida, and 21 on July 21 at Atlanta – marking the first time since the advent of divisional play that the club had back-to-back 20-hit efforts.

Arnoldo Goite – Athletic Trainer

FULL NAME: Arnoldo Jose Goite (Corcega)
BORN: 5/28/63 in Maturin, Edo. Monagas, Venezuela
RESIDENCE: Valencia, Venezuela



Arnoldo is in his fifth season as an athletic trainer for the Cubs and third with the DSL Cubs ... was a trainer for the Venezuelan team in 2014-15.

© Previously served as a trainer for the Pirates Venezuelan Summer team from 2006-11.

Manny Estrada – Strength and Conditioning Coach

FULL NAME: Manuel Eduardo Estrada (Graterol)
BORN: 1/16/87 in Valencia, Venezuela
RESIDENCE: Valencia, Venezuela



Manny is in his fourth full season as a strength and conditioning coach and third with the DSL Cubs ... handled the same duties in 2015 for the Venezuelan Cubs ... worked with the club in 2013-14.

© Graduated from the University of Carabobo in 2012 with a degree in Physical Education Sport.

Dominican Cubs 2 (R) – 2017 Statistics

| BATTERS | AVG | G | AB | R | H | TB | 2B | 3B | HR | RBI | SH | SF | HP | BB | IBB | SO | SB | CS | GDP | E | SLG | OBP |
|-----------------|-------------|-----------|-------------|------------|------------|------------|-----------|-----------|-----------|------------|-----------|-----------|-----------|------------|----------|------------|------------|-----------|-----------|------------|-------------|-------------|
| * Alfonso, C | .166 | 55 | 169 | 22 | 28 | 36 | 3 | 1 | 1 | 8 | 3 | 1 | 4 | 22 | 1 | 57 | 10 | 4 | 3 | 4 | .213 | .276 |
| # Blanco, S | .148 | 23 | 61 | 11 | 9 | 10 | 1 | 0 | 0 | 3 | 0 | 0 | 1 | 14 | 0 | 18 | 3 | 2 | 0 | 0 | .164 | .316 |
| Brete, J | .209 | 41 | 115 | 13 | 24 | 27 | 3 | 0 | 0 | 12 | 0 | 0 | 6 | 12 | 1 | 29 | 2 | 3 | 3 | 5 | .235 | .316 |
| Chacon, M | .221 | 50 | 163 | 13 | 36 | 50 | 9 | 1 | 1 | 17 | 0 | 0 | 5 | 10 | 1 | 36 | 6 | 3 | 1 | 4 | .307 | .287 |
| Gaitan, A | .280 | 38 | 150 | 30 | 42 | 54 | 8 | 2 | 0 | 14 | 1 | 2 | 2 | 10 | 1 | 21 | 14 | 2 | 2 | 0 | .360 | .329 |
| # Huma, J | .238 | 64 | 248 | 41 | 59 | 80 | 4 | 7 | 1 | 24 | 0 | 2 | 1 | 29 | 0 | 28 | 20 | 5 | 4 | 19 | .323 | .318 |
| Matos, F | .381 | 7 | 21 | 2 | 8 | 10 | 2 | 0 | 0 | 2 | 0 | 0 | 2 | 1 | 3 | 0 | 0 | 1 | 1 | 1 | .476 | .435 |
| Nunez, O | .305 | 61 | 226 | 42 | 69 | 94 | 14 | 1 | 3 | 31 | 2 | 2 | 7 | 21 | 0 | 20 | 22 | 10 | 4 | 12 | .416 | .379 |
| Otano, I | .227 | 23 | 66 | 8 | 15 | 18 | 3 | 0 | 0 | 6 | 0 | 1 | 0 | 5 | 0 | 12 | 6 | 1 | 1 | 6 | .273 | .278 |
| Pedra, H | .259 | 59 | 185 | 33 | 48 | 67 | 9 | 2 | 2 | 21 | 1 | 1 | 13 | 16 | 0 | 40 | 13 | 5 | 3 | 16 | .362 | .358 |
| Pena, R | .168 | 43 | 101 | 5 | 17 | 20 | 3 | 0 | 0 | 6 | 0 | 0 | 2 | 11 | 0 | 27 | 2 | 3 | 1 | 10 | .198 | .263 |
| Rijo, T | .059 | 6 | 17 | 4 | 1 | 1 | 0 | 0 | 0 | 4 | 0 | 1 | 0 | 8 | 0 | 4 | 5 | 1 | 1 | 0 | .059 | .346 |
| * Soto, J | .284 | 62 | 201 | 21 | 57 | 77 | 7 | 5 | 1 | 38 | 0 | 3 | 1 | 21 | 2 | 22 | 7 | 0 | 7 | 1 | .383 | .350 |
| Tineo, F | .295 | 62 | 193 | 36 | 57 | 93 | 21 | 0 | 5 | 29 | 1 | 2 | 7 | 39 | 0 | 42 | 11 | 8 | 2 | 6 | .482 | .427 |
| Ubiera, L | .233 | 58 | 176 | 23 | 41 | 53 | 4 | 4 | 0 | 19 | 1 | 1 | 9 | 30 | 0 | 27 | 8 | 10 | 5 | 4 | .301 | .370 |
| * Verenzuela, R | .188 | 54 | 170 | 12 | 32 | 42 | 4 | 3 | 0 | 13 | 4 | 1 | 7 | 26 | 1 | 63 | 12 | 4 | 2 | 2 | .247 | .319 |
| TOTALS | .240 | 71 | 2265 | 316 | 543 | 732 | 95 | 26 | 14 | 247 | 13 | 17 | 65 | 277 | 8 | 450 | 141 | 61 | 40 | 115 | .323 | .337 |

| PITCHERS | W-L | ERA | G | GS | CG | GF | SHO | SV | IP | H | R | ER | HR | HB | BB | IBB | SO | WP | BK | WHIP |
|----------------|--------------|-------------|-----------|-----------|----------|-----------|----------|-----------|--------------|------------|------------|------------|-----------|-----------|------------|----------|------------|------------|----------|-------------|
| Beato, A | 0-3 | 5.65 | 8 | 0 | 0 | 5 | 0 | 0 | 14.1 | 18 | 13 | 9 | 3 | 1 | 5 | 1 | 10 | 5 | 0 | 1.60 |
| * Bruzual, J | 3-6 | 6.86 | 14 | 9 | 0 | 0 | 0 | 0 | 39.1 | 37 | 32 | 30 | 0 | 7 | 36 | 0 | 41 | 4 | 0 | 1.86 |
| Calderon, F | 4-1 | 1.80 | 20 | 0 | 0 | 15 | 0 | 4 | 40.0 | 26 | 15 | 8 | 0 | 4 | 10 | 2 | 45 | 9 | 1 | 0.90 |
| Correa, D | 2-3 | 3.62 | 8 | 8 | 0 | 0 | 0 | 0 | 32.1 | 28 | 25 | 13 | 0 | 4 | 14 | 0 | 17 | 3 | 0 | 1.30 |
| Feliz, W | 1-1 | 9.90 | 6 | 0 | 0 | 3 | 0 | 0 | 10.0 | 9 | 12 | 11 | 0 | 4 | 8 | 1 | 15 | 4 | 1 | 1.70 |
| * Fernandez, R | 0-1 | 3.10 | 12 | 0 | 0 | 7 | 0 | 2 | 20.1 | 10 | 8 | 7 | 1 | 5 | 21 | 0 | 25 | 9 | 0 | 1.52 |
| Ferrebus, E | 5-3 | 1.54 | 12 | 12 | 0 | 0 | 0 | 0 | 64.1 | 52 | 18 | 11 | 1 | 7 | 19 | 0 | 58 | 2 | 1 | 1.10 |
| Gomez, J | 2-0 | 4.45 | 16 | 0 | 0 | 4 | 0 | 0 | 28.1 | 27 | 19 | 14 | 0 | 3 | 23 | 0 | 16 | 15 | 0 | 1.76 |
| Gonzalez, J | 1-2 | 5.77 | 16 | 4 | 0 | 3 | 0 | 0 | 43.2 | 48 | 32 | 28 | 3 | 5 | 17 | 0 | 29 | 8 | 2 | 1.49 |
| * Heredia, F | 1-2 | 2.89 | 16 | 0 | 0 | 8 | 0 | 1 | 28.0 | 14 | 14 | 9 | 0 | 5 | 27 | 0 | 27 | 9 | 0 | 1.46 |
| Lopez, R | 0-0 | 2.03 | 9 | 0 | 0 | 3 | 0 | 1 | 13.1 | 12 | 7 | 3 | 1 | 2 | 6 | 0 | 6 | 4 | 0 | 1.35 |
| Marte, J | 2-2 | 1.93 | 9 | 0 | 0 | 3 | 0 | 2 | 18.2 | 13 | 5 | 4 | 1 | 2 | 10 | 2 | 23 | 5 | 0 | 1.23 |
| Medina, I | 3-0 | 2.05 | 12 | 0 | 0 | 8 | 0 | 3 | 30.2 | 20 | 8 | 7 | 1 | 1 | 8 | 0 | 32 | 10 | 0 | 0.91 |
| Novas, E | 0-0 | 5.19 | 5 | 0 | 0 | 3 | 0 | 1 | 8.2 | 7 | 5 | 5 | 0 | 4 | 3 | 0 | 9 | 0 | 0 | 1.15 |
| Nunez, E | 1-1 | 3.31 | 5 | 5 | 0 | 0 | 0 | 0 | 16.1 | 14 | 9 | 6 | 1 | 4 | 7 | 0 | 14 | 3 | 0 | 1.29 |
| Nunez, E | 1-1 | 3.31 | 5 | 5 | 0 | 0 | 0 | 0 | 16.1 | 14 | 9 | 6 | 1 | 4 | 7 | 0 | 14 | 3 | 0 | 1.29 |
| Ramos, E | 0-0 | 2.25 | 2 | 2 | 0 | 0 | 0 | 0 | 8.0 | 2 | 2 | 2 | 1 | 0 | 4 | 0 | 7 | 0 | 1 | 0.75 |
| Rodriguez, B | 0-2 | 7.11 | 8 | 3 | 0 | 1 | 0 | 0 | 12.2 | 15 | 11 | 10 | 0 | 4 | 18 | 0 | 7 | 6 | 0 | 2.61 |
| * Silva, L | 0-0 | 1.38 | 5 | 0 | 0 | 0 | 0 | 0 | 13.0 | 10 | 3 | 2 | 0 | 1 | 6 | 0 | 9 | 3 | 0 | 1.23 |
| Tejada, J | 5-7 | 2.64 | 14 | 14 | 1 | 0 | 1 | 0 | 75.0 | 61 | 28 | 22 | 1 | 5 | 18 | 0 | 59 | 8 | 0 | 1.05 |
| Tineo, F | 0-0 | 5.19 | 14 | 0 | 0 | 2 | 0 | 1 | 26.0 | 29 | 21 | 15 | 4 | 3 | 15 | 0 | 27 | 4 | 0 | 1.69 |
| Valdez, S | 0-1 | 7.59 | 7 | 0 | 0 | 5 | 0 | 2 | 10.2 | 14 | 10 | 9 | 0 | 1 | 2 | 0 | 13 | 1 | 0 | 1.50 |
| * Vargas, D | 4-2 | 0.99 | 14 | 14 | 0 | 0 | 0 | 0 | 63.2 | 44 | 19 | 7 | 1 | 4 | 23 | 0 | 55 | 8 | 0 | 1.05 |
| TOTALS | 34-37 | 3.38 | 71 | 71 | 1 | 70 | 8 | 17 | 617.1 | 510 | 316 | 232 | 19 | 76 | 300 | 6 | 544 | 120 | 6 | 1.31 |

*Left-handed Batter/Pitcher ... #Switch-hitter

SCOUTING AND INTERNATIONAL OPERATIONS DIRECTORY

Professional Scouting

**Director of Pro Scouting/
Special Assistant to President & GM:**
Kyle Evans

Assistant Director, Professional Scouting:
Andrew Bassett

Special Assignment Scouts:
Jason Cooper
Dave Klipstein
Spike Lundberg

Professional Scouts:
Billy Blitzer
Matt Hahn
Nic Jackson
Mark Kiefer
Robert Lofrano
Kyle Phillips
Mark Servais
Thad Weber
Adam Wogan

Independent League Scouting Consultant:
Nick Belmonte

MAJOR LEAGUE SCOUTING

Major League Scouts:
Steve Boros
Jake Ciarrachi
Terry Kennedy
Joe Nelson

Advance Scouting Coordinators:
Nate Halm
Tommy Hottovy

VIDEO

**Coordinator, Major League Video/
Pacific Liaison:**
Nao Masamoto

**Coordinator, Scouting and Player
Development Video:**
Mitch Duggins

Assistant, Player Development Video:
Sam Hunter

Amateur Scouting

**Senior Vice President, Scouting and Player
Development:** Jason McLeod

Director, Amateur Scouting: Matt Dorey

Assistant Director, Amateur Scouting:
Lukas McKnight

Amateur Scouting Assistant: Ella Cahill

National Crosscheckers:
Sam Hughes, Ron Tostenson

Regional Crosscheckers:
Tim Adkins, Daniel Carte, Shane Farrell,
Bobby Filotei

AREA SCOUTS

Tom Clark: Florida (Northern), Georgia
(Southern), South Carolina
Chris Clemons: Louisiana (Northern), Texas
(Northern)

Trey Forkerway: Texas (Southern and Cen-
tral), Louisiana (Southern)

Edwards Guzman: Puerto Rico, Virgin
Islands, Florida (Southern)

Greg Hopkins: Alaska, Idaho, Montana,
Oregon, Washington, Wyoming, Canada
(Western)

John Koronka: Florida (Southern)

Keith Lockhart: Georgia (Northern)

Alex Lontayo: California (Southern)
Alex McClure: Alabama, Mississippi, Tennes-
see, Florida (Northwest)

Steve McFarland: Arizona, Colorado, New
Mexico, Utah, Texas (Western)

Tom Myers: California (Central), Nevada
(Southern)

Ty Nichols: Arkansas, Kansas, Missouri,
Oklahoma

John Pedrotty: Illinois, Indiana (Northern),
Iowa, Minnesota, Wisconsin, North Dakota,
South Dakota, Nebraska

Matt Sherman: Connecticut, Vermont, Rhode
Island, Maine, New Hampshire, New Jersey,
Massachusetts, New York, Pennsylvania,
Canada (Eastern)

Billy Swoope: Delaware, Maryland, North
Carolina, Virginia

Jacob Williams: Kentucky, Ohio, West
Virginia, Michigan, Indiana (Southern)

Gabe Zappin: California (Northern), Nevada
(Northern), Hawaii

Part-Time Scouts:
Bobby Houston, Eric Servais, Keronn Walker

International Scouting

**Director of International Scouting/
Special Assistant to the President & GM:**
Louie Eljaua

**Director, International Pro Scouting/
Assistant Director, Player Development &
International Amateur Scouting:**
Alex Suarez

Assistant, International Scouting:
Kenny Socorro

Director, Dominican Republic Operations:
Jose Serra

Scouting Coordinator, Dominican Republic:
Gian Guzman

Venezuelan Scouting Supervisor:
Hector Ortega

**Supervisor, Pacific Rim Scouting/
Special Assignment Professional Scout:**
Min Kyu Sung

Dominican Operations Administrator:
Ronaldo Peralta

Dominican Operations Assistant:
Miguel Diaz

Coordinator, Colombian Operations:
Manny Esquivia

Cuban Liaison/International Scouting:
Hansel Izquierdo

International Video Scout:
Jaime McFarland

INTERNATIONAL AREA SCOUTS

Marino Encarnacion: Dominican Republic
Valerio Heredia: Dominican Republic
Alejandro Pena: Dominican Republic
Carlos Reyes: Dominican Republic

Carlos Figueroa: Venezuela
Julio Figueroa: Venezuela
Rafael Jimenez: Venezuela
Manuel Pestana: Venezuela

Cirillo Cumberbatch: Panama

Brent Phelan: Australia

Hiro Aoyama: Part-time scout, Japan
Luis Chang: Part-time scout, Taiwan

Professional Scouting



Kyle Evans
Director, Pro Scouting/
Special Assistant to
President & GM



Andrew Bassett
Assistant Director,
Pro Scouting



Jason Cooper
Special Assignment Scout



Dave Klipstein
Special Assignment Scout



Spike Lundberg
Special Assignment Scout



Billy Blitzer
Professional Scout



Matt Hahn
Professional Scout



Nic Jackson
Professional Scout



Mark Kiefer
Professional Scout



Robert Lofrano
Professional Scout



Kyle Phillips
Professional Scout



Mark Servais
Professional Scout



Thad Weber
Professional Scout



Adam Wogan
Professional Scout



Nick Belmonte
Independent League
Scouting Consultant



Steve Boros
Professional Scout



Jake Ciarrachi
Major League Scout



Terry Kennedy
Major League Scout



Joe Nelson
Major League Scout



Nate Halm
Coordinator, Advance
Scouting



Tommy Hottovy
Coordinator, Advance
Scouting



Nao Masamoto
Coordinator, Major League
Video/Pacific Liaison



Mitch Duggins
Coordinator, Scouting and
Player Development Video



Sam Hunter
Assistant,
Player Development Video



Tom Clark accepts the 2017 Cubs Stan Zielinski Scout of the Year Award.

Stan Zielinski, a scout for 38 years, worked for the Cubs from 2001 until his untimely passing on January 5, 2017, at the age of 64.

Zielinski was inducted into the Midwest Scouts Association Hall of Fame for career excellence on December 10, 2016, after he was named the organization's Scout of the Year during the club's annual scouting meetings the previous January. He was credited with identifying and signing dozens of future big leaguers, including Cliff Floyd, Jeff Samardzija and Kyle Schwarber.

Amateur Scouting



Matt Dorey
Director, Amateur Scouting



Lukas McKnight
Assistant Director,
Amateur Scouting



Ella Cahill
Amateur Scouting
Assistant



Sam Hughes
National Crosschecker



Ron Tostenson
National Crosschecker



Tim Adkins
Regional Crosschecker



Daniel Carte
Regional Crosschecker



Shane Farrell
Regional Crosschecker



Bobby Filotei
Regional Crosschecker



Tom Clark
Area Scout (No. FL,
So. GA, SC)



Chris Clemons
Area Scout (No. LA,
No. TX)



Trey Forkerway
Area Scout (So. & Cen.,
TX, So. LA)



Edwards Guzman
Area Scout (Puerto Rico,
Virgin Islands & So. FL)



Greg Hopkins
Area Scout (AK, ID, MT,
OR, WA, WY, West Canada)



John Koronka
Area Scout (So. FL)



Keith Lockhart
Area Scout (No. GA)



Alex Lontayo
Area Scout (So. CA)



Alex McClure
Area Scout (AL, MS, TN,
Nw. FL)



Steve McFarland
Area Scout (AZ, CO, NM,
UT, West TX)



Tom Myers
Area Scout (Cen. CA,
So. NV)



Ty Nichols
Area Scout (AR, KS,
MO, OK)



John Pedrotty
Area Scout (IL, No. IN, IA,
MN, WI, ND, SD, NE)



Matt Sherman
Area Scout (CT, VT, RI, ME,
NH, NJ, MA, NY, PA,
Ea. Canada)



Billy Swoope
Area Scout (DE, MD,
NC, VA)



Jacob Williams
Area Scout (KY, OH, WV,
MI, So. IN)



Gabe Zappin
Area Scout (No. CA,
No. NV, HI)

International Scouting



Louie Eljaua
Dir. of Int'l Scouting /
Special Assistant to
President & GM



Alex Suarez
Dir., Int'l Pro Scouting/
A.D., Player Development
& Int'l Ama. Scouting



Kenny Socorro
Ass't., Player Development/
International Scouting



Jose Serra
Director, Dominican
Republic Operations



Gian Guzman
Scouting Coordinator,
Dominican Republic



Hector Ortega
Venezuelan Scouting
Supervisor



Min Kyu Sung
Supervisor, Pacific Rim
Scouting/ Special Assign.
Professional Scout



Ronaldo Peralta
Dominican Operations
Administrator



Miguel Diaz
Dominican Operations
Assistant



Manny Esquivia
Coordinator,
Colombia Operations



Hansel Izquierdo
Cuban Liaison/
International Scouting



Jaime McFarland
International Video Scout



Marino Encarnacion
Dominican Republic
Area Scout



Valerio Heredia
Dominican Republic
Area Scout



Alejandro Pena
Dominican Republic
Area Scout



Carlos Reyes
Dominican Republic
Area Scout



Carlos Figueroa
Venezuela Area Scout



Julio Figueroa
Venezuela Area Scout



Rafael Jimenez
Venezuela Area Scout



Manuel Pestana
Venezuela Area Scout



Cirillo Cumberbatch
Panama Area Scout



Brent Phelan
Australia Area Scout

MINOR LEAGUE PLAYER REGISTER

Cory Abbott – Pitcher

FULL NAME: Cory James Abbott **BATS:** Right **THROWS:** Right **HEIGHT:** 6-2 **WEIGHT:** 220
OPENING DAY AGE: 22 **BORN:** 9/20/95 in San Diego, CA **RESIDENCE:** San Diego, CA

SCHOOL: Attended Loyola Marymount University (Calif.) ... graduated from Serra High School in San Diego, Calif.

HOW ACQUIRED: Selected by Cubs in second round of 2017 draft (scout: Tom Myers)

NOTES: COLLEGE — As a junior in 2017, was named a First Team All-American by *Baseball America*, *Collegiate Baseball* and *Perfect Game* and a Second Team All-American by *D1Baseball.com* ... named WCC Pitcher of the Year ... tossed the first perfect game in LMU history on March 25, 2017 vs. BYU (13 strikeouts, 106 pitches, four three-ball counts) **HIGH SCHOOL** — Owns the lowest single-season ERA in Serra HS history (0.73), which he posted his junior year.

| YEAR | TEAM | W-L | ERA | G | GS | CG | SHO | SV | IP | H | R | ER | HR | HB | BB | SO | WP | BK |
|------|----------|-----|------|---|----|----|-----|----|------|----|---|----|----|----|----|----|----|----|
| 2017 | Eugene-A | 0-0 | 3.86 | 5 | 5 | 0 | 0 | 0 | 14.0 | 14 | 8 | 6 | 1 | 1 | 3 | 18 | 4 | 0 |

Aramis Ademan – Infielder

FULL NAME: Aramis Rainier Ademan (Sanchez) **BATS:** Left **THROWS:** Right **HEIGHT:** 5-11 **WEIGHT:** 160
OPENING DAY AGE: 19 **BORN:** 9/13/98 in Santiago, D.R. **RESIDENCE:** Santiago, D.R.

HOW ACQUIRED: Signed by Cubs as a non-drafted free agent 8/23/15 (scouts: Jose Estevez, Gian Guzman, Jose Serra and Louie Eljau)

NOTES: 2018 — Ranked as the club's top prospect by *Baseball America* entering the season ... **2017** — Named a Northwest League mid-season All-Star

| YEAR | TEAM | AVG | G | AB | R | H | 2B | 3B | HR | RBI | SH | SF | HP | BB | SO | SB-CS | E | OBP | SLG |
|----------------------------|--------------|-------------|------------|------------|-----------|------------|-----------|----------|----------|-----------|----------|----------|-----------|-----------|-----------|--------------|-----------|-------------|-------------|
| 2016 | DSL Cubs 2-R | .254 | 59 | 209 | 37 | 53 | 5 | 4 | 0 | 16 | 2 | 0 | 3 | 34 | 28 | 17-9 | 18 | .366 | .316 |
| 2017 | Eugene-A | .286 | 39 | 161 | 23 | 46 | 9 | 4 | 4 | 27 | 2 | 0 | 6 | 14 | 30 | 10-6 | 10 | .365 | .466 |
| | South Bend-A | .244 | 29 | 127 | 13 | 31 | 6 | 1 | 3 | 15 | 0 | 2 | 1 | 4 | 24 | 4-2 | 7 | .269 | .378 |
| MINOR LEAGUE TOTALS | | .262 | 127 | 497 | 73 | 130 | 20 | 9 | 7 | 58 | 4 | 2 | 10 | 52 | 82 | 31-17 | 35 | .342 | .380 |

Maikel Aguiar – Pitcher

FULL NAME: Maikel Ramon Aguiar (Diaz) **BATS:** Right **THROWS:** Right **HEIGHT:** 6-0 **WEIGHT:** 185
OPENING DAY AGE: 21 **BORN:** 11/20/96 in Porlamar, Nueva Esparta, Venezuela **RESIDENCE:** Margarita, Nueva Esparta, Venezuela

HOW ACQUIRED: Signed by Cubs as a non-drafted free agent 1/26/16 (scout: Julio Figueroa)

| YEAR | TEAM | W-L | ERA | G | GS | CG | SHO | SV | IP | H | R | ER | HR | HB | BB | SO | WP | BK |
|----------------------------|--------------|------------|-------------|-----------|----------|----------|----------|----------|-------------|-----------|-----------|-----------|----------|----------|-----------|-----------|-----------|----------|
| 2016 | DSL Cubs 2-R | 0-1 | 2.82 | 12 | 0 | 0 | 0 | 2 | 22.1 | 15 | 10 | 7 | 0 | 1 | 17 | 25 | 8 | 1 |
| 2017 | DSL Cubs 1-R | 3-2 | 4.55 | 8 | 8 | 0 | 0 | 0 | 31.2 | 33 | 17 | 16 | 0 | 2 | 21 | 39 | 11 | 0 |
| MINOR LEAGUE TOTALS | | 3-3 | 3.83 | 20 | 8 | 0 | 0 | 2 | 54.0 | 48 | 27 | 23 | 0 | 3 | 38 | 64 | 19 | 1 |

Tyler Alamo – Catcher

FULL NAME: Tyler Anthony Alamo **BATS:** Right **THROWS:** Right **HEIGHT:** 6-4 **WEIGHT:** 200
OPENING DAY AGE: 22, turns 23 on May 2 **BORN:** 5/2/95 in Orange, CA **RESIDENCE:** Cypress, CA

SCHOOL: Graduated from Cypress High School in Cypress, Calif.

HOW ACQUIRED: Selected by Cubs in 24th round of 2013 draft (scout: Alex Lontayo)

NOTES: 2017 — Named Carolina League Player of the Week for August 14-20 (.393, 2 2B, 3 HR, 8 RBI) ... his .281 season average led the team ...

HIGH SCHOOL — Played on USA Baseball age-group team in 2011; won a gold medal

| YEAR | TEAM | AVG | G | AB | R | H | 2B | 3B | HR | RBI | SH | SF | HP | BB | SO | SB-CS | E | OBP | SLG |
|----------------------------|----------------|-------------|------------|------------|------------|------------|-----------|----------|-----------|------------|----------|----------|-----------|-----------|------------|------------|-----------|-------------|-------------|
| 2013 | Mesa-R | .111 | 11 | 27 | 1 | 3 | 0 | 0 | 0 | 4 | 0 | 1 | 0 | 2 | 15 | 0-0 | 2 | .167 | .111 |
| 2014 | Mesa-R | .215 | 31 | 93 | 12 | 20 | 2 | 0 | 0 | 10 | 1 | 1 | 3 | 4 | 18 | 0-0 | 5 | .267 | .237 |
| 2015 | Eugene-A | .261 | 41 | 138 | 19 | 36 | 1 | 0 | 0 | 14 | 0 | 2 | 1 | 16 | 24 | 1-1 | 1 | .338 | .268 |
| 2016 | South Bend-A | .243 | 85 | 309 | 28 | 75 | 12 | 0 | 5 | 50 | 2 | 4 | 3 | 16 | 71 | 0-0 | 3 | .283 | .330 |
| 2017 | Myrtle Beach-A | .281 | 114 | 427 | 61 | 120 | 24 | 0 | 12 | 42 | 0 | 0 | 5 | 21 | 108 | 0-1 | 10 | .322 | .422 |
| MINOR LEAGUE TOTALS | | .256 | 282 | 994 | 121 | 254 | 39 | 0 | 17 | 120 | 3 | 8 | 12 | 59 | 236 | 1-2 | 21 | .303 | .346 |

Jose Albertos – Pitcher

FULL NAME: Jose Maria Albertos (Urtiz) **BATS:** Right **THROWS:** Right **HEIGHT:** 6-1 **WEIGHT:** 185
OPENING DAY AGE: 19 **BORN:** 11/7/98 in Reynoso, Tamaulipas, Mexico **RESIDENCE:** Reynoso, Tamaulipas, Mexico

HOW ACQUIRED: Signed by Cubs as a non-drafted free agent 7/27/15 (scouts: Sergio Hernandez and Louie Eljau)

NOTES: 2018 — Ranked as the organization's third-best prospect by *Baseball America* entering the season ... **2017** — Named Cubs Minor League Pitcher of the Month for August (1-0, 1.96 ERA) ... ranked as the organization's 10th-best prospect by *Baseball America* entering the season ... **2016** — Placed on 60-day disabled list July 3 with a right elbow injury

| YEAR | TEAM | W-L | ERA | G | GS | CG | SHO | SV | IP | H | R | ER | HR | HB | BB | SO | WP | BK |
|----------------------------|----------|------------|-------------|-----------|-----------|----------|----------|----------|-------------|-----------|-----------|-----------|----------|----------|-----------|-----------|-----------|----------|
| 2016 | Mesa-R | 0-0 | 0.00 | 1 | 1 | 0 | 0 | 0 | 4.0 | 1 | 0 | 0 | 0 | 0 | 1 | 7 | 0 | 0 |
| 2017 | Mesa-R | 0-0 | 4.32 | 2 | 2 | 0 | 0 | 0 | 8.1 | 6 | 4 | 4 | 0 | 1 | 3 | 6 | 0 | 0 |
| | Eugene-A | 2-1 | 2.86 | 8 | 8 | 0 | 0 | 0 | 34.2 | 24 | 16 | 11 | 0 | 1 | 14 | 42 | 10 | 0 |
| MINOR LEAGUE TOTALS | | 2-1 | 2.87 | 11 | 11 | 0 | 0 | 0 | 47.0 | 31 | 20 | 15 | 0 | 2 | 18 | 55 | 10 | 0 |

Javier Assad – Pitcher

FULL NAME: Javier Eduardo Assad (Ramirez) **BATS:** Right **THROWS:** Right **HEIGHT:** 6-1 **WEIGHT:** 200
OPENING DAY AGE: 20, turns 21 on July 30 **BORN:** 7/30/97 in Baja California, Mexico **RESIDENCE:** Baja California, Mexico

HOW ACQUIRED: Signed by Cubs as a non-drafted free agent 7/27/15 (scouts: Sergio Hernandez and Louie Eljaua)

NOTES: 2017 – Named Northwest League Pitcher of the Week for August 21-27 (0.00 ERA, 6.0 IP, 1 H, 2 BB, 9 SO) ... struck out 9.8 batters per 9.0 innings, the league's highest rate among starting pitchers

| YEAR | TEAM | W-L | ERA | G | GS | CG | SHO | SV | IP | H | R | ER | HR | HB | BB | SO | WP | BK |
|----------------------------|------------|------------|-------------|-----------|-----------|----------|----------|----------|--------------|------------|-----------|-----------|----------|----------|-----------|------------|-----------|----------|
| 2016 | – Mesa-R | 2-2 | 2.87 | 10 | 7 | 0 | 0 | 1 | 37.2 | 39 | 18 | 12 | 1 | 4 | 13 | 42 | 6 | 1 |
| 2017 | – Eugene-A | 5-6 | 4.23 | 13 | 13 | 0 | 0 | 0 | 66.0 | 69 | 34 | 31 | 2 | 1 | 21 | 72 | 7 | 1 |
| MINOR LEAGUE TOTALS | | 7-8 | 3.73 | 23 | 20 | 0 | 0 | 1 | 103.2 | 108 | 52 | 43 | 3 | 5 | 34 | 114 | 13 | 2 |

Luis Ayala – Outfielder

FULL NAME: Luis Miguel Ayala (Aponete) **BATS:** Right **THROWS:** Left **HEIGHT:** 6-0 **WEIGHT:** 175
OPENING DAY AGE: 22 **BORN:** 12/21/95 in Maracay, Venezuela **RESIDENCE:** Choroni, Venezuela

HOW ACQUIRED: Signed by Cubs as a non-drafted free agent 4/30/13 (scout: Hector Ortega)

| YEAR | TEAM | AVG | G | AB | R | H | 2B | 3B | HR | RBI | SH | SF | HP | BB | SO | SB-CS | E | OBP | SLG |
|----------------------------|----------------|-------------|------------|------------|------------|------------|-----------|-----------|----------|-----------|-----------|-----------|-----------|------------|------------|--------------|-----------|-------------|-------------|
| 2014 | – VSL Cubs-R | .209 | 53 | 163 | 23 | 34 | 0 | 2 | 0 | 14 | 0 | 5 | 4 | 21 | 55 | 14-8 | 7 | .306 | .233 |
| 2015 | – VSL Cubs-R | .285 | 68 | 228 | 36 | 65 | 13 | 8 | 0 | 23 | 7 | 4 | 4 | 47 | 60 | 25-9 | 5 | .410 | .412 |
| 2016 | – Mesa-R | .283 | 46 | 187 | 26 | 53 | 5 | 4 | 1 | 19 | 0 | 2 | 3 | 11 | 37 | 19-7 | 1 | .330 | .369 |
| 2017 | – South Bend-A | .281 | 114 | 391 | 52 | 110 | 17 | 5 | 3 | 42 | 3 | 3 | 7 | 43 | 86 | 24-15 | 11 | .360 | .373 |
| MINOR LEAGUE TOTALS | | .270 | 281 | 969 | 137 | 262 | 35 | 19 | 4 | 98 | 10 | 14 | 18 | 122 | 238 | 82-39 | 24 | .358 | .358 |

Jeffrey Baez – Outfielder

FULL NAME: Jeffrey Nazareth Baez **BATS:** Right **THROWS:** Right **HEIGHT:** 6-0 **WEIGHT:** 180
OPENING DAY AGE: 24 **BORN:** 10/30/93 in El Tigre, Venezuela **RESIDENCE:** El Tigre, Venezuela

HOW ACQUIRED: Signed by Cubs as a non-drafted free agent 7/7/10 (scout: Hector Ortega)

NOTES: 2017 – On disabled list June 18-August 16 (left hamate fracture) ... 2016 – Named Carolina League Player of the Week, August 1-7 ... 2015 – Named Midwest League Player of the Week, July 13-19 ... led South Bend in homers, runs scored and stolen bases ... led all Cubs minor leaguers with 36 steals ... named Cubs Minor League Player of the Month for July, batting .333 with six homers in 24 games ... 2014 – Had a 20-game hitting streak (.356/31-for-87) from June 27-July 17 ... 15 stolen bases led the team ... 2013 – Led the Arizona League with 25 stolen bases

| YEAR | TEAM | AVG | G | AB | R | H | 2B | 3B | HR | RBI | SH | SF | HP | BB | SO | SB-CS | E | OBP | SLG |
|----------------------------|------------------|-------------|------------|-------------|------------|------------|-----------|-----------|-----------|------------|-----------|-----------|-----------|------------|------------|---------------|-----------|-------------|-------------|
| 2011 | – DSL Cubs 2-R | .268 | 38 | 142 | 30 | 38 | 7 | 2 | 3 | 19 | 3 | 1 | 4 | 12 | 32 | 13-7 | 2 | .340 | .408 |
| | – DSL Cubs 1-R | .300 | 30 | 120 | 27 | 36 | 5 | 1 | 2 | 17 | 0 | 0 | 1 | 12 | 23 | 19-3 | 3 | .368 | .408 |
| 2012 | – DSL Cubs 1-R | .291 | 48 | 172 | 40 | 50 | 10 | 4 | 3 | 28 | 1 | 3 | 8 | 18 | 35 | 28-9 | 0 | .378 | .448 |
| | – Mesa-R | .222 | 6 | 18 | 0 | 4 | 0 | 0 | 0 | 2 | 0 | 0 | 0 | 1 | 5 | 1-0 | 1 | .263 | .222 |
| 2013 | – Boise-A | .154 | 4 | 13 | 2 | 2 | 0 | 2 | 0 | 2 | 0 | 0 | 1 | 2 | 6 | 1-0 | 1 | .313 | .462 |
| | – Mesa-R | .287 | 45 | 164 | 31 | 47 | 9 | 2 | 1 | 12 | 3 | 0 | 2 | 16 | 39 | *25-3 | 1 | .357 | .384 |
| 2014 | – Boise-A | .267 | 38 | 161 | 31 | 43 | 6 | 2 | 7 | 30 | 1 | 0 | 4 | 14 | 40 | 15-6 | 2 | .341 | .460 |
| | – Kane County-A | .236 | 31 | 106 | 14 | 25 | 7 | 1 | 6 | 15 | 1 | 1 | 0 | 10 | 38 | 2-2 | 1 | .299 | .491 |
| 2015 | – South Bend-A | .284 | 101 | 377 | 67 | 107 | 17 | 5 | 9 | 34 | 2 | 1 | 1 | 22 | 67 | 34-10 | 6 | .324 | .427 |
| | – Myrtle Beach-A | .188 | 5 | 16 | 2 | 3 | 0 | 1 | 0 | 1 | 1 | 0 | 0 | 1 | 5 | 2-0 | 0 | .235 | .313 |
| 2016 | – Myrtle Beach-A | .241 | 113 | 369 | 43 | 89 | 15 | 3 | 8 | 45 | 11 | 6 | 4 | 44 | 80 | 38-11 | 5 | .324 | .363 |
| 2017 | – Tennessee-AA | .217 | 81 | 276 | 38 | 60 | 14 | 1 | 10 | 27 | 2 | 3 | 26 | 59 | 7-5 | 4 | .290 | .384 | |
| | – Mesa-R | .214 | 5 | 14 | 2 | 3 | 1 | 0 | 0 | 3 | 0 | 2 | 0 | 2 | 3 | 2-1 | 1 | .278 | .286 |
| MINOR LEAGUE TOTALS | | .260 | 545 | 1948 | 327 | 507 | 91 | 24 | 49 | 235 | 25 | 16 | 28 | 180 | 432 | 187-57 | 27 | .329 | .407 |

*Led League

Yasiel Balaguert – Infielder

FULL NAME: Yasiel Balaguert (Gonzalez) **BATS:** Right **THROWS:** Right **HEIGHT:** 6-2 **WEIGHT:** 215
OPENING DAY AGE: 25 **BORN:** 1/9/93 in La Habana, Cuba **RESIDENCE:** Hialeah, FL

HOW ACQUIRED: Signed by Cubs as a non-drafted free agent 12/7/11 (scouts: Jose Serra and Louis Eljaua)

NOTES: 2017 – Named Southern League Player of the Week, July 31-August 6 (.423, HR) ... 2016 – Named the Carolina League Player of the Week three times: May 16-22, July 18-24 and July 25-31 ... 2015 – Named Midwest League Player of the Week, May 25-31 ... on disabled list August 5-September 24 with a left hand fracture

| YEAR | TEAM | AVG | G | AB | R | H | 2B | 3B | HR | RBI | SH | SF | HP | BB | SO | SB-CS | E | OBP | SLG |
|----------------------------|------------------|-------------|------------|-------------|------------|------------|------------|-----------|-----------|------------|----------|-----------|----------|------------|------------|--------------|-----------|-------------|-------------|
| 2012 | – Mesa-R | .235 | 32 | 115 | 16 | 27 | 4 | 2 | 2 | 15 | 0 | 3 | 0 | 10 | 27 | 1-1 | 1 | .289 | .357 |
| | – Peoria-A | .208 | 39 | 149 | 10 | 31 | 5 | 0 | 1 | 18 | 0 | 1 | 0 | 5 | 49 | 0-1 | 0 | .232 | .262 |
| 2013 | – Boise-A | .261 | 63 | 238 | 33 | 62 | 15 | 1 | 8 | 48 | 0 | 4 | 1 | 26 | 70 | 1-3 | 3 | .331 | .433 |
| | – Mesa-R | .267 | 4 | 15 | 3 | 4 | 2 | 1 | 0 | 2 | 0 | 0 | 0 | 3 | 4 | 0-0 | 0 | .389 | .533 |
| 2014 | – Kane County-A | .252 | 93 | 369 | 45 | 93 | 17 | 2 | 7 | 53 | 0 | 2 | 1 | 20 | 86 | 0-2 | 4 | .291 | .366 |
| | – Mesa-R | .250 | 3 | 12 | 1 | 3 | 0 | 2 | 0 | 0 | 0 | 0 | 0 | 1 | 1 | 0-0 | 0 | .308 | .583 |
| 2015 | – South Bend-A | .271 | 82 | 317 | 34 | 86 | 18 | 2 | 7 | 40 | 0 | 3 | 2 | 17 | 54 | 3-1 | 5 | .310 | .407 |
| 2016 | – Myrtle Beach-A | .263 | 135 | 533 | 62 | 140 | 25 | 2 | 19 | 96 | 0 | 6 | 1 | 43 | 125 | 5-1 | 10 | .316 | .424 |
| 2017 | – Tennessee-AA | .256 | 129 | 477 | 51 | 122 | 27 | 0 | 15 | 75 | 0 | 4 | 2 | 35 | 103 | 0-1 | 6 | .307 | .407 |
| MINOR LEAGUE TOTALS | | .255 | 580 | 2225 | 255 | 568 | 113 | 12 | 59 | 347 | 0 | 23 | 7 | 160 | 519 | 10-10 | 29 | .304 | .396 |

Cam Balego – Infielder

FULL NAME: Cameron Balego **BATS:** Right **THROWS:** Right **HEIGHT:** 6-0 **WEIGHT:** 205
OPENING DAY AGE: 22, turns 23 on June 12 **BORN:** 6/12/95 in Pittsburgh, PA **RESIDENCE:** Pittsburgh, PA

SCHOOL: Attended Mercyhurst College (Pa.) ... graduated from Pittsburgh Central Catholic High School in Pittsburgh, Pa.

HOW ACQUIRED: Selected by Cubs in 30th round of 2017 draft (scout: Daniel Carte)

NOTES: COLLEGE – Was a two-time member of the All-PSAC First Team ... named First Team All-Region by the American Baseball Coaches' Association in 2017

| YEAR | TEAM | AVG | G | AB | R | H | 2B | 3B | HR | RBI | SH | SF | HP | BB | SO | SB-CS | F | OBP | SLG |
|------|----------|------|----|----|----|----|----|----|----|-----|----|----|----|----|----|-------|---|------|------|
| 2017 | – Mesa-R | .286 | 36 | 98 | 14 | 28 | 13 | 0 | 1 | 9 | 1 | 2 | 3 | 14 | 21 | 1-3 | 8 | .385 | .449 |

Sean Barry – Pitcher

FULL NAME: Sean Barry **BATS:** Right **THROWS:** Right **HEIGHT:** 6-2 **WEIGHT:** 200
OPENING DAY AGE: 22, turns 23 on May 22 **BORN:** 5/22/95 in Thousand Oaks, CA **RESIDENCE:** San Diego, CA

SCHOOL: Attended University of San Diego (Calif.) ... graduated from Moorpark High School in Moorpark, Calif.

HOW ACQUIRED: Selected by Cubs in 21st round of 2017 draft (scout: Alex Lontayo)

NOTES: COLLEGE – Named to the WCC's All-Academic Team in 2017

| YEAR | TEAM | W-L | ERA | G | GS | CG | SHO | SV | IP | H | R | ER | HR | HB | BB | SO | WP | BK |
|------|----------|-----|------|---|----|----|-----|----|-----|---|---|----|----|----|----|----|----|----|
| 2017 | – Mesa-R | 1-0 | 6.00 | 3 | 0 | 0 | 0 | 0 | 3.0 | 4 | 3 | 2 | 0 | 0 | 1 | 2 | 0 | 0 |

Anyel Beato – Pitcher

FULL NAME: Anyel Jose Beato (Acedo) **BATS:** Right **THROWS:** Right **HEIGHT:** 6-3 **WEIGHT:** 175
OPENING DAY AGE: 22 **BORN:** 3/3/96 in Santiago de los Caballeros, D.R. **RESIDENCE:** Santiago de los Caballeros, D.R.

ORIGINAL CLUB: Signed by Arizona as a non-drafted free agent 12/16/14 (scout: Junior Noboa)

HOW ACQUIRED: Signed by Cubs as a minor league free agent 7/5/17

NOTES: 2017 – Suspended following violation of the Minor League Drug Prevention and Treatment Program (72 games to be served at the beginning of 2018)

| YEAR | TEAM | W-L | ERA | G | GS | CG | SHO | SV | IP | H | R | ER | HR | HB | BB | SO | WP | BK |
|----------------------------|-----------------|------------|-------------|-----------|----------|----------|----------|----------|-------------|-----------|-----------|-----------|----------|----------|-----------|-----------|-----------|----------|
| 2015 | – DSL D-backs-R | 0-1 | 4.15 | 3 | 0 | 0 | 0 | 0 | 4.1 | 5 | 2 | 2 | 0 | 1 | 2 | 2 | 3 | 0 |
| 2016 | – AZL D-backs-R | 0-1 | 7.33 | 14 | 0 | 0 | 0 | 1 | 23.1 | 29 | 24 | 19 | 2 | 6 | 8 | 18 | 2 | 1 |
| 2017 | – DSL Cubs 2-R | 0-3 | 5.65 | 8 | 0 | 0 | 0 | 0 | 14.1 | 18 | 13 | 9 | 3 | 1 | 5 | 10 | 5 | 0 |
| MINOR LEAGUE TOTALS | | 0-5 | 6.43 | 25 | 0 | 0 | 0 | 1 | 42.0 | 52 | 39 | 30 | 5 | 8 | 15 | 30 | 10 | 1 |

Dave Berg – Pitcher

FULL NAME: David Andrew Berg **BATS:** Right **THROWS:** Right **HEIGHT:** 6-0 **WEIGHT:** 190
OPENING DAY AGE: 25 **BORN:** 3/28/93 in Glendora, CA **RESIDENCE:** Covina, CA

SCHOOL: Graduated from UCLA (Calif.) ... graduated from Bishop Amat High School in La Puente, Calif.

HOW ACQUIRED: Selected by Cubs in sixth round of 2015 draft (scout: Tom Myers)

NOTES: COLLEGE – Made an NCAA record 175 appearances in four seasons at UCLA ... two-time Pac-12 Pitcher of the Year and NCBWA Stopper of the Year winner ... is UCLA's all-time record holder for lowest career ERA (1.11) and lowest single-season ERA (0.68 in 2015) ... also holds the school record for most career saves (49) and single-season saves (24)

| YEAR | TEAM | W-L | ERA | G | GS | CG | SHO | SV | IP | H | R | ER | HR | HB | BB | SO | WP | BK |
|----------------------------|------------------|-------------|-------------|------------|----------|----------|----------|-----------|--------------|------------|-----------|-----------|----------|----------|-----------|------------|----------|----------|
| 2015 | – Eugene-A | 1-0 | 0.00 | 2 | 0 | 0 | 0 | 1 | 3.1 | 0 | 0 | 0 | 0 | 0 | 0 | 4 | 0 | 0 |
| | – Myrtle Beach-A | 1-1 | 1.69 | 16 | 0 | 0 | 0 | 4 | 16.0 | 18 | 3 | 3 | 0 | 0 | 3 | 14 | 1 | 0 |
| 2016 | – Myrtle Beach-A | 2-0 | 1.42 | 9 | 0 | 0 | 0 | 4 | 12.2 | 10 | 4 | 2 | 0 | 1 | 1 | 10 | 0 | 0 |
| | – Tennessee-AA | 2-4 | 6.28 | 34 | 0 | 0 | 0 | 4 | 43.0 | 67 | 35 | 30 | 0 | 2 | 11 | 30 | 1 | 0 |
| 2017 | – Tennessee-AA | 1-1 | 5.11 | 11 | 0 | 0 | 0 | 0 | 12.1 | 17 | 8 | 7 | 2 | 0 | 3 | 7 | 1 | 0 |
| | – Iowa-AAA | 2-0 | 0.90 | 7 | 0 | 0 | 0 | 0 | 10.0 | 13 | 1 | 1 | 0 | 1 | 1 | 3 | 0 | 0 |
| | – Myrtle Beach-A | 1-3 | 6.28 | 22 | 0 | 0 | 0 | 1 | 38.2 | 36 | 33 | 27 | 3 | 5 | 14 | 34 | 3 | 1 |
| MINOR LEAGUE TOTALS | | 10-9 | 4.63 | 101 | 0 | 0 | 0 | 14 | 136.0 | 161 | 84 | 70 | 5 | 9 | 33 | 102 | 6 | 1 |

Wynton Bernard – Outfielder

FULL NAME: Wynton Allen Bernard **BATS:** Right **THROWS:** Right **HEIGHT:** 6-2 **WEIGHT:** 195
OPENING DAY AGE: 27 **BORN:** 9/24/90 in San Diego, CA **RESIDENCE:** Poway, CA

SCHOOL: Attended Niagara University (N.Y.) ... graduated from Rancho Bernardo High School (Calif.)

ORIGINAL CLUB: Selected by San Diego in 35th round of 2012 draft (scout: Jim Bretz)

HOW ACQUIRED: Signed a minor league contract 1/23/18

NOTES: 2017 – Was a non-roster invitee with San Francisco ... **2016** – Was a non-roster invitee with San Diego ... **2015** – Led the Eastern League with 161 hits ... selected to mid-season and post-season All-Star team ... earned Player of the Week honors May 25 ... **2014** – Named a Midwest League mid-season and post-season All-Star ... named West Michigan's MVP

| YEAR | TEAM | AVG | G | AB | R | H | 2B | 3B | HR | RBI | SH | SF | HP | BB | SO | SB-CS | F | OBP | SLG |
|----------------------------|-------------------|-------------|------------|-------------|------------|------------|-----------|-----------|-----------|------------|-----------|-----------|-----------|------------|------------|---------------|-----------|-------------|-------------|
| 2012 | – AZL Padres-R | .232 | 23 | 56 | 14 | 13 | 3 | 0 | 1 | 9 | 0 | 1 | 1 | 7 | 14 | 4-0 | 2 | .323 | .339 |
| 2013 | – Padres-R | .400 | 3 | 10 | 1 | 4 | 0 | 0 | 0 | 3 | 0 | 0 | 0 | 3 | 2-1 | 0 | .400 | .400 | |
| | – Eugene-A | .250 | 39 | 136 | 19 | 34 | 5 | 1 | 1 | 10 | 2 | 4 | 1 | 18 | 33 | 7-4 | 2 | .333 | .324 |
| | – Fort Wayne-A | .200 | 5 | 15 | 1 | 3 | 0 | 1 | 0 | 3 | 0 | 0 | 0 | 1 | 5 | 1-1 | 0 | .250 | .333 |
| | – Lake Elsinore-A | .214 | 4 | 14 | 4 | 3 | 0 | 1 | 0 | 0 | 0 | 0 | 0 | 1 | 2 | 0-1 | 0 | .267 | .357 |
| 2014 | – West Michigan-A | .323 | 131 | 507 | 91 | 164 | 30 | 6 | 6 | 47 | 12 | 3 | 5 | 56 | 86 | 45-19 | 4 | .394 | .442 |
| 2015 | – Erie-AA | .301 | 135 | 534 | 78 | *161 | 29 | 8 | 4 | 36 | 11 | 0 | 4 | 38 | 73 | 43-16 | 6 | .352 | .408 |
| 2016 | – Toledo-AAA | .235 | 46 | 149 | 18 | 35 | 5 | 1 | 1 | 11 | 1 | 1 | 1 | 10 | 30 | 10-3 | 3 | .286 | .302 |
| | – Erie-AA | .308 | 58 | 227 | 38 | 70 | 8 | 4 | 6 | 22 | 5 | 2 | 1 | 27 | 39 | 13-2 | 1 | .381 | .458 |
| 2017 | – Sacramento-AAA | .254 | 82 | 193 | 28 | 49 | 8 | 2 | 2 | 14 | 3 | 1 | 2 | 12 | 41 | 13-1 | 2 | .303 | .347 |
| MINOR LEAGUE TOTALS | | .291 | 526 | 1841 | 292 | 536 | 88 | 24 | 21 | 155 | 34 | 12 | 15 | 170 | 326 | 138-48 | 20 | .354 | .399 |

*Led League

Jhonny Bethencourt – Infielder

FULL NAME: Jhonny Angel Bethencourt (Acosta) **BATS:** Right **THROWS:** Right **HEIGHT:** 5-11 **WEIGHT:** 160
OPENING DAY AGE: 21 **BORN:** 2/12/97 in Pampatar, Venezuela **RESIDENCE:** Margarita, Nueva Esparta, Venezuela

HOW ACQUIRED: Signed by Cubs as a non-drafted free agent 12/7/14 (scout: Hector Ortega)

| YEAR | TEAM | AVG | G | AB | R | H | 2B | 3B | HR | RBI | SH | SF | HP | BB | SO | SB-CS | E | OBP | SLG |
|----------------------------|--------------|-------------|------------|------------|------------|------------|-----------|-----------|----------|-----------|----------|----------|----------|-----------|-----------|--------------|-----------|-------------|-------------|
| 2015 | – VSL Cubs-R | .319 | 61 | 216 | 49 | 69 | 11 | 3 | 0 | 15 | 2 | 4 | 4 | 32 | 29 | 15-14 | 16 | .410 | .398 |
| 2016 | – Mesa-R | .235 | 39 | 115 | 16 | 27 | 3 | 3 | 0 | 13 | 3 | 0 | 2 | 19 | 20 | 7-2 | 7 | .353 | .313 |
| 2017 | – Eugene-A | .272 | 63 | 228 | 44 | 62 | 12 | 6 | 1 | 21 | 0 | 3 | 1 | 31 | 50 | 17-6 | 18 | .357 | .390 |
| MINOR LEAGUE TOTALS | | .283 | 163 | 559 | 109 | 158 | 26 | 12 | 1 | 49 | 5 | 7 | 7 | 82 | 99 | 39-22 | 41 | .377 | .377 |

Corey Black – Pitcher

FULL NAME: Corey William Black **BATS:** Right **THROWS:** Right **HEIGHT:** 5-11 **WEIGHT:** 175
OPENING DAY AGE: 26, turns 27 on August 4 **BORN:** 8/4/91 in San Diego, CA **RESIDENCE:** San Diego, CA

SCHOOL: Attended Faulkner University in Montgomery, Ala. ... graduated from Mission Bay High School (Calif.)

ORIGINAL CLUB: Selected by New York (A.L.) in fourth round of 2012 draft (scout: DJ Svihlik)

HOW ACQUIRED: From New York (A.L.) 7/26/13 for OF Alfonso Soriano and a cash consideration

NOTES: 2017 – Missed entire season with a right elbow injury ... **2015** – Named a Southern League mid-season All-Star for the second-straight year ... made a career-high 28 relief appearances ... was a non-roster invitee to major league Spring Training ... **2014** – Named a Southern League mid-season All-Star ... led the Smokies in starts, innings and strikeouts ... **2013** – Led the Florida State League with 116 strikeouts between Tampa and Daytona

| YEAR | TEAM | W-L | ERA | G | GS | CG | SHO | SV | IP | H | R | ER | HR | HB | BB | SO | WP | BK | |
|----------------------------|-----------------|-------------------------|-------------|------------|-----------|----------|----------|-----------|--------------|------------|------------|------------|-----------|-----------|------------|------------|-----------|----------|--|
| 2012 | – GCL Yankees-R | 0-0 | 6.75 | 1 | 1 | 0 | 0 | 0 | 1.1 | 2 | 1 | 1 | 0 | 0 | 2 | 0 | 0 | 0 | |
| | Staten Island-A | 0-0 | 2.28 | 6 | 6 | 0 | 0 | 0 | 27.2 | 22 | 9 | 7 | 1 | 2 | 8 | 21 | 2 | 0 | |
| | Charleston-A | 2-2 | 3.80 | 5 | 5 | 0 | 0 | 0 | 23.2 | 18 | 11 | 10 | 0 | 2 | 5 | 29 | 1 | 0 | |
| 2013 | – Tampa-A | 3-8 | 4.25 | 19 | 19 | 0 | 0 | 0 | 82.2 | 79 | 54 | 39 | 2 | 7 | 45 | *88 | 14 | 0 | |
| | Daytona-A | 4-0 | 2.88 | 5 | 5 | 0 | 0 | 0 | 25.0 | 22 | 9 | 8 | 3 | 2 | 10 | *28 | 2 | 0 | |
| 2014 | – Tennessee-AA | 6-7 | 3.47 | 26 | 25 | 0 | 0 | 0 | 124.1 | 100 | 55 | 48 | 13 | 14 | 71 | 119 | 15 | 1 | |
| 2015 | – Tennessee-AA | 3-5 | 4.92 | 37 | 9 | 0 | 0 | 0 | 86.0 | 74 | 54 | 47 | 7 | 6 | 47 | 101 | 9 | 0 | |
| 2016 | – Tennessee-AA | 0-3 | 3.18 | 20 | 0 | 0 | 0 | 8 | 22.2 | 18 | 9 | 8 | 0 | 2 | 15 | 25 | 4 | 0 | |
| | Iowa-AAA | 0-3 | 5.04 | 28 | 0 | 0 | 0 | 6 | 30.1 | 30 | 18 | 17 | 1 | 1 | 21 | 37 | 4 | 1 | |
| 2017 | – | DID NOT PITCH – INJURED | | | | | | | | | | | | | | | | | |
| MINOR LEAGUE TOTALS | | 18-28 | 3.93 | 147 | 70 | 0 | 0 | 14 | 423.2 | 365 | 220 | 185 | 27 | 36 | 224 | 448 | 51 | 2 | |

*Combined for League Lead

Santiago Blanco – Infielder

FULL NAME: Santiago Junior Blanco (Martinez) **BATS:** Switch **THROWS:** Right **HEIGHT:** 5-11 **WEIGHT:** 165
OPENING DAY AGE: 18 **BORN:** 10/14/99 in Santiago, D.R. **RESIDENCE:** Santiago, D.R.

HOW ACQUIRED: Signed by Cubs as a non-drafted free agent 3/15/17 (scouts: Gian Guzman & Jose Serra)

| YEAR | TEAM | AVG | G | AB | R | H | 2B | 3B | HR | RBI | SH | SF | HP | BB | SO | SB-CS | E | OBP | SLG |
|------|----------------|------|----|----|----|---|----|----|----|-----|----|----|----|----|----|-------|---|------|------|
| 2017 | – DSL Cubs 2-R | .148 | 23 | 61 | 11 | 9 | 1 | 0 | 0 | 3 | 0 | 0 | 1 | 14 | 18 | 3-2 | 0 | .316 | .164 |

Casey Bloomquist – Pitcher

FULL NAME: Casey James Bloomquist **BATS:** Right **THROWS:** Right **HEIGHT:** 6-3 **WEIGHT:** 190
OPENING DAY AGE: 24 **BORN:** 1/25/94 in Bakersfield, CA **RESIDENCE:** Bakersfield, CA

SCHOOL: Attended Cal Poly-San Luis Obispo (Calif.) ... graduated from Bakersfield Christian (Calif.) High School

HOW ACQUIRED: Selected by Cubs in 17th round of 2015 draft (scout: Tom Myers)

NOTES: COLLEGE – Went 26-6 with a 2.76 ERA in three seasons at Cal Poly, including wins in his final eight decisions

| YEAR | TEAM | W-L | ERA | G | GS | CG | SHO | SV | IP | H | R | ER | HR | HB | BB | SO | WP | BK |
|----------------------------|------------------|--------------|-------------|-----------|-----------|----------|----------|----------|--------------|------------|------------|-----------|-----------|-----------|-----------|------------|-----------|----------|
| 2015 | – Mesa-R | 0-0 | 0.00 | 1 | 0 | 0 | 0 | 0 | 1.0 | 0 | 0 | 0 | 0 | 0 | 0 | 2 | 0 | 0 |
| | Eugene-A | 0-2 | 2.29 | 8 | 4 | 0 | 0 | 0 | 19.2 | 13 | 5 | 5 | 0 | 1 | 2 | 22 | 1 | 0 |
| 2016 | – South Bend-A | 8-8 | 3.00 | 30 | 12 | 0 | 0 | 4 | 117.0 | 107 | 53 | 39 | 7 | 5 | 17 | 87 | 9 | 1 |
| 2017 | – Myrtle Beach-A | 4-5 | 6.14 | 27 | 9 | 1 | 1 | 2 | 73.1 | 99 | 53 | 50 | 9 | 4 | 15 | 56 | 7 | 0 |
| | Tennessee-AA | 1-0 | 3.75 | 2 | 2 | 0 | 0 | 0 | 12.0 | 16 | 5 | 5 | 1 | 1 | 2 | 6 | 0 | 0 |
| MINOR LEAGUE TOTALS | | 13-15 | 4.00 | 68 | 27 | 1 | 1 | 6 | 223.0 | 235 | 116 | 99 | 17 | 11 | 36 | 173 | 17 | 1 |

Andres Bonalde – Pitcher

FULL NAME: Andres Eduardo Bonalde (Cuauero) **BATS:** Left **THROWS:** Left **HEIGHT:** 6-6 **WEIGHT:** 198
OPENING DAY AGE: 20 **BORN:** 12/12/97 in Punto Fijo, Venezuela **RESIDENCE:** Punto Fijo, Venezuela

HOW ACQUIRED: Signed by Cubs as a non-drafted free agent 7/15/14 (scouts: Hector Ortega and Rafael Jimenez)

NOTES: 2017 – Missed entire season after undergoing an appendectomy

| YEAR | TEAM | W-L | ERA | G | GS | CG | SHO | SV | IP | H | R | ER | HR | HB | BB | SO | WP | BK | |
|----------------------------|----------------|-------------------------|-------------|-----------|-----------|----------|----------|----------|-------------|------------|-----------|-----------|----------|-----------|-----------|-----------|-----------|----------|--|
| 2015 | – VSL Cubs-R | 2-4 | 4.76 | 13 | 9 | 0 | 0 | 0 | 39.2 | 53 | 32 | 21 | 2 | 3 | 11 | 27 | 8 | 1 | |
| 2016 | – DSL Cubs 2-R | 1-1 | 4.63 | 3 | 2 | 0 | 0 | 0 | 11.2 | 14 | 10 | 6 | 1 | 0 | 5 | 9 | 3 | 0 | |
| | DSL Cubs 1-R | 1-5 | 4.89 | 10 | 10 | 0 | 0 | 0 | 46.0 | 53 | 31 | 25 | 0 | 8 | 17 | 26 | 11 | 0 | |
| 2017 | – | DID NOT PITCH – INJURED | | | | | | | | | | | | | | | | | |
| MINOR LEAGUE TOTALS | | 4-10 | 4.81 | 26 | 21 | 0 | 0 | 0 | 97.1 | 120 | 73 | 52 | 3 | 11 | 33 | 62 | 22 | 1 | |

Jeinser Brete – Infielder

FULL NAME: Jeinser Milagros Brete (De La Cruz) **BATS:** Right **THROWS:** Right **HEIGHT:** 6-0 **WEIGHT:** 180
OPENING DAY AGE: 18 **BORN:** 11/26/99 in San Pedro De Macoris, D.R. **RESIDENCE:** San Pedro De Macoris, D.R.

HOW ACQUIRED: Signed by Cubs as a non-drafted free agent 8/29/16 (scouts: Marino Encarnacion, Gian Guzman and Jose Serra)

| YEAR | TEAM | AVG | G | AB | R | H | 2B | 3B | HR | RBI | SH | SF | HP | BB | SO | SB-CS | E | OBP | SLG |
|------|----------------|------|----|-----|----|----|----|----|----|-----|----|----|----|----|----|-------|---|------|------|
| 2017 | – DSL Cubs 2-R | .209 | 41 | 115 | 13 | 24 | 3 | 0 | 0 | 12 | 0 | 0 | 6 | 12 | 29 | 2-3 | 5 | .316 | .235 |

Cael Brockmeyer – Catcher

FULL NAME: Cael Stewart Brockmeyer **BATS:** Right **THROWS:** Right **HEIGHT:** 6-5 **WEIGHT:** 235
OPENING DAY AGE: 26 **BORN:** 10/8/91 in Bakersfield, CA **RESIDENCE:** Vineyard Haven, MA

SCHOOL: Attended California State University-Bakersfield ... graduated from Algonquin Regional (Mass.) High School

HOW ACQUIRED: Selected by Cubs in 16th round of 2013 draft (scout: Tom Myers)

NOTES: 2015 – Named a Midwest League mid-season All-Star ... named Midwest League Player of the Week, April 9-19

| YEAR | TEAM | AVG | G | AB | R | H | 2B | 3B | HR | RBI | SH | SF | HP | BB | SO | SB-CS | E | OBP | SLG |
|----------------------------|------------------|-------------|------------|-------------|------------|------------|-----------|----------|-----------|------------|----------|-----------|-----------|------------|------------|------------|-----------|-------------|-------------|
| 2013 | – Boise-A | .271 | 33 | 107 | 20 | 29 | 5 | 1 | 0 | 14 | 0 | 0 | 7 | 7 | 22 | 2-0 | 3 | .355 | .336 |
| | – Iowa-AAA | .167 | 2 | 6 | 0 | 1 | 0 | 0 | 0 | 0 | 0 | 0 | 1 | 1 | 3 | 0-0 | 1 | .375 | .167 |
| 2014 | – Kane County-A | .297 | 77 | 256 | 31 | 76 | 14 | 2 | 8 | 43 | 0 | 5 | 13 | 18 | 48 | 0-0 | 7 | .366 | .461 |
| 2015 | – South Bend-A | .274 | 63 | 237 | 31 | 65 | 16 | 1 | 5 | 33 | 0 | 0 | 3 | 27 | 60 | 1-1 | 3 | .356 | .414 |
| | – Myrtle Beach-A | .217 | 36 | 120 | 15 | 26 | 6 | 0 | 3 | 24 | 0 | 4 | 4 | 17 | 32 | 0-1 | 3 | .324 | .342 |
| | – Tennessee-AA | .238 | 7 | 21 | 1 | 5 | 2 | 0 | 1 | 4 | 0 | 1 | 0 | 2 | 4 | 0-0 | 1 | .292 | .476 |
| | – Iowa-AAA | .125 | 5 | 8 | 0 | 1 | 0 | 0 | 0 | 0 | 0 | 0 | 0 | 2 | 0-0 | 0 | .125 | .125 | |
| 2016 | – Myrtle Beach-A | .190 | 24 | 79 | 9 | 15 | 2 | 0 | 4 | 12 | 0 | 1 | 2 | 10 | 19 | 2-0 | 0 | .293 | .367 |
| | – Tennessee-AA | .317 | 12 | 41 | 4 | 13 | 3 | 0 | 2 | 7 | 0 | 0 | 2 | 1 | 8 | 0-0 | 0 | .364 | .537 |
| | – Iowa-AAA | .228 | 35 | 92 | 8 | 21 | 6 | 1 | 1 | 7 | 0 | 0 | 0 | 6 | 31 | 0-0 | 2 | .276 | .348 |
| 2017 | – Tennessee-AA | .179 | 70 | 195 | 18 | 35 | 5 | 1 | 6 | 19 | 0 | 0 | 6 | 14 | 58 | 0-0 | 4 | .256 | .308 |
| | – Iowa-AAA | .444 | 2 | 9 | 3 | 4 | 2 | 0 | 1 | 2 | 1 | 1 | 0 | 0 | 1 | 0-0 | 0 | .400 | 1.000 |
| MINOR LEAGUE TOTALS | | .249 | 366 | 1171 | 140 | 291 | 61 | 6 | 31 | 165 | 1 | 12 | 38 | 103 | 288 | 5-2 | 24 | .326 | .390 |

Stephen Bruno – Infielder

FULL NAME: Stephen Francis Bruno **BATS:** Right **THROWS:** Right **HEIGHT:** 5-9 **WEIGHT:** 175
OPENING DAY AGE: 27 **BORN:** 11/17/90 in Philadelphia, PA **RESIDENCE:** Audubon, NJ

SCHOOL: Attended the University of Virginia ... graduated from Gloucester (N.J.) Catholic High School

HOW ACQUIRED: Selected by Cubs in seventh round of 2012 draft (scout: Billy Swoope)

NOTES: 2016 – On disabled list April 7-May 16 and June 11-August 16 (left back strain) ... **2014** – Named a Southern League All-Star ... led the team with 106 hits ... **2013** – Missed a majority of the season on Daytona's disabled list, undergoing Tommy John surgery on his right elbow ... **2012** – Won the Northwest League batting crown after hitting .361 (91-for-252) ... named the Northwest League Player of the Week for August 27-September 3 ... hit in 22-straight games with Boise (second-highest streak in league) from August 8 through end of season (38-for-85/.447)

| YEAR | TEAM | AVG | G | AB | R | H | 2B | 3B | HR | RBI | SH | SF | HP | BB | SO | SB-CS | E | OBP | SLG |
|----------------------------|----------------|-------------|------------|-------------|------------|------------|-----------|-----------|-----------|------------|----------|-----------|-----------|-----------|------------|--------------|-----------|-------------|-------------|
| 2012 | – Boise-A | *.361 | 67 | 252 | 51 | 91 | 19 | 3 | 3 | 37 | 0 | 2 | 20 | 18 | 47 | 2-7 | 17 | .442 | .496 |
| 2013 | – Daytona-A | .362 | 19 | 69 | 16 | 25 | 8 | 0 | 0 | 7 | 0 | 0 | 4 | 5 | 16 | 2-1 | 2 | .436 | .478 |
| 2014 | – Tennessee-AA | .276 | 105 | 384 | 54 | 106 | 26 | 5 | 3 | 42 | 1 | 4 | 16 | 27 | 77 | 6-2 | 11 | .346 | .393 |
| 2015 | – Tennessee-AA | .263 | 105 | 342 | 44 | 90 | 17 | 1 | 2 | 48 | 3 | 4 | 13 | 26 | 64 | 9-3 | 10 | .335 | .336 |
| 2016 | – Tennessee-AA | .263 | 22 | 57 | 7 | 15 | 2 | 1 | 0 | 5 | 0 | 1 | 3 | 4 | 18 | 1-0 | 1 | .338 | .333 |
| | – Eugene-A | .368 | 6 | 19 | 5 | 7 | 0 | 0 | 0 | 5 | 0 | 1 | 0 | 4 | 5 | 0-0 | 1 | .458 | .368 |
| | – Iowa-AAA | .188 | 7 | 16 | 1 | 3 | 1 | 0 | 1 | 1 | 0 | 0 | 0 | 5 | 1-0 | 0 | .188 | .438 | |
| 2017 | – Iowa-AAA | .265 | 96 | 219 | 28 | 58 | 10 | 0 | 9 | 37 | 2 | 4 | 11 | 7 | 43 | 7-0 | 5 | .315 | .434 |
| MINOR LEAGUE TOTALS | | .291 | 427 | 1358 | 206 | 395 | 83 | 10 | 18 | 182 | 6 | 16 | 67 | 91 | 275 | 28-13 | 47 | .361 | .406 |

*Led League

Jonathan Bruzual – Pitcher

FULL NAME: Jonathan Miguel Bruzual (Lemus) **BATS:** Left **THROWS:** Left **HEIGHT:** 6-1 **WEIGHT:** 172
OPENING DAY AGE: 18 **BORN:** 2/15/00 in Cumana, Sucre, Venezuela **RESIDENCE:** Carupano, Sucre, Venezuela

HOW ACQUIRED: Signed by Cubs as a non-drafted free agent 8/29/16 (scouts: Hector Ortega, Julio Figueroa and Louie Eljau)

| YEAR | TEAM | W-L | ERA | G | GS | CG | SHO | SV | IP | H | R | ER | HR | HB | BB | SO | WP | BK |
|------|----------------|-----|------|----|----|----|-----|----|------|----|----|----|----|----|----|----|----|----|
| 2017 | – DSL Cubs 2-R | 3-6 | 6.86 | 14 | 9 | 0 | 0 | 0 | 39.1 | 37 | 32 | 30 | 0 | 7 | 36 | 41 | 4 | 0 |

Willy Cabrera – Pitcher

FULL NAME: Willy Antonio Cabrera (Ozoña) **BATS:** Right **THROWS:** Right **HEIGHT:** 6-3 **WEIGHT:** 210
OPENING DAY AGE: 17, turns 18 on July 10 **BORN:** 7/10/00 in Santo Domingo, D.R. **RESIDENCE:** Santo Domingo, D.R.

HOW ACQUIRED: Signed by Cubs as a non-drafted free agent 7/27/17 (scouts: Valerio Heredia, Louie Eljaua, Gian Guzman & Jose Serra)

| YEAR | TEAM | W-L | ERA | G | GS | CG | SHO | SV | IP | H | R | ER | HR | HB | BB | SO | WP | BK |
|------|------|-----|-----|---|----|----|-----|----|----|---|---|----|----|----|----|----|----|----|
| 2017 | – | | | | | | | | | | | | | | | | | |

Fernando Calderon – Pitcher

FULL NAME: Fernando Arturo Calderon (Kelly) **BATS:** Right **THROWS:** Right **HEIGHT:** 6-0 **WEIGHT:** 170
OPENING DAY AGE: 21 **BORN:** 10/22/96 in Santiago de los Caballeros, D.R. **RESIDENCE:** Santiago de los Caballeros, D.R.

HOW ACQUIRED: Signed by Cubs as a non-drafted free agent 6/7/16 (scouts: Jose Estevez, Gian Guzman and Jose Serra)

| YEAR | TEAM | W-L | ERA | G | GS | CG | SHO | SV | IP | H | R | ER | HR | HB | BB | SO | WP | BK |
|----------------------------|----------------|------------|-------------|-----------|----------|----------|----------|----------|-------------|-----------|-----------|-----------|----------|-----------|-----------|-----------|-----------|----------|
| 2016 | – DSL Cubs 1-R | 0-3 | 9.92 | 11 | 0 | 0 | 0 | 0 | 16.1 | 25 | 23 | 18 | 0 | 7 | 12 | 9 | 12 | 0 |
| 2017 | – DSL Cubs 2-R | 4-1 | 1.80 | 20 | 0 | 0 | 0 | 4 | 40.0 | 26 | 15 | 8 | 0 | 4 | 10 | 45 | 9 | 1 |
| MINOR LEAGUE TOTALS | | 4-4 | 4.15 | 31 | 0 | 0 | 0 | 4 | 56.1 | 51 | 38 | 26 | 0 | 11 | 22 | 54 | 21 | 1 |

Jesus Camargo – Pitcher

FULL NAME: Jesus Ernesto Camargo (Corrales) **BATS:** Right **THROWS:** Right **HEIGHT:** 5-11 **WEIGHT:** 170
OPENING DAY AGE: 22 **BORN:** 11/23/95 in Los Mochis, Mexico **RESIDENCE:** Los Mochis, Mexico

HOW ACQUIRED: Signed by Cubs as a non-drafted free agent 12/18/14 (scout: Sergio Hernandez)

NOTES: 2017 – Named to the Northwest League Year-End All-Star Team ... 2016 – Placed on 60-day disabled list July 3 with a right elbow injury ... 2015 – Led Mesa with 57 strikeouts and 46.1 innings pitched

| YEAR | TEAM | W-L | ERA | G | GS | CG | SHO | SV | IP | H | R | ER | HR | HB | BB | SO | WP | BK |
|----------------------------|------------|------------|-------------|-----------|-----------|----------|----------|----------|--------------|-----------|-----------|-----------|----------|-----------|-----------|------------|-----------|----------|
| 2015 | – Mesa-R | 3-1 | 3.30 | 11 | 7 | 0 | 0 | 0 | 46.1 | 36 | 18 | 17 | 1 | 8 | 12 | 57 | 8 | 1 |
| 2016 | – | | | | | | | | | | | | | | | | | |
| 2017 | – Eugene-A | 3-1 | 2.39 | 14 | 8 | 0 | 0 | 0 | 60.1 | 40 | 21 | 16 | 0 | 8 | 22 | 73 | 11 | 1 |
| MINOR LEAGUE TOTALS | | 6-2 | 2.78 | 25 | 15 | 0 | 0 | 0 | 106.2 | 76 | 39 | 33 | 1 | 16 | 34 | 130 | 19 | 2 |

Roberto Caro – Outfielder

FULL NAME: Roberto Caro **BATS:** Switch **THROWS:** Right **HEIGHT:** 6-0 **WEIGHT:** 185
OPENING DAY AGE: 24 **BORN:** 9/25/93 in San Cristobal, D.R. **RESIDENCE:** San Cristobal, D.R.

HOW ACQUIRED: Signed by Cubs as a non-drafted free agent 12/2/11 (scouts: Jose Serra and Carlos Reyes)

| YEAR | TEAM | AVG | G | AB | R | H | 2B | 3B | HR | RBI | SH | SF | HP | BB | SO | SB-CS | E | OBP | SLG |
|----------------------------|------------------|-------------|------------|-------------|------------|------------|-----------|-----------|----------|------------|-----------|-----------|-----------|------------|------------|---------------|-----------|-------------|-------------|
| 2012 | – DSL Cubs 2-R | .298 | 23 | 84 | 22 | 25 | 2 | 4 | 0 | 9 | 3 | 0 | 2 | 14 | 7 | 7-6 | 0 | .410 | .417 |
| | – DSL Cubs 1-R | .327 | 32 | 107 | 25 | 35 | 3 | 2 | 0 | 9 | 4 | 0 | 0 | 18 | 22 | 8-2 | 2 | .424 | .393 |
| 2013 | – DSL Cubs-R | .254 | 60 | 197 | 47 | 50 | 8 | 8 | 0 | 18 | 4 | 1 | 7 | 33 | 49 | 18-5 | 1 | .378 | .376 |
| 2014 | – DSL Cubs-R | .289 | 66 | 246 | 66 | 71 | 6 | 15 | 3 | 37 | 5 | 3 | 8 | 48 | 47 | 35-7 | 3 | .416 | .472 |
| 2015 | – Mesa-R | .255 | 31 | 98 | 19 | 25 | 3 | 3 | 0 | 9 | 5 | 1 | 1 | 14 | 22 | 8-3 | 3 | .351 | .347 |
| | – Iowa-AAA | .000 | 5 | 5 | 1 | 0 | 0 | 0 | 0 | 0 | 0 | 0 | 0 | 0 | 0 | 0-0 | 0 | .000 | .000 |
| 2016 | – South Bend-A | .231 | 59 | 182 | 18 | 42 | 4 | 3 | 0 | 18 | 4 | 2 | 2 | 18 | 62 | 4-5 | 3 | .304 | .286 |
| 2017 | – Tennessee-AA | .143 | 22 | 35 | 1 | 5 | 1 | 0 | 0 | 1 | 0 | 0 | 1 | 5 | 7 | 1-1 | 0 | .268 | .171 |
| | – South Bend-A | .306 | 37 | 124 | 21 | 38 | 6 | 5 | 0 | 14 | 5 | 2 | 2 | 21 | 33 | 14-2 | 1 | .409 | .435 |
| | – Myrtle Beach-A | .185 | 39 | 92 | 10 | 17 | 2 | 2 | 1 | 15 | 1 | 1 | 3 | 13 | 29 | 5-4 | 2 | .303 | .283 |
| MINOR LEAGUE TOTALS | | .263 | 374 | 1170 | 230 | 308 | 35 | 42 | 4 | 130 | 31 | 10 | 26 | 184 | 278 | 100-35 | 15 | .373 | .375 |

Kleiber Carreno – Pitcher

FULL NAME: Kleiber Emmanuel Carreno (Garcia) **BATS:** Right **THROWS:** Right **HEIGHT:** 6-2 **WEIGHT:** 165
OPENING DAY AGE: 19 **BORN:** 10/11/98 in Caracas, Miranda, Venezuela **RESIDENCE:** Caracas, Distrito Capital, Venezuela

HOW ACQUIRED: Signed by Cubs as a non-drafted free agent 8/29/16 (scouts: Hector Ortega and Carlos Figueroa)

| YEAR | TEAM | W-L | ERA | G | GS | CG | SHO | SV | IP | H | R | ER | HR | HB | BB | SO | WP | BK |
|------|----------------|-----|------|----|----|----|-----|----|------|----|----|----|----|----|----|----|----|----|
| 2017 | – DSL Cubs 1-R | 1-2 | 8.83 | 13 | 0 | 0 | 0 | 1 | 17.1 | 17 | 23 | 17 | 1 | 8 | 26 | 25 | 14 | 0 |

Faustino Carrera – Pitcher

FULL NAME: Faustino Carrera (Llanes) **BATS:** Left **THROWS:** Left **HEIGHT:** 5-10 **WEIGHT:** 165
OPENING DAY AGE: 19 **BORN:** 3/9/99 in Ciudad Obregon, Sonora, Mexico **RESIDENCE:** Ciudad Obregon, Sonora, Mexico

HOW ACQUIRED: Signed by Cubs as a non-drafted free agent 7/30/15 (scouts: Sergio Hernandez and Louie Eljaua)

NOTES: 2017 – Ranked among Arizona League leaders in ERA (3.88, 8th) and WHIP (1.12, 4th)

| YEAR | TEAM | W-L | ERA | G | GS | CG | SHO | SV | IP | H | R | ER | HR | HB | BB | SO | WP | BK |
|----------------------------|----------------|------------|-------------|-----------|-----------|----------|----------|----------|--------------|------------|-----------|-----------|----------|----------|-----------|-----------|-----------|----------|
| 2016 | – DSL Cubs 2-R | 7-2 | 1.06 | 13 | 13 | 0 | 0 | 0 | 76.1 | 55 | 13 | 9 | 0 | 3 | 19 | 55 | 3 | 1 |
| 2017 | – Mesa-R | 2-4 | 3.88 | 10 | 9 | 0 | 0 | 0 | 51.0 | 48 | 26 | 22 | 2 | 1 | 9 | 30 | 8 | 1 |
| MINOR LEAGUE TOTALS | | 9-6 | 2.19 | 23 | 22 | 0 | 0 | 0 | 127.1 | 103 | 39 | 31 | 2 | 4 | 28 | 85 | 11 | 2 |

Chris Carrier – Outfielder

FULL NAME: Charles Christopher Carrier **BATS:** Right **THROWS:** Right **HEIGHT:** 6-2 **WEIGHT:** 225
OPENING DAY AGE: 22, turns 23 on April 18 **BORN:** 4/18/95 in Memphis, TN **RESIDENCE:** Memphis, TN

SCHOOL: Attended University of Memphis (Tenn.) ... graduated from Christian Brothers High School in Memphis, Tenn.

HOW ACQUIRED: Selected by Cubs in ninth round of 2017 draft (scout: Alex McClure)

NOTES: COLLEGE – Led Memphis in several offensive categories as a senior, posting a .330 average (68-for-206) with 16 doubles, 16 homers and 50 RBI.

| YEAR | TEAM | AVG | G | AB | R | H | 2B | 3B | HR | RBI | SH | SF | HP | BB | SO | SB-CS | E | OBP | SLG |
|----------------------------|----------|-------------|-----------|-----------|----------|-----------|----------|----------|----------|----------|----------|----------|----------|----------|-----------|------------|----------|-------------|-------------|
| 2017 | – Mesa-R | .067 | 7 | 15 | 1 | 1 | 0 | 0 | 0 | 0 | 0 | 0 | 2 | 2 | 6 | 1-0 | 0 | .263 | .067 |
| | Eugene-A | .208 | 17 | 53 | 5 | 11 | 2 | 0 | 1 | 4 | 1 | 0 | 5 | 4 | 31 | 3-0 | 1 | .323 | .302 |
| MINOR LEAGUE TOTALS | | .176 | 24 | 68 | 6 | 12 | 2 | 0 | 1 | 4 | 1 | 0 | 7 | 6 | 37 | 4-0 | 1 | .309 | .250 |

Alejandro Carrillo – Pitcher

FULL NAME: Alejandro Carrillo (Espinoza) **BATS:** Left **THROWS:** Left **HEIGHT:** 5-10 **WEIGHT:** 168
OPENING DAY AGE: 18 **BORN:** 2/5/00 in Baja California, Mexico **RESIDENCE:** Baja California, Mexico

HOW ACQUIRED: Signed by Cubs as a non-drafted free agent 7/31/17 (scouts: Sergio Hernandez & Louis Eljaua)

| YEAR | TEAM | W-L | ERA | G | GS | CG | SHO | SV | IP | H | R | ER | HR | HB | BB | SO | WP | BK | |
|------|------|-----|-----|---|----|----|-----|----|----|---|---|----|----|----|----|----|----|----|-------------------------|
| 2017 | – | | | | | | | | | | | | | | | | | | WILL MAKE DEBUT IN 2018 |

Erick Castillo – Catcher

FULL NAME: Erick Jose Castillo **BATS:** Switch **THROWS:** Right **HEIGHT:** 5-11 **WEIGHT:** 178
OPENING DAY AGE: 25 **BORN:** 2/25/93 in Portuguesa, Venezuela **RESIDENCE:** Portuguesa, Venezuela

HOW ACQUIRED: Signed by Cubs as a non-drafted free agent 11/16/10 (scout: Hector Ortega)

| YEAR | TEAM | AVG | G | AB | R | H | 2B | 3B | HR | RBI | SH | SF | HP | BB | SO | SB-CS | E | OBP | SLG |
|----------------------------|----------------|-------------|------------|------------|-----------|------------|-----------|----------|----------|-----------|----------|----------|-----------|-----------|------------|------------|-----------|-------------|-------------|
| 2012 | – DSL Cubs 2-R | .180 | 42 | 111 | 12 | 20 | 7 | 0 | 0 | 10 | 4 | 1 | 7 | 13 | 13 | 0-2 | 8 | .303 | .243 |
| 2013 | – Mesa-R | .265 | 16 | 49 | 6 | 13 | 2 | 0 | 1 | 5 | 0 | 0 | 0 | 1 | 6 | 0-2 | 3 | .280 | .367 |
| 2014 | – Boise-A | .200 | 3 | 10 | 1 | 2 | 0 | 0 | 0 | 0 | 0 | 0 | 0 | 1 | 1 | 0-0 | 0 | .273 | .200 |
| | Mesa-R | .264 | 17 | 53 | 3 | 14 | 4 | 0 | 0 | 2 | 0 | 0 | 1 | 3 | 5 | 0-0 | 2 | .316 | .340 |
| 2015 | – Tennessee-AA | .000 | 2 | 2 | 0 | 0 | 0 | 0 | 0 | 0 | 0 | 0 | 0 | 0 | 1 | 0-0 | 0 | .000 | .000 |
| | South Bend-A | .222 | 40 | 135 | 9 | 30 | 4 | 0 | 0 | 13 | 1 | 3 | 2 | 4 | 18 | 0-0 | 1 | .250 | .252 |
| 2016 | – South Bend-A | .000 | 3 | 8 | 0 | 0 | 0 | 0 | 0 | 0 | 0 | 0 | 0 | 1 | 1 | 0-0 | 0 | .111 | .000 |
| | Myrtle Beach-A | .185 | 43 | 151 | 17 | 28 | 2 | 0 | 1 | 8 | 1 | 0 | 5 | 7 | 29 | 0-0 | 4 | .245 | .219 |
| 2017 | – Tennessee-AA | .245 | 66 | 204 | 17 | 50 | 10 | 0 | 1 | 20 | 2 | 2 | 3 | 19 | 43 | 0-0 | 3 | .316 | .309 |
| MINOR LEAGUE TOTALS | | .217 | 232 | 723 | 65 | 157 | 29 | 0 | 3 | 58 | 8 | 6 | 18 | 49 | 117 | 0-4 | 21 | .281 | .270 |

Miller Chacon – Catcher

FULL NAME: Miller Gabriel Chacon (Ampueda) **BATS:** Right **THROWS:** Right **HEIGHT:** 6-0 **WEIGHT:** 189
OPENING DAY AGE: 19, turns 20 on June 17 **BORN:** 6/17/98 in Maracay, Aragua, Venezuela **RESIDENCE:** Maracay, Aragua, Venezuela

HOW ACQUIRED: Signed by Cubs as a non-drafted free agent 5/8/17 (scout: Hector Ortega)

| YEAR | TEAM | AVG | G | AB | R | H | 2B | 3B | HR | RBI | SH | SF | HP | BB | SO | SB-CS | E | OBP | SLG |
|------|----------------|------|----|-----|----|----|----|----|----|-----|----|----|----|----|----|-------|---|------|------|
| 2017 | – DSL Cubs 2-R | .221 | 50 | 163 | 13 | 36 | 9 | 1 | 1 | 17 | 0 | 0 | 5 | 10 | 36 | 6-3 | 4 | .287 | .307 |

Bailey Clark – Pitcher

FULL NAME: Bailey Thomas Clark **BATS:** Right **THROWS:** Right **HEIGHT:** 6-4 **WEIGHT:** 220
OPENING DAY AGE: 23 **BORN:** 12/3/94 in Asheville, NC **RESIDENCE:** Asheville, NC

SCHOOL: Attended Duke University ... graduated from Asheville Christian Academy in Swannanoa, N.C.

HOW ACQUIRED: Selected by Cubs in fifth round of 2016 draft (scout: Billy Swoope)

NOTES: COLLEGE – Led Duke with 9.71 strikeouts per nine innings in 2016 ... was a member of the 2015 U.S. Collegiate National Team ... **HIGH SCHOOL** – Was a three-time all-conference honoree and two-time all-state selection in N.C.

| YEAR | TEAM | W-L | ERA | G | GS | CG | SHO | SV | IP | H | R | ER | HR | HB | BB | SO | WP | BK |
|----------------------------|--------------|------------|-------------|-----------|-----------|----------|----------|----------|-------------|-----------|-----------|-----------|----------|----------|-----------|-----------|-----------|----------|
| 2016 | – Mesa-R | 0-0 | 0.00 | 2 | 2 | 0 | 0 | 0 | 5.0 | 3 | 0 | 0 | 0 | 0 | 0 | 4 | 0 | 0 |
| | Eugene-A | 0-0 | 2.70 | 2 | 2 | 0 | 0 | 0 | 6.2 | 8 | 3 | 2 | 1 | 0 | 0 | 9 | 2 | 0 |
| 2017 | – Eugene-A | 2-4 | 3.83 | 11 | 11 | 0 | 0 | 0 | 44.2 | 45 | 32 | 19 | 1 | 6 | 28 | 44 | 10 | 2 |
| | South Bend-A | 0-0 | 12.46 | 2 | 0 | 0 | 0 | 0 | 4.1 | 8 | 8 | 6 | 1 | 1 | 8 | 5 | 0 | 0 |
| MINOR LEAGUE TOTALS | | 2-4 | 4.01 | 17 | 15 | 0 | 0 | 0 | 60.2 | 64 | 43 | 27 | 3 | 7 | 36 | 62 | 12 | 2 |

Trevor Clifton – Pitcher

FULL NAME: Trevor Blaine Clifton **BATS:** Right **THROWS:** Right **HEIGHT:** 6-4 **WEIGHT:** 170
OPENING DAY AGE: 22, turns 23 on May 11 **BORN:** 5/11/95 in Maryville, TN **RESIDENCE:** Maryville, TN

SCHOOL: Graduated from Heritage High School in Maryville, Tenn.

HOW ACQUIRED: Selected by Cubs in 12th round of 2013 draft (scout: Keith Rymon)

NOTES: **2017** – Named a Southern League mid-season All-Star ... **2016** – Ranked as the organization's eighth-best prospect by *Baseball America* entering the season ... **2016** – Named the Cubs Minor League Pitcher of the Year, the Carolina League Pitcher of the Year, the Cubs Minor League Pitcher of the Month for May and August and a Carolina League mid-season and post-season All-Star ... also earned Pitcher of the Week honors August 1-7 ... led the Carolina League with a 2.72 ERA ... **2015** – Led South Bend with 103 strikeouts in 108.2 innings pitched ... **2014** – Named a Northwest League All-Star ... **HIGH SCHOOL** – Member of the 16-and-under USA Team

| YEAR | TEAM | W-L | ERA | G | GS | CG | SHO | SV | IP | H | R | ER | HR | HB | BB | SO | WP | BK |
|----------------------------|------------------|--------------|-------------|-----------|-----------|----------|----------|----------|--------------|------------|------------|------------|-----------|-----------|------------|------------|-----------|----------|
| 2013 | – Mesa-R | 0-0 | 6.97 | 8 | 1 | 0 | 0 | 0 | 10.1 | 13 | 8 | 8 | 0 | 0 | 8 | 15 | 3 | 0 |
| 2014 | – Boise-A | 4-2 | 3.69 | 13 | 13 | 0 | 0 | 0 | 61.0 | 59 | 30 | 25 | 3 | 3 | 30 | 54 | 12 | 0 |
| 2015 | – South Bend-A | 8-10 | 3.98 | 23 | 22 | 0 | 0 | 0 | 108.2 | 91 | 55 | 48 | 7 | 11 | 47 | 103 | 11 | 2 |
| 2016 | – Myrtle Beach-A | 7-7 | 2.72 | 23 | 23 | 0 | 0 | 0 | 119.0 | 97 | 42 | 36 | 4 | 8 | 41 | 129 | 18 | 3 |
| 2017 | – Tennessee-AA | 5-8 | 5.20 | 21 | 21 | 0 | 0 | 0 | 100.1 | 112 | 61 | 58 | 8 | 9 | 45 | 86 | 10 | 0 |
| MINOR LEAGUE TOTALS | | 24-27 | 3.94 | 88 | 80 | 0 | 0 | 0 | 399.1 | 372 | 196 | 175 | 22 | 31 | 171 | 387 | 54 | 5 |

Alfredo Colorado – Pitcher

FULL NAME: Alfredo Alejandro Colorado (Sinisterra) **BATS:** Right **THROWS:** Right **HEIGHT:** 6-1 **WEIGHT:** 170
OPENING DAY AGE: 21, turns 22 on June 22 **BORN:** 6/22/96 in Valencia, Venezuela **RESIDENCE:** Guacara, Venezuela

HOW ACQUIRED: Signed by Cubs as a non-drafted free agent 5/8/14 (scouts: Julio Figueroa and Hector Ortega)

| YEAR | TEAM | W-L | ERA | G | GS | CG | SHO | SV | IP | H | R | ER | HR | HB | BB | SO | WP | BK |
|----------------------------|----------------|-------------|-------------|-----------|-----------|----------|----------|----------|--------------|------------|-----------|-----------|----------|-----------|-----------|------------|-----------|----------|
| 2014 | – VSL Cubs-R | 0-0 | 1.80 | 2 | 0 | 0 | 0 | 0 | 5.0 | 5 | 1 | 1 | 0 | 0 | 2 | 2 | 0 | 0 |
| 2015 | – VSL Cubs-R | 1-0 | 3.00 | 3 | 0 | 0 | 0 | 0 | 6.0 | 7 | 4 | 2 | 0 | 2 | 1 | 3 | 0 | 0 |
| 2016 | – DSL Cubs 2-R | 3-7 | 3.61 | 14 | 14 | 1 | 1 | 0 | 67.1 | 67 | 33 | 27 | 1 | 3 | 18 | 62 | 9 | 1 |
| 2017 | – Mesa-R | 3-4 | 3.91 | 11 | 5 | 0 | 0 | 0 | 50.2 | 54 | 25 | 22 | 6 | 5 | 18 | 49 | 10 | 0 |
| MINOR LEAGUE TOTALS | | 7-11 | 3.63 | 30 | 19 | 1 | 1 | 0 | 129.0 | 133 | 63 | 52 | 7 | 10 | 39 | 116 | 19 | 1 |

Kevin Cornelius – Infielder

FULL NAME: Kevin Cornelius **BATS:** Right **THROWS:** Right **HEIGHT:** 6-1 **WEIGHT:** 178
OPENING DAY AGE: 25, turns 26 on August 28 **BORN:** 8/28/92 in Weatherford, TX **RESIDENCE:** Weatherford, TX

SCHOOL: Attended Grayson County College ... graduated from Weatherford High School (Texas)

ORIGINAL CLUB: Selected by New York (A.L.) in 31st round of 2013 Draft

HOW ACQUIRED: Selected in the Triple-A portion of the 2016 Rule 5 Draft (first round, 30th overall)

NOTES: **2016** – Named Appalachian League Player of the Week, June 27-July 3 ... **2015** – Named a *MLB.com* Organization All-Star ... **2014** – Missed most of the season after undergoing right elbow surgery in January

| YEAR | TEAM | AVG | G | AB | R | H | 2B | 3B | HR | RBI | SH | SF | HP | BB | SO | SB-CS | E | OBP | SLG |
|----------------------------|-------------------|-------------|------------|------------|-----------|------------|-----------|----------|-----------|------------|----------|----------|----------|-----------|------------|------------|-----------|-------------|-------------|
| 2013 | – GCL Yankees 1-R | .274 | 24 | 84 | 9 | 23 | 8 | 0 | 0 | 6 | 1 | 1 | 0 | 7 | 17 | 1-0 | 8 | .326 | .369 |
| | GCL Yankees 2-R | .222 | 3 | 9 | 3 | 2 | 2 | 0 | 0 | 0 | 0 | 0 | 0 | 2 | 2 | 0-0 | 1 | .364 | .444 |
| 2014 | – GCL Yankees 1-R | .333 | 3 | 6 | 0 | 2 | 0 | 0 | 0 | 1 | 0 | 0 | 0 | 1 | 2 | 0-0 | 0 | .429 | .333 |
| 2015 | – GCL Yankees 2-R | .305 | 25 | 82 | 16 | 25 | 3 | 0 | 7 | 20 | 0 | 0 | 0 | 18 | 20 | 1-0 | 3 | .430 | .598 |
| | Staten Island-A | .304 | 35 | 125 | 16 | 38 | 8 | 0 | 2 | 16 | 0 | 2 | 1 | 13 | 29 | 3-2 | 5 | .369 | .416 |
| 2016 | – Pulaski-R | .367 | 13 | 49 | 12 | 18 | 5 | 1 | 6 | 21 | 0 | 1 | 1 | 7 | 11 | 0-0 | 0 | .448 | .878 |
| | Tampa-A | .277 | 43 | 148 | 18 | 41 | 9 | 1 | 7 | 27 | 0 | 0 | 1 | 22 | 43 | 0-0 | 10 | .374 | .493 |
| 2017 | – Tennessee-AA | .197 | 52 | 132 | 10 | 26 | 6 | 0 | 3 | 12 | 0 | 1 | 0 | 7 | 51 | 0-0 | 4 | .236 | .311 |
| MINOR LEAGUE TOTALS | | .276 | 198 | 635 | 84 | 175 | 41 | 2 | 25 | 103 | 1 | 5 | 3 | 77 | 175 | 5-2 | 31 | .354 | .465 |

Danis Correa – Pitcher

FULL NAME: Danis Daniel Correa (Avila) **BATS:** Right **THROWS:** Right **HEIGHT:** 5-11 **WEIGHT:** 155
OPENING DAY AGE: 18, turns 19 on August 26 **BORN:** 8/26/99 in Cartagena, Bolívar, Colombia **RESIDENCE:** Cartagena, Bolívar, Colombia

HOW ACQUIRED: Signed by Cubs as a non-drafted free agent 7/18/16 (scouts: Manny Esquivia, Hector Ortega and Louie Eljaja)

| YEAR | TEAM | W-L | ERA | G | GS | CG | SHO | SV | IP | H | R | ER | HR | HB | BB | SO | WP | BK |
|----------------------------|----------------|------------|-------------|-----------|----------|----------|----------|----------|-------------|-----------|-----------|-----------|----------|----------|-----------|-----------|----------|----------|
| 2017 | – DSL Cubs 2-R | 2-3 | 3.62 | 8 | 8 | 0 | 0 | 0 | 32.1 | 28 | 25 | 13 | 0 | 4 | 14 | 17 | 3 | 0 |
| | Mesa-R | 0-1 | 2.16 | 2 | 0 | 0 | 0 | 0 | 8.1 | 9 | 5 | 2 | 0 | 0 | 3 | 6 | 0 | 0 |
| MINOR LEAGUE TOTALS | | 2-4 | 3.32 | 10 | 8 | 0 | 0 | 0 | 40.2 | 37 | 30 | 15 | 0 | 4 | 17 | 23 | 3 | 0 |

Michael Cruz – Catcher

FULL NAME: Michael Cruz **BATS:** Left **THROWS:** Right **HEIGHT:** 5-11 **WEIGHT:** 210
OPENING DAY AGE: 22 **BORN:** 1/13/96 in Aguadilla, Puerto Rico **RESIDENCE:** Aguadilla, Puerto Rico

SCHOOL: Attended Bethune-Cookman (Fla.) University (2016) and Clarendon College (Texas) (2014-15) ... graduated from Puerto Rico Baseball Academy and High School in Gurabo, Puerto Rico

HOW ACQUIRED: Selected by Cubs in seventh round of 2016 draft (scout: John Koronka)

NOTES: 2017 — Named Northwest League Player of the Week for July 24-30 (.440, 5 HR, 14 RBI) ... **COLLEGE** — Batted .325 with 16 homers in 2016 with Bethune-Cookman after two seasons at Clarendon College ... named MEAC and Louisville Slugger National Player of the Week for March 28, 2016 ... at Clarendon, earned all-conference and all-region honors ... **HIGH SCHOOL** — Hit more than 100 homers in four years, earning multiple All-America honors and leading his team to a league title as a senior and a state title as a junior

| YEAR | TEAM | AVG | G | AB | R | H | 2B | 3B | HR | RBI | SH | SF | HP | BB | SO | SB-CS | E | OBP | SLG |
|----------------------------|----------------------------|-------------|------------|------------|-----------|-----------|-----------|----------|-----------|-----------|----------|----------|-----------|-----------|-----------|------------|-----------|-------------|-------------|
| 2016 | — Mesa-R | .238 | 40 | 130 | 19 | 31 | 6 | 0 | 2 | 15 | 1 | 3 | 9 | 20 | 23 | 1-0 | 9 | .370 | .331 |
| 2017 | — South Bend-A Eugene-A | .186 | 25 | 70 | 7 | 13 | 4 | 0 | 1 | 8 | 0 | 1 | 2 | 11 | 13 | 0-0 | 4 | .310 | .286 |
| | | .282 | 35 | 124 | 20 | 35 | 9 | 1 | 8 | 28 | 0 | 1 | 6 | 14 | 18 | 0-0 | 5 | .379 | .565 |
| MINOR LEAGUE TOTALS | | .244 | 100 | 324 | 46 | 79 | 19 | 1 | 11 | 51 | 1 | 5 | 17 | 45 | 54 | 1-0 | 18 | .361 | .410 |

Rochest Cruz – Infielder

FULL NAME: Rochest Cruz (Reyes) **BATS:** Left **THROWS:** Right **HEIGHT:** 5-11 **WEIGHT:** 150
OPENING DAY AGE: 18, turns 19 on June 24 **BORN:** 6/24/99 in Santiago, D.R. **RESIDENCE:** Santiago, D.R.

HOW ACQUIRED: Signed by Cubs as a non-drafted free agent 5/5/17 (scouts: Alejandro Peña, Gian Guzman & Jose Serra)

| YEAR | TEAM | AVG | G | AB | R | H | 2B | 3B | HR | RBI | SH | SF | HP | BB | SO | SB-CS | E | OBP | SLG |
|------|----------------|------|----|----|----|----|----|----|----|-----|----|----|----|----|----|-------|---|------|------|
| 2017 | — DSL Cubs 1-R | .250 | 22 | 64 | 10 | 16 | 1 | 1 | 0 | 6 | 1 | 0 | 1 | 14 | 8 | 4-6 | 9 | .392 | .297 |

Yovanny Cruz – Pitcher

FULL NAME: Yovanny Cruz (Nunez) **BATS:** Right **THROWS:** Right **HEIGHT:** 6-1 **WEIGHT:** 190
OPENING DAY AGE: 18, turns 19 on August 23 **BORN:** 8/23/99 in San Francisco De Macoris, Duarte, D.R. **RESIDENCE:** San Pedro De Macoris, D.R.

HOW ACQUIRED: Signed by Cubs as a non-drafted free agent 8/29/16 (scouts: Jose Estevez, Gian Guzman and Jose Serra)

| YEAR | TEAM | W-L | ERA | G | GS | CG | SHO | SV | IP | H | R | ER | HR | HB | BB | SO | WP | BK |
|------|----------------|-----|------|----|----|----|-----|----|------|----|----|----|----|----|----|----|----|----|
| 2017 | — DSL Cubs 1-R | 3-2 | 3.51 | 13 | 12 | 0 | 0 | 0 | 56.1 | 50 | 32 | 22 | 3 | 7 | 14 | 54 | 17 | 2 |

Yovanny Cuevas – Outfielder

FULL NAME: Yovanny Cuevas (Vasquez) **BATS:** Right **THROWS:** Right **HEIGHT:** 6-0 **WEIGHT:** 170
OPENING DAY AGE: 19, turns 20 on July 28 **BORN:** 7/28/98 in Santo Domingo, D.R. **RESIDENCE:** Santo Domingo, D.R.

HOW ACQUIRED: Signed by Cubs as a non-drafted free agent 12/7/14 (scouts: Gian Guzman, Jose Serra, Miguel Diaz)

| YEAR | TEAM | AVG | G | AB | R | H | 2B | 3B | HR | RBI | SH | SF | HP | BB | SO | SB-CS | E | OBP | SLG |
|----------------------------|----------------|-------------|------------|------------|-----------|------------|-----------|----------|----------|-----------|----------|----------|-----------|-----------|-----------|--------------|----------|-------------|-------------|
| 2015 | — DSL Cubs-R | .259 | 59 | 212 | 35 | 55 | 15 | 3 | 2 | 25 | 5 | 0 | 8 | 27 | 46 | 13-6 | 1 | .364 | .387 |
| 2016 | — DSL Cubs 2-R | .227 | 61 | 198 | 28 | 45 | 9 | 1 | 3 | 26 | 2 | 0 | 11 | 37 | 35 | 20-10 | 4 | .378 | .328 |
| 2017 | — Mesa-R | .235 | 33 | 81 | 13 | 19 | 6 | 1 | 0 | 8 | 0 | 2 | 1 | 9 | 15 | 4-0 | 0 | .312 | .333 |
| MINOR LEAGUE TOTALS | | .242 | 153 | 491 | 76 | 119 | 30 | 5 | 5 | 59 | 7 | 2 | 20 | 73 | 96 | 37-16 | 5 | .362 | .354 |

Zach Davis – Outfielder

FULL NAME: Zachary Ross Davis **BATS:** Right **THROWS:** Right **HEIGHT:** 5-10 **WEIGHT:** 175
OPENING DAY AGE: 23, turns 24 on June 29 **BORN:** 6/29/94 in Houston, TX **RESIDENCE:** Houston, TX

SCHOOL: Attended Texas Tech University ... graduated from Cypress Lakes High School in Katy, Texas

HOW ACQUIRED: Selected by Cubs in 32nd round of 2016 draft (scout: Chris Clemons)

NOTES: COLLEGE — Was a perfect 13-for-13 on stolen bases in 2016, and went 30-for-33 in his career ... **HIGH SCHOOL** — Named second-team all-district as a senior, batting .333 with three triples and 19 steals

| YEAR | TEAM | AVG | G | AB | R | H | 2B | 3B | HR | RBI | SH | SF | HP | BB | SO | SB-CS | E | OBP | SLG |
|----------------------------|----------------------------|-------------|-----------|------------|-----------|-----------|----------|----------|----------|-----------|----------|----------|----------|-----------|-----------|-------------|----------|-------------|-------------|
| 2016 | — Mesa-R | .188 | 6 | 16 | 1 | 3 | 0 | 0 | 0 | 2 | 1 | 0 | 0 | 0 | 5 | 0-0 | 0 | .188 | .188 |
| 2017 | — South Bend-A Eugene-A | .000 | 4 | 13 | 0 | 0 | 0 | 0 | 0 | 0 | 0 | 0 | 0 | 0 | 6 | 1-0 | 1 | .000 | .000 |
| | | .275 | 56 | 193 | 31 | 53 | 7 | 2 | 2 | 12 | 2 | 2 | 8 | 24 | 56 | 23-5 | 3 | .374 | .363 |
| MINOR LEAGUE TOTALS | | .252 | 66 | 222 | 32 | 56 | 7 | 2 | 2 | 14 | 3 | 2 | 8 | 24 | 67 | 24-5 | 4 | .344 | .329 |

Yan De La Cruz – Pitcher

FULL NAME: Yan Carlos De La Cruz **BATS:** Right **THROWS:** Right **HEIGHT:** 5-11 **WEIGHT:** 165
OPENING DAY AGE: 24, turns 25 on August 5 **BORN:** 8/5/93 in Santiago de los Caballeros, D.R. **RESIDENCE:** Santiago de los Caballeros, D.R.

ORIGINAL CLUB: Signed by Houston as a non-drafted free agent 5/8/14 (scouts: Oz Ocampo, Roman Ocumarez and Jose Ortiz)

HOW ACQUIRED: Signed by Cubs as a minor league free agent 5/25/16

NOTES: 2016 — Released by Houston, January 15

| YEAR | TEAM | W-L | ERA | G | GS | CG | SHO | SV | IP | H | R | ER | HR | HB | BB | SO | WP | BK |
|----------------------------|----------------|------------|-------------|-----------|----------|----------|----------|-----------|--------------|------------|-----------|-----------|----------|-----------|-----------|-----------|-----------|----------|
| 2014 | — DSL Astros-R | 0-0 | 4.82 | 9 | 0 | 0 | 0 | 0 | 9.1 | 13 | 8 | 5 | 0 | 3 | 4 | 7 | 0 | 0 |
| 2015 | — DSL Astros-R | 0-2 | 8.74 | 11 | 0 | 0 | 0 | 4 | 11.1 | 20 | 12 | 11 | 1 | 2 | 4 | 6 | 3 | 0 |
| 2016 | — DSL Cubs 2-R | 2-3 | 6.27 | 14 | 0 | 0 | 0 | 1 | 33.0 | 44 | 29 | 23 | 2 | 5 | 9 | 16 | 5 | 0 |
| 2017 | — DSL Cubs 1-R | 6-4 | 2.83 | 24 | 0 | 0 | 0 | 6 | 54.0 | 45 | 24 | 17 | 3 | 3 | 15 | 48 | 4 | 0 |
| MINOR LEAGUE TOTALS | | 8-9 | 4.68 | 58 | 0 | 0 | 0 | 11 | 107.2 | 122 | 73 | 56 | 6 | 13 | 32 | 77 | 12 | 0 |

Enrique De Los Rios – Pitcher

FULL NAME: Enrique De Los Rios (Lobo) BATS: Right THROWS: Right HEIGHT: 6-1 WEIGHT: 175

OPENING DAY AGE: 22, turns 23 on May 2 BORN: 5/2/95 in Maiquetia, Venezuela RESIDENCE: San Antonio De Los Altos, Venezuela

HOW ACQUIRED: Signed by Cubs as a non-drafted free agent 4/26/13 (scout: Julio Figueroa)

| YEAR | TEAM | W-L | ERA | G | GS | CG | SHO | SV | IP | H | R | ER | HR | HB | BB | SO | WP | BK |
|----------------------------|--------------|--------------|-------------|-----------|-----------|----------|----------|----------|--------------|------------|------------|-----------|-----------|----------|-----------|------------|-----------|----------|
| 2013 | – VSL Cubs-R | 2-1 | 2.08 | 11 | 9 | 0 | 0 | 0 | 43.1 | 31 | 13 | 10 | 4 | 2 | 10 | 26 | 5 | 0 |
| 2014 | – VSL Cubs-R | 2-5 | 3.76 | 14 | 14 | 0 | 0 | 0 | 67.0 | 74 | 33 | 28 | 4 | 2 | 9 | 42 | 9 | 0 |
| 2015 | – Mesa-R | 1-1 | 3.46 | 8 | 4 | 0 | 0 | 0 | 26.0 | 25 | 14 | 10 | 1 | 2 | 5 | 18 | 7 | 0 |
| 2016 | – Eugene-A | 4-4 | 4.21 | 14 | 0 | 0 | 0 | 0 | 25.2 | 22 | 18 | 12 | 1 | 0 | 25 | 26 | 6 | 2 |
| | – Mesa-R | 1-1 | 1.98 | 5 | 0 | 0 | 0 | 0 | 13.2 | 12 | 7 | 3 | 1 | 0 | 5 | 14 | 0 | 0 |
| 2017 | – Eugene-A | 4-1 | 3.51 | 12 | 6 | 0 | 0 | 0 | 59.0 | 47 | 27 | 23 | 5 | 3 | 23 | 49 | 5 | 0 |
| MINOR LEAGUE TOTALS | | 14-13 | 3.30 | 64 | 33 | 0 | 0 | 0 | 234.2 | 211 | 112 | 86 | 16 | 9 | 77 | 175 | 32 | 2 |

Wilfre Delgado – Pitcher

FULL NAME: Wilfre David Delgado (Goncalves) BATS: Right THROWS: Right HEIGHT: 6-1 WEIGHT: 175

OPENING DAY AGE: 22 BORN: 11/10/95 in La Guaira, Vargas, Venezuela RESIDENCE: Catia La Mar, Vargas, Venezuela

HOW ACQUIRED: Signed by Cubs as a non-drafted free agent 5/17/16 (scouts: Hector Ortega and Julio Figueroa)

NOTES: 2018 – Received a 72-game suspension for violating the Minor League Drug Prevention and Treatment program

| YEAR | TEAM | W-L | ERA | G | GS | CG | SHO | SV | IP | H | R | ER | HR | HB | BB | SO | WP | BK |
|----------------------------|----------------|------------|-------------|-----------|----------|----------|----------|----------|-------------|-----------|-----------|-----------|----------|----------|-----------|-----------|----------|----------|
| 2016 | – DSL Cubs 2-R | 2-2 | 3.32 | 12 | 5 | 0 | 0 | 1 | 40.2 | 30 | 20 | 15 | 1 | 3 | 17 | 22 | 3 | 0 |
| 2017 | – DSL Cubs 1-R | 1-0 | 0.00 | 2 | 0 | 0 | 0 | 0 | 3.0 | 0 | 0 | 0 | 0 | 0 | 1 | 3 | 0 | 0 |
| MINOR LEAGUE TOTALS | | 3-2 | 3.09 | 14 | 5 | 0 | 0 | 1 | 43.2 | 30 | 20 | 15 | 1 | 3 | 18 | 25 | 3 | 0 |

Luis Devers – Pitcher

FULL NAME: Luis Enrique Devers (Anderson) BATS: Right THROWS: Right HEIGHT: 6-3 WEIGHT: 178

OPENING DAY AGE: 17, turns 18 on April 24 BORN: 4/24/00 in Samana, D.R. RESIDENCE: Samana, D.R.

HOW ACQUIRED: Signed by Cubs as a non-drafted free agent 7/20/17 (scouts: Alejandro Peña, Gian Guzman & Jose Serra)

| YEAR | TEAM | W-L | ERA | G | GS | CG | SHO | SV | IP | H | R | ER | HR | HB | BB | SO | WP | BK |
|------|------|-----|-----|---|----|----|-----|----|----|---|---|----|----|----|----|----|----|----|
| 2017 | – | | | | | | | | | | | | | | | | | |

WILL MAKE DEBUT IN 2018

Carlos Diaz – Catcher

FULL NAME: Carlos Diaz BATS: Right THROWS: Right HEIGHT: 5-11 WEIGHT: 175

OPENING DAY AGE: 23 BORN: 3/10/95 in Guaynabo, Puerto Rico RESIDENCE: Guaynabo, Puerto Rico

HOW ACQUIRED: Signed by Cubs as a non-drafted free agent 7/29/16 (scouts: Edwards Guzman)

| YEAR | TEAM | AVG | G | AB | R | H | 2B | 3B | HR | RBI | SH | SF | HP | BB | SO | SB-CS | E | OBP | SLG |
|----------------------------|----------|-------------|-----------|------------|----------|-----------|----------|----------|----------|----------|----------|----------|----------|----------|-----------|------------|----------|-------------|-------------|
| 2016 | – Mesa-R | .121 | 9 | 33 | 4 | 4 | 1 | 1 | 0 | 0 | 0 | 0 | 0 | 2 | 9 | 1-0 | 0 | .171 | .212 |
| 2017 | – Mesa-R | .197 | 27 | 71 | 4 | 14 | 8 | 0 | 0 | 6 | 0 | 0 | 0 | 3 | 14 | 1-0 | 5 | .230 | .310 |
| MINOR LEAGUE TOTALS | | .173 | 36 | 104 | 8 | 18 | 9 | 1 | 0 | 6 | 0 | 0 | 0 | 5 | 23 | 2-0 | 5 | .211 | .279 |

Daniel Diaz – Catcher

FULL NAME: Daniel Antonio Diaz (Ruiz) BATS: Right THROWS: Right HEIGHT: 5-11 WEIGHT: 200

OPENING DAY AGE: 20, turns 21 on April 5 BORN: 4/5/97 in Valencia, Carabobo, Venezuela RESIDENCE: Valencia, Carabobo, Venezuela

HOW ACQUIRED: Signed by Cubs as a non-drafted free agent 3/31/15 (scouts: Julio Figueroa and Hector Ortega)

| YEAR | TEAM | AVG | G | AB | R | H | 2B | 3B | HR | RBI | SH | SF | HP | BB | SO | SB-CS | E | OBP | SLG |
|----------------------------|----------------|-------------|------------|------------|-----------|-----------|----------|----------|----------|-----------|----------|----------|-----------|-----------|------------|------------|-----------|-------------|-------------|
| 2015 | – VSL Cubs-R | .160 | 54 | 156 | 22 | 25 | 1 | 0 | 1 | 12 | 0 | 3 | 9 | 28 | 47 | 0-1 | 6 | .316 | .186 |
| | – DSL Cubs-R | .286 | 3 | 7 | 2 | 2 | 1 | 0 | 0 | 1 | 0 | 0 | 2 | 1 | 3 | 0-0 | 0 | .500 | .429 |
| 2016 | – DSL Cubs 2-R | .178 | 37 | 107 | 10 | 19 | 3 | 0 | 0 | 11 | 2 | 0 | 6 | 18 | 32 | 3-1 | 6 | .328 | .206 |
| 2017 | – DSL Cubs 1-R | .270 | 43 | 74 | 17 | 20 | 3 | 1 | 2 | 12 | 0 | 0 | 5 | 11 | 20 | 1-1 | 4 | .400 | .419 |
| MINOR LEAGUE TOTALS | | .192 | 137 | 344 | 51 | 66 | 8 | 1 | 3 | 36 | 2 | 3 | 22 | 58 | 102 | 4-3 | 16 | .342 | .247 |

Elvis Diaz – Pitcher

FULL NAME: Elvis Felix Diaz (Blanco) **BATS:** Right **THROWS:** Right **HEIGHT:** 6-3 **WEIGHT:** 190
OPENING DAY AGE: 25 **BORN:** 2/6/93 in Loma De Cabrera, Santiago, D.R. **RESIDENCE:** Santiago, D.R.

ORIGINAL CLUB: Signed by Kansas City as a non-drafted free agent 9/2/11 (scouts: Fausto Morel and Alvin Cuevas)

HOW ACQUIRED: Signed by Cubs as a minor league free agent 5/25/16

NOTES: 2015 – Released by Baltimore 2/4 ... 2013 – Signed a minor league contract with Baltimore 6/10 ... released by Kansas City 5/24

| YEAR | TEAM | W-L | ERA | G | GS | CG | SHO | SV | IP | H | R | ER | HR | HB | BB | SO | WP | BK |
|----------------------------|-------------------|-------------|-------------|-----------|----------|----------|----------|----------|--------------|------------|-----------|-----------|----------|----------|-----------|------------|-----------|----------|
| 2012 | – DSL Royals-R | 2-2 | 7.23 | 12 | 0 | 0 | 0 | 2 | 23.2 | 24 | 21 | 19 | 2 | 1 | 5 | 15 | 1 | 0 |
| 2013 | – DSL Orioles 2-R | 1-2 | 3.90 | 14 | 0 | 0 | 0 | 0 | 27.2 | 21 | 15 | 12 | 2 | 1 | 6 | 22 | 4 | 1 |
| 2014 | – DSL Orioles 1-R | 2-1 | 4.40 | 5 | 4 | 0 | 0 | 0 | 14.1 | 17 | 7 | 7 | 0 | 0 | 3 | 10 | 0 | 1 |
| 2016 | – DSL Cubs 1-R | 4-1 | 1.67 | 16 | 0 | 0 | 0 | 4 | 37.2 | 31 | 15 | 7 | 0 | 2 | 7 | 39 | 1 | 0 |
| 2017 | – Eugene-A | 3-0 | 1.72 | 16 | 0 | 0 | 0 | 0 | 31.1 | 24 | 8 | 6 | 0 | 3 | 8 | 32 | 2 | 0 |
| | – South Bend-A | 2-0 | 8.64 | 6 | 0 | 0 | 0 | 0 | 8.1 | 13 | 8 | 8 | 1 | 2 | 3 | 9 | 2 | 0 |
| MINOR LEAGUE TOTALS | | 14-6 | 3.71 | 69 | 4 | 0 | 0 | 6 | 143.0 | 130 | 74 | 59 | 5 | 9 | 32 | 127 | 10 | 2 |

Luis Diaz – Infielder

FULL NAME: Luis Yamarco Diaz (Espinosa) **BATS:** Right **THROWS:** Right **HEIGHT:** 5-9 **WEIGHT:** 160
OPENING DAY AGE: 18, turns 19 on April 16 **BORN:** 4/16/99 in Constanza, La Vega, D.R. **RESIDENCE:** Constanza, La Vega, D.R.

HOW ACQUIRED: Signed by Cubs as a non-drafted free agent 8/23/15 (scouts: Carlos Reyes and Jose Serra)

| YEAR | TEAM | AVG | G | AB | R | H | 2B | 3B | HR | RBI | SH | SF | HP | BB | SO | SB-CS | F | OBP | SLG |
|----------------------------|----------------|-------------|------------|------------|-----------|------------|-----------|----------|----------|-----------|----------|----------|-----------|-----------|------------|--------------|-----------|-------------|-------------|
| 2016 | – DSL Cubs 2-R | .251 | 64 | 239 | 37 | 60 | 9 | 3 | 0 | 21 | 0 | 0 | 8 | 22 | 60 | 23-11 | 15 | .335 | .314 |
| 2017 | – DSL Cubs 1-R | .273 | 64 | 238 | 43 | 65 | 10 | 6 | 8 | 34 | 1 | 1 | 5 | 34 | 50 | 25-12 | 14 | .374 | .466 |
| MINOR LEAGUE TOTALS | | .262 | 128 | 477 | 80 | 125 | 19 | 9 | 8 | 55 | 1 | 1 | 13 | 56 | 110 | 48-23 | 29 | .355 | .390 |

Moises Diaz – Pitcher

FULL NAME: Moises Aldo Diaz (Inoa) **BATS:** Right **THROWS:** Right **HEIGHT:** 6-0 **WEIGHT:** 195
OPENING DAY AGE: 16, turns 17 on April 27 **BORN:** 4/27/01 in Santiago, D.R. **RESIDENCE:** Santiago, D.R.

HOW ACQUIRED: Signed by Cubs as a non-drafted free agent 12/12/17 (scouts: Alejandro Peña, Gian Guzman and Jose Serra)

| YEAR | TEAM | W-L | ERA | G | GS | CG | SHO | SV | IP | H | R | ER | HR | HB | BB | SO | WP | BK | |
|------|------|-----|-----|---|----|----|-----|----|----|---|---|----|----|----|----|----|----|----|--|
| 2017 | – | | | | | | | | | | | | | | | | | | |

Christian Donahue – Infielder

FULL NAME: Christian Donahue **BATS:** Switch **THROWS:** Right **HEIGHT:** 5-8 **WEIGHT:** 180
OPENING DAY AGE: 22, turns 23 on May 4 **BORN:** 5/4/95 in Mililani, HI **RESIDENCE:** Mililani, HI

SCHOOL: Attended Oregon State University ... graduated from 'Iolani School (Hawai'i)

HOW ACQUIRED: Signed by Cubs as a non-drafted free agent 8/26/17 (scouts: Greg Hopkins)

NOTES: COLLEGE – Named All-Pac-12 First Team in 2016

| YEAR | TEAM | AVG | G | AB | R | H | 2B | 3B | HR | RBI | SH | SF | HP | BB | SO | SB-CS | F | OBP | SLG |
|------|------|-----|---|----|---|---|----|----|----|-----|----|----|----|----|----|-------|---|-----|-----|
| 2017 | – | | | | | | | | | | | | | | | | | | |

Scott Effross – Pitcher

FULL NAME: Scott Benjamin-Morton Effross **BATS:** Right **THROWS:** Right **HEIGHT:** 6-2 **WEIGHT:** 202
OPENING DAY AGE: 24 **BORN:** 12/28/93 in Twinsburg, OH **RESIDENCE:** Twinsburg, OH

SCHOOL: Attended Indiana University ... graduated from Twinsburg (Ohio) High School

HOW ACQUIRED: Selected by Cubs in 15th round of 2015 draft (scout: Stan Zielinski)

NOTES: COLLEGE – Went 15-8 with a 2.27 ERA in three seasons at Indiana ... finished fourth in program history with 81 appearances, tied for fifth with 12 saves and seventh with a 2.27 ERA

| YEAR | TEAM | W-L | ERA | G | GS | CG | SHO | SV | IP | H | R | ER | HR | HB | BB | SO | WP | BK |
|----------------------------|------------------|-------------|-------------|-----------|----------|----------|----------|-----------|--------------|------------|-----------|-----------|----------|----------|-----------|------------|----------|----------|
| 2015 | – Mesa-R | 0-1 | 4.05 | 5 | 0 | 0 | 0 | 0 | 6.2 | 7 | 3 | 3 | 1 | 0 | 0 | 6 | 0 | 0 |
| | – Eugene-A | 0-0 | 1.26 | 7 | 0 | 0 | 0 | 2 | 14.1 | 9 | 3 | 2 | 0 | 0 | 5 | 11 | 1 | 0 |
| 2016 | – South Bend-A | 6-0 | 2.77 | 32 | 0 | 0 | 0 | 2 | 52.0 | 54 | 22 | 16 | 1 | 1 | 13 | 53 | 2 | 0 |
| | – Myrtle Beach-A | 1-0 | 5.25 | 9 | 0 | 0 | 0 | 0 | 12.0 | 15 | 7 | 7 | 0 | 0 | 3 | 6 | 1 | 0 |
| 2017 | – Myrtle Beach-A | 5-2 | 3.40 | 42 | 2 | 0 | 0 | 9 | 79.1 | 80 | 35 | 30 | 1 | 6 | 26 | 74 | 2 | 1 |
| MINOR LEAGUE TOTALS | | 12-3 | 3.18 | 95 | 2 | 0 | 0 | 13 | 164.1 | 165 | 70 | 58 | 3 | 7 | 47 | 150 | 6 | 1 |

Luiz Escanio – Pitcher

FULL NAME: Luiz Alberto Escanio **BATS:** Right **THROWS:** Right **HEIGHT:** 6-5 **WEIGHT:** 190
OPENING DAY AGE: 25, turns 26 on July 31 **BORN:** 7/31/92 in Las Galeras, D.R. **RESIDENCE:** Las Galeras, D.R.

HOW ACQUIRED: Signed by Cubs as a non-drafted free agent 2/23/13 (scouts: Carlos Reyes and Jose Serra)

NOTES: 2016 – Violated the Minor League Drug Testing Program ... suspended 144 games on August 10

| YEAR | TEAM | W-L | ERA | G | GS | CG | SHO | SV | IP | H | R | ER | HR | HB | BB | SO | WP | BK | |
|----------------------------|----------------|------------|-------------|-----------|----------|----------|----------|-----------|-------------|-----------|-----------|-----------|----------|----------|-----------|-----------|-----------|----------|--|
| 2013 | – DSL Cubs-R | 1-1 | 2.36 | 18 | 0 | 0 | 0 | 3 | 26.2 | 18 | 11 | 7 | 0 | 2 | 16 | 32 | 7 | 0 | |
| 2014 | – DSL Cubs-R | 0-2 | 5.47 | 15 | 0 | 0 | 0 | 7 | 24.2 | 26 | 20 | 15 | 0 | 5 | 13 | 31 | 7 | 1 | |
| 2015 | – DSL Cubs-R | 0-0 | 0.00 | 4 | 0 | 0 | 0 | 2 | 3.1 | 3 | 0 | 0 | 0 | 0 | 2 | 5 | 0 | 0 | |
| 2016 | – DSL Cubs 2-R | 3-1 | 1.45 | 10 | 0 | 0 | 0 | 3 | 18.2 | 13 | 8 | 3 | 0 | 1 | 9 | 28 | 2 | 0 | |
| 2017 | – | | | | | | | | | | | | | | | | | | |
| MINOR LEAGUE TOTALS | | 4-4 | 3.07 | 47 | 0 | 0 | 0 | 15 | 73.1 | 60 | 39 | 25 | 0 | 8 | 40 | 96 | 16 | 1 | |

Manuel Espinoza – Pitcher

FULL NAME: Manuel De Jesus Espinoza (Gonzalez) **BATS:** Right **THROWS:** Right **HEIGHT:** 6-0 **WEIGHT:** 175
OPENING DAY AGE: 17 **BORN:** 11/17/00 in Sinaloa, Mexico **RESIDENCE:** Sinaloa, Mexico

HOW ACQUIRED: Signed by Cubs as a non-drafted free agent 7/31/17 (scouts: Sergio Hernandez & Louie Eljaua)

| YEAR | TEAM | W-L | ERA | G | GS | CG | SHO | SV | IP | H | R | ER | HR | HB | BB | SO | WP | BK | |
|------|------|-----|-----|---|----|----|-----|----|----|---|---|----|----|----|----|----|----|----|-------------------------|
| 2017 | – | | | | | | | | | | | | | | | | | | WILL MAKE DEBUT IN 2018 |

Miguel Estevez – Pitcher

FULL NAME: Miguel Andres Estevez **BATS:** Right **THROWS:** Right **HEIGHT:** 6-3 **WEIGHT:** 160
OPENING DAY AGE: 24 **BORN:** 10/31/93 in Mao, Valverde, D.R. **RESIDENCE:** Mao, Valverde, D.R.

ORIGINAL CLUB: Signed by Cincinnati as a non-drafted free agent 5/14/14

HOW ACQUIRED: Signed by Cubs as a minor league free agent, 5/3/15

NOTES: 2014 – Released by Cincinnati October 28

| YEAR | TEAM | W-L | ERA | G | GS | CG | SHO | SV | IP | H | R | ER | HR | HB | BB | SO | WP | BK |
|----------------------------|----------------|------------|-------------|-----------|-----------|----------|----------|----------|--------------|------------|-----------|-----------|----------|-----------|-----------|-----------|-----------|----------|
| 2014 | – DSL Rojas-R | 0-6 | 4.20 | 14 | 13 | 0 | 0 | 0 | 64.1 | 73 | 40 | 30 | 1 | 8 | 23 | 52 | 3 | 0 |
| 2015 | – DSL Cubs-R | 0-0 | 7.82 | 7 | 0 | 0 | 0 | 0 | 12.2 | 14 | 13 | 11 | 0 | 3 | 5 | 8 | 4 | 0 |
| 2016 | – DSL Cubs 1-R | 0-0 | 4.85 | 12 | 0 | 0 | 0 | 0 | 26.0 | 16 | 18 | 14 | 3 | 6 | 19 | 17 | 7 | 0 |
| 2017 | – DSL Cubs 1-R | 3-1 | 3.10 | 14 | 0 | 0 | 0 | 2 | 29.0 | 22 | 14 | 10 | 1 | 5 | 17 | 22 | 6 | 0 |
| MINOR LEAGUE TOTALS | | 3-7 | 4.43 | 47 | 13 | 0 | 0 | 2 | 132.0 | 125 | 85 | 65 | 5 | 22 | 64 | 99 | 20 | 0 |

Jeremiah Estrada – Pitcher

FULL NAME: Jeremiah Ramiro Estrada **BATS:** Switch **THROWS:** Right **HEIGHT:** 6-1 **WEIGHT:** 180
OPENING DAY AGE: 19 **BORN:** 11/1/98 in Rancho Mirage, CA **RESIDENCE:** La Quinta, CA

SCHOOL: Graduated from Palm Desert High School (Palm Desert, Calif.)

HOW ACQUIRED: Selected by Cubs in sixth round of 2017 draft (scout: Alex Lontayo)

NOTES: **HIGH SCHOOL** – Named a First Team All-American in 2017 by *Rawlings-Perfect Game* and a 2016 *Perfect Game* All-American ... earned All-DVL First-Team honors from 2015-17 ... named high school team MVP in 2016 and 2017.

| YEAR | TEAM | W-L | ERA | G | GS | CG | SHO | SV | IP | H | R | ER | HR | HB | BB | SO | WP | BK |
|------|----------|-----|------|---|----|----|-----|----|-----|---|---|----|----|----|----|----|----|----|
| 2017 | – Mesa-R | 0-0 | 1.42 | 4 | 0 | 0 | 0 | 0 | 6.1 | 5 | 1 | 1 | 0 | 0 | 6 | 6 | 1 | 0 |

Miguel Fabricio – Catcher

FULL NAME: Miguel Eduardo Fabricio (Nieto) **BATS:** Right **THROWS:** Right **HEIGHT:** 5-11 **WEIGHT:** 178
OPENING DAY AGE: 17 **BORN:** 9/26/00 in Vargas, Venezuela **RESIDENCE:** Vargas, Venezuela

HOW ACQUIRED: Signed by Cubs as a non-drafted free agent 8/7/17 (scouts: Carlos Figueroa & Hector Ortega)

| YEAR | TEAM | AVG | G | AB | R | H | 2B | 3B | HR | RBI | SH | SF | HP | BB | SO | SB-CS | E | OBP | SLG |
|------|------|-----|---|----|---|---|----|----|----|-----|----|----|----|----|----|-------|---|-----|-------------------------|
| 2017 | – | | | | | | | | | | | | | | | | | | WILL MAKE DEBUT IN 2018 |

Kelvin Feliz – Pitcher

FULL NAME: Kelvin Feliz (Moreno) **BATS:** Right **THROWS:** Right **HEIGHT:** 6-1 **WEIGHT:** 165
OPENING DAY AGE: 17 **BORN:** 9/30/00 in Santo Domingo, D.R. **RESIDENCE:** Santo Domingo, D.R.

HOW ACQUIRED: Signed by Cubs as a non-drafted free agent 7/27/17 (scouts: Carlos Reyes, Gian Guzman & Jose Serra)

| YEAR | TEAM | W-L | ERA | G | GS | CG | SHO | SV | IP | H | R | ER | HR | HB | BB | SO | WP | BK | |
|------|------|-----|-----|---|----|----|-----|----|----|---|---|----|----|----|----|----|----|----|-------------------------|
| 2017 | – | | | | | | | | | | | | | | | | | | WILL MAKE DEBUT IN 2018 |

Wander Feliz – Pitcher

FULL NAME: Wander Alexander Feliz (Mora) **BATS:** Right **THROWS:** Right **HEIGHT:** 6-2 **WEIGHT:** 185
OPENING DAY AGE: 20 **BORN:** 9/7/97 in Bajos De Haina, D.R. **RESIDENCE:** Santo Domingo Este, D.R.

HOW ACQUIRED: Signed by Cubs as a non-drafted free agent 8/7/14 (scouts: Carlos Reyes, Gian Guzman and Jose Serra)

NOTES: Transitioned to a pitcher in 2016 after serving as an outfielder in 2015

| YEAR | TEAM | AVG | G | AB | R | H | 2B | 3B | HR | RBI | SH | SF | HP | BB | SO | SB-CS | E | OBP | SLG |
|----------------------------|----------------|------------|-------------|-----------|----------|----------|----------|----------|-------------|-----------|-----------|-----------|----------|----------|-----------|-----------|----------|----------|------|
| 2015 | – DSL Cubs-R | .235 | 54 | 162 | 15 | 38 | 9 | 2 | 1 | 21 | 2 | 1 | 9 | 28 | 38 | 7-3 | 3 | .375 | .333 |
| YEAR | TEAM | W-L | ERA | G | GS | CG | SHO | SV | IP | H | R | ER | HR | HB | BB | SO | WP | BK | |
| 2016 | – DSL Cubs 1-R | 0-1 | 3.00 | 3 | 1 | 0 | 0 | 0 | 3.0 | 3 | 2 | 1 | 0 | 0 | 1 | 3 | 0 | 0 | |
| 2017 | – DSL Cubs 2-R | 1-1 | 9.90 | 6 | 0 | 0 | 0 | 0 | 10.0 | 9 | 12 | 11 | 0 | 4 | 8 | 15 | 4 | 1 | |
| | – DSL Cubs 1-R | 2-0 | 3.91 | 10 | 0 | 0 | 0 | 0 | 23.0 | 17 | 13 | 10 | 0 | 3 | 15 | 18 | 4 | 1 | |
| MINOR LEAGUE TOTALS | | 3-2 | 5.50 | 19 | 1 | 0 | 0 | 0 | 36.0 | 29 | 27 | 22 | 0 | 7 | 24 | 36 | 8 | 2 | |

Francisco Fermin – Pitcher

FULL NAME: Francisco Alberto Fermin **BATS:** Right **THROWS:** Right **HEIGHT:** 6-4 **WEIGHT:** 175
OPENING DAY AGE: 19 **BORN:** 11/19/98 in Samana, D.R. **RESIDENCE:** Samana, D.R.

HOW ACQUIRED: Signed by Cubs as a non-drafted free agent 12/12/17 (scouts: Carlos Reyes, Gian Guzman & Jose Serra)

| YEAR | TEAM | W-L | ERA | G | GS | CG | SHO | SV | IP | H | R | ER | HR | HB | BB | SO | WP | BK | |
|------|------|-----|-----|---|----|----|-----|----|----|---|---|----|----|----|----|----|----|----|-------------------------|
| 2017 | – | | | | | | | | | | | | | | | | | | WILL MAKE DEBUT IN 2018 |

Riger Fernandez – Pitcher

FULL NAME: Riger Alberto Fernandez (Becerrit) **BATS:** Left **THROWS:** Left **HEIGHT:** 6-2 **WEIGHT:** 190
OPENING DAY AGE: 20 **BORN:** 1/1/98 in Guigue, Venezuela **RESIDENCE:** Guigue, Venezuela

HOW ACQUIRED: Signed by Cubs as a non-drafted free agent 8/1/14 (scouts: Hector Ortega and Julio Figueroa)

| YEAR | TEAM | W-L | ERA | G | GS | CG | SHO | SV | IP | H | R | ER | HR | HB | BB | SO | WP | BK |
|----------------------------|----------------|-------------|-------------|-----------|-----------|----------|----------|----------|--------------|------------|-----------|-----------|----------|-----------|------------|-----------|-----------|----------|
| 2015 | – VSL Cubs-R | 1-5 | 6.52 | 12 | 12 | 0 | 0 | 0 | 38.2 | 47 | 34 | 28 | 2 | 6 | 20 | 14 | 9 | 1 |
| 2016 | – DSL Cubs 1-R | 2-6 | 4.53 | 14 | 12 | 0 | 0 | 0 | 55.2 | 48 | 40 | 28 | 2 | 3 | 50 | 36 | 27 | 0 |
| 2017 | – DSL Cubs 1-R | 0-2 | 5.40 | 5 | 3 | 0 | 0 | 0 | 15.0 | 16 | 11 | 9 | 0 | 0 | 12 | 18 | 6 | 1 |
| | – DSL Cubs 2-R | 0-1 | 3.10 | 12 | 0 | 0 | 0 | 2 | 20.1 | 10 | 8 | 7 | 1 | 5 | 21 | 25 | 9 | 0 |
| MINOR LEAGUE TOTALS | | 3-14 | 5.00 | 43 | 27 | 0 | 0 | 2 | 129.2 | 121 | 93 | 72 | 5 | 14 | 103 | 93 | 51 | 2 |

Emilio Ferrebus – Pitcher

FULL NAME: Emilio Jesus Ferrebus (Pirela) **BATS:** Right **THROWS:** Right **HEIGHT:** 6-2 **WEIGHT:** 165
OPENING DAY AGE: 20 **BORN:** 11/25/97 in Maracaibo, Venezuela **RESIDENCE:** Maracaibo, Venezuela

HOW ACQUIRED: Signed by Cubs as a non-drafted free agent 7/3/14 (scouts: Hector Ortega and Rafael Jimenez)

| YEAR | TEAM | W-L | ERA | G | GS | CG | SHO | SV | IP | H | R | ER | HR | HB | BB | SO | WP | BK |
|----------------------------|----------------|-------------|-------------|-----------|-----------|----------|----------|----------|--------------|------------|------------|-----------|----------|-----------|-----------|------------|-----------|----------|
| 2015 | – VSL Cubs-R | 0-3 | 9.51 | 10 | 10 | 0 | 0 | 0 | 29.1 | 40 | 32 | 31 | 2 | 1 | 19 | 18 | 3 | 3 |
| 2016 | – DSL Cubs 2-R | 2-6 | 4.25 | 14 | 14 | 0 | 0 | 0 | 65.2 | 74 | 43 | 31 | 1 | 8 | 29 | 47 | 5 | 0 |
| 2017 | – DSL Cubs 2-R | 5-3 | 1.54 | 12 | 12 | 0 | 0 | 0 | 64.1 | 52 | 18 | 11 | 1 | 7 | 19 | 58 | 2 | 1 |
| | – Mesa-R | 2-1 | 4.76 | 4 | 3 | 0 | 0 | 0 | 17.0 | 12 | 9 | 9 | 0 | 1 | 9 | 12 | 4 | 0 |
| MINOR LEAGUE TOTALS | | 9-13 | 4.19 | 40 | 39 | 0 | 0 | 0 | 176.1 | 178 | 102 | 82 | 4 | 17 | 76 | 135 | 14 | 4 |

Austin Filiere – Infielder

FULL NAME: Austin Filiere **BATS:** Right **THROWS:** Right **HEIGHT:** 6-1 **WEIGHT:** 190
OPENING DAY AGE: 22 **BORN:** 9/1/95 in Chandler, AZ **RESIDENCE:** Chandler, AZ

SCHOOL: Attended Massachusetts Institute of Technology ... graduated from Hamilton High School in Chandler, Ariz.

HOW ACQUIRED: Selected by Cubs in eighth round of 2017 draft (scout: Matt Sherman)

NOTES: COLLEGE – Named the National Division III Rookie of the Year by *D3Baseball.com* as a freshman in 2015 ... set a program record with 13 homers in his freshman season, then tied his own record each of the next two years.

| YEAR | TEAM | AVG | G | AB | R | H | 2B | 3B | HR | RBI | SH | SF | HP | BB | SO | SB-CS | E | OBP | SLG |
|----------------------------|------------|-------------|-----------|------------|-----------|-----------|-----------|----------|----------|-----------|----------|----------|----------|-----------|-----------|------------|-----------|-------------|-------------|
| 2017 | – Mesa-R | .125 | 2 | 8 | 0 | 1 | 0 | 0 | 0 | 1 | 0 | 0 | 0 | 0 | 4 | 0-0 | 0 | .125 | .125 |
| | – Eugene-A | .261 | 49 | 176 | 22 | 46 | 14 | 0 | 6 | 25 | 0 | 2 | 7 | 32 | 56 | 1-2 | 14 | .392 | .443 |
| MINOR LEAGUE TOTALS | | .255 | 51 | 184 | 22 | 47 | 14 | 0 | 6 | 26 | 0 | 2 | 7 | 32 | 60 | 1-2 | 14 | .382 | .429 |

Tolly Filotei – Outfielder

FULL NAME: Tolly Filotei **BATS:** Left **THROWS:** Right **HEIGHT:** 5-7 **WEIGHT:** 160
OPENING DAY AGE: 22 **BORN:** 11/28/95 in Daphne, AL **RESIDENCE:** Mobile, AL

SCHOOL: Attended Faulkner State Community College (Ala.) ... graduated from Daphne High School in Daphne, Ala.

HOW ACQUIRED: Selected by Cubs in 38th round of 2016 draft (scout: Alex Levitt)

FAMILY TIES: Is the son of Cubs Regional Crosschecker, Bobby Filotei

| YEAR | TEAM | AVG | G | AB | R | H | 2B | 3B | HR | RBI | SH | SF | HP | BB | SO | SB-CS | E | OBP | SLG |
|----------------------------|------------|-------------|-----------|------------|-----------|-----------|----------|----------|----------|-----------|----------|----------|----------|-----------|-----------|------------|----------|-------------|-------------|
| 2016 | – Mesa-R | .161 | 24 | 56 | 7 | 9 | 1 | 0 | 0 | 10 | 1 | 0 | 1 | 10 | 13 | 4-3 | 2 | .299 | .179 |
| 2017 | – Eugene-A | .193 | 15 | 57 | 6 | 11 | 1 | 0 | 0 | 2 | 0 | 0 | 2 | 0 | 19 | 5-1 | 0 | .220 | .211 |
| | – Mesa-R | .125 | 10 | 16 | 2 | 2 | 0 | 0 | 0 | 0 | 0 | 0 | 0 | 1 | 7 | 0-0 | 0 | .176 | .125 |
| MINOR LEAGUE TOTALS | | .171 | 49 | 129 | 15 | 22 | 2 | 0 | 0 | 12 | 1 | 0 | 3 | 11 | 39 | 9-4 | 2 | .252 | .186 |

Alonso Gaitan – Outfielder

FULL NAME: Jose Alonso Gaitan (Lopez) **BATS:** Right **THROWS:** Right **HEIGHT:** 6-0 **WEIGHT:** 176
OPENING DAY AGE: 20 **BORN:** 2/23/98 in Baja California, Mexico **RESIDENCE:** Baja California, Mexico

HOW ACQUIRED: Signed by Cubs as a non-drafted free agent 3/29/17 (scouts: Sergio Hernandez & Louie Eljaou)

| YEAR | TEAM | AVG | G | AB | R | H | 2B | 3B | HR | RBI | SH | SF | HP | BB | SO | SB-CS | E | OBP | SLG |
|------|----------------|------|----|-----|----|----|----|----|----|-----|----|----|----|----|----|-------|---|------|------|
| 2017 | – DSL Cubs 2-R | .280 | 38 | 150 | 30 | 42 | 8 | 2 | 0 | 14 | 1 | 2 | 2 | 10 | 21 | 14-2 | 0 | .329 | .360 |

Wladimir Galindo – Infielder

FULL NAME: Wladimir Jose Galindo (Landaeta) **BATS:** Right **THROWS:** Right **HEIGHT:** 6-3 **WEIGHT:** 210
OPENING DAY AGE: 21 **BORN:** 11/6/96 in Maracay, Venezuela **RESIDENCE:** Maracay, Venezuela

HOW ACQUIRED: Signed by Cubs as a non-drafted free agent 12/18/13 (scouts: Hector Ortega and Julio Figueroa)

NOTES: 2017 – Named a Midwest League mid-season All-Star ... had season cut short due to left leg fracture suffered in June ... 2016 – Named Northwest League Player of the Week, August 8-14 ... 2015 – On disabled list from July 16 through the end of the season with a fractured left hand

| YEAR | TEAM | AVG | G | AB | R | H | 2B | 3B | HR | RBI | SH | SF | HP | BB | SO | SB-CS | E | OBP | SLG |
|----------------------------|----------------|-------------|------------|------------|------------|------------|-----------|----------|-----------|------------|----------|----------|-----------|-----------|------------|------------|-----------|-------------|-------------|
| 2014 | – VSL Cubs-R | .278 | 62 | 223 | 29 | 62 | 18 | 1 | 7 | 30 | 0 | 7 | 20 | 55 | 3-2 | 25 | .356 | .462 | |
| 2015 | – Mesa-R | .358 | 19 | 67 | 15 | 24 | 7 | 2 | 0 | 11 | 0 | 2 | 2 | 4 | 15 | 1-1 | 11 | .400 | .522 |
| 2016 | – Eugene-A | .243 | 66 | 247 | 46 | 60 | 19 | 4 | 9 | 40 | 0 | 0 | 2 | 33 | 81 | 3-0 | 16 | .337 | .462 |
| 2017 | – South Bend-A | .290 | 44 | 162 | 21 | 47 | 11 | 0 | 4 | 19 | 0 | 0 | 1 | 14 | 40 | 1-1 | 13 | .350 | .432 |
| MINOR LEAGUE TOTALS | | .276 | 191 | 699 | 111 | 193 | 55 | 7 | 20 | 100 | 0 | 2 | 12 | 71 | 191 | 8-4 | 65 | .352 | .461 |

Francisco Garay – Pitcher

FULL NAME: Francisco Joel Garay (Chavarria) **BATS:** Right **THROWS:** Right **HEIGHT:** 6-2 **WEIGHT:** 184
OPENING DAY AGE: 20 **BORN:** 3/19/98 in Changuinola, Panama **RESIDENCE:** Almirante, Panama

HOW ACQUIRED: Signed by Cubs as a non-drafted free agent 7/3/14 (scouts: Cirillo Cumberbatch and Hector Ortega)

NOTES: 2016 – Placed on 60-day disabled list June 4 with a right elbow injury ... transitioned from an infielder to a pitcher following the 2016 season

| YEAR | TEAM | AVG | G | AB | R | H | 2B | 3B | HR | RBI | SH | SF | HP | BB | SO | SB-CS | E | OBP | SLG |
|------|--------------|------------------------|----|-----|----|----|----|----|----|-----|----|----|----|----|-----|-------|------|------|-----|
| 2015 | – VSL Cubs-R | .126 | 61 | 198 | 18 | 25 | 4 | 0 | 15 | 4 | 2 | 3 | 13 | 96 | 0-4 | 32 | .190 | .146 | |
| 2016 | – | | | | | | | | | | | | | | | | | | |
| | | DID NOT PLAY – INJURED | | | | | | | | | | | | | | | | | |

| YEAR | TEAM | W-L | ERA | G | GS | CG | SHO | SV | IP | H | R | ER | HR | HB | BB | SO | WP | BK |
|------|----------------|-----|------|---|----|----|-----|----|-----|---|---|----|----|----|----|----|----|----|
| 2017 | – DSL Cubs 1-R | 0-0 | 0.00 | 1 | 0 | 0 | 0 | 0 | 1.0 | 0 | 0 | 0 | 0 | 0 | 1 | 1 | 0 | 0 |

Hector Garcia – Pitcher

FULL NAME: Hector Alonso Garcia (Diaz) **BATS:** Right **THROWS:** Right **HEIGHT:** 5-11 **WEIGHT:** 178
OPENING DAY AGE: 19, turns 20 on May 30 **BORN:** 5/30/98 in Mexicali, Mexico **RESIDENCE:** Mexicali, Mexico

HOW ACQUIRED: Signed by Cubs as a non-drafted free agent 8/16/14 (scout: Sergio Hernandez)

| YEAR | TEAM | W-L | ERA | G | GS | CG | SHO | SV | IP | H | R | ER | HR | HB | BB | SO | WP | BK |
|----------------------------|-------------------------|-------------|-------------|-----------|-----------|----------|----------|----------|--------------|------------|-----------|-----------|----------|----------|-----------|------------|-----------|----------|
| 2014 | – Leones de Yucatan-MEX | 0-1 | 27.00 | 1 | 1 | 0 | 0 | 0 | 0.2 | 1 | 2 | 2 | 0 | 0 | 2 | 0 | 0 | 0 |
| 2015 | – Mesa-R | 3-2 | 3.98 | 14 | 7 | 0 | 0 | 0 | 52.0 | 55 | 34 | 23 | 1 | 2 | 11 | 38 | 13 | 1 |
| 2016 | – DSL Cubs 2-R | 5-1 | 1.67 | 13 | 13 | 0 | 0 | 0 | 75.1 | 55 | 18 | 14 | 1 | 4 | 14 | 62 | 4 | 0 |
| 2017 | – Eugene-A | 2-0 | 3.38 | 4 | 4 | 0 | 0 | 0 | 18.2 | 16 | 7 | 7 | 1 | 1 | 8 | 13 | 3 | 2 |
| MINOR LEAGUE TOTALS | | 10-3 | 2.71 | 31 | 24 | 0 | 0 | 0 | 146.0 | 126 | 59 | 44 | 3 | 7 | 33 | 113 | 20 | 3 |

Jean Garcia – Pitcher

FULL NAME: Jean Luis Garcia (Vargas) **BATS:** Right **THROWS:** Right **HEIGHT:** 6-5 **WEIGHT:** 220
OPENING DAY AGE: 21 **BORN:** 12/7/96 in Santiago de los Caballeros, D.R. **RESIDENCE:** Santiago de los Caballeros, D.R.

ORIGINAL CLUB: Signed by San Diego as a non-drafted free agent 4/9/14 (scout: Felix Feliz)

HOW ACQUIRED: Signed by Cubs as a minor league free agent 7/5/17

| YEAR | TEAM | W-L | ERA | G | GS | CG | SHO | SV | IP | H | R | ER | HR | HB | BB | SO | WP | BK |
|----------------------------|----------------|-------------|-------------|-----------|-----------|----------|----------|----------|--------------|------------|------------|-----------|----------|-----------|-----------|------------|-----------|----------|
| 2014 | – DSL Padres-R | 0-3 | 6.00 | 12 | 3 | 0 | 0 | 0 | 18.0 | 21 | 20 | 12 | 0 | 7 | 15 | 17 | 2 | 0 |
| 2015 | – DSL Padres-R | 0-1 | 5.54 | 3 | 3 | 0 | 0 | 0 | 13.0 | 18 | 11 | 8 | 1 | 2 | 3 | 7 | 3 | 0 |
| | – AZL Padres-R | 1-6 | 7.04 | 11 | 6 | 0 | 0 | 0 | 47.1 | 70 | 52 | 37 | 2 | 5 | 24 | 30 | 7 | 2 |
| 2016 | – AZL Padres-R | 1-4 | 3.66 | 11 | 8 | 0 | 0 | 0 | 46.2 | 45 | 23 | 19 | 0 | 3 | 15 | 36 | 5 | 1 |
| | – Tri-City-A | 0-0 | 27.00 | 2 | 0 | 0 | 0 | 0 | 1.1 | 2 | 4 | 4 | 0 | 0 | 5 | 2 | 1 | 0 |
| 2017 | – DSL Cubs 1-R | 1-0 | 3.63 | 10 | 0 | 0 | 0 | 4 | 17.1 | 18 | 13 | 7 | 0 | 1 | 11 | 13 | 5 | 0 |
| MINOR LEAGUE TOTALS | | 3-14 | 5.45 | 49 | 20 | 0 | 0 | 4 | 143.2 | 174 | 123 | 87 | 3 | 18 | 73 | 105 | 23 | 3 |

Misael Garcia – Pitcher

FULL NAME: Misael Leonardo Garcia (Nolasco) **BATS:** Left **THROWS:** Left **HEIGHT:** 6-2 **WEIGHT:** 196
OPENING DAY AGE: 16, turns 17 on April 18 **BORN:** 4/18/01 in Santo Domingo, D.R. **RESIDENCE:** Santo Domingo, D.R.

HOW ACQUIRED: Signed by Cubs as a non-drafted free agent 7/27/17 (scouts: Marino Encarnacion, Louie Eljaua, Gian Guzman & Jose Serra)

| YEAR | TEAM | W-L | ERA | G | GS | CG | SHO | SV | IP | H | R | ER | HR | HB | BB | SO | WP | BK | |
|------|------|-------------------------|-----|---|----|----|-----|----|----|---|---|----|----|----|----|----|----|----|--|
| 2017 | – | | | | | | | | | | | | | | | | | | |
| | | WILL MAKE DEBUT IN 2018 | | | | | | | | | | | | | | | | | |

Reivaj Garcia – Infielder

FULL NAME: Reivaj Leonardo Garcia (Flores) **BATS:** Switch **THROWS:** Right **HEIGHT:** 5-11 **WEIGHT:** 175
OPENING DAY AGE: 16, turns 17 on August 12 **BORN:** 8/12/01 in Sonora, Mexico **RESIDENCE:** Sonora, Mexico

HOW ACQUIRED: Signed by Cubs as a non-drafted free agent 8/28/17 (scouts: Sergio Hernandez & Louie Eljaua)

| YEAR | TEAM | AVG | G | AB | R | H | 2B | 3B | HR | RBI | SH | SF | HP | BB | SO | SB-CS | E | OBP | SLG |
|------|------|-------------------------|---|----|---|---|----|----|----|-----|----|----|----|----|----|-------|---|-----|-----|
| 2017 | – | | | | | | | | | | | | | | | | | | |
| | | WILL MAKE DEBUT IN 2018 | | | | | | | | | | | | | | | | | |

Robert Garcia – Outfielder

FULL NAME: Robert Garcia **BATS:** Switch **THROWS:** Right **HEIGHT:** 5-10 **WEIGHT:** 170
OPENING DAY AGE: 24 **BORN:** 12/6/93 in Santo Domingo, D.R. **RESIDENCE:** Santo Domingo, D.R.

HOW ACQUIRED: Signed by Cubs as a non-drafted free agent 7/6/13 (scouts: Gian Guzman and Jose Serra)

NOTES: 2016 – Named a Northwest League mid-season All-Star ... 2015 – Led Mesa in batting average, hits, runs scored and stolen bases

| YEAR | TEAM | AVG | G | AB | R | H | 2B | 3B | HR | RBI | SH | SF | HP | BB | SO | SB-CS | E | OBP | SLG |
|----------------------------|------------------|-------------|------------|------------|------------|------------|-----------|-----------|----------|------------|-----------|----------|-----------|-----------|------------|--------------|-----------|-------------|-------------|
| 2013 | – DSL Cubs-R | .269 | 25 | 78 | 18 | 21 | 1 | 1 | 0 | 8 | 1 | 0 | 3 | 12 | 20 | 9-3 | 1 | .387 | .308 |
| 2014 | – DSL Cubs-R | .316 | 52 | 171 | 37 | 54 | 5 | 3 | 1 | 25 | 5 | 1 | 12 | 12 | 32 | 24-5 | 7 | .398 | .398 |
| 2015 | – Mesa-R | .341 | 47 | 173 | 32 | 59 | 4 | 4 | 2 | 23 | 5 | 0 | 4 | 16 | 31 | 17-8 | 2 | .409 | .445 |
| 2016 | – Eugene-A | .283 | 49 | 184 | 29 | 52 | 13 | 3 | 2 | 19 | 2 | 1 | 3 | 15 | 53 | 5-1 | 1 | .345 | .418 |
| 2017 | – Myrtle Beach-A | .248 | 108 | 339 | 42 | 84 | 6 | 3 | 2 | 31 | 4 | 4 | 5 | 26 | 100 | 16-12 | 11 | .307 | .301 |
| MINOR LEAGUE TOTALS | | .286 | 281 | 945 | 158 | 270 | 29 | 14 | 7 | 106 | 17 | 6 | 27 | 81 | 236 | 71-29 | 22 | .357 | .368 |

Trent Giambone – Infielder

FULL NAME: Trent Joseph Giambone **BATS:** Right **THROWS:** Right **HEIGHT:** 5-9 **WEIGHT:** 175
OPENING DAY AGE: 24 **BORN:** 12/20/93 in Metairie, LA **RESIDENCE:** Metairie, LA

SCHOOL: Attended Delta State University (Miss.) (2015-16) and Jones County Junior College in Ellisville, Miss. (2013-14) ... graduated from Grace King High School in Metairie, La.

HOW ACQUIRED: Selected by Cubs in 25th round of 2016 draft (scout: Alex Levitt)

NOTES: COLLEGE – Earned numerous awards in 2016, including ABCA/Rawlings Defensive Player of the Year, All-GSC First-Team and NCBA All-American Honorable Mention ... batted .385 with 21 doubles and nine homers ... **HIGH SCHOOL** – Was a 2012 All-State, All-District and All-Metro selection in Louisiana

| YEAR | TEAM | AVG | G | AB | R | H | 2B | 3B | HR | RBI | SH | SF | HP | BB | SO | SB-CS | E | OBP | SLG |
|----------------------------|------------------|-------------|------------|------------|-----------|------------|-----------|----------|-----------|-----------|----------|----------|----------|-----------|------------|-------------|-----------|-------------|-------------|
| 2016 | – Eugene-A | .292 | 51 | 171 | 33 | 50 | 12 | 0 | 4 | 22 | 0 | 0 | 3 | 29 | 39 | 6-3 | 8 | .404 | .433 |
| 2017 | – Myrtle Beach-A | .242 | 128 | 480 | 65 | 116 | 15 | 0 | 12 | 44 | 3 | 6 | 4 | 36 | 101 | 7-6 | 23 | .297 | .348 |
| MINOR LEAGUE TOTALS | | .255 | 179 | 651 | 98 | 166 | 27 | 0 | 16 | 66 | 3 | 6 | 7 | 65 | 140 | 13-9 | 31 | .326 | .370 |

Brian Glowicki – Pitcher

FULL NAME: Brian Glowicki **BATS:** Right **THROWS:** Right **HEIGHT:** 5-11 **WEIGHT:** 190
OPENING DAY AGE: 23 **BORN:** 10/19/94 in Downers Grove, IL **RESIDENCE:** Downers Grove, IL

SCHOOL: Attended University of Minnesota ... graduated from Downers Grove South High School in Downers Grove, Ill.

HOW ACQUIRED: Selected by Cubs in 10th round of 2017 draft (scout: Shane Farrell)

NOTES: COLLEGE – As a senior in 2017, tied for the second-most saves in the NCAA and set the school record for most saves in a season (16) ... was a semifinalist for the Dick Howser Award and College Baseball's Hall of Fame Pitcher of the Year.

| YEAR | TEAM | W-L | ERA | G | GS | CG | SHO | SV | IP | H | R | ER | HR | HB | BB | SO | WP | BK |
|------|------------|-----|------|----|----|----|-----|----|------|----|----|----|----|----|----|----|----|----|
| 2017 | – Eugene-A | 1-3 | 4.57 | 18 | 0 | 0 | 0 | 3 | 21.2 | 25 | 14 | 11 | 1 | 0 | 8 | 26 | 1 | 0 |

Jose Gomez – Pitcher

FULL NAME: Jose Fernando Gomez (Franco) **BATS:** Right **THROWS:** Right **HEIGHT:** 6-2 **WEIGHT:** 165
OPENING DAY AGE: 21 **BORN:** 3/15/97 in Santiago de los Caballeros, D.R. **RESIDENCE:** Santiago de los Caballeros, D.R.

HOW ACQUIRED: Signed by Cubs as a non-drafted free agent 8/29/16 (scouts: Jose Estevez, Gian Guzman and Jose Serra)

| YEAR | TEAM | W-L | ERA | G | GS | CG | SHO | SV | IP | H | R | ER | HR | HB | BB | SO | WP | BK |
|------|----------------|-----|------|----|----|----|-----|----|------|----|----|----|----|----|----|----|----|----|
| 2017 | – DSL Cubs 2-R | 2-0 | 4.45 | 16 | 0 | 0 | 0 | 0 | 28.1 | 27 | 19 | 14 | 0 | 3 | 23 | 16 | 15 | 0 |

Yapson Gomez – Pitcher

FULL NAME: Yapson Guillermo Gomez **BATS:** Left **THROWS:** Left **HEIGHT:** 5-10 **WEIGHT:** 160
OPENING DAY AGE: 24 **BORN:** 10/2/93 in San Cristobal, Venezuela **RESIDENCE:** San Cristobal, Venezuela

HOW ACQUIRED: Signed by Cubs as a non-drafted free agent 4/26/13 (scout: Rafael Jimenez)

| YEAR | TEAM | W-L | ERA | G | GS | CG | SHO | SV | IP | H | R | ER | HR | HB | BB | SO | WP | BK |
|----------------------------|----------------|-------------|-------------|-----------|-----------|----------|----------|----------|--------------|------------|-----------|-----------|----------|----------|-----------|------------|-----------|----------|
| 2013 | – VSL Cubs-R | 0-1 | 4.18 | 12 | 2 | 0 | 0 | 0 | 23.2 | 25 | 15 | 11 | 2 | 0 | 9 | 15 | 3 | 1 |
| 2014 | – VSL Cubs-R | 6-2 | 1.51 | 13 | 12 | 1 | 1 | 0 | 71.1 | 50 | 19 | 12 | 0 | 0 | 8 | 37 | 4 | 1 |
| 2015 | – VSL Cubs-R | 1-3 | 1.40 | 7 | 3 | 0 | 0 | 1 | 25.2 | 30 | 9 | 4 | 1 | 2 | 6 | 14 | 2 | 0 |
| | – DSL Cubs-R | 0-0 | 4.50 | 3 | 0 | 0 | 0 | 0 | 6.0 | 5 | 5 | 3 | 0 | 0 | 3 | 4 | 1 | 0 |
| 2016 | – Mesa-R | 3-1 | 2.47 | 15 | 0 | 0 | 0 | 1 | 43.2 | 35 | 22 | 12 | 2 | 3 | 10 | 50 | 5 | 0 |
| 2017 | – Eugene-A | 4-1 | 1.75 | 9 | 2 | 0 | 0 | 1 | 25.2 | 21 | 6 | 5 | 0 | 1 | 5 | 32 | 0 | 1 |
| | – South Bend-A | 1-0 | 3.91 | 11 | 0 | 0 | 0 | 1 | 25.1 | 28 | 11 | 11 | 3 | 1 | 9 | 27 | 4 | 0 |
| MINOR LEAGUE TOTALS | | 15-8 | 2.36 | 70 | 19 | 1 | 1 | 4 | 221.1 | 194 | 87 | 58 | 8 | 7 | 50 | 179 | 19 | 3 |

Edmar Gonzalez – Pitcher

FULL NAME: Edmar Joel Gonzalez (Sanchez) **BATS:** Right **THROWS:** Right **HEIGHT:** 6-0 **WEIGHT:** 190
OPENING DAY AGE: 19, turns 20 on August 17 **BORN:** 8/17/98 in Dominican Republic **RESIDENCE:** San Pedro De Macoris, D.R.

HOW ACQUIRED: Signed by Cubs as a non-drafted free agent 6/15/17 (scout: Gian Guzman & Jose Serra)

| YEAR | TEAM | W-L | ERA | G | GS | CG | SHO | SV | IP | H | R | ER | HR | HB | BB | SO | WP | BK |
|------|------|-----|-----|---|----|----|-----|----|----|---|---|----|----|----|----|----|----|----|
| 2017 | – | | | | | | | | | | | | | | | | | |

WILL MAKE DEBUT IN 2018

Eric Gonzalez – Catcher

FULL NAME: Eric Michel Gonzalez (Velez) **BATS:** Right **THROWS:** Right **HEIGHT:** 5-10 **WEIGHT:** 175
OPENING DAY AGE: 21 **BORN:** 9/2/96 in Moca, D.R. **RESIDENCE:** Moca, D.R.

HOW ACQUIRED: Signed by Cubs as a non-drafted free agent 6/12/14 (scouts: Jose Estevez, Gian Guzman and Jose Serra)

| YEAR | TEAM | AVG | G | AB | R | H | 2B | 3B | HR | RBI | SH | SF | HP | BB | SO | SB-CS | E | OBP | SLG |
|----------------------------|----------------|-------------|------------|------------|-----------|-----------|-----------|----------|----------|-----------|----------|----------|----------|-----------|-----------|------------|-----------|-------------|-------------|
| 2014 | – DSL Cubs-R | .254 | 19 | 59 | 3 | 15 | 2 | 1 | 0 | 11 | 2 | 1 | 1 | 3 | 14 | 2-0 | 1 | .297 | .322 |
| 2015 | – DSL Cubs-R | .278 | 31 | 108 | 12 | 30 | 5 | 1 | 2 | 15 | 0 | 2 | 1 | 9 | 15 | 0-0 | 1 | .333 | .398 |
| 2016 | – Mesa-R | .100 | 5 | 10 | 1 | 1 | 0 | 0 | 0 | 0 | 0 | 0 | 0 | 1 | 2 | 0-0 | 0 | .182 | .100 |
| | DSL Cubs 1-R | .278 | 12 | 36 | 2 | 10 | 2 | 0 | 0 | 5 | 0 | 0 | 0 | 3 | 2 | 1-0 | 0 | .333 | .333 |
| 2017 | – DSL Cubs 1-R | .178 | 48 | 101 | 11 | 18 | 4 | 1 | 0 | 15 | 0 | 0 | 2 | 10 | 22 | 1-3 | 9 | .265 | .238 |
| MINOR LEAGUE TOTALS | | .236 | 115 | 314 | 29 | 74 | 13 | 3 | 2 | 46 | 2 | 3 | 4 | 26 | 55 | 4-3 | 11 | .300 | .315 |

Jose Gonzalez – Outfielder

FULL NAME: Jose Alejandro Gonzalez (Flores) **BATS:** Right **THROWS:** Right **HEIGHT:** 6-1 **WEIGHT:** 160
OPENING DAY AGE: 22 **BORN:** 1/12/96 in Puerto Cabello, Venezuela **RESIDENCE:** Puerto Cabello, Venezuela

HOW ACQUIRED: Signed by Cubs as a non-drafted free agent 1/8/14 (scouts: Hector Ortega and Julio Figueroa)

| YEAR | TEAM | AVG | G | AB | R | H | 2B | 3B | HR | RBI | SH | SF | HP | BB | SO | SB-CS | E | OBP | SLG |
|----------------------------|--------------|-------------|------------|------------|-----------|------------|-----------|----------|----------|-----------|----------|----------|-----------|-----------|------------|--------------|-----------|-------------|-------------|
| 2014 | – VSL Cubs-R | .232 | 64 | 259 | 31 | 60 | 4 | 2 | 0 | 24 | 1 | 1 | 4 | 19 | 34 | 12-6 | 5 | .293 | .263 |
| 2015 | – VSL Cubs-R | .242 | 70 | 256 | 34 | 62 | 6 | 2 | 3 | 45 | 2 | 5 | 12 | 34 | 36 | 14-10 | 2 | .352 | .316 |
| 2016 | – Mesa-R | .122 | 25 | 90 | 7 | 11 | 1 | 0 | 0 | 8 | 0 | 0 | 2 | 6 | 26 | 6-2 | 2 | .194 | .133 |
| | Iowa-AAA | .222 | 8 | 9 | 1 | 2 | 1 | 0 | 0 | 0 | 1 | 0 | 0 | 0 | 2 | 1-0 | 0 | .222 | .333 |
| | Eugene-A | .211 | 13 | 38 | 6 | 8 | 3 | 0 | 0 | 1 | 1 | 0 | 1 | 4 | 14 | 0-2 | 0 | .302 | .289 |
| 2017 | – Eugene-A | .203 | 54 | 192 | 17 | 39 | 8 | 5 | 0 | 17 | 2 | 1 | 1 | 13 | 51 | 5-3 | 2 | .256 | .297 |
| MINOR LEAGUE TOTALS | | .216 | 234 | 844 | 96 | 182 | 23 | 9 | 3 | 95 | 7 | 7 | 20 | 76 | 163 | 38-23 | 11 | .294 | .275 |

Jose Gonzalez – Pitcher

FULL NAME: Jose Miguel Gonzalez (De La Rosa) **BATS:** Right **THROWS:** Right **HEIGHT:** 6-2 **WEIGHT:** 173
OPENING DAY AGE: 20 **BORN:** 12/5/97 in San Cristobal, D.R. **RESIDENCE:** San Cristobal, D.R.

HOW ACQUIRED: Signed by Cubs as a non-drafted free agent 3/15/17 (scout: Valerio Heredia, Gian Guzman & Jose Serra)

| YEAR | TEAM | W-L | ERA | G | GS | CG | SHO | SV | IP | H | R | ER | HR | HB | BB | SO | WP | BK |
|------|----------------|-----|------|----|----|----|-----|----|------|----|----|----|----|----|----|----|----|----|
| 2015 | – DSL Cubs 2-R | 1-2 | 5.77 | 16 | 4 | 0 | 0 | 0 | 43.2 | 48 | 32 | 28 | 3 | 5 | 17 | 29 | 8 | 2 |

Francisco Gracia – Pitcher

FULL NAME: Francisco Javier Gracia (Ibarra) **BATS:** Right **THROWS:** Right **HEIGHT:** 6-0 **WEIGHT:** 200
OPENING DAY AGE: 19 **BORN:** 9/4/98 in San Luis Río Colorado, Sonora, Mexico **RESIDENCE:** San Luis Río Colorado, Sonora, Mexico

HOW ACQUIRED: Signed by Cubs as a non-drafted free agent 10/10/16 (scouts: Sergio Hernandez and Louie Eljaua)

| YEAR | TEAM | W-L | ERA | G | GS | CG | SHO | SV | IP | H | R | ER | HR | HB | BB | SO | WP | BK |
|------|----------------|-----|------|----|----|----|-----|----|------|----|----|----|----|----|----|----|----|----|
| 2017 | – DSL Cubs 1-R | 0-1 | 9.22 | 16 | 0 | 0 | 0 | 0 | 27.1 | 36 | 39 | 28 | 2 | 7 | 20 | 20 | 5 | 0 |

Alexander Guerra – Catcher

FULL NAME: Alexander Guerra (Munoz) **BATS:** Right **THROWS:** Right **HEIGHT:** 5-11 **WEIGHT:** 240
OPENING DAY AGE: 20, turns 21 on April 8 **BORN:** 4/8/97 in Granma, Cuba **RESIDENCE:** Cancun, Mexico

HOW ACQUIRED: Signed by Cubs as a non-drafted free agent 9/28/17 (scouts: Hansel Izquierdo & Louie Eljaua)

| YEAR | TEAM | AVG | G | AB | R | H | 2B | 3B | HR | RBI | SH | SF | HP | BB | SO | SB-CS | E | OBP | SLG |
|------|------|-----|---|----|---|---|----|----|----|-----|----|----|----|----|----|-------|---|-----|-----|
| 2017 | – | | | | | | | | | | | | | | | | | | |

WILL MAKE DEBUT IN 2018

Fauris Guerrero – Pitcher

FULL NAME: Fauris Guerrero (Valdez) **BATS:** Right **THROWS:** Right **HEIGHT:** 5-11 **WEIGHT:** 180
OPENING DAY AGE: 21 **BORN:** 10/5/96 in Bani, Peravia, D.R. **RESIDENCE:** Bani, Peravia, D.R.

HOW ACQUIRED: Signed by Cubs as a non-drafted free agent 4/20/15 (scouts: Valerio Heredia and Jose Serra)

| YEAR | TEAM | W-L | ERA | G | GS | CG | SHO | SV | IP | H | R | ER | HR | HB | BB | SO | WP | BK |
|----------------------------|----------------|-------------|-------------|-----------|----------|----------|----------|----------|--------------|-----------|-----------|-----------|----------|----------|-----------|------------|----------|----------|
| 2015 | – DSL Cubs-R | 4-0 | 3.28 | 10 | 0 | 0 | 0 | 1 | 24.2 | 21 | 13 | 9 | 1 | 2 | 9 | 24 | 3 | 0 |
| 2016 | – DSL Cubs 2-R | 4-4 | 2.68 | 18 | 0 | 0 | 0 | 2 | 43.2 | 38 | 14 | 13 | 3 | 1 | 10 | 46 | 4 | 1 |
| 2017 | – Mesa-R | 1-1 | 3.06 | 8 | 0 | 0 | 0 | 3 | 17.2 | 17 | 13 | 6 | 1 | 0 | 4 | 18 | 2 | 0 |
| | DSL Cubs 1-R | 2-0 | 1.77 | 4 | 3 | 0 | 0 | 0 | 20.1 | 19 | 8 | 4 | 1 | 1 | 2 | 16 | 0 | 0 |
| MINOR LEAGUE TOTALS | | 11-5 | 2.71 | 40 | 3 | 0 | 0 | 6 | 106.1 | 95 | 48 | 32 | 6 | 4 | 25 | 104 | 9 | 1 |

Jose Gutierrez – Outfielder

FULL NAME: Jose Gregorio Gutierrez (Diaz) **BATS:** Switch **THROWS:** Right **HEIGHT:** 5-11 **WEIGHT:** 185
OPENING DAY AGE: 19 **BORN:** 11/9/98 in Barcelona, Anzoategui, Venezuela **RESIDENCE:** Barcelona, Anzoategui, Venezuela

HOW ACQUIRED: Signed by Cubs as a non-drafted free agent 8/25/15 (scouts: Hector Ortega and Louie Eljaua)

| YEAR | TEAM | AVG | G | AB | R | H | 2B | 3B | HR | RBI | SH | SF | HP | BB | SO | SB-CS | E | OBP | SLG |
|----------------------------|--------------|-------------|------------|------------|-----------|------------|-----------|-----------|----------|-----------|----------|----------|----------|-----------|-----------|--------------|-----------|-------------|-------------|
| 2016 | – DSL Cubs-R | .241 | 65 | 261 | 33 | 63 | 6 | 11 | 2 | 20 | 2 | 2 | 2 | 17 | 43 | 12-9 | 8 | .291 | .372 |
| 2017 | – Mesa-R | .256 | 40 | 156 | 22 | 40 | 11 | 3 | 0 | 13 | 1 | 1 | 0 | 8 | 51 | 6-1 | 2 | .291 | .365 |
| MINOR LEAGUE TOTALS | | .247 | 105 | 417 | 55 | 103 | 17 | 14 | 2 | 33 | 3 | 3 | 2 | 25 | 94 | 18-10 | 10 | .291 | .369 |

Ben Hecht – Pitcher

FULL NAME: Benjamin Hecht **BATS:** Right **THROWS:** Right **HEIGHT:** 6-2 **WEIGHT:** 200
OPENING DAY AGE: 22, turns 23 on May 31 **BORN:** 5/31/95 in Champaign, IL **RESIDENCE:** Effingham, IL

SCHOOL: Attended Wichita State University (Kan.) (2017), Lincoln Land College (Ill.) (2015-16) and Illinois State (2014) ... graduated from St. Anthony High School in Effingham, Ill.

HOW ACQUIRED: Selected by Cubs in 12th round of 2017 draft (scout: Ty Nichols)

| YEAR | TEAM | W-L | ERA | G | GS | CG | SHO | SV | IP | H | R | ER | HR | HB | BB | SO | WP | BK |
|----------------------------|----------|------------|-------------|-----------|----------|----------|----------|----------|-------------|-----------|-----------|----------|----------|----------|-----------|-----------|----------|----------|
| 2017 | Mesa-R | 0-0 | 11.57 | 2 | 0 | 0 | 0 | 0 | 2.1 | 2 | 3 | 3 | 1 | 0 | 3 | 5 | 0 | 0 |
| | Eugene-A | 0-0 | 1.53 | 10 | 0 | 0 | 0 | 0 | 17.2 | 12 | 7 | 3 | 1 | 0 | 10 | 25 | 6 | 0 |
| MINOR LEAGUE TOTALS | | 0-0 | 2.70 | 12 | 0 | 0 | 0 | 0 | 20.0 | 14 | 10 | 6 | 1 | 0 | 13 | 30 | 6 | 0 |

Zach Hedges – Pitcher

FULL NAME: Zachary James Hedges **BATS:** Right **THROWS:** Right **HEIGHT:** 6-4 **WEIGHT:** 195
OPENING DAY AGE: 25 **BORN:** 10/21/92 in Anaheim, CA **RESIDENCE:** Glendora, CA

SCHOOL: Attended Azusa Pacific University (Calif.) ... graduated from Damien (Calif.) High School

HOW ACQUIRED: Selected by Cubs in 26th round of 2014 draft (scout: Tom Myers)

NOTES: 2016 — Named a Carolina League mid-season All-Star, posting a 2.89 ERA in 16 starts with the Pelicans ... **COLLEGE** — Tossed a team-high 85.1 innings in 2014 while sporting a 2.74 ERA, the best mark among the team's starting pitchers ... as a freshman in 2012 had a perfect 7-0 record with a 3.30 ERA

| YEAR | TEAM | W-L | ERA | G | GS | CG | SHO | SV | IP | H | R | ER | HR | HB | BB | SO | WP | BK |
|----------------------------|----------------|--------------|-------------|-----------|-----------|----------|----------|----------|--------------|------------|------------|------------|-----------|-----------|------------|------------|-----------|----------|
| 2014 | Mesa-R | 2-1 | 1.37 | 12 | 0 | 0 | 0 | 0 | 19.2 | 18 | 6 | 3 | 0 | 1 | 2 | 23 | 1 | 0 |
| 2015 | South Bend-A | 8-8 | 4.16 | 23 | 23 | 0 | 0 | 0 | 132.0 | 133 | 74 | 61 | 5 | 9 | 36 | 80 | 16 | 0 |
| 2016 | Myrtle Beach-A | 7-8 | 2.89 | 16 | 16 | 1 | 0 | 0 | 96.2 | 92 | 46 | 31 | 4 | 2 | 18 | 63 | 2 | 0 |
| | Tennessee-AA | 3-3 | 2.47 | 8 | 8 | 0 | 0 | 0 | 47.1 | 45 | 18 | 13 | 2 | 1 | 9 | 32 | 1 | 1 |
| 2017 | Tennessee-AA | 9-9 | 3.49 | 22 | 22 | 2 | 1 | 0 | 129.0 | 143 | 61 | 50 | 11 | 3 | 30 | 71 | 4 | 1 |
| | Iowa-AAA | 0-3 | 11.94 | 4 | 4 | 0 | 0 | 0 | 17.1 | 36 | 23 | 23 | 2 | 0 | 10 | 5 | 0 | 0 |
| MINOR LEAGUE TOTALS | | 29-32 | 3.69 | 85 | 73 | 3 | 1 | 0 | 442.0 | 467 | 228 | 181 | 24 | 16 | 105 | 274 | 24 | 2 |

Ferrol Heredia – Pitcher

FULL NAME: Ferrol Antonio Heredia (Lizarraga) **BATS:** Left **THROWS:** Left **HEIGHT:** 5-11 **WEIGHT:** 200
OPENING DAY AGE: 19 **BORN:** 11/7/98 in Mazatlán, Sinaloa, Mexico **RESIDENCE:** Mazatlán, Sinaloa, Mexico

HOW ACQUIRED: Signed by Cubs as a non-drafted free agent 7/20/16 (scouts: Sergio Hernandez and Louie Eljaua)

| YEAR | TEAM | W-L | ERA | G | GS | CG | SHO | SV | IP | H | R | ER | HR | HB | BB | SO | WP | BK |
|------|--------------|-----|------|----|----|----|-----|----|------|----|----|----|----|----|----|----|----|----|
| 2017 | DSL Cubs 2-R | 1-2 | 2.89 | 16 | 0 | 0 | 0 | 1 | 28.0 | 14 | 14 | 9 | 0 | 5 | 27 | 27 | 9 | 0 |

Nestor Heredia – Infielder

FULL NAME: Nestor Armando Heredia (Rodríguez) **BATS:** Right **THROWS:** Right **HEIGHT:** 6-1 **WEIGHT:** 179
OPENING DAY AGE: 17 **BORN:** 11/25/00 in Miranda, Venezuela **RESIDENCE:** Miranda, Venezuela

HOW ACQUIRED: Signed by Cubs as a non-drafted free agent 10/6/17 (scouts: Hector Ortega & Louie Eljaua)

| YEAR | TEAM | AVG | G | AB | R | H | 2B | 3B | HR | RBI | SH | SF | HP | BB | SO | SB-CS | F | OBP | SLG |
|------|------|-----|---|----|---|---|----|----|----|-----|----|----|----|----|----|-------|---|-----|-----|
| 2017 | — | | | | | | | | | | | | | | | | | | |

WILL MAKE DEBUT IN 2018

Eliás Herrera – Pitcher

FULL NAME: Eliás Herrera (Olivares) **BATS:** Right **THROWS:** Right **HEIGHT:** 6-1 **WEIGHT:** 172
OPENING DAY AGE: 20 **BORN:** 9/23/97 in San Francisco De Macoris, Duarte, D.R. **RESIDENCE:** San Pedro De Macoris, D.R.

HOW ACQUIRED: Signed by Cubs as a non-drafted free agent 10/23/16 (scouts: Gian Guzman and Jose Serra)

| YEAR | TEAM | W-L | ERA | G | GS | CG | SHO | SV | IP | H | R | ER | HR | HB | BB | SO | WP | BK |
|------|--------------|-----|------|----|----|----|-----|----|------|----|----|----|----|----|----|----|----|----|
| 2017 | DSL Cubs 1-R | 3-2 | 4.24 | 20 | 2 | 0 | 0 | 2 | 46.2 | 50 | 34 | 22 | 1 | 2 | 17 | 51 | 5 | 4 |

Kelvin Hidalgo – Outfielder

FULL NAME: Kelvin Alberto Hidalgo (Villar) **BATS:** Right **THROWS:** Right **HEIGHT:** 6-3 **WEIGHT:** 190
OPENING DAY AGE: 17 **BORN:** 12/16/00 in La Romana, D.R. **RESIDENCE:** La Romana, D.R.

HOW ACQUIRED: Signed by Cubs as a non-drafted free agent 9/14/17 (scouts: Marino Encarnacion, Gian Guzman & Jose Serra)

| YEAR | TEAM | AVG | G | AB | R | H | 2B | 3B | HR | RBI | SH | SF | HP | BB | SO | SB-CS | E | OBP | SLG |
|------|------|-----|---|----|---|---|----|----|----|-----|----|----|----|----|----|-------|---|-----|-----|
| 2017 | – | | | | | | | | | | | | | | | | | | |

Luis Hidalgo – Catcher

FULL NAME: Luis Armando Hidalgo (Sumoza) **BATS:** Right **THROWS:** Right **HEIGHT:** 6-1 **WEIGHT:** 190
OPENING DAY AGE: 22 **BORN:** 2/23/96 in Guacara, Venezuela **RESIDENCE:** Valencia, Venezuela

HOW ACQUIRED: Signed by Cubs as a non-drafted free agent 11/29/13 (scouts: Carlos Reyes, Gian Guzman, Jose Serra and Miguel Diaz)

| YEAR | TEAM | AVG | G | AB | R | H | 2B | 3B | HR | RBI | SH | SF | HP | BB | SO | SB-CS | E | OBP | SLG |
|----------------------------|----------------|-------------|------------|------------|-----------|------------|-----------|----------|-----------|------------|----------|----------|-----------|-----------|-----------|--------------|-----------|-------------|-------------|
| 2014 | – VSL Cubs-R | .318 | 46 | 151 | 22 | 48 | 8 | 0 | 3 | 19 | 0 | 1 | 4 | 9 | 13 | 9-5 | 1 | .370 | .430 |
| 2015 | – VSL Cubs-R | .179 | 30 | 84 | 8 | 15 | 3 | 0 | 0 | 11 | 0 | 1 | 2 | 12 | 12 | 5-3 | 2 | .293 | .214 |
| 2016 | – DSL Cubs-R | .216 | 48 | 153 | 22 | 33 | 7 | 0 | 9 | 30 | 0 | 1 | 6 | 18 | 35 | 10-4 | 8 | .320 | .438 |
| 2017 | – DSL Cubs 1-R | .353 | 54 | 190 | 34 | 67 | 17 | 0 | 5 | 44 | 0 | 3 | 8 | 16 | 21 | 7-5 | 9 | .419 | .521 |
| | Mesa-R | .339 | 17 | 62 | 9 | 21 | 5 | 0 | 2 | 13 | 0 | 0 | 0 | 2 | 7 | 1-1 | 1 | .359 | .516 |
| MINOR LEAGUE TOTALS | | .288 | 195 | 640 | 95 | 184 | 40 | 0 | 19 | 117 | 0 | 6 | 20 | 57 | 88 | 32-18 | 21 | .361 | .439 |

P.J. Higgins – Infielder/Catcher

FULL NAME: Patrick James Higgins **BATS:** Right **THROWS:** Right **HEIGHT:** 5-10 **WEIGHT:** 195
OPENING DAY AGE: 24, turns 25 on May 10 **BORN:** 5/10/93 in Bridgeport, CT **RESIDENCE:** Wallingford, CT

SCHOOL: Attended Old Dominion University ... graduated from Lyman Hall High School in Wallingford, Conn.

HOW ACQUIRED: Selected by Cubs in 12th round of 2015 draft (scout: Billy Swoope)

NOTES: COLLEGE – Led the team and ranked seventh in the C-USA with a .335 batting average in 2015 ... was a Second Team All C-USA selection.

| YEAR | TEAM | AVG | G | AB | R | H | 2B | 3B | HR | RBI | SH | SF | HP | BB | SO | SB-CS | E | OBP | SLG |
|----------------------------|------------------|-------------|------------|------------|------------|------------|-----------|----------|----------|-----------|-----------|----------|-----------|------------|------------|-------------|-----------|-------------|-------------|
| 2015 | – Mesa-R | .288 | 21 | 80 | 17 | 23 | 4 | 3 | 2 | 10 | 0 | 0 | 0 | 7 | 15 | 3-0 | 3 | .345 | .488 |
| | Eugene-A | .316 | 15 | 57 | 8 | 18 | 4 | 0 | 0 | 5 | 0 | 0 | 1 | 3 | 11 | 1-0 | 1 | .361 | .386 |
| 2016 | – South Bend-A | .283 | 121 | 445 | 57 | 126 | 30 | 1 | 0 | 40 | 8 | 4 | 8 | 72 | 75 | 3-1 | 9 | .389 | .355 |
| 2017 | – Myrtle Beach-A | .237 | 98 | 342 | 32 | 81 | 9 | 0 | 4 | 23 | 10 | 5 | 5 | 43 | 47 | 3-1 | 7 | .327 | .298 |
| MINOR LEAGUE TOTALS | | .268 | 255 | 924 | 114 | 248 | 47 | 4 | 6 | 78 | 18 | 9 | 14 | 125 | 148 | 10-2 | 20 | .361 | .347 |

Albert Hinirio – Outfielder

FULL NAME: Albert Joel Hinirio (Concepcion) **BATS:** Switch **THROWS:** Right **HEIGHT:** 6-2 **WEIGHT:** 170
OPENING DAY AGE: 19, turns 20 on May 15 **BORN:** 5/15/98 in Yamasa, Monte Plata, D.R. **RESIDENCE:** Higüey, La Altagracia, D.R.

HOW ACQUIRED: Signed by Cubs as a non-drafted free agent 10/23/16 (scouts: Marino Encarnacion, Gian Guzman and Jose Serra)

| YEAR | TEAM | AVG | G | AB | R | H | 2B | 3B | HR | RBI | SH | SF | HP | BB | SO | SB-CS | E | OBP | SLG |
|------|----------------|------|----|-----|----|----|----|----|----|-----|----|----|----|----|----|-------|---|------|------|
| 2017 | – DSL Cubs 1-R | .266 | 44 | 154 | 20 | 41 | 4 | 2 | 0 | 15 | 0 | 1 | 6 | 10 | 33 | 4-3 | 4 | .333 | .318 |

Chad Hockin – Pitcher

FULL NAME: Chad Michael Hockin **BATS:** Right **THROWS:** Right **HEIGHT:** 6-2 **WEIGHT:** 210
OPENING DAY AGE: 23 **BORN:** 10/7/94 in Upland, CA **RESIDENCE:** Upland, CA

SCHOOL: Attended Cal State Fullerton ... graduated from Bonita High School in La Verne, Calif.

HOW ACQUIRED: Selected by Cubs in sixth round of 2016 draft (scout: Alex Lontayo)

FAMILY TIES: Is the grandson of Hall of Famer Harmon Killebrew, who collected 573 homers in 22 major league seasons from 1954-75

NOTES: COLLEGE – Posted a 1.05 ERA in 20 relief appearances in 2016, striking out 23 batters in 25.2 innings ... **HIGH SCHOOL** – Was named first team all-Hacienda League in 2013 after finishing the year with a 1.40 ERA and five wins

| YEAR | TEAM | W-L | ERA | G | GS | CG | SHO | SV | IP | H | R | ER | HR | HB | BB | SO | WP | BK |
|----------------------------|----------------|------------|-------------|-----------|----------|----------|----------|----------|-------------|-----------|-----------|-----------|----------|----------|-----------|-----------|----------|----------|
| 2016 | – Eugene-A | 0-0 | 6.00 | 11 | 0 | 0 | 0 | 0 | 12.0 | 14 | 10 | 8 | 0 | 0 | 4 | 14 | 1 | 0 |
| 2017 | – South Bend-A | 3-4 | 3.95 | 38 | 0 | 0 | 0 | 2 | 54.2 | 51 | 31 | 24 | 8 | 6 | 19 | 57 | 5 | 1 |
| MINOR LEAGUE TOTALS | | 3-4 | 4.32 | 49 | 0 | 0 | 0 | 2 | 66.2 | 65 | 41 | 32 | 8 | 6 | 23 | 71 | 6 | 1 |

Jesse Hodges – Infielder

FULL NAME: Jesse Lowell Hodges **BATS:** Right **THROWS:** Right **HEIGHT:** 6-1 **WEIGHT:** 212
OPENING DAY AGE: 24 **BORN:** 3/29/94 in Victoria, British Columbia **RESIDENCE:** Victoria, British Columbia

SCHOOL: Graduated from Lambrick Park High School in Victoria, British Columbia

HOW ACQUIRED: Signed by Cubs as a non-drafted free agent 9/7/12 (scout: Steve Wilson)

NOTES: 2017 – Led Myrtle Beach with 63 RBI ... **2016** – Named a Midwest League mid-season All-Star ... **2012** – Named to the All-World Team of the World Junior Tournament held in Seoul, South Korea.

| YEAR | TEAM | AVG | G | AB | R | H | 2B | 3B | HR | RBI | SH | SF | HP | BB | SO | SB-CS | E | OBP | SLG |
|----------------------------|------------------|-------------|------------|-------------|------------|------------|-----------|-----------|-----------|------------|----------|-----------|-----------|------------|------------|-------------|-----------|-------------|-------------|
| 2013 | – Boise-A | .000 | 3 | 12 | 0 | 0 | 0 | 0 | 0 | 0 | 0 | 0 | 0 | 0 | 5 | 0-0 | 1 | .000 | .000 |
| | Mesa-R | .210 | 47 | 167 | 26 | 35 | 4 | 2 | 2 | 20 | 1 | 2 | 4 | 11 | 44 | 1-0 | 14 | .272 | .293 |
| 2014 | – Boise-A | .265 | 73 | 272 | 39 | 72 | 14 | 1 | 7 | 44 | 0 | 6 | 4 | 25 | 84 | 1-1 | 14 | .329 | .401 |
| 2015 | – South Bend-A | .238 | 90 | 303 | 32 | 72 | 18 | 1 | 6 | 34 | 1 | 1 | 7 | 28 | 86 | 1-2 | 21 | .316 | .363 |
| 2016 | – South Bend-A | .287 | 61 | 209 | 27 | 60 | 5 | 5 | 0 | 21 | 0 | 2 | 0 | 21 | 45 | 2-4 | 13 | .349 | .359 |
| | Myrtle Beach-A | .186 | 29 | 102 | 12 | 19 | 5 | 0 | 1 | 11 | 1 | 2 | 2 | 7 | 33 | 0-1 | 1 | .248 | .265 |
| 2017 | – Myrtle Beach-A | .268 | 124 | 447 | 58 | 120 | 26 | 3 | 13 | 63 | 4 | 2 | 8 | 45 | 105 | 4-3 | 20 | .345 | .427 |
| MINOR LEAGUE TOTALS | | .250 | 427 | 1512 | 194 | 378 | 72 | 12 | 29 | 193 | 7 | 15 | 25 | 137 | 402 | 9-11 | 84 | .320 | .371 |

Marc Huberman – Pitcher

FULL NAME: Marc Schultz Huberman **BATS:** Left **THROWS:** Left **HEIGHT:** 6-2 **WEIGHT:** 200
OPENING DAY AGE: 24 **BORN:** 1/10/94 in Los Angeles, CA **RESIDENCE:** Los Angeles, CA

SCHOOL: Attended University of Southern California ... graduated from Hamilton High School in Los Angeles, Calif.

HOW ACQUIRED: Selected by Cubs in 18th round of 2016 draft (scout: Tom Myers)

NOTES: **COLLEGE** — Earned All-Pac-12 honorable mention honors in 2016 after leading the team with a 1.94 ERA ... **HIGH SCHOOL** — Named the 2012 Western League Pitcher of the Year and First Team All-City utility as a senior ... also named First Team All-Western League his junior season

| YEAR | TEAM | W-L | ERA | G | GS | CG | SHO | SV | IP | H | R | ER | HR | HB | BB | SO | WP | BK |
|----------------------------|----------------|------------|-------------|-----------|----------|----------|----------|----------|-------------|-----------|-----------|-----------|----------|----------|-----------|-----------|-----------|----------|
| 2016 | Mesa-R | 1-0 | 2.08 | 3 | 0 | 0 | 0 | 1 | 4.1 | 4 | 1 | 1 | 0 | 0 | 1 | 5 | 0 | 0 |
| | Eugene-A | 3-0 | 1.72 | 8 | 0 | 0 | 0 | 0 | 15.2 | 10 | 3 | 3 | 0 | 0 | 10 | 17 | 2 | 0 |
| 2017 | South Bend-A | 3-2 | 1.70 | 21 | 0 | 0 | 0 | 0 | 37.0 | 23 | 10 | 7 | 2 | 1 | 19 | 52 | 4 | 0 |
| | Myrtle Beach-A | 0-2 | 6.00 | 17 | 0 | 0 | 0 | 0 | 24.0 | 30 | 21 | 16 | 2 | 1 | 18 | 21 | 9 | 0 |
| MINOR LEAGUE TOTALS | | 7-4 | 3.00 | 49 | 0 | 0 | 0 | 1 | 81.0 | 67 | 35 | 27 | 4 | 2 | 48 | 95 | 15 | 0 |

Bryan Hudson – Pitcher

FULL NAME: Bryan Michael Hudson **BATS:** Left **THROWS:** Left **HEIGHT:** 6-8 **WEIGHT:** 220
OPENING DAY AGE: 20, turns 21 on May 8 **BORN:** 5/8/97 in Godfrey, IL **RESIDENCE:** Godfrey, IL

SCHOOL: Graduated from Alton High School in Alton, Ill.

HOW ACQUIRED: Selected by Cubs in third round of 2015 draft (scout: Stan Zielinski)

NOTES: **HIGH SCHOOL** — Set school records for career wins (25) and strikeouts (324) ... finished 10-2 with a 0.50 ERA and 150 strikeouts in his senior season ... named Belleville News-Democrat's Large-School Player of the Year in his senior year ... had committed to University of Missouri prior to signing

| YEAR | TEAM | W-L | ERA | G | GS | CG | SHO | SV | IP | H | R | ER | HR | HB | BB | SO | WP | BK |
|----------------------------|--------------|-------------|-------------|-----------|-----------|----------|----------|----------|--------------|------------|------------|-----------|-----------|-----------|-----------|------------|-----------|----------|
| 2015 | Mesa-R | 0-0 | 2.70 | 5 | 0 | 0 | 0 | 0 | 6.2 | 6 | 4 | 2 | 0 | 1 | 2 | 5 | 2 | 1 |
| 2016 | Eugene-A | 5-4 | 5.06 | 13 | 13 | 0 | 0 | 0 | 58.2 | 56 | 37 | 33 | 4 | 3 | 41 | 41 | 4 | 0 |
| 2017 | South Bend-A | 9-3 | 3.91 | 24 | 24 | 0 | 0 | 0 | 124.1 | 128 | 65 | 54 | 10 | 9 | 52 | 81 | 9 | 0 |
| MINOR LEAGUE TOTALS | | 14-7 | 4.22 | 42 | 37 | 0 | 0 | 0 | 189.2 | 190 | 106 | 89 | 14 | 13 | 95 | 127 | 15 | 1 |

Brandon Hughes – Outfielder

FULL NAME: Brandon Kenneth Hughes **BATS:** Switch **THROWS:** Left **HEIGHT:** 6-2 **WEIGHT:** 225
OPENING DAY AGE: 22 **BORN:** 12/1/95 in Royal Oak, MI **RESIDENCE:** Sterling Heights, MI

SCHOOL: Attended Michigan State University ... graduated from Stevenson High School in Sterling Heights, Mich.

HOW ACQUIRED: Selected by Cubs in 16th round of 2017 draft (scout: Shane Farrell)

NOTES: **COLLEGE** — As a junior in 2017, earned Second-Team All-Big Ten honors ... led the Big Ten and set a school record with 30 stolen bases ... **HIGH SCHOOL** — Ranked the No. 8 player in Michigan by Perfect Game ... twice a First-Team All-State, All-Region, All-League and All-District selection

| YEAR | TEAM | AVG | G | AB | R | H | 2B | 3B | HR | RBI | SH | SF | HP | BB | SO | SB-CS | E | OBP | SLG |
|------|----------|------|----|-----|----|----|----|----|----|-----|----|----|----|----|----|-------|---|------|------|
| 2017 | Eugene-A | .248 | 41 | 153 | 20 | 38 | 12 | 1 | 1 | 16 | 0 | 3 | 2 | 13 | 43 | 6-3 | 3 | .310 | .359 |

Josue Huma – Infielder

FULL NAME: Josue Huma (Almonte) **BATS:** Switch **THROWS:** Right **HEIGHT:** 6-1 **WEIGHT:** 175
OPENING DAY AGE: 18 **BORN:** 3/17/00 in San Francisco De Macoris, Duarte, D.R. **RESIDENCE:** Pimentel, Duarte, D.R.

HOW ACQUIRED: Signed by Cubs as a non-drafted free agent 10/23/16 (scouts: Gian Guzman, Jose Serra and Louie Eljaua)

| YEAR | TEAM | AVG | G | AB | R | H | 2B | 3B | HR | RBI | SH | SF | HP | BB | SO | SB-CS | E | OBP | SLG |
|------|--------------|------|----|-----|----|----|----|----|----|-----|----|----|----|----|----|-------|----|------|------|
| 2017 | DSL Cubs 2-R | .238 | 64 | 248 | 41 | 59 | 4 | 7 | 1 | 24 | 0 | 2 | 1 | 29 | 28 | 20-5 | 19 | .318 | .323 |

Widimer Joaquin – Infielder

FULL NAME: Widimer Joaquin (Aquino) **BATS:** Right **THROWS:** Right **HEIGHT:** 6-2 **WEIGHT:** 180
OPENING DAY AGE: 17, turns 18 on September 8 **BORN:** 9/8/00 in Santo Domingo, D.R. **RESIDENCE:** Santo Domingo, D.R.

HOW ACQUIRED: Signed by Cubs as a non-drafted free agent 7/27/17 (scouts: Miguel Diaz & Gian Guzman)

| YEAR | TEAM | AVG | G | AB | R | H | 2B | 3B | HR | RBI | SH | SF | HP | BB | SO | SB-CS | E | OBP | SLG |
|------|------|-----|---|----|---|---|----|----|----|-----|----|----|----|----|----|-------|---|-----|-----|
| 2017 | — | | | | | | | | | | | | | | | | | | |

Jose Jules – Outfielder

FULL NAME: Jose Manuel Jules (Ciprian) **BATS:** Right **THROWS:** Right **HEIGHT:** 6-2 **WEIGHT:** 170
OPENING DAY AGE: 20 **BORN:** 10/13/97 in San Pedro De Macoris, D.R. **RESIDENCE:** San Pedro De Macoris, D.R.

HOW ACQUIRED: Signed by Cubs as a non-drafted free agent 7/3/14 (scouts: Marino Encarnacion, Gian Guzman and Jose Serra)

| YEAR | TEAM | AVG | G | AB | R | H | 2B | 3B | HR | RBI | SH | SF | HP | BB | SO | SB-CS | E | OBP | SLG |
|----------------------------|--------------|-------------|------------|------------|-----------|------------|-----------|----------|----------|-----------|----------|----------|----------|-----------|------------|--------------|-----------|-------------|-------------|
| 2015 | DSL Cubs-R | .218 | 52 | 174 | 22 | 38 | 4 | 1 | 1 | 11 | 1 | 1 | 2 | 17 | 53 | 11-3 | 5 | .294 | .270 |
| 2016 | DSL Cubs-R | .224 | 49 | 170 | 18 | 38 | 7 | 3 | 1 | 12 | 1 | 2 | 3 | 12 | 46 | 18-4 | 3 | .283 | .318 |
| 2017 | DSL Cubs 1-R | .216 | 55 | 171 | 26 | 37 | 4 | 2 | 2 | 14 | 3 | 0 | 3 | 28 | 28 | 14-5 | 6 | .337 | .298 |
| MINOR LEAGUE TOTALS | | .219 | 156 | 515 | 66 | 113 | 15 | 6 | 4 | 37 | 5 | 3 | 8 | 57 | 127 | 43-12 | 14 | .305 | .295 |

Fernando Kelli – Outfielder

FULL NAME: Fernando Luis Kelli (Villasmil) **BATS:** Right **THROWS:** Right **HEIGHT:** 5-10 **WEIGHT:** 155

OPENING DAY AGE: 19, turns 20 on July 28 **BORN:** 7/28/98 in Puerto Cabello, Venezuela **RESIDENCE:** Puerto Cabello, Venezuela

HOW ACQUIRED: Signed by Cubs as a non-drafted free agent 1/26/16 (scout: Carlos Figueroa)

| YEAR | TEAM | AVG | G | AB | R | H | 2B | 3B | HR | RBI | SH | SF | HP | BB | SO | SB-CS | E | OBP | SLG |
|----------------------------|----------------|-------------|------------|------------|-----------|------------|-----------|----------|----------|-----------|----------|----------|-----------|-----------|-----------|--------------|----------|-------------|-------------|
| 2016 | – DSL Cubs 2-R | .240 | 44 | 150 | 18 | 36 | 1 | 0 | 0 | 8 | 0 | 0 | 5 | 15 | 40 | 23-11 | 3 | .329 | .247 |
| 2017 | – DSL Cubs 1-R | .320 | 67 | 244 | 61 | 78 | 11 | 5 | 3 | 39 | 1 | 8 | 20 | 37 | 53 | 58-15 | 5 | .437 | .443 |
| MINOR LEAGUE TOTALS | | .289 | 111 | 394 | 79 | 114 | 12 | 5 | 3 | 47 | 1 | 8 | 25 | 52 | 93 | 81-26 | 8 | .399 | .368 |

Ryan Kellogg – Pitcher

FULL NAME: Ryan Andrew Kellogg **BATS:** Right **THROWS:** Left **HEIGHT:** 6-6 **WEIGHT:** 230

OPENING DAY AGE: 24 **BORN:** 2/4/94 in Whitby, Ontario, Canada **RESIDENCE:** Whitby, Ontario, Canada

SCHOOL: Attended Arizona State University ... graduated from Henry Street High School in Whitby, Ontario

HOW ACQUIRED: Selected by Cubs in fifth round of 2015 draft (scout: Steve McFarland)

NOTES: 2017 – On disabled list April 6-26 (left shoulder sprain) and July 20-30 (left calf strain) ... **COLLEGE** – Named First Team All-Pac-12 three times in his career ... led the Sun Devils in wins for three consecutive seasons ... named a two-time Pac-12 All-Academic honorable mention

| YEAR | TEAM | W-L | ERA | G | GS | CG | SHO | SV | IP | H | R | ER | HR | HB | BB | SO | WP | BK |
|----------------------------|------------------|--------------|-------------|-----------|-----------|----------|----------|----------|--------------|------------|------------|------------|-----------|----------|-----------|------------|-----------|----------|
| 2015 | – Eugene-A | 0-1 | 4.98 | 10 | 9 | 0 | 0 | 0 | 21.2 | 27 | 14 | 12 | 1 | 1 | 8 | 14 | 5 | 0 |
| 2016 | – South Bend-A | 9-7 | 3.03 | 24 | 23 | 1 | 0 | 0 | 130.2 | 115 | 51 | 44 | 8 | 5 | 26 | 107 | 8 | 0 |
| 2017 | – Myrtle Beach-A | 5-7 | 5.12 | 23 | 20 | 1 | 0 | 0 | 103.2 | 124 | 69 | 59 | 15 | 3 | 28 | 53 | 5 | 0 |
| MINOR LEAGUE TOTALS | | 14-15 | 4.04 | 57 | 52 | 2 | 0 | 0 | 256.0 | 266 | 134 | 115 | 24 | 9 | 62 | 174 | 18 | 0 |

Brendan King – Pitcher

FULL NAME: Brendan King **BATS:** Right **THROWS:** Right **HEIGHT:** 6-0 **WEIGHT:** 205

OPENING DAY AGE: 23, turns 24 on July 8 **BORN:** 7/8/94 in Brookline, MA **RESIDENCE:** Brookline, MA

SCHOOL: Attended College of the Holy Cross (Mass.) ... graduated from Rivers School in Weston, Mass.

HOW ACQUIRED: Selected by Cubs in 20th round of 2017 draft (scout: Matt Sherman)

NOTES: **COLLEGE** – Was a First-Team All-Patriot League selection in 2015 and 2016 ... helped Holy Cross win the Patriot League in the 2017 season

| YEAR | TEAM | W-L | ERA | G | GS | CG | SHO | SV | IP | H | R | ER | HR | HB | BB | SO | WP | BK |
|------|----------|-----|------|---|----|----|-----|----|------|----|---|----|----|----|----|----|----|----|
| 2017 | – Mesa-R | 0-0 | 2.82 | 9 | 4 | 0 | 0 | 0 | 22.1 | 23 | 9 | 7 | 0 | 3 | 5 | 28 | 4 | 0 |

Kwangmin Kwon – Outfielder

FULL NAME: Kwangmin Kwon **BATS:** Left **THROWS:** Left **HEIGHT:** 6-2 **WEIGHT:** 210

OPENING DAY AGE: 20 **BORN:** 12/12/97 in Seoul, South Korea **RESIDENCE:** Seoul, South Korea

HOW ACQUIRED: Signed by Cubs as a non-drafted free agent 8/7/15 (scouts: Min Kyu Sung and Louie Eljaua)

| YEAR | TEAM | AVG | G | AB | R | H | 2B | 3B | HR | RBI | SH | SF | HP | BB | SO | SB-CS | E | OBP | SLG |
|----------------------------|------------|-------------|-----------|------------|-----------|-----------|----------|----------|----------|-----------|----------|----------|----------|-----------|-----------|------------|----------|-------------|-------------|
| 2016 | – Mesa-R | .267 | 9 | 30 | 4 | 8 | 2 | 0 | 0 | 1 | 0 | 0 | 1 | 3 | 10 | 1-0 | 0 | .353 | .333 |
| 2017 | – Eugene-A | .207 | 24 | 92 | 9 | 19 | 2 | 1 | 2 | 10 | 0 | 1 | 0 | 8 | 43 | 2-0 | 0 | .267 | .315 |
| | – Mesa-R | .169 | 25 | 71 | 10 | 12 | 3 | 1 | 0 | 2 | 1 | 0 | 3 | 7 | 24 | 1-1 | 2 | .272 | .239 |
| MINOR LEAGUE TOTALS | | .202 | 58 | 193 | 23 | 39 | 7 | 2 | 2 | 13 | 1 | 1 | 4 | 18 | 77 | 4-1 | 2 | .282 | .290 |

Rollie Lacy – Pitcher

FULL NAME: Rollin Lee Lacy **BATS:** Right **THROWS:** Right **HEIGHT:** 6-4 **WEIGHT:** 200

OPENING DAY AGE: 22, turns 23 on July 17 **BORN:** 7/17/95 in Dallas, TX **RESIDENCE:** Minnetrista, MN

SCHOOL: Attended Creighton University (Neb.) ... graduated from Holy Family Catholic High School in Victoria, Minn.

HOW ACQUIRED: Selected by Cubs in 11th round of 2017 draft (scout: Ty Nichols)

NOTES: **COLLEGE** – Named a three-time All-Big East First Team selection ... posted a 20-5 record with a 2.80 ERA in 49 career games ... **HIGH SCHOOL** – As a senior, posted a 0.00 ERA on the mound (34.0 IP), earning Minnesota First-Team All-State honors

| YEAR | TEAM | W-L | ERA | G | GS | CG | SHO | SV | IP | H | R | ER | HR | HB | BB | SO | WP | BK |
|----------------------------|------------|------------|-------------|-----------|----------|----------|----------|----------|-------------|-----------|-----------|----------|----------|----------|----------|-----------|----------|----------|
| 2017 | – Mesa-R | 1-1 | 0.92 | 8 | 0 | 0 | 0 | 1 | 19.2 | 13 | 7 | 2 | 1 | 1 | 2 | 17 | 3 | 0 |
| | – Eugene-A | 0-2 | 5.59 | 3 | 1 | 0 | 0 | 1 | 9.2 | 11 | 6 | 6 | 0 | 0 | 2 | 10 | 0 | 0 |
| MINOR LEAGUE TOTALS | | 1-3 | 2.45 | 11 | 1 | 0 | 0 | 2 | 29.1 | 24 | 13 | 8 | 1 | 1 | 4 | 27 | 3 | 0 |

Alex Lange – Pitcher

FULL NAME: Alexander Craig Lange **BATS:** Right **THROWS:** Right **HEIGHT:** 6-4 **WEIGHT:** 200

OPENING DAY AGE: 22 **BORN:** 10/2/95 in Riverside, CA **RESIDENCE:** Lee's Summit, MO

SCHOOL: Attended Louisiana State University ... graduated from Lee's Summit West High School (Missouri)

HOW ACQUIRED: Selected by Cubs in first round (30th pick) of 2017 draft (scout: Kevin Ellis)

NOTES: 2018 – Ranked as the organization's fifth-best prospect by *Baseball America* entering the season ... **COLLEGE** – Named a second-team All-American in 2017 and a first-team All-American and National Freshman Pitcher of the Year in 2015 ... **HIGH SCHOOL** – Named the 2014 Missouri Gatorade Player of the Year

| YEAR | TEAM | W-L | ERA | G | GS | CG | SHO | SV | IP | H | R | ER | HR | HB | BB | SO | WP | BK |
|------|------------|-----|------|---|----|----|-----|----|-----|---|---|----|----|----|----|----|----|----|
| 2017 | – Eugene-A | 0-1 | 4.82 | 4 | 4 | 0 | 0 | 0 | 9.1 | 9 | 6 | 5 | 0 | 1 | 3 | 13 | 0 | 0 |

Vimael Machin – Infielder

FULL NAME: Vimael Machin Soto **BATS:** Left **THROWS:** Right **HEIGHT:** 5-11 **WEIGHT:** 185
OPENING DAY AGE: 24 **BORN:** 9/25/93 in Humacao, Puerto Rico **RESIDENCE:** San Lorenzo, Puerto Rico

SCHOOL: Graduated from Virginia Commonwealth University ... attended Puerto Rico's Baseball Academy High School

HOW ACQUIRED: Selected by Cubs in 10th round of 2015 draft (scout: Billy Swoope)

NOTES: **COLLEGE** — Led the team with a .339 batting average and 53 RBI in 2015 ... was named most outstanding player at the 2015 NCAA regional in Dallas, Texas

| YEAR | TEAM | AVG | G | AB | R | H | 2B | 3B | HR | RBI | SH | SF | HP | BB | SO | SB-CS | E | OBP | SLG |
|----------------------------|----------------|-------------|------------|------------|-----------|------------|-----------|----------|-----------|-----------|----------|----------|----------|-----------|------------|-------------|-----------|-------------|-------------|
| 2015 | Eugene-A | .188 | 11 | 32 | 2 | 6 | 2 | 0 | 0 | 3 | 0 | 0 | 2 | 1 | 6 | 1-1 | 2 | .257 | .250 |
| | South Bend-A | .177 | 33 | 113 | 9 | 20 | 4 | 0 | 0 | 7 | 0 | 1 | 0 | 15 | 20 | 1-0 | 4 | .271 | .212 |
| 2016 | Iowa-AAA | .278 | 14 | 18 | 7 | 5 | 0 | 0 | 0 | 1 | 0 | 0 | 7 | 4 | 0-1 | 1 | .480 | .278 | |
| | Eugene-A | .429 | 4 | 14 | 2 | 6 | 0 | 0 | 0 | 5 | 0 | 2 | 0 | 3 | 2 | 2-0 | 2 | .474 | .429 |
| | South Bend-A | .243 | 31 | 103 | 11 | 25 | 6 | 0 | 0 | 11 | 2 | 0 | 2 | 13 | 23 | 3-0 | 2 | .339 | .301 |
| 2017 | South Bend-A | .320 | 72 | 272 | 46 | 87 | 17 | 1 | 10 | 57 | 6 | 3 | 0 | 24 | 33 | 4-2 | 11 | .371 | .500 |
| | Myrtle Beach-A | .274 | 45 | 157 | 19 | 43 | 6 | 0 | 1 | 15 | 0 | 0 | 0 | 16 | 31 | 0-2 | 2 | .341 | .331 |
| MINOR LEAGUE TOTALS | | .271 | 210 | 709 | 96 | 192 | 35 | 1 | 11 | 99 | 8 | 6 | 4 | 79 | 119 | 11-6 | 24 | .345 | .370 |

Mark Malave – Pitcher

FULL NAME: Mark Eckersley Malave **BATS:** Switch **THROWS:** Right **HEIGHT:** 6-3 **WEIGHT:** 185
OPENING DAY AGE: 23 **BORN:** 1/5/95 in Caracas, Distrito Capital, Venezuela **RESIDENCE:** Santa Teresa del Tuy, Miranda, Venezuela

HOW ACQUIRED: Signed by Cubs as a non-drafted free agent 7/2/11 (scout: Hector Ortega)

NOTES: Originally signed as an infielder and batted .248 (119-for-479) with 25 doubles in 141 minor league games from 2012-2014 ... was converted to a pitcher prior to the 2015 campaign

| YEAR | TEAM | W-L | ERA | G | GS | CG | SHO | SV | IP | H | R | ER | HR | HB | BB | SO | WP | BK |
|----------------------------|--------------|------------|-------------|-----------|----------|----------|----------|-----------|-------------|-----------|-----------|-----------|----------|----------|-----------|-----------|----------|----------|
| 2015 | Mesa-R | 1-1 | 0.82 | 8 | 0 | 0 | 0 | 2 | 11.0 | 5 | 1 | 1 | 0 | 0 | 2 | 14 | 1 | 1 |
| | Eugene-A | 0-1 | 5.87 | 5 | 0 | 0 | 0 | 1 | 7.2 | 6 | 6 | 5 | 0 | 0 | 5 | 8 | 2 | 0 |
| 2016 | Eugene-A | 0-1 | 3.81 | 21 | 0 | 0 | 0 | 8 | 26.0 | 22 | 13 | 11 | 2 | 0 | 13 | 33 | 3 | 0 |
| | South Bend-A | 0-0 | 0.00 | 3 | 0 | 0 | 0 | 1 | 3.0 | 3 | 0 | 0 | 0 | 0 | 1 | 1 | 0 | 0 |
| 2017 | Eugene-A | 0-0 | 2.25 | 3 | 0 | 0 | 0 | 0 | 4.0 | 3 | 1 | 1 | 0 | 0 | 1 | 4 | 0 | 0 |
| | South Bend-A | 1-2 | 2.76 | 18 | 0 | 0 | 0 | 2 | 32.2 | 32 | 11 | 10 | 2 | 0 | 12 | 36 | 0 | 0 |
| MINOR LEAGUE TOTALS | | 2-5 | 2.99 | 58 | 0 | 0 | 0 | 14 | 84.1 | 71 | 32 | 28 | 4 | 0 | 34 | 96 | 6 | 1 |

Brayan Mancilla – Catcher

FULL NAME: Brayan Abraham Mancilla (Arangure) **BATS:** Right **THROWS:** Right **HEIGHT:** 5-11 **WEIGHT:** 185
OPENING DAY AGE: 18 **BORN:** 10/28/99 in Ciudad Bolivar, Venezuela **RESIDENCE:** Ciudad Bolivar, Venezuela

HOW ACQUIRED: Signed by Cubs as a non-drafted free agent 12/14/17 (scouts: Alejandro Peña, Gian Guzman and Jose Serra)

| YEAR | TEAM | AVG | G | AB | R | H | 2B | 3B | HR | RBI | SH | SF | HP | BB | SO | SB-CS | E | OBP | SLG |
|------|------|-----|---|----|---|---|----|----|----|-----|----|----|----|----|----|-------|---|-----|-----|
| 2017 | | | | | | | | | | | | | | | | | | | |

WILL MAKE DEBUT IN 2018

Ervis Marchan – Outfielder

FULL NAME: Ervis Joel Marchan (Salvatierra) **BATS:** Left **THROWS:** Left **HEIGHT:** 5-11 **WEIGHT:** 175
OPENING DAY AGE: 18, turns 19 on August 16 **BORN:** 8/16/99 in Aragua, Venezuela **RESIDENCE:** Aragua, Venezuela

HOW ACQUIRED: Signed by Cubs as a non-drafted free agent 3/15/17 (scout: Hector Ortega)

| YEAR | TEAM | AVG | G | AB | R | H | 2B | 3B | HR | RBI | SH | SF | HP | BB | SO | SB-CS | E | OBP | SLG |
|------|--------------|------|----|----|----|----|----|----|----|-----|----|----|----|----|----|-------|---|------|------|
| 2017 | DSL Cubs 1-R | .184 | 23 | 76 | 10 | 14 | 4 | 0 | 0 | 6 | 1 | 2 | 0 | 7 | 11 | 2-2 | 0 | .247 | .237 |

Brad Markey – Pitcher

FULL NAME: Bradley Stephen Markey **BATS:** Right **THROWS:** Right **HEIGHT:** 5-10 **WEIGHT:** 185
OPENING DAY AGE: 26 **BORN:** 3/3/92 in Baltimore, MD **RESIDENCE:** Bel Air, MD

SCHOOL: Attended Virginia Tech (2013-14), Santa Fe College (2012) and Georgia Tech (2011) ... graduated from C. Milton Wright (Md.) High School

HOW ACQUIRED: Selected by Cubs in 19th round of 2014 draft (scout: Billy Swoope)

NOTES: **2016** — Named a Southern League mid-season All-Star, posting a 2.41 ERA before the Break ... **2015** — Named Cubs Minor League Pitcher of the Month for July after going 3-0 with a 1.26 ERA in five games ... earned Pitcher of the Week honors, August 31-September 7 ... **COLLEGE** — Two-time All-ACC Academic Team in 2013 and 2014 ... his 3.30 strikeout-to-walk ratio ranks second in VT history ... led team in ERA (3.61), innings pitched (82.1) and strikeouts (57) in 2014

| YEAR | TEAM | W-L | ERA | G | GS | CG | SHO | SV | IP | H | R | ER | HR | HB | BB | SO | WP | BK |
|----------------------------|----------------|--------------|-------------|------------|-----------|----------|----------|----------|--------------|------------|------------|-----------|-----------|-----------|-----------|------------|----------|----------|
| 2014 | Mesa-R | 0-0 | 4.50 | 2 | 0 | 0 | 0 | 0 | 2.0 | 2 | 1 | 1 | 0 | 0 | 0 | 2 | 0 | 0 |
| | Boise-A | 1-1 | 3.00 | 13 | 0 | 0 | 0 | 2 | 27.0 | 26 | 9 | 9 | 3 | 0 | 5 | 27 | 2 | 0 |
| 2015 | South Bend-A | 0-0 | 2.48 | 12 | 1 | 0 | 0 | 2 | 29.0 | 24 | 9 | 8 | 0 | 1 | 4 | 23 | 1 | 0 |
| | Myrtle Beach-A | 7-0 | 1.15 | 9 | 8 | 0 | 0 | 0 | 55.0 | 35 | 7 | 7 | 1 | 0 | 6 | 40 | 0 | 1 |
| 2016 | Tennessee-AA | 8-7 | 3.17 | 26 | 23 | 1 | 0 | 0 | 130.2 | 129 | 56 | 46 | 13 | 7 | 45 | 65 | 1 | 0 |
| 2017 | Tennessee-AA | 2-1 | 3.08 | 34 | 2 | 0 | 0 | 1 | 61.1 | 62 | 23 | 21 | 6 | 4 | 13 | 59 | 2 | 0 |
| | Iowa-AAA | 0-1 | 2.04 | 6 | 1 | 0 | 0 | 0 | 17.2 | 14 | 6 | 4 | 3 | 1 | 1 | 14 | 0 | 0 |
| MINOR LEAGUE TOTALS | | 18-10 | 2.68 | 102 | 35 | 1 | 0 | 5 | 322.2 | 292 | 111 | 96 | 26 | 13 | 74 | 230 | 6 | 1 |

Brailyn Marquez – Pitcher

FULL NAME: Brailyn Marquez (Maldonado) **BATS:** Left **THROWS:** Left **HEIGHT:** 6-4 **WEIGHT:** 185
OPENING DAY AGE: 19 **BORN:** 1/30/99 in Santo Domingo, D.R. **RESIDENCE:** Miches, El Seibo, D.R.

HOW ACQUIRED: Signed by Cubs as a non-drafted free agent 8/23/15 (scouts: Marino Encarnacion, Jose Serra and Louie Eljaua)

| YEAR | TEAM | W-L | ERA | G | GS | CG | SHO | SV | IP | H | R | ER | HR | HB | BB | SO | WP | BK |
|----------------------------|----------------|------------|-------------|-----------|-----------|----------|----------|----------|-------------|-----------|-----------|-----------|----------|-----------|-----------|------------|-----------|----------|
| 2016 | – DSL Cubs 1-R | 4-2 | 1.48 | 12 | 12 | 0 | 0 | 0 | 54.2 | 44 | 24 | 9 | 1 | 6 | 23 | 48 | 13 | 3 |
| 2017 | – Mesa-R | 2-1 | 5.52 | 11 | 9 | 0 | 0 | 0 | 44.0 | 50 | 34 | 27 | 3 | 4 | 12 | 52 | 8 | 1 |
| MINOR LEAGUE TOTALS | | 6-3 | 3.28 | 23 | 21 | 0 | 0 | 0 | 98.2 | 94 | 58 | 36 | 4 | 10 | 35 | 100 | 21 | 4 |

Joe Martarano – Infielder

FULL NAME: Joseph Anthony Robert Martarano **BATS:** Right **THROWS:** Right **HEIGHT:** 6-4 **WEIGHT:** 235
OPENING DAY AGE: 23, turns 24 on July 28 **BORN:** 7/28/94 in Ontario, OR **RESIDENCE:** Fruitland, ID

SCHOOL: Attended Boise State University ... graduated from Fruitland (Idaho) High School

HOW ACQUIRED: Selected by Cubs in 22nd round of 2014 draft (scout: Scott Fairbanks)

NOTES: **COLLEGE** – Plays football at Boise State ... as a redshirt junior in 2016, appeared in nine games at linebacker, making 25 tackles ... was a four-time letterwinner in baseball in high school ... named the top baseball player in Idaho by MaxPreps.

| YEAR | TEAM | AVG | G | AB | R | H | 2B | 3B | HR | RBI | SH | SF | HP | BB | SO | SB-CS | E | OBP | SLG |
|----------------------------|----------------|--------------|-----------|------------|-----------|-----------|-----------|----------|----------|-----------|----------|----------|----------|-----------|-----------|------------|-----------|-------------|-------------|
| 2014 | – Mesa-R | .154 | 4 | 13 | 2 | 2 | 0 | 0 | 0 | 0 | 0 | 0 | 0 | 1 | 6 | 0-0 | 4 | .214 | .154 |
| 2015 | – Mesa-R | .315 | 14 | 54 | 5 | 17 | 4 | 1 | 0 | 12 | 0 | 1 | 2 | 1 | 9 | 1-0 | 2 | .345 | .426 |
| | – Eugene-A | .133 | 4 | 15 | 0 | 2 | 0 | 0 | 0 | 1 | 0 | 0 | 0 | 0 | 5 | 0-0 | 0 | .133 | .133 |
| 2016 | – | DID NOT PLAY | | | | | | | | | | | | | | | | | |
| 2017 | – Eugene-A | .340 | 15 | 50 | 3 | 17 | 2 | 0 | 1 | 9 | 0 | 1 | 1 | 8 | 14 | 2-0 | 0 | .433 | .440 |
| | – South Bend-A | .208 | 32 | 106 | 9 | 22 | 4 | 1 | 1 | 9 | 1 | 0 | 2 | 6 | 35 | 0-0 | 4 | .263 | .292 |
| MINOR LEAGUE TOTALS | | .252 | 69 | 238 | 19 | 60 | 10 | 2 | 2 | 31 | 1 | 2 | 5 | 16 | 69 | 3-0 | 10 | .310 | .336 |

Junior Marte – Pitcher

FULL NAME: Junior Antonio Marte **BATS:** Right **THROWS:** Right **HEIGHT:** 6-0 **WEIGHT:** 170
OPENING DAY AGE: 22, turns 23 on June 6 **BORN:** 6/6/95 in Puerto Plata, D.R. **RESIDENCE:** Puerto Plata, D.R.

HOW ACQUIRED: Signed by Cubs as a non-drafted free agent 9/16/13 (scouts: Carlos Reyes, Gian Guzman and Jose Serra)

| YEAR | TEAM | W-L | ERA | G | GS | CG | SHO | SV | IP | H | R | ER | HR | HB | BB | SO | WP | BK |
|----------------------------|----------------|-------------|-------------|-----------|-----------|----------|----------|----------|--------------|------------|-----------|-----------|----------|-----------|-----------|------------|-----------|----------|
| 2014 | – DSL Cubs-R | 2-2 | 3.52 | 14 | 6 | 0 | 0 | 0 | 30.2 | 24 | 19 | 12 | 0 | 6 | 25 | 27 | 12 | 0 |
| 2015 | – DSL Cubs-R | 4-1 | 1.29 | 11 | 11 | 0 | 0 | 0 | 55.2 | 33 | 9 | 8 | 0 | 13 | 16 | 68 | 7 | 1 |
| | – Mesa-R | 0-0 | 3.00 | 2 | 0 | 0 | 0 | 0 | 3.0 | 3 | 1 | 1 | 0 | 0 | 2 | 6 | 3 | 1 |
| 2016 | – Mesa-R | 0-5 | 5.77 | 12 | 5 | 0 | 0 | 0 | 34.1 | 31 | 30 | 22 | 2 | 14 | 20 | 45 | 7 | 1 |
| 2017 | – Eugene-A | 0-2 | 3.60 | 7 | 0 | 0 | 0 | 0 | 10.0 | 8 | 10 | 4 | 2 | 3 | 5 | 6 | 1 | 0 |
| | – DSL Cubs 2-R | 2-2 | 1.93 | 9 | 0 | 0 | 0 | 2 | 18.2 | 13 | 5 | 4 | 1 | 2 | 10 | 23 | 5 | 0 |
| MINOR LEAGUE TOTALS | | 8-12 | 3.01 | 55 | 22 | 0 | 0 | 2 | 152.1 | 112 | 74 | 51 | 5 | 38 | 78 | 175 | 35 | 3 |

Trey Martin – Outfielder

FULL NAME: Darien Daronthea Martin **BATS:** Right **THROWS:** Right **HEIGHT:** 6-2 **WEIGHT:** 188
OPENING DAY AGE: 25 **BORN:** 12/11/92 in Atlanta, GA **RESIDENCE:** Snellville, GA

SCHOOL: Graduated from Brookwood High School in Snellville, Ga.

HOW ACQUIRED: Selected by Cubs in 13th round of 2011 draft (scout: Keith Lockhart)

NOTES: **2018** – Signed a minor league contract with Cubs 1/11 after being declared a free agent after the 2017 season ... **2015** – Named the Minor League Baseball recipient of the 2015 Rawlings Gold Glove Award in center field ... **2013** – Missed most of the season after suffering a left shoulder dislocation in April ... **HIGH SCHOOL** – Led Brookwood High School to Georgia State Championship in 2008

| YEAR | TEAM | AVG | G | AB | R | H | 2B | 3B | HR | RBI | SH | SF | HP | BB | SO | SB-CS | E | OBP | SLG |
|----------------------------|------------------|-------------|------------|-------------|------------|------------|-----------|-----------|-----------|------------|-----------|-----------|-----------|------------|------------|--------------|----------|-------------|-------------|
| 2011 | – Mesa-R | .243 | 18 | 70 | 10 | 17 | 0 | 4 | 0 | 8 | 0 | 1 | 1 | 4 | 17 | 3-2 | 0 | .289 | .357 |
| 2012 | – Mesa-R | .448 | 7 | 29 | 5 | 13 | 5 | 1 | 0 | 6 | 0 | 0 | 2 | 3 | 2-0 | 0 | .515 | .690 | |
| | – Boise-A | .270 | 57 | 204 | 26 | 55 | 5 | 4 | 3 | 23 | 9 | 1 | 2 | 13 | 48 | 6-5 | 2 | .318 | .377 |
| 2013 | – Kane County-A | .200 | 11 | 35 | 3 | 7 | 2 | 0 | 0 | 5 | 0 | 2 | 1 | 4 | 10 | 2-3 | 1 | .286 | .257 |
| 2014 | – Kane County-A | .247 | 112 | 368 | 50 | 91 | 16 | 1 | 5 | 37 | 3 | 2 | 0 | 27 | 100 | 29-7 | 1 | .297 | .337 |
| 2015 | – South Bend-A | .250 | 16 | 72 | 11 | 18 | 5 | 2 | 0 | 8 | 0 | 0 | 0 | 2 | 19 | 6-0 | 0 | .270 | .375 |
| | – Myrtle Beach-A | .239 | 90 | 306 | 35 | 73 | 13 | 1 | 2 | 31 | 5 | 2 | 2 | 17 | 83 | 14-4 | 0 | .281 | .307 |
| 2016 | – Myrtle Beach-A | .233 | 29 | 90 | 10 | 21 | 3 | 0 | 0 | 12 | 1 | 3 | 0 | 11 | 30 | 2-1 | 0 | .308 | .267 |
| | – Tennessee-AA | .186 | 68 | 215 | 18 | 40 | 2 | 2 | 2 | 20 | 6 | 2 | 2 | 14 | 55 | 14-3 | 1 | .240 | .242 |
| 2017 | – Tennessee-AA | .265 | 84 | 317 | 29 | 84 | 17 | 2 | 5 | 35 | 1 | 1 | 6 | 12 | 89 | 6-6 | 2 | .304 | .379 |
| MINOR LEAGUE TOTALS | | .246 | 492 | 1706 | 197 | 419 | 68 | 17 | 17 | 185 | 25 | 14 | 16 | 106 | 454 | 84-31 | 7 | .294 | .335 |

Eddy Martinez – Outfielder

FULL NAME: Eddy Julio Martinez (Oliva) **BATS:** Right **THROWS:** Right **HEIGHT:** 6-1 **WEIGHT:** 195
OPENING DAY AGE: 23 **BORN:** 1/18/95 in Las Tunas, Cuba **RESIDENCE:** Las Tunas, Cuba

HOW ACQUIRED: Signed by Cubs as a non-drafted free agent 10/9/15 (scouts: Louie Eljaua, Jose Serra and Gian Guzman)

NOTES: **2017** – Tied for the team lead with 14 homers ... **2016** – Named Cubs Minor League Player of the Month for July after batting .362 with three homers and 22 RBI

| YEAR | TEAM | AVG | G | AB | R | H | 2B | 3B | HR | RBI | SH | SF | HP | BB | SO | SB-CS | E | OBP | SLG |
|----------------------------|------------------|-------------|------------|------------|------------|------------|-----------|----------|-----------|------------|----------|----------|----------|-----------|------------|--------------|----------|-------------|-------------|
| 2016 | – South Bend-A | .254 | 126 | 460 | 72 | 117 | 24 | 2 | 10 | 67 | 0 | 3 | 4 | 50 | 113 | 8-5 | 5 | .331 | .380 |
| 2017 | – Myrtle Beach-A | .244 | 127 | 464 | 59 | 113 | 11 | 2 | 14 | 61 | 0 | 2 | 5 | 31 | 78 | 6-6 | 2 | .297 | .366 |
| MINOR LEAGUE TOTALS | | .249 | 253 | 924 | 131 | 230 | 35 | 4 | 24 | 128 | 0 | 5 | 9 | 81 | 191 | 14-11 | 7 | .314 | .373 |

Marcus Mastrobuoni – Catcher

FULL NAME: Marcus Allen Mastrobuoni **BATS:** Right **THROWS:** Right **HEIGHT:** 5-11 **WEIGHT:** 205
OPENING DAY AGE: 24 **BORN:** 11/28/93 in San Ramon, CA **RESIDENCE:** Livermore, CA

SCHOOL: Attended Cal State University Stanislaus ... graduated from Granada (Calif.) High School

HOW ACQUIRED: Selected by Cubs in 25th round of 2015 draft (scout: Gabe Zappin)

NOTES: **COLLEGE** – Named to the 2015 ABCA/Rawlings All-Region First Team and honorable mention NCBWA All-Region ... posted a .357 average and led the club with 30 RBI in 2015.

| YEAR | TEAM | AVG | G | AB | R | H | 2B | 3B | HR | RBI | SH | SF | HP | BB | SO | SB-CS | E | OBP | SLG |
|----------------------------|------------|-------------|-----------|------------|-----------|-----------|-----------|----------|----------|-----------|----------|----------|----------|-----------|-----------|------------|-----------|-------------|-------------|
| 2015 | – Mesa-R | .159 | 16 | 44 | 4 | 7 | 1 | 0 | 0 | 2 | 1 | 1 | 1 | 6 | 3 | 0-0 | 2 | .269 | .182 |
| 2016 | – Eugene-A | .227 | 39 | 132 | 21 | 30 | 6 | 1 | 3 | 19 | 1 | 3 | 1 | 17 | 19 | 2-1 | 3 | .314 | .356 |
| 2017 | – Mesa-R | .308 | 41 | 133 | 25 | 41 | 13 | 0 | 6 | 22 | 0 | 2 | 0 | 19 | 18 | 1-1 | 5 | .390 | .541 |
| MINOR LEAGUE TOTALS | | .252 | 96 | 309 | 50 | 78 | 20 | 1 | 9 | 43 | 2 | 6 | 2 | 42 | 40 | 3-2 | 10 | .340 | .411 |

Fidel Matos – Outfielder

FULL NAME: Fidel Malik Matos (Diaz) **BATS:** Right **THROWS:** Right **HEIGHT:** 6-0 **WEIGHT:** 200
OPENING DAY AGE: 23 **BORN:** 2/6/95 in Ocumare de la Costa, Venezuela **RESIDENCE:** Ocumare de la Costa, Venezuela

HOW ACQUIRED: Signed by Cubs as a non-drafted free agent 5/13/14 (scout: Hector Ortega, Rafael Jimenez)

| YEAR | TEAM | AVG | G | AB | R | H | 2B | 3B | HR | RBI | SH | SF | HP | BB | SO | SB-CS | E | OBP | SLG |
|----------------------------|----------------|-------------|------------|------------|-----------|------------|-----------|----------|-----------|-----------|----------|----------|-----------|-----------|------------|--------------|-----------|-------------|-------------|
| 2014 | – VSL Cubs-R | .250 | 34 | 96 | 8 | 24 | 4 | 0 | 1 | 9 | 0 | 0 | 1 | 8 | 27 | 4-2 | 1 | .314 | .323 |
| 2015 | – VSL Cubs-R | .247 | 51 | 174 | 18 | 43 | 9 | 2 | 4 | 19 | 1 | 0 | 4 | 19 | 42 | 5-2 | 5 | .335 | .391 |
| 2016 | – DSL Cubs 2-R | .217 | 46 | 143 | 15 | 31 | 2 | 2 | 3 | 23 | 0 | 3 | 4 | 17 | 22 | 2-6 | 4 | .311 | .322 |
| 2017 | – DSL Cubs 2-R | .381 | 7 | 21 | 2 | 8 | 2 | 0 | 0 | 2 | 0 | 0 | 0 | 2 | 3 | 0-0 | 1 | .435 | .476 |
| | – DSL Cubs 1-R | .265 | 45 | 151 | 17 | 40 | 5 | 2 | 4 | 25 | 0 | 3 | 6 | 8 | 28 | 1-4 | 7 | .321 | .404 |
| MINOR LEAGUE TOTALS | | .250 | 183 | 585 | 60 | 146 | 22 | 6 | 12 | 78 | 1 | 6 | 15 | 54 | 122 | 12-14 | 18 | .326 | .369 |

Hector Matos – Pitcher

FULL NAME: Hector Andres Matos (Reyes) **BATS:** Right **THROWS:** Right **HEIGHT:** 6-0 **WEIGHT:** 175
OPENING DAY AGE: 19 **BORN:** 9/25/98 in Santo Domingo, D.R. **RESIDENCE:** Santo Domingo, D.R.

HOW ACQUIRED: Signed by Cubs as a non-drafted free agent 8/23/15 (scouts: Carlos Reyes, Jose Serra and Louie Ejajua)

| YEAR | TEAM | W-L | ERA | G | GS | CG | SHO | SV | IP | H | R | ER | HR | HB | BB | SO | WP | BK |
|------|----------------|-----|------|---|----|----|-----|----|------|----|---|----|----|----|----|----|----|----|
| 2017 | – DSL Cubs 1-R | 2-0 | 1.48 | 7 | 4 | 0 | 0 | 0 | 24.1 | 14 | 6 | 4 | 0 | 2 | 4 | 19 | 3 | 0 |

Ryan McNeil – Pitcher

FULL NAME: Ryan Tyler McNeil **BATS:** Right **THROWS:** Right **HEIGHT:** 6-3 **WEIGHT:** 210
OPENING DAY AGE: 24 **BORN:** 2/1/94 in Santa Barbara, CA **RESIDENCE:** Nipomo, CA

SCHOOL: Graduated from Nipomo (Calif.) High School

HOW ACQUIRED: Selected by Cubs in third round of 2012 draft (scout: Tom Meyers)

NOTES: **2017** – Limited to 28 games due to back, elbow and hip injuries ... **2013** – Underwent Tommy John surgery on his right elbow, May 17 ... **HIGH SCHOOL** – Was a participant in the Area Code Games in Long Beach and the Perfect Game All-American in San Diego ... became the first San Luis Obispo County high school player to be drafted in the first four rounds since 2005 (Scott Blue, drafted by Red Sox) ... had signed a National Letter of Intent to play at Long Beach State prior to signing with Cubs

| YEAR | TEAM | W-L | ERA | G | GS | CG | SHO | SV | IP | H | R | ER | HR | HB | BB | SO | WP | BK | |
|----------------------------|------------------|-------------------------|-------------|------------|----------|----------|----------|-----------|--------------|------------|-----------|-----------|-----------|----------|-----------|------------|-----------|----------|--|
| 2012 | – Mesa-R | 1-0 | 1.35 | 8 | 6 | 0 | 0 | 0 | 20.0 | 19 | 3 | 3 | 1 | 1 | 10 | 18 | 2 | 0 | |
| 2013 | – | INJURED – DID NOT PITCH | | | | | | | | | | | | | | | | | |
| 2014 | – Boise-A | 0-5 | 8.44 | 8 | 0 | 0 | 0 | 0 | 16.0 | 20 | 16 | 15 | 6 | 1 | 10 | 12 | 4 | 0 | |
| 2015 | – South Bend-A | 3-3 | 2.80 | 32 | 1 | 0 | 0 | 2 | 61.0 | 60 | 27 | 19 | 3 | 3 | 24 | 57 | 2 | 0 | |
| 2016 | – Myrtle Beach-A | 1-1 | 2.33 | 44 | 0 | 0 | 0 | 22 | 54.0 | 46 | 15 | 14 | 4 | 1 | 21 | 61 | 3 | 1 | |
| 2017 | – Tennessee-AA | 1-3 | 5.79 | 28 | 0 | 0 | 0 | 3 | 28.0 | 29 | 23 | 18 | 3 | 3 | 20 | 32 | 3 | 0 | |
| MINOR LEAGUE TOTALS | | 6-12 | 3.47 | 120 | 7 | 0 | 0 | 27 | 179.0 | 174 | 84 | 69 | 17 | 9 | 85 | 180 | 14 | 1 | |

Ivan Medina – Pitcher

FULL NAME: Ivan Alexander Medina (Garcia) **BATS:** Right **THROWS:** Right **HEIGHT:** 6-3 **WEIGHT:** 180
OPENING DAY AGE: 22 **BORN:** 2/26/96 in Santa Catalina, Venezuela **RESIDENCE:** Nueva Esparta, Venezuela

HOW ACQUIRED: Signed by Cubs as a non-drafted free agent 5/13/14 (scout: Hector Ortega)

| YEAR | TEAM | W-L | ERA | G | GS | CG | SHO | SV | IP | H | R | ER | HR | HB | BB | SO | WP | BK |
|----------------------------|----------------|------------|-------------|-----------|----------|----------|----------|----------|-------------|------------|-----------|-----------|----------|----------|-----------|-----------|-----------|----------|
| 2014 | – VSL Cubs-R | 0-1 | 9.75 | 9 | 0 | 0 | 0 | 0 | 12.0 | 25 | 19 | 13 | 1 | 2 | 5 | 7 | 3 | 3 |
| 2015 | – VSL Cubs-R | 0-0 | 0.00 | 2 | 2 | 0 | 0 | 0 | 8.0 | 6 | 0 | 0 | 0 | 0 | 3 | 4 | 0 | 1 |
| 2016 | – DSL Cubs 2-R | 4-0 | 4.30 | 14 | 0 | 0 | 0 | 2 | 29.1 | 34 | 16 | 14 | 0 | 3 | 17 | 14 | 2 | 0 |
| 2017 | – DSL Cubs 2-R | 3-0 | 2.05 | 12 | 0 | 0 | 0 | 3 | 30.2 | 20 | 8 | 7 | 1 | 1 | 8 | 32 | 10 | 0 |
| | – Mesa-R | 0-4 | 3.86 | 9 | 0 | 0 | 0 | 4 | 14.0 | 21 | 8 | 6 | 0 | 3 | 2 | 15 | 4 | 0 |
| MINOR LEAGUE TOTALS | | 7-5 | 3.83 | 46 | 2 | 0 | 0 | 9 | 94.0 | 106 | 51 | 40 | 2 | 9 | 35 | 72 | 19 | 4 |

Fidel Mejia – Infielder

FULL NAME: Fidel Mejia (Severino) **BATS:** Switch **THROWS:** Right **HEIGHT:** 5-11 **WEIGHT:** 160
OPENING DAY AGE: 19, turns 20 on August 30 **BORN:** 8/30/98 in Azua, D.R. **RESIDENCE:** Azua, D.R.

HOW ACQUIRED: Signed by Cubs as a non-drafted free agent 9/2/14 (scouts: Valerio Heredia, Gian Guzman and Jose Serra)

| YEAR | TEAM | AVG | G | AB | R | H | 2B | 3B | HR | RBI | SH | SF | HP | BB | SO | SB-CS | E | OBP | SLG |
|----------------------------|----------------|-------------|------------|------------|-----------|------------|-----------|----------|----------|-----------|----------|----------|----------|-----------|-----------|--------------|-----------|-------------|-------------|
| 2015 | – DSL Cubs-R | .275 | 37 | 142 | 21 | 39 | 4 | 2 | 0 | 13 | 1 | 0 | 0 | 19 | 27 | 6-3 | 20 | .360 | .331 |
| 2016 | – DSL Cubs 2-R | .321 | 41 | 156 | 27 | 50 | 9 | 0 | 0 | 16 | 2 | 3 | 1 | 14 | 29 | 9-5 | 10 | .374 | .378 |
| 2017 | – Mesa-R | .214 | 36 | 117 | 16 | 25 | 6 | 1 | 0 | 12 | 1 | 1 | 3 | 10 | 25 | 2-2 | 12 | .290 | .282 |
| MINOR LEAGUE TOTALS | | .275 | 114 | 415 | 64 | 114 | 19 | 3 | 0 | 41 | 4 | 4 | 4 | 43 | 81 | 17-10 | 42 | .345 | .335 |

Rafael Mejia – Infielder

FULL NAME: Rafael Mejia (Solano) **BATS:** Right **THROWS:** Right **HEIGHT:** 6-1 **WEIGHT:** 195
OPENING DAY AGE: 20 **BORN:** 12/12/97 in Hato Mayor, D.R. **RESIDENCE:** Hato Mayor, D.R.

HOW ACQUIRED: Signed by Cubs as a non-drafted free agent 8/28/14 (scouts: Marino Encarnacion, Gian Guzman and Jose Serra)

| YEAR | TEAM | AVG | G | AB | R | H | 2B | 3B | HR | RBI | SH | SF | HP | BB | SO | SB-CS | E | OBP | SLG |
|----------------------------|--------------|-------------|------------|------------|-----------|-----------|-----------|----------|-----------|-----------|----------|----------|----------|-----------|-----------|-------------|-----------|-------------|-------------|
| 2015 | – DSL Cubs-R | .263 | 54 | 194 | 28 | 51 | 12 | 0 | 4 | 30 | 0 | 3 | 7 | 31 | 45 | 9-3 | 22 | .379 | .387 |
| 2016 | – Mesa-R | .203 | 36 | 128 | 11 | 26 | 6 | 1 | 2 | 10 | 0 | 1 | 1 | 3 | 34 | 0-0 | 20 | .226 | .313 |
| 2017 | – Mesa-R | .209 | 25 | 86 | 7 | 18 | 3 | 1 | 4 | 8 | 0 | 0 | 1 | 4 | 20 | 2-1 | 2 | .253 | .407 |
| MINOR LEAGUE TOTALS | | .233 | 115 | 408 | 46 | 95 | 21 | 2 | 10 | 48 | 0 | 4 | 9 | 38 | 99 | 11-4 | 44 | .309 | .368 |

Dakota Mekkes – Pitcher

FULL NAME: Dakota Mekkes **BATS:** Right **THROWS:** Right **HEIGHT:** 6-7 **WEIGHT:** 250
OPENING DAY AGE: 23 **BORN:** 11/6/94 **RESIDENCE:** Jenison, MI

SCHOOL: Attended Michigan State University ... graduated from Jenison High School in Jenison, Mich.

HOW ACQUIRED: Selected by Cubs in 10th round of 2016 draft (scout: Daniel Carte)

NOTES: COLLEGE – Named First-Team All-Big Ten and Third Team All-America by NCBWA in 2016 ... led the NCAA with 15.16 strikeouts per nine innings (96 strikeouts in 57.0 IP) and led the Big Ten with a 1.74 ERA in 28 relief outings ... **HIGH SCHOOL** – Selected to the all-conference, all-district and all-region teams during his senior year, leading his team to a 25-8 record

| YEAR | TEAM | W-L | ERA | G | GS | CG | SHO | SV | IP | H | R | ER | HR | HB | BB | SO | WP | BK |
|----------------------------|----------------|------------|-------------|-----------|----------|----------|----------|----------|-------------|-----------|-----------|-----------|----------|----------|-----------|------------|----------|----------|
| 2016 | – Mesa-R | 0-0 | 0.00 | 2 | 0 | 0 | 0 | 0 | 3.0 | 1 | 0 | 0 | 0 | 0 | 0 | 6 | 0 | 0 |
| | Eugene-A | 1-1 | 2.12 | 9 | 0 | 0 | 0 | 0 | 17.0 | 11 | 7 | 4 | 1 | 1 | 4 | 21 | 1 | 0 |
| 2017 | – South Bend-A | 3-0 | 0.58 | 18 | 0 | 0 | 0 | 4 | 31.0 | 14 | 4 | 2 | 1 | 0 | 14 | 47 | 3 | 0 |
| | Myrtle Beach-A | 5-2 | 1.28 | 24 | 0 | 0 | 0 | 3 | 42.1 | 25 | 6 | 6 | 0 | 1 | 20 | 45 | 2 | 1 |
| MINOR LEAGUE TOTALS | | 9-3 | 1.16 | 53 | 0 | 0 | 0 | 7 | 93.1 | 51 | 17 | 12 | 2 | 2 | 38 | 119 | 6 | 1 |

Mario Meza – Pitcher

FULL NAME: Jose Mario Meza (Mendoza) **BATS:** Right **THROWS:** Right **HEIGHT:** 6-3 **WEIGHT:** 200
OPENING DAY AGE: 27 **BORN:** 11/24/90 in Culiacán Rosales, Sinaloa, Mexico **RESIDENCE:** Culiacán Rosales, Sinaloa, Mexico

HOW ACQUIRED: Signed by Cubs as a non-drafted free agent 11/14/16 (scouts: Sergio Hernandez and Louie Eljaou)

| YEAR | TEAM | W-L | ERA | G | GS | CG | SHO | SV | IP | H | R | ER | HR | HB | BB | SO | WP | BK |
|------------------------------|--------------------|-------------|-------------|------------|-----------|----------|----------|----------|--------------|------------|------------|------------|-----------|-----------|-----------|------------|-----------|----------|
| 2012 | – Quintana Roo-MEX | 1-0 | 4.50 | 11 | 1 | 0 | 0 | 0 | 22.0 | 23 | 11 | 11 | 3 | 3 | 5 | 6 | 3 | 0 |
| 2013 | – Quintana Roo-MEX | 1-2 | 6.00 | 17 | 5 | 0 | 0 | 1 | 39.0 | 46 | 27 | 26 | 9 | 6 | 16 | 33 | 4 | 1 |
| | Saltillo-MEX | 0-6 | 7.87 | 13 | 8 | 0 | 0 | 0 | 42.1 | 52 | 39 | 37 | 8 | 3 | 18 | 39 | 9 | 1 |
| 2014 | – Saltillo-MEX | 1-1 | 8.85 | 6 | 6 | 0 | 0 | 0 | 20.1 | 31 | 22 | 20 | 3 | 2 | 7 | 13 | 2 | 1 |
| | Yucatan-MEX | 0-0 | 3.75 | 20 | 0 | 0 | 0 | 0 | 24.0 | 23 | 14 | 10 | 0 | 3 | 10 | 18 | 3 | 0 |
| 2016 | – Yucatan-MEX | 4-2 | 1.59 | 53 | 0 | 0 | 0 | 0 | 51.0 | 37 | 12 | 9 | 1 | 1 | 20 | 51 | 3 | 0 |
| 2017 | – Yucatan-MEX | 2-0 | 3.26 | 31 | 0 | 0 | 0 | 0 | 30.1 | 39 | 11 | 11 | 0 | 2 | 13 | 32 | 4 | 0 |
| MEXICAN LEAGUE TOTALS | | 9-11 | 4.87 | 151 | 20 | 0 | 0 | 1 | 229.0 | 251 | 136 | 124 | 24 | 20 | 89 | 192 | 28 | 3 |

Brady Miller – Pitcher

FULL NAME: Brady Scott Miller **BATS:** Right **THROWS:** Right **HEIGHT:** 6-2 **WEIGHT:** 190
OPENING DAY AGE: 21, turns 22 on April 4 **BORN:** 4/4/96 in Upland, CA **RESIDENCE:** Gilbert, AZ

SCHOOL: Attended Western Oregon University ... graduated from Campo Verde High School in Gilbert, Ariz.

HOW ACQUIRED: Selected by Cubs in 23rd round of 2017 draft (scout: Greg Hopkins)

NOTES: 2017 – Placed on 60-day minor league disabled list July 13 with a right shoulder injury

| YEAR | TEAM | W-L | ERA | G | GS | CG | SHO | SV | IP | H | R | ER | HR | HB | BB | SO | WP | BK |
|------|------|-----|-----|---|----|----|-----|----|----|---|---|----|----|----|----|----|----|----|
| 2017 | – | | | | | | | | | | | | | | | | | |

WILL MAKE DEBUT IN 2018

Kyle Miller – Pitcher

FULL NAME: Kyle Robert Miller **BATS:** Right **THROWS:** Right **HEIGHT:** 6-2 **WEIGHT:** 165
OPENING DAY AGE: 24 **BORN:** 12/2/93 in Fort Myers, FL **RESIDENCE:** Fort Myers, FL

SCHOOL: Attended Florida Atlantic University ... graduated from Estero High School in Estero, FL

HOW ACQUIRED: Selected by Cubs in 19th round of 2015 draft (scout: John Koronka)

| YEAR | TEAM | W-L | ERA | G | GS | CG | SHO | SV | IP | H | R | ER | HR | HB | BB | SO | WP | BK |
|----------------------------|----------------|-------------|-------------|-----------|-----------|----------|----------|----------|--------------|------------|-----------|-----------|----------|-----------|-----------|------------|-----------|----------|
| 2015 | – Mesa-R | 0-0 | 0.00 | 1 | 0 | 0 | 0 | 0 | 1.0 | 2 | 0 | 0 | 0 | 0 | 0 | 0 | 0 | 0 |
| | Eugene-A | 1-1 | 3.94 | 8 | 3 | 0 | 0 | 0 | 16.0 | 16 | 8 | 7 | 1 | 0 | 7 | 12 | 2 | 0 |
| 2016 | – South Bend-A | 5-2 | 2.57 | 20 | 9 | 0 | 0 | 0 | 73.2 | 62 | 25 | 21 | 0 | 5 | 18 | 56 | 3 | 0 |
| 2017 | – South Bend-A | 1-0 | 1.93 | 4 | 1 | 0 | 0 | 1 | 14.0 | 10 | 5 | 3 | 0 | 0 | 9 | 6 | 0 | 0 |
| | Myrtle Beach-A | 4-4 | 3.87 | 28 | 9 | 0 | 0 | 3 | 76.2 | 82 | 39 | 33 | 6 | 7 | 33 | 58 | 6 | 0 |
| MINOR LEAGUE TOTALS | | 11-7 | 3.18 | 61 | 22 | 0 | 0 | 4 | 181.1 | 172 | 77 | 64 | 7 | 12 | 67 | 132 | 11 | 0 |

Tyson Miller – Pitcher

FULL NAME: Tyson Marcus Miller **BATS:** Right **THROWS:** Right **HEIGHT:** 6-4 **WEIGHT:** 215
OPENING DAY AGE: 22, turns 23 on July 29 **BORN:** 7/29/95 in Fairfield, CA **RESIDENCE:** La Quinta, CA

SCHOOL: Attended California Baptist University ... graduated from Shadow Hills High School in Indio, Calif.

HOW ACQUIRED: Selected by Cubs in fourth round of 2016 draft (scout: Alex Lontayo)

NOTES: COLLEGE – Became the highest drafted player in Cal Baptist history ... earned All-PacWest first-team honors in his final season ... his 237 strikeouts rank third all-time in school history ... **HIGH SCHOOL** – Went 6-0 with a 0.19 ERA in his senior season, earning All-League first team for the second-straight season.

| YEAR | TEAM | W-L | ERA | G | GS | CG | SHO | SV | IP | H | R | ER | HR | HB | BB | SO | WP | BK |
|----------------------------|----------------|------------|-------------|-----------|-----------|----------|----------|----------|--------------|------------|-----------|-----------|-----------|----------|-----------|------------|-----------|----------|
| 2016 | – Mesa-R | 1-0 | 0.00 | 2 | 1 | 0 | 0 | 0 | 6.0 | 2 | 2 | 0 | 0 | 0 | 3 | 3 | 0 | 0 |
| | Eugene-A | 1-1 | 3.97 | 6 | 4 | 0 | 0 | 0 | 22.2 | 26 | 11 | 10 | 4 | 0 | 4 | 14 | 2 | 0 |
| 2017 | – South Bend-A | 6-7 | 4.48 | 28 | 20 | 0 | 0 | 0 | 120.2 | 122 | 70 | 60 | 10 | 5 | 38 | 99 | 11 | 2 |
| MINOR LEAGUE TOTALS | | 8-8 | 4.22 | 36 | 25 | 0 | 0 | 0 | 149.1 | 150 | 83 | 70 | 14 | 5 | 45 | 116 | 13 | 2 |

M.T. Minacci – Pitcher

FULL NAME: Michael Thomas Minacci **BATS:** Right **THROWS:** Right **HEIGHT:** 6-1 **WEIGHT:** 190
OPENING DAY AGE: 22, turns 23 on June 6 **BORN:** 6/6/95 in Tallahassee, FL **RESIDENCE:** Tallahassee, FL

HOW ACQUIRED: Selected by Cubs in 33rd round of 2015 draft (scout: Tom Clark)

NOTES: 2017 – Missed entire season with a right elbow injury

| YEAR | TEAM | W-L | ERA | G | GS | CG | SHO | SV | IP | H | R | ER | HR | HB | BB | SO | WP | BK |
|----------------------------|------------|------------|-------------|-----------|----------|----------|----------|----------|-------------|-----------|-----------|-----------|----------|----------|-----------|-----------|----------|----------|
| 2015 | – Mesa-R | 0-0 | 7.94 | 9 | 0 | 0 | 0 | 0 | 11.1 | 16 | 11 | 10 | 0 | 0 | 6 | 7 | 3 | 0 |
| 2016 | – Eugene-A | 2-0 | 4.03 | 23 | 0 | 0 | 0 | 0 | 44.2 | 46 | 28 | 20 | 2 | 7 | 20 | 31 | 2 | 0 |
| 2017 | – | | | | | | | | | | | | | | | | | |
| DID NOT PITCH – INJURED | | | | | | | | | | | | | | | | | | |
| MINOR LEAGUE TOTALS | | 2-0 | 4.82 | 32 | 0 | 0 | 0 | 0 | 56.0 | 62 | 39 | 30 | 2 | 7 | 26 | 38 | 5 | 0 |

Jordan Minch – Pitcher

FULL NAME: Jordan Michael Minch **BATS:** Left **THROWS:** Left **HEIGHT:** 6-3 **WEIGHT:** 190
OPENING DAY AGE: 24, turns 25 on July 16 **BORN:** 7/16/93 in Munster, IN **RESIDENCE:** Highland, IN

SCHOOL: Attended Purdue University ... graduated from Highland (Ind.) High School

HOW ACQUIRED: Signed by Cubs as a non-drafted free agent 7/17/14 (scout: Stan Zielinski)

NOTES: COLLEGE – Led Purdue in starts (14), innings pitched (86.2) and strikeouts (52) in 2014 ... 2013 Big Ten All-Freshman Team

| YEAR | TEAM | W-L | ERA | G | GS | CG | SHO | SV | IP | H | R | ER | HR | HB | BB | SO | WP | BK |
|----------------------------|------------------|------------|-------------|------------|----------|----------|----------|----------|--------------|------------|-----------|-----------|-----------|-----------|-----------|------------|----------|----------|
| 2014 | – Mesa-R | 0-0 | 3.38 | 7 | 0 | 0 | 0 | 2 | 10.2 | 11 | 6 | 4 | 2 | 1 | 1 | 14 | 0 | 0 |
| 2015 | – South Bend-A | 0-4 | 4.31 | 36 | 0 | 0 | 0 | 3 | 62.2 | 70 | 41 | 30 | 2 | 8 | 32 | 46 | 4 | 2 |
| 2016 | – Myrtle Beach-A | 0-2 | 2.88 | 29 | 0 | 0 | 0 | 2 | 34.1 | 34 | 12 | 11 | 0 | 1 | 18 | 26 | 5 | 0 |
| 2017 | – Myrtle Beach-A | 1-3 | 6.38 | 29 | 0 | 0 | 0 | 1 | 36.2 | 33 | 27 | 26 | 6 | 3 | 25 | 29 | 0 | 0 |
| MINOR LEAGUE TOTALS | | 1-9 | 4.43 | 101 | 0 | 0 | 0 | 8 | 144.1 | 148 | 86 | 71 | 10 | 13 | 76 | 115 | 9 | 2 |

Kevin Miranda – Outfielder

FULL NAME: Kevin Jose Miranda (Zapata) **BATS:** Left **THROWS:** Right **HEIGHT:** 5-11 **WEIGHT:** 168
OPENING DAY AGE: 18 **BORN:** 10/2/99 in Carabobo, Venezuela **RESIDENCE:** Carabobo, Venezuela

HOW ACQUIRED: Signed by Cubs as a non-drafted free agent 8/7/17 (scouts: Hector Ortega)

| YEAR | TEAM | AVG | G | AB | R | H | 2B | 3B | HR | RBI | SH | SF | HP | BB | SO | SB-CS | E | OBP | SLG |
|--------|------|-----|---|----|---|---|----|----|----|-----|----|----|----|----|----|-------|---|-----|-----|
| 2017 – | | | | | | | | | | | | | | | | | | | |

WILL MAKE DEBUT IN 2018

Keonte Mitchell – Outfielder

FULL NAME: Keonte LaKeith Mitchell **BATS:** Right **THROWS:** Right **HEIGHT:** 6-4 **WEIGHT:** 185
OPENING DAY AGE: 22, turns 23 on August 12 **BORN:** 8/12/95 in Kennett, MO **RESIDENCE:** Kennett, MO

SCHOOL: Graduated from Kennett (Mo.) High School

HOW ACQUIRED: Selected by Cubs in 13th round of 2014 draft (scout: Ty Nichols)

NOTES: 2017 – Led South Bend with 11 homers and 59 RBI

| YEAR | TEAM | AVG | G | AB | R | H | 2B | 3B | HR | RBI | SH | SF | HP | BB | SO | SB-CS | E | OBP | SLG |
|----------------------------|--------------|-------------|------------|------------|------------|------------|-----------|-----------|-----------|------------|----------|-----------|-----------|------------|------------|--------------|-----------|-------------|-------------|
| 2014 – | Mesa-R | .294 | 39 | 143 | 30 | 42 | 3 | 4 | 0 | 12 | 0 | 1 | 5 | 14 | 32 | 19-1 | 2 | .374 | .371 |
| 2015 – | Mesa-R | .235 | 5 | 17 | 5 | 4 | 2 | 0 | 0 | 1 | 0 | 0 | 1 | 5 | 4 | 3-0 | 0 | .435 | .353 |
| | Eugene-A | .169 | 49 | 148 | 19 | 25 | 6 | 2 | 0 | 9 | 0 | 1 | 0 | 18 | 47 | 10-1 | 3 | .257 | .236 |
| 2016 – | Eugene-A | .243 | 62 | 230 | 44 | 56 | 12 | 2 | 5 | 27 | 2 | 4 | 2 | 25 | 68 | 15-2 | 2 | .318 | .378 |
| 2017 – | South Bend-A | .245 | 115 | 408 | 54 | 100 | 19 | 5 | 11 | 59 | 3 | 4 | 6 | 38 | 108 | 21-6 | 6 | .316 | .397 |
| MINOR LEAGUE TOTALS | | .240 | 270 | 946 | 152 | 227 | 42 | 13 | 16 | 108 | 5 | 10 | 14 | 100 | 259 | 68-10 | 13 | .319 | .363 |

Bryan Molina – Pitcher

FULL NAME: Bryan Alejandro Molina (Dewuendt) **BATS:** Right **THROWS:** Right **HEIGHT:** 6-1 **WEIGHT:** 187
OPENING DAY AGE: 23 **BORN:** 3/21/95 in Puerto Cabello, Venezuela **RESIDENCE:** Puerto Cabello, Venezuela

HOW ACQUIRED: Signed by Cubs as a non-drafted free agent 2/1/15 (scouts: Hector Ortega and Julio Figueroa)

| YEAR | TEAM | W-L | ERA | G | GS | CG | SHO | SV | IP | H | R | ER | HR | HB | BB | SO | WP | BK |
|----------------------------|--------------|------------|-------------|-----------|----------|----------|----------|----------|-------------|-----------|-----------|-----------|----------|-----------|-----------|-----------|-----------|----------|
| 2015 – | VSL Cubs-R | 2-1 | 7.96 | 21 | 0 | 0 | 0 | 0 | 31.2 | 50 | 35 | 28 | 2 | 1 | 23 | 32 | 7 | 3 |
| 2016 – | DSL Cubs 1-R | 0-1 | 0.00 | 3 | 0 | 0 | 0 | 0 | 6.1 | 8 | 5 | 0 | 0 | 2 | 5 | 0 | 0 | 0 |
| | DSL Cubs 2-R | 0-0 | 2.03 | 9 | 0 | 0 | 0 | 0 | 13.1 | 6 | 4 | 3 | 0 | 4 | 12 | 12 | 0 | 1 |
| 2017 – | DSL Cubs 1-R | 2-1 | 5.28 | 18 | 0 | 0 | 0 | 1 | 29.0 | 23 | 25 | 17 | 3 | 6 | 24 | 26 | 5 | 0 |
| MINOR LEAGUE TOTALS | | 4-3 | 5.38 | 51 | 0 | 0 | 0 | 1 | 80.1 | 87 | 69 | 48 | 5 | 13 | 64 | 70 | 12 | 4 |

Andruw Monasterio – Infielder

FULL NAME: Andruw Jose Monasterio (Palacios) **BATS:** Right **THROWS:** Right **HEIGHT:** 6-0 **WEIGHT:** 175
OPENING DAY AGE: 20, turns 21 on May 30 **BORN:** 5/30/97 in Acededo, Venezuela **RESIDENCE:** Caracas, Venezuela

HOW ACQUIRED: Signed by Cubs as a non-drafted free agent 5/7/14 (scouts: Hector Ortega, Julio Figueroa)

NOTES: 2016 – Named Northwest League Player of the Week, June 20-26

| YEAR | TEAM | AVG | G | AB | R | H | 2B | 3B | HR | RBI | SH | SF | HP | BB | SO | SB-CS | E | OBP | SLG |
|----------------------------|----------------|-------------|------------|------------|------------|------------|-----------|----------|----------|-----------|-----------|----------|-----------|-----------|------------|--------------|-----------|-------------|-------------|
| 2014 – | VSL Cubs-R | .292 | 36 | 137 | 28 | 40 | 5 | 1 | 0 | 9 | 1 | 1 | 2 | 15 | 19 | 14-1 | 11 | .368 | .343 |
| 2015 – | Mesa-R | .252 | 42 | 135 | 18 | 34 | 6 | 2 | 1 | 16 | 2 | 1 | 4 | 16 | 20 | 6-2 | 8 | .346 | .348 |
| 2016 – | Eugene-A | .324 | 17 | 71 | 12 | 23 | 3 | 1 | 1 | 12 | 2 | 1 | 0 | 4 | 16 | 1-0 | 8 | .355 | .437 |
| | South Bend-A | .216 | 48 | 176 | 25 | 38 | 5 | 1 | 0 | 11 | 3 | 0 | 3 | 10 | 33 | 7-5 | 7 | .270 | .256 |
| 2017 – | Myrtle Beach-A | .241 | 26 | 87 | 9 | 21 | 4 | 0 | 0 | 5 | 1 | 0 | 1 | 8 | 14 | 1-1 | 6 | .313 | .287 |
| | South Bend-A | .281 | 58 | 231 | 42 | 65 | 13 | 2 | 1 | 23 | 2 | 2 | 4 | 22 | 38 | 7-4 | 11 | .351 | .368 |
| MINOR LEAGUE TOTALS | | .264 | 227 | 837 | 134 | 221 | 36 | 7 | 3 | 76 | 11 | 5 | 14 | 75 | 140 | 36-13 | 51 | .333 | .335 |

Christopher Morel – Infielder

FULL NAME: Christopher Rafael Morel (Salce) **BATS:** Right **THROWS:** Right **HEIGHT:** 6-0 **WEIGHT:** 140
OPENING DAY AGE: 18, turns 19 on June 24 **BORN:** 6/24/99 in Santiago, D.R. **RESIDENCE:** Santiago, D.R.

HOW ACQUIRED: Signed by Cubs as a non-drafted free agent 8/23/15 (scouts: Jose Estevez, Gian Guzman and Jose Serra)

| YEAR | TEAM | AVG | G | AB | R | H | 2B | 3B | HR | RBI | SH | SF | HP | BB | SO | SB-CS | E | OBP | SLG |
|--------|--------------|------|----|-----|----|----|----|----|----|-----|----|----|----|----|----|-------|----|------|------|
| 2017 – | DSL Cubs 1-R | .220 | 61 | 223 | 44 | 49 | 6 | 2 | 7 | 40 | 0 | 5 | 5 | 35 | 37 | 23-10 | 25 | .332 | .359 |

Erling Moreno – Pitcher

FULL NAME: Erling Enrique Moreno (Alvarez) **BATS:** Right **THROWS:** Right **HEIGHT:** 6-3 **WEIGHT:** 200
OPENING DAY AGE: 21 **BORN:** 1/13/97 in Cartagena, Colombia **RESIDENCE:** Cartagena, Colombia

HOW ACQUIRED: Signed by Cubs as a non-drafted free agent 7/2/13 (scout: Manny Esquivia)

| YEAR | TEAM | W-L | ERA | G | GS | CG | SHO | SV | IP | H | R | ER | HR | HB | BB | SO | WP | BK |
|----------------------------|--------------|------------|-------------|-----------|-----------|----------|----------|----------|--------------|------------|-----------|-----------|----------|----------|-----------|------------|-----------|----------|
| 2014 – | DSL Cubs-R | 0-1 | 1.08 | 4 | 4 | 0 | 0 | 0 | 8.1 | 6 | 2 | 1 | 0 | 0 | 3 | 6 | 0 | 0 |
| | VSL Cubs-R | 0-0 | 0.00 | 1 | 0 | 0 | 0 | 0 | 3.0 | 4 | 0 | 0 | 0 | 0 | 0 | 3 | 0 | 0 |
| 2015 – | Mesa-R | 1-1 | 1.93 | 3 | 0 | 0 | 0 | 0 | 4.2 | 3 | 1 | 1 | 0 | 0 | 2 | 2 | 1 | 1 |
| 2016 – | Mesa-R | 2-2 | 2.78 | 6 | 4 | 0 | 0 | 0 | 32.1 | 31 | 11 | 10 | 1 | 3 | 4 | 33 | 2 | 0 |
| | Eugene-A | 2-1 | 0.90 | 6 | 6 | 0 | 0 | 0 | 30.0 | 16 | 5 | 3 | 2 | 1 | 5 | 22 | 4 | 3 |
| 2017 – | South Bend-A | 2-4 | 4.22 | 14 | 14 | 0 | 0 | 0 | 64.0 | 56 | 38 | 30 | 3 | 3 | 31 | 57 | 6 | 1 |
| MINOR LEAGUE TOTALS | | 7-9 | 2.85 | 34 | 28 | 0 | 0 | 0 | 142.1 | 116 | 57 | 45 | 6 | 7 | 45 | 123 | 13 | 5 |

Carlos Morfa – Outfielder

FULL NAME: Carlos Euviel Morfa (Martinez) **BATS:** Right **THROWS:** Right **HEIGHT:** 6-2 **WEIGHT:** 190
OPENING DAY AGE: 17 **BORN:** 12/2/00 in Santo Domingo, D.R. **RESIDENCE:** Santo Domingo, D.R.

HOW ACQUIRED: Signed by Cubs as a non-drafted free agent 8/28/17 (scouts: Miguel Diaz, Louie Eljaua, Gian Guzman & Jose Serra)

| YEAR | TEAM | AVG | G | AB | R | H | 2B | 3B | HR | RBI | SH | SF | HP | BB | SO | SB-CS | E | OBP | SLG | |
|------|------|-----|---|----|---|---|----|----|----|-----|----|----|----|----|----|-------|---|-----|-----|--|
| 2017 | – | | | | | | | | | | | | | | | | | | | |

WILL MAKE DEBUT IN 2018

Preston Morrison – Pitcher

FULL NAME: Joseph Preston Morrison **BATS:** Right **THROWS:** Right **HEIGHT:** 6-3 **WEIGHT:** 185
OPENING DAY AGE: 24, turns 25 on July 19 **BORN:** 7/19/93 in Charlotte, NC **RESIDENCE:** Fort Worth, TX

SCHOOL: Attended Texas Christian University ... graduated from Cuthbertson High School in Waxhaw, N.C.

HOW ACQUIRED: Selected by Cubs in eighth round of 2015 draft (scout: Chris Clemons)

NOTES: **COLLEGE** – Named a Midwest League post-season All-Star and the Cubs Minor League Pitcher of the Month for June ... **COLLEGE** – Named Louisville Slugger, Perfect Game and NCBWA second-team All-American and first team All-Big 12 in 2015 ... posted a 12-3 record with a 2.51 ERA and 91 strikeouts in his final season with TCU

| YEAR | TEAM | W-L | ERA | G | GS | CG | SHO | SV | IP | H | R | ER | HR | HB | BB | SO | WP | BK |
|----------------------------|------------------|--------------|-------------|-----------|-----------|----------|----------|----------|--------------|------------|------------|------------|-----------|-----------|-----------|------------|-----------|----------|
| 2015 | – Eugene-A | 1-1 | 0.81 | 9 | 4 | 0 | 0 | 0 | 22.1 | 15 | 2 | 2 | 0 | 0 | 3 | 30 | 1 | 0 |
| 2016 | – South Bend-A | 9-4 | 2.24 | 17 | 16 | 0 | 0 | 1 | 92.1 | 85 | 34 | 23 | 2 | 1 | 23 | 85 | 5 | 0 |
| | – Myrtle Beach-A | 3-0 | 1.77 | 6 | 6 | 0 | 0 | 0 | 35.2 | 27 | 8 | 7 | 1 | 4 | 10 | 37 | 1 | 0 |
| 2017 | – Tennessee-AA | 1-10 | 5.51 | 28 | 19 | 1 | 0 | 0 | 119.1 | 129 | 78 | 73 | 14 | 9 | 38 | 86 | 3 | 1 |
| MINOR LEAGUE TOTALS | | 14-15 | 3.50 | 60 | 45 | 1 | 0 | 1 | 269.2 | 256 | 122 | 105 | 17 | 14 | 74 | 238 | 10 | 1 |

Connor Myers – Outfielder

FULL NAME: Connor Patrick Myers **BATS:** Right **THROWS:** Right **HEIGHT:** 5-11 **WEIGHT:** 170
OPENING DAY AGE: 24 **BORN:** 2/3/94 in Virginia Beach, VA **RESIDENCE:** Middletown, MD

SCHOOL: Attended Old Dominion University (Va.) ... graduated from Middletown High School in Middletown, Md.

HOW ACQUIRED: Selected by Cubs in 27th round of 2016 draft (scout: Billy Swoope)

NOTES: **COLLEGE** – Earned Second Team All-Conference USA honors in 2016 after batting .310 with 17 doubles and six homers ... his 224 games played are most in ODU history ... was a CAA All-Rookie selection in 2013 ... **HIGH SCHOOL** – First team All-State in Maryland in 2012 after batting .400 ... named to First Team Perfect Game (Atlantic Coast)

| YEAR | TEAM | AVG | G | AB | R | H | 2B | 3B | HR | RBI | SH | SF | HP | BB | SO | SB-CS | E | OBP | SLG |
|----------------------------|------------------|-------------|------------|------------|-----------|------------|-----------|----------|----------|-----------|-----------|----------|----------|-----------|------------|-------------|----------|-------------|-------------|
| 2016 | – Mesa-R | .211 | 5 | 19 | 4 | 4 | 0 | 1 | 0 | 0 | 0 | 0 | 0 | 3 | 4 | 3-0 | 0 | .318 | .316 |
| | – Eugene-A | .265 | 10 | 34 | 9 | 9 | 2 | 1 | 0 | 7 | 1 | 1 | 1 | 5 | 11 | 2-0 | 0 | .366 | .382 |
| | – South Bend-A | .221 | 34 | 122 | 14 | 27 | 6 | 0 | 3 | 11 | 3 | 0 | 2 | 4 | 41 | 6-2 | 0 | .258 | .344 |
| 2017 | – Myrtle Beach-A | .188 | 95 | 298 | 29 | 56 | 13 | 2 | 0 | 24 | 12 | 3 | 3 | 16 | 97 | 7-3 | 3 | .234 | .245 |
| | – Eugene-A | .238 | 6 | 21 | 4 | 5 | 1 | 0 | 0 | 1 | 0 | 0 | 1 | 3 | 5 | 4-0 | 0 | .360 | .286 |
| MINOR LEAGUE TOTALS | | .204 | 150 | 494 | 60 | 101 | 22 | 4 | 3 | 43 | 16 | 4 | 7 | 31 | 158 | 22-5 | 3 | .259 | .283 |

Tommy Nance – Pitcher

FULL NAME: Thomas Andrew Nance **BATS:** Right **THROWS:** Right **HEIGHT:** 6-6 **WEIGHT:** 235
OPENING DAY AGE: 27 **BORN:** 3/19/91 in Long Beach, CA **RESIDENCE:** Long Beach, CA

SCHOOL: Attended Santa Clara (Calif.) University (2012-13), Cypress College (JC) (2011) and Long Beach State University (2010) ... graduated from Wilson High School (Calif.)

HOW ACQUIRED: Signed by Cubs as a non-drafted free agent 1/30/16

NOTES: **2017** – Missed entire season with a right shoulder injury ... **2015** – Appeared in 29 games for the Windy City ThunderBolts of the Independent Frontier League, posting a 4.74 ERA (20 ER/38.0 IP)

| YEAR | TEAM | W-L | ERA | G | GS | CG | SHO | SV | IP | H | R | ER | HR | HB | BB | SO | WP | BK | |
|----------------------------|------------------|------------|-------------|-----------|----------|----------|----------|----------|-------------|-----------|-----------|-----------|----------|----------|-----------|-----------|----------|----------|--|
| 2015 | – Windy City-IND | 1-1 | 4.74 | 29 | 0 | 0 | 0 | 0 | 38.0 | 41 | 21 | 20 | 2 | 1 | 13 | 40 | 3 | 0 | |
| 2016 | – Eugene-A | 2-0 | 0.00 | 4 | 0 | 0 | 0 | 0 | 6.2 | 3 | 0 | 0 | 0 | 1 | 3 | 7 | 2 | 0 | |
| | – Iowa-AAA | 0-0 | 27.00 | 1 | 0 | 0 | 0 | 0 | 1.0 | 4 | 3 | 3 | 1 | 0 | 1 | 0 | 1 | 0 | |
| | – South Bend-A | 0-0 | 0.00 | 2 | 0 | 0 | 0 | 1 | 3.2 | 1 | 0 | 0 | 0 | 0 | 0 | 3 | 0 | 0 | |
| | – Myrtle Beach-A | 2-1 | 2.67 | 15 | 0 | 0 | 0 | 2 | 27.0 | 26 | 9 | 8 | 0 | 0 | 11 | 26 | 1 | 0 | |
| 2017 | – | | | | | | | | | | | | | | | | | | |
| | | | | | | | | | | | | | | | | | | | |
| MINOR LEAGUE TOTALS | | 4-1 | 2.58 | 22 | 0 | 0 | 0 | 3 | 38.1 | 34 | 12 | 11 | 1 | 1 | 15 | 36 | 4 | 0 | |

Rafael Narea – Infielder

FULL NAME: Rafael Alejandro Narea (Rosales) **BATS:** Right **THROWS:** Right **HEIGHT:** 5-10 **WEIGHT:** 160
OPENING DAY AGE: 20 **BORN:** 4/3/98 in Caracas, Venezuela **RESIDENCE:** Caraballeda, Venezuela

HOW ACQUIRED: Signed by Cubs as a non-drafted free agent 7/3/14 (scout: Hector Ortega)

| YEAR | TEAM | AVG | G | AB | R | H | 2B | 3B | HR | RBI | SH | SF | HP | BB | SO | SB-CS | E | OBP | SLG |
|----------------------------|--------------|-------------|------------|------------|-----------|------------|-----------|----------|----------|-----------|-----------|----------|-----------|------------|------------|--------------|-----------|-------------|-------------|
| 2015 | – VSL Cubs-R | .212 | 63 | 189 | 31 | 40 | 4 | 0 | 1 | 18 | 0 | 1 | 3 | 40 | 36 | 7-7 | 27 | .356 | .249 |
| 2016 | – DSL Cubs-R | .263 | 63 | 209 | 36 | 55 | 7 | 1 | 0 | 17 | 5 | 1 | 7 | 42 | 28 | 27-12 | 19 | .402 | .306 |
| 2017 | – Eugene-A | .237 | 57 | 207 | 27 | 49 | 7 | 0 | 0 | 11 | 6 | 0 | 2 | 26 | 42 | 6-11 | 14 | .328 | .271 |
| MINOR LEAGUE TOTALS | | .238 | 183 | 605 | 94 | 144 | 18 | 1 | 1 | 46 | 11 | 2 | 12 | 108 | 106 | 40-30 | 60 | .363 | .276 |

James Norwood – Pitcher

FULL NAME: James Krittipum Norwood **BATS:** Right **THROWS:** Right **HEIGHT:** 6-2 **WEIGHT:** 215
OPENING DAY AGE: 24 **BORN:** 12/24/93 in New York, NY **RESIDENCE:** New York, NY

SCHOOL: Attended St. Louis University (Mo.) ... graduated from All Hallows (N.Y.) High School

HOW ACQUIRED: Selected by Cubs in 7th round of 2014 draft (scout: Ty Nichols)

NOTES: COLLEGE – First-team All-Atlantic 10 selection in 2014 ... his eight wins in 2014 were second-most in a single season at SLU

| YEAR | TEAM | W-L | ERA | G | GS | CG | SHO | SV | IP | H | R | ER | HR | HB | BB | SO | WP | BK |
|----------------------------|------------------|--------------|-------------|-----------|-----------|----------|----------|-----------|--------------|------------|-----------|-----------|----------|----------|-----------|------------|-----------|----------|
| 2014 | – Mesa-R | 0-0 | 13.50 | 2 | 0 | 0 | 0 | 0 | 2.0 | 4 | 3 | 3 | 0 | 0 | 1 | 2 | 0 | 0 |
| | Boise-A | 0-2 | 7.00 | 8 | 4 | 0 | 0 | 0 | 18.0 | 16 | 14 | 14 | 3 | 0 | 7 | 18 | 2 | 0 |
| 2015 | – South Bend-A | 2-4 | 4.95 | 13 | 7 | 0 | 0 | 1 | 40.0 | 40 | 25 | 22 | 2 | 2 | 19 | 30 | 4 | 0 |
| | Mesa-R | 0-2 | 3.60 | 4 | 4 | 0 | 0 | 0 | 10.0 | 9 | 5 | 4 | 0 | 0 | 2 | 9 | 1 | 0 |
| 2016 | – South Bend-A | 3-1 | 3.71 | 22 | 0 | 0 | 0 | 6 | 26.2 | 30 | 12 | 11 | 0 | 2 | 8 | 35 | 5 | 0 |
| | Myrtle Beach-A | 1-0 | 1.93 | 8 | 0 | 0 | 0 | 1 | 9.1 | 12 | 2 | 2 | 0 | 0 | 2 | 8 | 1 | 0 |
| 2017 | – Myrtle Beach-A | 3-0 | 2.31 | 27 | 0 | 0 | 0 | 6 | 39.0 | 32 | 11 | 10 | 1 | 1 | 16 | 41 | 4 | 0 |
| | Tennessee-AA | 1-3 | 5.30 | 14 | 0 | 0 | 0 | 1 | 18.2 | 22 | 11 | 11 | 1 | 0 | 9 | 19 | 3 | 0 |
| MINOR LEAGUE TOTALS | | 10-12 | 4.23 | 98 | 15 | 0 | 0 | 15 | 163.2 | 165 | 83 | 77 | 7 | 5 | 64 | 162 | 20 | 0 |

Edison Novas – Pitcher

FULL NAME: Edison Novas (Reinoso) **BATS:** Right **THROWS:** Right **HEIGHT:** 6-0 **WEIGHT:** 150
OPENING DAY AGE: 21 **BORN:** 2/8/97 in Cotui, Sanchez Ramirez, D.R. **RESIDENCE:** Las Terrenas, Samana, D.R.

HOW ACQUIRED: Signed by Cubs as a non-drafted free agent 7/4/15 (scouts: Juan Moncion, Gian Guzman and Jose Serra)

NOTES: 2017 – Placed on 60-day disabled list July 27 with a right rotator cuff strain

| YEAR | TEAM | W-L | ERA | G | GS | CG | SHO | SV | IP | H | R | ER | HR | HB | BB | SO | WP | BK |
|----------------------------|----------------|------------|-------------|-----------|----------|----------|----------|----------|-------------|-----------|-----------|-----------|----------|-----------|-----------|-----------|-----------|----------|
| 2016 | – DSL Cubs 1-R | 2-1 | 4.12 | 17 | 0 | 0 | 0 | 2 | 43.2 | 33 | 21 | 20 | 1 | 8 | 16 | 25 | 11 | 0 |
| 2017 | – DSL Cubs 2-R | 0-0 | 5.19 | 5 | 0 | 0 | 0 | 1 | 8.2 | 7 | 5 | 5 | 0 | 4 | 3 | 9 | 0 | 0 |
| MINOR LEAGUE TOTALS | | 2-1 | 4.30 | 22 | 0 | 0 | 0 | 3 | 52.1 | 40 | 26 | 25 | 1 | 12 | 19 | 34 | 11 | 0 |

Eduarniel Nunez – Pitcher

FULL NAME: Eduarniel Nunez (Mejia) **BATS:** Right **THROWS:** Right **HEIGHT:** 6-2 **WEIGHT:** 174
OPENING DAY AGE: 18, turns 19 on June 7 **BORN:** 6/7/99 in Samana, D.R. **RESIDENCE:** Samana, D.R.

HOW ACQUIRED: Signed by Cubs as a minor league free agent 3/15/17 (scout: Mariano Encarnacion, Gian Guzman & Jose Serra)

| YEAR | TEAM | W-L | ERA | G | GS | CG | SHO | SV | IP | H | R | ER | HR | HB | BB | SO | WP | BK |
|------|----------------|-----|------|---|----|----|-----|----|------|----|---|----|----|----|----|----|----|----|
| 2017 | – DSL Cubs 2-R | 1-1 | 3.31 | 5 | 5 | 0 | 0 | 0 | 16.1 | 14 | 9 | 6 | 1 | 4 | 7 | 14 | 3 | 0 |

Orian Nunez – Infielder

FULL NAME: Orian Nunez (Francisco) **BATS:** Right **THROWS:** Right **HEIGHT:** 5-10 **WEIGHT:** 160
OPENING DAY AGE: 19 **BORN:** 9/3/98 in Santiago, D.R. **RESIDENCE:** Santiago, D.R.

HOW ACQUIRED: Signed by Cubs as a non-drafted free agent 9/8/15 (scouts: Jose Estevez, Gian Guzman and Jose Serra)

| YEAR | TEAM | AVG | G | AB | R | H | 2B | 3B | HR | RBI | SH | SF | HP | BB | SO | SB-CS | E | OBP | SLG |
|----------------------------|----------------|-------------|------------|------------|-----------|------------|-----------|----------|----------|-----------|----------|----------|----------|-----------|-----------|--------------|-----------|-------------|-------------|
| 2016 | – DSL Cubs-R | .278 | 61 | 198 | 25 | 55 | 16 | 2 | 1 | 29 | 2 | 4 | 1 | 21 | 18 | 12-9 | 23 | .344 | .394 |
| 2017 | – DSL Cubs 2-R | .305 | 61 | 226 | 42 | 69 | 14 | 1 | 3 | 31 | 2 | 2 | 7 | 21 | 20 | 22-10 | 12 | .379 | .416 |
| MINOR LEAGUE TOTALS | | .292 | 122 | 424 | 67 | 124 | 30 | 3 | 4 | 60 | 4 | 6 | 8 | 42 | 38 | 34-19 | 35 | .363 | .406 |

Richard Nunez – Catcher

FULL NAME: Richard Nunez (Francisco) **BATS:** Right **THROWS:** Right **HEIGHT:** 5-10 **WEIGHT:** 170
OPENING DAY AGE: 23 **BORN:** 3/14/95 in Santiago, D.R. **RESIDENCE:** Santiago, D.R.

HOW ACQUIRED: Signed by Cubs as a non-drafted free agent 3/26/14 (scouts: Jose Estevez, Gian Guzman and Jose Serra)

| YEAR | TEAM | AVG | G | AB | R | H | 2B | 3B | HR | RBI | SH | SF | HP | BB | SO | SB-CS | E | OBP | SLG |
|----------------------------|--------------|-------------|------------|------------|-----------|-----------|-----------|----------|----------|-----------|----------|----------|-----------|-----------|-----------|-------------|-----------|-------------|-------------|
| 2014 | – DSL Cubs-R | .175 | 21 | 57 | 5 | 10 | 4 | 0 | 0 | 4 | 0 | 0 | 3 | 6 | 23 | 0-0 | 1 | .288 | .246 |
| 2015 | – DSL Cubs-R | .246 | 40 | 130 | 17 | 32 | 6 | 1 | 1 | 23 | 0 | 1 | 2 | 19 | 25 | 4-3 | 4 | .349 | .331 |
| 2016 | – DSL Cubs-R | .267 | 10 | 30 | 2 | 8 | 2 | 1 | 0 | 8 | 0 | 1 | 2 | 1 | 2 | 1-1 | 1 | .324 | .400 |
| | DSL Cubs 2-R | .275 | 43 | 131 | 19 | 36 | 6 | 0 | 1 | 13 | 0 | 2 | 2 | 32 | 22 | 16-5 | 8 | .419 | .344 |
| 2017 | – Mesa-R | .121 | 17 | 33 | 5 | 4 | 0 | 0 | 0 | 3 | 1 | 0 | 1 | 5 | 14 | 0-0 | 3 | .256 | .121 |
| MINOR LEAGUE TOTALS | | .236 | 131 | 381 | 48 | 90 | 18 | 2 | 2 | 51 | 1 | 4 | 10 | 63 | 86 | 21-9 | 17 | .356 | .310 |

Carlos Ocampo – Pitcher

FULL NAME: Carlos Alberto Ocampo (Batista) **BATS:** Right **THROWS:** Right **HEIGHT:** 6-2 **WEIGHT:** 181
OPENING DAY AGE: 19 **BORN:** 9/3/98 in Cartagena, Bolivar, Colombia **RESIDENCE:** Cartagena, Bolivar, Colombia

HOW ACQUIRED: Signed by Cubs as a non-drafted free agent 1/25/16 (scout: Manny Esquivia)

NOTES: 2017 – Missed entire season with right elbow injury

| YEAR | TEAM | W-L | ERA | G | GS | CG | SHO | SV | IP | H | R | ER | HR | HB | BB | SO | WP | BK | |
|------|----------------|-----|------|---|----|----|-----|----|------|----|----|----|----|----|----|----|----|----|--|
| 2016 | – DSL Cubs 2-R | 1-2 | 3.56 | 9 | 9 | 0 | 0 | 0 | 30.1 | 20 | 14 | 12 | 0 | 5 | 25 | 29 | 13 | 3 | |
| 2017 | – | | | | | | | | | | | | | | | | | | |

DID NOT PITCH – INJURED

Pablo Ochoa – Pitcher

FULL NAME: Pablo Daniel Ochoa (Castillo) **BATS:** Left **THROWS:** Left **HEIGHT:** 6-0 **WEIGHT:** 180
OPENING DAY AGE: 20 **BORN:** 1/11/98 in San Pedro De Macoris, D.R. **RESIDENCE:** San Pedro De Macoris, D.R.

HOW ACQUIRED: Signed by Cubs as a non-drafted free agent 8/7/14 (scouts: Marino Encarnacion, Gian Guzman and Jose Serra)
NOTES: 2017 – Missed entire season with left elbow injury

| YEAR | TEAM | W-L | ERA | G | GS | CG | SHO | SV | IP | H | R | ER | HR | HB | BB | SO | WP | BK |
|----------------------------|----------------|-------------------------|-------------|-----------|-----------|----------|----------|----------|-------------|------------|-----------|-----------|----------|----------|-----------|-----------|-----------|----------|
| 2015 | – DSL Cubs-R | 3-6 | 2.68 | 14 | 7 | 0 | 0 | 0 | 50.1 | 51 | 27 | 15 | 2 | 5 | 19 | 41 | 8 | 0 |
| 2016 | – DSL Cubs 1-R | 0-1 | 8.53 | 3 | 3 | 0 | 0 | 0 | 6.1 | 9 | 6 | 6 | 0 | 2 | 4 | 5 | 2 | 0 |
| | – Mesa-R | 1-6 | 5.79 | 12 | 6 | 0 | 0 | 1 | 37.1 | 57 | 33 | 24 | 2 | 1 | 8 | 28 | 1 | 1 |
| 2017 | – | DID NOT PITCH – INJURED | | | | | | | | | | | | | | | | |
| MINOR LEAGUE TOTALS | | 4-13 | 4.31 | 29 | 16 | 0 | 0 | 1 | 94.0 | 117 | 66 | 45 | 4 | 8 | 31 | 74 | 11 | 1 |

Ignacio Otano – Infielder

FULL NAME: Ignacio Ramon Otano (Arias) **BATS:** Right **THROWS:** Right **HEIGHT:** 6-0 **WEIGHT:** 175
OPENING DAY AGE: 21 **BORN:** 1/6/97 in San Cristobal, D.R. **RESIDENCE:** San Cristobal, D.R.

ORIGINAL CLUB: Signed by Milwaukee as a non-drafted free agent 3/14/15 (scout: Julio De La Cruz)
HOW ACQUIRED: Signed a minor league contract 6/30/17

| YEAR | TEAM | AVG | G | AB | R | H | 2B | 3B | HR | RBI | SH | SF | HP | BB | SO | SB-CS | E | OBP | SLG |
|----------------------------|-----------------|-------------|------------|------------|-----------|------------|-----------|----------|----------|-----------|----------|----------|----------|-----------|-----------|--------------|-----------|-------------|-------------|
| 2015 | – DSL Brewers-R | .322 | 50 | 208 | 34 | 67 | 20 | 3 | 1 | 19 | 0 | 0 | 2 | 10 | 20 | 17-10 | 35 | .359 | .462 |
| 2016 | – AZL Brewers-R | .233 | 26 | 73 | 9 | 17 | 3 | 0 | 0 | 7 | 1 | 1 | 2 | 8 | 8 | 1-2 | 10 | .321 | .274 |
| 2017 | – DSL Cubs 1-R | .182 | 7 | 22 | 7 | 4 | 1 | 0 | 1 | 3 | 1 | 0 | 1 | 5 | 1 | 4-1 | 1 | .357 | .364 |
| | – DSL Cubs 2-R | .227 | 23 | 66 | 8 | 15 | 3 | 0 | 0 | 6 | 0 | 1 | 0 | 5 | 12 | 6-1 | 6 | .278 | .273 |
| MINOR LEAGUE TOTALS | | .279 | 106 | 369 | 58 | 103 | 27 | 3 | 2 | 35 | 2 | 2 | 5 | 28 | 41 | 28-14 | 52 | .337 | .385 |

Alexander Ovalles – Outfielder

FULL NAME: Alexander Ovalles (Almonte) **BATS:** Left **THROWS:** Left **HEIGHT:** 6-0 **WEIGHT:** 180
OPENING DAY AGE: 17 **BORN:** 10/6/00 in Santo Domingo, D.R. **RESIDENCE:** Santo Domingo, D.R.

HOW ACQUIRED: Signed by Cubs as a non-drafted free agent 7/27/17 (scouts: Miguel Diaz, Louie Eljaua, Gian Guzman & Jose Serra)

| YEAR | TEAM | AVG | G | AB | R | H | 2B | 3B | HR | RBI | SH | SF | HP | BB | SO | SB-CS | E | OBP | SLG |
|------|------|-------------------------|---|----|---|---|----|----|----|-----|----|----|----|----|----|-------|---|-----|-----|
| 2017 | – | WILL MAKE DEBUT IN 2018 | | | | | | | | | | | | | | | | | |

Carlos Pacheco – Outfielder

FULL NAME: Carlos Armando Pacheco (De los Santos) **BATS:** Right **THROWS:** Right **HEIGHT:** 5-11 **WEIGHT:** 195
OPENING DAY AGE: 19 **BORN:** 4/2/99 in Saltillo, Coahuila, Mexico **RESIDENCE:** Saltillo, Coahuila, Mexico

HOW ACQUIRED: Signed by Cubs as a non-drafted free agent 10/4/16 (scouts: Sergio Hernandez, Louie Eljaua)

| YEAR | TEAM | AVG | G | AB | R | H | 2B | 3B | HR | RBI | SH | SF | HP | BB | SO | SB-CS | E | OBP | SLG |
|------|----------------|------|----|-----|----|----|----|----|----|-----|----|----|----|----|----|-------|---|------|------|
| 2017 | – DSL Cubs 1-R | .232 | 67 | 224 | 45 | 52 | 10 | 3 | 9 | 40 | 1 | 5 | 4 | 46 | 70 | 10-7 | 1 | .366 | .424 |

Eugenio Palma – Pitcher

FULL NAME: Eugenio Alexander Palma (Ortiz) **BATS:** Left **THROWS:** Left **HEIGHT:** 5-11 **WEIGHT:** 170
OPENING DAY AGE: 21 **BORN:** 11/26/96 in Magdalena, Venezuela **RESIDENCE:** San Mateo, Venezuela

HOW ACQUIRED: Signed by Cubs as a non-drafted free agent 5/8/14 (scouts: Hector Ortega and Manuel Pestana)

| YEAR | TEAM | W-L | ERA | G | GS | CG | SHO | SV | IP | H | R | ER | HR | HB | BB | SO | WP | BK |
|----------------------------|--------------|-------------|-------------|-----------|----------|----------|----------|----------|--------------|------------|-----------|-----------|----------|-----------|-----------|------------|-----------|----------|
| 2014 | – VSL Cubs-R | 1-1 | 1.69 | 12 | 0 | 0 | 0 | 0 | 21.1 | 14 | 4 | 4 | 0 | 1 | 3 | 18 | 4 | 1 |
| 2015 | – VSL Cubs-R | 3-2 | 2.03 | 25 | 0 | 0 | 0 | 2 | 48.2 | 39 | 15 | 11 | 2 | 1 | 8 | 32 | 8 | 1 |
| 2016 | – Mesa-R | 3-0 | 1.91 | 14 | 2 | 0 | 0 | 2 | 42.1 | 40 | 16 | 9 | 1 | 3 | 8 | 37 | 3 | 1 |
| 2017 | – Mesa-R | 5-1 | 2.40 | 16 | 0 | 0 | 0 | 1 | 41.1 | 31 | 14 | 11 | 1 | 5 | 6 | 44 | 4 | 3 |
| MINOR LEAGUE TOTALS | | 12-4 | 2.05 | 67 | 2 | 0 | 0 | 5 | 153.2 | 124 | 49 | 35 | 4 | 10 | 25 | 131 | 19 | 6 |

Jeffrey Passantino – Pitcher

FULL NAME: Jeffrey Passantino **BATS:** Right **THROWS:** Right **HEIGHT:** 5-10 **WEIGHT:** 225
OPENING DAY AGE: 22 **BORN:** 9/24/95 in Coffeyville, KS **RESIDENCE:** Cape Coral, FL

SCHOOL: Attended Lipscomb University (Tenn.) ... graduated from Bishop Verot High School in Fort Myers, Fla.

HOW ACQUIRED: Selected by Cubs in 40th round of 2017 draft (scout: Alex McClure)

NOTES: COLLEGE – Received the B.F.C. Whitehouse Award in 2016, given to the most outstanding pitcher in the Cape Cod League ... named a Louisville Slugger Freshman All-American in 2015

| YEAR | TEAM | W-L | ERA | G | GS | CG | SHO | SV | IP | H | R | ER | HR | HB | BB | SO | WP | BK |
|------|--------|-----|------|----|----|----|-----|----|------|----|---|----|----|----|----|----|----|----|
| 2017 | Mesa-R | 2-0 | 3.10 | 11 | 0 | 0 | 0 | 0 | 20.1 | 28 | 8 | 7 | 0 | 1 | 2 | 22 | 4 | 0 |

Adonis Paula – Infielder

FULL NAME: Adonis Paula **BATS:** Right **THROWS:** Right **HEIGHT:** 6-1 **WEIGHT:** 185
OPENING DAY AGE: 23, turns 24 on June 21 **BORN:** 6/21/94 in Santo Domingo, D.R. **RESIDENCE:** Santo Domingo, D.R.

HOW ACQUIRED: Signed by Cubs as a non-drafted free agent 12/22/11 (scouts: Jose Serra and Gian Guzman)

| YEAR | TEAM | AVG | G | AB | R | H | 2B | 3B | HR | RBI | SH | SF | HP | BB | SO | SB-CS | E | OBP | SLG |
|----------------------------|----------------|-------------|------------|-------------|------------|------------|-----------|-----------|-----------|------------|----------|-----------|-----------|-----------|------------|-------------|-----------|-------------|-------------|
| 2012 | DSL Cubs 1-R | .186 | 37 | 129 | 16 | 24 | 4 | 2 | 1 | 11 | 0 | 0 | 5 | 9 | 36 | 4-2 | 15 | .266 | .271 |
| 2013 | DSL Cubs-R | .281 | 69 | 253 | 44 | 71 | 15 | 5 | 3 | 55 | 0 | 3 | 10 | 36 | 50 | 3-3 | 12 | .387 | .415 |
| 2014 | Mesa-R | .228 | 47 | 149 | 14 | 34 | 7 | 1 | 1 | 15 | 1 | 1 | 2 | 10 | 47 | 1-1 | 14 | .284 | .309 |
| 2015 | Eugene-A | .261 | 47 | 157 | 12 | 41 | 9 | 2 | 2 | 19 | 0 | 1 | 2 | 11 | 48 | 1-1 | 12 | .316 | .382 |
| 2016 | South Bend-A | .204 | 40 | 137 | 14 | 28 | 6 | 1 | 2 | 19 | 1 | 3 | 2 | 8 | 52 | 1-0 | 3 | .253 | .307 |
| | Mesa-R | .250 | 1 | 4 | 0 | 1 | 0 | 0 | 0 | 0 | 0 | 0 | 0 | 1 | 0-0 | 0 | .250 | .250 | |
| 2017 | Myrtle Beach-A | .272 | 51 | 147 | 12 | 40 | 4 | 0 | 2 | 18 | 1 | 1 | 3 | 16 | 52 | 1-1 | 8 | .353 | .340 |
| | South Bend-A | .174 | 12 | 46 | 3 | 8 | 3 | 0 | 0 | 4 | 0 | 1 | 0 | 0 | 14 | 0-0 | 4 | .170 | .239 |
| MINOR LEAGUE TOTALS | | .242 | 304 | 1022 | 115 | 247 | 48 | 11 | 11 | 141 | 3 | 10 | 24 | 90 | 300 | 11-8 | 68 | .315 | .342 |

Carlos Paula – Pitcher

FULL NAME: Carlos Francisco Paula (Alcantara) **BATS:** Right **THROWS:** Right **HEIGHT:** 6-0 **WEIGHT:** 195
OPENING DAY AGE: 18 **BORN:** 1/29/00 in Santo Domingo, D.R. **RESIDENCE:** Santiago Rodriguez, D.R.

HOW ACQUIRED: Signed by Cubs as a non-drafted free agent 10/23/16 (scouts: Jose Estevez, Gian Guzman and Jose Serra)

| YEAR | TEAM | W-L | ERA | G | GS | CG | SHO | SV | IP | H | R | ER | HR | HB | BB | SO | WP | BK |
|------|--------------|-----|------|----|----|----|-----|----|------|----|----|----|----|----|----|----|----|----|
| 2017 | DSL Cubs 1-R | 0-4 | 3.20 | 12 | 11 | 0 | 0 | 0 | 45.0 | 40 | 25 | 16 | 4 | 8 | 24 | 24 | 8 | 0 |

Jose Paulino – Pitcher

FULL NAME: Jose Paulino **BATS:** Left **THROWS:** Left **HEIGHT:** 6-2 **WEIGHT:** 165
OPENING DAY AGE: 22, turns 23 on April 9 **BORN:** 4/9/95 in San Cristobal, D.R. **RESIDENCE:** San Cristobal, D.R.

HOW ACQUIRED: Signed by Cubs as a non-drafted free agent 7/20/11 (scout: Jose Serra)

NOTES: 2016 – Named a Northwest League mid-season All-Star and two-time Northwest League Pitcher of the Week ... also named Cubs Minor League Pitcher of the Month for July after going 4-0 with a 1.50 ERA in five starts

| YEAR | TEAM | W-L | ERA | G | GS | CG | SHO | SV | IP | H | R | ER | HR | HB | BB | SO | WP | BK |
|----------------------------|--------------|--------------|-------------|-----------|-----------|----------|----------|----------|--------------|------------|------------|------------|-----------|-----------|------------|------------|-----------|-----------|
| 2012 | DSL Cubs 1-R | 2-6 | 4.18 | 15 | 7 | 0 | 0 | 0 | 60.1 | 54 | 41 | 28 | 4 | 5 | 20 | 60 | 12 | 3 |
| 2013 | DSL Cubs-R | 5-3 | 2.33 | 13 | 10 | 0 | 0 | 0 | 58.0 | 47 | 18 | 15 | 1 | 6 | 12 | 71 | 2 | 0 |
| 2014 | Mesa-R | 3-4 | 5.98 | 12 | 7 | 0 | 0 | 0 | 46.2 | 55 | 41 | 31 | 3 | 7 | 20 | 42 | 7 | 2 |
| 2015 | Eugene-A | 4-6 | 4.42 | 12 | 6 | 0 | 0 | 0 | 55.0 | 59 | 33 | 27 | 5 | 5 | 21 | 57 | 14 | 0 |
| 2016 | Eugene-A | 4-0 | 0.51 | 6 | 6 | 0 | 0 | 0 | 35.0 | 19 | 3 | 2 | 0 | 0 | 3 | 37 | 1 | 2 |
| | South Bend-A | 3-1 | 3.15 | 7 | 7 | 0 | 0 | 0 | 40.0 | 36 | 18 | 14 | 3 | 2 | 10 | 32 | 5 | 2 |
| 2017 | South Bend-A | 7-6 | 4.51 | 27 | 22 | 0 | 0 | 0 | 123.2 | 125 | 68 | 62 | 6 | 8 | 42 | 94 | 10 | 5 |
| MINOR LEAGUE TOTALS | | 28-26 | 3.85 | 92 | 65 | 0 | 0 | 0 | 418.2 | 395 | 222 | 179 | 22 | 33 | 128 | 393 | 51 | 14 |

Tyler Payne – Catcher

FULL NAME: Anthony Payne **BATS:** Right **THROWS:** Right **HEIGHT:** 5-11 **WEIGHT:** 210
OPENING DAY AGE: 25 **BORN:** 10/25/92 in Charleston, WV **RESIDENCE:** Hurricane, WV

SCHOOL: Graduated from West Virginia State University ... graduated from Hurricane (W.Va.) High School

HOW ACQUIRED: Selected by Cubs in 30th round of 2015 draft (scout: Daniel Carte)

NOTES: COLLEGE – Posted a career batting average of .355 and posted a .994 fielding percentage behind the plate ... was second-team All-Conference each of his three seasons with WVU

| YEAR | TEAM | AVG | G | AB | R | H | 2B | 3B | HR | RBI | SH | SF | HP | BB | SO | SB-CS | E | OBP | SLG |
|----------------------------|--------------|-------------|------------|------------|-----------|-----------|-----------|----------|-----------|-----------|----------|----------|----------|-----------|-----------|------------|----------|-------------|-------------|
| 2015 | Mesa-R | .192 | 16 | 52 | 3 | 10 | 1 | 0 | 0 | 3 | 0 | 0 | 0 | 11 | 8 | 0-1 | 0 | .333 | .212 |
| 2016 | Eugene-A | .246 | 41 | 138 | 15 | 34 | 7 | 2 | 3 | 19 | 1 | 1 | 2 | 17 | 25 | 0-0 | 2 | .335 | .391 |
| 2017 | South Bend-A | .245 | 53 | 184 | 21 | 45 | 7 | 0 | 6 | 32 | 1 | 2 | 1 | 18 | 39 | 0-0 | 5 | .312 | .380 |
| | Eugene-A | .243 | 10 | 37 | 6 | 9 | 3 | 0 | 1 | 5 | 0 | 1 | 0 | 6 | 9 | 0-0 | 1 | .341 | .405 |
| MINOR LEAGUE TOTALS | | .238 | 120 | 411 | 45 | 98 | 18 | 2 | 10 | 59 | 2 | 4 | 3 | 52 | 81 | 0-1 | 8 | .326 | .365 |

Tyler Pearson – Catcher

FULL NAME: Tyler Todd Pearson **BATS:** Right **THROWS:** Right **HEIGHT:** 6-1 **WEIGHT:** 195
OPENING DAY AGE: 25, turns 26 on April 15 **BORN:** 4/15/92 in Amarillo, TX **RESIDENCE:** Lubbock, TX

SCHOOL: Attended Texas State University and Rice University (2011) ... graduated from Monterey (Texas) High School

HOW ACQUIRED: Selected by Cubs in 25th round of 2014 draft (scout: Chris Clemons)

NOTES: 2015 – Was twice placed on the disabled list with a left calf strain ... **COLLEGE** – Led the Sun Belt Conference in runners caught stealing in 2014 and was second on the team with five home runs

| YEAR | TEAM | AVG | G | AB | R | H | 2B | 3B | HR | RBI | SH | SF | HP | BB | SO | SB-CS | E | OBP | SLG |
|----------------------------|------------------|-------------|------------|------------|-----------|-----------|-----------|----------|----------|-----------|----------|----------|-----------|-----------|-----------|------------|----------|-------------|-------------|
| 2014 | – Mesa-R | .235 | 21 | 51 | 9 | 12 | 2 | 1 | 2 | 6 | 0 | 1 | 5 | 2 | 16 | 1-2 | 5 | .322 | .431 |
| 2015 | – Tennessee-AA | .150 | 16 | 40 | 5 | 6 | 3 | 1 | 0 | 1 | 1 | 0 | 1 | 7 | 19 | 0-0 | 3 | .292 | .275 |
| 2016 | – Myrtle Beach-A | .205 | 30 | 88 | 9 | 18 | 2 | 0 | 1 | 9 | 3 | 1 | 3 | 9 | 28 | 1-0 | 0 | .297 | .261 |
| 2017 | – Myrtle Beach-A | .257 | 35 | 113 | 17 | 29 | 7 | 0 | 4 | 11 | 2 | 0 | 4 | 10 | 31 | 0-0 | 1 | .339 | .425 |
| MINOR LEAGUE TOTALS | | .223 | 102 | 292 | 40 | 65 | 14 | 2 | 7 | 27 | 6 | 2 | 13 | 28 | 94 | 2-2 | 9 | .316 | .356 |

Henry Pedra – Infielder

FULL NAME: Henry Jesus Pedra (Flores) **BATS:** Right **THROWS:** Right **HEIGHT:** 5-11 **WEIGHT:** 175
OPENING DAY AGE: 23, turns 24 on April 26 **BORN:** 4/26/94 in Maracay, Venezuela **RESIDENCE:** Maracay, Venezuela

HOW ACQUIRED: Signed by Cubs as a non-drafted free agent 5/13/14 (scouts: Hector Ortega and Rafael Jimenez)

| YEAR | TEAM | AVG | G | AB | R | H | 2B | 3B | HR | RBI | SH | SF | HP | BB | SO | SB-CS | E | OBP | SLG |
|----------------------------|----------------|-------------|------------|------------|-----------|------------|-----------|----------|----------|-----------|----------|----------|-----------|-----------|------------|--------------|-----------|-------------|-------------|
| 2014 | – VSL Cubs-R | .254 | 46 | 118 | 20 | 30 | 3 | 1 | 0 | 10 | 4 | 2 | 3 | 9 | 29 | 9-3 | 12 | .318 | .297 |
| 2015 | – VSL Cubs-R | .209 | 59 | 182 | 30 | 38 | 9 | 0 | 0 | 20 | 1 | 0 | 6 | 20 | 49 | 10-8 | 3 | .308 | .258 |
| 2016 | – DSL Cubs 2-R | .238 | 15 | 42 | 13 | 10 | 2 | 0 | 1 | 6 | 0 | 1 | 3 | 9 | 7 | 6-2 | 2 | .400 | .357 |
| | – DSL Cubs-R | .133 | 6 | 15 | 2 | 2 | 1 | 0 | 0 | 2 | 0 | 0 | 2 | 2 | 0 | 1-1 | 4 | .316 | .200 |
| 2017 | – DSL Cubs 2-R | .259 | 59 | 185 | 33 | 48 | 9 | 2 | 2 | 21 | 1 | 1 | 13 | 16 | 40 | 13-5 | 16 | .358 | .362 |
| MINOR LEAGUE TOTALS | | .236 | 185 | 542 | 98 | 128 | 24 | 3 | 3 | 59 | 6 | 2 | 26 | 56 | 125 | 39-19 | 37 | .335 | .308 |

Yeiler Peguero – Infielder

FULL NAME: Yeiler Vismark Peguero (Ramirez) **BATS:** Switch **THROWS:** Right **HEIGHT:** 5-10 **WEIGHT:** 150
OPENING DAY AGE: 20 **BORN:** 9/20/97 in Azua, D.R. **RESIDENCE:** Azua, D.R.

HOW ACQUIRED: Signed by Cubs as a non-drafted free agent 7/3/14 (scouts: Valerio Heredia, Gian Guzman and Jose Serra)

NOTES: 2017 – Named a Midwest League mid-season All-Star

| YEAR | TEAM | AVG | G | AB | R | H | 2B | 3B | HR | RBI | SH | SF | HP | BB | SO | SB-CS | E | OBP | SLG |
|----------------------------|----------------|-------------|------------|------------|------------|------------|-----------|-----------|----------|-----------|-----------|----------|----------|------------|------------|--------------|-----------|-------------|-------------|
| 2015 | – DSL Cubs-R | .284 | 64 | 236 | 48 | 67 | 8 | 6 | 0 | 18 | 4 | 2 | 3 | 39 | 30 | 15-5 | 16 | .389 | .369 |
| 2016 | – Eugene-A | .260 | 68 | 262 | 33 | 68 | 11 | 3 | 1 | 25 | 7 | 2 | 2 | 25 | 45 | 6-5 | 11 | .326 | .336 |
| 2017 | – South Bend-A | .233 | 107 | 377 | 54 | 88 | 21 | 5 | 2 | 40 | 9 | 3 | 2 | 46 | 75 | 9-9 | 20 | .318 | .332 |
| MINOR LEAGUE TOTALS | | .255 | 239 | 875 | 135 | 223 | 40 | 14 | 3 | 83 | 20 | 7 | 7 | 110 | 150 | 30-19 | 47 | .340 | .343 |

Brailin Pena – Outfielder

FULL NAME: Brailin Pena (Candelario) **BATS:** Left **THROWS:** Left **HEIGHT:** 5-11 **WEIGHT:** 160
OPENING DAY AGE: 16, turns 17 on May 2 **BORN:** 5/2/01 in Santiago, D.R. **RESIDENCE:** Santo Domingo, D.R.

HOW ACQUIRED: Signed by Cubs as a non-drafted free agent 7/27/17 (scouts: Gian Guzman, Louie Eljaua & Jose Serra)

| YEAR | TEAM | AVG | G | AB | R | H | 2B | 3B | HR | RBI | SH | SF | HP | BB | SO | SB-CS | E | OBP | SLG |
|------|------|-----|---|----|---|---|----|----|----|-----|----|----|----|----|----|-------|---|-----|-----|
| 2017 | – | | | | | | | | | | | | | | | | | | |

WILL MAKE DEBUT IN 2018

Raymond Pena – Catcher

FULL NAME: Raymond Alf Pena (Canahuate) **BATS:** Right **THROWS:** Right **HEIGHT:** 5-10 **WEIGHT:** 160
OPENING DAY AGE: 20, turns 21 on April 7 **BORN:** 4/7/97 in Santo Domingo, D.R. **RESIDENCE:** Santo Domingo, D.R.

HOW ACQUIRED: Signed by Cubs as a non-drafted free agent 8/28/14 (scouts: Miguel Diaz, Gian Guzman and Jose Serra)

| YEAR | TEAM | AVG | G | AB | R | H | 2B | 3B | HR | RBI | SH | SF | HP | BB | SO | SB-CS | E | OBP | SLG |
|----------------------------|----------------|-------------|------------|------------|-----------|-----------|----------|----------|----------|-----------|----------|----------|----------|-----------|-----------|------------|-----------|-------------|-------------|
| 2015 | – DSL Cubs-R | .109 | 35 | 110 | 12 | 12 | 2 | 0 | 0 | 5 | 1 | 1 | 3 | 16 | 37 | 3-0 | 12 | .238 | .127 |
| 2016 | – DSL Cubs-R | .143 | 40 | 112 | 7 | 16 | 4 | 0 | 1 | 5 | 1 | 0 | 1 | 14 | 26 | 3-4 | 15 | .244 | .205 |
| 2017 | – DSL Cubs 2-R | .168 | 43 | 101 | 5 | 17 | 3 | 0 | 0 | 6 | 0 | 0 | 2 | 11 | 27 | 2-3 | 10 | .263 | .198 |
| MINOR LEAGUE TOTALS | | .139 | 118 | 323 | 24 | 45 | 9 | 0 | 1 | 16 | 2 | 1 | 6 | 41 | 90 | 8-7 | 37 | .248 | .176 |

Carlos Penalver – Infielder

FULL NAME: Carlos Eduardo Penalver **BATS:** Right **THROWS:** Right **HEIGHT:** 6-0 **WEIGHT:** 170
OPENING DAY AGE: 23, turns 24 on May 17 **BORN:** 5/17/94 in Aragua, Venezuela **RESIDENCE:** Aragua, Venezuela

HOW ACQUIRED: Signed by Cubs as a non-drafted free agent 7/2/10 (scouts: Hector Ortega and Julio Figueroa)

| YEAR | TEAM | AVG | G | AB | R | H | 2B | 3B | HR | RBI | SH | SF | HP | BB | SO | SB-CS | E | OBP | SLG |
|----------------------------|------------------|-------------|------------|-------------|------------|------------|-----------|-----------|----------|------------|-----------|-----------|-----------|------------|------------|--------------|------------|-------------|-------------|
| 2011 | – DSL Cubs 2-R | .272 | 72 | 261 | 51 | 71 | 11 | 2 | 1 | 38 | 6 | 4 | 5 | 35 | 42 | 21-8 | 16 | .364 | .341 |
| 2012 | – Mesa-R | .273 | 49 | 183 | 27 | 50 | 7 | 1 | 0 | 20 | 0 | 2 | 1 | 19 | 31 | 7-4 | 15 | .341 | .322 |
| 2013 | – Boise-A | .261 | 68 | 234 | 43 | 61 | 16 | 2 | 1 | 21 | 1 | 1 | 3 | 25 | 49 | 9-3 | 18 | .338 | .359 |
| | – Mesa-R | .154 | 4 | 13 | 3 | 2 | 0 | 0 | 0 | 2 | 0 | 1 | 1 | 3 | 4 | 0-0 | 1 | .333 | .154 |
| 2014 | – Kane County-A | .211 | 128 | 478 | 55 | 101 | 17 | 4 | 1 | 40 | 9 | 4 | 2 | 33 | 100 | 21-10 | 22 | .263 | .270 |
| 2015 | – Myrtle Beach-A | .197 | 114 | 381 | 38 | 75 | 10 | 4 | 2 | 42 | 6 | 5 | 3 | 42 | 80 | 11-8 | 19 | .278 | .260 |
| | – Tennessee-AA | .364 | 3 | 11 | 3 | 4 | 0 | 0 | 1 | 3 | 0 | 0 | 0 | 3 | 3 | 0-0 | 0 | .500 | .636 |
| 2016 | – Tennessee-AA | .211 | 118 | 407 | 36 | 86 | 21 | 1 | 0 | 33 | 4 | 3 | 2 | 29 | 73 | 2-2 | 31 | .265 | .268 |
| 2017 | – Tennessee-AA | .254 | 112 | 382 | 48 | 97 | 11 | 4 | 3 | 18 | 6 | 2 | 5 | 18 | 67 | 1-1 | 25 | .295 | .327 |
| MINOR LEAGUE TOTALS | | .233 | 668 | 2350 | 304 | 547 | 93 | 18 | 9 | 217 | 32 | 22 | 22 | 207 | 449 | 72-36 | 147 | .298 | .299 |

Stephen Perakslis – Pitcher

FULL NAME: Stephen Paul Perakslis **BATS:** Right **THROWS:** Right **HEIGHT:** 6-1 **WEIGHT:** 185
OPENING DAY AGE: 27 **BORN:** 1/15/91 in Stoughton, MA **RESIDENCE:** Abington, MA

SCHOOL: Attended the University of Maine ... graduated from Abington (Mass.) High School

HOW ACQUIRED: Selected by Cubs in 21st round of 2012 draft (scout: Matt Sherman)

NOTES: 2015 – On disabled list June 5 through the end of the season with right biceps inflammation ... **COLLEGE** – Was an America East Second Team selection in 2012 ... earned America East Second Team selection in 2011

| YEAR | TEAM | W-L | ERA | G | GS | CG | SHO | SV | IP | H | R | ER | HR | HB | BB | SO | WP | BK |
|----------------------------|---------------|--------------|-------------|------------|-----------|----------|----------|-----------|--------------|------------|------------|------------|-----------|----------|------------|------------|-----------|----------|
| 2012 | Mesa-R | 4-0 | 3.20 | 15 | 0 | 0 | 0 | 2 | 25.1 | 23 | 13 | 9 | 0 | 0 | 6 | 26 | 2 | 0 |
| | Peoria-A | 0-0 | 9.00 | 1 | 0 | 0 | 0 | 0 | 1.0 | 3 | 1 | 1 | 0 | 0 | 0 | 1 | 0 | 0 |
| 2013 | Kane County-A | 1-3 | 2.93 | 37 | 0 | 0 | 0 | 7 | 58.1 | 51 | 20 | 19 | 2 | 3 | 20 | 44 | 5 | 0 |
| 2014 | Daytona-A | 5-0 | 3.93 | 35 | 0 | 0 | 0 | 3 | 68.2 | 62 | 32 | 30 | 4 | 2 | 28 | 55 | 6 | 0 |
| 2015 | Tennessee-AA | 2-2 | 4.22 | 14 | 0 | 0 | 0 | 0 | 21.1 | 18 | 11 | 10 | 2 | 1 | 8 | 16 | 0 | 0 |
| 2016 | Iowa-AAA | 0-1 | 4.00 | 5 | 3 | 0 | 0 | 0 | 18.0 | 15 | 10 | 8 | 3 | 0 | 3 | 14 | 1 | 0 |
| | Tennessee-AA | 2-4 | 3.47 | 27 | 3 | 0 | 0 | 0 | 57.0 | 58 | 30 | 22 | 5 | 1 | 16 | 44 | 3 | 1 |
| 2017 | Tennessee-AA | 5-2 | 3.10 | 26 | 3 | 0 | 0 | 1 | 52.1 | 46 | 18 | 18 | 2 | 0 | 13 | 54 | 2 | 0 |
| | Iowa-AAA | 0-1 | 3.43 | 8 | 3 | 0 | 0 | 0 | 21.0 | 19 | 8 | 8 | 1 | 0 | 10 | 23 | 1 | 0 |
| MINOR LEAGUE TOTALS | | 19-13 | 3.48 | 168 | 12 | 0 | 0 | 13 | 323.0 | 295 | 143 | 125 | 19 | 7 | 104 | 276 | 21 | 1 |

Jhonny Pereda – Catcher

FULL NAME: Jhonny Fernando Pereda (Rosales) **BATS:** Right **THROWS:** Right **HEIGHT:** 6-1 **WEIGHT:** 175
OPENING DAY AGE: 21, turns 22 on April 18 **BORN:** 4/18/96 in San Juan, Venezuela **RESIDENCE:** San Sebastian, Venezuela

HOW ACQUIRED: Signed by Cubs as a non-drafted free agent 4/4/13 (scout: Hector Ortega)

NOTES: 2015 – On disabled list July 22 through the end of the season with a left hamate fracture

| YEAR | TEAM | AVG | G | AB | R | H | 2B | 3B | HR | RBI | SH | SF | HP | BB | SO | SB-CS | E | OBP | SLG |
|----------------------------|--------------|-------------|------------|------------|-----------|------------|-----------|----------|----------|-----------|----------|----------|-----------|------------|------------|------------|-----------|-------------|-------------|
| 2013 | VSL Cubs-R | .213 | 59 | 188 | 18 | 40 | 9 | 0 | 2 | 21 | 1 | 3 | 1 | 22 | 36 | 0-0 | 7 | .294 | .293 |
| 2014 | VSL Cubs-R | .228 | 63 | 215 | 24 | 49 | 6 | 1 | 1 | 14 | 1 | 0 | 4 | 23 | 16 | 1-4 | 6 | .314 | .279 |
| 2015 | Mesa-R | .143 | 11 | 35 | 6 | 5 | 3 | 0 | 0 | 1 | 0 | 1 | 1 | 3 | 6 | 0-0 | 1 | .225 | .229 |
| 2016 | Mesa-R | .289 | 41 | 128 | 17 | 37 | 7 | 1 | 2 | 23 | 0 | 2 | 3 | 16 | 21 | 0-2 | 6 | .376 | .406 |
| 2017 | South Bend-A | .249 | 92 | 317 | 33 | 79 | 13 | 0 | 0 | 29 | 1 | 0 | 4 | 37 | 60 | 2-3 | 6 | .335 | .290 |
| MINOR LEAGUE TOTALS | | .238 | 266 | 883 | 98 | 210 | 38 | 2 | 5 | 88 | 3 | 6 | 13 | 101 | 139 | 3-9 | 26 | .323 | .302 |

Henderson Perez – Catcher

FULL NAME: Henderson Manuel Perez (Rodriguez) **BATS:** Right **THROWS:** Right **HEIGHT:** 5-11 **WEIGHT:** 160
OPENING DAY AGE: 18, turns 19 on June 10 **BORN:** 6/10/99 in Distrito Capital, Venezuela **RESIDENCE:** Santa Teresa del Tuy, Miranda, Venezuela

HOW ACQUIRED: Signed by Cubs as a non-drafted free agent 8/25/15 (scouts: Julio Figueroa and Hector Ortega)

| YEAR | TEAM | AVG | G | AB | R | H | 2B | 3B | HR | RBI | SH | SF | HP | BB | SO | SB-CS | E | OBP | SLG |
|----------------------------|--------------|-------------|-----------|------------|-----------|-----------|-----------|----------|----------|-----------|----------|----------|----------|-----------|-----------|-------------|----------|-------------|-------------|
| 2016 | DSL Cubs-R | .226 | 46 | 155 | 15 | 35 | 9 | 0 | 0 | 9 | 0 | 1 | 4 | 18 | 45 | 9-4 | 0 | .320 | .284 |
| 2017 | DSL Cubs 1-R | .224 | 51 | 143 | 31 | 32 | 4 | 2 | 2 | 22 | 0 | 0 | 1 | 25 | 29 | 9-4 | 6 | .343 | .322 |
| MINOR LEAGUE TOTALS | | .225 | 97 | 298 | 46 | 67 | 13 | 2 | 2 | 31 | 0 | 1 | 5 | 43 | 74 | 18-8 | 6 | .331 | .302 |

Herson Perez – Catcher

FULL NAME: Herson Guillermo Perez (Rodriguez) **BATS:** Switch **THROWS:** Right **HEIGHT:** 5-11 **WEIGHT:** 172
OPENING DAY AGE: 21 **BORN:** 12/19/96 in Caracas, Venezuela **RESIDENCE:** Santa Teresa del Tuy, Miranda, Venezuela

HOW ACQUIRED: Signed by Cubs as a non-drafted free agent 9/7/15 (scouts: Julio Figueroa and Hector Ortega)

| YEAR | TEAM | AVG | G | AB | R | H | 2B | 3B | HR | RBI | SH | SF | HP | BB | SO | SB-CS | E | OBP | SLG |
|----------------------------|--------------|-------------|-----------|------------|-----------|-----------|----------|----------|----------|-----------|----------|----------|----------|-----------|-----------|--------------|-----------|-------------|-------------|
| 2016 | DSL Cubs-R | .213 | 31 | 94 | 9 | 20 | 2 | 2 | 0 | 8 | 0 | 0 | 1 | 13 | 23 | 8-5 | 9 | .315 | .277 |
| 2017 | DSL Cubs 1-R | .289 | 61 | 190 | 36 | 55 | 5 | 1 | 0 | 16 | 2 | 1 | 2 | 23 | 27 | 16-10 | 16 | .370 | .326 |
| MINOR LEAGUE TOTALS | | .264 | 92 | 284 | 45 | 75 | 7 | 3 | 0 | 24 | 2 | 1 | 3 | 36 | 50 | 24-15 | 25 | .352 | .310 |

MAJOR LEAGUE WAIVER RULES

There are four types of waiver requests – Major League Waivers, Special Waivers, Outright Waivers and Unconditional Release Waivers.

Major League Waivers are necessary for any player assignment between major league clubs made from August 1 until the day after the close of the regular season. Waivers are not needed for Major League assignments during the rest of the year. The trading deadline in which waivers are not needed is July 31.

Special Waivers are irrevocable. They are required for a major league club to outright a player to a minor league club from September 1 until the 30th day of the following season.

Outright Waivers are irrevocable. They are required for a major league club to outright a player to a minor league club from the 31st day of the regular season until August 31.

Unconditional Release Waivers can be secured at any point during the year.

Junior Perez – Pitcher

FULL NAME: Junior Antonio Perez (Carvajal) BATS: Right THROWS: Right HEIGHT: 6-4 WEIGHT: 190
OPENING DAY AGE: 19 BORN: 12/19/98 in Bani, Peravia, D.R. RESIDENCE: Bani, Peravia, D.R.

HOW ACQUIRED: Signed by Cubs as a non-drafted free agent 8/23/15 (scouts: Carlos Reyes, Jose Serra and Louie Eljaua)

| YEAR | TEAM | W-L | ERA | G | GS | CG | SHO | SV | IP | H | R | ER | HR | HB | BB | SO | WP | BK |
|----------------------------|----------------|------------|-------------|-----------|-----------|----------|----------|----------|-------------|-----------|-----------|-----------|----------|----------|-----------|-----------|----------|----------|
| 2016 | – DSL Cubs 1-R | 0-2 | 4.13 | 9 | 9 | 0 | 0 | 0 | 28.1 | 31 | 19 | 13 | 1 | 4 | 8 | 21 | 6 | 0 |
| 2017 | – Mesa-R | 0-3 | 9.82 | 7 | 6 | 0 | 0 | 0 | 18.1 | 29 | 23 | 20 | 3 | 1 | 9 | 26 | 2 | 2 |
| MINOR LEAGUE TOTALS | | 0-5 | 6.36 | 16 | 15 | 0 | 0 | 0 | 46.2 | 60 | 42 | 33 | 4 | 5 | 17 | 47 | 8 | 2 |

Yonathan Perlaza – Infielder

FULL NAME: Yonathan Jesus Perlaza (Hernandez) BATS: Switch THROWS: Right HEIGHT: 5-10 WEIGHT: 195
OPENING DAY AGE: 19 BORN: 11/10/98 in Paramo Tucani, Merida, Venezuela RESIDENCE: Maracaibo, Zulia, Venezuela

HOW ACQUIRED: Signed by Cubs as a non-drafted free agent 8/26/15 (scouts: Rafael Jimenez, Hector Ortega and Louie Eljaua)

| YEAR | TEAM | AVG | G | AB | R | H | 2B | 3B | HR | RBI | SH | SF | HP | BB | SO | SB-CS | E | OBP | SLG |
|----------------------------|--------------|-------------|-----------|------------|-----------|-----------|-----------|----------|----------|-----------|----------|----------|----------|-----------|-----------|--------------|-----------|-------------|-------------|
| 2016 | – DSL Cubs-R | .256 | 60 | 223 | 29 | 57 | 12 | 4 | 3 | 18 | 1 | 2 | 1 | 18 | 50 | 17-11 | 15 | .311 | .386 |
| 2017 | – Mesa-R | .235 | 25 | 102 | 13 | 24 | 4 | 2 | 0 | 6 | 1 | 0 | 0 | 6 | 25 | 4-3 | 9 | .278 | .314 |
| MINOR LEAGUE TOTALS | | .249 | 85 | 325 | 42 | 81 | 16 | 6 | 3 | 24 | 2 | 2 | 1 | 24 | 75 | 21-14 | 24 | .301 | .363 |

Fabian Pertuz – Infielder

FULL NAME: Fabian Pertuz (Echeverria) BATS: Right THROWS: Right HEIGHT: 6-0 WEIGHT: 156
OPENING DAY AGE: 17, turns 18 on September 1 BORN: 9/1/00 in Atlantico, Colombia RESIDENCE: Atlantico, Colombia

HOW ACQUIRED: Signed by Cubs as a non-drafted free agent 8/5/17 (scouts: Manny Esquivia, Louie Eljaua & Hector Ortega)

| YEAR | TEAM | AVG | G | AB | R | H | 2B | 3B | HR | RBI | SH | SF | HP | BB | SO | SB-CS | E | OBP | SLG |
|------|------|-----|---|----|---|---|----|----|----|-----|----|----|----|----|----|-------|---|-----|-----|
| 2017 | – | | | | | | | | | | | | | | | | | | |

WILL MAKE DEBUT IN 2018

Tyler Peyton – Pitcher

FULL NAME: Tyler James Howard Peyton BATS: Right THROWS: Right HEIGHT: 6-3 WEIGHT: 200
OPENING DAY AGE: 24 BORN: 3/31/94 in Ottumwa, IA RESIDENCE: Grimes, IA

SCHOOL: Attended University of Iowa (2014-16) and Iowa Central CC (2013) ... graduated from Dallas Center-Grimes High School in Grimes, Iowa

HOW ACQUIRED: Selected by Cubs in 29th round of 2016 draft (scout: Stan Zielinski)

NOTES: 2016 – Placed on 60-day disabled list July 6 with a right shoulder strain ... COLLEGE – Went 4-2 with a 3.60 ERA in Big Ten Play in 2016 ... in addition to pitching, he batted above .330 in all three seasons with Iowa from 2014-16 ... named a third-team All-American by two outlets in 2015, as well as third-team All-Big Ten ... HIGH SCHOOL – Named to the All-State Super Team as a senior and named the ISS Pitcher of the Year as he led his team to a state championship ... was a three-time all-conference and all-district selection

| YEAR | TEAM | W-L | ERA | G | GS | CG | SHO | SV | IP | H | R | ER | HR | HB | BB | SO | WP | BK |
|------|----------------|-----|------|----|----|----|-----|----|------|----|----|----|----|----|----|----|----|----|
| 2017 | – South Bend-A | 3-3 | 3.19 | 18 | 4 | 0 | 0 | 1 | 67.2 | 68 | 28 | 24 | 6 | 1 | 25 | 42 | 6 | 1 |

Christopher Pieters – Outfielder

FULL NAME: Christopher Daniel Pieters BATS: Left THROWS: Left HEIGHT: 6-3 WEIGHT: 183
OPENING DAY AGE: 23 BORN: 9/21/94 in Willemstad, Curacao RESIDENCE: Willemstad, Curacao

HOW ACQUIRED: Signed by Cubs as a non-drafted free agent 7/27/11 (scout: Hector Ortega)

NOTES: 2016 – Named a Northwest League mid-season All-Star ... NOTE – Originally signed with the Cubs as a pitcher and went 4-11 with a 9.31 ERA (80 ER/77.1 IP) in 51 appearances with the Dominican and Venezuelan Summer League Cubs teams from 2012-2014 ... transitioned to a position player in 2015

| YEAR | TEAM | AVG | G | AB | R | H | 2B | 3B | HR | RBI | SH | SF | HP | BB | SO | SB-CS | E | OBP | SLG |
|----------------------------|----------------|-------------|------------|------------|------------|------------|-----------|-----------|-----------|------------|----------|----------|-----------|------------|------------|--------------|-----------|-------------|-------------|
| 2015 | – DSL Cubs-R | .311 | 53 | 180 | 38 | 56 | 8 | 2 | 3 | 33 | 1 | 2 | 10 | 40 | 32 | 25-4 | 10 | .457 | .428 |
| | – Mesa-R | .257 | 9 | 35 | 6 | 9 | 5 | 0 | 0 | 6 | 0 | 2 | 1 | 1 | 10 | 0-0 | 1 | .282 | .400 |
| 2016 | – Eugene-A | .246 | 66 | 252 | 36 | 62 | 8 | 3 | 3 | 30 | 1 | 2 | 2 | 28 | 73 | 20-3 | 8 | .324 | .337 |
| 2017 | – South Bend-A | .254 | 86 | 307 | 51 | 78 | 14 | 7 | 4 | 31 | 1 | 2 | 6 | 35 | 73 | 13-9 | 5 | .340 | .384 |
| MINOR LEAGUE TOTALS | | .265 | 214 | 774 | 131 | 205 | 35 | 12 | 10 | 100 | 3 | 8 | 19 | 104 | 188 | 58-16 | 24 | .362 | .380 |

Oswaldo Pina – Infielder

FULL NAME: Oswaldo Jose Pina (Delgado) BATS: Right THROWS: Right HEIGHT: 5-10 WEIGHT: 170
OPENING DAY AGE: 19, turns 20 on August 9 BORN: 8/9/98 in Ciudad Ojeda, Zulia, Venezuela RESIDENCE: Maracay, Aragua, Venezuela

HOW ACQUIRED: Signed by Cubs as a non-drafted free agent 8/30/16 (scouts: Hector Ortega and Rafael Jimenez)

NOTES: 2017 – Placed on 60-day disabled list July 27 with a left hamstring strain

| YEAR | TEAM | AVG | G | AB | R | H | 2B | 3B | HR | RBI | SH | SF | HP | BB | SO | SB-CS | E | OBP | SLG |
|------|----------------|------|---|----|---|---|----|----|----|-----|----|----|----|----|----|-------|---|------|------|
| 2017 | – DSL Cubs 1-R | .200 | 3 | 5 | 0 | 1 | 0 | 0 | 0 | 0 | 0 | 0 | 0 | 0 | 0 | 1-0 | 1 | .200 | .200 |

Gustavo Polanco – Catcher

FULL NAME: Gustavo Antonio Polanco (Villalobos) BATS: Right THROWS: Right HEIGHT: 6-0 WEIGHT: 190
OPENING DAY AGE: 20, turns 21 on June 13 BORN: 6/13/97 in Abudure, Venezuela RESIDENCE: Coro, Venezuela

HOW ACQUIRED: Signed by Cubs as a non-drafted free agent 8/16/14 (scouts: Gian Guzman, Jose Serra and Miguel Diaz)

NOTES: 2017 – Named a Northwest League mid-season All-Star ... led the team with a .281 average and 32 RBI

| YEAR | TEAM | AVG | G | AB | R | H | 2B | 3B | HR | RBI | SH | SF | HP | BB | SO | SB-CS | E | OBP | SLG |
|----------------------------|--------------|-------------|------------|------------|-----------|------------|-----------|----------|----------|-----------|----------|----------|-----------|-----------|------------|------------|-----------|-------------|-------------|
| 2015 | – VSL Cubs-R | .282 | 53 | 195 | 23 | 55 | 10 | 0 | 0 | 23 | 1 | 3 | 6 | 10 | 12 | 3-3 | 6 | .332 | .333 |
| 2016 | – Mesa-R | .322 | 46 | 177 | 27 | 57 | 7 | 1 | 1 | 22 | 0 | 0 | 3 | 5 | 21 | 4-1 | 11 | .351 | .390 |
| 2017 | – Eugene-A | .281 | 64 | 260 | 26 | 73 | 12 | 3 | 2 | 32 | 0 | 2 | 4 | 10 | 76 | 2-1 | 5 | .315 | .373 |
| MINOR LEAGUE TOTALS | | .293 | 163 | 632 | 76 | 185 | 29 | 4 | 3 | 77 | 1 | 5 | 13 | 25 | 109 | 9-5 | 22 | .330 | .366 |

James Pugliese – Pitcher

FULL NAME: James Michael Pugliese **BATS:** Right **THROWS:** Right **HEIGHT:** 6-3 **WEIGHT:** 205
OPENING DAY AGE: 25, turns 26 on August 12 **BORN:** 8/12/92 in Trenton, NJ **RESIDENCE:** Hamilton, NJ

SCHOOL: Attended Mercer County Community College in West Windsor, N.J. ... graduated from Steinert High School in Hamilton, N.J.

HOW ACQUIRED: Selected by Cubs in 18th round of 2011 draft (scout: John Cefrini)

NOTES: 2013 – Named a Northwest League mid-season All Star ... finished second in the Northwest League with a 2.32 ERA for Boise ... named Northwest League Pitcher of the Week for July 15-21 ... was 1-0 and tossed 11.0 shutout innings in two starts

| YEAR | TEAM | W-L | ERA | G | GS | CG | SHO | SV | IP | H | R | ER | HR | HB | BB | SO | WP | BK |
|----------------------------|-------------------|--------------|-------------|------------|-----------|----------|----------|-----------|--------------|------------|------------|------------|-----------|-----------|------------|------------|-----------|----------|
| 2011 | – Mesa-R | 2-2 | 4.62 | 15 | 9 | 0 | 0 | 0 | 39.0 | 47 | 23 | 20 | 2 | 1 | 12 | 32 | 4 | 1 |
| 2012 | – Boise-A | 1-5 | 5.37 | 15 | 11 | 0 | 0 | 0 | 60.1 | 78 | 46 | 36 | 8 | 5 | 22 | 51 | 5 | 0 |
| 2013 | – Boise-A | 4-3 | 2.32 | 12 | 11 | 0 | 0 | 0 | 62.0 | 55 | 21 | 16 | 2 | 4 | 12 | 47 | 2 | 1 |
| | Kane County-A | 0-2 | 7.71 | 3 | 3 | 0 | 0 | 0 | 14.0 | 22 | 13 | 12 | 2 | 0 | 2 | 12 | 2 | 1 |
| 2014 | – Kane County-A | 4-0 | 1.66 | 31 | 0 | 0 | 0 | 3 | 54.1 | 39 | 14 | 10 | 1 | 2 | 15 | 56 | 3 | 0 |
| | Mesa-R | 0-0 | 0.00 | 2 | 0 | 0 | 0 | 1 | 3.0 | 0 | 0 | 0 | 0 | 0 | 0 | 5 | 0 | 0 |
| 2015 | – Myrtle Beach-AA | 4-2 | 2.62 | 30 | 0 | 0 | 0 | 5 | 55.0 | 52 | 17 | 16 | 0 | 3 | 13 | 49 | 2 | 0 |
| | Tennessee-AA | 0-1 | 6.75 | 2 | 0 | 0 | 0 | 0 | 2.2 | 4 | 2 | 2 | 0 | 0 | 3 | 2 | 0 | 0 |
| 2016 | – Myrtle Beach-A | 7-5 | 3.83 | 28 | 7 | 0 | 0 | 0 | 84.2 | 80 | 40 | 36 | 3 | 4 | 31 | 83 | 2 | 1 |
| | Tennessee-AA | 0-0 | 2.25 | 2 | 0 | 0 | 0 | 0 | 4.0 | 1 | 1 | 1 | 0 | 0 | 3 | 1 | 0 | 0 |
| 2017 | – Tennessee-AA | 7-2 | 1.84 | 40 | 7 | 0 | 0 | 1 | 78.1 | 56 | 17 | 16 | 5 | 2 | 33 | 48 | 1 | 0 |
| MINOR LEAGUE TOTALS | | 29-22 | 3.25 | 180 | 48 | 0 | 0 | 10 | 457.1 | 434 | 194 | 165 | 23 | 21 | 146 | 386 | 21 | 4 |

Eury Ramos – Pitcher

FULL NAME: Eury Manuel Ramos (Llloa) **BATS:** Right **THROWS:** Right **HEIGHT:** 6-3 **WEIGHT:** 152
OPENING DAY AGE: 20 **BORN:** 10/10/97 in Puerto Plata, D.R. **RESIDENCE:** Dominican Republic

HOW ACQUIRED: Signed by Cubs as a non-drafted free agent 8/16/14 (scouts: Jose Estevez, Gian Guzman and Jose Serra)

| YEAR | TEAM | W-L | ERA | G | GS | CG | SHO | SV | IP | H | R | ER | HR | HB | BB | SO | WP | BK |
|----------------------------|----------------|------------|-------------|-----------|-----------|----------|----------|----------|-------------|-----------|-----------|-----------|----------|----------|-----------|-----------|-----------|----------|
| 2015 | – DSL Cubs-R | 0-1 | 4.41 | 14 | 4 | 0 | 0 | 1 | 32.2 | 32 | 23 | 16 | 2 | 4 | 13 | 24 | 12 | 0 |
| 2016 | – DSL Cubs 1-R | 0-1 | 3.60 | 3 | 3 | 0 | 0 | 0 | 10.0 | 10 | 5 | 4 | 0 | 0 | 5 | 4 | 1 | 0 |
| 2017 | – Mesa-R | 2-2 | 5.63 | 11 | 1 | 0 | 0 | 0 | 24.0 | 36 | 25 | 15 | 2 | 1 | 15 | 22 | 3 | 0 |
| | DSL Cubs 2-R | 0-0 | 2.25 | 2 | 2 | 0 | 0 | 0 | 8.0 | 2 | 2 | 2 | 1 | 0 | 4 | 7 | 0 | 1 |
| MINOR LEAGUE TOTALS | | 2-4 | 4.46 | 30 | 10 | 0 | 0 | 1 | 74.2 | 80 | 55 | 37 | 5 | 5 | 37 | 57 | 16 | 1 |

Luis Ramos – Pitcher

FULL NAME: Luis Manuel Ramos (Nunez) **BATS:** Right **THROWS:** Right **HEIGHT:** 6-5 **WEIGHT:** 205
OPENING DAY AGE: 20 **BORN:** 12/23/97 in Dajabon, D.R. **RESIDENCE:** Dajabon, D.R.

HOW ACQUIRED: Signed by Cubs as a non-drafted free agent 9/14/17 (scouts: Carlos Reyes, Gian Guzman & Jose Serra)

| YEAR | TEAM | W-L | ERA | G | GS | CG | SHO | SV | IP | H | R | ER | HR | HB | BB | SO | WP | BK |
|------|------|-----|-----|---|----|----|-----|----|----|---|---|----|----|----|----|----|----|----|
| 2017 | – | | | | | | | | | | | | | | | | | |

WILL MAKE DEBUT IN 2018

Will Remillard – Catcher

FULL NAME: William Gregory Remillard **BATS:** Right **THROWS:** Right **HEIGHT:** 6-1 **WEIGHT:** 195
OPENING DAY AGE: 25 **BORN:** 9/18/92 in Cohoes, NY **RESIDENCE:** Green Island, NY

SCHOOL: Attended Coastal Carolina University ... graduated from La Salle Institute in Troy, N.Y.

HOW ACQUIRED: Selected by Cubs in 19th round of 2013 draft (scout: Keith Lockhart)

NOTES: 2017 – Appeared in eight games after missing all of 2015 and 2016 with a right elbow injury ... **2014** – Named a Midwest League All-Star ... Cubs' Minor League Player of the Month for April after hitting .373 with six doubles and 15 RBI ... on disabled list from June 4-24 with a left hip injury and from July 29-September 20 with a right elbow strain ... **COLLEGE** – Named second team All-Big South

| YEAR | TEAM | AVG | G | AB | R | H | 2B | 3B | HR | RBI | SH | SF | HP | BB | SO | SB-CS | E | OBP | SLG |
|----------------------------|-----------------|-------------|-----------|------------|-----------|-----------|-----------|----------|----------|-----------|----------|----------|----------|-----------|-----------|------------|----------|-------------|-------------|
| 2014 | – Kane County-A | .286 | 49 | 168 | 19 | 48 | 13 | 0 | 1 | 26 | 2 | 0 | 2 | 21 | 31 | 0-0 | 1 | .372 | .381 |
| 2015 | – | | | | | | | | | | | | | | | | | | |
| | | | | | | | | | | | | | | | | | | | |
| 2016 | – | | | | | | | | | | | | | | | | | | |
| | | | | | | | | | | | | | | | | | | | |
| 2017 | – Mesa-R | .167 | 3 | 6 | 0 | 1 | 1 | 0 | 0 | 0 | 0 | 0 | 1 | 1 | 1 | 0-0 | 0 | .375 | .333 |
| | Eugene-A | .474 | 5 | 19 | 4 | 9 | 3 | 0 | 0 | 6 | 0 | 0 | 0 | 4 | 2 | 0-0 | 1 | .565 | .632 |
| MINOR LEAGUE TOTALS | | .301 | 57 | 193 | 23 | 58 | 17 | 0 | 1 | 32 | 2 | 0 | 3 | 26 | 34 | 0-0 | 2 | .392 | .404 |

Jorge Remon – Pitcher

FULL NAME: Jorge Enrique Remon (Gonzalez) **BATS:** Right **THROWS:** Right **HEIGHT:** 6-2 **WEIGHT:** 160
OPENING DAY AGE: 17 **BORN:** 2/3/01 in Ancón, Panamá, Panama **RESIDENCE:** Ancón, Panamá, Panama

HOW ACQUIRED: Signed by Cubs as a non-drafted free agent 7/27/17 (scouts: Cirilo Cumberbatch & Hector Ortega)

| YEAR | TEAM | W-L | ERA | G | GS | CG | SHO | SV | IP | H | R | ER | HR | HB | BB | SO | WP | BK |
|------|------|-----|-----|---|----|----|-----|----|----|---|---|----|----|----|----|----|----|----|
| 2017 | – | | | | | | | | | | | | | | | | | |

WILL MAKE DEBUT IN 2018

Peyton Remy – Pitcher

FULL NAME: Peyton Michael Remy **BATS:** Left **THROWS:** Right **HEIGHT:** 6-2 **WEIGHT:** 185
OPENING DAY AGE: 21, turns 22 on August 20 **BORN:** 8/20/96 in Parker, CO **RESIDENCE:** Parker, CO

SCHOOL: Attended Central Arizona College ... graduated from Legend High School in Parker, Colo.

HOW ACQUIRED: Selected by Cubs in 17th round of 2017 draft (scout: Steve McFarland)

| YEAR | TEAM | W-L | ERA | G | GS | CG | SHO | SV | IP | H | R | ER | HR | HB | BB | SO | WP | BK |
|------|----------|-----|------|---|----|----|-----|----|-----|---|---|----|----|----|----|----|----|----|
| 2017 | – Mesa-R | 0-0 | 7.50 | 5 | 0 | 0 | 0 | 1 | 6.0 | 7 | 6 | 5 | 0 | 0 | 5 | 10 | 1 | 0 |

Ruben Reyes – Outfielder

FULL NAME: Ruben Armando Reyes (Villegas) **BATS:** Left **THROWS:** Left **HEIGHT:** 5-11 **WEIGHT:** 170
OPENING DAY AGE: 22 **BORN:** 10/1/95 in Mexicali, Baja California, Mexico **RESIDENCE:** Culiacan Rosales, Sinaloa, Mexico

HOW ACQUIRED: Signed by Cubs as a non-drafted free agent 7/29/15 (scouts: Sergio Hernandez, Louie Eljaua)

| YEAR | TEAM | AVG | G | AB | R | H | 2B | 3B | HR | RBI | SH | SF | HP | BB | SO | SB-CS | E | OBP | SLG |
|----------------------------|----------|-------------|-----------|------------|-----------|-----------|----------|----------|----------|-----------|----------|----------|----------|----------|-----------|------------|----------|-------------|-------------|
| 2016 | – Mesa-R | .245 | 42 | 143 | 16 | 35 | 7 | 0 | 0 | 11 | 5 | 2 | 1 | 6 | 38 | 1-2 | 3 | .276 | .294 |
| 2017 | – Mesa-R | .190 | 6 | 21 | 5 | 4 | 2 | 0 | 0 | 1 | 0 | 0 | 0 | 1 | 3 | 1-0 | 1 | .227 | .286 |
| MINOR LEAGUE TOTALS | | .238 | 48 | 164 | 21 | 39 | 9 | 0 | 0 | 12 | 5 | 2 | 1 | 7 | 41 | 2-2 | 4 | .270 | .293 |

Stephen Ridings – Pitcher

FULL NAME: Stephen Thomas Ridings **BATS:** Right **THROWS:** Right **HEIGHT:** 6-8 **WEIGHT:** 220
OPENING DAY AGE: 22, turns 23 on August 14 **BORN:** 8/14/95 in Huntington, NY **RESIDENCE:** Commack, NY

SCHOOL: Attended Haverford College (Pa.) ... graduated from St. Anthony's High School in South Huntington, N.Y.

HOW ACQUIRED: Selected by Cubs in eighth round of 2016 draft (scout: Matt Sherman)

NOTES: 2016 – Placed on 60-day disabled list July 6 with a right elbow injury ... **COLLEGE** – Earned second-team All-Centennial Conference honors in 2016, going 6-3 with a 2.62 ERA and a school record 11.98 strikeouts per nine innings

| YEAR | TEAM | W-L | ERA | G | GS | CG | SHO | SV | IP | H | R | ER | HR | HB | BB | SO | WP | BK | |
|------|----------|-------------------------|------|----|----|----|-----|----|------|----|----|----|----|----|----|----|----|----|--|
| 2016 | – | DID NOT PITCH – INJURED | | | | | | | | | | | | | | | | | |
| 2017 | – Mesa-R | 0-2 | 4.09 | 12 | 8 | 0 | 0 | 0 | 22.0 | 17 | 11 | 10 | 1 | 4 | 20 | 26 | 6 | 0 | |

Tony Rijo – Infielder

FULL NAME: Tony Junior Rijo (Heredia) **BATS:** Right **THROWS:** Right **HEIGHT:** 6-0 **WEIGHT:** 170
OPENING DAY AGE: 20 **BORN:** 11/3/97 in Santo Domingo, D.R. **RESIDENCE:** Santo Domingo Este, D.R.

HOW ACQUIRED: Signed by Cubs as a non-drafted free agent 7/3/14 (scouts: Miguel Diaz, Gian Guzman and Jose Serra)

NOTES: 2017 – Placed on 60-day disabled list July 27 with a left hand fracture

| YEAR | TEAM | AVG | G | AB | R | H | 2B | 3B | HR | RBI | SH | SF | HP | BB | SO | SB-CS | E | OBP | SLG |
|----------------------------|----------------|-------------|-----------|------------|-----------|-----------|-----------|----------|----------|-----------|----------|----------|-----------|-----------|------------|-------------|----------|-------------|-------------|
| 2015 | – DSL Cubs-R | .193 | 47 | 161 | 24 | 31 | 6 | 0 | 1 | 12 | 1 | 1 | 7 | 29 | 50 | 7-5 | 1 | .338 | .248 |
| 2016 | – DSL Cubs 2-R | .161 | 41 | 118 | 16 | 19 | 8 | 1 | 1 | 15 | 0 | 0 | 4 | 20 | 50 | 6-2 | 4 | .303 | .271 |
| 2017 | – DSL Cubs 2-R | .059 | 6 | 17 | 4 | 1 | 0 | 0 | 0 | 4 | 0 | 1 | 0 | 8 | 4 | 5-1 | 0 | .346 | .059 |
| MINOR LEAGUE TOTALS | | .172 | 94 | 296 | 44 | 51 | 14 | 1 | 2 | 31 | 1 | 2 | 11 | 57 | 104 | 18-8 | 5 | .325 | .247 |

Duncan Robinson – Pitcher

FULL NAME: Duncan Kent Robinson **BATS:** Right **THROWS:** Right **HEIGHT:** 6-6 **WEIGHT:** 230
OPENING DAY AGE: 24 **BORN:** 12/5/93 in Houston, TX **RESIDENCE:** Houston, TX

SCHOOL: Attended Dartmouth College (N.H.) ... graduated from The Kinkaid School in Houston, Texas

HOW ACQUIRED: Selected by Cubs in ninth round of 2016 draft (scout: Matt Sherman)

NOTES: 2017 – Named a Midwest League mid-season All-Star ... named Cubs Minor League Pitcher of the Month for May (2-1, 1.00 ERA) ... **COLLEGE** – Named All-Ivy League First Team in his sophomore, junior and senior seasons and the 2015 Ivy League Pitcher of the Year ... finished 17-11 with a 3.07 ERA in 47 career games ... earned academic All-Ivy honors in 2015 and 2016 ... **HIGH SCHOOL** – Earned All-Southwest Preparatory Conference and All-South Zone honors in his final three seasons

| YEAR | TEAM | W-L | ERA | G | GS | CG | SHO | SV | IP | H | R | ER | HR | HB | BB | SO | WP | BK |
|----------------------------|----------------|--------------|-------------|-----------|-----------|----------|----------|----------|--------------|------------|-----------|-----------|----------|----------|-----------|------------|----------|----------|
| 2016 | – Mesa-R | 0-0 | 0.00 | 1 | 0 | 0 | 0 | 0 | 1.0 | 2 | 0 | 0 | 0 | 0 | 0 | 1 | 0 | 0 |
| | Eugene-A | 2-1 | 4.19 | 7 | 0 | 0 | 0 | 0 | 19.1 | 24 | 10 | 9 | 0 | 1 | 6 | 17 | 2 | 0 |
| 2017 | – South Bend-A | 5-5 | 2.11 | 15 | 10 | 0 | 0 | 0 | 76.2 | 66 | 29 | 18 | 7 | 3 | 13 | 59 | 1 | 0 |
| | Myrtle Beach-A | 4-4 | 2.37 | 10 | 10 | 0 | 0 | 0 | 49.1 | 43 | 16 | 13 | 0 | 1 | 15 | 37 | 1 | 0 |
| MINOR LEAGUE TOTALS | | 11-10 | 2.46 | 33 | 20 | 0 | 0 | 0 | 146.1 | 135 | 55 | 40 | 7 | 5 | 34 | 114 | 4 | 0 |

Abraham Rodriguez – Outfielder

FULL NAME: Abraham Daniel Rodriguez (Suris) **BATS:** Left **THROWS:** Left **HEIGHT:** 5-11 **WEIGHT:** 175
OPENING DAY AGE: 19 **BORN:** 3/9/99 in San Miguelito, Panama **RESIDENCE:** Panamá, Panama

HOW ACQUIRED: Signed by Cubs as a non-drafted free agent 7/28/15 (scouts: Cirillo Cumberbatch, Hector Ortega and Louie Eljaua)

NOTES: 2017 – Missed entire season with a left labrum injury

| YEAR | TEAM | AVG | G | AB | R | H | 2B | 3B | HR | RBI | SH | SF | HP | BB | SO | SB-CS | E | OBP | SLG |
|------|----------------|------------------------|----|-----|----|----|----|----|----|-----|----|----|----|----|----|-------|---|------|------|
| 2016 | – DSL Cubs 2-R | .255 | 58 | 220 | 30 | 56 | 11 | 4 | 1 | 33 | 0 | 6 | 3 | 10 | 25 | 12-5 | 3 | .289 | .355 |
| 2017 | – | DID NOT PLAY – INJURED | | | | | | | | | | | | | | | | | |

Benjamin Rodriguez – Pitcher

FULL NAME: Benjamin Rodriguez **BATS:** Right **THROWS:** Right **HEIGHT:** 6-1 **WEIGHT:** 165
OPENING DAY AGE: 18, turns 19 on July 27 **BORN:** 7/27/99 in Santo Domingo, D.R. **RESIDENCE:** Santo Domingo, D.R.

HOW ACQUIRED: Signed by Cubs as a minor league free agent 5/5/17 (scout: Carlos Reyes, Gian Guzman & Jose Serra)

| YEAR | TEAM | W-L | ERA | G | GS | CG | SHO | SV | IP | H | R | ER | HR | HB | BB | SO | WP | BK |
|------|----------------|-----|------|---|----|----|-----|----|------|----|----|----|----|----|----|----|----|----|
| 2017 | – DSL Cubs 2-R | 0-2 | 7.11 | 8 | 3 | 0 | 0 | 0 | 12.2 | 15 | 11 | 10 | 0 | 4 | 18 | 7 | 6 | 0 |

Jonathan Rodriguez – Outfielder

FULL NAME: Jonathan Javier Rodriguez (Urena) **BATS:** Right **THROWS:** Right **HEIGHT:** 6-2 **WEIGHT:** 190
OPENING DAY AGE: 17 **BORN:** 10/9/00 in Espailat, D.R. **RESIDENCE:** Santo Domingo, D.R.

HOW ACQUIRED: Signed by Cubs as a non-drafted free agent 7/27/17 (scouts: Miguel Diaz, Gian Guzman & Jose Serra)

| YEAR | TEAM | AVG | G | AB | R | H | 2B | 3B | HR | RBI | SH | SF | HP | BB | SO | SB-CS | E | OBP | SLG |
|--------|------|-----|---|----|---|---|----|----|----|-----|----|----|----|----|----|-------|---|-----|-----|
| 2017 – | | | | | | | | | | | | | | | | | | | |

Luis Rodriguez – Pitcher

FULL NAME: Luis Angel Rodriguez (Fructozo) **BATS:** Left **THROWS:** Left **HEIGHT:** 6-1 **WEIGHT:** 190
OPENING DAY AGE: 18, turns 19 on September 10 **BORN:** 9/10/99 in Veracruz, Mexico **RESIDENCE:** Veracruz, Mexico

HOW ACQUIRED: Signed by Cubs as a non-drafted free agent 7/28/17 (scouts: Sergio Hernandez & Louie Eljaua)

| YEAR | TEAM | W-L | ERA | G | GS | CG | SHO | SV | IP | H | R | ER | HR | HB | BB | SO | WP | BK |
|--------|------|-----|-----|---|----|----|-----|----|----|---|---|----|----|----|----|----|----|----|
| 2017 – | | | | | | | | | | | | | | | | | | |

Manuel Rodriguez – Pitcher

FULL NAME: Manuel De Jesus Rodriguez (Caamal) **BATS:** Right **THROWS:** Right **HEIGHT:** 5-11 **WEIGHT:** 205
OPENING DAY AGE: 21, turns 22 on August 6 **BORN:** 8/6/96 in Mérida, Yucatán, Mexico **RESIDENCE:** Mérida, Yucatán, Mexico

HOW ACQUIRED: Signed by Cubs as a non-drafted free agent 7/21/16 (scouts: Sergio Hernandez and Louie Eljaua)

NOTES: 2017 – Named Northwest League Pitcher of the Week July 3-9 (6.0 IP, 0 H, 9 SO)

| YEAR | TEAM | W-L | ERA | G | GS | CG | SHO | SV | IP | H | R | ER | HR | HB | BB | SO | WP | BK |
|----------------------------|--------------|------------|-------------|-----------|----------|----------|----------|----------|-------------|-----------|-----------|-----------|----------|----------|-----------|-----------|----------|----------|
| 2017 – | Eugene-A | 1-0 | 3.52 | 12 | 0 | 0 | 0 | 0 | 23.0 | 20 | 11 | 9 | 1 | 1 | 6 | 33 | 5 | 0 |
| | South Bend-A | 0-0 | 5.40 | 4 | 0 | 0 | 0 | 2 | 6.2 | 8 | 5 | 4 | 2 | 0 | 5 | 5 | 2 | 0 |
| MINOR LEAGUE TOTALS | | 1-0 | 3.94 | 16 | 0 | 0 | 0 | 2 | 29.2 | 28 | 16 | 13 | 3 | 1 | 11 | 38 | 7 | 0 |

Jose Rojas – Outfielder

FULL NAME: Jose David Rojas (Rodriguez) **BATS:** Right **THROWS:** Right **HEIGHT:** 5-11 **WEIGHT:** 210
OPENING DAY AGE: 24 **BORN:** 4/1/94 in Margarita, Venezuela **RESIDENCE:** Margarita, Venezuela

HOW ACQUIRED: Signed by Cubs as a non-drafted free agent 12/7/14 (scout: Hector Ortega)

NOTES: 2017 – Missed entire season with a left calf injury

| YEAR | TEAM | AVG | G | AB | R | H | 2B | 3B | HR | RBI | SH | SF | HP | BB | SO | SB-CS | E | OBP | SLG |
|----------------------------|------------|-------------|------------|------------|-----------|-----------|-----------|----------|----------|-----------|----------|----------|-----------|-----------|-----------|--------------|-----------|-------------|-------------|
| 2015 – | VSL Cubs-R | .264 | 66 | 231 | 28 | 61 | 15 | 1 | 3 | 40 | 0 | 6 | 6 | 23 | 34 | 10-7 | 9 | .338 | .377 |
| 2016 – | DSL Cubs-R | .204 | 41 | 113 | 14 | 23 | 3 | 0 | 1 | 8 | 1 | 0 | 4 | 9 | 19 | 8-5 | 2 | .286 | .257 |
| 2017 – | | | | | | | | | | | | | | | | | | | |
| DID NOT PLAY – INJURED | | | | | | | | | | | | | | | | | | | |
| MINOR LEAGUE TOTALS | | .244 | 107 | 344 | 42 | 84 | 18 | 1 | 4 | 48 | 1 | 6 | 10 | 32 | 53 | 18-12 | 11 | .321 | .337 |

Ramsey Romano – Infielder

FULL NAME: Ramsey Romano **BATS:** Right **THROWS:** Right **HEIGHT:** 6-2 **WEIGHT:** 195
OPENING DAY AGE: 22, turns 23 on May 10 **BORN:** 5/10/95 in El Cajon, CA **RESIDENCE:** El Cajon, CA

SCHOOL: Attended Long Beach State University (2017), Yavapai College (Ariz.) (2015-16) and University of Michigan (2014) ... graduated from Valhalla High School in El Cajon, Calif.

HOW ACQUIRED: Selected by Cubs in 31st round of 2017 draft (scout: Tom Myers)

NOTES: HIGH SCHOOL – Previously selected by the Cubs in the 35th round of 2013 draft, but did not sign

| YEAR | TEAM | AVG | G | AB | R | H | 2B | 3B | HR | RBI | SH | SF | HP | BB | SO | SB-CS | E | OBP | SLG |
|----------------------------|----------|-------------|-----------|------------|----------|-----------|----------|----------|----------|-----------|----------|----------|----------|----------|-----------|------------|----------|-------------|-------------|
| 2017 – | Mesa-R | .359 | 11 | 39 | 2 | 14 | 2 | 0 | 0 | 5 | 0 | 2 | 0 | 0 | 4 | 0-2 | 0 | .341 | .410 |
| | Eugene-A | .161 | 19 | 62 | 7 | 10 | 0 | 0 | 0 | 6 | 0 | 1 | 1 | 5 | 14 | 1-0 | 2 | .232 | .161 |
| MINOR LEAGUE TOTALS | | .238 | 30 | 101 | 9 | 24 | 2 | 0 | 0 | 11 | 0 | 3 | 1 | 5 | 18 | 1-2 | 2 | .273 | .257 |

Jhon Romero – Pitcher

FULL NAME: Jhon Jairo Romero (Rodriguez) **BATS:** Right **THROWS:** Right **HEIGHT:** 5-10 **WEIGHT:** 195
OPENING DAY AGE: 23 **BORN:** 1/17/95 in Cartagena, Bolivar, Colombia **RESIDENCE:** Cartagena, Bolivar, Colombia

HOW ACQUIRED: Signed by Cubs as a non-drafted free agent 5/13/15 (scouts: Manny Esquivia and Hector Ortega)

| YEAR | TEAM | W-L | ERA | G | GS | CG | SHO | SV | IP | H | R | ER | HR | HB | BB | SO | WP | BK | |
|----------------------------|--------------|------------|-------------|-----------|----------|----------|----------|----------|-------------|-----------|-----------|----------|----------|----------|-----------|-----------|----------|----------|---|
| 2015 – | DSL Cubs-R | 0-1 | 3.60 | 3 | 0 | 0 | 0 | 0 | 5.0 | 8 | 3 | 2 | 0 | 0 | 1 | 3 | 0 | 0 | |
| 2016 – | DSL Cubs 2-R | 0-0 | 5.06 | 5 | 0 | 0 | 0 | 3 | 5.1 | 3 | 4 | 3 | 0 | 0 | 2 | 5 | 1 | 0 | |
| 2017 – | Eugene-A | 1-0 | 1.80 | 8 | 0 | 0 | 0 | 1 | 15.0 | 8 | 4 | 3 | 0 | 2 | 5 | 19 | 1 | 0 | |
| | Mesa-R | 0-0 | 0.00 | 1 | 0 | 0 | 0 | 0 | 1.0 | 0 | 0 | 0 | 0 | 0 | 1 | 0 | 0 | 0 | |
| | South Bend-A | 0-1 | 0.35 | 13 | 0 | 0 | 0 | 3 | 25.2 | 7 | 2 | 1 | 0 | 0 | 2 | 5 | 34 | 1 | 0 |
| MINOR LEAGUE TOTALS | | 1-2 | 1.56 | 30 | 0 | 0 | 0 | 7 | 52.0 | 26 | 13 | 9 | 0 | 4 | 14 | 61 | 3 | 0 | |

Andry Rondon – Pitcher

FULL NAME: Andry Rondon (Vasquez) **BATS:** Right **THROWS:** Right **HEIGHT:** 6-2 **WEIGHT:** 190
OPENING DAY AGE: 22 **BORN:** 9/16/95 in Cotui, D.R. **RESIDENCE:** Cotui, D.R.

HOW ACQUIRED: Signed by Cubs as a non-drafted free agent 6/9/14 (scouts: Gian Guzman and Jose Serra)

| YEAR | TEAM | W-L | ERA | G | GS | CG | SHO | SV | IP | H | R | ER | HR | HB | BB | SO | WP | BK |
|----------------------------|--------------|------------|-------------|-----------|-----------|----------|----------|----------|--------------|------------|-----------|-----------|----------|-----------|-----------|------------|-----------|----------|
| 2014 | – DSL Cubs-R | 3-3 | 4.33 | 12 | 6 | 0 | 0 | 0 | 43.2 | 44 | 29 | 21 | 1 | 8 | 22 | 30 | 6 | 1 |
| 2015 | – DSL Cubs-R | 3-2 | 2.41 | 14 | 12 | 0 | 0 | 0 | 56.0 | 44 | 20 | 15 | 3 | 4 | 15 | 67 | 8 | 0 |
| 2016 | – Mesa-R | 2-2 | 7.15 | 12 | 5 | 0 | 0 | 0 | 34.0 | 46 | 31 | 27 | 0 | 5 | 14 | 34 | 9 | 2 |
| 2017 | – Eugene-A | 0-0 | 1.62 | 9 | 0 | 0 | 0 | 0 | 16.2 | 10 | 4 | 3 | 0 | 3 | 5 | 18 | 3 | 2 |
| MINOR LEAGUE TOTALS | | 8-7 | 3.95 | 47 | 23 | 0 | 0 | 0 | 150.1 | 144 | 84 | 66 | 4 | 20 | 56 | 149 | 26 | 5 |

Manuel Rondon – Pitcher

FULL NAME: Manuel Alejandro Rondon (Lampe) **BATS:** Left **THROWS:** Left **HEIGHT:** 6-1 **WEIGHT:** 165
OPENING DAY AGE: 23 **BORN:** 3/7/95 in Puerto Cabello, Carabobo, Venezuela **RESIDENCE:** San Diego, Carabobo, Venezuela

ORIGINAL CLUB: Signed by Angels as a non-drafted free agent 12/4/12 (scouts: Lebi Ochoa and Carlos Ramirez)

HOW ACQUIRED: Acquired by Cubs 7/3/15 for C Rafael Lopez

NOTES: 2016 – Named the Northwest League Pitcher of the Year, as well as a post-season All-Star ... 2014 – Named a All-Star in the Dominican Summer League after posting a 2.30 ERA (17 ER/66.2 IP) in 14 starts.

| YEAR | TEAM | W-L | ERA | G | GS | CG | SHO | SV | IP | H | R | ER | HR | HB | BB | SO | WP | BK |
|----------------------------|----------------|--------------|-------------|-----------|-----------|----------|----------|----------|--------------|------------|------------|------------|-----------|----------|------------|------------|-----------|----------|
| 2013 | – DSL Angels-R | 2-1 | 2.83 | 20 | 2 | 0 | 0 | 1 | 41.1 | 31 | 23 | 13 | 2 | 1 | 21 | 30 | 5 | 0 |
| 2014 | – DSL Angels-R | 0-5 | 2.30 | 14 | 14 | 0 | 0 | 0 | 66.2 | 59 | 30 | 17 | 3 | 2 | 25 | 66 | 8 | 0 |
| 2015 | – AZL Angels-R | 1-1 | 8.64 | 2 | 2 | 0 | 0 | 0 | 8.1 | 13 | 8 | 8 | 0 | 0 | 4 | 7 | 1 | 0 |
| | – Mesa-R | 1-2 | 4.88 | 8 | 5 | 0 | 0 | 0 | 31.1 | 33 | 21 | 17 | 0 | 1 | 11 | 27 | 5 | 1 |
| 2016 | – Eugene-A | 6-1 | 1.10 | 12 | 12 | 0 | 0 | 0 | 57.1 | 50 | 15 | 7 | 1 | 2 | 22 | 49 | 3 | 0 |
| 2017 | – South Bend-A | 14-6 | 4.63 | 27 | 26 | 0 | 0 | 0 | 128.1 | 132 | 75 | 66 | 15 | 3 | 66 | 113 | 10 | 0 |
| MINOR LEAGUE TOTALS | | 24-16 | 3.46 | 83 | 61 | 0 | 0 | 1 | 333.1 | 318 | 172 | 128 | 21 | 9 | 149 | 292 | 32 | 1 |

Aneuris Rosario – Pitcher

FULL NAME: Aneuris Jonatan Rosario **BATS:** Right **THROWS:** Right **HEIGHT:** 6-0 **WEIGHT:** 165
OPENING DAY AGE: 23 **BORN:** 3/4/95 in Santiago, D.R. **RESIDENCE:** Santiago, D.R.

HOW ACQUIRED: Signed by Cubs as a non-drafted free agent 5/20/14 (scouts: Jose Estevez, Gian Guzman and Jose Serra)

| YEAR | TEAM | W-L | ERA | G | GS | CG | SHO | SV | IP | H | R | ER | HR | HB | BB | SO | WP | BK |
|----------------------------|----------------|------------|-------------|-----------|----------|----------|----------|-----------|--------------|-----------|-----------|-----------|----------|----------|-----------|------------|-----------|----------|
| 2014 | – DSL Cubs-R | 1-5 | 3.79 | 24 | 0 | 0 | 0 | 4 | 40.1 | 49 | 25 | 17 | 2 | 3 | 19 | 34 | 5 | 1 |
| 2015 | – DSL Cubs-R | 2-1 | 2.01 | 22 | 0 | 0 | 11 | 22.1 | 23 | 9 | 5 | 1 | 2 | 8 | 30 | 3 | 0 | |
| 2016 | – DSL Cubs 1-R | 1-3 | 2.42 | 17 | 0 | 0 | 0 | 3 | 26.0 | 21 | 9 | 7 | 3 | 2 | 30 | 4 | 0 | |
| 2017 | – DSL Cubs 1-R | 1-0 | 0.00 | 7 | 0 | 0 | 0 | 0 | 13.1 | 5 | 0 | 0 | 0 | 0 | 1 | 18 | 0 | 0 |
| MINOR LEAGUE TOTALS | | 5-9 | 2.56 | 70 | 0 | 0 | 0 | 18 | 102.0 | 98 | 43 | 29 | 6 | 7 | 30 | 112 | 12 | 1 |

Jose Rosario – Pitcher

FULL NAME: Jose Junior Rosario **BATS:** Right **THROWS:** Right **HEIGHT:** 6-1 **WEIGHT:** 170
OPENING DAY AGE: 27, turns 28 on August 29 **BORN:** 8/29/90 in New York, NY **RESIDENCE:** San Pedro de Macoris, D.R.

HOW ACQUIRED: Signed by Cubs as a non-drafted free agent 4/29/08 (scouts: Jose Serra & Carlos Reyes)

NOTES: 2017 – Released following the season and signed a minor league contract with the club for 2018 ... 2016 – Selected to Cubs 40-man roster ...

2015 – Missed the entire season with an elbow injury ... 2011 – Named a *Baseball America* short-season All-Star with Boise

| YEAR | TEAM | W-L | ERA | G | GS | CG | SHO | SV | IP | H | R | ER | HR | HB | BB | SO | WP | BK |
|----------------------------|------------------|--------------|-------------|------------|-----------|----------|----------|-----------|--------------|------------|------------|------------|-----------|-----------|------------|------------|-----------|----------|
| 2008 | – DSL Cubs 1-R | 1-0 | 5.06 | 4 | 0 | 0 | 0 | 0 | 5.1 | 6 | 3 | 3 | 1 | 0 | 4 | 3 | 0 | 0 |
| 2009 | – DSL Cubs 2-R | 2-2 | 2.49 | 7 | 3 | 0 | 0 | 0 | 21.2 | 12 | 11 | 6 | 0 | 5 | 13 | 28 | 9 | 0 |
| | – Mesa-R | 2-1 | 4.76 | 11 | 1 | 0 | 0 | 1 | 17.0 | 15 | 9 | 9 | 1 | 2 | 6 | 21 | 5 | 0 |
| | – Daytona-A | 0-0 | 0.00 | 2 | 0 | 0 | 0 | 0 | 3.0 | 1 | 0 | 0 | 0 | 0 | 2 | 3 | 0 | 0 |
| 2010 | – Mesa-R | 1-2 | 7.57 | 11 | 1 | 0 | 0 | 0 | 27.1 | 31 | 26 | 23 | 2 | 0 | 14 | 33 | 7 | 0 |
| 2011 | – Boise-A | 6-3 | 3.53 | 15 | 7 | 0 | 0 | 2 | 63.2 | 67 | 36 | 25 | 1 | 2 | 18 | 50 | 5 | 0 |
| 2012 | – Peoria-A | 6-8 | 4.22 | 20 | 20 | 0 | 0 | 0 | 111.0 | 125 | 59 | 52 | 7 | 5 | 34 | 95 | 8 | 1 |
| 2013 | – Kane County-A | 0-7 | 7.38 | 14 | 11 | 0 | 0 | 0 | 64.2 | 77 | 62 | 53 | 6 | 4 | 42 | 33 | 9 | 0 |
| | – Boise-A | 2-1 | 5.48 | 5 | 5 | 0 | 0 | 0 | 23.0 | 28 | 15 | 14 | 2 | 0 | 9 | 20 | 1 | 1 |
| 2014 | – Daytona-A | 5-8 | 5.44 | 26 | 16 | 0 | 0 | 0 | 101.0 | 127 | 70 | 61 | 12 | 5 | 50 | 92 | 11 | 0 |
| 2015 | – | | | | | | | | | | | | | | | | | |
| | – Myrtle Beach-A | 1-0 | 1.65 | 12 | 0 | 0 | 0 | 5 | 16.1 | 15 | 3 | 3 | 0 | 0 | 8 | 14 | 1 | 0 |
| | – Tennessee-AA | 0 | 2.76 | 11 | 0 | 0 | 0 | 4 | 16.1 | 11 | 5 | 5 | 1 | 0 | 3 | 15 | 0 | 0 |
| | – Iowa-AAA | 1-1 | 2.95 | 22 | 0 | 0 | 0 | 5 | 21.1 | 26 | 7 | 7 | 0 | 0 | 6 | 18 | 2 | 0 |
| 2017 | – Iowa-AAA | 0-0 | 18.00 | 6 | 0 | 0 | 0 | 0 | 4.0 | 7 | 8 | 8 | 3 | 0 | 7 | 1 | 2 | 0 |
| | – Mesa-R | 1-1 | 6.23 | 4 | 0 | 0 | 0 | 0 | 4.1 | 4 | 3 | 3 | 2 | 0 | 3 | 7 | 1 | 0 |
| | – Tennessee-AA | 0-1 | 2.00 | 6 | 0 | 0 | 0 | 0 | 9.0 | 6 | 2 | 2 | 0 | 0 | 4 | 7 | 2 | 0 |
| MINOR LEAGUE TOTALS | | 28-35 | 4.84 | 176 | 64 | 0 | 0 | 17 | 509.0 | 558 | 319 | 274 | 38 | 23 | 223 | 440 | 63 | 2 |

Michael Rucker – Pitcher

FULL NAME: Michael Patrick Rucker **BATS:** Right **THROWS:** Right **HEIGHT:** 6-1 **WEIGHT:** 195
OPENING DAY AGE: 23, turns 24 on April 27 **BORN:** 4/27/94 in Columbus, MS **RESIDENCE:** Lake Tapps, WA

SCHOOL: Attended Brigham Young University (2014-16) and Gonzaga University (2013) ... graduated from Auburn Riverside High School in Auburn, Wash.

HOW ACQUIRED: Selected by Cubs in 11th round of 2016 draft (scout: Steve McFarland)

NOTES: 2017 – Named Carolina League Pitcher of the Week in consecutive weeks July 10-16 and 17-23, going 2-0 with a 1.86 ERA in five July starts ...

COLLEGE – Named a third team All-American by numerous outlets in 2016 after leading the team with a 2.73 ERA, 94 strikeouts and 102.1 innings ... **HIGH**

SCHOOL – Two-time first team All-State 4A and first-time All-SPSL 4A North ... went 8-2 with a 1.51 ERA and 102 strikeouts as a junior

| YEAR | TEAM | W-L | ERA | G | GS | CG | SHO | SV | IP | H | R | ER | HR | HB | BB | SO | WP | BK |
|----------------------------|----------------|------------|-------------|-----------|-----------|----------|----------|----------|--------------|-----------|-----------|-----------|----------|----------|-----------|------------|----------|----------|
| 2016 | Mesa-R | 3-0 | 0.00 | 5 | 0 | 0 | 0 | 0 | 8.2 | 4 | 1 | 0 | 0 | 0 | 1 | 11 | 0 | 0 |
| | Eugene-A | 0-0 | 0.00 | 2 | 0 | 0 | 0 | 0 | 4.0 | 5 | 1 | 0 | 0 | 0 | 0 | 7 | 0 | 0 |
| 2017 | South Bend-A | 0-0 | 1.42 | 7 | 0 | 0 | 0 | 1 | 12.2 | 7 | 2 | 2 | 1 | 1 | 0 | 22 | 0 | 0 |
| | Myrtle Beach-A | 5-5 | 2.51 | 20 | 15 | 0 | 0 | 1 | 93.1 | 82 | 33 | 26 | 5 | 1 | 21 | 92 | 2 | 0 |
| MINOR LEAGUE TOTALS | | 8-5 | 2.12 | 34 | 15 | 0 | 0 | 2 | 118.2 | 98 | 37 | 28 | 6 | 2 | 22 | 132 | 2 | 0 |

Casey Ryan – Pitcher

FULL NAME: Casey Ryan **BATS:** Right **THROWS:** Right **HEIGHT:** 6-4 **WEIGHT:** 215
OPENING DAY AGE: 23, turns 24 on May 20 **BORN:** 5/20/94 in Westlake Village, CA **RESIDENCE:** Westlake Village, CA

SCHOOL: Attended University of Hawaii at Manoa (2016-17) and Los Angeles Pierce College (2014-15) ... graduated from Westlake High School in Westlake Village, Calif.

HOW ACQUIRED: Selected by Cubs in 18th round of 2017 draft (scout: Tom Myers)

| YEAR | TEAM | W-L | ERA | G | GS | CG | SHO | SV | IP | H | R | ER | HR | HB | BB | SO | WP | BK |
|------|----------|-----|------|----|----|----|-----|----|------|----|----|----|----|----|----|----|----|----|
| 2017 | Eugene-A | 1-1 | 8.50 | 13 | 0 | 0 | 0 | 0 | 18.0 | 28 | 19 | 17 | 2 | 3 | 6 | 12 | 3 | 1 |

Carson Sands – Pitcher

FULL NAME: Carson Bruce Sands **BATS:** Left **THROWS:** Left **HEIGHT:** 6-3 **WEIGHT:** 205
OPENING DAY AGE: 23 **BORN:** 3/28/95 in Tallahassee, FL **RESIDENCE:** Tallahassee, FL

SCHOOL: Graduated from North Florida Christian High School in Tallahassee, Fla.

HOW ACQUIRED: Selected by Cubs in 4th round of 2014 draft (scout: Tom Clark)

NOTES: 2017 – Placed on disabled list April 6 with a left elbow injury ... reinstated July 16 ... 2016 – Named a Midwest League mid-season All-Star ... 2015

– Led Eugene with 14 starts, going 3-4 with a 3.92 ERA ... **HIGH SCHOOL** – Pitched for Team USA for three summers, winning a gold medal with the 18-and-under team in 2012 ... went 11-1 with a 0.58 ERA and one complete game in 14 outings, 12 starts, in 2014 ... had committed to Florida State University

| YEAR | TEAM | W-L | ERA | G | GS | CG | SHO | SV | IP | H | R | ER | HR | HB | BB | SO | WP | BK |
|----------------------------|--------------|--------------|-------------|-----------|-----------|----------|----------|----------|--------------|------------|------------|------------|----------|-----------|-----------|------------|-----------|----------|
| 2014 | Mesa-R | 3-1 | 1.89 | 9 | 4 | 0 | 0 | 0 | 19.0 | 15 | 7 | 4 | 0 | 1 | 7 | 20 | 3 | 1 |
| 2015 | Eugene-A | 3-4 | 3.92 | 14 | 14 | 0 | 0 | 0 | 57.1 | 62 | 40 | 25 | 0 | 6 | 21 | 41 | 7 | 1 |
| 2016 | South Bend-A | 7-4 | 5.91 | 21 | 14 | 0 | 0 | 1 | 74.2 | 79 | 50 | 49 | 4 | 6 | 42 | 51 | 10 | 0 |
| 2017 | Mesa-R | 0-1 | 3.09 | 4 | 4 | 0 | 0 | 0 | 11.2 | 8 | 4 | 4 | 0 | 1 | 11 | 10 | 2 | 0 |
| | South Bend-A | 0-3 | 24.16 | 3 | 3 | 0 | 0 | 0 | 6.1 | 12 | 17 | 17 | 1 | 1 | 14 | 5 | 1 | 0 |
| | Eugene-A | 1-0 | 13.50 | 1 | 0 | 0 | 0 | 0 | 2.0 | 2 | 3 | 3 | 1 | 2 | 2 | 1 | 1 | 0 |
| MINOR LEAGUE TOTALS | | 14-13 | 5.37 | 52 | 39 | 0 | 0 | 1 | 171.0 | 178 | 121 | 102 | 6 | 17 | 97 | 128 | 24 | 2 |

Carlos Sepulveda – Infielder

FULL NAME: Carlos Alan Sepulveda (Salazar) **BATS:** Left **THROWS:** Right **HEIGHT:** 5-10 **WEIGHT:** 170
OPENING DAY AGE: 21, turns 22 on August 27 **BORN:** 8/27/96 in Monclova, Mexico **RESIDENCE:** Monclova, Mexico

HOW ACQUIRED: Signed by Cubs as a non-drafted free agent 12/18/14 (scout: Sergio Hernandez)

NOTES: 2017 – Suffered a season-ending right shoulder strain, May 10 ... 2015 – Appeared in 47 games with Mesa, tied for the team lead

| YEAR | TEAM | AVG | G | AB | R | H | 2B | 3B | HR | RBI | SH | SF | HP | BB | SO | SB-CS | E | OBP | SLG |
|----------------------------|----------------|-------------|------------|------------|------------|------------|-----------|----------|----------|-----------|----------|----------|----------|-----------|-----------|--------------|-----------|-------------|-------------|
| 2015 | Mesa-R | .281 | 47 | 185 | 27 | 52 | 5 | 0 | 0 | 25 | 5 | 2 | 2 | 19 | 30 | 6-1 | 3 | .351 | .308 |
| 2016 | South Bend-A | .310 | 80 | 332 | 55 | 103 | 14 | 2 | 1 | 24 | 4 | 0 | 3 | 26 | 41 | 4-11 | 9 | .366 | .373 |
| 2017 | Myrtle Beach-A | .196 | 28 | 112 | 13 | 22 | 2 | 0 | 0 | 7 | 0 | 1 | 1 | 11 | 19 | 0-1 | 1 | .272 | .214 |
| | Mesa-R | .324 | 9 | 37 | 6 | 12 | 2 | 0 | 0 | 4 | 0 | 0 | 0 | 4 | 4 | 0-1 | 0 | .390 | .378 |
| MINOR LEAGUE TOTALS | | .284 | 164 | 666 | 101 | 189 | 23 | 2 | 1 | 60 | 9 | 3 | 6 | 60 | 94 | 10-14 | 13 | .347 | .329 |

Florencio Serrano Jr. – Pitcher

FULL NAME: Florencio Serrano Jr. **BATS:** Right **THROWS:** Right **HEIGHT:** 6-0 **WEIGHT:** 175
OPENING DAY AGE: 18 **BORN:** 2/23/00 in Corpus Christi, TX **RESIDENCE:** Baja California, Mexico

HOW ACQUIRED: Signed by Cubs as a non-drafted free agent 7/31/17 (scouts: Sergio Hernandez & Louie Eljaua)

| YEAR | TEAM | W-L | ERA | G | GS | CG | SHO | SV | IP | H | R | ER | HR | HB | BB | SO | WP | BK | |
|------|------|-----|-----|---|----|----|-----|----|----|---|---|----|----|----|----|----|----|----|--|
| 2017 | – | | | | | | | | | | | | | | | | | | |

WILL MAKE DEBUT IN 2018

Wyatt Short – Pitcher

FULL NAME: Wyatt Short **BATS:** Left **THROWS:** Left **HEIGHT:** 5-8 **WEIGHT:** 180
OPENING DAY AGE: 23 **BORN:** 10/14/94 in Memphis, TN **RESIDENCE:** Southaven, MS

SCHOOL: Attended University of Mississippi ... graduated from Southaven High School in Southaven, Miss.

HOW ACQUIRED: Selected by Cubs in 13th round of 2016 draft (scout: Alex Levitt)

NOTES: 2017 – Named a Midwest League post-season All-Star after recording a team-high 16 saves ... **COLLEGE** – Finished career with 24 saves, the fourth-most in Ole Miss history ... was named to midseason watch list for NCBWA Stopper of the Year in 2016 ... also earned Second Team All-SEC honors ... **HIGH SCHOOL** – Went 9-2 with a 1.20 ERA and 102 strikeouts in 70.0 innings as a senior

| YEAR | TEAM | W-L | ERA | G | GS | CG | SHO | SV | IP | H | R | ER | HR | HB | BB | SO | WP | BK |
|----------------------------|----------------|------------|-------------|-----------|----------|----------|----------|-----------|-------------|-----------|-----------|-----------|----------|----------|-----------|-----------|----------|----------|
| 2016 | – Eugene-A | 1-0 | 0.00 | 15 | 0 | 0 | 0 | 7 | 15.0 | 5 | 1 | 0 | 0 | 1 | 7 | 14 | 0 | 0 |
| 2017 | – South Bend-A | 4-3 | 3.19 | 40 | 0 | 0 | 0 | 16 | 62.0 | 64 | 25 | 22 | 2 | 6 | 20 | 62 | 3 | 0 |
| MINOR LEAGUE TOTALS | | 5-3 | 2.57 | 55 | 0 | 0 | 0 | 23 | 77.0 | 69 | 26 | 22 | 2 | 7 | 27 | 76 | 3 | 0 |

Zack Short – Infielder

FULL NAME: Zachary Ryan Short **BATS:** Right **THROWS:** Right **HEIGHT:** 5-10 **WEIGHT:** 175
OPENING DAY AGE: 22, turns 23 on May 29 **BORN:** 5/29/95 in Kingston, NY **RESIDENCE:** Hurley, NY

SCHOOL: Attended Sacred Heart University (Conn.) ... graduated from Kingston High School in Kingston, NY

HOW ACQUIRED: Selected by Cubs in 17th round of 2016 draft (scout: Matt Sherman)

NOTES: **COLLEGE** – Batted .290 with 15 homers in 171 career games ... was First-Team All-NEC as a sophomore in 2015 ... named a Louisville Slugger Freshman All-American and second team All-NEC in 2014 ... **HIGH SCHOOL** – Collected All-League, All-Section and All-State honors in a high school career that saw him bat .410 with 32 RBI as a junior

| YEAR | TEAM | AVG | G | AB | R | H | 2B | 3B | HR | RBI | SH | SF | HP | BB | SO | SB-CS | E | OBP | SLG |
|----------------------------|----------------|-------------|------------|------------|------------|------------|-----------|----------|-----------|-----------|----------|----------|-----------|------------|------------|--------------|-----------|-------------|-------------|
| 2016 | – Mesa-R | .318 | 14 | 44 | 12 | 14 | 3 | 0 | 0 | 8 | 0 | 0 | 2 | 14 | 9 | 5-1 | 1 | .500 | .386 |
| | Eugene-A | .236 | 39 | 127 | 22 | 30 | 6 | 1 | 1 | 23 | 1 | 3 | 4 | 33 | 24 | 10-5 | 10 | .401 | .323 |
| 2017 | – South Bend-A | .237 | 66 | 236 | 50 | 56 | 17 | 3 | 7 | 26 | 2 | 1 | 7 | 54 | 54 | 15-5 | 17 | .393 | .424 |
| | Myrtle Beach-A | .263 | 65 | 232 | 34 | 61 | 11 | 3 | 6 | 21 | 0 | 3 | 2 | 40 | 50 | 3-5 | 7 | .372 | .414 |
| MINOR LEAGUE TOTALS | | .252 | 184 | 639 | 118 | 161 | 37 | 7 | 14 | 78 | 3 | 7 | 15 | 141 | 137 | 33-16 | 35 | .395 | .397 |

Jonathan Sierra – Outfielder

FULL NAME: Jonathan Stiwart Sierra (Paulino) **BATS:** Left **THROWS:** Left **HEIGHT:** 6-3 **WEIGHT:** 190
OPENING DAY AGE: 19 **BORN:** 10/17/98 in Santo Domingo, D.R. **RESIDENCE:** Santo Domingo, D.R.

HOW ACQUIRED: Signed by Cubs as a non-drafted free agent 8/23/15 (scouts: Carlos Reyes, Jose Serra and Louie Eljaou)

| YEAR | TEAM | AVG | G | AB | R | H | 2B | 3B | HR | RBI | SH | SF | HP | BB | SO | SB-CS | E | OBP | SLG |
|----------------------------|----------|-------------|------------|------------|-----------|------------|-----------|----------|----------|-----------|----------|----------|----------|-----------|------------|-------------|----------|-------------|-------------|
| 2016 | – Mesa-R | .264 | 64 | 220 | 33 | 58 | 11 | 3 | 0 | 19 | 0 | 0 | 6 | 37 | 48 | 12-5 | 2 | .384 | .341 |
| 2017 | – Mesa-R | .259 | 48 | 185 | 19 | 48 | 10 | 2 | 2 | 22 | 0 | 0 | 2 | 18 | 59 | 6-2 | 2 | .332 | .368 |
| MINOR LEAGUE TOTALS | | .262 | 112 | 405 | 52 | 106 | 21 | 5 | 2 | 41 | 0 | 0 | 8 | 55 | 107 | 18-7 | 4 | .361 | .353 |

Luis Silva – Pitcher

FULL NAME: Luis Armando Silva (Pena) **BATS:** Left **THROWS:** Left **HEIGHT:** 5-11 **WEIGHT:** 165
OPENING DAY AGE: 20, turns 21 on June 6 **BORN:** 6/6/97 in Caracas, Distrito Capital, Venezuela **RESIDENCE:** Guatire, Miranda, Venezuela

HOW ACQUIRED: Signed by Cubs as a non-drafted free agent 5/17/16 (scouts: Hector Ortega and Julio Figueroa)

| YEAR | TEAM | W-L | ERA | G | GS | CG | SHO | SV | IP | H | R | ER | HR | HB | BB | SO | WP | BK |
|----------------------------|----------------|------------|-------------|-----------|----------|----------|----------|----------|-------------|-----------|-----------|-----------|----------|----------|-----------|-----------|-----------|----------|
| 2016 | – DSL Cubs 1-R | 0-1 | 7.02 | 11 | 0 | 0 | 0 | 1 | 16.2 | 12 | 14 | 13 | 0 | 0 | 21 | 13 | 4 | 0 |
| 2017 | – DSL Cubs 1-R | 1-4 | 6.07 | 9 | 9 | 0 | 0 | 0 | 29.2 | 36 | 28 | 20 | 0 | 5 | 21 | 18 | 13 | 1 |
| | DSL Cubs 2-R | 0-0 | 1.38 | 5 | 0 | 0 | 0 | 0 | 13.0 | 10 | 3 | 2 | 0 | 1 | 6 | 9 | 3 | 0 |
| MINOR LEAGUE TOTALS | | 1-5 | 5.31 | 25 | 9 | 0 | 0 | 1 | 59.1 | 58 | 45 | 35 | 0 | 6 | 48 | 40 | 20 | 1 |

Chris Singleton – Outfielder

FULL NAME: Chris Singleton **BATS:** Right **THROWS:** Right **HEIGHT:** 6-1 **WEIGHT:** 180
OPENING DAY AGE: 21, turns 22 on July 5 **BORN:** 7/5/96 in Goose Creek, SC **RESIDENCE:** North Charleston, SC

SCHOOL: Attended Charleston Southern University (S.C.) ... graduated from Goose Creek High School in Goose Creek, S.C.

HOW ACQUIRED: Selected by Cubs in 19th round of 2017 draft (scout: Tom Clark)

NOTES: **COLLEGE** – Batted .332 as a sophomore ... **HIGH SCHOOL** – Was an All-State selection in 2014 after batting .417 in his senior season

| YEAR | TEAM | AVG | G | AB | R | H | 2B | 3B | HR | RBI | SH | SF | HP | BB | SO | SB-CS | E | OBP | SLG |
|----------------------------|----------|-------------|-----------|------------|-----------|-----------|----------|----------|----------|-----------|----------|----------|----------|-----------|-----------|-------------|----------|-------------|-------------|
| 2017 | Mesa-R | .304 | 12 | 46 | 6 | 14 | 2 | 1 | 1 | 6 | 0 | 0 | 0 | 3 | 10 | 5-1 | 0 | .347 | .457 |
| | Eugene-A | .185 | 27 | 108 | 15 | 20 | 7 | 0 | 1 | 10 | 0 | 1 | 1 | 8 | 27 | 6-1 | 2 | .246 | .278 |
| MINOR LEAGUE TOTALS | | .221 | 39 | 154 | 21 | 34 | 9 | 1 | 2 | 16 | 0 | 1 | 1 | 11 | 37 | 11-2 | 2 | .275 | .331 |

Jonathan Soto – Catcher

FULL NAME: Jonathan Alexander Soto (Lopez) **BATS:** Left **THROWS:** Right **HEIGHT:** 5-9 **WEIGHT:** 143
OPENING DAY AGE: 19, turns 20 on July 9 **BORN:** 7/9/98 in Cojedes, Venezuela **RESIDENCE:** Cojedes, Venezuela

HOW ACQUIRED: Signed by Cubs as a non-drafted free agent 5/8/17 (scouts: Hector Ortega)

| YEAR | TEAM | AVG | G | AB | R | H | 2B | 3B | HR | RBI | SH | SF | HP | BB | SO | SB-CS | E | OBP | SLG |
|------|--------------|------|----|-----|----|----|----|----|----|-----|----|----|----|----|----|-------|---|------|------|
| 2017 | DSL Cubs 2-R | .284 | 62 | 201 | 21 | 57 | 7 | 5 | 1 | 38 | 0 | 3 | 1 | 21 | 22 | 7-0 | 1 | .350 | .383 |

Daniel Spingola – Outfielder

FULL NAME: Daniel Christian Spingola **BATS:** Left **THROWS:** Left **HEIGHT:** 6-1 **WEIGHT:** 190
OPENING DAY AGE: 24, turns 25 on May 5 **BORN:** 5/5/93 in Chapel Hill, NC **RESIDENCE:** Roswell, GA

SCHOOL: Graduated from Georgia Tech ... graduated from Marist (Ga.) High School

HOW ACQUIRED: Selected by Cubs in 31st round of 2015 draft (scout: Keith Lockhart)

NOTES: **2017** – Named a Carolina League mid-season All-Star ... **COLLEGE** – Batted .293 with 22 doubles, nine triples, six homers, 80 RBI and 28 stolen bases in 186 career college games ... second team All-ACC in 2014.

| YEAR | TEAM | AVG | G | AB | R | H | 2B | 3B | HR | RBI | SH | SF | HP | BB | SO | SB-CS | E | OBP | SLG |
|----------------------------|----------------|-------------|------------|------------|-----------|------------|-----------|-----------|----------|-----------|----------|----------|-----------|-----------|------------|-------------|----------|-------------|-------------|
| 2015 | Mesa-R | .529 | 6 | 17 | 4 | 9 | 4 | 2 | 0 | 7 | 1 | 1 | 0 | 3 | 2 | 1-0 | 0 | .571 | 1.000 |
| | Eugene-A | .125 | 2 | 8 | 0 | 1 | 0 | 0 | 0 | 0 | 0 | 0 | 0 | 2 | 0-0 | 0 | .125 | .125 | |
| | South Bend-A | .100 | 4 | 10 | 1 | 1 | 0 | 0 | 0 | 0 | 0 | 0 | 1 | 0 | 2 | 0-0 | 1 | .182 | .100 |
| 2016 | South Bend-A | .309 | 38 | 136 | 20 | 42 | 6 | 1 | 0 | 10 | 2 | 0 | 3 | 12 | 25 | 4-3 | 0 | .377 | .368 |
| | Myrtle Beach-A | .231 | 49 | 156 | 20 | 36 | 12 | 0 | 1 | 17 | 2 | 4 | 3 | 20 | 35 | 4-1 | 4 | .322 | .327 |
| 2017 | Myrtle Beach-A | .285 | 64 | 221 | 27 | 63 | 15 | 6 | 2 | 27 | 0 | 2 | 3 | 27 | 66 | 5-0 | 0 | .368 | .434 |
| | Tennessee-AA | .237 | 43 | 135 | 23 | 32 | 6 | 1 | 4 | 13 | 0 | 0 | 3 | 9 | 35 | 0-0 | 2 | .299 | .385 |
| MINOR LEAGUE TOTALS | | .269 | 206 | 683 | 95 | 184 | 43 | 10 | 7 | 74 | 5 | 7 | 13 | 71 | 167 | 14-4 | 7 | .346 | .392 |

Justin Steele – Pitcher

FULL NAME: Justin Carl Steele **BATS:** Left **THROWS:** Left **HEIGHT:** 6-2 **WEIGHT:** 195
OPENING DAY AGE: 22, turns 23 on July 11 **BORN:** 7/11/95 in Lucedale, MS **RESIDENCE:** Lucedale, MS

SCHOOL: Graduated from George County High School in Lucedale, Miss.

HOW ACQUIRED: Selected by Cubs in 5th round of 2014 draft (scout: JP Davis)

NOTES: **2017** – Named a Carolina League mid-season All-Star ... **HIGH SCHOOL** – Named 5A Player of the Year in Mississippi by state coaches in 2014 ... won the 2014 Mississippi Hall of Fame Award for High School Baseball ... went 5-1 with a 0.98 ERA in eight games, striking out 92 batters in 43.0 innings ... had committed to University of Southern Mississippi.

| YEAR | TEAM | W-L | ERA | G | GS | CG | SHO | SV | IP | H | R | ER | HR | HB | BB | SO | WP | BK |
|----------------------------|----------------|--------------|-------------|-----------|-----------|----------|----------|----------|--------------|------------|------------|-----------|----------|-----------|-----------|------------|-----------|----------|
| 2014 | Mesa-R | 0-0 | 2.89 | 9 | 4 | 0 | 0 | 0 | 18.2 | 15 | 6 | 6 | 0 | 1 | 8 | 25 | 2 | 0 |
| 2015 | Eugene-A | 3-1 | 2.66 | 10 | 10 | 0 | 0 | 0 | 40.2 | 38 | 24 | 12 | 0 | 0 | 15 | 38 | 6 | 1 |
| 2016 | South Bend-A | 5-7 | 5.00 | 19 | 19 | 0 | 0 | 0 | 77.1 | 93 | 57 | 43 | 3 | 8 | 39 | 76 | 7 | 2 |
| 2017 | Myrtle Beach-A | 6-7 | 2.92 | 20 | 20 | 0 | 0 | 0 | 98.2 | 100 | 42 | 32 | 6 | 10 | 36 | 82 | 11 | 0 |
| MINOR LEAGUE TOTALS | | 14-15 | 3.56 | 58 | 53 | 0 | 0 | 0 | 235.1 | 246 | 129 | 93 | 9 | 19 | 98 | 221 | 26 | 3 |

Jake Steffens – Pitcher

FULL NAME: Jacob Steffens **BATS:** Right **THROWS:** Right **HEIGHT:** 6-4 **WEIGHT:** 215
OPENING DAY AGE: 23, turns 24 on June 24 **BORN:** 6/24/94 in Phoenix, AZ **RESIDENCE:** Phoenix, AZ

SCHOOL: Attended Santa Clara University (Calif.) ... graduated from Brophy College Prep High School in Phoenix, Ariz.

HOW ACQUIRED: Selected by Cubs in 29th round of 2017 draft (scout: Gabe Zappin)

NOTES: **COLLEGE** – 2014 All-West Coast Conference Honorable Mention

| YEAR | TEAM | W-L | ERA | G | GS | CG | SHO | SV | IP | H | R | ER | HR | HB | BB | SO | WP | BK |
|------|----------|-----|------|----|----|----|-----|----|------|----|---|----|----|----|----|----|----|----|
| 2017 | Eugene-A | 1-1 | 1.54 | 16 | 0 | 0 | 0 | 2 | 23.1 | 15 | 4 | 4 | 0 | 0 | 7 | 22 | 3 | 0 |

Jake Stinnett – Pitcher

FULL NAME: Jacob Douglas Stinnett **BATS:** Right **THROWS:** Right **HEIGHT:** 6-4 **WEIGHT:** 205
OPENING DAY AGE: 25, turns 26 on April 25 **BORN:** 4/25/92 in Vista, CA **RESIDENCE:** Vista, CA

SCHOOL: Attended University of Maryland ... graduated from Rancho Buena Vista (CA) High School

HOW ACQUIRED: Selected by Cubs in 2nd round of 2014 draft (scout: Billy Swoope)

NOTES: 2017 – On disabled list from April 6-July 26 with a right shoulder injury .. 2016 – Named a Carolina League mid-season All-Star, posting a 3.78 ERA prior to the Break ... **COLLEGE** – Second team ABCA All-Atlantic Region and All-ACC selection in 2014 ... became Maryland's single-season strikeout leader with 132 punchouts in 2014 ... led the Terrapins to a berth in the NCAA Super Regionals ... Academic All-ACC selection in 2013

| YEAR | TEAM | W-L | ERA | G | GS | CG | SHO | SV | IP | H | R | ER | HR | HB | BB | SO | WP | BK |
|----------------------------|------------------|--------------|-------------|-----------|-----------|----------|----------|----------|--------------|------------|------------|------------|-----------|-----------|------------|------------|-----------|----------|
| 2014 | – Mesa-R | 0-1 | 7.71 | 3 | 2 | 0 | 0 | 0 | 4.2 | 9 | 4 | 4 | 0 | 0 | 0 | 3 | 1 | 0 |
| | Boise-A | 0-0 | 2.84 | 2 | 2 | 0 | 0 | 0 | 6.1 | 3 | 2 | 2 | 1 | 0 | 2 | 7 | 1 | 0 |
| 2015 | – South Bend-A | 7-6 | 4.46 | 22 | 22 | 0 | 0 | 0 | 117.0 | 117 | 66 | 58 | 6 | 16 | 50 | 91 | 11 | 0 |
| 2016 | – Myrtle Beach-A | 9-4 | 4.27 | 20 | 20 | 0 | 0 | 0 | 116.0 | 114 | 67 | 55 | 7 | 7 | 40 | 97 | 5 | 1 |
| 2017 | – Mesa-R | 0-0 | 0.00 | 3 | 0 | 0 | 0 | 0 | 4.2 | 4 | 0 | 0 | 0 | 0 | 0 | 9 | 2 | 0 |
| | Myrtle Beach-A | 0-1 | 5.40 | 2 | 0 | 0 | 0 | 0 | 3.1 | 5 | 2 | 2 | 1 | 0 | 2 | 4 | 0 | 0 |
| | Tennessee-AA | 0-1 | 0.61 | 9 | 0 | 0 | 0 | 0 | 14.2 | 6 | 1 | 1 | 0 | 2 | 6 | 14 | 0 | 0 |
| MINOR LEAGUE TOTALS | | 16-13 | 4.12 | 61 | 46 | 0 | 0 | 0 | 266.2 | 258 | 142 | 122 | 15 | 25 | 100 | 225 | 20 | 1 |

Mitch Stophel – Pitcher

FULL NAME: Mitch Stophel **BATS:** Right **THROWS:** Right **HEIGHT:** 6-3 **WEIGHT:** 220
OPENING DAY AGE: 23 **BORN:** 11/9/94 in Bluff City, TN **RESIDENCE:** Bluff City, TN

SCHOOL: Attended King College (Tenn.) ... graduated from Tennessee High School in Bluff City, Tenn.

HOW ACQUIRED: Selected by Cubs in 25th round of 2017 draft (scout: Daniel Carte)

| YEAR | TEAM | W-L | ERA | G | GS | CG | SHO | SV | IP | H | R | ER | HR | HB | BB | SO | WP | BK |
|------|----------|-----|------|----|----|----|-----|----|------|----|---|----|----|----|----|----|----|----|
| 2017 | – Mesa-R | 1-0 | 3.45 | 12 | 0 | 0 | 0 | 1 | 15.2 | 12 | 6 | 6 | 2 | 1 | 8 | 22 | 0 | 0 |

Matt Swarmer – Pitcher

FULL NAME: Matthew Lee Swarmer **BATS:** Right **THROWS:** Right **HEIGHT:** 6-5 **WEIGHT:** 195
OPENING DAY AGE: 24 **BORN:** 9/25/93 in Reading, PA **RESIDENCE:** Mohnton, PA

SCHOOL: Attended Kutztown University (Pa.) ... graduated from Governor Mifflin High School in Shillington, Pa.

HOW ACQUIRED: Selected by Cubs in 19th round of 2016 draft (scout: Matt Sherman)

NOTES: **COLLEGE** – Named to the All-Pennsylvania State Athletic Conference First Team in 2016 after leading the team with 85 strikeouts in 58.1 innings ... his 224 career strikeouts rank sixth in school history

| YEAR | TEAM | W-L | ERA | G | GS | CG | SHO | SV | IP | H | R | ER | HR | HB | BB | SO | WP | BK |
|----------------------------|----------------|------------|-------------|-----------|-----------|----------|----------|----------|--------------|------------|-----------|-----------|-----------|----------|-----------|------------|----------|----------|
| 2016 | – Mesa-R | 0-1 | 3.38 | 8 | 5 | 0 | 0 | 0 | 18.2 | 20 | 9 | 7 | 0 | 0 | 9 | 23 | 2 | 1 |
| 2017 | – South Bend-A | 3-3 | 5.33 | 14 | 2 | 0 | 0 | 2 | 49.0 | 54 | 31 | 29 | 6 | 1 | 9 | 52 | 4 | 1 |
| | Eugene-A | 3-0 | 2.72 | 7 | 7 | 0 | 0 | 0 | 36.1 | 31 | 12 | 11 | 4 | 1 | 8 | 37 | 1 | 0 |
| | Iowa-AAA | 1-0 | 0.00 | 1 | 1 | 0 | 0 | 0 | 7.0 | 5 | 0 | 0 | 0 | 0 | 1 | 8 | 0 | 0 |
| | Tennessee-AA | 0-2 | 13.00 | 2 | 2 | 0 | 0 | 0 | 9.0 | 19 | 16 | 13 | 2 | 0 | 4 | 8 | 0 | 0 |
| MINOR LEAGUE TOTALS | | 7-6 | 4.50 | 32 | 17 | 0 | 0 | 2 | 120.0 | 129 | 68 | 60 | 12 | 2 | 31 | 128 | 7 | 2 |

Nathan Sweeney – Pitcher

FULL NAME: Nathan Sweeney **BATS:** Right **THROWS:** Right **HEIGHT:** 6-4 **WEIGHT:** 185
OPENING DAY AGE: 20, turns 21 on August 21 **BORN:** 8/21/97 in Centennial, CO **RESIDENCE:** Greenwood Village, CO

SCHOOL: Graduated from Cherry Creek High School in Greenwood Village, Colo.

HOW ACQUIRED: Selected by Cubs in 33rd round of 2016 draft (scout: Steve McFarland)

NOTES: **HIGH SCHOOL** – Named a 2016 Rawlings-Perfect Game Honorable Mention All-American and West All Region First-Team

| YEAR | TEAM | W-L | ERA | G | GS | CG | SHO | SV | IP | H | R | ER | HR | HB | BB | SO | WP | BK |
|----------------------------|----------|------------|-------------|-----------|----------|----------|----------|----------|-------------|-----------|-----------|-----------|----------|----------|-----------|-----------|----------|----------|
| 2016 | – Mesa-R | 0-1 | 12.46 | 5 | 0 | 0 | 0 | 0 | 4.1 | 5 | 7 | 6 | 1 | 2 | 4 | 1 | 1 | 0 |
| 2017 | – Mesa-R | 0-2 | 5.91 | 14 | 0 | 0 | 0 | 0 | 21.1 | 30 | 22 | 14 | 2 | 2 | 14 | 18 | 7 | 0 |
| MINOR LEAGUE TOTALS | | 0-3 | 7.01 | 19 | 0 | 0 | 0 | 0 | 25.2 | 35 | 29 | 20 | 3 | 4 | 18 | 19 | 8 | 0 |

Jesus Tejada – Pitcher

FULL NAME: Jesus Alberto Tejada (Coronado) **BATS:** Right **THROWS:** Right **HEIGHT:** 6-1 **WEIGHT:** 168
OPENING DAY AGE: 21 **BORN:** 10/24/96 in Puerto Plata, D.R. **RESIDENCE:** Puerto Plata, D.R.

HOW ACQUIRED: Signed by Cubs as a non-drafted free agent 8/29/14 (scouts: Jose Estevez, Gian Guzman and Jose Serra)

| YEAR | TEAM | W-L | ERA | G | GS | CG | SHO | SV | IP | H | R | ER | HR | HB | BB | SO | WP | BK |
|----------------------------|----------------|-------------|-------------|-----------|-----------|----------|----------|----------|--------------|------------|-----------|-----------|----------|-----------|-----------|------------|-----------|----------|
| 2015 | – DSL Cubs-R | 2-0 | 1.60 | 14 | 7 | 0 | 0 | 0 | 50.2 | 38 | 10 | 9 | 1 | 3 | 25 | 32 | 11 | 0 |
| 2016 | – DSL Cubs 1-R | 1-5 | 3.12 | 13 | 12 | 0 | 0 | 0 | 60.2 | 68 | 33 | 21 | 1 | 5 | 18 | 37 | 10 | 1 |
| 2017 | – DSL Cubs 2-R | 5-7 | 2.64 | 14 | 14 | 1 | 1 | 0 | 75.0 | 61 | 28 | 22 | 1 | 5 | 18 | 59 | 8 | 0 |
| MINOR LEAGUE TOTALS | | 8-12 | 2.51 | 41 | 33 | 1 | 1 | 0 | 186.1 | 167 | 71 | 52 | 3 | 13 | 61 | 128 | 29 | 1 |

Ricky Tyler Thomas – Pitcher

FULL NAME: Ricky Tyler Thomas **BATS:** Right **THROWS:** Left **HEIGHT:** 6-1 **WEIGHT:** 175
OPENING DAY AGE: 22 **BORN:** 12/22/95 in San Diego, CA **RESIDENCE:** San Diego, CA

SCHOOL: Attended Fresno State (Calif.) ... graduated from Mira Mesa High School in San Diego, Calif.

HOW ACQUIRED: Selected by Cubs in seventh round of 2017 draft (scout: Gabe Zappin)

NOTES: **COLLEGE** – Earned First-Team All-Mountain West honors in 2016 and 2017 ... earned the Richard W. Case Award by USA Baseball, given annually to USA Baseball's top player

| YEAR | TEAM | W-L | ERA | G | GS | CG | SHO | SV | IP | H | R | ER | HR | HB | BB | SO | WP | BK |
|------|----------|-----|------|----|----|----|-----|----|------|----|---|----|----|----|----|----|----|----|
| 2017 | Eugene-A | 1-0 | 2.33 | 11 | 0 | 0 | 0 | 0 | 19.1 | 15 | 5 | 5 | 1 | 1 | 13 | 24 | 4 | 0 |

Keegan Thompson – Pitcher

FULL NAME: Keegan Cole Thompson **BATS:** Right **THROWS:** Right **HEIGHT:** 6-2 **WEIGHT:** 210
OPENING DAY AGE: 23 **BORN:** 3/13/95 in Cullman, AL **RESIDENCE:** Cullman, AL

SCHOOL: Attended Auburn University (Ala.) ... graduated from Cullman High School in Cullman, Ala.

HOW ACQUIRED: Selected by Cubs in third round of 2017 draft (scout: Alex McClure)

NOTES: **COLLEGE** – Freshman All-American in 2014 by multiple publications ... **HIGH SCHOOL** – Gatorade Alabama State Player of the Year in 2011 and 2013

| YEAR | TEAM | W-L | ERA | G | GS | CG | SHO | SV | IP | H | R | ER | HR | HB | BB | SO | WP | BK |
|------|----------|-----|------|---|----|----|-----|----|------|----|---|----|----|----|----|----|----|----|
| 2017 | Eugene-A | 1-2 | 2.37 | 7 | 1 | 0 | 0 | 0 | 19.0 | 15 | 5 | 5 | 1 | 0 | 4 | 23 | 2 | 0 |

Tommy Thorpe – Pitcher

FULL NAME: Thomas Philip Thorpe **BATS:** Left **THROWS:** Left **HEIGHT:** 6-0 **WEIGHT:** 195
OPENING DAY AGE: 25 **BORN:** 9/20/92 in Portland, OR **RESIDENCE:** Vancouver, WA

SCHOOL: Attended University of Oregon ... graduated from Evergreen (Wash.) High School

HOW ACQUIRED: Selected by Cubs in 8th round of 2014 draft (scout: Scott Fairbanks)

NOTES: **COLLEGE** – First-team All-Pac-12 Conference in 2013 and 2014 ... his 11 wins in 2013 rank second-most in program history ... was a 2013 Team USA member

| YEAR | TEAM | W-L | ERA | G | GS | CG | SHO | SV | IP | H | R | ER | HR | HB | BB | SO | WP | BK |
|----------------------------|----------------|--------------|-------------|------------|-----------|----------|----------|----------|--------------|------------|------------|-----------|-----------|-----------|------------|------------|-----------|----------|
| 2014 | Mesa-R | 0-0 | 0.00 | 2 | 0 | 0 | 0 | 0 | 2.0 | 1 | 0 | 0 | 0 | 0 | 0 | 2 | 0 | 0 |
| 2014 | Boise-A | 1-0 | 3.38 | 8 | 0 | 0 | 0 | 0 | 18.2 | 12 | 7 | 7 | 0 | 2 | 7 | 21 | 2 | 0 |
| 2015 | South Bend-A | 5-7 | 3.08 | 27 | 12 | 0 | 0 | 1 | 96.1 | 95 | 42 | 33 | 3 | 6 | 41 | 65 | 9 | 0 |
| 2016 | Myrtle Beach-A | 4-6 | 3.59 | 39 | 5 | 0 | 0 | 1 | 77.2 | 69 | 31 | 31 | 7 | 2 | 33 | 69 | 7 | 0 |
| 2017 | Myrtle Beach-A | 3-4 | 4.32 | 35 | 0 | 0 | 0 | 0 | 58.1 | 54 | 33 | 28 | 7 | 5 | 31 | 59 | 12 | 0 |
| | Iowa-AAA | 0-0 | 0.00 | 1 | 0 | 0 | 0 | 0 | 2.0 | 1 | 0 | 0 | 0 | 0 | 0 | 1 | 1 | 0 |
| | Tennessee-AA | 1-0 | 0.00 | 4 | 0 | 0 | 0 | 0 | 6.2 | 2 | 0 | 0 | 0 | 0 | 1 | 4 | 0 | 0 |
| MINOR LEAGUE TOTALS | | 14-17 | 3.41 | 116 | 17 | 0 | 0 | 2 | 261.2 | 234 | 113 | 99 | 17 | 15 | 113 | 221 | 31 | 0 |

Franklin Tineo – Infielder

FULL NAME: Franklin Leonel Tineo **BATS:** Right **THROWS:** Right **HEIGHT:** 6-1 **WEIGHT:** 176
OPENING DAY AGE: 23 **BORN:** 12/30/94 in Mao, D.R. **RESIDENCE:** Mao, D.R.

HOW ACQUIRED: Signed by Cubs as a non-drafted free agent 4/23/14 (scouts: Jose Estevez, Gian Guzman and Jose Serra)

| YEAR | TEAM | AVG | G | AB | R | H | 2B | 3B | HR | RBI | SF | HP | BB | SO | SB-CS | E | OBP | SLG | |
|----------------------------|--------------|-------------|------------|------------|------------|------------|-----------|----------|-----------|-----------|----------|----------|-----------|------------|------------|--------------|-----------|-------------|-------------|
| 2014 | DSL Cubs-R | .213 | 56 | 160 | 28 | 34 | 9 | 1 | 0 | 15 | 1 | 1 | 2 | 23 | 45 | 6-7 | 11 | .317 | .281 |
| 2015 | DSL Cubs-R | .214 | 44 | 131 | 21 | 28 | 6 | 1 | 3 | 19 | 1 | 1 | 5 | 27 | 27 | 3-4 | 6 | .366 | .344 |
| 2016 | DSL Cubs 2-R | .154 | 9 | 26 | 3 | 4 | 1 | 1 | 0 | 3 | 1 | 0 | 0 | 2 | 8 | 1-0 | 3 | .214 | .269 |
| | DSL Cubs-R | .250 | 40 | 136 | 16 | 34 | 6 | 0 | 2 | 18 | 0 | 2 | 1 | 14 | 23 | 9-3 | 10 | .320 | .338 |
| 2017 | DSL Cubs 2-R | .295 | 62 | 193 | 36 | 57 | 21 | 0 | 5 | 29 | 1 | 2 | 7 | 39 | 42 | 11-8 | 6 | .427 | .482 |
| MINOR LEAGUE TOTALS | | .243 | 211 | 646 | 104 | 157 | 43 | 3 | 10 | 84 | 4 | 6 | 15 | 105 | 145 | 30-22 | 36 | .359 | .365 |

Freddy Tineo – Pitcher

FULL NAME: Freddy Jose Tineo (Simancas) **BATS:** Right **THROWS:** Right **HEIGHT:** 6-0 **WEIGHT:** 160
OPENING DAY AGE: 20 **BORN:** 11/22/97 in Carabobo, Venezuela **RESIDENCE:** Carabobo, Venezuela

HOW ACQUIRED: Signed by Cubs as a non-drafted free agent 2/1/15 (scouts: Hector Ortega and Julio Figueroa)

| YEAR | TEAM | W-L | ERA | G | GS | CG | SHO | SV | IP | H | R | ER | HR | HB | BB | SO | WP | BK |
|----------------------------|--------------|------------|-------------|-----------|-----------|----------|----------|----------|--------------|------------|-----------|-----------|-----------|----------|-----------|-----------|-----------|----------|
| 2015 | VSL Cubs-R | 0-4 | 5.70 | 12 | 12 | 0 | 0 | 0 | 42.2 | 49 | 34 | 27 | 4 | 3 | 16 | 21 | 5 | 1 |
| 2016 | DSL Cubs 1-R | 3-3 | 3.76 | 18 | 1 | 0 | 0 | 1 | 40.2 | 36 | 20 | 17 | 2 | 1 | 27 | 29 | 12 | 2 |
| 2017 | DSL Cubs 2-R | 0-0 | 5.19 | 14 | 0 | 0 | 0 | 1 | 26.0 | 29 | 21 | 15 | 4 | 3 | 15 | 27 | 4 | 0 |
| MINOR LEAGUE TOTALS | | 3-7 | 4.86 | 44 | 13 | 0 | 0 | 2 | 109.1 | 114 | 75 | 59 | 10 | 7 | 58 | 77 | 21 | 3 |

Daury Torrez – Pitcher

FULL NAME: Daury DeJesus Torrez **BATS:** Right **THROWS:** Right **HEIGHT:** 6-3 **WEIGHT:** 170
OPENING DAY AGE: 24, turns 25 on June 11 **BORN:** 6/11/93 in Esperanza, D.R. **RESIDENCE:** Esperanza, D.R.

HOW ACQUIRED: Signed by Cubs as a non-drafted free agent 12/22/10 (scouts: Jose Serra and Juan Moncion)

NOTES: 2017 – Named a Southern League mid-season All-Star ... 2015 – Led Myrtle Beach with 10 wins, 23 starts and 134.1 innings pitched ... 2014 – Earned Midwest League Pitcher of the Week honors (June 23-29) after his 8.0-innings of shutout baseball on June 26 against Wisconsin ... led all Cubs minor leaguers with a 2.74 ERA and tied for first in wins with 11

| YEAR | TEAM | W-L | ERA | G | GS | CG | SHO | SV | IP | H | R | ER | HR | HB | BB | SO | WP | BK |
|----------------------------|------------------|--------------|-------------|------------|-----------|----------|----------|----------|--------------|------------|------------|------------|-----------|-----------|-----------|------------|-----------|-----------|
| 2011 | – DSL Cubs 2-R | 1-2 | 3.54 | 16 | 1 | 0 | 0 | 1 | 40.2 | 42 | 19 | 16 | 0 | 3 | 5 | 25 | 3 | 1 |
| 2012 | – DSL Cubs 2-R | 6-3 | 1.21 | 14 | 13 | 0 | 0 | 0 | 74.2 | 57 | 14 | 10 | 6 | 6 | 4 | 50 | 4 | 1 |
| 2013 | – Mesa-R | 4-2 | 3.31 | 12 | 2 | 0 | 0 | 1 | 49.0 | 49 | 21 | 18 | 2 | 0 | 5 | 49 | 0 | 2 |
| | – Kane County-A | 0-1 | 5.40 | 1 | 1 | 0 | 0 | 0 | 5.0 | 5 | 3 | 3 | 1 | 0 | 1 | 2 | 0 | 0 |
| 2014 | – Kane County-A | 11-7 | 2.74 | 23 | 23 | 1 | 1 | 0 | 131.1 | 110 | 50 | 40 | 8 | 5 | 21 | 81 | 0 | 2 |
| 2015 | – Myrtle Beach-A | 10-6 | 3.75 | 24 | 23 | 2 | 1 | 0 | 134.1 | 137 | 60 | 56 | 11 | 5 | 21 | 86 | 1 | 2 |
| 2016 | – Myrtle Beach-A | 2-2 | 3.56 | 42 | 0 | 0 | 0 | 2 | 68.1 | 74 | 32 | 27 | 6 | 3 | 19 | 69 | 2 | 2 |
| 2017 | – Tennessee-AA | 6-4 | 1.40 | 43 | 1 | 0 | 0 | 1 | 77.1 | 58 | 17 | 12 | 6 | 3 | 13 | 56 | 1 | 0 |
| MINOR LEAGUE TOTALS | | 40-27 | 2.82 | 175 | 64 | 3 | 2 | 5 | 580.2 | 532 | 216 | 182 | 40 | 25 | 89 | 418 | 11 | 10 |

Luis Ubierna – Outfielder

FULL NAME: Luis Ricardo Ubierna (Arrindell) **BATS:** Right **THROWS:** Right **HEIGHT:** 6-2 **WEIGHT:** 167
OPENING DAY AGE: 21 **BORN:** 9/17/96 in La Romana, D.R. **RESIDENCE:** La Romana, D.R.

HOW ACQUIRED: Signed by Cubs as non-drafted free agent 11/28/13 (scouts: Marino Encarnacion, Gian Guzman and Jose Serra)

| YEAR | TEAM | AVG | G | AB | R | H | 2B | 3B | HR | RBI | SH | SF | HP | BB | SO | SB-CS | E | OBP | SLG |
|----------------------------|----------------|-------------|------------|------------|-----------|------------|-----------|----------|----------|-----------|----------|----------|-----------|-----------|------------|--------------|----------|-------------|-------------|
| 2014 | – DSL Cubs-R | .207 | 30 | 82 | 18 | 17 | 3 | 0 | 0 | 7 | 1 | 0 | 3 | 18 | 26 | 3-4 | 3 | .369 | .244 |
| 2015 | – DSL Cubs-R | .195 | 41 | 113 | 18 | 22 | 2 | 1 | 0 | 11 | 1 | 1 | 4 | 12 | 23 | 6-5 | 0 | .292 | .230 |
| 2016 | – DSL Cubs 2-R | .200 | 42 | 125 | 12 | 25 | 4 | 0 | 0 | 13 | 3 | 2 | 1 | 11 | 30 | 5-2 | 0 | .266 | .232 |
| 2017 | – DSL Cubs 2-R | .233 | 58 | 176 | 23 | 41 | 4 | 4 | 0 | 19 | 1 | 1 | 9 | 30 | 27 | 8-10 | 4 | .370 | .301 |
| MINOR LEAGUE TOTALS | | .212 | 171 | 496 | 71 | 105 | 13 | 5 | 0 | 50 | 6 | 4 | 17 | 71 | 106 | 22-21 | 7 | .328 | .258 |

Erich Uelmen – Pitcher

FULL NAME: Erich Uelmen **BATS:** Right **THROWS:** Right **HEIGHT:** 6-3 **WEIGHT:** 210
OPENING DAY AGE: 21, turns 22 on May 19 **BORN:** 5/19/96 in Las Vegas, NV **RESIDENCE:** Las Vegas, NV

SCHOOL: Attended Cal Poly San Luis Obispo ... graduated from Faith Lutheran High School in Las Vegas, Nev.

HOW ACQUIRED: Selected by Cubs in fourth round of 2017 draft (scout: Tom Myers)

NOTES: HIGH SCHOOL – Earned First-Team All-State honors and named MVP of the Sunset League in 2014

| YEAR | TEAM | W-L | ERA | G | GS | CG | SHO | SV | IP | H | R | ER | HR | HB | BB | SO | WP | BK |
|------|------------|-----|------|---|----|----|-----|----|------|----|----|----|----|----|----|----|----|----|
| 2017 | – Eugene-A | 0-2 | 2.04 | 7 | 0 | 0 | 0 | 0 | 17.2 | 18 | 11 | 4 | 2 | 0 | 9 | 23 | 2 | 0 |

Austin Upshaw – Infielder

FULL NAME: Austin Tyler Upshaw **BATS:** Left **THROWS:** Right **HEIGHT:** 6-0 **WEIGHT:** 195
OPENING DAY AGE: 21, turns 22 on July 28 **BORN:** 7/28/96 in Buford, GA **RESIDENCE:** Buford, GA

SCHOOL: Attended Kennesaw State University (Ga.) and Georgia Perimeter College ... graduated from Buford High School in Buford, Ga.

HOW ACQUIRED: Selected by Cubs in 13th round of 2017 draft (scout: Keith Lockhart)

NOTES: COLLEGE – Named 2017 First Team All-Atlantic Sun and 2016 conference Second Team

| YEAR | TEAM | AVG | G | AB | R | H | 2B | 3B | HR | RBI | SH | SF | HP | BB | SO | SB-CS | E | OBP | SLG |
|----------------------------|----------------|-------------|-----------|------------|-----------|-----------|-----------|----------|----------|-----------|----------|----------|----------|-----------|-----------|------------|-----------|-------------|-------------|
| 2017 | – Mesa-R | .313 | 4 | 16 | 4 | 5 | 1 | 0 | 2 | 8 | 0 | 0 | 0 | 4 | 0-0 | 3 | .313 | .750 | |
| | – South Bend-A | .290 | 52 | 210 | 28 | 61 | 11 | 1 | 2 | 29 | 0 | 3 | 3 | 14 | 31 | 1-1 | 8 | .339 | .381 |
| MINOR LEAGUE TOTALS | | .292 | 56 | 226 | 32 | 66 | 12 | 1 | 4 | 37 | 0 | 3 | 3 | 14 | 35 | 1-1 | 11 | .337 | .407 |

Sucre Valdez – Pitcher

FULL NAME: Sucre Valdez **BATS:** Right **THROWS:** Right **HEIGHT:** 6-2 **WEIGHT:** 180
OPENING DAY AGE: 24 **BORN:** 9/1/93 in Azua, D.R. **RESIDENCE:** Azua, D.R.

HOW ACQUIRED: Signed by Cubs as a non-drafted free agent 4/20/15 (scouts: Valerio Heredia, Jose Serra and Gian Guzman)

| YEAR | TEAM | W-L | ERA | G | GS | CG | SHO | SV | IP | H | R | ER | HR | HB | BB | SO | WP | BK |
|----------------------------|----------------|------------|-------------|-----------|----------|----------|----------|----------|-------------|-----------|-----------|-----------|----------|----------|-----------|-----------|----------|----------|
| 2015 | – DSL Cubs-R | 2-2 | 4.26 | 12 | 1 | 0 | 0 | 1 | 25.1 | 27 | 15 | 12 | 4 | 1 | 10 | 24 | 5 | 1 |
| 2016 | – DSL Cubs 2-R | 1-0 | 5.00 | 15 | 0 | 0 | 0 | 1 | 27.0 | 35 | 23 | 15 | 3 | 4 | 7 | 21 | 2 | 0 |
| 2017 | – DSL Cubs 2-R | 0-1 | 7.59 | 7 | 0 | 0 | 0 | 2 | 10.2 | 14 | 10 | 9 | 0 | 1 | 2 | 13 | 1 | 0 |
| MINOR LEAGUE TOTALS | | 3-3 | 5.14 | 34 | 1 | 0 | 0 | 4 | 63.0 | 76 | 48 | 36 | 7 | 6 | 19 | 58 | 8 | 1 |

Marco Valenzuela – Outfielder

FULL NAME: Marco Antonio Valenzuela (Ramirez) **BATS:** Left **THROWS:** Right **HEIGHT:** 6-1 **WEIGHT:** 170
OPENING DAY AGE: 18 **BORN:** 1/14/00 in Sonora, Mexico **RESIDENCE:** Sonora, Mexico

HOW ACQUIRED: Signed by Cubs as a non-drafted free agent 7/28/17 (scouts: Sergio Hernandez & Louie Eljaja)

| YEAR | TEAM | AVG | G | AB | R | H | 2B | 3B | HR | RBI | SH | SF | HP | BB | SO | SB-CS | E | OBP | SLG |
|------|------|-----|---|----|---|---|----|----|----|-----|----|----|----|----|----|-------|---|-----|-----|
| 2017 | – | | | | | | | | | | | | | | | | | | |

WILL MAKE DEBUT IN 2018

Didier Vargas – Pitcher

FULL NAME: Didier Edgardo Vargas (Gonzalez) **BATS:** Right **THROWS:** Left **HEIGHT:** 6-0 **WEIGHT:** 175
OPENING DAY AGE: 19 **BORN:** 3/13/99 in San Miguelito, Panamá, Panama **RESIDENCE:** Panamá, Panama

HOW ACQUIRED: Signed by Cubs as a non-drafted free agent 7/19/16 (scouts: Cirillo Cumberbatch, Hector Ortega and Louie Eljaua)

| YEAR | TEAM | W-L | ERA | G | GS | CG | SHO | SV | IP | H | R | ER | HR | HB | BB | SO | WP | BK |
|------|----------------|-----|------|----|----|----|-----|----|------|----|----|----|----|----|----|----|----|----|
| 2017 | – DSL Cubs 2-R | 4-2 | 0.99 | 14 | 14 | 0 | 0 | 0 | 63.2 | 44 | 19 | 7 | 1 | 4 | 23 | 55 | 8 | 0 |

Edward Vasquez – Pitcher

FULL NAME: Edward Rafael Vasquez **BATS:** Right **THROWS:** Right **HEIGHT:** 6-3 **WEIGHT:** 180
OPENING DAY AGE: 20, turns 21 on July 7 **BORN:** 7/7/97 in Santiago de los Caballeros, D.R. **RESIDENCE:** Santiago de los Caballeros, D.R.

HOW ACQUIRED: Signed by Cubs as a minor league free agent 5/5/17 (scout: Gian Guzman & Jose Serra)

| YEAR | TEAM | W-L | ERA | G | GS | CG | SHO | SV | IP | H | R | ER | HR | HB | BB | SO | WP | BK |
|------|----------------|-----|------|----|----|----|-----|----|------|----|----|----|----|----|----|----|----|----|
| 2017 | – DSL Cubs 1-R | 3-2 | 3.69 | 11 | 4 | 0 | 0 | 0 | 31.2 | 31 | 20 | 13 | 1 | 2 | 17 | 19 | 11 | 1 |

Luis Vazquez – Infielder

FULL NAME: Luis Vazquez **BATS:** Right **THROWS:** Right **HEIGHT:** 6-1 **WEIGHT:** 165
OPENING DAY AGE: 18 **BORN:** 10/10/99 in Orocovis, Puerto Rico **RESIDENCE:** Orocovis, Puerto Rico

SCHOOL: Graduated from Alberto Melendez Torres High School in Orocovis, P.R.

HOW ACQUIRED: Selected by Cubs in 14th round of 2017 draft (scout: Edwards Guzman)

| YEAR | TEAM | AVG | G | AB | R | H | 2B | 3B | HR | RBI | SH | SF | HP | BB | SO | SB-CS | E | OBP | SLG |
|------|----------|------|----|-----|---|----|----|----|----|-----|----|----|----|----|----|-------|---|------|------|
| 2017 | – Mesa-R | .184 | 29 | 103 | 7 | 19 | 4 | 0 | 0 | 9 | 2 | 0 | 0 | 6 | 23 | 4-1 | 4 | .229 | .223 |

Saul Vazquez – Pitcher

FULL NAME: Saul Alejandro Vazquez (Bonilla) **BATS:** Left **THROWS:** Left **HEIGHT:** 6-1 **WEIGHT:** 178
OPENING DAY AGE: 17, turns 18 on June 25 **BORN:** 6/25/00 in Yucatán, Mexico **RESIDENCE:** Yucatán, Mexico

HOW ACQUIRED: Signed by Cubs as a non-drafted free agent 7/28/17 (scouts: Sergio Hernandez & Louie Eljaua)

| YEAR | TEAM | W-L | ERA | G | GS | CG | SHO | SV | IP | H | R | ER | HR | HB | BB | SO | WP | BK | |
|------|------|-----|-----|---|----|----|-----|----|----|---|---|----|----|----|----|----|----|----|--|
| 2017 | – | | | | | | | | | | | | | | | | | | |

WILL MAKE DEBUT IN 2018

Nelson Velazquez – Outfielder

FULL NAME: Nelson Javier Velazquez (Romero) **BATS:** Right **THROWS:** Right **HEIGHT:** 6-0 **WEIGHT:** 200
OPENING DAY AGE: 19 **BORN:** 12/26/98 in Carolina, Puerto Rico **RESIDENCE:** Carolina, Puerto Rico

SCHOOL: Graduated from P.J. Education High School in Carolina, P.R.

HOW ACQUIRED: Selected by Cubs in 5th round of 2017 draft (scout: Edwards Guzman)

NOTES: 2018 – Ranked as the organization's 10th-best prospect by *Baseball America* entering the season ... **2017** – Named Cubs Minor League Player of the Month for August (.289, 6 HR)

| YEAR | TEAM | AVG | G | AB | R | H | 2B | 3B | HR | RBI | SH | SF | HP | BB | SO | SB-CS | E | OBP | SLG |
|------|----------|------|----|-----|----|----|----|----|----|-----|----|----|----|----|----|-------|---|------|------|
| 2017 | – Mesa-R | .236 | 32 | 110 | 26 | 26 | 5 | 2 | 8 | 17 | 0 | 0 | 1 | 15 | 39 | 5-2 | 2 | .333 | .536 |

Omar Ventura – Pitcher

FULL NAME: Omar Jose Ventura (Torrealba) **BATS:** Right **THROWS:** Right **HEIGHT:** 6-0 **WEIGHT:** 180
OPENING DAY AGE: 21 **BORN:** 9/10/96 in Valencia, Carabobo, Venezuela **RESIDENCE:** Valencia, Carabobo, Venezuela

HOW ACQUIRED: Signed by Cubs as a non-drafted free agent 5/23/15 (scouts: Julio Figueroa and Hector Ortega)

| YEAR | TEAM | W-L | ERA | G | GS | CG | SHO | SV | IP | H | R | ER | HR | HB | BB | SO | WP | BK |
|----------------------------|----------------|------------|-------------|-----------|----------|----------|----------|----------|-------------|-----------|-----------|-----------|----------|----------|-----------|-----------|-----------|----------|
| 2015 | – VSL Cubs-R | 0-0 | 8.31 | 7 | 0 | 0 | 0 | 0 | 8.2 | 10 | 10 | 8 | 2 | 1 | 9 | 6 | 3 | 3 |
| 2016 | – DSL Cubs 2-R | 1-2 | 5.56 | 15 | 0 | 0 | 0 | 0 | 34.0 | 33 | 22 | 21 | 1 | 4 | 28 | 19 | 8 | 0 |
| 2017 | – DSL Cubs 1-R | 0-2 | 4.04 | 15 | 2 | 0 | 0 | 0 | 35.2 | 27 | 23 | 16 | 0 | 2 | 31 | 25 | 8 | 0 |
| MINOR LEAGUE TOTALS | | 1-4 | 5.17 | 37 | 2 | 0 | 0 | 0 | 78.1 | 70 | 55 | 45 | 3 | 7 | 68 | 50 | 19 | 3 |

Luis Verdugo – Infielder

FULL NAME: Luis Roberto Verdugo (Rojas) **BATS:** Right **THROWS:** Right **HEIGHT:** 6-0 **WEIGHT:** 172
OPENING DAY AGE: 17 **BORN:** 10/12/00 in Baja California Sur, Mexico **RESIDENCE:** Baja California Sur, Mexico

HOW ACQUIRED: Signed by Cubs as a non-drafted free agent 7/28/17 (scouts: Sergio Hernandez & Louie Eljaua)

| YEAR | TEAM | AVG | G | AB | R | H | 2B | 3B | HR | RBI | SH | SF | HP | BB | SO | SB-CS | E | OBP | SLG |
|------|------|-----|---|----|---|---|----|----|----|-----|----|----|----|----|----|-------|---|-----|-----|
| 2017 | – | | | | | | | | | | | | | | | | | | |

WILL MAKE DEBUT IN 2018

Ricardo Verezuela – Outfielder

FULL NAME: Ricardo Andres Verezuela (Bejarano) **BATS:** Left **THROWS:** Right **HEIGHT:** 6-0 **WEIGHT:** 170
OPENING DAY AGE: 18 **BORN:** 1/14/00 in Palo Negro, Aragua, Venezuela **RESIDENCE:** Maracay, Aragua, Venezuela

HOW ACQUIRED: Signed by Cubs as a non-drafted free agent 8/29/16 (scouts: Hector Ortega, Manuel Pestana and Louie Eljaua)

| YEAR | TEAM | AVG | G | AB | R | H | 2B | 3B | HR | RBI | SH | SF | HP | BB | SO | SB-CS | E | OBP | SLG |
|------|----------------|------|----|-----|----|----|----|----|----|-----|----|----|----|----|----|-------|---|------|------|
| 2017 | – DSL Cubs 2-R | .188 | 54 | 170 | 12 | 32 | 4 | 3 | 0 | 13 | 4 | 1 | 7 | 26 | 63 | 12-4 | 2 | .319 | .247 |

Ryan Williams – Pitcher

FULL NAME: Ryan Arthur Williams **BATS:** Right **THROWS:** Right **HEIGHT:** 6-4 **WEIGHT:** 220
OPENING DAY AGE: 26 **BORN:** 11/1/91 in Morgan Hill, CA **RESIDENCE:** Morgan Hill, CA

SCHOOL: Attended East Carolina University (N.C.) and West Valley College ... graduated from Ann Sobrato High School (Calif.)

HOW ACQUIRED: Selected by Cubs in 10th round of 2014 draft (scout: Billy Swoope)

NOTES: **2017** – Was a non-roster invitee to Spring Training ... missed majority of the season with a right arm injury ... **2016** – Was a non-roster invitee to Spring Training ... appeared in just nine games before going on the D.L. with right shoulder inflammation ... **2015** – Named Cubs Minor League Pitcher of the Year and MLB Pipeline's Cubs Pitching Prospect of the Season ... led all Cubs prospects with 14 wins ... **COLLEGE** – Was a third-team Louisville Slugger All-America selection and first-team All-Conference USA as a relief pitcher in 2014

| YEAR | TEAM | W-L | ERA | G | GS | CG | SHO | SV | IP | H | R | ER | HR | HB | BB | SO | WP | BK |
|----------------------------|----------------|-------------|-------------|-----------|-----------|----------|----------|----------|--------------|------------|-----------|-----------|-----------|----------|-----------|------------|----------|----------|
| 2014 | – Mesa-R | 1-0 | 0.00 | 2 | 0 | 0 | 0 | 0 | 2.0 | 1 | 0 | 0 | 0 | 0 | 0 | 3 | 0 | 0 |
| | Boise-A | 1-1 | 1.46 | 9 | 0 | 0 | 0 | 1 | 24.2 | 20 | 7 | 4 | 2 | 0 | 3 | 26 | 2 | 0 |
| 2015 | – South Bend-A | 4-1 | 1.17 | 9 | 8 | 0 | 0 | 0 | 53.2 | 36 | 12 | 7 | 0 | 2 | 2 | 37 | 1 | 0 |
| | Tennessee-AA | 10-2 | 2.76 | 17 | 16 | 0 | 0 | 0 | 88.0 | 73 | 29 | 27 | 2 | 3 | 16 | 61 | 0 | 0 |
| 2016 | – Iowa-AAA | 4-1 | 3.27 | 9 | 9 | 0 | 0 | 0 | 44.0 | 43 | 18 | 16 | 4 | 1 | 12 | 30 | 0 | 0 |
| 2017 | – Iowa-AAA | 1-3 | 11.85 | 6 | 2 | 0 | 0 | 0 | 13.2 | 28 | 18 | 18 | 3 | 0 | 4 | 12 | 1 | 0 |
| MINOR LEAGUE TOTALS | | 21-8 | 2.87 | 52 | 35 | 0 | 0 | 1 | 226.0 | 201 | 84 | 72 | 11 | 6 | 37 | 169 | 4 | 0 |

DJ Wilson – Outfielder

FULL NAME: Darryl James Wilson Jr. **BATS:** Left **THROWS:** Left **HEIGHT:** 5-9 **WEIGHT:** 177
OPENING DAY AGE: 21 **BORN:** 10/8/96 in Canton, OH **RESIDENCE:** Canton, OH

SCHOOL: Graduated from Canton South High School in Canton, Ohio

HOW ACQUIRED: Selected by Cubs in fourth round of 2015 draft (scout: Daniel Carte)

NOTES: **2017** – Named Cubs Minor League Player of the Month for July (.284, 7 HR) ... ranked as the organization's ninth-best prospect by *Baseball America* entering the season ... **HIGH SCHOOL** – Batted .545 with 30 RBI and 30 steals his senior season, earning him All-American honors from CBS MaxPreps ... led his high school to four-straight Division II district championships ... had committed to Vanderbilt University prior to signing with the Cubs

| YEAR | TEAM | AVG | G | AB | R | H | 2B | 3B | HR | RBI | SH | SF | HP | BB | SO | SB-CS | E | OBP | SLG |
|----------------------------|----------------|-------------|------------|------------|------------|------------|-----------|-----------|-----------|-----------|----------|----------|----------|-----------|------------|--------------|-----------|-------------|-------------|
| 2015 | – Mesa-R | .266 | 22 | 79 | 12 | 21 | 3 | 2 | 0 | 6 | 2 | 1 | 1 | 6 | 15 | 5-1 | 0 | .322 | .354 |
| 2016 | – Eugene-A | .257 | 64 | 245 | 37 | 63 | 15 | 2 | 3 | 29 | 2 | 3 | 4 | 20 | 56 | 21-8 | 7 | .320 | .371 |
| 2017 | – South Bend-A | .229 | 88 | 310 | 56 | 71 | 16 | 8 | 9 | 45 | 2 | 0 | 3 | 33 | 89 | 15-7 | 7 | .309 | .419 |
| | Mesa-R | .500 | 3 | 8 | 5 | 4 | 1 | 0 | 3 | 5 | 0 | 1 | 1 | 2 | 1 | 1-0 | 0 | .583 | 1.750 |
| MINOR LEAGUE TOTALS | | .248 | 177 | 642 | 110 | 159 | 35 | 12 | 15 | 85 | 6 | 5 | 9 | 61 | 161 | 42-16 | 14 | .319 | .410 |

Jared Young – Infielder

FULL NAME: Jared M. Young **BATS:** Left **THROWS:** Right **HEIGHT:** 6-2 **WEIGHT:** 185

OPENING DAY AGE: 22, turns 23 on July 9 **BORN:** 7/9/95 in Prince George, B.C., Canada **RESIDENCE:** Prince George, B.C., Canada

SCHOOL: Attended Old Dominion University (Va.) and Connors State CC ... graduated from Kelowna Secondary School in Kelowna, B.C., Canada.

HOW ACQUIRED: Selected by Cubs in 15th round of 2017 draft (scout: Billy Swoope)

NOTES: 2017 – Named Northwest League Player of the Week July 3-9 (.652, 3 2B, HR) ... **COLLEGE** – Named First-Team All-C-USA and a Third-Team All-American by *Collegiate Baseball* and *ABCA/Rawlings*.

| YEAR | TEAM | AVG | G | AB | R | H | 2B | 3B | HR | RBI | SH | SF | HP | BB | SO | SB-CS | E | OBP | SLG |
|------|----------|------|----|-----|----|----|----|----|----|-----|----|----|----|----|----|-------|---|------|------|
| 2017 | Eugene-A | .257 | 39 | 140 | 23 | 36 | 6 | 1 | 1 | 15 | 2 | 0 | 0 | 11 | 29 | 6-2 | 3 | .311 | .336 |

Kevin Zamudio – Catcher

FULL NAME: Kevin Zamudio (Ide) **BATS:** Right **THROWS:** Right **HEIGHT:** 6-0 **WEIGHT:** 200

OPENING DAY AGE: 20, turns 21 on August 23 **BORN:** 8/23/97 in Tijuana, Baja California, Mexico **RESIDENCE:** Tijuana, Baja California, Mexico

HOW ACQUIRED: Signed by Cubs as a non-drafted free agent 7/27/15 (scouts: Sergio Hernandez and Louie Eljaua)

| YEAR | TEAM | AVG | G | AB | R | H | 2B | 3B | HR | RBI | SH | SF | HP | BB | SO | SB-CS | E | OBP | SLG |
|----------------------------|--------|-------------|-----------|------------|-----------|-----------|-----------|----------|----------|-----------|----------|----------|----------|-----------|------------|------------|-----------|-------------|-------------|
| 2016 | Mesa-R | .237 | 45 | 152 | 22 | 36 | 14 | 1 | 4 | 23 | 0 | 1 | 2 | 10 | 48 | 0-0 | 9 | .291 | .421 |
| 2017 | Mesa-R | .110 | 34 | 118 | 7 | 13 | 3 | 0 | 1 | 7 | 0 | 0 | 0 | 13 | 52 | 0-0 | 5 | .198 | .161 |
| MINOR LEAGUE TOTALS | | .181 | 79 | 270 | 29 | 49 | 17 | 1 | 5 | 30 | 0 | 1 | 2 | 23 | 100 | 0-0 | 14 | .250 | .307 |

Orlando Zapata – Infielder

FULL NAME: Orlando Jonat Zapata (Castillo) **BATS:** Left **THROWS:** Right **HEIGHT:** 5-11 **WEIGHT:** 160

OPENING DAY AGE: 19 **BORN:** 2/23/99 in Puerto Ordaz, Venezuela **RESIDENCE:** Ciudad Guayana, Venezuela

HOW ACQUIRED: Signed by Cubs as a non-drafted free agent 10/6/17 (scouts: Julio Figueroa & Hector Ortega)

| YEAR | TEAM | AVG | G | AB | R | H | 2B | 3B | HR | RBI | SH | SF | HP | BB | SO | SB-CS | E | OBP | SLG |
|------|------|-----|---|----|---|---|----|----|----|-----|----|----|----|----|----|-------|---|-----|-----|
| 2017 | | | | | | | | | | | | | | | | | | | |

WILL MAKE DEBUT IN 2018

Delvin Zinn – Infielder

FULL NAME: Delvin Zinn **BATS:** Right **THROWS:** Right **HEIGHT:** 5-10 **WEIGHT:** 170

OPENING DAY AGE: 20, turns 21 on May 29 **BORN:** 5/29/97 in Pontotoc, MS **RESIDENCE:** Pontotoc, MS

SCHOOL: Attended Itawamba Junior College (Miss.) and Mississippi State University ... graduated from Pontotoc High School in Pontotoc, Miss.

HOW ACQUIRED: Selected by Cubs in 23rd round of 2016 draft (scout: Alex Levitt)

NOTES: **COLLEGE** – Batted .411 with a .464 OBP in 46 games in his lone college season at Itawamba JC ... began his collegiate career at Mississippi State but transferred before the baseball season began ... **HIGH SCHOOL** – Named a 2015 Perfect Game All-American, Perfect Game All-Region Southeast Second Team and an All-State selection in Mississippi ... also drafted by the Cubs in the 28th round of the 2015 Draft

| YEAR | TEAM | AVG | G | AB | R | H | 2B | 3B | HR | RBI | SH | SF | HP | BB | SO | SB-CS | E | OBP | SLG |
|----------------------------|--------|-------------|-----------|------------|-----------|-----------|----------|----------|----------|-----------|----------|----------|----------|-----------|-----------|------------|-----------|-------------|-------------|
| 2016 | Mesa-R | .182 | 11 | 33 | 1 | 6 | 1 | 0 | 0 | 2 | 0 | 0 | 0 | 1 | 12 | 0-2 | 3 | .206 | .212 |
| 2017 | Mesa-R | .228 | 40 | 114 | 16 | 26 | 6 | 1 | 0 | 9 | 2 | 0 | 0 | 12 | 31 | 3-1 | 10 | .302 | .298 |
| MINOR LEAGUE TOTALS | | .218 | 51 | 147 | 17 | 32 | 7 | 1 | 0 | 11 | 2 | 0 | 0 | 13 | 43 | 3-3 | 13 | .281 | .279 |

2017 SEASON HIGHLIGHTS

THIRD-STRAIGHT NLCS: The Chicago Cubs reached the National League Championship Series for the third-straight season, falling to the Los Angeles Dodgers, four-games-to-one ... Chicago advanced to the NLCS thanks to a three-games-to-two National League Division Series victory over the Washington Nationals, including a 9-8 game five victory in Washington.

- © The Cubs became the first team to reach the NLCS three-straight seasons since the St. Louis Cardinals did so from 2011-14.
- © The Cubs qualified for post-season play three years in a row for the first time since 1906-08.

N.L. CENTRAL CHAMPS: The Chicago Cubs on September 27 in St. Louis clinched their second-straight National League Central Division title and punched a ticket to the postseason for the third-straight campaign.

- © The Cubs became the first defending World Series champions to win their division the next season, and reach 90 wins while doing so, since the 2009 Philadelphia Phillies went 93-69 and won the N.L. East by six games.
- © In fact, besides the 2017 Cubs and the 2009 Phillies, the only other defending World Champion to win their division the following season in the last 15 years was the 2002 Arizona Diamondbacks, who won the N.L. West by 2.5 games.
- © Furthermore, the Cubs became the first defending World Champions to even make the playoffs the next season since the 2012 Cardinals secured a Wild Card spot.

ABOUT THE RECORD: The Cubs finished the 2017 regular season with a 90-72 (.568) record, finishing 6.0 games ahead of the Milwaukee Brewers in the N.L. Central Division.

- © Chicago reached the 90-win mark for the third-straight season and for the 25th time in franchise history dating to 1876.

A TALE OF TWO HALVES: Chicago was 43-45 (.489) entering the All-Star Break, tied for second in the N.L. Central Division with St. Louis and 5.5-games behind Milwaukee ... the Cubs went 49-25 (.662) in the "second half" to gain 11.5 games over the Brewers and capture the division.

- © The team's .662 winning percentage in the second half was second-best in all of baseball behind the Indians (55-20, .733) ... Chicago's 423 runs scored following the All-Star Break led the majors while its +127 run differential ranked second behind Cleveland (+180).

| HALF | REC | AVG | OBP | SLG | R/G | ERA | SO/9 | BB/9 | WHIP |
|------|-------|------|------|------|------|------|------|------|------|
| 1st | 43-45 | .239 | .326 | .419 | 4.53 | 4.10 | 8.7 | 3.5 | 1.30 |
| 2nd | 49-25 | .273 | .352 | .459 | 5.72 | 3.78 | 9.2 | 3.3 | 1.24 |

ROAD WARRIORS: Chicago completed its regular season road schedule with a 44-37 mark, and its .543 road winning percentage ranked third in the N.L. ... Washington led at 50-31 (.617).

- © With road marks of 48-33 in 2015 and 46-34 in 2016, the team has recorded 44 or more victories on the road for three-straight seasons for the first time since four-straight campaigns from 1906-09.
- © The Cubs won 26 of their last 38 road games dating to July 2 after starting the campaign 18-25 in their first 43 road contests.

800 CLUB: With 822 runs scored, the Cubs surpassed 800 runs for the second season in a row (808 runs in 2016) and just the 10th time in their last 118 seasons starting in 1900 ... the Cubs reached 800 runs in consecutive campaigns for the first time in more than 85 years, as the Cubs last did so in three-straight seasons from 1929-1931, also the only other occasion in which the Cubs scored at least 800 runs in two-straight seasons starting in 1900.

JUST WIN, BABY: The Cubs recorded 292 regular season victories from 2015-17, marking the winningest three-season span for the franchise in over 100 years ... the franchise last won more games in a three-season span from 1909-1911 (300 victories).

- © The Cubs recorded their third-straight winning campaign dating to 2015 ... this is just the third stretch of at least three-straight winning campaigns for Chicago in the last 78 seasons starting in 1940 ... that includes a six-year run from 1967-72 and 2007-09.

HE'LL MANAGE: Joe Maddon on May 17 against Cincinnati recorded his 1,000th managerial victory covering his stints with the Angels (interim in 1996, 1999), the Rays (2006-14) and the Cubs (2015-present).

- © Maddon is the eighth active manager to reach 1,000 victories.
- © He has 292 wins as Cubs manager, already 11th-most in franchise history, while his .602 winning percentage (292-193) trails only fellow Cubs World Series Manager Frank Chance (768-389, .664) for best in Cubs history (minimum 300 games).

A WALK IN THE PARK: Chicago's 622 walks drawn were second-most in the majors (Dodgers, 649), as the Cubs reached the 600-walk mark for just the eighth time in franchise history ... the 2016 club set a franchise mark with 656 free passes.

HOMER HAPPY: The Cubs hit 223 home runs, the second-highest single-season total in franchise history, surpassed only by the 2004 club and its 235 homers.

- © Chicago's 223 home runs ranked third in the N.L. ... the team's 106 blasts in the second half ranked second behind Arizona (107).
- © The Cubs set a franchise mark with six players with at least 20 homers: Kris Bryant, Willson Contreras, Ian Happ, Anthony Rizzo, Kyle Schwarber and Javier Báez ... the club previously had five players with at least 20 homers in 1958, 2004 and 2008.
- © Additionally, the Cubs set a major league record with five 20-homer seasons by players in their age 25 or younger season (Báez, Bryant, Contreras, Happ, Schwarber) ... this surpassed the 2007 Brewers and 1979 Expos (four apiece).

KB AT THE DISH: Per Fangraphs, Kris Bryant finished third in the National League with a 6.7 WAR, trailing only Washington's Anthony Rendon (6.9) and Miami's Giancarlo Stanton (6.9).

- © Bryant's 111 runs scored ranked fifth in the N.L. ... he's just the 12th Cub since 1913 to record multiple 100-run seasons, and the first since Sammy Sosa did so five times from 1998-2002.
- © Bryant led the team with 95 walks, third-most in the N.L. (teammate Anthony Rizzo was fifth with 91), while Bryant's .409 on-base percentage was fourth.
- © Bryant is the first Cub ever to reach 25 home runs in each of his first three major league campaigns.
- © With 151 games played, Bryant became the first Cub ever to play at least 150 contests in each of his first three major league campaigns.

NOBODY BEATS THE RIZZ: Anthony Rizzo reached 109 RBI, fifth-most in the N.L. and the most by any left-handed hitter in the majors ... the 109 RBI tied his career high done in 2016 ... with 101 RBI in 2015 and 109 RBI in 2016, Rizzo is just one of nine Cubs all-time with three or more 100-RBI campaigns.

- Ⓒ Rizzo reached 30 doubles, 30 homers and 100 RBI for the third-straight campaign, doing so before Labor Day in 2017 ... he's only the fourth Cub ever to reach those thresholds in at least three seasons, joining Hack Wilson (4 times, 1927-30), Billy Williams (3 times, 1965, 1970, 1972) and Sammy Sosa (3 times, 1997, 2000-01) ... Rizzo and Wilson are the lone Cubs to do so in at least three-straight seasons.
- Ⓒ Rizzo finished the season with a career-high 138-game errorless streak at first base dating to April 25, surpassing Hall of Famer Ernie Banks and his 126-game errorless run at first base spanning 1969-70 seasons as the longest by a Cubs first baseman since at least the live ball era started in 1920 ... thanks to Ed Hartig for his research assistance.

32 IN A ROW: Cubs closer Wade Davis began the campaign by converting a franchise-record 32-straight save opportunities through September 19 with his streak coming to an end, September 23 in Milwaukee.

- Ⓒ Davis surpassed previous record holder Ryan Dempster, who converted 26-straight opportunities from August 2, 2005-May 1, 2006.
- Ⓒ Davis had locked down 38-straight save chances dating to 2016 with the Royals.
- Ⓒ All told, Davis in 2017 went 4-2 with a 2.30 ERA (15 ER/58.2 IP) in 59 games ... he was 32-for-33 in save opportunities.
- Ⓒ Davis was named to the National League All-Star Team via the player vote ... he was the first Cubs relief pitcher to head to the Mid-Summer Classic since Carlos Marmol and Kerry Wood did so in 2008 ... additionally, Davis was the first relief pitcher to garner an All-Star nod in his first season as a Cub since Mitch Williams in 1989.

DYNAMIC DUO: Wade Davis (10.1 IP) and Carl Edwards Jr. (10.0 IP) became the first Cubs relief duo to both allow no earned runs in the season's first month while pitching at least 10.0 innings.

- Ⓒ In fact, prior to this year just five Cubs relievers since 1969 did not allow an earned run in the season's first month while throwing at least 10.0 innings: Ted Abernathy in 1969, Dick Tidrow in 1980, Mitch Williams in 1990, Terry Adams in 1997 and James Russell in 2013.

BIG COMEBACKS: The Cubs won three-straight games, April 18-21, erasing a three-run or greater deficit in each of those victories ... April 18, the team erased an early 5-0 deficit to beat Milwaukee, 9-7 ... April 19, the team was down 4-1 in the sixth, but won, 7-4 ... April 21 in Cincinnati, the Cubs were down 5-2 through six before rallying to win in 11 innings, 6-5.

- Ⓒ According to Elias, the Cubs won three straight games after trailing by three or more runs in each for the first time since July 24-26, 1929 against the New York Giants and Philadelphia Phillies.

WE'LL TAKE IT: Won 1-0, April 25 in Pittsburgh, with the lone run coming on a Pittsburgh fielding error in the second inning.

- Ⓒ According to Elias, the game marked just the third time in the last 78 years the Cubs won a game while producing only one run and two or fewer hits, having also done that on June 30, 1964 vs. the Reds (1-0 win with two hits) and on September 1, 1999 at the Padres (1-0 win with two hits).
- Ⓒ It was Chicago's first road victory without garnering a run batted in since September 12, 2000 at Cincinnati, a 2-1 victory in which the Cubs runs scored on an error and a balk.

LONG NIGHT AT THE YARD: The Cubs on May 7 hosted the New York Yankees on ESPN Sunday Night Baseball, a contest that the Yankees won, 5-4 in 18 innings ... it was Chicago's longest game innings-wise since an 18-inning game, August 15, 2006, at Houston (an 8-6 Cubs win) ... it was Chicago's longest home game since an 8-7 setback in 18 innings vs. Houston, Sept, 2, 1986 (game was suspended and completed the next day).

- Ⓒ The Cubs and Yankees set a major league record as they combined for 48 strikeouts, surpassing the previous mark of 43 strikeouts set on July 9, 1971 in a game between the California Angels and Oakland Athletics ... the previous Wrigley Field mark was 37 strikeouts, set on May 31, 2003 vs. Houston ... thanks to Elias and ESPN Stats & Info.
- Ⓒ The May 7 game was the longest interleague game, by innings, in major league history.

TAMING COORS: John Lackey on May 9 in Colorado (gm. 2) became just the second-ever visiting starter to post 7.0-scoreless innings and 10+ strikeouts at Coors Field ... the Cubs defeated the Rockies, 8-1.

NICE BIG LEAGUE DEBUT: Ian Happ on May 13 in St. Louis saw his first major league hit go for a two-run homer off Carlos Martinez, the first Cubs player to homer in his first major league game since Jorge Soler on August 27, 2014.

- Ⓒ Happ is the first Cubs player to see his first hit go for a home run since Willson Contreras hit the first delivery he saw in the big leagues for a homer on June 19, 2016.

HR, HR, BB, 1B, 2B, 1B, HR: Anthony Rizzo reached safely to start the game in each of his first seven career games at the top of the order, June 13-20 ... he became the only player in the last 60 seasons to reach in his first plate appearance in each of his first seven career games batting leadoff (thanks to Elias) ... the only other Cubs player since 1946 to reach safely leading off seven-straight team games is Richie Ashburn - he turned the trick, June 28-July 3, 1960.

- Ⓒ June 13-14, Rizzo became the first Cub since at least 1920 to hit a home run to lead off a game in each of his first two career games batting leadoff.

RUNS APLENTY: The Cubs plated 15 or more runs four times in August, the first time in over 87 years in which the Cubs had four games with 15 or more runs scored in a calendar month since previously doing so in June of 1930.

- Ⓒ The Cubs led the majors with 191 runs scored in August, the most by a Cubs team in August since the 1930 squad plated 216 runs.

RUNS APLENTY II: The Cubs swept a three-game set with the Mets, Sept. 12-14, by scores of 8-3, 17-5 and 14-6 ... the team plated at least 14 runs in consecutive games for the first time since July 20-21, 2003 at the Marlins (16) and Braves (15) ... marked the first time scoring at least 14 runs in consecutive home games since a twinbill, May 21, 1944 vs. the Boston Braves.

EXTRA, EXTRA, EXTRA!: The Chicago Cubs played three-straight extra-inning games at Milwaukee, Sept. 21-23 ... Chicago won on Sept. 21 in 10 innings on a Kris Bryant two-run homer, then took the next day's contest thanks in part to a Tommy La Stella bases-loaded walk in the 10th ... the Brewers won Sept. 23's contest in the 10th on a Travis Shaw two-run homer for a 4-3 victory.

- Ⓒ The previous time the Cubs played three-straight extra-inning games in the same series was September 17-19, 1999 vs. Milwaukee at Wrigley Field ... the previous time Chicago played three-straight extra-inning games on the road against the same team was Sept. 13-15, 1932 against the Giants at the Polo Grounds ... thanks to Ed Hartig for his research assistance.

Cubs 2017 Regular Season Day-By-Days

| GM | DATE | OPP | W/L | SCORE | WIN-LOSS-SAVE | REC | POS | ATT |
|----|------|---------|----------------------|--------------------|--|-------|-------------|---------------|
| 1 | 4/2 | @STL | L | 3-4 | Oh-MONTGOMERY (0-1) | 0-1 | 5th, -1.0 | 47,566 |
| | 4/3 | OFF DAY | | | | 0-1 | T-2nd, -1.0 | |
| 2 | 4/4 | @STL | W | 2-1 | ARRIETA (1-0)-Wainwright-DAVIS (1) | 1-1 | T-1st, --- | 46,760 |
| | 4/5 | @STL | POSTPONED - RAIN ... | (make-up date 4/6) | | 1-1 | T-1st, --- | |
| 3 | 4/6 | @STL | W | 6-4 | LACKEY (1-0)-Cecil-DAVIS (2) | 2-1 | T-1st, --- | 44,039 |
| 4 | 4/7 | @MIL | L | 1-2 (11) | Hughes-MONTGOMERY (0-2) | 2-2 | 2nd, -1.0 | 28,728 |
| 5 | 4/8 | @MIL | W | 11-6 | HENDRICKS (1-0)-Marinez | 3-2 | T-1st, --- | 43,080 |
| 6 | 4/9 | @MIL | W | 7-4 | ARRIETA (2-0)-Davies | 4-2 | T-1st, --- | 38,483 |
| 7 | 4/10 | LAD | W | 3-2 | DAVIS (1-0)-Romo | 5-2 | T-1st, --- | 41,166 |
| | 4/11 | OFF DAY | | | | 5-2 | 2nd, -0.5 | |
| 8 | 4/12 | LAD | L | 0-2 | McCarthy-LACKEY (1-1)-Jansen | 5-3 | 2nd, -1.5 | 40,844 |
| 9 | 4/13 | LAD | W | 4-0 | ANDERSON (1-0)-Ryu | 6-3 | 2nd, -0.5 | 38,379 |
| 10 | 4/14 | PIT | L | 2-4 | Cole-HENDRICKS (1-1)-Watson | 6-4 | 2nd, -0.5 | 40,430 |
| 11 | 4/15 | PIT | L | 7-8 | Williams-STROP (0-1)-Watson | 6-5 | 2nd, -1.5 | 41,814 |
| 12 | 4/16 | PIT | L | 1-6 | Tailion-UEHARA (0-1) | 6-6 | T-3rd, -1.5 | 39,422 |
| 13 | 4/17 | MIL | L | 3-6 | Anderson-LACKEY (1-2)-Feliz | 6-7 | T-3rd, -2.0 | 38,636 |
| 14 | 4/18 | MIL | W | 9-7 | GRIMM (1-0)-Hughes-DAVIS (3) | 7-7 | 3rd, -2.0 | 39,026 |
| 15 | 4/19 | MIL | W | 7-4 | DAVIS (2-0)-Feliz | 8-7 | 2nd, -1.0 | 34,864 |
| | 4/20 | OFF DAY | | | | 8-7 | T-2nd, -0.5 | |
| 16 | 4/21 | @CIN | W | 6-5 (11) | EDWARDS JR. (1-0)-Stephenson-DAVIS (4) | 9-7 | 1st, +0.5 | 29,350 |
| 17 | 4/22 | @CIN | W | 12-8 | ARRIETA (3-0)-Reed | 10-7 | 1st, +1.5 | 27,189 |
| 18 | 4/23 | @CIN | L | 5-7 | Arroyo-LACKEY (1-3) | 10-8 | 1st, +0.5 | 32,670 |
| 19 | 4/24 | @PIT | W | 14-3 | ANDERSON (2-0)-Kuhl | 11-8 | 1st, +1.5 | 13,445 |
| 20 | 4/25 | @PIT | W | 1-0 | HENDRICKS (2-1)-Cole-DAVIS (5) | 12-8 | 1st, +2.0 | 15,326 |
| 21 | 4/26 | @PIT | L | 5-6 | LeBlanc-LESTER (0-1)-Watson | 12-9 | 1st, +1.0 | 16,904 |
| | 4/27 | OFF DAY | | | | 12-9 | 1st, +1.0 | |
| 22 | 4/28 | @BOS | L | 4-5 | Pomeranz-ARRIETA (3-1)-Kimbrel | 12-10 | 1st, +0.5 | 37,054 |
| 23 | 4/29 | @BOS | W | 7-4 | LACKEY (2-3)-Wright-DAVIS (6) | 13-10 | 1st, +1.0 | 36,776 |
| 24 | 4/30 | @BOS | L | 2-6 | Barnes-UEHARA (0-2) | 13-11 | 1st, +1.0 | 36,916 |
| 25 | 5/1 | PHI | L | 2-10 | Velasquez-ANDERSON (2-1) | 13-12 | T-1st, --- | 38,567 |
| 26 | 5/2 | PHI | W | 8-3 | LESTER (1-1)-Hellickson | 14-12 | 1st, +1.0 | 38,660 |
| 27 | 5/3 | PHI | W | 5-4 | ARRIETA (4-1)-Eickhoff-DAVIS (7) | 15-12 | 1st, +1.5 | 39,335 |
| 28 | 5/4 | PHI | W | 5-4 (13) | UEHARA (1-2)-Rodriguez | 16-12 | 1st, +1.5 | 36,394 |
| 29 | 5/5 | NYL | L | 2-3 | Holder-RONDON (0-1)-Chapman | 16-13 | 1st, +1.0 | 40,395 |
| 30 | 5/6 | NYL | L | 6-11 | Montgomery-ANDERSON (2-2) | 16-14 | T-1st, --- | 40,735 |
| 31 | 5/7 | NYL | L | 4-5 (18) | Shreve-STROP (0-2) | 16-15 | 3rd, -1.0 | 40,584 |
| | 5/8 | @COL | POSTPONED - RAIN ... | (make-up date 5/9) | | 16-15 | 3rd, -1.0 | |
| 32 | 5/9 | @COL | L | 4-10 | SenzateLA-ARRIETA (4-2) | 16-16 | T-3rd, -1.5 | 34,779 |
| 33 | 5/9 | @COL | W | 8-1 | LACKEY (3-3)-Freeland | 17-16 | T-3rd, -1.5 | 35,653 |
| 34 | 5/10 | @COL | L | 0-3 | Marquez-HENDRICKS (2-2)-Holland | 17-17 | 4th, -2.5 | 35,123 |
| | 5/11 | OFF DAY | | | | 17-17 | 4th, -2.5 | |
| 35 | 5/12 | @STL | W | 3-2 | BUTLER (1-0)-Leake-DAVIS (8) | 18-17 | 4th, -1.5 | 47,601 |
| 36 | 5/13 | @STL | L | 3-5 | Martinez-LESTER (1-2)-Oh | 18-18 | 4th, -2.5 | 47,882 |
| 37 | 5/14 | @STL | L | 0-5 | Wainwright-ARRIETA (4-3) | 18-19 | 4th, -3.5 | 47,925 |
| | 5/15 | OFF DAY | | | | 18-19 | 4th, -3.5 | |
| 38 | 5/16 | CIN | W | 9-5 | LACKEY (4-3)-Arroyo | 19-19 | T-3rd, -2.5 | 40,653 |
| 39 | 5/17 | CIN | W | 7-5 | HENDRICKS (3-2)-Feldman-DAVIS (9) | 20-19 | 3rd, -2.0 | 38,715 |
| 40 | 5/18 | CIN | W | 9-5 | LESTER (2-2)-Garrett-UEHARA (1) | 21-19 | 3rd, -2.0 | 36,023 |
| 41 | 5/19 | MIL | L | 3-6 | Peralta-MONTGOMERY (0-3)-Torres | 21-20 | 3rd, -3.0 | 36,923 |
| | 5/20 | MIL | POSTPONED - RAIN ... | (make-up date 7/6) | | 21-20 | 3rd, -3.0 | |
| 42 | 5/21 | MIL | W | 13-6 | ARRIETA (5-3)-Anderson | 22-20 | 3rd, -2.0 | 41,671 |
| 43 | 5/22 | SF | L | 4-6 | Blach-LACKEY (4-4)-Melancon | 22-21 | 3rd, -2.5 | 36,204 |
| 44 | 5/23 | SF | W | 4-1 | LESTER (3-2)-Cueto | 23-21 | T-2nd, -1.5 | 32,905 |
| 45 | 5/24 | SF | W | 5-4 | HENDRICKS (4-2)-Moore-DAVIS (10) | 24-21 | T-2nd, -0.5 | 35,617 |
| 46 | 5/25 | SF | W | 5-1 | BUTLER (2-0)-Sarmadzija-MONTGOMERY (1) | 25-21 | 1st, +0.5 | 37,513 |
| 47 | 5/26 | @LAD | L | 0-4 | Wood-ARRIETA (5-4) | 25-22 | 1st, +0.5 | 45,017 |
| 48 | 5/27 | @LAD | L | 0-5 | McCarthy-LACKEY (4-5)-Stripling | 25-23 | T-2nd, -0.5 | 48,322 |
| 49 | 5/28 | @LAD | L | 4-9 | Fields-LESTER (3-3) | 25-24 | T-2nd, -1.5 | 47,732 |
| 50 | 5/29 | @SD | L | 2-5 | Torres-HENDRICKS (4-3)-Maurer | 25-25 | T-2nd, -1.5 | 41,414 |
| 51 | 5/30 | @SD | L | 2-6 | Lamet-BUTLER (2-1) | 25-26 | T-2nd, -1.5 | 33,232 |
| 52 | 5/31 | @SD | L | 1-2 | Hand-UEHARA (1-3)-Maurer | 25-27 | 3rd, -2.5 | 23,995 |
| | 6/1 | OFF DAY | | | | 25-27 | 3rd, -3.0 | |
| 53 | 6/2 | STL | W | 3-2 | STROP (1-2)-Rosenthal-DAVIS (11) | 26-27 | 3rd, -2.0 | 41,051 |
| 54 | 6/3 | STL | W | 5-3 | RONDON (1-1)-Leake-DAVIS (12) | 27-27 | 2nd, -1.0 | 41,164 |
| 55 | 6/4 | STL | W | 7-6 | STROP (2-2)-Bowman-UEHARA (2) | 28-27 | 2nd, -1.0 | 39,868 |
| 56 | 6/5 | MIA | W | 3-1 | BUTLER (3-1)-Straily-MONTGOMERY (2) | 29-27 | T-1st, --- | 34,037 |
| 57 | 6/6 | MIA | W | 10-2 | ARRIETA (6-4)-Locke | 30-27 | T-1st, --- | 34,082 |
| 58 | 6/7 | MIA | L | 5-6 | Urena-LACKEY (4-6)-Ramos | 30-28 | 2nd, -1.0 | 37,294 |
| 59 | 6/8 | COL | L | 1-4 | Chatwood-LESTER (3-4)-Holland | 30-29 | 2nd, -1.0 | 39,385 |
| 60 | 6/9 | COL | L | 3-5 | Rusin-FRANKOFF (0-1)-Holland | 30-30 | 2nd, -2.0 | 41,229 |
| 61 | 6/10 | COL | L | 1-9 | Hoffman-BUTLER (3-2) | 30-31 | 2nd, -2.0 | 41,226 |
| 62 | 6/11 | COL | W | 7-5 | EDWARDS JR. (2-0)-Lyles-DAVIS (13) | 31-31 | 2nd, -1.0 | 41,116 |
| 63 | 6/12 | @NYM | L | 1-6 | deGrom-LACKEY (4-7) | 31-32 | 2nd, -1.5 | 33,268 |
| 64 | 6/13 | @NYM | W | 14-3 | LESTER (4-4)-Wheeler | 32-32 | 2nd, -1.0 | 32,651 |
| 65 | 6/14 | @NYM | L | 4-9 | Blevins-EDWARDS JR. (2-1) | 32-33 | 2nd, -2.0 | 34,566 |
| | 6/15 | OFF DAY | | | | 32-33 | 2nd, -2.5 | |
| 66 | 6/16 | @PIT | W | 9-5 | UEHARA (2-3)-Nicasio | 33-33 | 2nd, -2.5 | 25,420 |
| 67 | 6/17 | @PIT | L | 3-4 | Nova-ARRIETA (6-5)-Rivero | 33-34 | 2nd, -2.5 | 34,383 |
| 68 | 6/18 | @PIT | W | 7-1 | LACKEY (5-7)-Tailion | 34-34 | 2nd, -2.5 | 34,539 |
| 69 | 6/19 | SD | W | 3-2 | RONDON (2-1)-Yates-DAVIS (14) | 35-34 | 2nd, -1.5 | 40,802 |
| 70 | 6/20 | SD | W | 4-0 | MONTGOMERY (1-3)-Chacin | 36-34 | 2nd, -0.5 | 41,607 |
| 71 | 6/21 | SD | L | 2-3 | Maton-UEHARA (2-4)-Maurer | 36-35 | 2nd, -1.5 | 41,708 |

APRIL (13-11)

| | | |
|------------------|-------|------|
| Wrigley Field | | 4-5 |
| Road | | 9-6 |
| Vs. A.L. East | | 1-2 |
| Vs. N.L. Central | | 10-8 |
| Vs. N.L. West | | 2-1 |

Top Performers

| | | | |
|-------------|---------------|-------|------|
| AVG: | Kris Bryant | | 289 |
| HR: | Anthony Rizzo | | 6 |
| RBI: | Anthony Rizzo | | 17 |
| SB: | Kris Bryant | | 4 |
| | Anthony Rizzo | | 4 |
| W: | Jake Arrieta | | 3 |
| SV: | Wade Davis | | 6 |
| K: | Jake Arrieta | | 34 |
| ERA: | Jon Lester | | 3.68 |

| SITE | DATES | AVG |
|---------------|----------------|------------------|
| Wrigley Field | 354,581 | 9 39,398 |
| Road | 494,286 | 15 32,952 |
| Total: | 848,867 | 24 35,369 |

MAY (12-16)

| | | |
|------------------|-------|------|
| Wrigley Field | | 10-6 |
| Road | | 2-10 |
| Vs. A.L. East | | 0-3 |
| Vs. N.L. Central | | 5-3 |
| Vs. N.L. East | | 3-1 |
| Vs. N.L. West | | 4-9 |

Top Performers

| | | | |
|-------------|----------------|-------|------|
| AVG: | Javier Baez | | 291 |
| HR: | Kris Bryant | | 7 |
| | Javier Baez | | 2 |
| RBI: | Javier Baez | | 18 |
| SB: | Javier Baez | | 2 |
| W: | Jon Lester | | 3 |
| SV: | Wade Davis | | 4 |
| K: | Jon Lester | | 41 |
| ERA: | Kyle Hendricks | | 3.34 |

| SITE | DATES | AVG |
|---------------|------------------|------------------|
| Wrigley Field | 610,894 | 16 38,181 |
| Road | 489,675 | 12 40,806 |
| Total: | 1,100,569 | 28 39,306 |

JUNE (15-13)

| | | |
|------------------|-------|-----|
| Wrigley Field | | 8-5 |
| Road | | 7-8 |
| Vs. N.L. Central | | 5-2 |
| Vs. N.L. East | | 7-7 |
| Vs. N.L. West | | 3-4 |

Top Performers

| | | | |
|-------------|--------------------|-------|------|
| AVG: | Anthony Rizzo | | 320 |
| HR: | Ian Happ | | 8 |
| RBI: | Anthony Rizzo | | 20 |
| SB: | Three players tied | | 2 |
| W: | Five players tied | | 2 |
| SV: | Wade Davis | | 6 |
| K: | Jon Lester | | 37 |
| ERA: | Mike Montgomery | | 3.19 |

| SITE | DATES | AVG |
|---------------|----------------|------------------|
| Wrigley Field | 514,565 | 13 39,582 |
| Road | 462,064 | 15 30,804 |
| Total: | 976,633 | 28 34,880 |

| GM | DATE | OPP | W/L | SCORE | WIN-LOSS-SAVE | REC | POS | ATT |
|---------------------------------------|------|------|-----|----------|---------------------------------------|-------|-----------|--------|
| 72 | 6/22 | @MIA | W | 11-1 | ARRIETA (7-4)-Locke | 37-35 | 2nd,-1.5 | 23,472 |
| 73 | 6/23 | @MIA | L | 0-2 | Ureña-LACKEY (5-8)-Ramos | 37-36 | 2nd,-1.5 | 24,684 |
| 74 | 6/24 | @MIA | W | 5-3 | LESTER (5-4)-Wittgren-DAVIS (15) | 38-36 | 2nd,-0.5 | 25,448 |
| 75 | 6/25 | @MIA | L | 2-4 | Volquez-MONTGOMERY (1-4)-Ramos | 38-37 | 2nd,-1.5 | 25,110 |
| 76 | 6/26 | @WSH | W | 5-4 | BUTLER (4-2)-Gonzalez | 39-37 | 2nd,-1.0 | 29,651 |
| 77 | 6/27 | @WSH | L | 1-6 | Scherzer-ARRIETA (7-6) | 39-38 | 2nd,-1.0 | 31,202 |
| 78 | 6/28 | @WSH | L | 4-8 | Strasburg-LACKEY (5-9) | 39-39 | 2nd,-1.0 | 31,072 |
| 79 | 6/29 | @WSH | W | 5-4 | PEÑA (1-0)-Treinen-DAVIS (16) | 40-39 | 2nd,-1.0 | 37,097 |
| 80 | 6/30 | @CIN | L | 0-5 | Feldman-MONTGOMERY (1-4) | 40-40 | 2nd,-2.0 | 39,501 |
| 81 | 7/1 | @CIN | L | 3-5 | Stephens-BUTLER (4-3)-Iglesias | 40-41 | 2nd,-3.0 | 39,826 |
| 82 | 7/2 | @CIN | W | 6-2 | ARRIETA (8-6)-Adleman | 41-41 | 2nd,-2.0 | 38,536 |
| 7/3 OFF DAY | | | | | | | | |
| 83 | 7/4 | TB | L | 5-6 | Archer-LESTER (5-5)-Colome | 41-42 | 2nd,-3.5 | 42,046 |
| 84 | 7/5 | TB | W | 7-3 | STROP (3-2)-Ramirez | 42-42 | 2nd,-3.5 | 39,855 |
| 85 | 7/6 | MIL | L | 2-11 | Davies-MONTGOMERY (1-6) | 42-43 | 2nd,-4.5 | 41,576 |
| 86 | 7/7 | PIT | W | 6-1 | EDWARDS JR. (3-1)-Williams | 43-43 | 2nd,-4.5 | 41,294 |
| 87 | 7/8 | PIT | L | 2-4 | Nova-ARRIETA (8-7)-Rivero | 43-44 | 2nd,-4.5 | 41,865 |
| 88 | 7/9 | PIT | L | 3-14 | Schugel-LESTER (5-6) | 43-45 | 2nd,-5.5 | 41,604 |
| 7/10-13 ALL-STAR BREAK (Miami) | | | | | | | | |
| 89 | 7/14 | @BAL | W | 9-8 | UEHARA (3-4)-Brach-DAVIS (17) | 44-45 | 2nd,-5.5 | 34,335 |
| 90 | 7/15 | @BAL | W | 10-3 | ARRIETA (9-7)-Miley | 45-45 | 2nd,-5.5 | 40,258 |
| 91 | 7/16 | @BAL | W | 8-0 | QUINTANA (1-0)-Jimenez | 46-45 | 2nd,-4.5 | 31,105 |
| 92 | 7/17 | @ATL | W | 4-3 | LESTER (6-6)-Teheran-DAVIS (18) | 47-45 | 2nd,-3.5 | 41,256 |
| 93 | 7/18 | @ATL | W | 5-1 | LACKEY (6-9)-Newcomb | 48-45 | 2nd,-2.5 | 41,541 |
| 94 | 7/19 | @ATL | W | 8-2 | MONTGOMERY (2-6)-Dickey | 49-45 | 2nd,-1.5 | 40,054 |
| 7/20 OFF DAY | | | | | | | | |
| 95 | 7/21 | STL | L | 4-11 | Bowman-EDWARDS JR. (3-2) | 49-46 | 2nd,-1.0 | 42,186 |
| 96 | 7/22 | STL | W | 3-2 | LESTER (7-6)-Bowman-DAVIS (19) | 50-46 | 2nd,-1.0 | 41,969 |
| 97 | 7/23 | STL | W | 5-3 | QUINTANA (2-0)-Wacha-DAVIS (20) | 51-46 | T-1st,--- | 41,582 |
| 98 | 7/24 | CWS | L | 1-3 | Gonzalez-GRIMM (1-1)-Swarzak | 51-47 | 2nd,-0.5 | 40,849 |
| 99 | 7/25 | CWS | W | 7-2 | LACKEY (7-9)-Rodon | 52-47 | 2nd,-0.5 | 40,717 |
| 100 | 7/26 | @CWS | W | 8-3 | ARRIETA (10-7)-Shields | 53-47 | 1st,+0.5 | 38,517 |
| 101 | 7/27 | @CWS | W | 6-3 | LESTER (8-6)-Pelfrey | 54-47 | 1st,+1.5 | 39,422 |
| 102 | 7/28 | @MIL | L | 1-2 | Suter-QUINTANA (2-1)-Knebel | 54-48 | 1st,+0.5 | 42,574 |
| 103 | 7/29 | @MIL | W | 2-1 (11) | MONTGOMERY (3-6)-Hughes-DAVIS (21) | 55-48 | 1st,+1.5 | 44,709 |
| 104 | 7/30 | @MIL | W | 4-2 | LACKEY (8-9)-Davies-DAVIS (22) | 56-48 | 1st,+2.5 | 44,269 |
| 7/31 OFF DAY | | | | | | | | |
| 105 | 8/1 | ARI | W | 16-4 | RONDON (3-1)-Corbin-MONTGOMERY (3) | 57-48 | 1st,+2.5 | 40,709 |
| 106 | 8/2 | ARI | L | 0-3 | Godley-ARRIETA (10-8)-Rodney | 57-49 | 1st,+2.5 | 41,321 |
| 107 | 8/3 | ARI | L | 8-10 | Barrett-DAVIS (2-1)-Rodney | 57-50 | 1st,+1.5 | 39,525 |
| 108 | 8/4 | WSH | L | 2-4 | Roark-HENDRICKS (4-4)-Doolittle | 57-51 | 1st,+0.5 | 41,396 |
| 109 | 8/5 | WSH | W | 7-4 | LACKEY (9-9)-Jackson-DAVIS (23) | 58-51 | 1st,+0.5 | 41,857 |
| 110 | 8/6 | WSH | L | 4-9 | Kintzler-EDWARDS JR. (3-3) | 58-52 | 1st,+0.5 | 41,047 |
| 111 | 8/7 | @SF | W | 5-3 | ARRIETA (11-8)-Moore-DAVIS (24) | 59-52 | 1st,+1.5 | 40,462 |
| 112 | 8/8 | @SF | L | 3-6 | Blach-QUINTANA (2-2)-Dyson | 59-53 | 1st,+1.5 | 39,864 |
| 113 | 8/9 | @SF | L | 1-3 | Bumgarner-DUENSING (0-1)-Dyson | 59-54 | 1st,+1.5 | 41,099 |
| 8/10 OFF DAY | | | | | | | | |
| 114 | 8/11 | @ARI | W | 8-3 | LACKEY (10-9)-Walker | 60-54 | 1st,+1.0 | 39,131 |
| 115 | 8/12 | @ARI | L | 2-6 | Corbin-LESTER (8-7)-HERNANDEZ | 60-55 | T-1st,--- | 42,219 |
| 116 | 8/13 | @ARI | W | 7-2 | ARRIETA (12-8)-Godley | 61-55 | 1st,+1.0 | 41,760 |
| 117 | 8/14 | CIN | W | 15-5 | QUINTANA (3-2)-Wojciechowski | 62-55 | 1st,+1.5 | 40,263 |
| 118 | 8/15 | CIN | L | 1-2 | Lorenzo-STROP (3-3)-Iglesias | 62-56 | 1st,+1.5 | 36,698 |
| 119 | 8/16 | CIN | W | 7-6 | DAVIS (3-1)-Peralta | 63-56 | 1st,+1.5 | 37,021 |
| 120 | 8/17 | CIN | L | 10-13 | Storen-GRIMM (1-2)-Iglesias | 63-57 | 1st,+1.0 | 38,675 |
| 121 | 8/18 | TOR | W | 7-4 | ARRIETA (13-8)-Happ-DAVIS (25) | 64-57 | 1st,+1.5 | 41,814 |
| 122 | 8/19 | TOR | W | 4-3 | QUINTANA (4-2)-Barnes-DAVIS (26) | 65-57 | 1st,+2.0 | 41,558 |
| 123 | 8/20 | TOR | W | 6-5 (10) | WILSON (1-0)-Osuna | 66-57 | 1st,+2.0 | 41,459 |
| 8/21 OFF DAY | | | | | | | | |
| 124 | 8/22 | @CIN | W | 13-9 | RONDON (4-1)-Peralta | 67-57 | 1st,+2.5 | 16,467 |
| 125 | 8/23 | @CIN | W | 9-3 | MONTGOMERY (4-6)-Wojciechowski | 68-57 | 1st,+3.5 | 15,355 |
| 126 | 8/24 | @CIN | L | 2-4 | Lorenzo-STROP (3-4)-Iglesias | 68-58 | 1st,+3.0 | 18,191 |
| 127 | 8/25 | @PHI | L | 1-7 | Eickhoff-QUINTANA (4-3) | 68-59 | 1st,+3.0 | 24,424 |
| 128 | 8/26 | @PHI | W | 17-2 | HENDRICKS (5-4)-Lively | 69-59 | 1st,+3.0 | 29,379 |
| 129 | 8/27 | @PHI | L | 3-6 | Pivetta-LACKEY (10-10)-Neris | 69-60 | 1st,+2.0 | 28,689 |
| 130 | 8/28 | PIT | W | 6-1 | MONTGOMERY (5-6)-Williams | 70-60 | 1st,+2.5 | 38,453 |
| 131 | 8/29 | PIT | W | 4-1 | ARRIETA (14-8)-Kuhl-DAVIS (27) | 71-60 | 1st,+3.5 | 37,370 |
| 132 | 8/30 | PIT | W | 17-3 | QUINTANA (5-3)-Nova | 72-60 | 1st,+3.5 | 36,628 |
| 133 | 8/31 | ATL | W | 6-2 | HENDRICKS (6-4)-Newcomb | 73-60 | 1st,+3.5 | 38,031 |
| 134 | 9/1 | ATL | W | 2-0 | LACKEY (11-10)-Foltynewicz-DAVIS (28) | 74-60 | 1st,+3.5 | 37,280 |
| 135 | 9/2 | ATL | W | 14-12 | LESTER (9-7)-Sims | 75-60 | 1st,+4.5 | 41,329 |
| 136 | 9/3 | ATL | L | 1-5 | Fried-MONTGOMERY (5-7) | 75-61 | 1st,+3.5 | 42,145 |
| 137 | 9/4 | @PIT | L | 0-12 | Kuhl-ARRIETA (14-9) | 75-62 | 1st,+3.5 | 21,068 |
| 138 | 9/5 | @PIT | L | 3-4 | LeBlanc-EDWARDS JR. (3-4)-Rivero | 75-63 | 1st,+3.5 | 14,079 |
| 139 | 9/6 | @PIT | W | 1-0 | STROP (4-4)-Hudson-DAVIS (29) | 76-63 | 1st,+4.0 | 17,067 |
| 140 | 9/7 | @PIT | W | 8-2 | LESTER (10-7)-Tailion | 77-63 | 1st,+5.0 | 19,201 |
| 141 | 9/8 | MIL | L | 0-2 | Nelson-LACKEY (11-11)-Knebel | 77-64 | 1st,+4.0 | 41,020 |
| 142 | 9/9 | MIL | L | 2-15 | Anderson-MONTGOMERY (5-8) | 77-65 | 1st,+3.0 | 41,167 |
| 143 | 9/10 | MIL | L | 1-3 | Davies-HENDRICKS (6-5)-Knebel | 77-66 | 1st,+2.0 | 40,113 |
| 9/11 OFF DAY | | | | | | | | |
| 144 | 9/12 | NYM | W | 8-3 | QUINTANA (6-3)-Gsellman | 78-66 | 1st,+2.0 | 37,834 |
| 145 | 9/13 | NYM | W | 17-5 | LESTER (11-7)-Harvey | 79-66 | 1st,+2.5 | 36,008 |
| 146 | 9/14 | NYM | W | 14-6 | MONTGOMERY (6-8)-Lugo | 80-66 | 1st,+3.0 | 37,867 |
| 147 | 9/15 | STL | W | 8-2 | EDWARDS JR. (4-4)-Martinez | 81-66 | 1st,+3.0 | 38,464 |
| 148 | 9/16 | STL | W | 4-1 | HENDRICKS (7-5)-Wacha-DAVIS (30) | 82-66 | 1st,+4.0 | 40,959 |
| 149 | 9/17 | STL | W | 4-3 | STROP (5-4)-Lyons-DAVIS (31) | 83-66 | 1st,+4.0 | 37,242 |

JULY (16-8)

| | | |
|------------------|-------|------|
| Wrigley Field | | 5-6 |
| Road | | 11-2 |
| Vs. A.L. East | | 7-2 |
| Vs. N.L. Central | | 6-6 |
| Vs. N.L. East | | 3-0 |

Top Performers

| | | | |
|------|--------------------|-------|------|
| AVG: | Kris Bryant | | 326 |
| HR: | Willson Contreras | | 7 |
| RBI: | Willson Contreras | | 19 |
| SB: | Ian Happ | | 4 |
| W: | Three players tied | | 3 |
| SV: | Wade Davis | | 6 |
| K: | Jon Lester | | 26 |
| ERA: | Jake Arrieta | | 2.25 |

| SITE | DATES | AVG |
|------------------------|-----------|---------------|
| Wrigley Field: 455,543 | 11 | 41.413 |
| Road: 516,402 | 13 | 39.723 |
| Total: 971,945 | 24 | 40.498 |

AUGUST (17-12)

| | | |
|------------------|-------|------|
| Wrigley Field | | 11-6 |
| Road | | 6-6 |
| Vs. A.L. East | | 3-0 |
| Vs. N.L. Central | | 7-3 |
| Vs. N.L. East | | 3-4 |
| Vs. N.L. West | | 4-5 |

Top Performers

| | | | |
|------|-------------------|-------|------|
| AVG: | Anthony Rizzo | | 355 |
| HR: | Four players tied | | 7 |
| RBI: | Anthony Rizzo | | 30 |
| SB: | Javier Baez | | 5 |
| W: | Jake Arrieta | | 4 |
| SV: | Wade Davis | | 5 |
| K: | Jake Arrieta | | 37 |
| | Jose Quintana | | |
| ERA: | Jake Arrieta | | 1.21 |

| SITE | DATES | AVG |
|-------------------------|-----------|---------------|
| Wrigley Field: 673,825 | 17 | 39.637 |
| Road: 377,040 | 12 | 31.420 |
| Total: 1,050,865 | 29 | 36.237 |

SEPT./OCTOBER (19-10)

| | | |
|------------------|-------|------|
| Wrigley Field | | 10-5 |
| Road | | 9-5 |
| Vs. A.L. East | | 1-1 |
| Vs. N.L. Central | | 13-8 |
| Vs. N.L. East | | 5-1 |

Top Performers

| | | | |
|------|-------------------|-------|------|
| AVG: | Albert Almora Jr. | | 347 |
| HR: | Kyle Schwarber | | 6 |
| RBI: | Ian Happ | | 17 |
| SB: | Jon Jay | | 3 |
| W: | Jon Lester | | 5 |
| SV: | Wade Davis | | 5 |
| K: | Jose Quintana | | 36 |
| ERA: | Kyle Hendricks | | 2.01 |

| SITE | DATES | AVG |
|-------------------------|-----------|---------------|
| Wrigley Field: 590,150 | 15 | 39.343 |
| Road: 451,832 | 14 | 32.274 |
| Total: 1,041,982 | 29 | 35.930 |

| GM | DATE | OPP | W/L | SCORE | WIN-LOSS-SAVE | REC | POS | ATT |
|------------|-------------|------------|----------|------------|--|--------------|------------------|---------------|
| | 9/18 | OFF DAY | | | | 83-66 | 1st, +3.5 | |
| 150 | 9/19 | @TB | W | 2-1 | MONTGOMERY (7-8)-Archer-DAVIS (32) | 84-66 | 1st, +3.5 | 25,046 |
| 151 | 9/20 | @TB | L | 1-8 | Snell-LESTER (11-8) | 84-67 | 1st, +3.5 | 24,238 |
| 152 | 9/21 | @MIL | W | 5-3 (10) | DAVIS (4-1)-Drake | 85-67 | 1st, +4.5 | 35,114 |
| 153 | 9/22 | @MIL | W | 5-4 (10) | EDWARDS JR. (5-4)-Knebel | 86-67 | 1st, +5.0 | 40,116 |
| 154 | 9/23 | @MIL | L | 3-4 (10) | Jeffress-DAVIS (4-2) | 86-68 | 1st, +4.5 | 44,067 |
| 155 | 9/24 | @MIL | W | 5-0 | QUINTANA (7-3)-Anderson | 87-68 | 1st, +5.5 | 42,212 |
| 156 | 9/25 | @STL | W | 10-2 | LESTER (12-8)-Weaver | 88-68 | 1st, +6.0 | 42,516 |
| 157 | 9/26 | @STL | L | 7-8 | Duke-ARRIETA (14-10)-Nicasio | 88-69 | 1st, +5.0 | 41,944 |
| 158 | 9/27 | @STL | W | 5-1 | LACKEY (12-11)-Wacha | 89-69 | 1st, +6.0 | 42,070 |
| 159 | 9/28 | @STL | W | 2-1 (11) | TSENG (1-0)-Bowman | 90-69 | 1st, +6.0 | 43,094 |
| 160 | 9/29 | CIN | W | 5-4 | DUENSING (1-1)-Lorenzen-GRIMM (1) | 91-69 | 1st, +6.0 | 36,258 |
| 161 | 9/30 | CIN | W | 9-0 | LESTER (13-8)-Stephens | 92-69 | 1st, +7.0 | 41,493 |
| 162 | 10/1 | CIN | L | 1-3 | McGwire-LACKEY (12-12)-Iglesias | 92-70 | 1st, +6.0 | 40,971 |

| 2017 ATTENDANCE | |
|----------------------|-------------------------------------|
| OVERALL | |
| Total: | 5,990,861 ... No. Dates: 162 |
| Average/Date: | 36,981 |
| WRIGLEY FIELD | |
| Total: | 3,199,562 ... No. Dates: 81 |
| Average/Date: | 39,501 |
| ON THE ROAD | |
| Total: | 2,791,299 ... No. Dates: 81 |
| Average/Date: | 34,461 |

NATIONAL LEAGUE DIVISION SERIES vs. WASHINGTON

| | | | | | | | | |
|-----|-------|------|---|-----|--------------------------------------|-----|-----|--------|
| DS1 | 10/6 | @WSH | W | 3-0 | HENDRICKS (1-0)-Strasburg-DAVIS (1) | 1-0 | --- | 43,898 |
| DS2 | 10/7 | @WSH | L | 3-6 | Perez-EDWARDS JR. (0-1)-Doolittle | 1-1 | --- | 43,860 |
| DS3 | 10/9 | WSH | W | 2-1 | EDWARDS JR. (1-1)-Kintzler-DAVIS (2) | 2-1 | --- | 42,445 |
| DS4 | 10/11 | WSH | L | 0-5 | Strasburg-ARRIETA (0-1) | 2-2 | --- | 42,264 |
| DS5 | 10/12 | @WSH | W | 9-8 | DUENSING (1-0)-Scherzer-DAVIS (3) | 3-2 | --- | 43,849 |

NATIONAL LEAGUE CHAMPIONSHIP SERIES vs. LOS ANGELES (N.L.)

| | | | | | | | | |
|------|-------|------|---|------|------------------------------|-----|-----|--------|
| LCS1 | 10/14 | @LAD | L | 2-5 | Maeda-RONDON (0-1)-Jansen | 0-1 | --- | 54,289 |
| LCS2 | 10/15 | @LAD | L | 1-4 | Jansen-DUENSING (1-1) | 0-2 | --- | 54,479 |
| LCS3 | 10/17 | LAD | L | 1-6 | Darvish-HENDRICKS (1-1) | 0-3 | --- | 41,871 |
| LCS4 | 10/18 | LAD | W | 3-2 | ARRIETA (1-1)-Wood-DAVIS (4) | 1-3 | --- | 42,195 |
| LCS5 | 10/19 | LAD | L | 1-11 | Kershaw-QUINTANA (0-1) | 1-4 | --- | 42,735 |

Breaking Down the Cubs Record

| CUBS RECORD | HOME | ROAD | TOTALS |
|------------------------------|--------------|--------------|--------------|
| OVERALL | 48-33 | 44-37 | 92-70 |
| CINCINNATI | 7-3 | 5-4 | 12-7 |
| MILWAUKEE | 3-6 | 7-3 | 10-9 |
| PITTSBURGH | 4-5 | 6-4 | 10-9 |
| ST. LOUIS | 8-1 | 6-4 | 14-5 |
| N.L. CENTRAL | 22-15 | 24-15 | 46-30 |
| ATLANTA | 3-1 | 3-0 | 6-1 |
| MIAMI | 2-1 | 2-2 | 4-3 |
| NEW YORK | 3-0 | 1-2 | 4-2 |
| PHILADELPHIA | 3-1 | 1-2 | 4-3 |
| WASHINGTON | 1-2 | 2-2 | 3-4 |
| N.L. EAST | 12-5 | 9-8 | 21-13 |
| ARIZONA | 1-2 | 2-1 | 3-3 |
| COLORADO | 1-3 | 1-2 | 2-5 |
| LOS ANGELES | 2-1 | 0-3 | 2-4 |
| SAN DIEGO | 2-1 | 0-3 | 2-4 |
| SAN FRANCISCO | 3-1 | 1-2 | 4-3 |
| N.L. WEST | 9-8 | 4-11 | 13-19 |
| BALTIMORE | 0-0 | 3-0 | 3-0 |
| BOSTON | 0-0 | 1-2 | 1-2 |
| CHICAGO (A.L.) | 1-1 | 2-0 | 3-1 |
| NEW YORK (A.L.) | 0-3 | 0-0 | 0-3 |
| TAMPA BAY | 1-1 | 1-1 | 2-2 |
| TORONTO | 3-0 | 0-0 | 3-0 |
| A.L. INTERLEAGUE PLAY | 5-5 | 7-3 | 12-8 |

| CUBS RECORD | HOME | ROAD | TOTALS |
|--------------------------|-------|-------|--------|
| VS. LH STARTERS | 12-3 | 9-11 | 21-14 |
| VS. RH STARTERS | 36-30 | 35-26 | 71-56 |
| GRASS FIELDS | 48-33 | 43-36 | 91-69 |
| ARTIFICIAL FIELDS | 0-0 | 1-1 | 1-1 |
| DAY GAMES | 24-21 | 13-15 | 37-36 |
| NIGHT GAMES | 24-12 | 31-22 | 55-34 |
| SHUTOUTS | 4-3 | 4-7 | 8-10 |
| EXTRA INNINGS | 2-1 | 5-2 | 7-3 |
| ONE-RUN DECISIONS | 13-7 | 13-10 | 26-17 |
| TWO-RUN DECISIONS | 8-11 | 5-7 | 13-18 |

| CUBS RECORD ENTERING | 6TH | 7TH | 8TH | 9TH |
|----------------------|-------|-------|------|------|
| WHEN LEADING | 66-10 | 69-6 | 78-7 | 78-2 |
| WHEN TIED | 11-12 | 12-10 | 9-7 | 9-2 |
| WHEN TRAILING | 15-48 | 11-54 | 5-56 | 5-66 |

Games Won When Trailing Entering 9th:
 4/19/17 vs. Milwaukee (trailing 4-3, scored four in ninth, won 7-4)
 4/21/17 at Cincinnati (trailing 5-2, scored three in ninth, one in 11th, won 6-5)
 6/16/17 at Pittsburgh (trailing 4-3, scored six in ninth, won 9-5)
 6/29/17 at Washington (trailing 4-2, scored three in ninth, won 5-4)
 9/21/17 at Milwaukee (trailing 3-2, scored one in ninth and two in 10th, won 5-3)

COME-FROM-BEHIND WINS: 45 **GAMES LOST AFTER LEADING:** 32
GAMES WON IN LAST AT-BAT: 17 **GAMES LOST IN LAST AT-BAT:** 11

RECORD BY MONTH:

April 13-11
 May 12-16
 June 15-13
 July 16-8
 August 17-12
 September 19-9
 October 0-1

BEFORE ALL-STAR BREAK: 43-45
AFTER ALL-STAR BREAK: 49-25
HIGH-WATER MARK: 23 over (92-69)
NO. OF TIMES AT .500: 21 (1-1, 2-2, 6-6, 7-7, 16-16, 17-17, 18-18, 19-19, 25-25, 27-27, 30-30, 31-31, 32-32, 33-33, 34-34, 39-39, 40-40, 41-41, 42-42, 43-43, 45-45)
LOW-WATER MARK: 2 (25-27, 43-45)

CUBS RECORD WHEN:

| | |
|----------------------------------|-------|
| SCORING FIRST | 58-26 |
| SCORING FEWER THAN 4 RUNS | 13-52 |
| SCORING 4 OR MORE RUNS | 79-18 |
| HITTING AT LEAST 1 HOMER | 77-37 |
| HITTING AT LEAST 2 HOMERS | 49-15 |
| GOING HOMERLESS | 15-33 |

| | CUBS | OPPS |
|----------------------------------|------|------|
| DOUBLE PLAYS | 139 | 154 |
| TRIPLE PLAYS | 0 | 1 |
| LEFT ON BASE | 1147 | 1071 |
| GRAND SLAMS | 6 | 3 |
| HOME RUNS - WRIGLEY FIELD | 116 | 93 |
| HOME RUNS - ROAD | 107 | 101 |

Cubs Season Highs and Lows

| CUBS | | OPPONENTS |
|--------------------------------------|-------------------------------|---------------------------------|
| 15, 8/26 @ PHI (17-2)..... | Largest Winning Margin..... | 13, 9/9 vs. MIL (15-2) |
| 5, 4/18 vs. MIL (0-5, 9-7)..... | Largest Come Behind W..... | 4, 4/15 vs. PIT (0-4, 2-6, 8-7) |
| 17 (3x), last 9/13 vs. NYM..... | Most Runs..... | 15, 9/9 vs. MIL |
| 7 (6x), last 9/15 vs. STL (6th)..... | Most Runs, Inn..... | 10, 7/9 vs. PIT (1st) |
| 20, 8/30 vs. PIT..... | Most Hits..... | 17, 9/2 vs. ATL |
| 7, 8/26 @ PHI (7th)..... | Most Hits, Inn..... | 7 (2x), last 8/17 vs. CIN (2nd) |
| 2 (5x), last 6/27 @ WSH..... | Fewest Hits..... | 1, 9/19 @ TB |
| 6 (2x), last 8/26 @ PHI..... | Most Home Runs..... | 5, 8/3 vs. ARI |
| 4, 8/17 vs. CIN..... | Most Home Runs, Inn..... | 3, 8/23 @ CIN (9th) |
| 7, 9/7 @ PIT..... | Most Doubles..... | 5 (4x), last 10/1 vs. CIN |
| 2 (3x), last 5/22 vs. SF..... | Most Triples..... | 2 (2x), last 9/26 @ STL |
| 10 (2x), last 8/17 vs. CIN..... | Most Extra-Base Hits..... | 8, 9/2 vs. ATL |
| 11, 9/13 vs. NYM..... | Most BBs By Batters..... | 10, 5/19 vs. MIL |
| 22, 5/7 vs. NY..... | Most Ks By Pitchers..... | 26, 5/7 vs. NY |
| 3 (2x), last 7/25 vs. CWS..... | Most Stolen Bases..... | 7, 6/27 @ WSH |
| 3 (3x), last 5/6 vs. NY..... | Most Double Plays Turned..... | 4 (2x), last 6/19 vs. SD |
| 3 (3x), last 7/7 vs. PIT..... | Most Errors Committed..... | 4, 4/29 @ BOS |
| 18, 5/7 vs. NY..... | Most Left On Base..... | 14 (2x), last 5/4 vs. PHI |

| | |
|--|-------------------------|
| Longest Winning Streak: 7 games..... | 9/12-19 |
| Longest Losing Streak: 6 games..... | 5/26-31 |
| Most Runs, Both Clubs: 26 (Cubs 14, Braves 12)..... | 9/2 vs. ATL |
| Most Hits, Both Clubs: 29 (Cubs 12, Braves 17)..... | 9/2 vs. ATL |
| Most Home Runs, Both Clubs: 8 (Cubs 6, Reds 2)..... | 8/17 vs. CIN |
| Most Strikeouts by Pitchers, Both Clubs: 48* (Cubs 22, Yankees 26)..... | 5/7 vs. NY |
| Most Left On Base, Both Clubs: 29 (Cubs 18, Yankees 11)..... | 5/7 vs. NY |
| Fewest Left On Base, Both Clubs: 2 (Cubs 1, Giants 1)..... | 5/23 vs. SF |
| Consecutive Games With a Home Run: 8..... | 9/24-10/1 |
| Consecutive Games Without a Home Run: 3 (2x)..... | 6/23-25 and 9/4-9/6 |
| Consecutive Errorless Games: 6..... | 9/20-25 |
| Consecutive Games With An Error: 5..... | 6/14-19 |
| Shortest Game, Time: 2:05..... | 5/23 vs. SF |
| Longest Game, Time: 6:05..... | 5/7 vs. NY (18 innings) |
| Most Innings: 18..... | 5/7 vs. NY |
| Largest Wrigley Field Crowd:..... | 42,186; 7/21 vs. STL |
| Largest Road Crowd:..... | 48,322; 5/27 @ LAD |
| Series Sweeps: 9 (3 G, 5/16-18 vs. CIN, 6/2-6/4 vs. STL, 7/14-16 @ BAL, 7/17-19 @ ATL, 8/18-20 vs. TOR, 8/28-30 vs. PIT, 9/12-14 vs. NYM, 9/15-17 vs. STL; 2 G, 7/26-27 @ CWS) | |

INDIVIDUAL BATTING HIGHS

2-Homer Games (15): Bryant, 4/15 vs. PIT, 5/21 vs. MIL & 7/7 vs. PIT; Contreras, 5/12 @ STL, 8/3 vs. ARI & 8/6 vs. WSH; La Stella, 8/26 @ PHI; Rizzo, 5/24 vs. SF, 8/1 vs. ARI & 8/26 @ PHI; Happ, 6/4 vs. STL, 7/2 @ CIN & 8/17 vs. CIN; Schwarber, 7/27 @ CWS & 8/30 vs. PIT

3-Homer Games (0): N/A

Grand Slams (6): Contreras, 4/22 @ CIN; Baez, 5/18 vs. CIN; Schwarber, 6/3 vs. STL, Happ, 6/13 @ NYM; Rizzo, 8/16 vs. CIN; Rivera, 9/2 vs. ATL

3-Consecutive Games with a Homer (2): Rizzo, 4/21-23 & 7/15-17

Pinch-Homers (5): Schwarber, 6/11 vs. COL; Jay, 7/5 vs. TB; Happ, 8/13 @ ARI; Zobrist, 8/26 @ PHI; Russell, 9/16 vs. STL

Back-to-Back Homers (9): Russell & Schwarber, 6/11 vs. COL; Rizzo & Happ, 6/14 @ NYM; Happ & Schwarber, 7/8 vs. PIT; Contreras & Schwarber, 7/14 @ BAL; Contreras & Schwarber, 8/6 vs. WSH; Schwarber & Avila, 8/11 @ AZ; Baez & Happ, 8/13 @ AZ; Bryant & Rizzo, 8/14 vs. CIN & 8/26 @ PHI

Back-to-Back-to-Back Homers (1): Avila, Happ & Baez, 8/17 vs. CIN

Inside-the-Park Homers (1): Baez, 8/7 @ SF

Pitchers Hitting Homers (3): Arrieta, 6/17 @ PIT; Montgomery, 7/19 @ ATL; Lester, 8/1 vs. ARI

Game-Opening Homers (5): Zobrist, 5/21 vs. MIL; Rizzo, 6/13 @ NYM, 6/14 @ NYM & 6/20 vs. SD; Contreras, 6/26 @ WASH

Walk-Off Homers (1): Russell, 4/19 vs. MIL

Longest Hitting Streak: 14 games, Rizzo.....6/6-20
Most Runs Scored: 4 (3x), last Bryant & Zobrist.....9/13 vs. NYM
Most Hits: 4 (11x), last Baez.....9/13 vs. NYM
Most Total Bases: 12, Bryant.....7/7 vs. PIT
Most Extra-Base Hits: 3 (4x), last Schwarber.....7/27 @ CWS
Most Doubles: 2 (22x), last Almora Jr.....9/16 vs. STL
Most Triples: 1 (29x), last Happ.....9/26 vs. STL
Most RBI: 6 (2x), Contreras & Almora Jr.....8/3 vs. ARI & 9/13 vs. NYM
Most Stolen Bases: 2 (3x), last Rizzo.....9/14 vs. NYM
Most Walks: 4, Rizzo.....9/13 vs. NYM
Most Strikeouts: 5, Baez.....7/25 vs. CWS
2-Hit Innings: 2, Hendricks & Bryant.....8/26 @ PHI (7th) & 9/15 vs. STL (6th)

INDIVIDUAL PITCHING HIGHS

Longest Winning Streak: 5, Lackey.....7/18-8/11
Longest Losing Streak: 4, Lackey.....5/22-6/12
Complete Game Shutouts: 1, Quintana.....9/24 @ MIL
9.0-Inning Complete Games: 2, Lester & Quintana....5/23 vs. SF & 9/24 @ MIL
Low-Hit Complete Game: 3, Quintana.....9/24 @ MIL
Longest App., Reliever: 4.1 (2x), Floro & Montgomery...5/9¹ @ COL & 8/17 vs. CIN
Most Strikeouts, Starter: 12, Quintana.....7/16 @ BAL
Most SO, Reliever: 5 (2x), Floro & Montgomery.....5/9¹ @ COL & 7/26 @ CWS
Consecutive Strikeouts: 5, (3x) last Lackey.....8/27 @ PHI
Consecutive Scoreless Innings, Starter: 13.1, Hendricks.....4/30-5/10
Consecutive Scoreless Innings, Reliever: 18.0, Montgomery.....4/17-5/13

Consecutive Save Opportunities Converted: 32, Davis.....4/4-9/19
Consecutive Batters Retired: 17, Lester.....7/22 vs. STL
Most Runs Allowed: 10, Lester.....7/9 vs. PIT
Most Hits Allowed: 10 (2x), last Arrieta.....4/28 @ BOS
Most Homers Allowed: 3 (5x), last Rondon.....8/23 @ CIN
Most Walks Issued: 6 (2x), last Arrieta.....6/27 @ WSH
Longest No-Hit Stretch, Start of Game: 5.2 IP, Lester.....7/22 vs. STL

Cubs Batting Statistics

| BATTERS | AVG | G | AB | R | H | TB | 2B | 3B | HR | RBI | SH | SF | HP | BB | IBB | SO | SB | CS | GDP | E | SLG | OBP |
|------------------|-------------|------------|-------------|------------|-------------|-------------|------------|-----------|------------|------------|-----------|-----------|-----------|------------|-----------|-------------|------------|-----------|------------|------------|-------------|-------------|
| Almora,A | .298 | 132 | 299 | 39 | 89 | 133 | 18 | 1 | 8 | 46 | 3 | 2 | 0 | 19 | 1 | 53 | 1 | 0 | 8 | 1 | .445 | .338 |
| Anderson,B | .143 | 6 | 7 | 0 | 1 | 1 | 0 | 0 | 0 | 1 | 0 | 0 | 0 | 1 | 0 | 3 | 0 | 0 | 0 | 1 | .143 | .250 |
| Arrieta,J | .131 | 32 | 61 | 2 | 8 | 13 | 0 | 1 | 1 | 5 | 2 | 0 | 0 | 1 | 0 | 32 | 0 | 0 | 0 | 2 | .213 | .145 |
| Avila,A | .239 | 35 | 92 | 11 | 22 | 35 | 2 | 1 | 3 | 17 | 1 | 0 | 0 | 19 | 0 | 40 | 0 | 0 | 4 | 2 | .380 | .369 |
| Baez,J | .273 | 145 | 469 | 75 | 128 | 225 | 24 | 2 | 23 | 75 | 6 | 2 | 1 | 30 | 15 | 144 | 10 | 3 | 10 | 15 | .480 | .317 |
| Bryant,K | .295 | 151 | 549 | 111 | 162 | 295 | 38 | 4 | 29 | 73 | 0 | 6 | 15 | 95 | 5 | 128 | 7 | 5 | 8 | 18 | .537 | .409 |
| Butler,E | .067 | 13 | 15 | 0 | 1 | 1 | 0 | 0 | 0 | 0 | 3 | 0 | 0 | 1 | 0 | 6 | 0 | 0 | 0 | 0 | .067 | .125 |
| RIGHT | .067 | | 15 | | 1 | 1 | 0 | 0 | 0 | 0 | 3 | 0 | 0 | 1 | 0 | 6 | | | | | .067 | .125 |
| LEFT | .000 | | 0 | | 0 | 0 | 0 | 0 | 0 | 0 | 0 | 0 | 0 | 0 | 0 | 0 | | | | | .000 | .000 |
| Candelario,J | .152 | 11 | 33 | 2 | 5 | 10 | 2 | 0 | 1 | 3 | 0 | 0 | 2 | 1 | 0 | 12 | 0 | 0 | 1 | 1 | .303 | .222 |
| RIGHT | .286 | | 7 | | 2 | 3 | 1 | 0 | 0 | 1 | 0 | 0 | 1 | 1 | 0 | 3 | | | | | .429 | .444 |
| LEFT | .115 | | 26 | | 3 | 7 | 1 | 0 | 1 | 2 | 0 | 0 | 1 | 0 | 0 | 9 | | | | 1 | .269 | .148 |
| Caratini,V | .254 | 31 | 59 | 6 | 15 | 21 | 3 | 0 | 1 | 2 | 0 | 0 | 3 | 4 | 1 | 13 | 0 | 0 | 3 | 2 | .356 | .333 |
| RIGHT | .500 | | 12 | | 6 | 7 | 1 | 0 | 0 | 0 | 0 | 0 | 2 | 1 | 1 | 2 | | | | 0 | .583 | .600 |
| LEFT | .191 | | 47 | | 9 | 14 | 2 | 0 | 1 | 2 | 0 | 0 | 1 | 3 | 0 | 11 | | | | 3 | .298 | .255 |
| Contreras,W | .276 | 117 | 377 | 50 | 104 | 188 | 21 | 0 | 21 | 74 | 1 | 2 | 3 | 45 | 2 | 98 | 5 | 4 | 13 | 14 | .499 | .356 |
| Davis,T | .231 | 8 | 13 | 1 | 3 | 4 | 1 | 0 | 0 | 1 | 0 | 0 | 0 | 0 | 0 | 4 | 0 | 0 | 0 | 0 | .308 | .231 |
| Duensing,B | .000 | 68 | 4 | 0 | 0 | 0 | 0 | 0 | 0 | 0 | 0 | 0 | 0 | 0 | 0 | 3 | 0 | 0 | 1 | 0 | .000 | .000 |
| Edwards,C | .000 | 74 | 1 | 1 | 0 | 0 | 0 | 0 | 0 | 0 | 0 | 0 | 0 | 0 | 1 | 0 | 0 | 0 | 0 | 0 | .000 | .000 |
| Flores,D | .000 | 3 | 4 | 0 | 0 | 0 | 0 | 0 | 0 | 0 | 0 | 0 | 0 | 0 | 0 | 2 | 0 | 0 | 1 | 0 | .000 | .000 |
| Freeman,M | .160 | 15 | 25 | 3 | 4 | 6 | 2 | 0 | 0 | 0 | 0 | 0 | 0 | 2 | 0 | 8 | 0 | 0 | 1 | 2 | .240 | .222 |
| Grimm,J | .000 | 50 | 3 | 0 | 0 | 0 | 0 | 0 | 0 | 0 | 0 | 0 | 0 | 0 | 0 | 1 | 0 | 0 | 1 | 0 | .000 | .000 |
| Happ,I | .253 | 115 | 364 | 62 | 92 | 187 | 17 | 3 | 24 | 68 | 2 | 4 | 4 | 39 | 5 | 129 | 8 | 4 | 12 | 4 | .514 | .328 |
| RIGHT | .276 | | 105 | | 29 | 50 | 4 | 1 | 5 | 16 | 1 | 1 | 1 | 5 | 2 | 32 | | | | 5 | .476 | .313 |
| LEFT | .243 | | 259 | | 63 | 137 | 13 | 2 | 19 | 52 | 1 | 3 | 3 | 34 | 3 | 97 | | | | 7 | .529 | .334 |
| Hendricks,K | .100 | 25 | 50 | 3 | 5 | 6 | 1 | 0 | 0 | 5 | 1 | 0 | 0 | 0 | 0 | 28 | 0 | 0 | 0 | 1 | .120 | .100 |
| Heyward,J | .259 | 126 | 432 | 59 | 112 | 168 | 15 | 4 | 11 | 59 | 2 | 2 | 3 | 41 | 1 | 67 | 4 | 4 | 8 | 2 | .389 | .326 |
| Jay,J | .296 | 141 | 379 | 65 | 112 | 142 | 18 | 3 | 2 | 34 | 3 | 2 | 12 | 37 | 3 | 80 | 6 | 2 | 11 | 0 | .375 | .374 |
| La Stella,T | .288 | 73 | 125 | 18 | 36 | 59 | 8 | 0 | 5 | 22 | 0 | 2 | 2 | 20 | 1 | 18 | 0 | 0 | 3 | 1 | .472 | .389 |
| Lackey,J | .132 | 32 | 53 | 2 | 7 | 8 | 1 | 0 | 0 | 1 | 5 | 0 | 0 | 3 | 0 | 23 | 1 | 1 | 0 | 0 | .151 | .179 |
| Lester,J | .148 | 32 | 54 | 5 | 8 | 14 | 3 | 0 | 1 | 6 | 1 | 0 | 4 | 0 | 26 | 1 | 0 | 0 | 0 | 0 | .259 | .203 |
| Martin,L | .154 | 15 | 13 | 2 | 2 | 3 | 1 | 0 | 0 | 1 | 0 | 0 | 0 | 3 | 0 | 4 | 1 | 0 | 0 | 0 | .231 | .313 |
| Montero,M | .286 | 44 | 98 | 12 | 28 | 43 | 3 | 0 | 4 | 8 | 0 | 1 | 2 | 11 | 1 | 24 | 1 | 0 | 3 | 2 | .439 | .366 |
| Montgomery,M | .185 | 44 | 27 | 5 | 5 | 9 | 1 | 0 | 1 | 3 | 3 | 0 | 0 | 0 | 0 | 10 | 0 | 0 | 0 | 0 | .333 | .185 |
| Pena,F | .000 | 25 | 3 | 0 | 0 | 0 | 0 | 0 | 0 | 0 | 0 | 0 | 0 | 1 | 0 | 1 | 0 | 0 | 0 | 0 | .000 | .250 |
| Quintana,J | .091 | 14 | 22 | 2 | 2 | 2 | 0 | 0 | 0 | 3 | 6 | 0 | 0 | 1 | 0 | 15 | 0 | 0 | 0 | 1 | .091 | .130 |
| Rivera,R | .341 | 20 | 44 | 8 | 15 | 26 | 5 | 0 | 2 | 12 | 1 | 0 | 0 | 5 | 0 | 16 | 0 | 0 | 1 | 0 | .591 | .408 |
| Rizzo,A | .273 | 157 | 572 | 99 | 156 | 290 | 32 | 3 | 32 | 109 | 0 | 4 | 24 | 91 | 11 | 90 | 10 | 4 | 21 | 3 | .507 | .392 |
| Rondon,H | .500 | 61 | 2 | 0 | 1 | 1 | 0 | 0 | 0 | 0 | 0 | 0 | 0 | 0 | 0 | 0 | 0 | 0 | 0 | 0 | .500 | .500 |
| Russell,A | .239 | 110 | 352 | 52 | 84 | 147 | 21 | 3 | 12 | 43 | 0 | 0 | 4 | 29 | 5 | 91 | 2 | 1 | 5 | 12 | .418 | .304 |
| Schwarber,K | .211 | 129 | 422 | 67 | 89 | 197 | 16 | 1 | 30 | 59 | 0 | 0 | 5 | 59 | 1 | 150 | 1 | 1 | 6 | 5 | .467 | .315 |
| Strop,P | .000 | 69 | 1 | 0 | 0 | 0 | 0 | 0 | 0 | 0 | 0 | 0 | 0 | 0 | 0 | 0 | 0 | 0 | 0 | 2 | .000 | .000 |
| Szczur,M | .211 | 15 | 19 | 2 | 4 | 5 | 1 | 0 | 0 | 3 | 1 | 1 | 0 | 2 | 0 | 4 | 0 | 0 | 0 | 0 | .263 | .273 |
| Tseng,J | .000 | 2 | 1 | 0 | 0 | 0 | 0 | 0 | 0 | 1 | 0 | 0 | 0 | 0 | 0 | 0 | 0 | 0 | 0 | 1 | .000 | .000 |
| Zagunis,M | .000 | 7 | 14 | 0 | 0 | 0 | 0 | 0 | 0 | 1 | 0 | 0 | 0 | 4 | 0 | 6 | 2 | 0 | 0 | 0 | .000 | .222 |
| Zastryzny,R | .333 | 4 | 3 | 0 | 1 | 1 | 0 | 0 | 0 | 0 | 0 | 0 | 0 | 0 | 0 | 0 | 0 | 0 | 0 | 0 | .333 | .333 |
| Zobrist,B | .232 | 128 | 435 | 58 | 101 | 163 | 20 | 3 | 12 | 50 | 2 | 3 | 2 | 54 | 2 | 71 | 2 | 2 | 13 | 3 | .375 | .318 |
| RIGHT | .179 | | 106 | | 19 | 31 | 5 | 2 | 1 | 7 | 2 | 1 | 0 | 12 | 1 | 17 | | | | 3 | .292 | .261 |
| LEFT | .249 | | 329 | | 82 | 132 | 15 | 1 | 11 | 43 | 0 | 2 | 2 | 42 | 1 | 54 | | | | 10 | .401 | .336 |
| PITCHERS | .125 | 162 | 311 | 20 | 39 | 56 | 6 | 1 | 3 | 25 | 26 | 1 | 0 | 12 | 0 | 151 | 2 | 1 | 3 | 8 | .180 | .157 |
| CHICAGO | .255 | 162 | 5496 | 822 | 1402 | 2403 | 274 | 29 | 223 | 785 | 48 | 32 | 82 | 622 | 54 | 1401 | 62 | 31 | 134 | 95 | .437 | .338 |
| OPPONENTS | .238 | 162 | 5430 | 695 | 1294 | 2160 | 250 | 17 | 194 | 658 | 28 | 29 | 66 | 554 | 29 | 1439 | 121 | 35 | 119 | 110 | .398 | .315 |

CUBS RUNS SCORED BREAKDOWNS

| RECORD BY RUNS | 0 | 1 | 2 | 3 | 4 | 5 | 6 | 7 | 8 | 9 | 10+ |
|--------------------|------|------|------|------|-------|------|------|------|-----|-------|-------|
| CUBS SCORE | 0-10 | 2-16 | 5-14 | 6-12 | 9-9 | 16-4 | 8-1 | 13-2 | 9-1 | 7-0 | 17-1 |
| CUBS ALLOW | 8-0 | 16-0 | 16-7 | 19-8 | 14-11 | 9-10 | 5-14 | 1-2 | 2-4 | 1-4 | 1-10 |
| SCORING BY INNINGS | 1 | 2 | 3 | 4 | 5 | 6 | 7 | 8 | 9 | X-INN | TOTAL |
| CUBS | 101 | 95 | 71 | 110 | 79 | 93 | 101 | 102 | 59 | 11 | 822 |
| OPPONENTS | 114 | 75 | 66 | 73 | 78 | 66 | 57 | 99 | 61 | 6 | 695 |

Cubs Pinch Hitting

| BATTERS | AVG | G | AB | H | 2B | 3B | HR | RBI | BB | SO | BATTERS | AVG | G | AB | H | 2B | 3B | HR | RBI | BB | SO |
|--------------|------|----|----|----|----|----|----|-----|----|----|---------------|-------------|------------|-----------|-----------|----------|----------|-----------|-----------|-----------|----|
| Almora,A | .341 | 43 | 41 | 14 | 3 | 0 | 0 | 10 | 0 | 6 | Jay,J | .325 | 46 | 40 | 13 | 0 | 0 | 1 | 8 | 3 | 7 |
| Arrieta,J | .000 | 2 | 2 | 0 | 0 | 0 | 0 | 0 | 0 | 2 | La Stella,T | .290 | 44 | 31 | 9 | 4 | 0 | 0 | 7 | 10 | 5 |
| Avila,A | .000 | 7 | 5 | 0 | 0 | 0 | 0 | 0 | 2 | 4 | Lackey,J | .000 | 1 | 1 | 0 | 0 | 0 | 0 | 0 | 0 | 1 |
| Baez,J | .143 | 8 | 7 | 1 | 0 | 0 | 0 | 0 | 1 | 2 | Martin,L | .500 | 2 | 2 | 1 | 0 | 0 | 0 | 0 | 0 | 0 |
| Bryant,K | .000 | 1 | 1 | 0 | 0 | 0 | 0 | 0 | 0 | 1 | Montero,M | .231 | 15 | 13 | 3 | 0 | 0 | 0 | 2 | 0 | 4 |
| Candelario,J | .000 | 2 | 2 | 0 | 0 | 0 | 0 | 0 | 0 | 1 | Rivera,R | .000 | 1 | 1 | 0 | 0 | 0 | 0 | 0 | 0 | 1 |
| Caratini,V | .083 | 15 | 12 | 1 | 0 | 0 | 0 | 0 | 1 | 3 | Rizzo,A | .000 | 2 | 2 | 0 | 0 | 0 | 0 | 0 | 0 | 1 |
| Contreras,W | .091 | 15 | 11 | 1 | 1 | 0 | 0 | 2 | 4 | 5 | Russell,A | .250 | 13 | 12 | 3 | 1 | 0 | 1 | 2 | 1 | 4 |
| Davis,T | .000 | 3 | 3 | 0 | 0 | 0 | 0 | 0 | 0 | 1 | Schwarber,K | .143 | 15 | 14 | 2 | 0 | 0 | 1 | 1 | 1 | 8 |
| Freeman,M | .000 | 3 | 2 | 0 | 0 | 0 | 0 | 0 | 1 | 1 | Szczur,M | .222 | 11 | 9 | 2 | 0 | 0 | 0 | 2 | 1 | 2 |
| Happ,I | .200 | 19 | 15 | 3 | 0 | 1 | 1 | 3 | 3 | 5 | Zagunis,M | .000 | 3 | 1 | 0 | 0 | 0 | 0 | 0 | 2 | 1 |
| Hendricks,K | .000 | 1 | 1 | 0 | 0 | 0 | 0 | 0 | 0 | 1 | Zobrist,B | .333 | 20 | 18 | 6 | 1 | 0 | 1 | 4 | 2 | 3 |
| Heyward,J | .000 | 4 | 2 | 0 | 0 | 0 | 0 | 0 | 2 | 2 | TOTALS | .238 | 248 | 59 | 10 | 1 | 5 | 41 | 34 | 71 | |

Cubs Lineup Breakdowns

- 1 – Jay 51 (30-21), Zobrist 40 (25-15), Schwarber 36 (17-19), Rizzo 14 (7-7), Happ 8 (5-3), Heyward 4 (2-2), Almora Jr. 3 (2-1), Baez 2 (1-1), Contreras 2 (2-0), Szczur 1 (1-0), Martin (1-0)
- 2 – Bryant 110 (63-47), Schwarber 22 (13-9), Happ 10 (5-5), La Stella 8 (5-3), Almora 5 (1-4), Zobrist 4 (3-1), Jay 2 (2-0), Rizzo 1 (1-0)
- 3 – Rizzo 108 (62-46), Bryant 38 (21-17), Contreras 4 (4-0), Happ 5 (1-4), Schwarber 3 (1-2), Zobrist 2 (2-0), La Stella 1 (1-0), Jay 1 (1-0)
- 4 – Zobrist 48 (24-24), Contreras 42 (28-14), Rizzo 32 (19-13), Russell 15 (9-6), Happ 14 (8-6), Candelario 3 (1-2), Montero 2 (0-2), Heyward 2 (2-0), Avila 2 (2-0), Bryant 1 (0-1), Schwarber 1 (0-1)
- 5 – Happ 31 (18-13), Russell 30 (16-14), Schwarber 29 (22-7), Heyward 19 (10-9), Zobrist 10 (6-4), Contreras 9 (6-3), Montero 8 (1-7), Almora 7 (4-3), Avila 6 (4-2), Jay 3 (0-3), La Stella 3 (1-2), Baez 3 (2-1), Candelario 2 (2-0), Caratini 2 (1-1)
- 6 – Heyward 33 (16-17), Baez 20 (10-10), Contreras 18 (6-12), Almora Jr. 17 (12-5), Happ 16 (11-5), Russell 15 (11-4), Avila 14 (10-4), Schwarber 9 (5-4), La Stella 7 (3-4), Montero 4 (4-0), Jay 3 (1-2), Candelario 2 (2-0), Caratini 3 (2-1), Zobrist 1 (0-1)
- 7 – Heyward 58 (38-20), Baez 40 (20-20), Contreras 20 (7-13), Montero 13 (8-5), Russell 9 (5-4), Almora 7 (5-2), Jay 3 (2-1), La Stella 3 (2-1), Happ 2 (1-1), Schwarber 2 (1-1), Caratini 2 (1-1), Rivera 1 (1-0), Davis 1 (1-0), Avila 1 (1-0)
- 8 – Baez 51 (34-17), Russell 20 (12-8), Lester 12 (6-6), Lackey 11 (5-6), Arrieta 10 (6-4), Rivera 10 (5-5), Hendricks 7 (5-2), Almora 7 (2-5), Butler 6 (4-2), Anderson 5 (2-3), Montgomery 4 (1-3), Jay 4 (3-1), Happ 3 (1-2), Avila 2 (0-2), Caratini 2 (2-0), Freeman 4 (2-2), Montero 1 (1-0), Schwarber 1 (0-1), Zagunis 1 (1-0), Davis 1 (1-0)
- 9 – Jay 21 (10-11), Almora 19 (12-7), Lackey 18 (13-5), Lester 18 (12-6), Arrieta 17 (8-9), Hendricks 16 (7-9), Quintana 13 (9-4), Baez 11 (5-6), Montgomery 8 (4-4), Quintana 6 (3-3), Schwarber 6 (3-3), Butler 5 (2-3), Zagunis 3 (2-1), Russell 2 (2-0), Anderson 1 (1-0), Szczur (1-0), Candelario 1 (0-1), Caratini 1 (1-0), Tseng 1 (1-0)

C – Contreras 91 (51-40), Montero 28 (14-14), Avila 24 (16-8), Rivera 11 (6-5), Caratini 7 (5-2), Davis 1 (1-0)

1B – Rizzo 155 (89-66), Caratini 3 (2-1), Bryant 1 (1-0), Candelario 1 (0-1), Contreras 1 (0-1), Avila 1 (1-0)

2B – Zobrist 65 (38-27), Baez 56 (34-22), Happ 28 (13-15), La Stella 13 (8-5)

3B – Bryant 140 (80-60), La Stella 9 (4-5), Candelario 7 (5-2), Baez 4 (2-2), Davis 1 (1-0), Happ 1 (1-0)

SS – Russell 91 (55-36), Baez 67 (36-31), Freeman 4 (2-2)

LF – Schwarber 101 (65-45), Jay 32 (17-15), Zobrist 13 (9-4), Happ 11 (8-3), Contreras 3 (2-1), Bryant 2 (1-1)

CF – Almora Jr. 65 (38-27), Happ 41 (25-16), Jay 43 (24-19), Heyward 12 (5-7), Martin 1 (1-0)

RF – Heyward 104 (63-41), Zobrist 27 (13-14), Jay 11 (7-4), Happ 8 (3-5), Bryant 6 (2-4), Zagunis 4 (3-1), Szczur 2 (2-0)

P – Lester 32 (19-13), Arrieta 30 (16-14), Lackey 30 (19-11), Hendricks 24 (12-12), Montgomery 14 (7-7), Quintana 14 (10-4), Butler 11 (6-5), Anderson 6 (3-3), Tseng 1 (1-0)

DH – Schwarber 8 (6-2), Jay 2 (1-1)

CUBS 2017 BATTING/PITCHING LEADERS

| | | | |
|--|------|---|------------|
| Batting Average: Kris Bryant..... | .295 | On-Base Percentage: Kris Bryant | .409 |
| Games: Anthony Rizzo..... | 157 | Pinch-Hits: Albert Almora Jr. | 14 |
| At-Bats: Anthony Rizzo..... | 572 | Pinch-Hit Homers: Five tied with | 1 |
| Runs Scored: Kris Bryant..... | 111 | Pinch-Hit RBI: Albert Almora Jr. | 10 |
| Hits: Kris Bryant..... | 162 | Victories: Jake Arrieta..... | 14 |
| Total Bases: Kris Bryant..... | 295 | ERA (starter - min. 20 GS): Kyle Hendricks..... | 3.03 |
| Extra-Base Hits: Kris Bryant | 71 | ERA (reliever - min. 50 IP): Wade Davis..... | 2.30 |
| Singles: Kris Bryant..... | 91 | Games: Carl Edwards Jr..... | 73 |
| Doubles: Kris Bryant..... | 38 | Games Started: Jon Lester..... | 32 |
| Triples: Kris Bryant and Jason Heyward | 4 | Complete Games: Jon Lester and Jose Quintana | 1 |
| Home Runs: Anthony Rizzo | 32 | Games Finished: Wade Davis | 56 |
| Runs Batted In: Anthony Rizzo | 109 | Saves: Wade Davis | 32 |
| Sacrifice Hits: Javier Baez, Jon Lester and Jose Quintana | 6 | Holds: Carl Edwards Jr..... | 25 |
| Sacrifice Flies: Kris Bryant..... | 6 | Innings Pitched (starter): Jon Lester | 180.2 |
| Walks: Kris Bryant..... | 95 | Innings Pitched (reliever): Carl Edwards Jr..... | 66.1 |
| Strikeouts: Kyle Schwarber..... | 150 | Strikeouts: Jon Lester..... | 180 |
| Stolen Bases: Javier Baez and Anthony Rizzo | 10 | Winning Percentage*: Jose Quintana..... | .700 (7-3) |
| Slugging Percentage: Kris Bryant..... | .537 | | |

*Minimum 10 Decisions

WRIGLEY FIELD 2017 WIND TRENDS

| | BLOWING IN (N, E, NE) | BLOWING OUT (S, W, SW) | CROSSWIND (SE, NW) | OVERALL |
|--------------------------|-----------------------|------------------------|--------------------|---------|
| GAMES | 40 | 16 | 25 | 81 |
| CUBS RECORD | 22-18 | 8-8 | 18-7 | 48-33 |
| CUBS RUNS | 179 | 102 | 155 | 436 |
| OPPONENTS RUNS | 158 | 113 | 98 | 369 |
| TOTAL RUNS SCORED | 337 | 215 | 253 | 805 |
| AVG/GAME | 8.4 | 13.4 | 10.1 | 9.9 |
| CUBS HOMERS | 44 | 35 | 37 | 116 |
| OPPONENTS HOMERS | 36 | 31 | 26 | 93 |

Cubs Pitching Statistics

| PITCHERS | W-L | ERA | G | GS | CG | GF | SHO | SV | IP | H | R | ER | HR | HB | BB | IBB | SO | WP | BK | AVG |
|------------------|--------------|-------------|------------|------------|----------|------------|-----------|-----------|---------------|-------------|------------|------------|------------|-----------|------------|-----------|-------------|-----------|----------|-------------|
| Arrieta,J | 14-10 | 3.53 | 30 | 30 | 0 | 0 | 0 | 0 | 168.1 | 150 | 82 | 66 | 23 | 10 | 55 | 3 | 163 | 14 | 0 | .235 |
| Davis,W | 4-2 | 2.30 | 59 | 0 | 0 | 56 | 0 | 32 | 58.2 | 39 | 16 | 15 | 6 | 3 | 28 | 1 | 79 | 7 | 0 | .186 |
| Duensing,B | 1-1 | 2.74 | 68 | 0 | 0 | 12 | 0 | 0 | 62.1 | 58 | 19 | 19 | 6 | 2 | 18 | 1 | 61 | 2 | 0 | .246 |
| Edwards,C | 5-4 | 2.98 | 73 | 0 | 0 | 8 | 0 | 0 | 66.1 | 29 | 22 | 22 | 6 | 4 | 38 | 2 | 94 | 4 | 0 | .134 |
| Grimm,J | 1-2 | 5.53 | 50 | 0 | 0 | 13 | 0 | 1 | 55.1 | 47 | 34 | 34 | 12 | 1 | 27 | 0 | 59 | 4 | 1 | .233 |
| Hendricks,K | 7-5 | 3.03 | 24 | 24 | 0 | 0 | 0 | 0 | 139.2 | 126 | 49 | 47 | 17 | 2 | 40 | 1 | 123 | 0 | 0 | .242 |
| Jay,J | 0-0 | 0.00 | 1 | 0 | 0 | 1 | 0 | 0 | 1.0 | 1 | 0 | 0 | 0 | 0 | 0 | 0 | 0 | 0 | 0 | .250 |
| Lackey,J | 12-12 | 4.59 | 31 | 30 | 0 | 0 | 0 | 0 | 170.2 | 165 | 93 | 87 | 36 | 12 | 53 | 3 | 149 | 11 | 2 | .252 |
| Lester,J | 13-8 | 4.33 | 32 | 32 | 1 | 0 | 0 | 0 | 180.2 | 179 | 101 | 87 | 26 | 4 | 60 | 3 | 180 | 3 | 0 | .259 |
| Maples,D | 0-0 | 10.13 | 6 | 0 | 0 | 1 | 0 | 0 | 5.1 | 6 | 6 | 6 | 0 | 0 | 6 | 0 | 11 | 1 | 0 | .286 |
| Martin,L | 0-0 | 27.00 | 1 | 0 | 0 | 1 | 0 | 0 | 0.2 | 3 | 2 | 2 | 1 | 0 | 0 | 0 | 0 | 0 | 0 | .600 |
| Montgomery,M | 7-8 | 3.38 | 44 | 14 | 0 | 11 | 0 | 3 | 130.2 | 103 | 52 | 49 | 10 | 8 | 55 | 4 | 100 | 7 | 0 | .219 |
| Pena,F | 1-0 | 5.24 | 25 | 0 | 0 | 15 | 0 | 0 | 34.1 | 35 | 21 | 20 | 8 | 2 | 18 | 1 | 37 | 3 | 0 | .259 |
| Quintana,J | 7-3 | 3.74 | 14 | 14 | 1 | 0 | 1 | 0 | 84.1 | 72 | 37 | 35 | 9 | 8 | 21 | 3 | 98 | 1 | 0 | .228 |
| Rondon,H | 4-1 | 4.24 | 61 | 0 | 0 | 14 | 0 | 0 | 57.1 | 50 | 30 | 27 | 10 | 1 | 20 | 0 | 69 | 3 | 0 | .233 |
| Strop,P | 5-4 | 2.83 | 69 | 0 | 0 | 8 | 0 | 0 | 60.1 | 45 | 22 | 19 | 4 | 3 | 26 | 1 | 65 | 7 | 1 | .206 |
| Tseng,J | 1-0 | 7.50 | 2 | 1 | 0 | 1 | 0 | 0 | 6.0 | 5 | 5 | 5 | 2 | 1 | 2 | 0 | 8 | 0 | 0 | .227 |
| Uehara,K | 3-4 | 3.98 | 49 | 0 | 0 | 10 | 0 | 2 | 43.0 | 38 | 21 | 19 | 7 | 0 | 12 | 3 | 50 | 0 | 0 | .232 |
| Wilson,J | 1-0 | 5.09 | 23 | 0 | 0 | 4 | 0 | 0 | 17.2 | 18 | 11 | 10 | 0 | 1 | 19 | 1 | 25 | 1 | 0 | .254 |
| Zastryzny,R | 0-0 | 8.31 | 4 | 0 | 0 | 0 | 0 | 0 | 13.0 | 19 | 13 | 12 | 2 | 1 | 7 | 0 | 11 | 0 | 0 | .352 |
| CHICAGO | 92-70 | 3.95 | 162 | 162 | 2 | 160 | 8 | 38 | 1447.1 | 1294 | 695 | 636 | 194 | 66 | 554 | 29 | 1439 | 73 | 4 | .238 |
| OPPONENTS | 70-92 | 4.77 | 162 | 162 | 1 | 161 | 10 | 41 | 1438.0 | 1402 | 822 | 762 | 223 | 82 | 622 | 54 | 1401 | 67 | 2 | .255 |

Cubs Starters and Relievers

| STARTERS | W-L | ERA | GS | CG | SHO | IP | H | R | ER | HR | BB | SO |
|---------------|--------------|-------------|------------|----------|----------|--------------|------------|------------|------------|------------|------------|------------|
| Anderson B | 2-2 | 8.18 | 6 | 0 | 0 | 22.0 | 34 | 22 | 20 | 2 | 12 | 16 |
| Arrieta J | 14-10 | 3.53 | 30 | 0 | 0 | 168.1 | 150 | 82 | 66 | 23 | 55 | 163 |
| Butler E | 4-3 | 3.86 | 11 | 0 | 0 | 51.1 | 47 | 22 | 22 | 3 | 27 | 29 |
| Hendricks K | 7-5 | 3.03 | 24 | 0 | 0 | 139.2 | 126 | 49 | 47 | 17 | 40 | 123 |
| Lackey J | 12-11 | 4.56 | 30 | 0 | 0 | 169.2 | 163 | 92 | 86 | 36 | 53 | 148 |
| Lester J | 13-8 | 4.33 | 32 | 1 | 0 | 180.2 | 179 | 101 | 87 | 26 | 60 | 180 |
| Montgomery M | 5-5 | 4.15 | 14 | 0 | 0 | 69.1 | 58 | 33 | 32 | 7 | 21 | 56 |
| Quintana J | 7-3 | 3.74 | 14 | 1 | 1 | 84.1 | 72 | 37 | 35 | 9 | 21 | 98 |
| Tseng J | 0-0 | 15 | 1 | 0 | 0 | 3.0 | 5 | 5 | 5 | 2 | 1 | 6 |
| TOTALS | 64-47 | 4.05 | 162 | 2 | 1 | 888.1 | 834 | 443 | 400 | 125 | 290 | 819 |

| RELIEVERS | W-L | ERA | G/1BR | GF | SV/OPP/H | IP | H | R | ER | HR | BB | SO | IR/IRS |
|---------------|--------------|-------------|----------------|------------|-----------------|--------------|------------|------------|------------|-----------|------------|------------|---------------|
| Butler E | 0-0 | 5.40 | 2/2 | 2 | 0/0/0 | 3.1 | 3 | 2 | 2 | 1 | 1 | 1 | 0/0 |
| Davis W | 4-2 | 2.30 | 59/42 | 56 | 32/33/0 | 58.2 | 39 | 16 | 15 | 6 | 28 | 79 | 5/2 |
| Duensing B | 1-1 | 2.74 | 68/54 | 12 | 0/1/13 | 62.1 | 58 | 19 | 19 | 6 | 18 | 61 | 33/5 |
| Edwards C | 5-4 | 2.98 | 73/51 | 8 | 0/4/25 | 66.1 | 29 | 22 | 22 | 6 | 38 | 94 | 36/9 |
| Floro D | 0-0 | 6.52 | 3/1 | 2 | 0/0/0 | 9.2 | 15 | 7 | 7 | 2 | 2 | 6 | 3/2 |
| Frankoff S | 0-1 | 9.00 | 1/0 | 0 | 0/0/0 | 2 | 4 | 2 | 2 | 1 | 0 | 2 | 0/0 |
| Grimm J | 1-2 | 5.53 | 50/34 | 13 | 1/3/4 | 55.1 | 47 | 34 | 34 | 12 | 27 | 59 | 26/11 |
| Jay J | 0-0 | 0.00 | 1/1 | 1 | 0/0/0 | 1 | 1 | 0 | 0 | 0 | 0 | 0 | 0/0 |
| Johnson P | 0-0 | 0.00 | 1/0 | 0 | 0/0/0 | 1 | 2 | 2 | 0 | 0 | 1 | 2 | 0/0 |
| Lackey J | 0-1 | 9.00 | 1/1 | 0 | 0/0/0 | 1 | 2 | 1 | 1 | 0 | 0 | 1 | 0/0 |
| Leathersich J | 0-0 | 27.00 | 1/0 | 0 | 0/0/0 | 0.2 | 1 | 2 | 2 | 0 | 4 | 1 | 2/2 |
| Maples D | 0-0 | 10.13 | 6/4 | 1 | 0/0/0 | 5.1 | 6 | 6 | 6 | 0 | 6 | 11 | 0/0 |
| Martin L | 0-0 | 27.00 | 1/0 | 1 | 0/0/0 | 0.2 | 3 | 2 | 2 | 1 | 0 | 0 | 2/2 |
| Montero M | 0-0 | 0.00 | 1/0 | 1 | 0/0/0 | 1 | 0 | 0 | 0 | 0 | 2 | 0 | 0/0 |
| Montgomery M | 2-3 | 2.49 | 30/23 | 11 | 3/3/1 | 61.1 | 45 | 19 | 17 | 3 | 34 | 44 | 10/1 |
| Pena F | 1-0 | 5.24 | 25/18 | 15 | 0/0/1 | 34.1 | 35 | 21 | 20 | 8 | 18 | 37 | 5/4 |
| Rondon H | 4-1 | 4.24 | 61/44 | 14 | 0/3/10 | 57.1 | 50 | 30 | 27 | 10 | 20 | 69 | 23/10 |
| Rosscup Z | 0-0 | 0.00 | 1/1 | 0 | 0/0/0 | 0.2 | 0 | 0 | 0 | 0 | 0 | 0 | 0/0 |
| Strop P | 5-4 | 2.83 | 69/50 | 8 | 0/4/21 | 60.1 | 45 | 22 | 19 | 4 | 26 | 65 | 40/13 |
| Tseng J | 1-0 | 0.00 | 1/1 | 1 | 0/0/0 | 3 | 0 | 0 | 0 | 0 | 1 | 2 | 0/0 |
| Uehara K | 3-4 | 3.98 | 49/31 | 10 | 2/5/14 | 43 | 38 | 21 | 19 | 7 | 12 | 50 | 10/5 |
| Wilson J | 1-0 | 5.09 | 23/10 | 4 | 0/1/1 | 17.2 | 18 | 11 | 10 | 0 | 19 | 25 | 7/3 |
| Zastryzny R | 0-0 | 8.31 | 4/3 | 0 | 0/0/0 | 13 | 19 | 13 | 12 | 2 | 7 | 11 | 0/0 |
| TOTALS | 28-23 | 3.80 | 531/371 | 160 | 38/57/90 | 559.0 | 460 | 252 | 236 | 69 | 264 | 620 | 202/69 |
| | | | 69.9% | | 66.7% | | | | | | | | 34.2% |

■ WRIGLEY FIELD GAMETIME WIND TRENDS – LAST FIVE SEASONS

| GAMETIME WIND DIRECTION | 2017 | 2016 | 2015 | 2014 | 2013 | 5-YEAR TOTALS | PERCENTAGES |
|-----------------------------|------|------|------|------|------|---------------|--------------------|
| No. Home Games | 81 | 81 | 81 | 81 | 81 | 405 | |
| Wind Blowing In (N, E, NE) | 40 | 48 | 45 | 47 | 54 | 234 | Blowing In: 57.8% |
| Wind Blowing Out (S, W, SW) | 16 | 19 | 21 | 22 | 18 | 96 | Blowing Out: 23.7% |
| Crosswind (SE, NW) | 25 | 14 | 14 | 12 | 9 | 74 | Crosswind: 18.3% |

*No wind at gametime, September 28, 2015 vs. Kansas City

Cubs Fielding Statistics

| PITCHERS | PCT | G | GS | PO | A | E | TC | DP | TP |
|--------------|-------|----|----|----|----|---|----|----|----|
| Anderson,B | .857 | 6 | 6 | 0 | 6 | 1 | 7 | 0 | 0 |
| Arrieta,J | .953 | 30 | 30 | 15 | 26 | 2 | 43 | 2 | 0 |
| Butler,E | 1.000 | 13 | 11 | 7 | 10 | 0 | 17 | 1 | 0 |
| Davis,W | 1.000 | 59 | 0 | 2 | 8 | 0 | 10 | 0 | 0 |
| Duensing,B | 1.000 | 68 | 0 | 11 | 6 | 0 | 17 | 1 | 0 |
| Edwards,C | 1.000 | 73 | 0 | 6 | 9 | 0 | 15 | 0 | 0 |
| Floro,D | 1.000 | 3 | 0 | 1 | 1 | 0 | 2 | 0 | 0 |
| Frankoff,S | .000 | 1 | 0 | 0 | 0 | 0 | 0 | 0 | 0 |
| Grimm,J | 1.000 | 50 | 0 | 5 | 5 | 0 | 10 | 0 | 0 |
| Hendricks,K | .979 | 24 | 24 | 17 | 29 | 1 | 47 | 3 | 0 |
| Jay,J | .000 | 1 | 0 | 0 | 0 | 0 | 0 | 0 | 0 |
| Johnson,P | .000 | 1 | 0 | 0 | 0 | 0 | 0 | 0 | 0 |
| Lackey,J | 1.000 | 31 | 30 | 27 | 15 | 0 | 42 | 1 | 0 |
| Leathersic,J | .000 | 1 | 0 | 0 | 0 | 0 | 0 | 0 | 0 |
| Lester,J | 1.000 | 32 | 32 | 14 | 23 | 0 | 37 | 1 | 0 |
| Maples,D | .000 | 6 | 0 | 0 | 0 | 0 | 0 | 0 | 0 |
| Martin,L | 1.000 | 1 | 0 | 1 | 0 | 0 | 1 | 0 | 0 |
| Montero,M | .000 | 1 | 0 | 0 | 0 | 0 | 0 | 0 | 0 |
| Montgomery,M | 1.000 | 44 | 14 | 5 | 23 | 0 | 28 | 3 | 0 |
| Pena,F | 1.000 | 25 | 0 | 2 | 5 | 0 | 7 | 0 | 0 |
| Quintana,J | .941 | 14 | 14 | 2 | 14 | 1 | 17 | 1 | 0 |
| Rondon,H | 1.000 | 61 | 0 | 5 | 4 | 0 | 9 | 1 | 0 |
| Rosscup,Z | 1.000 | 1 | 0 | 1 | 0 | 0 | 1 | 0 | 0 |
| Strop,P | .909 | 69 | 0 | 11 | 9 | 2 | 22 | 2 | 0 |
| Tseng,J | .000 | 2 | 1 | 0 | 0 | 1 | 1 | 0 | 0 |
| Uehara,K | 1.000 | 49 | 0 | 0 | 5 | 0 | 5 | 0 | 0 |
| Wilson,J | 1.000 | 23 | 0 | 1 | 0 | 0 | 1 | 0 | 0 |
| Zastryzny,R | 1.000 | 4 | 0 | 0 | 4 | 0 | 4 | 2 | 0 |

Pickoffs (12): Hendricks (6), Quintana (2), Arrieta, Lester, Montgomery, Peña

| FIRST BASEMEN | PCT | G | GS | PO | A | E | TC | DP | TP |
|---------------|-------|-----|-----|------|-----|---|------|-----|----|
| Avila,A | 1.000 | 3 | 1 | 8 | 1 | 0 | 9 | 1 | 0 |
| Baez,J | 1.000 | 4 | 0 | 1 | 0 | 0 | 1 | 1 | 0 |
| Bryant,K | 1.000 | 2 | 1 | 12 | 3 | 0 | 15 | 0 | 0 |
| Candelario,J | 1.000 | 1 | 1 | 6 | 1 | 0 | 7 | 1 | 0 |
| Caratini,V | 1.000 | 8 | 3 | 33 | 2 | 0 | 35 | 3 | 0 |
| Contreras,W | 1.000 | 5 | 1 | 17 | 3 | 0 | 20 | 4 | 0 |
| Davis,T | 1.000 | 2 | 0 | 9 | 0 | 0 | 9 | 0 | 0 |
| La Stella,T | .000 | 1 | 0 | 0 | 0 | 0 | 0 | 0 | 0 |
| Montero,M | 1.000 | 1 | 0 | 2 | 0 | 0 | 2 | 0 | 0 |
| Rizzo,A | .998 | 157 | 155 | 1222 | 150 | 3 | 1375 | 112 | 0 |
| Schwarber,K | .000 | 1 | 0 | 0 | 0 | 0 | 0 | 0 | 0 |
| Zobrist,B | 1.000 | 5 | 0 | 5 | 0 | 0 | 5 | 3 | 0 |

| SECOND BASEMEN | PCT | G | GS | PO | A | E | TC | DP | TP |
|----------------|-------|----|----|-----|-----|---|-----|----|----|
| Baez,J | .983 | 80 | 56 | 105 | 132 | 4 | 241 | 33 | 0 |
| Freeman,M | 1.000 | 3 | 0 | 1 | 0 | 0 | 1 | 0 | 0 |
| Happ,J | .983 | 44 | 28 | 39 | 79 | 2 | 120 | 13 | 0 |
| La Stella,T | .981 | 21 | 13 | 27 | 26 | 1 | 54 | 13 | 0 |
| Rizzo,A | 1.000 | 10 | 0 | 0 | 2 | 0 | 2 | 1 | 0 |
| Zobrist,B | .988 | 81 | 65 | 99 | 147 | 3 | 249 | 35 | 0 |

| THIRD BASEMEN | PCT | G | GS | PO | A | E | TC | DP | TP |
|---------------|-------|-----|-----|----|-----|----|-----|----|----|
| Baez,J | 1.000 | 8 | 4 | 8 | 11 | 0 | 19 | 2 | 0 |
| Bryant,K | .949 | 144 | 139 | 72 | 260 | 18 | 350 | 23 | 0 |
| Candelario,J | .962 | 9 | 7 | 8 | 17 | 1 | 26 | 2 | 0 |
| Contreras,W | 1.000 | 1 | 0 | 0 | 1 | 0 | 1 | 0 | 0 |
| Davis,T | 1.000 | 2 | 1 | 0 | 2 | 0 | 2 | 0 | 0 |
| Happ,J | 1.000 | 4 | 1 | 3 | 5 | 0 | 8 | 2 | 0 |
| La Stella,T | 1.000 | 18 | 10 | 9 | 14 | 0 | 23 | 0 | 0 |
| Rizzo,A | .000 | 1 | 0 | 0 | 0 | 0 | 0 | 0 | 0 |

| SHORTSTOP | PCT | G | GS | PO | A | E | TC | DP | TP |
|-----------|-------|-----|----|-----|-----|----|-----|----|----|
| Baez,J | .959 | 73 | 67 | 91 | 165 | 11 | 267 | 39 | 0 |
| Freeman,M | .938 | 10 | 4 | 10 | 20 | 2 | 32 | 4 | 0 |
| Rosscup,Z | .969 | 101 | 91 | 113 | 258 | 12 | 383 | 49 | 0 |
| Zobrist,B | 1.000 | 5 | 0 | 2 | 2 | 0 | 4 | 1 | 0 |

| OUTFIELDERS | PCT | G | GS | PO | A | E | TC | DP | TP |
|-------------|-------|-----|-----|-----|---|---|-----|----|----|
| Almora,A | .994 | 105 | 65 | 161 | 4 | 1 | 166 | 0 | 0 |
| Baez,J | .000 | 1 | 0 | 0 | 0 | 0 | 0 | 0 | 0 |
| Bryant,K | 1.000 | 9 | 8 | 18 | 0 | 0 | 18 | 0 | 0 |
| Caratini,V | .000 | 1 | 0 | 0 | 0 | 0 | 0 | 0 | 0 |
| Contreras,W | .750 | 6 | 3 | 3 | 0 | 1 | 4 | 0 | 0 |
| Happ,J | .981 | 82 | 60 | 100 | 4 | 2 | 106 | 0 | 0 |
| Heyward,J | .992 | 124 | 116 | 230 | 6 | 2 | 238 | 5 | 0 |
| Jay,J | 1.000 | 111 | 86 | 138 | 3 | 0 | 141 | 0 | 0 |
| Martin,L | 1.000 | 12 | 1 | 8 | 0 | 0 | 8 | 0 | 0 |
| Rizzo,A | .000 | 1 | 0 | 0 | 0 | 0 | 0 | 0 | 0 |
| Schwarber,K | .967 | 110 | 101 | 141 | 7 | 5 | 153 | 1 | 0 |
| Szczur,M | 1.000 | 7 | 2 | 6 | 0 | 0 | 6 | 0 | 0 |
| Zagunis,M | 1.000 | 4 | 4 | 5 | 0 | 0 | 5 | 0 | 0 |
| Zobrist,B | 1.000 | 61 | 40 | 82 | 0 | 0 | 82 | 0 | 0 |

Caught Stealing: Avila (6-of-22) ... Caratini (2-of-8) ... Contreras (20-of-81) ... Davis (0-of-2) ... Montero (0-of-31) ... Rivera (2-of-7) ... Schwarber (0-of-0)

MAJOR LEAGUE STANDINGS

| N.L. CENTRAL | W-L | PCT | GB | N.L. EAST | W-L | PCT | GB | N.L. WEST | W-L | PCT | GB |
|--------------|--------|------|----|--------------|-------|------|----|---------------|--------|------|----|
| CHICAGO | 92-70 | .568 | - | WASHINGTON | 97-65 | .599 | - | LOS ANGELES | 104-58 | .642 | - |
| MILWAUKEE | 86-76 | .531 | 6 | MIAMI | 77-85 | .475 | 20 | ARIZONA | 93-69 | .574 | 11 |
| ST. LOUIS | 83-79 | .512 | 9 | ATLANTA | 72-90 | .444 | 25 | COLORADO | 87-75 | .537 | 17 |
| PITTSBURGH | 75-87 | .463 | 17 | NEW YORK | 70-92 | .432 | 27 | SAN DIEGO | 71-91 | .438 | 33 |
| CINCINNATI | 68-94 | .420 | 24 | PHILADELPHIA | 66-96 | .407 | 31 | SAN FRANCISCO | 64-98 | .395 | 40 |
| A.L. CENTRAL | W-L | PCT | GB | A.L. EAST | W-L | PCT | GB | A.L. WEST | W-L | PCT | GB |
| CLEVELAND | 102-60 | .630 | - | BOSTON | 93-69 | .574 | - | HOUSTON | 101-61 | .623 | - |
| MINNESOTA | 85-77 | .525 | 17 | NEW YORK | 91-71 | .562 | 2 | LOS ANGELES | 80-82 | .494 | 21 |
| KANSAS CITY | 80-82 | .494 | 22 | TAMPA BAY | 80-82 | .494 | 13 | SEATTLE | 78-84 | .481 | 23 |
| CHICAGO | 67-95 | .414 | 35 | TORONTO | 76-86 | .469 | 17 | TEXAS | 78-84 | .481 | 23 |
| DETROIT | 64-98 | .395 | 38 | BALTIMORE | 75-87 | .463 | 18 | OAKLAND | 75-87 | .463 | 26 |

National League Batting/Pitching/Fieling

| CLUBS | AVG | G | AB | R | H | TB | 2B | 3B | HR | RBI | SH | SF | HP | BB | IBB | SO | SB | CS | GDP | LOB | SLG | OBP |
|----------------|-------------|------------|--------------|------------|--------------|-------------|-------------|-----------|--------------|------------|------------|-----------|-------------|-----------|--------------|-----------|-------------|------------|--------------|-------------|-------------|------|
| COLORADO | .273 | 162 | 5534 | 824 | 1510 | 2455 | 293 | 38 | 192 | 793 | 62 | 41 | 44 | 519 | 46 | 1408 | 59 | 34 | 143 | 1088 | .444 | .338 |
| MIAMI | .267 | 162 | 5602 | 778 | 1497 | 2412 | 271 | 31 | 194 | 743 | 50 | 41 | 67 | 486 | 48 | 1282 | 91 | 30 | 119 | 1130 | .431 | .331 |
| WASHINGTON | .266 | 162 | 5553 | 819 | 1477 | 2495 | 311 | 31 | 215 | 796 | 43 | 45 | 31 | 542 | 56 | 1327 | 108 | 30 | 116 | 1101 | .449 | .332 |
| ATLANTA | .263 | 162 | 5584 | 732 | 1467 | 2303 | 289 | 26 | 165 | 706 | 59 | 32 | 66 | 474 | 57 | 1184 | 77 | 31 | 137 | 1127 | .412 | .326 |
| ST. LOUIS | .256 | 162 | 5470 | 761 | 1402 | 2330 | 284 | 28 | 196 | 728 | 47 | 44 | 65 | 593 | 36 | 1348 | 80 | 32 | 139 | 1118 | .426 | .334 |
| CHICAGO | .255 | 162 | 5496 | 822 | 1402 | 2403 | 274 | 29 | 223 | 785 | 48 | 32 | 62 | 54 | 1401 | 62 | 31 | 134 | 1147 | .437 | .338 | |
| ARIZONA | .254 | 162 | 5525 | 812 | 1405 | 2457 | 314 | 39 | 220 | 776 | 39 | 27 | 54 | 578 | 44 | 1456 | 103 | 30 | 106 | 1118 | .445 | .329 |
| CINCINNATI | .253 | 162 | 5484 | 753 | 1390 | 2372 | 249 | 38 | 219 | 715 | 50 | 42 | 72 | 565 | 41 | 1329 | 120 | 39 | 116 | 1135 | .433 | .329 |
| NEW YORK | .250 | 162 | 5510 | 735 | 1379 | 2393 | 286 | 28 | 224 | 713 | 36 | 37 | 57 | 529 | 31 | 1291 | 58 | 23 | 118 | 1099 | .434 | .320 |
| PHILADELPHIA | .250 | 162 | 5535 | 690 | 1382 | 2263 | 287 | 36 | 174 | 654 | 21 | 36 | 47 | 494 | 25 | 1417 | 59 | 25 | 128 | 1079 | .409 | .315 |
| MILWAUKEE | .249 | 162 | 5467 | 732 | 1363 | 2346 | 267 | 22 | 224 | 695 | 42 | 26 | 53 | 547 | 34 | 1571 | 128 | 41 | 116 | 1088 | .429 | .322 |
| LOS ANGELES | .249 | 162 | 5408 | 770 | 1347 | 2362 | 312 | 20 | 221 | 730 | 31 | 38 | 64 | 649 | 41 | 1380 | 77 | 28 | 119 | 1146 | .437 | .334 |
| SAN FRANCISCO | .249 | 162 | 5551 | 639 | 1382 | 2112 | 290 | 28 | 128 | 612 | 31 | 52 | 36 | 467 | 37 | 1204 | 76 | 34 | 136 | 1093 | .380 | .309 |
| PITTSBURGH | .244 | 162 | 5458 | 668 | 1331 | 2105 | 249 | 36 | 151 | 635 | 42 | 28 | 88 | 519 | 39 | 1213 | 67 | 36 | 120 | 1129 | .386 | .318 |
| SAN DIEGO | .234 | 162 | 5356 | 604 | 1251 | 2107 | 227 | 31 | 189 | 576 | 52 | 33 | 53 | 460 | 20 | 1499 | 89 | 33 | 99 | 1037 | .393 | .299 |
| TOTALS | .254 | | 82533 | | 20985 | | 4203 | | 2935 | | 653 | | 879 | | 609 | | 1254 | | 1846 | | .423 | |
| | 1215 | | 11139 | | 34915 | | 461 | | 10657 | | 554 | | 8044 | | 20310 | | 477 | | 16635 | | .325 | |

| CLUBS | W-L | ERA | G | CG | SHO | REL | SV | IP | H | R | ER | HR | HB | BB | IBB | SO | WP | BK | AVG |
|----------------|------------------|-------------|-------------|-----------|------------|-------------|------------|----------------|--------------|--------------|--------------|-------------|------------|-------------|------------|--------------|------------|-----------|-------------|
| LOS ANGELES | 104-58 | 3.38 | 162 | 2 | 16 | 536 | 51 | 1444.2 | 1226 | 580 | 543 | 184 | 40 | 442 | 33 | 1549 | 40 | 10 | .228 |
| ARIZONA | 93-69 | 3.66 | 162 | 2 | 11 | 513 | 43 | 1441.0 | 1309 | 659 | 586 | 171 | 38 | 516 | 45 | 1482 | 82 | 5 | .240 |
| WASHINGTON | 97-65 | 3.88 | 162 | 3 | 5 | 487 | 46 | 1446.2 | 1300 | 672 | 623 | 189 | 60 | 495 | 39 | 1457 | 44 | 5 | .239 |
| CHICAGO | 92-70 | 3.95 | 162 | 2 | 8 | 531 | 38 | 1447.1 | 1294 | 695 | 636 | 194 | 66 | 554 | 29 | 1439 | 73 | 4 | .238 |
| MILWAUKEE | 86-76 | 4.00 | 162 | 1 | 12 | 550 | 54 | 1445.2 | 1381 | 697 | 642 | 185 | 64 | 553 | 45 | 1346 | 50 | 2 | .252 |
| ST. LOUIS | 83-79 | 4.01 | 162 | 3 | 12 | 546 | 43 | 1450.1 | 1393 | 705 | 646 | 183 | 67 | 493 | 50 | 1351 | 38 | 0 | .253 |
| PITTSBURGH | 75-87 | 4.22 | 162 | 2 | 12 | 502 | 36 | 1440.2 | 1464 | 731 | 676 | 182 | 58 | 511 | 32 | 1262 | 58 | 2 | .264 |
| SAN FRANCISCO | 64-98 | 4.50 | 162 | 3 | 5 | 502 | 32 | 1452.0 | 1515 | 776 | 726 | 182 | 50 | 496 | 42 | 1234 | 55 | 3 | .268 |
| COLORADO | 87-75 | 4.51 | 162 | 1 | 9 | 549 | 47 | 1437.2 | 1453 | 757 | 721 | 190 | 50 | 532 | 20 | 1270 | 69 | 10 | .264 |
| PHILADELPHIA | 66-96 | 4.55 | 162 | 1 | 7 | 506 | 33 | 1441.0 | 1471 | 782 | 729 | 221 | 63 | 527 | 39 | 1309 | 50 | 11 | .265 |
| SAN DIEGO | 71-91 | 4.67 | 162 | 2 | 12 | 517 | 45 | 1430.2 | 1417 | 816 | 742 | 226 | 75 | 554 | 28 | 1325 | 73 | 11 | .259 |
| ATLANTA | 72-90 | 4.72 | 162 | 0 | 6 | 530 | 36 | 1441.1 | 1463 | 821 | 756 | 192 | 70 | 584 | 39 | 1258 | 58 | 5 | .263 |
| MIAMI | 77-85 | 4.82 | 162 | 1 | 7 | 580 | 34 | 1442.2 | 1450 | 822 | 772 | 193 | 75 | 627 | 59 | 1202 | 57 | 3 | .263 |
| NEW YORK | 70-92 | 5.01 | 162 | 2 | 5 | 568 | 34 | 1434.2 | 1538 | 863 | 799 | 220 | 55 | 593 | 51 | 1374 | 55 | 5 | .273 |
| CINCINNATI | 68-94 | 5.17 | 162 | 2 | 8 | 504 | 33 | 1430.0 | 1442 | 869 | 821 | 248 | 77 | 631 | 37 | 1300 | 62 | 7 | .263 |
| TOTALS | 1205-1225 | 4.34 | 1215 | 27 | 135 | 7921 | 605 | 21626.1 | 21116 | 11245 | 10418 | 2960 | 908 | 8108 | 588 | 20158 | 864 | 83 | .256 |

| CLUBS | PCT | G | PO | A | E | TC | DP | TP | PB |
|----------------|-------------|-------------|--------------|--------------|-------------|--------------|-------------|----------|------------|
| MIAMI | .988 | 162 | 4328 | 1554 | 73 | 5955 | 156 | 0 | 12 |
| COLORADO | .987 | 162 | 4313 | 1730 | 77 | 6120 | 168 | 0 | 18 |
| CINCINNATI | .986 | 162 | 4290 | 1623 | 81 | 5994 | 132 | 1 | 9 |
| PHILADELPHIA | .986 | 162 | 4323 | 1497 | 82 | 5902 | 145 | 1 | 17 |
| SAN FRANCISCO | .985 | 162 | 4356 | 1522 | 87 | 5965 | 127 | 0 | 6 |
| WASHINGTON | .985 | 162 | 4340 | 1434 | 86 | 5860 | 139 | 0 | 10 |
| LOS ANGELES | .985 | 162 | 4334 | 1367 | 88 | 5789 | 131 | 0 | 19 |
| ST. LOUIS | .984 | 162 | 4351 | 1594 | 94 | 6039 | 164 | 0 | 7 |
| CHICAGO | .984 | 162 | 4342 | 1656 | 95 | 6093 | 139 | 0 | 13 |
| NEW YORK | .984 | 162 | 4304 | 1456 | 92 | 5852 | 125 | 0 | 7 |
| ATLANTA | .984 | 162 | 4324 | 1578 | 97 | 5999 | 137 | 0 | 20 |
| PITTSBURGH | .984 | 162 | 4322 | 1662 | 99 | 6083 | 156 | 0 | 15 |
| ARIZONA | .982 | 162 | 4323 | 1604 | 108 | 6035 | 140 | 0 | 12 |
| SAN DIEGO | .981 | 162 | 4292 | 1623 | 113 | 6028 | 177 | 0 | 8 |
| MILWAUKEE | .981 | 162 | 4337 | 1624 | 115 | 6076 | 164 | 0 | 11 |
| TOTALS | .985 | 1215 | 64879 | 23524 | 1387 | 89790 | 2200 | 2 | 184 |

■ UNDER REVIEW

2017 marked the fourth season of major league baseball's expanded replay system, including manager challenges. In total there were 1,395 reviews in the 2017 regular season with an average review time of 1:28. Below is a breakdown of Cubs manager challenges:

Cubs Replay Review Statistics by Year

| Year | Total | Overturned | Confirmed | Stands |
|----------------|------------|------------------|-----------|-----------|
| 2017 | 56 | 28 (50%) | 12 | 16 |
| 2016 | 45 | 21 (47%) | 8 | 16 |
| 2015 | 50 | 28 (56%) | 11 | 11 |
| 2014 | 56 | 25 (45%) | 10 | 21 |
| OVERALL | 207 | 102 (49%) | 41 | 64 |

National League Batting Rankings

| CLUBS | AVG | G | AB | R | H | TB | 2B | 3B | HR | RBI | SH | SF | HP | BB | IBB | SO | SB | CS | GDP | LOB | SLG | OBP |
|----------------|----------|----------|----------|----------|----------|----------|-----------|----------|----------|----------|----------|-----------|----------|----------|----------|-----------|-----------|----------|-----------|-----------|----------|----------|
| ARIZONA | 7 | 1 | 7 | 4 | 5 | 2 | 1 | 1 | 5 | 4 | 11 | 14 | 9 | 4 | 6 | 13 | 4 | 4 | 2 | 8 | 2 | 7 |
| ATLANTA | 4 | 1 | 2 | 10 | 4 | 11 | 6 | 13 | 13 | 10 | 2 | 11 | 5 | 13 | 1 | 1 | 8 | 7 | 13 | 10 | 11 | 9 |
| CHICAGO | 6 | 1 | 9 | 2 | 6 | 5 | 10 | 9 | 3 | 3 | 6 | 11 | 2 | 2 | 3 | 10 | 12 | 7 | 11 | 15 | 4 | 1 |
| CINCINNATI | 8 | 1 | 10 | 8 | 8 | 7 | 13 | 2 | 6 | 8 | 4 | 4 | 3 | 5 | 7 | 7 | 2 | 14 | 3 | 13 | 7 | 8 |
| COLORADO | 1 | 1 | 6 | 1 | 1 | 3 | 4 | 2 | 10 | 2 | 1 | 5 | 13 | 9 | 5 | 11 | 13 | 11 | 15 | 3 | 3 | 2 |
| LOS ANGELES | 12 | 1 | 14 | 6 | 13 | 8 | 2 | 15 | 4 | 6 | 13 | 7 | 7 | 1 | 7 | 9 | 8 | 3 | 7 | 14 | 5 | 3 |
| MIAMI | 2 | 1 | 1 | 5 | 2 | 4 | 11 | 6 | 9 | 5 | 4 | 5 | 4 | 12 | 4 | 4 | 5 | 4 | 7 | 12 | 8 | 6 |
| MILWAUKEE | 11 | 1 | 12 | 10 | 12 | 9 | 12 | 14 | 1 | 11 | 9 | 15 | 10 | 6 | 12 | 15 | 1 | 15 | 3 | 3 | 9 | 10 |
| NEW YORK | 9 | 1 | 8 | 9 | 11 | 6 | 8 | 10 | 1 | 9 | 12 | 8 | 8 | 8 | 13 | 5 | 15 | 1 | 6 | 6 | 6 | 11 |
| PHILADELPHIA | 10 | 1 | 5 | 12 | 9 | 12 | 7 | 4 | 12 | 12 | 15 | 9 | 12 | 11 | 14 | 12 | 13 | 2 | 10 | 2 | 12 | 13 |
| PITTSBURGH | 14 | 1 | 13 | 13 | 14 | 15 | 13 | 4 | 14 | 13 | 9 | 13 | 1 | 9 | 9 | 3 | 11 | 13 | 9 | 11 | 14 | 12 |
| SAN DIEGO | 15 | 1 | 15 | 15 | 15 | 14 | 15 | 6 | 11 | 15 | 3 | 10 | 10 | 15 | 15 | 14 | 6 | 10 | 1 | 1 | 13 | 15 |
| SAN FRANCISCO | 13 | 1 | 4 | 14 | 9 | 13 | 5 | 10 | 15 | 14 | 13 | 1 | 14 | 14 | 10 | 2 | 10 | 11 | 12 | 5 | 15 | 14 |
| ST. LOUIS | 5 | 1 | 11 | 7 | 6 | 10 | 9 | 10 | 8 | 7 | 7 | 3 | 6 | 3 | 11 | 8 | 7 | 9 | 14 | 8 | 10 | 4 |
| WASHINGTON | 3 | 1 | 3 | 3 | 3 | 1 | 3 | 6 | 7 | 1 | 8 | 2 | 15 | 7 | 2 | 6 | 3 | 4 | 3 | 7 | 1 | 5 |

National League Pitching Rankings

| CLUBS | W | L | ERA | G | CG | SHO | REL | SV | IP | H | R | ER | HR | HB | BB | IBB | SO | WP | BK |
|----------------|----------|-----------|----------|----------|----------|----------|----------|----------|----------|----------|----------|----------|-----------|-----------|-----------|----------|----------|-----------|----------|
| ARIZONA | 3 | 13 | 2 | 1 | 4 | 6 | 10 | 6 | 9 | 4 | 2 | 2 | 1 | 1 | 6 | 11 | 2 | 15 | 7 |
| ATLANTA | 10 | 6 | 12 | 1 | 15 | 12 | 8 | 9 | 8 | 11 | 12 | 12 | 9 | 12 | 12 | 7 | 13 | 9 | 7 |
| CHICAGO | 4 | 12 | 4 | 1 | 4 | 8 | 7 | 8 | 3 | 2 | 4 | 4 | 11 | 10 | 10 | 3 | 4 | 13 | 6 |
| CINCINNATI | 13 | 3 | 15 | 1 | 4 | 8 | 12 | 13 | 15 | 8 | 15 | 15 | 15 | 15 | 15 | 6 | 10 | 11 | 11 |
| COLORADO | 5 | 11 | 9 | 1 | 11 | 7 | 4 | 3 | 12 | 10 | 8 | 8 | 8 | 3 | 8 | 1 | 11 | 12 | 12 |
| LOS ANGELES | 1 | 15 | 1 | 1 | 4 | 1 | 6 | 2 | 6 | 1 | 1 | 5 | 2 | 1 | 5 | 1 | 2 | 12 | 2 |
| MIAMI | 8 | 8 | 13 | 1 | 11 | 10 | 1 | 11 | 7 | 9 | 13 | 13 | 10 | 13 | 14 | 15 | 15 | 8 | 4 |
| MILWAUKEE | 6 | 10 | 5 | 1 | 11 | 2 | 3 | 1 | 5 | 5 | 5 | 5 | 6 | 9 | 9 | 11 | 7 | 4 | 2 |
| NEW YORK | 12 | 4 | 14 | 1 | 4 | 13 | 2 | 11 | 13 | 15 | 14 | 14 | 12 | 5 | 13 | 14 | 5 | 6 | 7 |
| PHILADELPHIA | 14 | 2 | 10 | 1 | 11 | 10 | 11 | 13 | 9 | 13 | 10 | 10 | 13 | 8 | 7 | 7 | 9 | 4 | 14 |
| PITTSBURGH | 9 | 7 | 7 | 1 | 4 | 2 | 13 | 9 | 11 | 12 | 7 | 7 | 2 | 6 | 5 | 4 | 12 | 9 | 2 |
| SAN DIEGO | 11 | 5 | 11 | 1 | 4 | 2 | 9 | 5 | 14 | 7 | 11 | 11 | 14 | 13 | 10 | 2 | 8 | 13 | 14 |
| SAN FRANCISCO | 15 | 1 | 8 | 1 | 1 | 13 | 13 | 15 | 1 | 14 | 9 | 9 | 2 | 3 | 4 | 10 | 14 | 6 | 4 |
| ST. LOUIS | 7 | 9 | 6 | 1 | 1 | 2 | 5 | 6 | 2 | 6 | 6 | 6 | 4 | 11 | 2 | 13 | 6 | 1 | 1 |
| WASHINGTON | 2 | 14 | 3 | 1 | 1 | 13 | 15 | 4 | 4 | 3 | 3 | 3 | 7 | 7 | 3 | 7 | 3 | 3 | 7 |

National League Miscellaneous

| CLUBS | VS. LHS | VS. RHS | GRASS | TURF | DAY | NIGHT | 1-RUN | X-INN | VS. AL | TWINBILLS | HOME | ROAD |
|----------------|--------------|--------------|--------------|------------|--------------|--------------|--------------|------------|-------------|--------------|------------------|------------------|
| ARIZONA | 25-17 | 68-52 | 93-69 | 0-0 | 28-21 | 65-48 | 29-23 | 9-3 | 12-8 | 0-0-0 | 2,134,375 | 2,587,065 |
| ATLANTA | 15-15 | 57-75 | 70-90 | 2-0 | 22-27 | 50-63 | 19-24 | 6-8 | 911 | 1-0-1 | 2,505,252 | 2,309,180 |
| CHICAGO | 21-14 | 71-56 | 91-69 | 1-1 | 37-36 | 55-34 | 26-17 | 7-3 | 12-8 | 0-0-0 | 3,199,562 | 2,791,299 |
| CINCINNATI | 9-29 | 59-65 | 67-89 | 1-5 | 25-36 | 43-58 | 13-22 | 3-7 | 5-15 | 0-0-0 | 1,836,917 | 2,599,638 |
| COLORADO | 28-20 | 59-55 | 87-75 | 0-0 | 35-23 | 52-52 | 21-14 | 2-3 | 10-10 | 0-0-0 | 2,953,650 | 2,476,640 |
| LOS ANGELES | 33-15 | 71-43 | 104-58 | 0-0 | 30-14 | 74-44 | 25-19 | 8-4 | 16-4 | 0-0-0 | 3,765,856 | 2,719,921 |
| MIAMI | 13-21 | 64-64 | 76-84 | 1-1 | 23-25 | 54-60 | 18-22 | 6-5 | 9-11 | 1-0-0 | 1,651,997 | 2,332,863 |
| MILWAUKEE | 17-17 | 69-59 | 82-75 | 4-1 | 32-29 | 54-47 | 25-22 | 5-11 | 11-9 | 0-0-0 | 2,558,722 | 2,473,001 |
| NEW YORK | 15-23 | 55-69 | 70-92 | 0-0 | 14-33 | 56-59 | 21-24 | 3-8 | 7-13 | 0-0-1 | 2,460,622 | 2,460,154 |
| PHILADELPHIA | 24-21 | 42-75 | 66-96 | 0-0 | 26-30 | 40-66 | 21-36 | 7-10 | 5-15 | 0-2-0 | 1,905,354 | 2,506,150 |
| PITTSBURGH | 17-24 | 58-63 | 74-85 | 1-2 | 28-22 | 47-65 | 20-24 | 8-9 | 10-10 | 0-0-0 | 1,919,447 | 2,643,274 |
| SAN DIEGO | 19-27 | 52-64 | 71-91 | 0-0 | 19-31 | 52-60 | 19-19 | 4-7 | 8-12 | 0-0-0 | 2,138,491 | 2,605,120 |
| SAN FRANCISCO | 18-30 | 46-68 | 64-98 | 0-0 | 22-35 | 42-63 | 23-24 | 12-7 | 8-12 | 0-0-0 | 3,303,652 | 2,541,497 |
| ST. LOUIS | 19-16 | 64-63 | 83-79 | 0-0 | 26-27 | 57-52 | 24-29 | 5-9 | 8-12 | 0-0-0 | 3,447,937 | 2,537,288 |
| WASHINGTON | 22-15 | 75-50 | 97-65 | 0-0 | 27-29 | 70-36 | 30-21 | 7-4 | 10-10 | 0-0-0 | 2,524,980 | 2,427,389 |

■ SWEEPS – LAST TIME IT HAPPENED

Last 3-Game Sweep at Wrigley Field.....9/15-17/17 vs. St. Louis
 Last 3-Game Sweep on Road.....7/17-19/17 at Atlanta
 Last 4-Game Sweep at Wrigley Field.....8/16-18/16 vs. Milwaukee
 Last 4-Game Sweep on Road.....7/30-8/2/15 at Milwaukee

American League Batting/Pitching/Fielding

| CLUBS | AVG | G | AB | R | H | TB | 2B | 3B | HR | RBI | SH | SF | HP | BB | IBB | SO | SB | CS | GDP | LOB | SLG | OBP |
|---------------|-------------|-----|--------------|--------------|--------------|--------------|-------------|------------|--------------|-------------|------------|------------|------------|------------|--------------|-------------|------------|-------------|--------------|-------------|-------------|------|
| HOUSTON | .282 | 162 | 5611 | 896 | 1581 | 2681 | 346 | 20 | 238 | 854 | 11 | 61 | 70 | 509 | 27 | 1087 | 98 | 42 | 139 | 1094 | .478 | .346 |
| CLEVELAND | .263 | 162 | 5511 | 818 | 1449 | 2476 | 333 | 29 | 212 | 780 | 23 | 45 | 50 | 604 | 30 | 1153 | 88 | 23 | 125 | 1158 | .449 | .339 |
| NEW YORK | .262 | 162 | 5594 | 858 | 1463 | 2498 | 266 | 23 | 241 | 821 | 18 | 56 | 64 | 616 | 22 | 1386 | 90 | 22 | 119 | 1184 | .447 | .339 |
| BALTIMORE | .260 | 162 | 5650 | 743 | 1469 | 2458 | 269 | 12 | 232 | 713 | 10 | 37 | 50 | 392 | 12 | 1412 | 32 | 13 | 138 | 1041 | .435 | .312 |
| MINNESOTA | .260 | 162 | 5557 | 815 | 1443 | 2409 | 286 | 31 | 206 | 781 | 26 | 39 | 46 | 593 | 26 | 1342 | 95 | 28 | 105 | 1147 | .434 | .334 |
| KANSAS CITY | .259 | 162 | 5536 | 702 | 1436 | 2323 | 260 | 24 | 193 | 660 | 17 | 37 | 45 | 390 | 19 | 1166 | 91 | 31 | 160 | 1005 | .420 | .311 |
| SEATTLE | .259 | 162 | 5551 | 750 | 1436 | 2351 | 281 | 17 | 200 | 714 | 14 | 35 | 78 | 487 | 31 | 1267 | 89 | 35 | 131 | 1084 | .424 | .325 |
| DETROIT | .258 | 162 | 5556 | 735 | 1435 | 2355 | 289 | 35 | 187 | 699 | 11 | 27 | 52 | 503 | 21 | 1313 | 65 | 34 | 128 | 1104 | .424 | .324 |
| BOSTON | .258 | 162 | 5669 | 785 | 1461 | 2305 | 302 | 19 | 168 | 735 | 9 | 36 | 53 | 571 | 48 | 1224 | 106 | 31 | 141 | 1134 | .407 | .329 |
| CHICAGO | .256 | 162 | 5513 | 706 | 1412 | 2300 | 256 | 37 | 186 | 670 | 35 | 33 | 76 | 401 | 17 | 1397 | 71 | 31 | 124 | 1055 | .417 | .314 |
| OAKLAND | .246 | 162 | 5464 | 739 | 1344 | 2381 | 305 | 15 | 234 | 708 | 13 | 40 | 43 | 565 | 15 | 1491 | 57 | 22 | 129 | 1075 | .436 | .319 |
| TAMPA BAY | .245 | 162 | 5478 | 694 | 1340 | 2314 | 226 | 32 | 228 | 671 | 16 | 48 | 55 | 545 | 33 | 1538 | 88 | 34 | 115 | 1114 | .422 | .317 |
| TEXAS | .244 | 162 | 5430 | 799 | 1326 | 2334 | 255 | 21 | 237 | 756 | 27 | 39 | 81 | 544 | 18 | 1493 | 113 | 44 | 110 | 1015 | .430 | .320 |
| LOS ANGELES | .243 | 162 | 5415 | 710 | 1314 | 2151 | 251 | 14 | 186 | 678 | 17 | 46 | 70 | 523 | 30 | 1198 | 136 | 44 | 141 | 1033 | .397 | .315 |
| TORONTO | .240 | 162 | 5499 | 693 | 1320 | 2265 | 269 | 5 | 222 | 661 | 25 | 35 | 51 | 542 | 12 | 1327 | 53 | 24 | 153 | 1064 | .412 | .312 |
| TOTALS | .256 | | 83034 | 11443 | 21229 | 35601 | 4194 | 334 | 10901 | 3170 | 272 | 614 | 884 | 361 | 19794 | 1272 | 458 | 1958 | 16307 | .429 | .324 | |

| CLUBS | W-L | ERA | G | CG | SHO | REL | SV | IP | H | R | ER | HR | HB | BB | IBB | SO | WP | BK | AVG |
|---------------|------------------|-------------|-------------|-----------|------------|-------------|------------|----------------|--------------|--------------|--------------|-------------|------------|-------------|------------|--------------|------------|-----------|------------|
| CLEVELAND | 102-60 | 3.30 | 162 | 7 | 19 | 497 | 37 | 1440.2 | 1267 | 564 | 529 | 163 | 45 | 406 | 15 | 1614 | 48 | 1 | 236 |
| BOSTON | 93-69 | 3.70 | 162 | 5 | 11 | 515 | 39 | 1482.1 | 1384 | 668 | 610 | 195 | 49 | 465 | 18 | 1580 | 43 | 3 | 245 |
| NEW YORK | 91-71 | 3.72 | 162 | 2 | 7 | 477 | 36 | 1448.2 | 1248 | 660 | 599 | 192 | 53 | 504 | 18 | 1560 | 83 | 4 | 228 |
| TAMPA BAY | 80-82 | 3.97 | 162 | 0 | 9 | 511 | 53 | 1445.0 | 1324 | 704 | 638 | 193 | 48 | 503 | 37 | 1352 | 83 | 4 | 242 |
| HOUSTON | 101-61 | 4.12 | 162 | 1 | 9 | 519 | 45 | 1446.0 | 1314 | 700 | 662 | 192 | 70 | 522 | 17 | 1593 | 86 | 4 | 240 |
| LOS ANGELES | 80-82 | 4.20 | 162 | 1 | 10 | 543 | 43 | 1440.2 | 1373 | 709 | 672 | 224 | 44 | 470 | 25 | 1312 | 57 | 6 | 251 |
| TORONTO | 76-86 | 4.42 | 162 | 2 | 6 | 578 | 45 | 1465.0 | 1460 | 784 | 720 | 203 | 48 | 549 | 25 | 1372 | 53 | 4 | 258 |
| SEATTLE | 78-84 | 4.46 | 162 | 1 | 9 | 527 | 39 | 1440.1 | 1399 | 772 | 713 | 237 | 53 | 490 | 28 | 1244 | 73 | 7 | 254 |
| MINNESOTA | 85-77 | 4.59 | 162 | 6 | 11 | 520 | 42 | 1436.0 | 1487 | 788 | 732 | 224 | 69 | 483 | 37 | 1166 | 52 | 8 | 266 |
| KANSAS CITY | 80-82 | 4.61 | 162 | 1 | 6 | 538 | 39 | 1437.2 | 1480 | 791 | 737 | 196 | 52 | 519 | 24 | 1216 | 48 | 6 | 265 |
| TEXAS | 78-84 | 4.66 | 162 | 2 | 6 | 464 | 29 | 1434.1 | 1443 | 816 | 742 | 214 | 74 | 559 | 22 | 1107 | 63 | 7 | 261 |
| OAKLAND | 75-87 | 4.67 | 162 | 1 | 6 | 525 | 35 | 1431.0 | 1444 | 826 | 743 | 210 | 61 | 502 | 17 | 1202 | 84 | 3 | 261 |
| CHICAGO | 67-95 | 4.78 | 162 | 0 | 3 | 520 | 25 | 1421.2 | 1384 | 820 | 755 | 242 | 68 | 632 | 36 | 1193 | 67 | 5 | 254 |
| BALTIMORE | 75-87 | 4.97 | 162 | 1 | 10 | 492 | 35 | 1441.0 | 1505 | 841 | 795 | 242 | 60 | 579 | 21 | 1233 | 53 | 6 | 269 |
| DETROIT | 64-98 | 5.36 | 162 | 2 | 4 | 510 | 32 | 1420.1 | 1586 | 894 | 846 | 218 | 61 | 538 | 42 | 1202 | 53 | 4 | 282 |
| TOTALS | 1225-1205 | 4.37 | 1215 | 32 | 126 | 7736 | 574 | 21630.2 | 21098 | 11337 | 10493 | 3145 | 855 | 7721 | 382 | 19946 | 946 | 72 | 254 |

| CLUBS | PCT | G | PO | A | E | TC | DP | TP | PB |
|---------------|-------------|-------------|--------------|--------------|-------------|--------------|-------------|----------|------------|
| CLEVELAND | .987 | 162 | 4322 | 1447 | 76 | 5845 | 167 | 0 | 9 |
| MINNESOTA | .987 | 162 | 4308 | 1477 | 78 | 5863 | 143 | 1 | 16 |
| KANSAS CITY | .987 | 162 | 4313 | 1525 | 79 | 5917 | 145 | 0 | 11 |
| LOS ANGELES | .986 | 162 | 4322 | 1462 | 80 | 5864 | 135 | 0 | 10 |
| DETROIT | .985 | 162 | 4261 | 1389 | 85 | 5735 | 146 | 1 | 14 |
| TORONTO | .985 | 162 | 4395 | 1570 | 92 | 6057 | 145 | 0 | 8 |
| BALTIMORE | .984 | 162 | 4323 | 1609 | 95 | 6027 | 175 | 2 | 8 |
| NEW YORK | .984 | 162 | 4346 | 1468 | 95 | 5909 | 102 | 0 | 21 |
| HOUSTON | .983 | 162 | 4338 | 1526 | 99 | 5963 | 153 | 0 | 16 |
| TAMPA BAY | .983 | 162 | 4335 | 1433 | 100 | 5868 | 129 | 0 | 15 |
| SEATTLE | .982 | 162 | 4321 | 1422 | 103 | 5846 | 147 | 0 | 15 |
| TEXAS | .982 | 162 | 4303 | 1616 | 108 | 6027 | 173 | 0 | 8 |
| BOSTON | .982 | 162 | 4447 | 1390 | 107 | 5944 | 126 | 1 | 19 |
| CHICAGO | .981 | 162 | 4265 | 1541 | 114 | 5920 | 157 | 0 | 11 |
| OAKLAND | .980 | 162 | 4293 | 1597 | 121 | 6011 | 162 | 0 | 16 |
| TOTALS | .984 | 1215 | 64892 | 22472 | 1432 | 88796 | 2205 | 5 | 197 |

GOING THE DISTANCE

The last time Cubs pitchers went the distance in three consecutive contests took place during the 1976 campaign – when Rick Reuschel (September 18), Ray Burris (September 19) and Steve Renko (September 21) did the honors.

The last time the Cubs had three straight complete-game shutouts took place in May 1969. Ken Holtzman started the streak May 11 with an 8-0 victory over San Francisco. Fergie Jenkins then blanked San Diego 2-0 on May 12. Dick Selma finished the stretch with a three-hitter in a 19-0 victory over the Padres May 13.

American League Batting Rankings

| CLUBS | AVG | G | AB | R | H | TB | 2B | 3B | HR | RBI | SH | SF | HP | BB | IBB | SO | SB | CS | GDP | LOB | SLG | OBP |
|-------------|-----|---|----|----|----|----|----|----|----|-----|----|----|----|----|-----|----|----|----|-----|-----|-----|-----|
| BALTIMORE | 4 | 1 | 2 | 8 | 2 | 4 | 8 | 14 | 5 | 8 | 14 | 9 | 11 | 14 | 14 | 12 | 15 | 1 | 10 | 4 | 5 | 14 |
| BOSTON | 9 | 1 | 1 | 6 | 4 | 12 | 4 | 10 | 15 | 6 | 15 | 11 | 8 | 4 | 1 | 5 | 3 | 7 | 12 | 12 | 14 | 5 |
| CHICAGO | 10 | 1 | 9 | 12 | 10 | 13 | 12 | 1 | 13 | 13 | 1 | 14 | 3 | 13 | 12 | 11 | 11 | 7 | 5 | 5 | 12 | 12 |
| CLEVELAND | 2 | 1 | 10 | 3 | 5 | 3 | 2 | 5 | 8 | 4 | 5 | 5 | 11 | 2 | 4 | 2 | 9 | 4 | 6 | 14 | 2 | 2 |
| DETROIT | 8 | 1 | 6 | 10 | 9 | 7 | 5 | 2 | 12 | 10 | 12 | 15 | 9 | 11 | 9 | 7 | 12 | 10 | 7 | 10 | 8 | 7 |
| HOUSTON | 1 | 1 | 3 | 1 | 1 | 1 | 1 | 9 | 2 | 1 | 12 | 1 | 4 | 10 | 6 | 1 | 4 | 13 | 11 | 9 | 1 | 1 |
| KANSAS CITY | 6 | 1 | 8 | 13 | 7 | 10 | 11 | 6 | 11 | 15 | 7 | 9 | 14 | 15 | 10 | 3 | 6 | 7 | 15 | 1 | 11 | 15 |
| LOS ANGELES | 14 | 1 | 15 | 11 | 15 | 15 | 14 | 13 | 13 | 11 | 7 | 4 | 4 | 9 | 4 | 4 | 1 | 14 | 12 | 3 | 15 | 11 |
| MINNESOTA | 5 | 1 | 5 | 4 | 6 | 5 | 6 | 4 | 9 | 3 | 3 | 7 | 13 | 3 | 7 | 9 | 5 | 6 | 1 | 13 | 6 | 4 |
| NEW YORK | 3 | 1 | 4 | 2 | 3 | 2 | 10 | 7 | 1 | 2 | 6 | 2 | 6 | 1 | 8 | 10 | 7 | 2 | 4 | 15 | 3 | 3 |
| OAKLAND | 11 | 1 | 13 | 9 | 11 | 6 | 3 | 12 | 4 | 9 | 11 | 6 | 15 | 5 | 13 | 13 | 13 | 2 | 8 | 7 | 4 | 9 |
| SEATTLE | 7 | 1 | 7 | 7 | 7 | 8 | 7 | 11 | 10 | 7 | 10 | 12 | 2 | 12 | 3 | 6 | 8 | 12 | 9 | 8 | 9 | 6 |
| TAMPA BAY | 12 | 1 | 12 | 14 | 12 | 11 | 15 | 3 | 6 | 12 | 9 | 3 | 7 | 6 | 2 | 15 | 9 | 10 | 3 | 11 | 10 | 10 |
| TEXAS | 13 | 1 | 14 | 5 | 13 | 9 | 13 | 8 | 3 | 5 | 2 | 7 | 1 | 7 | 11 | 14 | 2 | 14 | 2 | 2 | 7 | 8 |
| TORONTO | 15 | 1 | 11 | 15 | 14 | 14 | 8 | 15 | 7 | 14 | 4 | 12 | 10 | 8 | 14 | 8 | 14 | 5 | 14 | 6 | 13 | 13 |

American League Pitching Rankings

| CLUBS | W | L | ERA | G | CG | SHO | REL | SV | IP | H | R | ER | HR | HB | BB | IBB | SO | WP | BK |
|-------------|----|----|-----|---|----|-----|-----|----|----|----|----|----|----|----|----|-----|----|----|----|
| BALTIMORE | 12 | 3 | 14 | 1 | 8 | 4 | 13 | 11 | 6 | 14 | 14 | 14 | 14 | 9 | 14 | 6 | 9 | 5 | 10 |
| BOSTON | 3 | 13 | 2 | 1 | 3 | 2 | 9 | 6 | 1 | 6 | 3 | 3 | 5 | 5 | 2 | 4 | 3 | 1 | 2 |
| CHICAGO | 14 | 2 | 13 | 1 | 14 | 15 | 6 | 15 | 14 | 6 | 12 | 13 | 14 | 12 | 15 | 12 | 13 | 10 | 9 |
| CLEVELAND | 1 | 15 | 1 | 1 | 1 | 1 | 12 | 9 | 7 | 2 | 1 | 1 | 1 | 2 | 1 | 1 | 1 | 2 | 1 |
| DETROIT | 15 | 1 | 15 | 1 | 4 | 14 | 11 | 13 | 15 | 15 | 15 | 15 | 10 | 10 | 11 | 15 | 11 | 5 | 4 |
| HOUSTON | 2 | 14 | 5 | 1 | 8 | 6 | 8 | 2 | 4 | 3 | 4 | 5 | 2 | 14 | 10 | 2 | 2 | 15 | 4 |
| KANSAS CITY | 6 | 8 | 10 | 1 | 8 | 10 | 3 | 6 | 10 | 12 | 10 | 10 | 6 | 6 | 9 | 8 | 10 | 2 | 10 |
| LOS ANGELES | 6 | 8 | 6 | 1 | 8 | 4 | 2 | 4 | 7 | 5 | 6 | 6 | 11 | 1 | 3 | 9 | 7 | 8 | 10 |
| MINNESOTA | 5 | 11 | 9 | 1 | 2 | 2 | 6 | 5 | 11 | 13 | 9 | 9 | 11 | 13 | 4 | 13 | 14 | 4 | 15 |
| NEW YORK | 4 | 12 | 3 | 1 | 4 | 9 | 14 | 10 | 3 | 1 | 2 | 2 | 2 | 7 | 8 | 4 | 4 | 12 | 4 |
| OAKLAND | 12 | 3 | 12 | 1 | 8 | 10 | 5 | 11 | 13 | 10 | 13 | 12 | 8 | 10 | 6 | 2 | 11 | 14 | 2 |
| SEATTLE | 9 | 6 | 8 | 1 | 8 | 6 | 4 | 6 | 9 | 8 | 7 | 7 | 13 | 7 | 5 | 11 | 8 | 11 | 13 |
| TAMPA BAY | 6 | 8 | 4 | 1 | 14 | 6 | 10 | 1 | 5 | 4 | 5 | 4 | 4 | 3 | 7 | 13 | 6 | 12 | 4 |
| TEXAS | 9 | 6 | 11 | 1 | 4 | 10 | 15 | 14 | 12 | 9 | 11 | 11 | 9 | 15 | 13 | 7 | 15 | 9 | 13 |
| TORONTO | 11 | 5 | 7 | 1 | 4 | 10 | 1 | 2 | 2 | 11 | 8 | 8 | 7 | 3 | 12 | 9 | 5 | 5 | 4 |

American League Miscellaneous

| CLUBS | VS. LHS | VS. RHS | GRASS | TURF | DAY | NIGHT | 1-RUN | X-INN | VS. NL | TWINBILLS | HOME | ROAD |
|-------------|---------|---------|-------|-------|-------|-------|-------|-------|--------|-----------|-----------|-----------|
| BALTIMORE | 26-24 | 49-63 | 66-77 | 9-10 | 23-26 | 52-61 | 21-20 | 12-4 | 8-12 | 0-0-0 | 2,028,424 | 2,386,076 |
| BOSTON | 18-19 | 75-50 | 80-64 | 13-5 | 25-23 | 68-46 | 22-19 | 15-3 | 16-4 | 0-0-0 | 2,917,678 | 2,556,657 |
| CHICAGO | 20-26 | 47-69 | 64-92 | 3-3 | 25-29 | 42-66 | 21-23 | 5-5 | 6-14 | 0-0-2 | 1,629,470 | 2,303,901 |
| CLEVELAND | 36-24 | 66-36 | 98-57 | 4-3 | 39-17 | 63-43 | 20-15 | 4-2 | 6-14 | 1-0-0 | 2,048,138 | 2,218,344 |
| DETROIT | 21-22 | 43-76 | 63-93 | 1-5 | 27-30 | 37-68 | 17-23 | 1-4 | 8-12 | 0-0-1 | 2,321,599 | 2,138,026 |
| HOUSTON | 21-24 | 80-37 | 96-56 | 5-5 | 33-16 | 68-45 | 19-13 | 4-4 | 15-5 | 0-1-1 | 2,403,671 | 2,186,570 |
| KANSAS CITY | 18-23 | 62-59 | 75-80 | 5-2 | 26-27 | 54-55 | 25-16 | 4-7 | 9-11 | 0-0-2 | 2,220,370 | 2,276,640 |
| LOS ANGELES | 24-24 | 56-58 | 76-79 | 4-3 | 19-23 | 61-59 | 27-22 | 8-7 | 11-9 | 0-0-0 | 3,019,583 | 2,240,721 |
| MINNESOTA | 26-23 | 59-54 | 82-74 | 3-3 | 28-33 | 57-44 | 15-18 | 3-3 | 13-7 | 0-0-2 | 2,051,279 | 2,223,833 |
| NEW YORK | 24-23 | 67-48 | 85-61 | 6-10 | 34-27 | 57-44 | 18-26 | 5-6 | 15-5 | 0-1-1 | 3,146,966 | 2,620,718 |
| OAKLAND | 19-26 | 56-61 | 74-80 | 1-7 | 35-27 | 40-60 | 21-21 | 4-9 | 7-13 | 1-0-1 | 1,475,721 | 2,357,284 |
| SEATTLE | 22-23 | 56-61 | 76-79 | 2-5 | 22-31 | 56-53 | 26-15 | 7-5 | 12-8 | 0-0-1 | 2,135,445 | 2,143,830 |
| TAMPA BAY | 19-29 | 61-53 | 36-39 | 44-43 | 27-29 | 53-53 | 21-24 | 8-6 | 11-9 | 0-0-1 | 1,253,619 | 2,421,803 |
| TEXAS | 22-18 | 56-66 | 72-81 | 6-3 | 20-23 | 58-61 | 13-24 | 5-5 | 14-6 | 0-0-0 | 2,507,760 | 2,162,632 |
| TORONTO | 18-24 | 58-62 | 30-41 | 46-45 | 31-29 | 45-57 | 26-27 | 5-14 | 9-11 | 0-0-0 | 3,203,886 | 2,422,909 |

- 1/17 P DYLAN FLORO claimed off waivers from Tampa Bay.
- 1/26 P BRETT ANDERSON signed a one-year major league contract.
- 1/27 Invited 24 players to major league spring training: P ANDURY ACEVEDO, P MAIKEL CLETO, P GERARDO CONCEPCION, P DANIEL CORCINO, P JAMES FARRIS, P SETH FRANKOFF, P JIM HENDERSON, P CASEY KELLY, P JHONDANIEL MEDINA, P CONOR MULLEE, P MANNY PARRA, P FERNANDO RODRIGUEZ, P ZAC ROSSCUP, P RYAN WILLIAMS; IF CHRIS DOMINGUEZ, IF IAN HAPP, IF MUNENORI KAWASAKI, IF JEMILE WEEKS, IF CHESNY YOUNG; OF JOHN ANDREOLI, OF ELOY JIMENEZ, OF MARK ZAGUNIS, C CARLOS CORPORAN and C TAYLOR DAVIS.
- 2/1 P EDDIE BUTLER acquired from Colorado with international bonus money slot number 94 for P JAMES FARRIS and international bonus money slot number 28.
- P DYLAN FLORO designated for assignment.
- 2/8 PALEC MILLS acquired from Kansas City for OF DONNIE DEWEES
- P DAVID ROLLINS designated for assignment.

2017 SPRING TRAINING ROSTER (2/13)

66 Players at Start of Camp (Including 26 Non-Roster Invitees)

Pitchers (40): Andury Acevedo*, Brett Anderson, Jake Arrieta, Aaron Brooks, Jake Buchanan, Eddie Butler, Maikel Cleto*, Gerardo Concepcion*, Daniel Corcino*, Wade Davis, Brian Duensing, Carl Edwards Jr., Dylan Floro*, Seth Frankoff*, Justin Grimm, Jim Henderson*, Kyle Hendricks, Pierce Johnson, Casey Kelly*, John Lackey, Jack Leathersich, Jon Lester, Alec Mills, Jhondaniel Medina*, Mike Montgomery, Conor Mullee*, Manny Parra*, Felix Pena, Williams Perez*, Fernando Rodriguez Jr.*, David Ross*, Hector Rondon, Jose Rosario, Zac Rosscup*, Caleb Smith, Pedro Strop, Koji Uehara, Duane Underwood Jr.*, Ryan Williams*, Rob Zastryzny

Catchers (6): Victor Caratini, Willson Contreras, Carlos Corporan*, Taylor Davis*, Miguel Montero, Kyle Schwarber

Infielders (12): Javier Baez, Kris Bryant, Jeimer Candelario, Chris Dominguez*, Ian Happ*, Munenori Kawasaki*, Tommy La Stella, Anthony Rizzo, Addison Russell, Jemile Weeks*, Chesny Young*, Ben Zobrist

Outfielders (8): Albert Almora Jr., John Andreoli*, Jacob Hannemann, Jason Heyward, Jon Jay, Eloy Jimenez*, Matt Szczur, Mark Zagunis*

***Non-Roster Invitee**

- 3/7 P ANDURY ACEVEDO, P DANIEL CORCINO, P FERNANDO RODRIGUEZ JR., P RYAN WILLIAMS, P GERARDO CONCEPCION and P MANNY PARRA assigned to minor league camp.
- 3/13 P SETH FRANKOFF, P CASEY KELLY, P JHONDANIEL MEDINA, P CONOR MULLEE and P ZAC ROSSCUP assigned to minor league camp.
- P AARON BROOKS, P JOSE ROSARIO and P JACK LEATHERSICH optioned to Triple-A Iowa.
- P DUANE UNDERWOOD JR. optioned to Double-A Tennessee.
- P MAIKEL CLETO released.
- 3/17 IF CHESNY YOUNG, OF ELOY JIMENEZ and OF MARK ZAGUNIS assigned to minor league camp.
- P PIERCE JOHNSON, P FELIX PENA, C VICTOR CARATINI and OF JACOB HANNEMANN optioned to Triple-A Iowa.
- 3/22 P WILLIAMS PEREZ, P DYLAN FLORO and P DAVID ROLLINS assigned to minor league camp.
- P JAKE BUCHANAN, P ALEC MILLS and IF JEIMER CANDELARIO optioned to Triple-A Iowa.
- P JIM HENDERSON granted his release.
- 3/27 P EDDIE BUTLER and P ROB ZASTRYZNY optioned to Triple-A Iowa.
- 3/28 P CALEB SMITH returned to New York (A.L.) (Rule 5 Selection).

2017 OPENING DAY ROSTER (4/1)

PITCHERS (12): Brett Anderson, Jake Arrieta, Wade Davis, Justin Grimm, Kyle Hendricks, Carl Edwards Jr., John Lackey, Jon Lester, Mike Montgomery, Hector Rondon, Pedro Strop, Koji Uehara

CATCHERS (2): Willson Contreras, Miguel Montero

INFIELDERS (6): Javier Baez, Kris Bryant, Tommy La Stella, Anthony Rizzo, Addison Russell, Ben Zobrist

OUTFIELDERS (5): Albert Almora Jr., Jason Heyward, Jon Jay, Kyle Schwarber, Matt Szczur

DISABLED LIST (1): Brian Duensing (10-day)

- 4/2 P BRIAN DUENSING placed on 10-day disabled list (retroactive to 3/30) with lower back spasms.
- 4/14 P BRIAN DUENSING activated from 10-day disabled list.
- 4/17 P CARL EDWARDS JR. placed on bereavement list.
- 4/17 P CARL EDWARDS JR. activated from bereavement list.
- INF TOMMY LA STELLA placed on bereavement list.
- 4/21 INF TOMMY LA STELLA activated from bereavement list and optioned to Triple-A Iowa (post-game).

- 5/4 P JUSTIN GRIMM optioned to Triple-A Iowa (post-game).
- 5/5 P FELIX Peña recalled from Triple-A Iowa.
- 5/6 P ROB ZASTRYZNY recalled from Triple-A Iowa.
- OF MATT SZCZUR designated for assignment.
- P ROB ZASTRYZNY optioned to Triple-A Iowa (post-game).
- 5/7 P BRETT ANDERSON placed on the 10-day disabled list with a low back strain.
- P JUSTIN GRIMM and INF TOMMY LA STELLA recalled from Triple-A Iowa.
- 5/8 OF JASON HEYWARD placed on the 10-day disabled list with a sprained finger on his right hand (retroactive to May 6)
- P DYLAN FLORO selected from Triple-A Iowa.
- RHP JUSTIN HANCOCK acquired from San Diego for OF MATT SZCZUR.
- 5/9 INF JEIMER CANDELARIO recalled from Triple-A Iowa (26th man)
- P DYLAN FLORO optioned to Triple-A Iowa (post-game).
- 5/10 P JUSTIN GRIMM optioned to Triple-A Iowa (post-game)
- 5/12 P EDDIE BUTLER recalled from Triple-A Iowa.
- 5/13 INF/OF IAN HAPP selected from Triple-A Iowa.
- P FELIX Peña optioned to Triple-A Iowa.
- 5/17 P PIERCE JOHNSON recalled from Triple-A Iowa.
- INF JEIMER CANDELARIO optioned to Triple-A Iowa.
- 5/19 P PIERCE JOHNSON optioned to Triple-A Iowa (post-game).
- INF TOMMY LA STELLA optioned to Triple-A Iowa (post-game).
- 5/20 OF JASON HEYWARD activated from 10-day disabled list.
- 5/21 P DYLAN FLORO recalled from Triple-A Iowa.
- P DYLAN FLORO optioned to Triple-A Iowa (post-game).
- 5/22 P ZAC ROSSCUP selected from Triple-A Iowa.
- P JAKE BUCHANAN designated for assignment.
- P ZAC ROSSCUP optioned to Triple-A Iowa (post-game).
- 5/23 P FELIX Peña recalled from Triple-A Iowa.
- 5/28 P FELIX Peña optioned to Triple-A Iowa (post-game).
- 5/29 P JUSTIN GRIMM recalled from Triple-A Iowa.
- 6/5 P WADE DAVIS placed on paternity leave list.
- P DYLAN FLORO recalled from Triple-A Iowa.
- 6/6 P WADE DAVIS activated from paternity leave list.
- P DYLAN FLORO optioned to Triple-A Iowa.
- 6/8 P KYLE HENDRICKS placed on 10-day disabled list (retroactive to June 5) with tendinitis in his right hand.
- P SETH FRANKOFF selected from Triple-A Iowa.
- P BRETT ANDERSON transferred to the 60-day disabled list.
- 6/9 P SETH FRANKOFF optioned to Triple-A Iowa (post-game).
- 6/10 P FELIX Peña recalled from Triple-A Iowa.
- 6/16 INF BEN ZOBRIST placed on 10-day disabled list (retroactive to June 13) with left wrist inflammation.
- INF TOMMY LA STELLA recalled from Triple-A Iowa.
- 6/21 C/OF KYLE SCHWARBER optioned to Triple-A Iowa (post-game).
- 6/22 OF JASON HEYWARD placed on 10-day disabled list (retroactive to June 19) with a left hand abrasion.
- P DYLAN FLORO recalled from Triple-A Iowa.
- OF MARK ZAGUNIS selected from Triple-A Iowa.
- P ZAC ROSSCUP designated for assignment.
- 6/25 P DYLAN FLORO optioned to Triple-A Iowa (post-game).
- 6/26 INF JEIMER CANDELARIO recalled from Triple-A Iowa.
- 6/28 C VICTOR CARATINI recalled from Triple-A Iowa.
- C MIGUEL MONTERO designated for assignment.
- 7/1 OF MARK ZAGUNIS optioned to Triple-A Iowa.
- INF BEN ZOBRIST activated from 10-day disabled list.
- 7/4 INF JEIMER CANDELARIO optioned to Triple-A Iowa.
- P FELIX Peña optioned to Triple-A Iowa.
- OF JASON HEYWARD activated from 10-day disabled list.
- P JACK LEATHERSICH recalled from Triple-A Iowa.
- 7/6 OF/C KYLE SCHWARBER recalled from Triple-A Iowa.
- P JOHN LACKEY placed on 10-day disabled list with plantar fasciitis of the right foot
- P JACK LEATHERSICH optioned to Triple-A Iowa (post-game).
- 7/7 P DYLAN FLORO recalled from Triple-A Iowa.
- 7/13 P JOSE QUINTANA acquired from Chicago (A.L.) for OF Eloy Jimenez, RHP Dylan Cease, INF Matt Rose and INF Bryant Flete.
- 7/14 P DYLAN FLORO optioned to Triple-A Iowa.
- P JOSE QUINTANA added to 25-Man roster.
- 7/17 P EDDIE BUTLER optioned to Triple-A Iowa (post-game)
- 7/18 P JOHN LACKEY activated from 10-day disabled list.
- 7/22 INF TOMMY LA STELLA optioned to Triple-A Iowa.
- P FELIX Peña recalled from Triple-A Iowa.
- 7/23 P FELIX Peña optioned to Triple-A Iowa (post-game)
- 7/24 P KYLE HENDRICKS activated from 10-day disabled list.
- 7/26 P BRETT ANDERSON reinstated from 60-day disabled list and designated for assignment.
- 7/31 P JUSTIN WILSON and CALEX AVILA acquired from Detroit for INF JEIMER CANDELARIO, INF ISAAC PAREDES and a player to be named or cash consideration.
- P DYLAN FLORO designated for assignment.
- 8/1 P JUSTIN WILSON and CALEX AVILA added to 25-man roster.
- P JUSTIN GRIMM and C VICTOR CARATINI optioned to Triple-A Iowa.

| | | | |
|------|---|---------|--|
| 8/4 | INF ADDISON RUSSELL placed on 10-day disabled list (retroactive to 8/2) with a right foot sprain. P ROB ZASTRYZNY recalled from Triple-A Iowa. | 10/4 | P FELIX PENA designated for assignment. P LUKE FARRELL claimed off waivers from Cincinnati. |
| 8/5 | P ROB ZASTRYZNY optioned to Triple-A Iowa (post-game). | 10/9 | P FELIX PENA traded to Los Angeles (A.L.) for a player to be named or cash. |
| 8/6 | INF TOMMY LA STELLA recalled from Triple-A Iowa. | 10/26 | INF MIKE FREEMAN designated for assignment. OF JACOB HANNEMANN claimed off waivers from Seattle. |
| 8/9 | P KOJI UEHARA placed on 10-day disabled list with a right neck strain. P JUSTIN GRIMM recalled from Triple-A Iowa. | 11/2 | P JAKE ARRIETA, C ALEX AVILA, P WADE DAVIS, P BRIAN DUENSING, OF JON JAY, P JOHN LACKEY, C RENE RIVERA and P KOJI UEHARA elected free agency. |
| 8/11 | C WILLSON CONTRERAS placed on 10-day disabled list (retroactive to 8/10) with a right hamstring strain. C VICTOR CARATINI recalled from Triple-A Iowa. | 11/3 | P RANDY ROSARIO claimed off waivers from Minnesota. |
| 8/16 | P JON LESTER placed on 10-day disabled list with left lat tightness/general shoulder fatigue. P JUSTIN GRIMM placed on 10-day disabled list with an infection in his right index finger. P ROB ZASTRYZNY and P FELIX Peña recalled from Triple-A Iowa. | 11/6 | P CORY MAZZONI claimed off waivers from San Diego. P MATT CARASITI selected from Triple-A Iowa. OF LEONYS MARTIN outrighted to Triple-A Iowa. |
| 8/18 | C RENE RIVERA claimed off waivers from the Mets. P AARON BROOKS designated for assignment. | 11/20 | P ADBERT ALZOLAY, P OSCAR DE LA CRUZ and INF DAVID BOTE selected to major league roster. OF JACOB HANNEMANN outrighted to Triple-A Iowa. |
| 8/19 | P ROB ZASTRYZNY and C VICTOR CARATINI optioned to Triple-A Iowa (post-game). | 11/29 | P DARIO ALVAREZ signed a major league contract. |
| 8/20 | P KOJI UEHARA activated from 10-day disabled list. C RENE RIVERA added to 25-man roster. | 11/30 | P MATT CARASITI released from roster. |
| 9/1 | P JUSTIN GRIMM activated from 10-day disabled list. C VICTOR CARATINI recalled from Triple-A Iowa. P DILLON MAPLES and INF MIKE FREEMAN selected from Triple-A Iowa. P JOSE ROSARIO and P SETH FRANKOFF designated for assignment. | 12/1 | P HECTOR RONDON and C TAYLOR DAVIS declared free agents (non-tendered). 12/7 12/12 |
| 9/2 | P JON LESTER activated from 10-day disabled list. OF LEONYS MARTIN added to 25-man roster. P JACK LEATHERSICH designated for assignment. | 12/16 | PTYLER CHATWOOD signed a three-year major league contract. P BRANDON MORROW signed a two-year major league contract with a club/vesting option for 2020. P DREW SMYLY signed a two-year major league contract. |
| 9/3 | P ROB ZASTRYZNY recalled from Triple-A Iowa. | 1/21/18 | P STEVE CISHEK signed a two-year major league contract. |
| 9/4 | OF JACOB HANNEMANN claimed off waivers by Seattle. | 1/25 | P BRIAN DUENSING signed a two-year major league contract. 19 non-roster players invited to major league spring training: P ANTHONY BASS, P CRAIG BROOKS, P DAVID GARNER, P JUSTIN HANCOCK, P THOMAS HATCH, P WILLIAMS PEREZ, P ALBERTO BALDONADO, P DANIEL CAMARENA, P KYLE RYAN, INF RYAN COURT, INF MIKE FREEMAN, INF JASON VOSLER, INF CHESNY YOUNG, OF JACOB HANNEMANN, OF BUAN RADEMACHER, C TAYLOR DAVIS, C CHRIS GIMENEZ, C IAN RICE and C ALI SOLIS |
| 9/5 | C TAYLOR DAVIS selected from Triple-A Iowa. | 2/13 | P YU DARVISH signs a six-year major league contract. |
| 9/10 | C WILLSON CONTRERAS activated from 10-day disabled list. | 2/16 | P DREW SMYLY placed on 60-day disabled list while recovering from Tommy John surgery. P SHAE SIMMONS signed to a to a one-year major league split contract. |
| 9/13 | P JEN-HO TSENG selected from Triple-A Iowa. P PIERCE JOHNSON designated for assignment. | | |
| 9/16 | INF ADDISON RUSSELL activated from 10-day disabled list. | | |
| 9/20 | P PIERCE JOHNSON claimed off waivers by San Francisco. | | |
| 10/2 | P ALEC MILLS recalled from Single-A Myrtle Beach (not to report). OF MARK ZAGUNIS recalled from Triple-A Iowa (not to report). P DUANE UNDERWOOD JR. recalled from Double-A Tennessee (not to report). P EDDIE BUTLER recalled from Triple-A Iowa (not to report). | | |

CUBS PERSONNEL EJECTED IN 2017

Joe Maddon ... 6/16 at Pittsburgh ... 3B Jeff Kellogg ... arguing home run/no home run call
 Kris Bryant ... 7/25 vs. White Sox ... HP Lance Barksdale ... arguing balls/strikes
 Joe Maddon ... 8/16 vs. Cincinnati ... 1B Chris Conroy ... arguing strike/hit-by-pitch call
 John Lackey ... 9/15 vs. St. Louis ... HP Jordan Baker ... arguing balls/strikes
 Willson Contreras ... 9/15 vs. St. Louis ... HP Jordan Baker ... arguing balls/strikes
 Joe Maddon ... 10/14 at Los Angeles (NLCS gm. 1) ... 2B Mike Winters ... arguing overturned call at the plate
 Joe Maddon ... 10/18 vs. Los Angeles (NLCS gm. 4) ... RF Mike Winters ... arguing foul tip call

Cubs Yearly Batting Leaders From 1876-1939

| YEAR | BATTING AVERAGE | RUNS SCORED | HITS | DOUBLES |
|--------------|--------------------------------------|----------------------------------|-------------------------------------|------------------------------------|
| 1876 | Ross Barnes.....+ #.429 | Ross Barnes.....#126 | Ross Barnes.....#138 | R. Barnes, P. Hines.....##21 |
| 1877 | Calvin McVey......368 | Calvin McVey......58 | Calvin McVey......98 | Cap Anson.....#20 |
| 1878 | Bob Ferguson, Joe Start......351 | Joe Start......58 | Joe Start.....#100 | Anson, Harbidge, Start.....12 |
| 1879 | Cap Anson...... #.407 | Ned Williamson......66 | Abner Dalrymple......97 | Abner Dalrymple......25 |
| 1870s | Cap Anson -- .354 | Cap Anson -- 194 | Cap Anson -- 353 | Cap Anson -- 67 |
| 1880 | George Gore...... #.360 | Abner Dalrymple.....#91 | Abner Dalrymple.....#126 | Abner Dalrymple......25 |
| 1881 | Cap Anson...... #.399 | George Gore.....#86 | Cap Anson.....#137 | King Kelly.....##27 |
| 1882 | Cap Anson......362 | George Gore.....#99 | Cap Anson......126 | King Kelly.....#37 |
| 1883 | George Gore......334 | George Gore......105 | George Gore......131 | Ned Williamson.....#49 |
| 1884 | King Kelly......354 | King Kelly.....*120 | Abner Dalrymple......161 | Cap Anson......32 |
| 1885 | George Gore......313 | King Kelly.....*124 | Cap Anson......144 | Cap Anson.....#35 |
| 1886 | King Kelly...... #.388 | King Kelly.....#155 | Cap Anson.....#187 | Cap Anson......34 |
| 1887 | Cap Anson...... #.421 | Jimmy Ryan......117 | Cap Anson......224 | Cap Anson......33 |
| 1888 | Cap Anson...... #.344 | Jimmy Ryan......115 | Jimmy Ryan.....#182 | Jimmy Ryan.....##33 |
| 1889 | Cap Anson......342 | Hugh Duffy......144 | Jimmy Ryan......177 | Cap Anson......30 |
| 1880s | Cap Anson -- .354 | Cap Anson -- 888 | Cap Anson -- 1575 | Cap Anson -- 291 |
| 1890 | Cap Anson......312 | Cliff Carroll......134 | Cliff Carroll......166 | Jimmy Cooney......19 |
| 1891 | Cap Anson......294 | Bill Dahlen......114 | Cap Anson......158 | Cap Anson......25 |
| 1892 | Bill Dahlen, Jimmy Ryan......293 | Bill Dahlen......114 | Bill Dahlen......169 | Cap Anson......23 |
| 1893 | Cap Anson......323 | Bill Dahlen......113 | Bill Dahlen......146 | Bill Dahlen......28 |
| 1894 | Cap Anson......395 | Bill Dahlen......150 | Walt Wilmot......199 | Walt Wilmot......45 |
| 1895 | Bill Lange......389 | Bill Everitt......129 | Bill Everitt......197 | Bill Lange......27 |
| 1896 | Bill Dahlen......352 | Bill Dahlen......137 | Bill Everitt......184 | Bill Dahlen......30 |
| 1897 | Bill Lange......340 | Bill Lange......119 | Bill Lange......163 | Jimmy Ryan......33 |
| 1898 | Jimmy Ryan......323 | Jimmy Ryan......122 | Bill Everitt......190 | Bill Dahlen......35 |
| 1899 | Bill Lange......325 | Jimmy Ryan......91 | Bill Everitt......166 | Bill Lange......21 |
| 1890s | Bill Lange -- .330 | Jimmy Ryan -- 911 | Jimmy Ryan -- 1348 | Jimmy Ryan -- 232 |
| 1900 | Danny Green......298 | Sam Mertes......72 | Jack McCarthy......148 | Sam Mertes, Jimmy Ryan......25 |
| 1901 | Topsy Hartsel......335 | Topsy Hartsel......111 | Topsy Hartsel......187 | Topsy Hartsel......25 |
| 1902 | Jimmy Slagle......315 | Jimmy Slagle......66 | Jimmy Slagle......146 | Johnny Kling, Joe Tinker......19 |
| 1903 | Frank Chance......327 | Jimmy Slagle......104 | Jimmy Slagle......162 | Johnny Kling......29 |
| 1904 | Frank Chance......310 | Frank Chance......89 | Doc Casey......147 | Doc Casey......20 |
| 1905 | Frank Chance......316 | Jimmy Slagle......96 | Jimmy Slagle......153 | Doc Casey......21 |
| 1906 | Harry Steinfeldt......327 | Frank Chance.....##103 | Harry Steinfeldt.....*176 | J. Sheckard, H. Steinfeldt......27 |
| 1907 | Frank Chance......293 | Jimmy Sheckard......76 | Harry Steinfeldt......144 | Harry Steinfeldt......25 |
| 1908 | Johnny Evers......300 | Johnny Evers......83 | Joe Tinker......146 | Frank Chance......27 |
| 1909 | Solly Hofman......285 | Johnny Evers......88 | Solly Hofman......150 | Jimmy Sheckard......29 |
| 1900s | Frank Chance -- .290 | Frank Chance -- 646 | Frank Chance -- 1062 | Frank Chance -- 172 |
| 1910 | Solly Hofman......325 | Frank Schulte......93 | Frank Schulte......168 | Frank Schulte......29 |
| 1911 | Heinie Zimmerman......307 | Jimmy Sheckard.....*121 | Frank Schulte......173 | Frank Schulte......30 |
| 1912 | Heinie Zimmerman.....*.372 | Heinie Zimmerman......95 | Heinie Zimmerman.....*207 | Heinie Zimmerman......41 |
| 1913 | Heinie Zimmerman......313 | Tommy Leach.....*99 | Vic Saier......150 | F. Schulte, H. Zimmerman......28 |
| 1914 | Heinie Zimmerman......296 | Vic Saier......87 | Heinie Zimmerman......167 | Heinie Zimmerman......36 |
| 1915 | Bob Fisher......287 | Vic Saier......74 | Bob Fisher......163 | Vic Saier......35 |
| 1916 | Heinie Zimmerman......291 | Max Flack......65 | Vic Saier......126 | V. Saier, H. Zimmerman......25 |
| 1917 | Les Mann......273 | Fred Merkle......65 | Fred Merkle......146 | Fred Merkle......30 |
| 1918 | Charlie Hollocher......316 | Max Flack......74 | Charlie Hollocher.....*161 | Les Mann......27 |
| 1919 | Max Flack......294 | Max Flack......71 | Max Flack......138 | Charlie Deal......23 |
| 1910s | Heinie Zimmerman -- .306 | Frank Schulte -- 524 | Heinie Zimmerman -- 1027 | Heinie Zimmerman -- 196 |
| 1920 | Max Flack......302 | Max Flack......85 | Max Flack......157 | Max Flack......30 |
| 1921 | Ray Grimes......321 | Ray Grimes......91 | Max Flack......172 | Ray Grimes......38 |
| 1922 | Ray Grimes......354 | Ray Grimes......99 | Charlie Hollocher......201 | Ray Grimes......45 |
| 1923 | Bob O'Farrell, Jigger Statz......319 | Jigger Statz......110 | Jigger Statz......209 | George Grantham......36 |
| 1924 | George Grantham......316 | George Grantham......85 | Jigger Statz......152 | Jigger Statz......22 |
| 1925 | Howard Freigau......307 | Sparky Adams......95 | Sparky Adams......180 | S. Adams, C. Grimm......29 |
| 1926 | Hack Wilson......321 | Cliff Heathcote......98 | Sparky Adams......193 | Hack Wilson......36 |
| 1927 | Riggs Stephenson......344 | Hack Wilson......119 | Riggs Stephenson......199 | Riggs Stephenson.....*46 |
| 1928 | Riggs Stephenson......324 | Kiki Cuyler......124 | Riggs Stephenson......166 | Riggs Stephenson......36 |
| 1929 | Rogers Hornsby.....+ #.380 | Rogers Hornsby.....+ #156 | Rogers Hornsby.....+ #229 | Rogers Hornsby......47 |
| 1920s | Riggs Stephenson -- .342 | Hack Wilson -- 440 | Sparky Adams -- 780 | Gabby Hartnett -- 143 |
| 1930 | Riggs Stephenson......367 | Kiki Cuyler......155 | Kiki Cuyler......228 | Kiki Cuyler......50 |
| 1931 | C. Grimm, R. Hornsby......331 | Woody English......117 | Kiki Cuyler, Woody English......202 | Woody English......38 |
| 1932 | Riggs Stephenson......324 | Billy Herman......102 | Billy Herman......206 | Riggs Stephenson......49 |
| 1933 | Babe Herman......289 | Billy Herman......82 | Billy Herman......173 | Babe Herman......36 |
| 1934 | Kiki Cuyler......338 | Kiki Cuyler......80 | Kiki Cuyler......189 | Kiki Cuyler.....**42 |
| 1935 | Gabby Hartnett......344 | Augie Galan.....#133 | Billy Herman.....#227 | Billy Herman.....*#57 |
| 1936 | Frank Demaree......350 | Stan Hack......102 | Frank Demaree......212 | Billy Herman.....+57 |
| 1937 | Gabby Hartnett......354 | Stan Hack, Billy Herman......106 | Frank Demaree......199 | Frank Demaree......36 |
| 1938 | Stan Hack......320 | Stan Hack......109 | Stan Hack......195 | Stan Hack, Billy Herman......34 |
| 1939 | Hank Leiber......310 | Stan Hack......112 | Stan Hack, Billy Herman......191 | Augie Galan......36 |
| 1930s | Riggs Stephenson -- .329 | Billy Herman -- 794 | Billy Herman -- 1540 | Billy Herman -- 322 |

#Major League Leader
 *National League Leader
 +Cubs All-Time Record

##Tied for Major League Lead
 **Tied for National League Lead

NOTE: 1870s decade leaders based on 725 at-bats ... other decades on 1,450 at-bats.

| YEAR | TRIPLES | HOME RUNS | RUNS BATTED IN | STOLEN BASES |
|--------------|---|--|-------------------------------------|----------------------------------|
| 1876 | Ross Barnes.....#14 | Cap Anson, Paul Hines..... 2 | Deacon White.....#60 | - |
| 1877 | Paul Hines, Cal McVey..... 7 | NONE..... 0 | Johnny Peters..... 41 | - |
| 1878 | Joe Start..... 5 | Hankinson, Remsen, Start..... 1 | Cap Anson..... 40 | - |
| 1879 | Ned Williamson..... 13 | Flint, Peters, Williamson..... 1 | Silver Flint..... 41 | - |
| 1870s | Ross Barnes – 14 | C. Anson, P. Hines, J. Peters – 2 | Cap Anson – 165 | - |
| 1880 | Abner Dalrymple..... 12 | George Gore..... 2 | Cap Anson.....#74 | - |
| 1881 | George Gore..... 9 | Tom Burns..... 4 | Cap Anson.....#82 | - |
| 1882 | Abner Dalrymple..... 11 | Silver Flint..... 4 | Cap Anson.....#83 | - |
| 1883 | King Kelly..... 10 | King Kelly..... 3 | Cap Anson.....#82 | - |
| 1884 | Fred Pfeffer..... 10 | Ned Williamson.....#27 | Cap Anson.....*108 | - |
| 1885 | George Gore..... 13 | Abner Dalrymple.....*11 | Cap Anson.....#108 | - |
| 1886 | A. Dalrymple, G. Gore..... 12 | Cap Anson..... 10 | Cap Anson.....*147 | King Kelly..... 53 |
| 1887 | Marty Sullivan..... 16 | Fred Pfeffer..... 16 | Cap Anson..... 102 | Fred Pfeffer..... 57 |
| 1888 | G. Van Haltren, N. Williamson..... 14 | Jimmy Ryan.....#16 | Cap Anson.....*84 | Fred Pfeffer..... 64 |
| 1889 | Jimmy Ryan..... 14 | Jimmy Ryan..... 17 | Cap Anson..... 117 | Hugh Duffy..... 52 |
| 1880s | Cap Anson – 76 | Fred Pfeffer – 69 | Cap Anson – 967 | Fred Pfeffer – 196 |
| 1890 | Walt Wilmot..... 13 | Walt Wilmot.....**13 | Cap Anson..... 107 | Walt Wilmot..... 76 |
| 1891 | Jimmy Ryan..... 15 | Walt Wilmot..... 11 | Cap Anson.....#120 | Walt Wilmot..... 42 |
| 1892 | Bill Dahlen..... 19 | Jimmy Ryan..... 10 | Cap Anson..... 74 | Bill Dahlen..... 60 |
| 1893 | Bill Dahlen..... 15 | Bill Lange..... 8 | Cap Anson..... 91 | Bill Lange..... 47 |
| 1894 | Bill Dahlen..... 14 | Bill Dahlen..... 15 | Walt Wilmot..... 130 | Walt Wilmot..... 76 |
| 1895 | Bill Lange..... 16 | Bill Lange..... 10 | Bill Lange..... 98 | Bill Lange..... 67 |
| 1896 | Bill Dahlen..... 19 | Bill Dahlen..... 9 | Bill Lange..... 92 | Bill Lange.....+84 |
| 1897 | Jimmy Ryan..... 17 | Bill Dahlen..... 6 | Jimmy Ryan..... 85 | Bill Lange.....#73 |
| 1898 | Jimmy Ryan..... 13 | Bill Lange..... 5 | Bill Dahlen, Jimmy Ryan..... 79 | Jimmy Ryan..... 29 |
| 1899 | Sam Mertes..... 16 | Sam Mertes..... 9 | Sam Mertes..... 81 | Sam Mertes..... 45 |
| 1890s | Bill Dahlen – 106 | Bill Dahlen – 57 | Cap Anson – 747 | Bill Lange – 399 |
| 1900 | Bill Bradley..... 8 | Sam Mertes..... 7 | Sam Mertes..... 60 | Sam Mertes..... 38 |
| 1901 | Topsy Hartsel..... 16 | Topsy Hartsel..... 7 | Charlie Dexter..... 66 | Topsy Hartsel..... 41 |
| 1902 | Joe Tinker..... 5 | Charlie Dexter, Joe Tinker..... 2 | Johnny Kling..... 59 | Jimmy Slagle..... 41 |
| 1903 | Johnny Kling..... 13 | Johnny Kling..... 3 | Frank Chance..... 81 | Frank Chance.....#67 |
| 1904 | Joe Tinker..... 13 | Frank Chance..... 6 | Jack McCarthy..... 51 | Frank Chance..... 42 |
| 1905 | B. Maloney, F. Schulte..... 14 | Chance, Maloney, Tinker..... 2 | Frank Chance..... 70 | Bill Maloney.....#59 |
| 1906 | Frank Schulte.....**13 | Frank Schulte..... 7 | Harry Steinfeldt.....**83 | Frank Chance.....*57 |
| 1907 | Johnny Kling..... 8 | Johnny Evers, Frank Schulte..... 2 | Harry Steinfeldt..... 70 | Johnny Evers..... 46 |
| 1908 | Joe Tinker..... 14 | Joe Tinker..... 6 | Joe Tinker..... 68 | Johnny Evers..... 36 |
| 1909 | Frank Schulte, Joe Tinker..... 11 | Frank Schulte, Joe Tinker..... 4 | Frank Schulte..... 60 | Frank Chance..... 29 |
| 1900s | Joe Tinker – 65 | Joe Tinker – 21 | Frank Chance – 501 | Frank Chance – 357 |
| 1910 | Solly Hofman..... 16 | Frank Schulte.....#10 | Solly Hofman..... 86 | Solly Hofman..... 29 |
| 1911 | Frank Schulte.....+21 | Frank Schulte.....#21 | Frank Schulte.....**107 | Jimmy Sheckard..... 32 |
| 1912 | V. Saier, H. Zimmerman..... 14 | Heinie Zimmerman.....*14 | Heinie Zimmerman.....*104 | Joe Tinker..... 25 |
| 1913 | Vic Saier.....+*21 | Vic Saier..... 14 | Heinie Zimmerman..... 95 | Joe Tinker..... 25 |
| 1914 | Heinie Zimmerman..... 12 | Vic Saier..... 18 | Heinie Zimmerman..... 87 | Wilbur Good..... 31 |
| 1915 | V. Saier, H. Zimmerman..... 11 | Cy Williams..... 13 | Vic Saier, Cy Williams..... 64 | Vic Saier..... 29 |
| 1916 | Les Mann, Cy Williams..... 9 | Cy Williams.....#12 | Cy Williams..... 66 | Max Flack..... 24 |
| 1917 | Les Mann..... 10 | Larry Doyle..... 6 | Larry Doyle..... 61 | Max Flack, Rollie Zeider..... 17 |
| 1918 | Max Flack..... 10 | Max Flack..... 6 | Fred Merkle..... 65 | Charlie Hollocher..... 26 |
| 1919 | Les Mann..... 8 | Max Flack..... 4 | Fred Merkle..... 62 | Fred Merkle..... 20 |
| 1910s | Heinie Zimmerman – 77 | Frank Schulte – 74 | Heinie Zimmerman – 535 | Frank Schulte – 127 |
| 1920 | Dave Robertson..... 11 | Dave Robertson..... 10 | Dave Robertson..... 75 | Charlie Hollocher..... 20 |
| 1921 | C. Deal, C. Hollocher..... 8 | Max Flack, Ray Grimes..... 6 | Ray Grimes..... 79 | Max Flack, George Maisel..... 17 |
| 1922 | Ray Grimes..... 12 | Ray Grimes..... 14 | Ray Grimes..... 99 | Charlie Hollocher..... 19 |
| 1923 | Barney Friberg..... 11 | Hack Miller..... 20 | Barney Friberg, Hack Miller..... 88 | George Grantham..... 43 |
| 1924 | G. Hartnett, C. Heathcote..... 7 | Gabby Hartnett..... 16 | Barney Friberg..... 82 | Cliff Heathcote..... 26 |
| 1925 | Howard Freigau..... 10 | Gabby Hartnett..... 24 | Charlie Grimm..... 76 | Sparky Adams..... 26 |
| 1926 | Hack Wilson..... 8 | Hack Wilson.....*21 | Hack Wilson..... 109 | Sparky Adams..... 27 |
| 1927 | Hack Wilson..... 12 | Hack Wilson.....**30 | Hack Wilson..... 129 | Sparky Adams..... 26 |
| 1928 | Cuyler, Hartnett, Stephenson, Wilson..... 9 | Hack Wilson.....**31 | Hack Wilson..... 120 | Kiki Cuyler.....#37 |
| 1929 | Rogers Hornsby..... 8 | R. Hornsby, H. Wilson..... 39 | Hack Wilson.....*#159 | Kiki Cuyler.....#43 |
| 1920s | Hack Wilson – 34 | Hack Wilson – 121 | Hack Wilson – 517 | Cliff Heathcote – 117 |
| 1930 | Kiki Cuyler, Woody English..... 17 | Hack Wilson.....#56 | Hack Wilson.....+*191 | Kiki Cuyler.....#37 |
| 1931 | Kiki Cuyler..... 12 | Rogers Hornsby..... 16 | Rogers Hornsby..... 90 | Kiki Cuyler..... 13 |
| 1932 | Kiki Cuyler..... 9 | Johnny Moore..... 13 | Riggs Stephenson..... 85 | Billy Herman..... 14 |
| 1933 | Babe Herman..... 12 | Gabby Hartnett, Billy Herman..... 16 | Babe Herman..... 93 | Babe Herman..... 6 |
| 1934 | Kiki Cuyler..... 8 | Gabby Hartnett..... 22 | Gabby Hartnett..... 90 | Kiki Cuyler..... 15 |
| 1935 | Phil Cavarretta..... 12 | Chuck Klein..... 21 | Gabby Hartnett..... 91 | Augie Galan.....*22 |
| 1936 | Billy Herman..... 7 | Frank Demaree..... 16 | Frank Demaree..... 96 | Stan Hack..... 17 |
| 1937 | Billy Herman..... 11 | Augie Galan..... 18 | Frank Demaree..... 115 | Augie Galan.....*23 |
| 1938 | Stan Hack..... 11 | Ripper Collins..... 13 | Augie Galan..... 69 | Stan Hack.....*16 |
| 1939 | Billy Herman.....#18 | Hank Leiber..... 24 | Hank Leiber..... 88 | Stan Hack.....**17 |
| 1930s | Billy Herman – 64 | Gabby Hartnett – 149 | Gabby Hartnett – 777 | Stan Hack – 100 |

Cubs Yearly Batting Leaders From 1940-1989

| YEAR | BATTING AVERAGE | RUNS SCORED | HITS | DOUBLES |
|--------------|------------------------------------|-----------------------------|---------------------------------------|--|
| 1940 | Stan Hack..... .317 | Stan Hack..... 101 | Stan Hack..... **191 | Jim Gleeson 39 |
| 1941 | Stan Hack..... .317 | Stan Hack..... 111 | Stan Hack..... *186 | Dom Dallessandro 36 |
| 1942 | Stan Hack, Lou Novikoff300 | Stan Hack..... 91 | Bill Nicholson 173 | Stan Hack..... 36 |
| 1943 | Bill Nicholson309 | Bill Nicholson 95 | Bill Nicholson 188 | Bill Nicholson 30 |
| 1944 | Phil Cavarretta321 | Bill Nicholson *116 | Phil Cavarretta **197 | Don Johnson 37 |
| 1945 | Phil Cavarretta #.355 | Stan Hack..... 110 | Stan Hack..... 193 | Phil Cavarretta 34 |
| 1946 | Eddie Waitkus304 | Phil Cavarretta 89 | Phil Cavarretta 150 | Phil Cavarretta 28 |
| 1947 | Phil Cavarretta314 | Bill Nicholson 69 | Andy Paiko 155 | Bill Nicholson, Eddie Waitkus 28 |
| 1948 | Andy Paiko312 | Eddie Waitkus 87 | Andy Paiko 171 | Andy Paiko 30 |
| 1949 | Andy Paiko281 | Andy Paiko 79 | Andy Paiko 146 | Andy Paiko 29 |
| 1940s | Stan Hack – .303 | Bill Nicholson – 701 | Phil Cavarretta – 1304 | Phil Cavarretta – 241 |
| 1950 | Andy Paiko304 | Andy Paiko 95 | Andy Paiko 156 | Hank Sauer 32 |
| 1951 | Frank Baumholtz284 | Randy Jackson 78 | Frankie Baumholtz 159 | Frankie Baumholtz 28 |
| 1952 | Frank Baumholtz325 | Hank Sauer 89 | Dee Fondy 166 | Hank Sauer 31 |
| 1953 | Dee Fondy309 | Dee Fondy 79 | Dee Fondy 184 | Frankie Baumholtz 36 |
| 1954 | Hank Sauer288 | Hank Sauer 98 | Ernie Banks 163 | Ralph Kiner 36 |
| 1955 | Ernie Banks295 | Ernie Banks 98 | Ernie Banks 176 | Gene Baker, Ernie Banks 29 |
| 1956 | Ernie Banks297 | Ernie Banks 82 | Ernie Banks 160 | Walt Moryn 27 |
| 1957 | Walt Moryn289 | Ernie Banks 113 | Ernie Banks 169 | Ernie Banks 34 |
| 1958 | Ernie Banks313 | Ernie Banks 119 | Ernie Banks 193 | Bobby Thomson 27 |
| 1959 | Ernie Banks304 | Ernie Banks 97 | Ernie Banks 179 | Tony Taylor 30 |
| 1950s | Frank Baumholtz – .300 | Ernie Banks – 582 | Ernie Banks – 1051 | Ernie Banks – 156 |
| 1960 | Richie Ashburn291 | Richie Ashburn 99 | Ernie Banks 162 | Ernie Banks 32 |
| 1961 | George Altman303 | Ron Santo 84 | Ron Santo 164 | Ron Santo 32 |
| 1962 | George Altman318 | Billy Williams 94 | Billy Williams 184 | George Altman 27 |
| 1963 | Ron Santo297 | Billy Williams 87 | Ron Santo 187 | Billy Williams 36 |
| 1964 | Ron Santo313 | Billy Williams 100 | Billy Williams 201 | Billy Williams 39 |
| 1965 | Billy Williams315 | Billy Williams 115 | Billy Williams 203 | Billy Williams 39 |
| 1966 | Ron Santo312 | Billy Williams 100 | Glenn Beckert 188 | Adolfo Phillips 29 |
| 1967 | Ron Santo300 | Ron Santo 107 | Ron Santo, Billy Williams 176 | Glenn Beckert 32 |
| 1968 | Glenn Beckert294 | Glenn Beckert *#98 | Glenn Beckert 189 | Billy Williams 30 |
| 1969 | Billy Williams293 | Don Kessinger 109 | Billy Williams 188 | Don Kessinger 38 |
| 1960s | Billy Williams – .292 | Billy Williams – 861 | Billy Williams – 1651 | Billy Williams – 263 |
| 1970 | Billy Williams322 | Billy Williams #137 | Billy Williams ##205 | Billy Williams 34 |
| 1971 | Glenn Beckert342 | Billy Williams 86 | Glenn Beckert 181 | Billy Williams 27 |
| 1972 | Billy Williams #.333 | Jose Cardenal 96 | Billy Williams 191 | Billy Williams 34 |
| 1973 | Jose Cardenal303 | Rick Monday 93 | Billy Williams 166 | Jose Cardenal 33 |
| 1974 | Bill Madlock313 | Rick Monday 84 | Jose Cardenal 159 | Jose Cardenal 35 |
| 1975 | Bill Madlock *.354 | Rick Monday 89 | Jose Cardenal, Bill Madlock 182 | Jose Cardenal 30 |
| 1976 | Bill Madlock #.339 | Rick Monday 107 | Bill Madlock 174 | Bill Madlock 36 |
| 1977 | Steve Ontiveros299 | Ivan DeJesus 91 | Ivan DeJesus 166 | Jerry Morales 34 |
| 1978 | Bill Buckner323 | Ivan DeJesus *104 | Ivan DeJesus 172 | Bill Buckner 26 |
| 1979 | Dave Kingman288 | Dave Kingman 97 | Ivan DeJesus 180 | Bill Buckner, Jerry Martin 34 |
| 1970s | Bill Madlock – .336 | Don Kessinger – 466 | Don Kessinger – 937 | Jose Cardenal – 159 |
| 1980 | Bill Buckner *.324 | Ivan DeJesus 78 | Bill Buckner 187 | Bill Buckner 41 |
| 1981 | Bill Buckner311 | Ivan DeJesus 49 | Bill Buckner 131 | Bill Buckner **35 |
| 1982 | Leon Durham312 | Ryne Sandberg 103 | Bill Buckner 201 | Bill Buckner 34 |
| 1983 | Keith Moreland302 | Ryne Sandberg 94 | Bill Buckner 175 | Bill Buckner **38 |
| 1984 | Ryne Sandberg314 | Ryne Sandberg *114 | Ryne Sandberg 200 | Ryne Sandberg 36 |
| 1985 | Keith Moreland307 | Ryne Sandberg 113 | Ryne Sandberg 186 | Leon Durham 32 |
| 1986 | Ryne Sandberg284 | Keith Moreland 72 | Ryne Sandberg 178 | Shawon Dunston 37 |
| 1987 | Ryne Sandberg294 | Andre Dawson 90 | Andre Dawson 178 | Keith Moreland 29 |
| 1988 | Rafael Palmeiro307 | Andre Dawson 78 | Andre Dawson 179 | Rafael Palmeiro 41 |
| 1989 | Mark Grace314 | Ryne Sandberg *104 | Ryne Sandberg 176 | Mark Grace 28 |
| 1980s | Bill Buckner – .302 | Ryne Sandberg – 754 | Ryne Sandberg – 1394 | Ryne Sandberg – 226 |

| YEAR | TRIPLES | HOME RUNS | RUNS BATTED IN | STOLEN BASES |
|--------------|--------------------------------------|------------------------------------|-----------------------------------|---------------------------------------|
| 1940 | Jim Gleason..... 11 | Bill Nicholson..... 25 | Bill Nicholson..... 98 | Stan Hack..... 21 |
| 1941 | Stan Hack..... 5 | Bill Nicholson..... 26 | Bill Nicholson..... 98 | Stan Hack..... 10 |
| 1942 | Bill Nicholson..... 11 | Bill Nicholson..... 21 | Bill Nicholson..... 78 | Lennie Merullo..... 14 |
| 1943 | Peanuts Lowrey..... 12 | Bill Nicholson..... *29 | Bill Nicholson..... #128 | Peanuts Lowrey..... 13 |
| 1944 | Phil Cavarretta..... 15 | Bill Nicholson..... #33 | Bill Nicholson..... #122 | Roy Hughes..... 16 |
| 1945 | Andy Pafko..... 12 | Bill Nicholson..... 13 | Andy Pafko..... 110 | Stan Hack..... 12 |
| 1946 | Phil Cavarretta..... 10 | P. Cavarretta, B. Nicholson..... 8 | Phil Cavarretta..... 78 | Peanuts Lowrey..... 10 |
| 1947 | Andy Pafko..... 7 | Bill Nicholson..... 26 | Bill Nicholson..... 75 | Lennie Merullo, Andy Pafko..... 4 |
| 1948 | Eddie Waitkus..... 10 | Andy Pafko..... 26 | Andy Pafko..... 101 | Eddie Waitkus..... 11 |
| 1949 | Roy Smalley..... 10 | Hank Sauer..... 27 | Hank Sauer..... 83 | Hal Jeffcoat..... 12 |
| 1940s | Phil Cavarretta – 70 | Bill Nicholson – 200 | Bill Nicholson – 795 | Stan Hack – 65 |
| 1950 | Roy Smalley..... 9 | Andy Pafko..... 36 | Hank Sauer..... 103 | Wayne Terwilliger..... 13 |
| 1951 | Frankie Baumholtz..... 10 | Hank Sauer..... 30 | Hank Sauer..... 89 | Randy Jackson..... 14 |
| 1952 | Dee Fondy..... 9 | Hank Sauer..... #37 | Hank Sauer..... #121 | Dee Fondy..... 13 |
| 1953 | Dee Fondy..... 11 | Ralph Kiner..... 28 | Ralph Kiner..... 87 | Eddie Miksis..... 13 |
| 1954 | Ernie Banks..... 7 | Hank Sauer..... 41 | Hank Sauer..... 103 | Dee Fondy..... 20 |
| 1955 | Ernie Banks..... 9 | Ernie Banks..... 44 | Ernie Banks..... 117 | Gene Baker, Ernie Banks..... 9 |
| 1956 | Dee Fondy..... 9 | Ernie Banks..... 28 | Ernie Banks..... 85 | Solly Drake, Dee Fondy..... 9 |
| 1957 | Ernie Banks..... 6 | Ernie Banks..... 43 | Ernie Banks..... 102 | Ernie Banks..... 8 |
| 1958 | Ernie Banks..... 11 | Ernie Banks..... #47 | Ernie Banks..... #129 | Tony Taylor..... 21 |
| 1959 | Al Dark..... 9 | Ernie Banks..... 45 | Ernie Banks..... #143 | Tony Taylor..... 23 |
| 1950s | Ernie Banks – 48 | Ernie Banks – 228 | Ernie Banks – 661 | Dee Fondy – 66 |
| 1960 | Bob Will..... 9 | Ernie Banks..... #41 | Ernie Banks..... 117 | Richie Ashburn..... 16 |
| 1961 | George Altman..... *12 | Ernie Banks..... 29 | George Altman..... 96 | Richie Ashburn..... 7 |
| 1962 | Ken Hubbs..... 9 | Ernie Banks..... 37 | Ernie Banks..... 104 | George Altman..... 19 |
| 1963 | Lou Brock..... 11 | Ron Santo, Billy Williams..... 25 | Ron Santo..... 99 | Lou Brock..... 24 |
| 1964 | Ron Santo..... #13 | Billy Williams..... 33 | Ron Santo..... 114 | Billy Cowan..... 12 |
| 1965 | Billy Williams..... 6 | Billy Williams..... 34 | Billy Williams..... 108 | Don Landrum..... 14 |
| 1966 | Ron Santo..... 8 | Ron Santo..... 30 | Ron Santo..... 94 | Adolfo Phillips..... 32 |
| 1967 | Billy Williams..... 12 | Ron Santo..... 31 | Ron Santo..... 98 | Adolfo Phillips..... 24 |
| 1968 | Billy Williams..... 8 | Ernie Banks..... 32 | Ron Santo, Billy Williams..... 98 | Don Kessinger, Adolfo Phillips..... 9 |
| 1969 | Billy Williams..... 10 | Ron Santo..... 29 | Ron Santo..... 123 | Don Kessinger..... 11 |
| 1960s | Billy Williams – 69 | Ernie Banks – 269 | Ron Santo – 937 | Adolfo Phillips – 66 |
| 1970 | Don Kessinger..... 14 | Billy Williams..... 42 | Billy Williams..... 129 | Don Kessinger..... 12 |
| 1971 | Don Kessinger..... 6 | Billy Williams..... 28 | Billy Williams..... 93 | Don Kessinger..... 15 |
| 1972 | Cardenal, Kessinger, Williams..... 6 | Billy Williams..... 37 | Billy Williams..... 122 | Jose Cardenal..... 25 |
| 1973 | Rick Monday..... 5 | Rick Monday..... 26 | Billy Williams..... 86 | Jose Cardenal..... 19 |
| 1974 | Kessinger, Monday, Morales..... 7 | Rick Monday..... 20 | Jerry Morales..... 82 | Jose Cardenal..... 23 |
| 1975 | Don Kessinger..... 10 | Andre Thornton..... 18 | Jerry Morales..... 91 | Jose Cardenal..... 34 |
| 1976 | Rick Monday, Joe Wallis..... 5 | Rick Monday..... 32 | Bill Madlock..... 84 | Jose Cardenal..... 23 |
| 1977 | Ivan DeJesus..... 7 | Bobby Murcer..... 27 | Bobby Murcer..... 89 | Ivan DeJesus..... 24 |
| 1978 | Ivan DeJesus, Greg Gross..... 7 | Dave Kingman..... 28 | Dave Kingman..... 79 | Ivan DeJesus..... 41 |
| 1979 | Ivan DeJesus..... 10 | Dave Kingman..... #48 | Dave Kingman..... 115 | Ivan DeJesus..... 24 |
| 1970s | Don Kessinger – 46 | Billy Williams – 143 | Billy Williams – 498 | Jose Cardenal – 129 |
| 1980 | Lenny Randle..... 6 | Jerry Martin..... 23 | Jerry Martin..... 73 | Ivan DeJesus..... 44 |
| 1981 | Leon Durham..... 6 | Bill Buckner, Leon Durham..... 10 | Bill Buckner..... 75 | Leon Durham..... 25 |
| 1982 | Larry Bowa, Leon Durham..... 7 | Leon Durham..... 22 | Bill Buckner..... 105 | Bump Wills..... 35 |
| 1983 | Leon Durham..... 8 | Ron Cey, Jody Davis..... 24 | Ron Cey..... 90 | Ryne Sandberg..... 37 |
| 1984 | Ryne Sandberg..... #19 | Ron Cey..... 25 | Ron Cey..... 97 | Bobby Demier..... 45 |
| 1985 | Ryne Sandberg..... 6 | Ryne Sandberg..... 26 | Keith Moreland..... 106 | Ryne Sandberg..... 54 |
| 1986 | Leon Durham..... 7 | Gary Matthews, Jody Davis..... 21 | Keith Moreland..... 79 | Ryne Sandberg..... 34 |
| 1987 | Dave Martinez..... 8 | Andre Dawson..... *##49 | Andre Dawson..... #137 | Ryne Sandberg..... 21 |
| 1988 | A. Dawson, R. Sandberg..... 8 | Andre Dawson..... 24 | Andre Dawson..... 79 | Shawon Dunston..... 30 |
| 1989 | Dawson, Dunston, Smith..... 6 | Ryne Sandberg..... 30 | Mark Grace..... 79 | Jerome Walton..... 24 |
| 1980s | Ryne Sandberg – 54 | Ryne Sandberg – 139 | Ryne Sandberg – 549 | Ryne Sandberg – 250 |

Cubs Yearly Batting Leaders From 1990-2017

| YEAR | BATTING AVERAGE | RUNS SCORED | HITS | DOUBLES |
|--------------|--------------------------------------|----------------------------|---------------------------------|------------------------------------|
| 1990 | Andre Dawson..... .310 | Ryne Sandberg..... *116 | Ryne Sandberg..... 188 | Mark Grace..... 32 |
| 1991 | Ryne Sandberg..... .291 | Ryne Sandberg..... 104 | Ryne Sandberg..... 170 | Ryne Sandberg..... 32 |
| 1992 | Mark Grace..... .307 | Ryne Sandberg..... 100 | Ryne Sandberg..... 186 | Mark Grace..... 37 |
| 1993 | Mark Grace..... .325 | Sammy Sosa..... 92 | Mark Grace..... 193 | Mark Grace..... 39 |
| 1994 | Sammy Sosa..... .300 | Sammy Sosa..... 59 | Sammy Sosa..... 128 | Rick Wilkins..... 25 |
| 1995 | Mark Grace..... .326 | Mark Grace..... 97 | Mark Grace..... 180 | Mark Grace..... *51 |
| 1996 | Mark Grace..... .331 | Brian McRae..... 111 | Mark Grace..... 181 | Mark Grace..... 39 |
| 1997 | Mark Grace..... .319 | Sammy Sosa..... 90 | Mark Grace..... 177 | Mark Grace..... 32 |
| 1998 | Mark Grace..... .309 | Sammy Sosa..... #134 | Sammy Sosa..... 198 | Mark Grace..... 39 |
| 1999 | Mark Grace..... .309 | Sammy Sosa..... 114 | Mark Grace..... 183 | Mark Grace..... 44 |
| 1990s | Mark Grace – .311 | Mark Grace – 843 | Mark Grace – 1754 | Mark Grace – 364 |
| 2000 | Sammy Sosa..... .320 | Sammy Sosa..... 106 | Sammy Sosa..... 193 | Mark Grace..... 41 |
| 2001 | Sammy Sosa..... .328 | Sammy Sosa..... #146 | Sammy Sosa..... 189 | Eric Young..... 43 |
| 2002 | Sammy Sosa..... .288 | Sammy Sosa..... *122 | Sammy Sosa..... 168 | Corey Patterson..... 30 |
| 2003 | Mark Grudzielanek..... .314 | Sammy Sosa..... 99 | Moises Alou..... 158 | Mark Grudzielanek..... 38 |
| 2004 | Aramis Ramirez..... .318 | Moises Alou..... 106 | Moises Alou..... 176 | Derrek Lee..... 39 |
| 2005 | Derrek Lee..... *.335 | Derrek Lee..... 120 | Derrek Lee..... 199 | Derrek Lee..... 50 |
| 2006 | Michael Barrett..... .305 | Aramis Ramirez..... 93 | Juan Pierre..... *204 | Aramis Ramirez..... 38 |
| 2007 | Derrek Lee..... .301 | Alfonso Soriano..... 97 | Derrek Lee..... 180 | Derrek Lee..... 43 |
| 2008 | Ryan Theriot..... .307 | Mark DeRosa..... 103 | Derrek Lee..... 181 | Aramis Ramirez..... 44 |
| 2009 | Derrek Lee..... .306 | Derrek Lee..... 91 | Ryan Theriot..... 171 | Ryan Theriot..... 38 |
| 2000s | Derrek Lee – .304 | Sammy Sosa – 542 | Aramis Ramirez – 961 | Derrek Lee – 218 |
| 2010 | Starlin Castro..... .300 | Marlon Byrd..... 84 | Marlon Byrd..... 170 | Alfonso Soriano..... 40 |
| 2011 | Starlin Castro..... .307 | Starlin Castro..... 91 | Starlin Castro..... *207 | Starlin Castro..... 36 |
| 2012 | Anthony Rizzo..... .285 | Starlin Castro..... 78 | Starlin Castro..... 183 | Alfonso Soriano..... 33 |
| 2013 | Dioner Navarro..... .300 | Anthony Rizzo..... 71 | Starlin Castro..... 163 | Anthony Rizzo..... 40 |
| 2014 | Starlin Castro..... .292 | Anthony Rizzo..... 89 | Starlin Castro..... 154 | S. Castro, L. Valbuena..... 33 |
| 2015 | Anthony Rizzo..... .278 | Dexter Fowler..... 102 | Anthony Rizzo..... 163 | Anthony Rizzo..... 38 |
| 2016 | Kris Bryant..... .292 | Kris Bryant..... 121 | Kris Bryant..... 176 | Anthony Rizzo..... 43 |
| 2017 | Kris Bryant..... .295 | Kris Bryant..... 111 | Kris Bryant..... 162 | Kris Bryant..... 38 |
| 2010s | Starlin Castro – .281 | Anthony Rizzo – 491 | Starlin Castro – 991 | Anthony Rizzo – 196 |
| YEAR | TRIPLES | HOME RUNS | RUNS BATTED IN | STOLEN BASES |
| 1990 | Shawon Dunston..... 8 | Ryne Sandberg..... *40 | A. Dawson, R. Sandberg..... 100 | S. Dunston, R. Sandberg..... 25 |
| 1991 | Shawon Dunston..... 7 | Andre Dawson..... 31 | Andre Dawson..... 104 | Ced Landrum..... 27 |
| 1992 | Ryne Sandberg..... 8 | Ryne Sandberg..... 26 | Andre Dawson..... 90 | Ryne Sandberg..... 17 |
| 1993 | Dwight Smith, Sammy Sosa..... 5 | Sammy Sosa..... 33 | Mark Grace..... 98 | Sammy Sosa..... 36 |
| 1994 | Sammy Sosa..... 6 | Sammy Sosa..... 25 | Sammy Sosa..... 70 | Sammy Sosa..... 22 |
| 1995 | Scott Bulllett, Brian McRae..... 7 | Sammy Sosa..... 36 | Sammy Sosa..... 119 | Sammy Sosa..... 34 |
| 1996 | Brian McRae..... 5 | Sammy Sosa..... 40 | Sammy Sosa..... 100 | Brian McRae..... 37 |
| 1997 | 5 players tied at..... 5 | Sammy Sosa..... 36 | Sammy Sosa..... 119 | Shawon Dunston..... 29 |
| 1998 | Brant Brown, Jose Hernandez..... 7 | Sammy Sosa..... +66 | Sammy Sosa..... #158 | Sammy Sosa..... 18 |
| 1999 | Lance Johnson..... 6 | Sammy Sosa..... 63 | Sammy Sosa..... 141 | Lance Johnson..... 13 |
| 1990s | Mark Grace – 30 | Sammy Sosa – 307 | Sammy Sosa – 825 | Sammy Sosa – 172 |
| 2000 | Damon Buford, Jose Nieves..... 3 | Sammy Sosa..... #50 | Sammy Sosa..... 138 | Eric Young..... 54 |
| 2001 | Michael Tucker..... 7 | Sammy Sosa..... 64 | Sammy Sosa..... #160 | Eric Young..... 31 |
| 2002 | A. Gonzalez, C. Patterson..... 5 | Sammy Sosa..... *49 | Sammy Sosa..... 108 | Corey Patterson..... 18 |
| 2003 | Corey Patterson..... 7 | Sammy Sosa..... 40 | Sammy Sosa..... 103 | Tom Goodwin..... 19 |
| 2004 | M. Barrett, C. Patterson..... 5 | Moises Alou..... 39 | Moises Alou..... 106 | Corey Patterson..... 32 |
| 2005 | Four Tied..... 3 | Derrek Lee..... 46 | Derrek Lee..... 107 | D. Lee, C. Patterson..... 15 |
| 2006 | Juan Pierre..... 13 | Aramis Ramirez..... 38 | Aramis Ramirez..... 119 | Juan Pierre..... 58 |
| 2007 | Derrek Lee..... 5 | Alfonso Soriano..... 33 | Aramis Ramirez..... 101 | Ryan Theriot..... 28 |
| 2008 | Ryan Theriot..... 4 | Alfonso Soriano..... 29 | Aramis Ramirez..... 111 | Ryan Theriot..... 22 |
| 2009 | Kosuke Fukudome, Ryan Theriot... 5 | Derrek Lee..... 35 | Derrek Lee..... 111 | Ryan Theriot..... 21 |
| 2000s | Corey Patterson – 21 | Sammy Sosa – 238 | Aramis Ramirez – 630 | Corey Patterson – 86 |
| 2010 | Tyler Colvin, Starlin Castro..... 5 | Aramis Ramirez..... 25 | Aramis Ramirez..... 83 | Ryan Theriot..... 16 |
| 2011 | Starlin Castro..... 9 | Carlos Peña..... 28 | Aramis Ramirez..... 93 | Tony Campana..... 24 |
| 2012 | Starlin Castro..... 12 | Alfonso Soriano..... 32 | Alfonso Soriano..... 108 | Tony Campana..... 30 |
| 2013 | David DeJesus, Nate Schierholtz... 3 | Anthony Rizzo..... 23 | Anthony Rizzo..... 80 | Alfonso Soriano..... 10 |
| 2014 | Chris Coghlan..... 5 | Anthony Rizzo..... 32 | Anthony Rizzo..... 78 | Emilio Bonifacio..... 14 |
| 2015 | Dexter Fowler..... 8 | Anthony Rizzo..... 31 | Anthony Rizzo..... 101 | Dexter Fowler..... 20 |
| 2016 | Dexter Fowler..... 7 | Kris Bryant..... 39 | Anthony Rizzo..... 109 | Dexter Fowler..... 13 |
| 2017 | Kris Bryant, Jason Heyward..... 4 | Anthony Rizzo..... 32 | Anthony Rizzo..... 109 | Anthony Rizzo, Javier Baez..... 10 |
| 2010s | Starlin Castro – 31 | Anthony Rizzo – 165 | Anthony Rizzo – 525 | Starlin Castro – 75 |

ROOKIE BATTING RECORDS

| | |
|-------------------------------------|-------------------------|
| Games: 160 | Ken Hubbs (1962) |
| At-Bats: 661 | Ken Hubbs (1962) |
| Batting Average: .352 | Hack Miller (1922) |
| Runs Scored: 103 | Ryne Sandberg (1982) |
| Hits: 206 | Billy Herman (1932) |
| Singles: 156 | Billy Herman (1932) |
| Doubles: 42 | Billy Herman (1932) |
| Triples: 14 | Wildfire Schulte (1905) |
| Extra-Base Hits: 62 | Kris Bryant (2015) |
| Home Runs: 26 | Kris Bryant (2015) |
| Total Bases: 273 | Kris Bryant (2015) |
| Runs Batted In: 99 | Kris Bryant (2015) |
| Stolen Bases: 43 | George Grantham (1923) |
| Bases on Balls: 92 | Eddie Stanky (1943) |
| Strikeouts: 199 | Kris Bryant (2015) |
| Consecutive-Game Hitting Streak: 30 | Jerome Walton (1989) |

CLUB SINGLE-SEASON BATTING RECORDS

| | |
|--|-------------------------------|
| Highest Batting Average: .309 | 1930 |
| Lowest Batting Average: .236 | 1981 (Shortened Season) |
| | .238 |
| | 1965 |
| Most At-Bats: 5,675 | 1988 |
| Fewest At-Bats: 3,546 | 1981 (Shortened Season) |
| | 4,733 |
| | 1903 |
| Most Runs Scored: 998 | 1930 |
| Fewest Runs Scored: 370 | 1981 (Shortened Season) |
| | 520 |
| | 1916 |
| Most Hits: 1,722 | 1930 |
| Fewest Hits: 838 | 1981 (Shortened Season) |
| | 1,224 |
| | 1902, 1907 |
| Most Doubles: 340 | 1931, 2007 |
| Fewest Doubles: 133 | 1902 |
| Most Triples: 101 | 1911 |
| Fewest Triples: 18 | 2013 |
| Most Home Runs: 235 | 2004 |
| Fewest Home Runs: 6 | 1902 |
| Consecutive Games with Home Runs: 17 | 1998 (8/19-9/5) |
| Start of Season: *13 | 1954 (4/13-5/2) |
| Grand Slams: 9 | 1929 |
| Most Runs Batted In: 940 | 1930 |
| Fewest Runs Batted In: 348 | 1981 (Shortened Season) |
| | 423 |
| | 1902 |
| Most Total Bases: 2,684 | 1930 |
| Fewest Total Bases: 1,205 | 1981 (Shortened Season) |
| | 1,455 |
| | 1902 |
| Most Extra-Base Hits: 572 | 2004 |
| Fewest Extra-Base Hits: 179 | 1902 |
| Highest Slugging Percentage: .481 | 1930 |
| Lowest Slugging Percentage: .299 | 1902 |
| Most Sacrifice Hits: 270 | 1908 |
| Most Sacrifice Flies: 66 | 1975 |
| Most Stolen Bases: 283 | 1906 |
| Fewest Stolen Bases: 22 | 1947 |
| Most Caught Stealing: *149 | 1924 |
| Most Bases on Balls: 656 | 2016 |
| Fewest Bases on Balls: 298 | 1904, 1919 (Shortened Season) |
| Most Strikeouts: 1,518 | 2015 |
| Fewest Strikeouts: 343 | 1918 (Shortened Season) |
| | 374 |
| | 1921 |
| Most Hit By Pitch: 96 | 2016 |
| Fewest Hit By Pitch: 13 | 1956, 1981 (Shortened Season) |
| Most Sacrifice Bunts (Since 1954): 117 | 2001 |
| Most Grounded into Double Plays: 161 | 1933 |
| Fewest Grounded into Double Plays: 78 | 1981 (Shortened Season) |
| | 87 |
| | 1991 |
| Most Left on Base: 1,262 | 1975 |
| Fewest Left on Base: 721 | 1981 (Shortened Season) |
| | 1,044 |
| | 2012 |
| Most Times Shut Out: 22 | 1915, 1968 |
| Fewest Times Shut Out: 4 | seven times, last time 2001 |

*Major League Record ... *National League Record
 ++Ties Major League Record ... **Ties National League Record

ONLY CUBS TO

HOMER IN FIRST MAJOR LEAGUE AT-BAT

Paul Gillespie: 9/11/1942 @ N.Y. Giants (first PA)
 Frank Ernaga: 5/24/1957 vs. Milwaukee Braves (first PA)
 Cuno Barragan: 9/1/1961 vs. San Francisco (first PA)
 Carmelo Martinez: 8/22/1983 vs. Cincinnati
 Jim Bullinger: 6/8/1992 @ St. Louis (first pitch)
 Starlin Castro: 5/7/2010 @ Cincinnati (first PA)
 Jorge Soler: 8/27/2014 @ Cincinnati (first PA)
 Willson Contreras: 6/19/2016 vs. Pittsburgh (first pitch)

HOMER IN CONSECUTIVE PINCH-HIT AT-BATS

Dale Long: 8/13-8/14/1959
 Carmen Fanzone: 7/31-9/10/1974
 Darrin Jackson: 8/14-8/16/1988
 Henry Rodriguez: 4/29-5/10/2000
 Dioner Navarro: 4/12-13/2013

HIT GRAND SLAMS IN CONSECUTIVE GAMES

Sammy Sosa: 7/27-7/28/1998

HIT GRAND SLAMS IN SAME GAME

8/16/1890 vs. Pittsburgh: Tom Burns and Malachi Kittridge
 6/3/1987 vs. Houston: Brian Dayett and Keith Moreland

HIT PINCH-HOMERS IN SAME GAME

6/9/1954 vs. Philadelphia: Joe Garagiola and Bill Serena
 9/10/1974 vs. Pittsburgh: Carmen Fanzone and Jim Tyrone
 8/23/1975 vs. Houston: Champ Summers and Rick Monday
 7/13/1997 vs. St. Louis: Jose Hernandez and Kevin Orie
 9/12/1998 vs. Milwaukee: Tyler Houston and Orlando Merced

HIT THREE CONSECUTIVE HOME RUNS

8/11/1941 @ St. Louis:
 Phil Cavarretta, Stan Hack and Bill Nicholson (5th inn.)
 4/16/1955 @ St. Louis:
 Randy Jackson, Ernie Banks and Dee Fondy (2nd inn.)
 5/17/1977 vs. San Diego:
 Larry Biittner, Bobby Murcer and Jerry Morales (5th inn.)
 9/6/1993 @ Philadelphia:
 Steve Buechele, Willie Wilson and Steve Lake (6th inn.)
 4/19/1996 vs. San Francisco:
 Brian McRae, Ryne Sandberg and Mark Grace (6th inn.)
 8/10/1998 @ San Francisco:
 Sammy Sosa, Mark Grace and Henry Rodriguez (5th inn.)
 6/18/1999 @ San Francisco:
 Sammy Sosa, Mark Grace and Henry Rodriguez (8th inn.)
 9/29/2001 vs. Houston:
 Fred McGriff, Rondell White and Todd Hundley (1st inn.)
 6/24/2003 vs. Milwaukee:
 Kerry Wood, Mark Grudzielanek and Alex Gonzalez (6th inn.)
 9/15/2004 vs. Pittsburgh:
 Derrek Lee, Sammy Sosa and Michael Barrett (1st inn.)
 8/17/2017 vs. Cincinnati:
 Alex Avila, Ian Happ and Javier Baez (4th inn.)

HIT BACK-TO-BACK HOMERS TWICE IN SAME GAME

4/16/1955 @ St. Louis:
 Ernie Banks and Dee Fondy (2nd and 6th innings)

CUBS TWO-GAME RECORDS

| | |
|---------------|---|
| Most Hits: 12 | Cal McVey, 7/22-7/25/1876 (6, 6) |
| Since 1900: 9 | Billy Williams, 5/14-5/15/1967 (5, 4) Sammy Sosa, 6/30-7/2/1993 (3, 6) Emilio Bonifacio, 3/31-4/2/2014 (4, 5) |
| Most RBI: 14 | Sammy Sosa, 8/10-8/11/2002 (9, 5) |

CUBS DOUBLEHEADER RECORDS

| | |
|-------------------|--|
| Most Hits: 8 | Frank Demaree, 8/21/1935 @ Philadelphia Frank Demaree, 7/5/1937 vs. St. Louis Ken Hubbs, 5/20/1962 @ Philadelphia Billy Williams, 7/11/1972 vs. Houston |
| Most Home Runs: 4 | Clyde McCullough, 7/26/1942 @ Philadelphia Bill Nicholson, 7/23/1944 @ N.Y. Giants Adolfo Phillips, 6/11/1967 vs. N.Y. Mets |
| Most RBI: 10 | Ron Santo, 7/6/1970 vs. Montreal |

Cubs Single-Game Batting Records

INDIVIDUAL BATTING

| | |
|--|--|
| Most Runs: ++6 | Cap Anson (8/24/1886 vs. Boston Braves), Jimmy Ryan (7/25/1894 vs. Pittsburgh) |
| Since 1900: 5 | 14 times, most recently by Emilio Bonifacio (5/12/2014 vs. St. Louis) |
| Most Hits: 6 | 10 times, most recently by Sammy Sosa (7/2/1993 @ Colorado) |
| Most Hits, Opening Day: 5 | Billy Herman (4/14/1936 @ St. Louis) |
| Most Hits, First Major League Game: 3 | Doug Dascenzo (9/2/1988 vs. Cincinnati), Kosuke Fukudome (3/31/2008 vs. Milwaukee), Junior Lake (7/19/2013 @ Colorado) |
| Most Hits, Consecutive At-Bats: 9 | Sammy Sosa (6/30-7/2/1993) |
| Most Doubles: ++4 | four times, most recently by Matt Murton (8/3/2006 ² vs. Arizona) |
| Most Triples: 3 | seven times, most recently by Shawn Dunston (7/28/1990 @ Montreal) |
| Most Home Runs: 3 | 41 times, most recently by Kris Bryant (6/27/16 @ Cincinnati) |
| Most Home Runs, Opening Day: 3 | Tuffy Rhodes (4/4/1994 vs. New York Mets) |
| Most Extra-Base Hits: ++5 | 2 times, last Kris Bryant (6/27/2016 @ Cincinnati) |
| Since 1900: 5 | Kris Bryant (6/27/2016 @ Cincinnati) |
| Most Total Bases: 16 | Kris Bryant (6/27/2016 @ Cincinnati) |
| Most Runs Batted In: 9 | Heinie Zimmerman (6/11/1911 vs. Boston Braves), Sammy Sosa (8/10/2002 @ Colorado) |
| Most Runs Batted In, Opening Day: 7 | Corey Patterson (3/31/2003 @ New York Mets) |
| Most Bases on Balls: ++6 | Walt Wilmot (8/22/1891 vs. Cleveland Spiders) |
| Since 1900: 5 | four times, most recently by Eric Young (6/30/2000 @ Milwaukee) |
| Most Times Reaching Base: 7 | Cliff Heathcote (8/25/1922 vs. Philadelphia), Eric Young (6/30/2000 @ Milwaukee) |
| Most Strikeouts: 6 | Don Hoak (5/2/1956 vs. New York Giants) |
| Most Sacrifice Flies: ++3 | Harry Steinfieldt (5/5/1909 vs. Cincinnati), Ernie Banks (6/2/1961 @ Cincinnati) |
| Most Hit By Pitch: ++3 | Frank Chance (5/30/1904 @ Cincinnati) |
| Most Stolen Bases: ++7 | George Gore (6/25/1881 vs. Providence) |
| Since 1900: 5 | Eric Young (5/14/2000 @ Montreal) |
| Most Steals of Home: ++2 | Joe Tinker (6/28/1910 vs. Cincinnati) |

INDIVIDUAL SINGLE-INNING RECORDS

| | |
|---|--|
| Most Hits: ++3 | Tommy Burns (9/6/1883 vs. Detroit Wolverines – 7th), Fred Pfeffer (9/6/1883 vs. Detroit Wolverines – 7th), Ed Williamson (9/6/1883 vs. Detroit Wolverines – 7th) |
| Most Home Runs: 2 | Sammy Sosa (5/16/1996 vs. Houston – 7th), Mark Bellhorn (8/29/2002 @ Milwaukee – 4th), Jim Edmonds (6/21/2008 vs. Chicago – 4th) |
| Most Home Runs, Consecutive Innings: ++3 | Sammy Sosa (8/10/2002 @ Colorado – 3rd, 4th, 5th) |
| Most Runs Batted In: 5 | Billy Williams (5/1/1964 @ Houston – 1st), Mark Bellhorn (8/29/2002 @ Milwaukee – 4th) |

CLUB BATTING

| | |
|---|--|
| Most Runs: +36 | 6/29/1897 vs. Louisville |
| Since 1900: 26 | 8/25/1922 vs. Philadelphia, 8/18/1995 @ Colorado |
| Most Hits: 32 | 7/3/1883 vs. Buffalo, 6/29/1897 vs. Louisville |
| Since 1900: 28 | 7/3/1945 @ Boston Braves |
| Most Doubles: 14 | 7/3/1883 vs. Buffalo |
| Since 1900: 10 | 7/12/1931 @ St. Louis |
| Most Triples: 9 | 5/3/1896 vs. St. Louis |
| Most Home Runs: 7 | 6/11/1967 vs. New York Mets, 8/19/1970 vs. San Diego, 5/17/1977 vs. San Diego |
| Most Grand Slams: ++2 | 8/16/1890 vs. Pittsburgh, 6/3/1987 vs. Houston |
| Most Extra-Base Hits: 16 | 7/3/1883 vs. Buffalo |
| Most Players Used: 27 | 9/21/1978 vs. Pittsburgh, 9/2/1986 vs. Houston |
| Biggest Win Since 1900: 22 runs | 7/3/1945 @ Boston Braves (Cubs 24-2) |
| Biggest Loss Since 1900: 22 runs | 9/16/1975 vs. Pittsburgh (Pirates 22-0) |
| Largest Shutout Win Since 1900: 19-0 | 6/7/1906 @ New York Giants, 5/13/1969 vs. San Diego |
| Most Runs, Doubleheader Shutout: 12 | 7/11/1965 vs. St. Louis |
| Most Runs, Both Clubs: 49 | 8/25/1922 vs. Philadelphia (Cubs 26-23) |
| Most Home Runs, Both Clubs: **11 | 6/11/1967 vs. New York Mets (Cubs 7, Mets 4), 7/28/1977 vs. Cincinnati (Cubs 6, Reds 5), 5/17/1979 vs. Philadelphia (Cubs 6, Phillies 5), 6/18/2006 vs. Detroit (Cubs 3, Tigers 8) |
| Most Walks Drawn: 17 | 5/30/1887 @ New York Giants |
| Most Strikeouts: 26 | 5/7/2017 vs. New York Yankees (18 innings) |
| Nine Innings (Since 1900): 18 | five times, most recently 8/16/2015 @ Chicago White Sox |

CLUB SINGLE-INNING RECORDS

| | |
|--|--|
| Most Runs: +18 | 9/6/1883 vs. Detroit Wolverines – 7th |
| Since 1900: 14 | 8/25/1922 vs. Philadelphia – 4th |
| Most Hits: +18 | 9/6/1883 vs. Detroit Wolverines – 7th |
| Since 1900: 11 | 8/25/1922 vs. Philadelphia – 4th |
| Most Home Runs: 4 | 5/12/1930 vs. New York – 7th, 4/27/2000 @ Houston – 1st, 6/21/2008 vs. White Sox – 4th, 8/17/2017 vs. Cincinnati – 4th |
| Most Consecutive Hits: ++10 | 9/7/1929 vs. Boston Braves – 4th |

**Major League Record ... **Ties Major League Record ... *National League Record ... **Ties National League Record*

Cubs Single-Season Batting Leaders

| BATTING AVERAGE (SINCE 1900) | | AT-BATS | | RUNS SCORED | | HITS | |
|-----------------------------------|-----|------------------------------------|-----|------------------------------|------|-------------------------------------|------|
| Rogers Hornsby (1929)..... | 380 | Juan Pierre (2006)..... | 699 | Rogers Hornsby (1929)..... | 156 | Rogers Hornsby (1929)..... | 229 |
| Heinie Zimmerman (1912)..... | 372 | Starlin Castro (2011)..... | 674 | King Kelly (1886)..... | 155 | Kiki Cuyler (1930)..... | 228 |
| Riggs Stephenson (1929)..... | 362 | Billy Herman (1935)..... | 666 | Kiki Cuyler (1930)..... | 155 | Billy Herman (1935)..... | 227 |
| Kiki Cuyler (1929)..... | 360 | Starlin Castro (2013)..... | 666 | Woody English (1930)..... | 152 | Cap Anson (1887)..... | 224 |
| Hack Wilson (1930)..... | 356 | Don Kessinger (1969)..... | 664 | George Gore (1886)..... | 150 | Woody English (1930)..... | 214 |
| Kiki Cuyler (1930)..... | 355 | Ken Hubbs (1962)..... | 661 | Bill Dahlen (1894)..... | 150 | Frank Demaree (1936)..... | 212 |
| Phil Cavarretta (1945)..... | 355 | Bill Buckner (1982)..... | 657 | Hack Wilson (1930)..... | 146 | Billy Herman (1936)..... | 211 |
| Ray Grimes (1922)..... | 354 | Billy Herman (1932)..... | 656 | Sammy Sosa (2001)..... | 146 | Jigger Statz (1923)..... | 209 |
| Bill Madlock (1975)..... | 354 | Glenn Beckert (1966)..... | 656 | Hugh Duffy (1889)..... | 144 | Hack Wilson (1930)..... | 208 |
| Hack Miller (1922)..... | 352 | Statz (1923)/Kessinger (1968)..... | 655 | Jimmy Ryan (1889)..... | 140 | Zimmerman (1912)/Castro (2011)..... | 207 |
| SINGLES | | DOUBLES | | TRIPLES | | HOME RUNS | |
| Cap Anson (1887)..... | 171 | Billy Herman (1935)..... | 57 | Frank Schulte (1911)..... | 21 | Sammy Sosa (1998)..... | 66 |
| Bill Everitt (1898)..... | 169 | Billy Herman (1936)..... | 57 | Vic Saier (1913)..... | 21 | Sammy Sosa (2001)..... | 66 |
| Bill Everitt (1895)..... | 168 | Mark Grace (1995)..... | 51 | Bill Dahlen (1892)..... | 19 | Sammy Sosa (1999)..... | 63 |
| Sparky Adams (1927)..... | 165 | Derrek Lee (2005)..... | 50 | Bill Dahlen (1896)..... | 19 | Hack Wilson (1930)..... | 56 |
| Frank Demaree (1936)..... | 159 | Kiki Cuyler (1930)..... | 50 | Ryne Sandberg (1984)..... | 19 | Sammy Sosa (2000)..... | 50 |
| Jigger Statz (1923)..... | 158 | Ned Williamson (1883)..... | 49 | Billy Herman (1939)..... | 18 | Andre Dawson (1987)..... | 49 |
| Billy Herman (1935)..... | 157 | Riggs Stephenson (1932)..... | 49 | Jimmy Ryan (1897)..... | 17 | Sammy Sosa (2002)..... | 49 |
| Glenn Beckert (1966)..... | 157 | Rogers Hornsby (1929)..... | 47 | Heinie Zimmerman (1911)..... | 17 | Dave Kingman (1979)..... | 48 |
| Herman (1932)/Beckert (1971)..... | 156 | Riggs Stephenson (1927)..... | 46 | Kiki Cuyler (1930)..... | 17 | Ernie Banks (1958)..... | 47 |
| Pierre (2006)..... | | Wilmot (1894)/Grimes (1922)..... | 45 | Woody English (1930)..... | 17 | Derrek Lee (2005)..... | 46 |
| EXTRA-BASE HITS | | TOTAL BASES | | RUNS BATTED IN | | STOLEN BASES (SINCE 1900) | |
| Sammy Sosa (2001)..... | 103 | Sammy Sosa (2001)..... | 425 | Hack Wilson (1930)..... | 191 | Frank Chance (1903)..... | 67 |
| Derrek Lee (2005)..... | 99 | Hack Wilson (1930)..... | 423 | Sammy Sosa (2001)..... | 160 | Bill Maloney (1905)..... | 59 |
| Hack Wilson (1930)..... | 97 | Sammy Sosa (1998)..... | 416 | Hack Wilson (1929)..... | 159 | Juan Pierre (2006)..... | 58 |
| Rogers Hornsby (1929)..... | 94 | Rogers Hornsby (1929)..... | 409 | Sammy Sosa (1998)..... | 158 | Frank Chance (1906)..... | 57 |
| Sammy Sosa (1999)..... | 89 | Sammy Sosa (1999)..... | 397 | Rogers Hornsby (1929)..... | 149 | Ryne Sandberg (1985)..... | 54 |
| Sammy Sosa (2000)..... | 89 | Derrek Lee (2005)..... | 393 | Cap Anson (1886)..... | 147 | Eric Young (2000)..... | 54 |
| Sammy Sosa (1998)..... | 86 | Sammy Sosa (2000)..... | 383 | Ernie Banks (1959)..... | 143 | Johnny Evers (1906)..... | 49 |
| Ernie Banks (1957)..... | 83 | Ernie Banks (1958)..... | 379 | Sammy Sosa (1999)..... | 141 | Davey Lopes (1985)..... | 47 |
| Ernie Banks (1955)..... | 82 | Billy Williams (1970)..... | 373 | Sammy Sosa (2000)..... | 138 | Sammy Sosa (1907)..... | 46 |
| Ernie Banks (1958)..... | 81 | Billy Williams (1965)..... | 356 | Andre Dawson (1987)..... | 137 | Bobby Dernier (1984)..... | 45 |
| WALKS | | STRIKEOUTS | | SLUGGING PERCENTAGE | | ON-BASE PCT. (SINCE 1900) | |
| Jimmy Sheckard (1911)..... | 147 | Kris Bryant (2015)..... | 199 | Sammy Sosa (2001)..... | .737 | Rogers Hornsby (1929)..... | .459 |
| Jimmy Sheckard (1912)..... | 122 | Sammy Sosa (1997)..... | 174 | Hack Wilson (1930)..... | .723 | Hack Wilson (1930)..... | .454 |
| Richie Ashburn (1960)..... | 116 | Sammy Sosa (1998)..... | 171 | Rogers Hornsby (1929)..... | .679 | Frank Chance (1905)..... | .450 |
| Sammy Sosa (2001)..... | 116 | Sammy Sosa (1999)..... | 171 | Derrek Lee (2005)..... | .662 | Phil Cavarretta (1945)..... | .449 |
| Cap Anson (1890)..... | 113 | Sammy Sosa (2000)..... | 168 | Sammy Sosa (1998)..... | .647 | Riggs Stephenson (1929)..... | .445 |
| Johnny Evers (1910)..... | 108 | Corey Patterson (2004)..... | 168 | Sammy Sosa (1999)..... | .635 | Ray Grimes (1922)..... | .442 |
| Hack Wilson (1930)..... | 105 | Carlos Peña (2011)..... | 161 | Sammy Sosa (2000)..... | .634 | Frank Chance (1903)..... | .439 |
| Gary Matthews (1984)..... | 103 | Kris Bryant (2016)..... | 154 | Gabby Hartnett (1930)..... | .630 | Bob O'Farrell (1922)..... | .439 |
| Sammy Sosa (2002)..... | 103 | Dexter Fowler (2015)..... | 154 | Hack Wilson (1929)..... | .618 | Kiki Cuyler (1929)..... | .438 |
| George Gore (1886)..... | 102 | Soriano (2012)/Sosa (2001)..... | 153 | Ernie Banks (1958)..... | .614 | Sammy Sosa (2001)..... | .437 |

Cubs Single-Season Leaders By Position Since 1900

| POS | BATTING AVERAGE | RUNS SCORED | HITS | DOUBLES |
|-----------|-----------------------------------|--|----------------------------------|--|
| 1B | Phil Cavarretta (1945)..... 355 | Derrek Lee (2005)..... 120 | Bill Buckner (1982)..... 201 | Mark Grace (1995)..... 51 |
| 2B | Rogers Hornsby (1929)..... 380 | Rogers Hornsby (1929)..... 156 | Rogers Hornsby (1929)..... 229 | Billy Herman (1935, 1936)..... 57 |
| SS | Charlie Hollocher (1922)..... 340 | Woody English (1930)..... 152 | Woody English (1930)..... 214 | English (1931), Kessinger (1969)..... 38 |
| 3B | Heinie Zimmerman (1912)..... 372 | Kris Bryant (2016)..... 121 | Heinie Zimmerman (1912)..... 207 | Aramis Ramirez (2008)..... 44 |
| LF | Riggs Stephenson (1929)..... 362 | Billy Williams (1970)..... 137 | Billy Williams (1970)..... 205 | Riggs Stephenson (1932)..... 49 |
| CF | Hack Wilson (1930)..... 356 | Hack Wilson (1930)..... 146 | Jigger Statz (1923)..... 209 | Kiki Cuyler (1934)..... 42 |
| RF | Kiki Cuyler (1929)..... 360 | Kiki Cuyler (1930)..... 155 | Kiki Cuyler (1930)..... 228 | Kiki Cuyler (1930)..... 50 |
| C | Gabby Hartnett (1935)..... 344 | Gabby Hartnett (1930)..... 84 | Gabby Hartnett (1930)..... 172 | Geovany Soto (2008)..... 35 |
| P | Percy Jones (1927)..... 350 | Bob Wicker (1903)..... 18 | Lon Warneke (1933)..... 30 | Charlie Root (1930, 1931)..... 8 |
| POS | TRIPLES | HOME RUNS | RUNS BATTED IN | STOLEN BASES |
| 1B | Vic Saier (1913)..... 21 | Derrek Lee (2005)..... 46 | Derrek Lee (2009)..... 111 | Frank Chance (1903)..... 67 |
| 2B | Ryne Sandberg (1984)..... 19 | Ryne Sandberg (1990)..... 40 | Rogers Hornsby (1929)..... 149 | Sandberg (1985), Young (2000)..... 54 |
| SS | Woody English (1930)..... 17 | Ernie Banks (1958)..... 47 | Ernie Banks (1959)..... 143 | Ivan DeJesus (1980)..... 44 |
| 3B | Heinie Zimmerman (1912)..... 14 | Kris Bryant (2016)..... 39 | Ron Santo (1969)..... 123 | Ryne Sandberg (1982)..... 32 |
| LF | Topsy Hartels (1901)..... 16 | Dave Kingman (1979)..... 48 | Billy Williams (1970)..... 129 | Davey Lopes (1985)..... 47 |
| CF | Solly Hofman (1910)..... 16 | Hack Wilson (1930)..... 56 | Hack Wilson (1930)..... 191 | Juan Pierre (2006)..... 58 |
| RF | Frank Schulte (1911)..... 21 | Sammy Sosa (1998)..... 66 | Sammy Sosa (2001)..... 160 | Billy Maloney (1905)..... 59 |
| C | Johnny Kling (1903)..... 13 | Gabby Hartnett (1930)..... 37 | Gabby Hartnett (1930)..... 122 | Johnny Kling (1902, 1903)..... 23 |
| P | Taylor (1903), Root (1929)..... 4 | Jenkins (1971), Zambrano (2006)..... 6 | Fergie Jenkins (1971)..... 20 | Nixey Callahan (1900)..... 5 |

Cubs Home Run Records

CUBS THREE-HOMER GAMES — ACCOMPLISHED 41 TIMES (*Consecutive At-Bats)

| | | |
|--|--|---|
| Edward Williamson.....5/30/1884-2 vs. Detroit | Walt Moryn5/30/1958-2 vs. Los Angeles | Brant Brown.....6/18/1998 vs. Philadelphia |
| Cap Anson*.....8/6/1884 vs. Cleveland | Ernie Banks*5/29/1962 vs. Milwaukee Braves | Sammy Sosa*.....8/9/2001 vs. Colorado |
| Hack Wilson.....7/26/1934 @ Philadelphia | Ernie Banks.....6/9/1963 vs. Los Angeles | Sammy Sosa.....8/22/2001 vs. Milwaukee |
| Rogers Hornsby*.....4/24/1931 @ Pittsburgh | Adolfo Phillips*.....6/11/1967-2 vs. N.Y. Mets | Sammy Sosa*.....9/23/2001 @ Houston |
| Babe Herman.....7/20/1933 vs. Philadelphia | Billy Williams.....9/10/1968 vs. N.Y. Mets | Sammy Sosa*.....8/10/2002 @ Colorado |
| Henry Leiber*7/4/1939-1 vs. St. Louis | Rick Monday*.....5/16/1972 @ Philadelphia | Moises Alou.....7/4/2003 vs. St. Louis |
| Clyde McCullough*7/26/1942-1 @ Philadelphia | George Mitterwald.....4/17/1974 vs. Pittsburgh | Aramis Ramirez.....7/30/2004 vs. Philadelphia |
| Bill Nicholson*7/23/1944-1 @ N.Y. Giants | Dave Kingman.....5/14/1978 @ Los Angeles | Aramis Ramirez.....9/16/2004 @ Cincinnati |
| Andy Pafko*.....8/2/1950-2 @ N.Y. Giants | Dave Kingman.....5/17/1979 vs. Philadelphia | Alfonso Soriano*.....6/8/2007 @ Atlanta |
| Hank Sauer*.....8/28/1950-1 vs. Philadelphia | Dave Kingman*7/28/1979 @ N.Y. Mets | Alfonso Soriano.....9/6/2008 @ Cincinnati |
| Hank Sauer.....6/11/1952 vs. Philadelphia | Andre Dawson*.....8/1/1987 vs. Philadelphia | Aramis Ramirez.....7/20/2010 vs. Houston |
| Ernie Banks.....8/4/1955 vs. Pittsburgh | Tuffy Rhodes*4/4/1994 vs. N.Y. Mets | Dioner Navarro*5/29/2013 vs. White Sox |
| Ernie Banks*9/14/1957-2 vs. Pittsburgh | Sammy Sosa*6/5/1996 vs. Philadelphia | Kris Bryant.....6/27/2016 @ Cincinnati |
| Lee Walls.....4/24/1958 @ Los Angeles | Sammy Sosa.....6/15/1998 vs. Milwaukee | |

WRIGLEY FIELD/ROAD CAREER HOME RUN LEADERS

| CUBS BATTERS AT WRIGLEY FIELD | CUBS BATTERS ON THE ROAD | VISITING PLAYERS AT WRIGLEY FIELD |
|-------------------------------|--------------------------|-----------------------------------|
| Sammy Sosa.....293 | Sammy Sosa.....252 | Willie Mays.....54 |
| Ernie Banks.....290 | Ernie Banks.....222 | Hank Aaron.....50 |
| Billy Williams.....231 | Billy Williams.....161 | Mike Schmidt.....50 |
| Ron Santo.....212 | Ron Santo.....125 | Mel Ott.....38 |
| Ryne Sandberg.....164 | Aramis Ramirez.....119 | Eddie Mathews.....36 |

CUBS CAREER MULTI-HOMER GAME LEADERS

| BATTER | MULTI | 2-HR | 3-HR | BATTER | MULTI | 2-HR | 3-HR |
|----------------|-------|------|------|-----------------|-------|------|------|
| Sammy Sosa | 65 | 59 | 6 | Alfonso Soriano | 18 | 16 | 2 |
| Ernie Banks | 42 | 38 | 4 | Derrek Lee | 16 | 16 | 0 |
| Billy Williams | 29 | 28 | 1 | Anthony Rizzo | 16 | 16 | 0 |
| Ryne Sandberg | 25 | 25 | 0 | Gabby Hartnett | 14 | 14 | 0 |
| Ron Santo | 25 | 25 | 0 | Bill Nicholson | 13 | 12 | 1 |
| Hack Wilson | 24 | 23 | 1 | Rick Monday | 10 | 9 | 1 |
| Aramis Ramirez | 19 | 16 | 3 | Dave Kingman | 10 | 7 | 3 |
| Andre Dawson | 18 | 17 | 1 | Leon Durham | 10 | 10 | 0 |
| Hank Sauer | 18 | 16 | 2 | Kris Bryant | 10 | 9 | 1 |

CUBS SINGLE-SEASON HOME/ROAD LEADERS

| | | AT HOME | | | ON ROAD |
|------|----------------|---------|------|----------------|---------|
| 1998 | Sammy Sosa | 35 | 1998 | Sammy Sosa | 31 |
| 2001 | Sammy Sosa | 34 | 1999 | Sammy Sosa | 30 |
| 1930 | Hack Wilson | 33 | 2001 | Sammy Sosa | 30 |
| 1999 | Sammy Sosa | 33 | 2000 | Sammy Sosa | 28 |
| 1958 | Ernie Banks | 30 | 2002 | Sammy Sosa | 25 |
| 2004 | Moises Alou | 29 | 2006 | Aramis Ramirez | 24 |
| 1970 | Billy Williams | 28 | 1930 | Hack Wilson | 23 |
| 1987 | Andre Dawson | 27 | 1960 | Ernie Banks | 23 |
| | | | 1979 | Dave Kingman | 23 |

Cubs Grand Slam Records

CUBS CAREER GRAND SLAM LEADERS

| | |
|----------------------|--------------------------|
| Ernie Banks.....12 | Jody Davis.....5 |
| Bill Nicholson.....8 | Gabby Hartnett.....5 |
| Billy Williams.....8 | Andy Pafko.....5 |
| Sammy Sosa.....8 | Ryne Sandberg.....5 |
| Derrek Lee.....5 | Ron Santo.....5 |
| Aramis Ramirez.....6 | 5 players tied at4 |

CUBS PINCH-HIT GRAND SLAMS SINCE 1900 (27)

| BATTER | DATE/OPPONENT | PITCHER |
|-----------------|--------------------------------|------------------|
| Chick Tolson | 5/1/1927 vs. Pittsburgh | Ray Kremer |
| Rogers Hornsby | 9/13/1931 @ Boston Braves | Bruce Cunningham |
| Harvey Hendrick | 7/23/1933 vs. Philadelphia | Phil Collins |
| Bob Scheffing | 9/20/1941 @ St. Louis | Howie Krist |
| Dom Dallesandro | 6/21/1942 @ N.Y. Giants | Bill McGee |
| Frank Secory | 6/6/1946 vs. N.Y. Giants | Dave Koslo |
| Cliff Abernson | 9/9/1947 vs. Brooklyn | Vic Lombardi |
| Ron Northey | 9/18/1950 @ Brooklyn | Dan Bankhead |
| Phil Cavarretta | 7/29/1951 vs. Philadelphia | Robin Roberts |
| Bill Serena | 8/14/1953 vs. Milwaukee Braves | Dave Jolly |
| Earl Averill | 5/12/1959 vs. Milwaukee Braves | Lew Burdette |
| Bill Madlock | 9/28/1974 @ Los Angeles | Don Sutton |
| Champ Summers | 8/23/1975 vs. Houston | Jim York |
| Pete LaCock | 9/3/1975 @ St. Louis | Bob Gibson |
| Tim Hosley | 9/14/1975 vs. Philadelphia | Randy Lerch |
| Dave Rader | 6/26/1978 vs. New York | Dale Murray |
| Mike Vail | 6/30/1979 vs. New York | Dale Murray |
| Brian Dayett | 5/22/1985 vs. Cincinnati | Tom Browning |
| Jim Sundberg | 7/8/1987 vs. San Diego | Lance McCullers |
| Dwight Smith | 7/31/1989 @ Philadelphia | Greg Harris |
| Andre Dawson | 4/19/1991 @ Pittsburgh | Stan Belinda |
| Glenallen Hill | 8/20/1998 vs. San Francisco | Julian Tavarez |
| Roosevelt Brown | 9/19/2000 @ Milwaukee | Juan Aencedo |
| Julio Zuleta | 6/5/2001 vs. St. Louis | Alan Banes |
| Michael Barrett | 5/24/2004 @ Pittsburgh-Game 1 | Brian Meadows |
| Derrek Lee | 5/19/2007 vs. White Sox | Beane Logan |
| David DeJesus | 5/11/2012 @ Milwaukee | Kameron Loe |

CUBS INSIDE-THE-PARK GRAND SLAMS SINCE 1900 (10)

| BATTER | DATE/OPPONENT | PITCHER |
|------------------|-----------------------------|----------------|
| Frank Chance | 8/4/1902 @ Philadelphia | Doc White |
| Bill Maloney | 6/25/1905 vs. Cincinnati | Jack Harper |
| Cy Williams | 8/5/1913 vs. Brooklyn | Nap Rucker |
| Heinie Zimmerman | 8/18/1914 vs. Brooklyn | Pat Ragan |
| Barney Friberg | 7/15/1923 @ New York Giants | Claude Jonnard |
| Jigger Statz | 8/9/1924 @ Boston Braves | Larry Benton |
| Norm McMillan | 8/26/1929 vs. Cincinnati | Rube Ehrhardt |
| Eddie Waitkus | 8/24/1947 @ New York Giants | Hooks Iott |
| Jack Cusick | 5/18/1951 vs. Philadelphia | Ken Johnson |
| Chico Walker | 8/28/1991 @ San Francisco | Paul McClellan |

GRAND SLAM FACTS AND FIGURES

The Cubs have hit 317 grand slams in franchise history, including six last season.

The Cubs record for grand slams in a season is nine, recorded in 1929 by Hack Wilson (2), Rogers Hornsby (2), Charlie Grimm (2), Riggs Stephenson, Norman McMillan and Kiki Cuyler. McMillan's roundtripper was of the inside-the-park variety.

The club's first grand slam was hit by pitcher Larry Corcoran on June 20, 1882, off Worcester's Lee Richmond at Chicago's Lakefront Park.

The only Cubs to hit more than two grand slams in one season are Ernie Banks (5 in 1955), Wildfire Schulte (4 in 1911) and Sammy Sosa (3 in 1998). Sosa hit grand slams in back-to-back games July 27-July 28 of that season, becoming the first Cub to accomplish that feat.

On June 3, 1987, the Cubs and Houston Astros combined to hit three grand slams — tying a major league single-game record. Two Cubs hit bases-loaded roundtrippers — Brian Dayett (off Bob Knepper) and Keith Moreland (off Julio Solano). Houston's Billy Hatcher hit a grand slam in the contest off Rick Sutcliffe.

On August 16, 1890, Chicago batters Tom Burns and Malachi Kittridge both connected for fifth-inning grand slams off Pittsburgh's Bill Phillips — for the franchise's only multiple grand slam inning.

Cubs Pinch-Hitting Records

| | |
|---|---|
| Most Pinch Hits, Season: 20 | Thad Bosley (1985), Dave Clark (1997) |
| Most Pinch Hits, Club, Inning: +4 | 5/21/1927 @ Brooklyn (9th inning) |
| Most Pinch Homers, Career: 9 | Glenallen Hill |
| Most Pinch Homers, Season: 4 | Glenallen Hill (1999) |
| Most Pinch Homers, Club, Season: 10 | 1998 |
| Most Pinch Grand Slams, Club, Season: +3 | 1975 |
| Most Pinch Homers, Club, Game: +2 | 5 times, most recently 9/12/1998 vs. Milwaukee |
| Most Pinch RBI, Season: 22 | Dave Clark (1997) |
| Most Consecutive Pinch Hits: 6 | Bobby Adams (1958), Mike Vail (1978) |
| Most Consecutive Pinch Hitters: +5 | 9/20/1996 @ Pittsburgh (7th inning) |

+Ties Major League Record

CUBS CAREER PINCH-HIT LEADERS

| | | | |
|-----------------|----|----------------|----|
| Dwight Smith | 50 | Scot Thompson | 39 |
| Larry Biittner | 46 | Dave Clark | 31 |
| Thad Bosley | 46 | Mike Vail | 31 |
| Phil Cavarretta | 46 | George Altman | 30 |
| Bob Will | 46 | Gabby Hartnett | 29 |
| Dom Dallesandro | 45 | Jerry Morales | 29 |

CUBS ALL-TIME PINCH-HOMERS HIT

| | |
|--|------------|
| Total Pinch Homers Hit by Cubs | 327 |
| Cubs Pinch Homers Hit at West Side Grounds | 4 |
| Cubs Pinch Homers Hit at Wrigley Field | 185 |
| Cubs Pinch Homers Hit on Road | 138 |

The team's first pinch homer was hit by Wilbur Good on June 19, 1913, off Philadelphia's Grover Alexander at Chicago's West Side Grounds.

Cubs Switch-Hitting Records

| | |
|------------------------------|---|
| Batting Average: .329 | Walt Wilmot (1894) – 655 plate appearances |
| Since 1900: .314 | Augie Galan (1935) – 758 plate appearances |
| Hits: 203 | Augie Galan (1935) |
| Home Runs: 27 | Mark Bellhorn (2002) – 10 as RHB, 17 as LHB |
| Runs Batted In: 130 | Walt Wilmot (1894) |
| Since 1900: 81 | Augie Galan (1936) |

HOMERS FROM BOTH SIDES OF PLATE IN ONE GAME

| | |
|----------------|------------------------------------|
| Augie Galan | 6/25/1937 vs. Brooklyn |
| Ellis Burton | 8/1/1963 @ Milwaukee Braves |
| Ellis Burton | 9/7/1964 vs. Milwaukee Braves |
| Mark Bellhorn | 6/30/2002 @ Chicago White Sox |
| Mark Bellhorn | 8/29/2002 @ Milwaukee – 4th inning |
| Dioner Navarro | 5/29/2013 vs. Chicago White Sox |

CUBS SWITCH-HITTER INFORMATION

Entering the 2018 season, the Cubs have employed 138 position-player switch-hitters in their history, including at least one every season since 1960. The club has had six switch-hitting position players in a season four times, most recently in 1978 (Tim Blackwell, Mike Gordon, Steve Ontiveros, Rodney Scott, Joe Wallis and Jerry White).

The first switch-hitting Cub was player/manager Bob Ferguson in 1878. Don Kessinger, meanwhile, holds the switch-hitting longevity mark for the Cubs at 12 years (1964-1975).

Cubs Extra-Inning Records

| | |
|---|------------|
| Most Extra-Inning Games: 23 | 1991, 1992 |
| Most Extra-Inning Victories: 15 | 1927, 1976 |
| Fewest Extra-Inning Losses: 1 | 1948 |
| Fewest Extra-Inning Victories: 2 | 1901, 2007 |
| Most Extra-Inning Losses: 15 | 1992 |
| Most Extra-Inning Home Runs: 7 | 1955, 1959 |

CUBS EXTRA-INNING INFORMATION

Four players in Cubs history have hit three extra-inning home runs in one season – Ernie Banks (1955), Ron Santo (1966), Alex Gonzalez (2003) and Corey Patterson (2004).

The latest a Cubs player has ever hit a homer is in the 17th inning, accomplished twice: Keith Moreland on 9/2/86 vs. Houston and Corey Patterson on 5/15/2003 at Milwaukee.

Cubs Steals of Home

CUBS MOST RECENT STRAIGHT STEALS OF HOME

| | |
|----------------|---------------------------------|
| Javier Baez | August 30, 2017 vs. Pittsburgh |
| Starlin Castro | July 15, 2010 vs. Philadelphia |
| Brian McRae | April 13, 1996 at San Francisco |

CUBS MOST RECENT DOUBLE-STEALS OF HOME

| | |
|-----------------|--------------------------------|
| Alfonso Soriano | August 22, 2008 vs. Washington |
| Angel Pagan | July 26, 2006 vs. St. Louis |

CUBS STEAL OF HOME RECORDS

| | |
|--------------------------|---------------------------------------|
| Career Leader: 22 | Frank Schulte |
| Single-Season: 6 | Johnny Evers (1907) |
| Game: 2 | Joe Tinker (6/28/1910 vs. Cincinnati) |

The only Cub to steal second, third and home in the same inning was Wilbur Good – on April 18, 1915, vs. Brooklyn (6th inning).

Cubs Inside the Park Home Runs

| | |
|---------------------------------------|--|
| Career Leader (Since 1900): 18 | Frank Schulte |
| Single-Season: 6 | Tommy Leach (1913), Cy Williams (1915) |
| Game: 2 | Hugh Duffy (8/9/1889 vs. Boston Braves) Topsy Hartsel (8/5/1901 @ Cincinnati) |

CUBS MOST RECENT INSIDE THE PARK HOME RUNS

| | |
|---------------|--|
| Javier Baez | 8/7/17 @ San Francisco (Matt Moore, 2nd inning) |
| Anthony Rizzo | 6/29/2016 @ Cincinnati (Cody Reed, 1st inning) |
| Tony Campana | 8/5/2011 vs. Cincinnati (off Mike Leake, 1st inning) |
| Geovany Soto | 5/19/2008 @ Houston (off Brian Moehler, 4th inning) |

CUBS INSIDE THE PARK HOME RUN INFORMATION

The only time in Cubs history that the club had back-to-back inside-the-park homers took place June 23, 1946, when Eddie Waitkus and Marv Rickert accomplished the feat against the New York Giants at the Polo Grounds.

The last Cub to have an inside-the-park homer as his first M.L. homer was Tony Campana – on August 5, 2011, at Wrigley Field (off Mike Leake). Campana is also the only Cub to accomplish the feat at the Friendly Confines.

Cubs All-Time Batting Leaders

| GAMES | AVERAGE (MIN. 1,450 AT-BATS) | AT-BATS | RUNS SCORED |
|---------------------------|------------------------------|---------------------------|--------------------------|
| Ernie Banks.....2,528 | Cap Anson......339 | Ernie Banks.....9,421 | Cap Anson.....1,711 |
| Cap Anson.....2,253 | Riggs Stephenson......336 | Cap Anson.....9,084 | Jimmy Ryan.....1,410 |
| Billy Williams.....2,213 | Bill Madlock......336 | Billy Williams.....8,479 | Ryne Sandberg.....1,316 |
| Ryne Sandberg.....2,151 | Bill Lange......330 | Ryne Sandberg.....8,379 | Billy Williams.....1,306 |
| Ron Santo.....2,126 | Kiki Cuyler......325 | Ron Santo.....7,768 | Ernie Banks.....1,305 |
| Phil Cavarretta.....1,953 | Bill Everitt......323 | Stan Hack.....7,278 | Sammy Sosa.....1,245 |
| Stan Hack.....1,938 | Hack Wilson......322 | Mark Grace.....7,156 | Stan Hack.....1,239 |
| Gabby Hartnett.....1,926 | Mike Kelly......316 | Sammy Sosa.....6,990 | Ron Santo.....1,109 |
| Mark Grace.....1,910 | George Gore......315 | Jimmy Ryan.....6,818 | Mark Grace.....1,057 |
| Sammy Sosa.....1,811 | Jimmy Ryan......312 | Phil Cavarretta.....6,592 | Phil Cavarretta.....968 |

| HITS | TOTAL BASES | SINGLES | DOUBLES |
|---------------------------|--------------------------|---------------------------|------------------------|
| Cap Anson.....3,081 | Ernie Banks.....4,706 | Cap Anson.....2,330 | Cap Anson.....530 |
| Ernie Banks.....2,583 | Billy Williams.....4,262 | Stan Hack.....1,692 | Mark Grace.....456 |
| Billy Williams.....2,510 | Cap Anson.....4,145 | Billy Williams.....1,629 | Ernie Banks.....407 |
| Ryne Sandberg.....2,385 | Sammy Sosa.....3,980 | Ryne Sandberg.....1,624 | Ryne Sandberg.....403 |
| Mark Grace.....2,201 | Ryne Sandberg.....3,786 | Ernie Banks.....1,574 | Billy Williams.....402 |
| Stan Hack.....2,193 | Ron Santo.....3,667 | Mark Grace.....1,554 | Gabby Hartnett.....391 |
| Ron Santo.....2,171 | Mark Grace.....3,187 | Jimmy Ryan.....1,524 | Stan Hack.....363 |
| Jimmy Ryan.....2,127 | Gabby Hartnett.....3,079 | Ron Santo.....1,415 | Jimmy Ryan.....362 |
| Sammy Sosa.....1,985 | Jimmy Ryan.....3,070 | Phil Cavarretta.....1,395 | Ron Santo.....353 |
| Phil Cavarretta.....1,927 | Stan Hack.....2,889 | Don Kessinger.....1,336 | Billy Herman.....346 |

| TRIPLES | HOME RUNS | EXTRA-BASE HITS | RUNS BATTED IN |
|------------------------|------------------------|-------------------------|--------------------------|
| Jimmy Ryan.....142 | Sammy Sosa.....545 | Ernie Banks.....1,009 | Cap Anson.....1,879 |
| Cap Anson.....129 | Ernie Banks.....512 | Billy Williams.....881 | Ernie Banks.....1,636 |
| Frank Schulte.....117 | Billy Williams.....392 | Sammy Sosa.....873 | Sammy Sosa.....1,414 |
| Bill Dahlen.....106 | Ron Santo.....337 | Ryne Sandberg.....761 | Billy Williams.....1,353 |
| Phil Cavarretta.....99 | Ryne Sandberg.....282 | Ron Santo.....756 | Ron Santo.....1,290 |
| Joe Tinker.....93 | Aramis Ramirez.....239 | Cap Anson.....751 | Gabby Hartnett.....1,153 |
| Ernie Banks.....90 | Gabby Hartnett.....231 | Ron Santo.....686 | Ryne Sandberg.....1,061 |
| Billy Williams.....87 | Bill Nicholson.....205 | Mark Grace.....647 | Mark Grace.....1,004 |
| Stan Hack.....81 | Hank Sauer.....198 | Jimmy Ryan.....603 | Jimmy Ryan.....914 |
| Three tied with.....80 | Hack Wilson.....190 | Phil Cavarretta.....532 | Phil Cavarretta.....896 |

| WALKS | STRIKEOUTS | STOLEN BASES | SLUGGING PERCENTAGE |
|-------------------------|-------------------------|-----------------------|--------------------------|
| Stan Hack.....1,092 | Sammy Sosa.....1,815 | Frank Chance.....402 | Hack Wilson......590 |
| Ron Santo.....1,071 | Ron Santo.....1,271 | Bill Lange.....399 | Sammy Sosa......569 |
| Cap Anson.....952 | Ryne Sandberg.....1,259 | Jimmy Ryan.....369 | Aramis Ramirez......531 |
| Mark Grace.....946 | Ernie Banks.....1,236 | Ryne Sandberg.....344 | Derrek Lee......524 |
| Billy Williams.....911 | Billy Williams.....934 | Joe Tinker.....304 | Hank Sauer......512 |
| Sammy Sosa.....798 | Alfonso Soriano.....829 | Walt Wilmot.....292 | Andre Dawson......507 |
| Phil Cavarretta.....794 | Shawon Dunston.....770 | Johnny Evers.....291 | Billy Williams......503 |
| Ernie Banks.....763 | Derrek Lee.....721 | Bill Dahlen.....285 | Ernie Banks......500 |
| Ryne Sandberg.....761 | Bill Nicholson.....684 | Fred Pfeffer.....263 | Alfonso Soriano......495 |
| Bill Nicholson.....696 | Gabby Hartnett.....683 | Cap Anson.....247 | Anthony Rizzo......494 |

20-RUN GAMES IN CUBS HISTORY

The Cubs have been involved in two of the highest scoring games in major league history, defeating Philadelphia 26-23 on August 25, 1922, at Cubs Park, and falling to the Phillies 23-22 on May 17, 1979, at Wrigley Field.

The Cubs have scored at least 20 runs in a game 15 times since 1900. The last time they reached that scoring plateau occurred May 5, 2001, at Wrigley Field – a 20-1 victory over Los Angeles. Their last 20-plus runs affair on the road took place August 18, 1995, at Colorado (26-7).

The last time the Cubs surrendered 20 runs in a game took place July 3, 1999, at Philadelphia (21-8 loss). The Cubs have allowed 20-plus runs 12 times since 1900.

The highest-scoring games in Cubs annals since 1900:

| | |
|-----------------------------|--|
| 49 – August 25, 1922..... | Cubs 26, Philadelphia 23, at Cubs Park |
| 45 – May 17, 1979..... | Philadelphia 23, Cubs 22, at Wrigley Field |
| 36 – April 17, 1954..... | Cubs 23, St. Louis 13, at Wrigley Field |
| 34 – July 24, 1930..... | Cubs 19, Philadelphia 15, at Baker Bowl |
| 34 – April 17, 1976..... | Philadelphia 18, Cubs 16, at Wrigley Field |
| 33 – Sept. 6, 1930..... | Cubs 19, Pittsburgh 14, at Forbes Field |
| 33 – Sept. 2, 1957 (G1) ... | Milwaukee 23, Cubs 10, at Wrigley Field |
| 33 – August 16, 1987..... | New York 23, Cubs 10, at Wrigley Field |
| 33 – August 18, 1995..... | Cubs 26, Colorado 7, at Coors Field |

Cubs Miscellaneous Records Since 1900

| | |
|--|---|
| Most Players Used: 56 | 2013 |
| Fewest Players Used: *20 | 1905 |
| Most Pitchers Used: 31 | 2013 |
| Most Games Won: +116 | 1906 |
| Fewest Games Won: 38 | 1981 (Shortened Season) |
| 53 | 1901 |
| Fewest Games Lost: 36 | 1906 |
| Most Games Lost: 103 | 1962, 1966 |
| Highest Winning Percentage: .763 | 1906 |
| Lowest Winning Percentage: .364 | 1962, 1966 |
| Most Games Won, Month: 26 | August 1906, July 1935, July 1945 |
| Most Games Lost, Month: 24 | August 1999 |
| Best Record vs. One Team: +21-1 | Boston Braves 1909, Cincinnati 1945 |
| Longest Game, Innings: 22 innings..... | 5/17/1927 @ Boston Braves |
| Longest Game, Time: 6:27 | 7/29/2014 (vs. Colorado, 16 innings) |
| Longest 9-Inning Game: 4:22 | 5/11/2000 vs. Milwaukee |
| Runs Scored, Two Straight Games: 53..... | 1876 – 7/22 vs. Louisville (30), 7/25 vs. Cincinnati (23) |
| Since 1900: 35 | 1987 – 6/2-6/3 vs. Houston (13, 22) |
| Runs Scored, Three Straight Games: 71..... | 1876 – 7/20-7/22 vs. Louisville (18, 30), 7/25 vs. Cincinnati (23) |
| Since 1900: 49 | 1930 – 6/1 vs. Pittsburgh (16), 6/3-6/4 @ Boston Braves (15, 18) |
| Runs Allowed, Consecutive Games: 36..... | 1896 – 6/30-7/1 vs. Cleveland (17, 19) |
| 1979 – 5/16-5/17 vs. Philadelphia (13, 23) | |
| Runs Allowed, Three Straight Games: 54..... | 1999 – 7/1 vs. Milwaukee (19), 7/2-7/3 @ Philadelphia (14, 21) |

+Ties Major League Record ... *National League Record

CUBS – LAST TIME IT HAPPENED

| | |
|---|--|
| Played 14+ Inning Game: 5/7/2017 vs. Yankees (L, 5-4, 18 inn.) | |
| Played 9-Inning Game In Under Two Hours: | 9/25/2009 @ San Francisco (1:56) |
| At Home: | 6/21/2002 vs. St. Louis (1:49) |
| Turned Five Double Plays: | 6/15/2003 @ Toronto |
| Turned Triple Play: | 5/10/1997 @ San Francisco McRae to Hernandez to Sandberg (Stan Javier batting) |
| Hit Into Triple Play: | 9/14/2014 @ Pittsburgh (Matt Szczur Josh Harrison to Neil Walker to Andrew Lambo (5-4-3)) |
| Played Three Straight Extra-Inning Games: 9/21-23/2017 @ MIL | |
| Played Tie Game: | 9/29/2016 @ Pittsburgh (1-1, 6 innings) |
| At Home: | 5/28/1993 vs. Montreal (2-2, 5 innings) |
| Overcame 5-Run Deficit To Win: | 4/18/17 vs. Milwaukee (trailed 5-0, won 9-7) |
| Overcame 6-Plus Run Deficit To Win: | 7/31/2016 vs. Seattle (trailed 6-0, won 7-6) |
| Overcame 7-Plus Run Deficit To Win: | 7/7/2011 @ Washington (trailed 8-0, won 10-9) |
| Overcame 9-Run Deficit To Win (Cubs Record): | 8/29/1989 vs. Houston (trailed 9-0, won 10-9) |

CUBS LONGEST WINNING STREAKS

| | |
|------------------------|---------------------------------|
| 21 Games: | 6/5-7/8/1880 ... 9/4-9/27/1935 |
| 18 Games: | 6/1-6/24/1885 |
| 15 Games: | 6/4-6/21/1936 |
| 14 Games: | 8/20-9/1/1906 ... 8/20-9/3/1932 |
| 13 Games: | 5/4-5/21/1892 ... 5/5-5/19/1928 |

Cubs Batters Last Time It Happened

Club (Game):

| |
|--|
| 15-Plus Run Game: 9/13/2017 vs. New York-N.L. (17 runs) |
| 20-Plus Run Game: 5/5/2001 vs. Los Angeles-N.L. (20 runs) |
| Against Cubs: 7/3/1999 @ Philadelphia (21 runs) |
| 20-Plus Hit Game: 8/30/2017 vs. Pittsburgh (20 hits) |
| Against Cubs: 7/3/2016 @ New York-N.L. (22 hits) |
| 5-Plus Homer Game: 8/26/2017 @ Philadelphia (6 homers) |
| 7-Plus Homer Game: 5/17/1977 vs. San Diego – 7 |
| Against Cubs: 7/4/2010 vs. Cincinnati – 7 |

Club (Inning):

| |
|--|
| 10-Run Inning: 8/14/2009 vs. Pittsburgh (2nd) |
| 11-Run Inning: 5/5/1946 vs. Philadelphia (7th) |
| Last 10-Plus Run Inning Against Cubs: 7/9/2017 vs. Pittsburgh (10 runs, 1st inning) |
| 3-Homer Inning: 8/17/2017 vs. Cincinnati (4th): Kris Bryant, Alex Avila, Ian Happ, Javier Baez |
| 4-Homer Inning: 8/17/2017 vs. Cincinnati (4th): Kris Bryant, Alex Avila, Ian Happ, Javier Baez |
| Back-to-Back-to-Back Homers: 8/17/2017 vs. Cincinnati (4th): Alex Avila, Ian Happ, Javier Baez |
| Against Cubs: Pedro Alvarez, Russell Martin and Garrett Jones, 9/13/2013 at Pittsburgh (Jake Arieta) |

Individual (Game):

| |
|--|
| 5-Hit Game: Kris Bryant, 8/18/2016 vs. Milwaukee |
| Against Cubs: Wilmer Flores, 7/3/2016 at New York-N.L. |
| 6-Hit Game: Sammy Sosa, 7/2/1993 @ Colorado |
| Against Cubs: Wilmer Flores, 7/3/2016 at New York-N.L. |
| 7-Hit Game Against Cubs: Rennie Stennett, 9/16/1975 vs. Pittsburgh |
| 5-Run Game: 5 – Emilio Bonifacio, 5/12/2014 @ St. Louis |
| 5-Plus RBI Game: 6 – Albert Almora Jr., 9/13/2017 vs. New York-N.L. |
| 7-RBI Game: 7 – Aramis Ramirez, 7/20/2010 vs. Houston |
| 7-Plus RBI Game Against Cubs: 7 – Matt Lucroy, 8/30/2012 vs. Milwaukee |
| 8-Plus RBI Game: 9 – Sammy Sosa, 8/10/2002 @ Colorado (tied Cubs record) |

3-Homer Game:

| |
|---|
| Kris Bryant, 6/27/2016 @ Cincinnati |
| Against Cubs: Paul Goldschmidt, 8/3/2017 vs. Arizona |
| 4-Homer Game Against Cubs: Mike Schmidt, 4/17/1976 vs. Philadelphia |

Hit For Cycle: Mark Grace, 5/9/1993 vs. San Diego (Greg Harris single/double/triple, Rich Rodriguez homer)

Against Cubs: John Jaso, 9/28/2016 vs. Pittsburgh

Individual (Inning):

| |
|--|
| 2-Hit Inning: Kris Bryant, 9/15/2017 vs. St. Louis (6th) |
| Against Cubs: Jordan Luplow, 9/4/2017 at Pittsburgh (8th) |
| 2-Run Inning: Starlin Castro, 7/30/2012 vs. Pittsburgh (5th) |
| 2-Homer Inning: Jim Edmonds, 6/21/2008 vs. Chicago-A.L. (4th) |
| Against Cubs: Juan Uribe, 9/23/2010 vs. San Francisco (2nd) |

Grand Slam: Rene Rivera, 9/2/2017 vs. Atlanta (Lucas Sims)

Against Cubs: Matt Wieters, 8/6/2017 vs. Washington (Carl Edwards Jr.)

Pinch Grand Slam: David DeJesus, 5/11/2012 @ Milwaukee (Kameron Loe)

Against Cubs: Josh Bell, 7/9/16 @ Pittsburgh (Adam Warren)

Pinch Homer: Addison Russell, 9/16/2017 vs. St. Louis (Tyler Lyons)

Inside-The-Park Homer: Javier Baez, 8/17/17 @ San Francisco (Matt Moore)

Against Cubs: David Peralta, 8/12/17 @ Arizona (Justin Grimm)

Homer In First Major League At-Bat: Willson Contreras, 6/19/2016 vs. Pittsburgh (A.J. Schugel)

Homer In First At-Bat With Cubs: Willson Contreras, 6/19/2016 vs. Pittsburgh (A.J. Schugel)

Game-Opening Homer: Willson Contreras, 6/26/2017 @ Washington

Walkoff Homer: Addison Russell, 4/19/2017 vs. Milwaukee (9th)

Against Cubs: Travis Shaw, 9/23/2017 at Milwaukee (10th)

Steal of Home: Javier Baez, 8/30/2017 vs. Pittsburgh

Against Cubs: Pete Kozma, 9/21/2012 vs. St. Louis

PITCHING RECORDS

Cubs Yearly Pitching Since 1876

| YEAR | G | W-L | ERA | CG | SHO | SV | IP | H | R | ER | HR | HB | BB | IBB | SO | WP | BK | AVG |
|-------|------------|----------------|--------------|------------|------------|-----|---------------|--------------|------------|------------|----------|-----------|------------|-----|------------|----|----------|-------------|
| 1876 | 66 | 52-14 | 1.76 | 58 | 9 | 4 | 592.1 | 608 | 257 | 116 | 6 | — | 29 | — | 51 | 3 | 0 | .244 |
| 1877 | 60 | 26-33 | 3.37 | 45 | 3 | *3 | 534.0 | 630 | 375 | 200 | 7 | — | 58 | — | 92 | 45 | 0 | .274 |
| 1878 | 61 | 30-30 | 2.37 | +61 | 1 | 0 | 551.0 | 577 | 331 | 145 | 4 | — | *35 | — | 175 | 38 | 0 | .253 |
| 1879 | 83 | 46-33 | 2.46 | *82 | 6 | 0 | 744.0 | 762 | 411 | 203 | 5 | — | 57 | — | 211 | 24 | 0 | .244 |
| 1880 | 86 | 67-17 | 1.93 | 80 | 8 | 3 | 775.0 | *622 | 317 | 166 | 8 | — | 129 | — | *367 | 33 | 0 | .209 |
| 1881 | 84 | 56-28 | 2.43 | 81 | 9 | 0 | 744.2 | *722 | 379 | 201 | 14 | — | 122 | — | 228 | 38 | 1 | .243 |
| 1882 | 84 | 55-29 | *2.22 | *83 | 7 | 0 | 763.2 | *667 | 353 | 188 | 13 | — | 102 | — | 279 | 30 | 0 | .221 |
| 1883 | 98 | 59-39 | 2.78 | 91 | 5 | 1 | 862.0 | 942 | 540 | 266 | 21 | — | 123 | — | 299 | 30 | 1 | .260 |
| 1884 | 113 | 62-50 | 3.03 | 106 | 9 | 0 | 997.1 | 1028 | 647 | 336 | 83 | — | 231 | — | 472 | 60 | 0 | .250 |
| 1885 | 113 | 87-25 | 2.23 | 108 | 14 | *4 | 1015.2 | 868 | 470 | 252 | 37 | — | 202 | — | 458 | 29 | 0 | .221 |
| 1886 | 126 | 90-34 | 2.54 | 116 | 8 | *3 | 1097.2 | 988 | 555 | 310 | 49 | — | 262 | — | *647 | 53 | 0 | .232 |
| 1887 | 127 | 71-50 | *3.46 | 117 | 4 | *3 | 1126.0 | 1494 | 716 | 433 | 55 | 53 | 338 | — | *510 | 86 | 0 | .309 |
| 1888 | 136 | 77-58 | 2.96 | 123 | 13 | 1 | 1186.1 | 1139 | 659 | 390 | 63 | 59 | 308 | — | 588 | 81 | 1 | .246 |
| 1889 | 136 | 67-65 | 3.73 | 123 | 6 | 2 | 1237.0 | 1313 | 814 | 512 | 71 | 42 | 408 | — | 434 | 50 | 0 | .262 |
| 1890 | 139 | 83-53 | 3.24 | 126 | 6 | *3 | 1237.1 | 1103 | 692 | 446 | 41 | 47 | 481 | — | 504 | 66 | 0 | .234 |
| 1891 | 137 | 82-53 | 3.47 | 114 | 6 | 3 | 1220.2 | 1207 | 730 | 471 | 53 | 44 | 475 | — | 477 | 63 | 1 | .249 |
| 1892 | 147 | 70-76 | 3.16 | 133 | 6 | 1 | 1298.0 | 1269 | 735 | 456 | 35 | 38 | 424 | — | 518 | 40 | 0 | .246 |
| 1893 | 128 | 56-71 | 4.81 | 101 | 4 | +5 | 1117.1 | 1278 | 874 | 597 | *26 | 64 | 553 | — | 273 | 41 | 0 | .279 |
| 1894 | 137 | 57-75 | 5.63 | *118 | 0 | 0 | 1163.0 | 1575 | 1080 | 728 | 43 | 65 | 569 | — | 284 | 38 | 1 | .321 |
| 1895 | 133 | 72-58 | 4.67 | *119 | 3 | 1 | 1150.2 | 1422 | 854 | 597 | 38 | 69 | 432 | — | 297 | 34 | 0 | .300 |
| 1896 | 132 | 71-57 | 4.44 | *118 | 2 | 1 | 1161.1 | 1307 | 804 | 573 | 30 | 81 | 467 | — | 354 | 28 | 0 | .282 |
| 1897 | 138 | 59-73 | 4.53 | *131 | 2 | 1 | 1197.0 | 1485 | 894 | 603 | 30 | 64 | 433 | — | 361 | 32 | 1 | .303 |
| 1898 | 152 | 85-65 | *2.83 | 137 | *13 | 0 | 1342.2 | 1357 | 679 | 422 | 17 | 82 | 364 | — | 323 | 27 | 3 | .261 |
| 1899 | 152 | 75-73 | 3.37 | 147 | 8 | 1 | 1331.1 | 1433 | 763 | 498 | 20 | 82 | 330 | — | 313 | 18 | 5 | .275 |
| 1900 | 146 | 65-75 | 3.23 | *137 | 9 | 1 | 1271.0 | 1375 | 751 | 456 | *21 | 81 | 324 | — | 357 | 25 | 0 | .276 |
| 1901 | 140 | 53-86 | 3.33 | *131 | 2 | 0 | 1241.2 | 1348 | 699 | 460 | 27 | 53 | 324 | — | *586 | 31 | 2 | .275 |
| 1902 | 143 | 68-69 | *2.19 | *134 | 17 | 2 | 1293.1 | 1244 | 505 | 315 | 7 | 44 | 281 | — | 447 | 27 | 1 | .253 |
| 1903 | 139 | 82-56 | *2.77 | 117 | 6 | 6 | 1240.1 | *1182 | 599 | 382 | 14 | 37 | *354 | — | 451 | 23 | 0 | .250 |
| 1904 | 156 | 93-60 | 2.30 | 139 | 18 | 6 | 1383.2 | *1150 | 517 | 354 | 16 | 36 | 402 | — | 618 | 24 | 5 | .224 |
| 1905 | 155 | 92-61 | *2.04 | 133 | *23 | 2 | 1407.1 | *1135 | 442 | 319 | 14 | 51 | 385 | — | 627 | 21 | 2 | .224 |
| 1906 | 155 | *116-36 | *1.75 | 125 | *30 | 10 | 1388.1 | *1018 | 381 | 270 | *12 | 53 | 446 | — | *702 | 20 | 4 | 207 |
| 1907 | 155 | *107-45 | *1.73 | 114 | *32 | 8 | 1373.1 | *1054 | 390 | 264 | *11 | 38 | 402 | — | 586 | 25 | 1 | .216 |
| 1908 | 158 | *99-55 | 2.14 | 108 | *29 | 12 | 1433.2 | *1137 | 461 | 341 | 20 | 39 | 437 | — | *668 | 34 | 2 | .221 |
| 1909 | 155 | 104-49 | *1.75 | 111 | *32 | 11 | 1399.1 | *1094 | 390 | 272 | 6 | 38 | 364 | — | 680 | 30 | 2 | .215 |
| 1910 | 154 | *104-50 | *2.51 | 100 | *25 | 13 | 1378.2 | *1171 | 499 | 384 | 18 | 41 | 474 | — | 609 | 31 | 3 | .235 |
| 1911 | 157 | 92-62 | 2.90 | 85 | 12 | *16 | 1411.0 | 1270 | 607 | 454 | *26 | 47 | 525 | — | 582 | 35 | 2 | .245 |
| 1912 | 152 | 91-59 | 3.42 | 80 | 15 | 9 | 1358.2 | 1307 | 668 | 517 | 33 | 47 | 493 | — | 554 | 35 | 2 | .259 |
| 1913 | 155 | 88-65 | 3.13 | 89 | 12 | 15 | 1373.0 | 1330 | 630 | 478 | 39 | 39 | 478 | — | 556 | 43 | 1 | .260 |
| 1914 | 156 | 78-76 | 2.71 | 70 | 14 | 11 | 1389.1 | *1169 | 638 | 418 | 37 | 39 | 528 | — | *651 | 60 | 2 | .233 |
| 1915 | 156 | 73-80 | 3.11 | 71 | 18 | 8 | 1399.0 | 1272 | 620 | 484 | 28 | 44 | 480 | — | *657 | 40 | 0 | .247 |
| 1916 | 156 | 67-86 | 2.65 | 72 | 17 | 13 | 1416.2 | 1265 | 541 | 417 | 32 | 39 | 365 | — | 616 | 37 | 0 | .244 |
| 1917 | 157 | 74-80 | 2.62 | 79 | 16 | 9 | 1404.0 | 1303 | 567 | 408 | 34 | 30 | 374 | — | *654 | 37 | 2 | .253 |
| 1918& | 131 | *84-45 | *2.18 | 92 | *23 | 8 | 1197.0 | 1050 | 393 | 290 | *13 | 22 | 296 | — | *472 | 19 | 2 | .239 |
| 1919& | 140 | 75-65 | *2.21 | 80 | 21 | 5 | 1265.0 | 1127 | 407 | 311 | *14 | 28 | 294 | — | *495 | 20 | 1 | .242 |
| 1920 | 154 | 75-79 | 3.27 | *95 | 13 | 9 | 1388.2 | 1459 | 635 | 504 | 37 | 25 | 382 | — | 508 | 22 | 1 | .276 |
| 1921 | 153 | 64-89 | 4.39 | 73 | 7 | 7 | 1363.0 | 1605 | 773 | 665 | 67 | 40 | 409 | — | 441 | 17 | 3 | .303 |
| 1922 | 156 | 80-74 | 4.34 | 74 | 8 | 12 | 1397.2 | 1579 | 808 | 674 | 77 | 55 | 475 | — | 402 | 29 | 5 | .292 |
| 1923 | 154 | 83-71 | 3.82 | 80 | 8 | 11 | 1366.2 | *1419 | 704 | 580 | 86 | 31 | 435 | — | 408 | 18 | 3 | .269 |
| 1924 | 154 | 81-72 | 3.83 | 85 | 4 | 6 | 1380.2 | 1459 | 699 | 587 | 89 | 23 | 438 | — | 416 | 17 | 4 | .275 |
| 1925 | 154 | 68-86 | 4.41 | 75 | 5 | 10 | 1370.0 | 1575 | 773 | 671 | 102 | 29 | 485 | — | 435 | 12 | 1 | .292 |
| 1926 | 155 | 82-72 | *3.26 | 77 | 13 | 14 | 1378.1 | 1407 | 602 | 499 | *39 | 36 | 486 | — | 508 | 20 | 2 | .273 |
| 1927 | 153 | 85-68 | 3.65 | 75 | 11 | 5 | 1385.0 | 1439 | 661 | 562 | 50 | 38 | 514 | — | 465 | 16 | 3 | .273 |
| 1928 | 154 | 91-63 | 3.40 | 75 | 12 | 14 | 1380.2 | 1383 | 615 | 521 | *56 | 32 | 508 | — | 531 | 18 | 1 | .267 |
| 1929 | 156 | *98-54 | 4.16 | 79 | *14 | 21 | 1398.2 | 1542 | 758 | 646 | 77 | 21 | 537 | — | 548 | 23 | 2 | .284 |
| 1930 | 156 | 90-64 | 4.80 | 67 | 6 | 12 | 1403.2 | 1642 | 870 | 749 | 111 | 26 | 528 | — | 601 | 28 | 1 | .294 |
| 1931 | 156 | 84-70 | 3.97 | 80 | 8 | 8 | 1385.2 | 1448 | 710 | 612 | 54 | 36 | 524 | — | 541 | 23 | 2 | .268 |
| 1932 | 154 | *90-64 | *3.44 | 79 | 9 | 7 | 1401.0 | *1444 | 633 | 536 | 68 | 28 | 409 | — | 527 | 26 | 2 | .264 |
| 1933 | 154 | 86-68 | 2.93 | *95 | 16 | 9 | 1362.0 | 1316 | 536 | 443 | 51 | 30 | 413 | — | 488 | 32 | 1 | .254 |
| 1934 | 152 | 86-65 | 3.76 | 73 | 11 | 9 | 1361.1 | 1432 | 639 | 568 | 80 | 19 | 417 | — | 633 | 32 | 3 | .269 |
| 1935 | 154 | *100-54 | *3.26 | *81 | 12 | 14 | 1394.1 | *1417 | 597 | 505 | 85 | 20 | 400 | — | 589 | 32 | 2 | .263 |
| 1936 | 154 | 87-67 | 3.54 | *77 | *18 | 10 | 1382.1 | *1413 | 603 | 543 | 77 | 29 | 434 | — | 597 | 23 | 0 | .265 |
| 1937 | 154 | 93-61 | 3.97 | 73 | 11 | 13 | 1381.1 | 1434 | 682 | 610 | 91 | 22 | 502 | — | 596 | 32 | 1 | .267 |
| 1938 | 154 | *89-63 | *3.37 | 67 | *16 | *18 | 1396.2 | 1414 | 597 | 523 | 71 | 17 | 454 | — | *583 | 31 | 5 | .262 |
| 1939 | 156 | 84-70 | 3.80 | 72 | 8 | 13 | 1392.1 | 1504 | 678 | 588 | 74 | 19 | 430 | — | 584 | 20 | 3 | .276 |

#Led Major League

**Tied for Major League Lead

*Led National League

+Tied for National League Lead

Note - Saves originated in 1960 and became official in 1969

&Season shortened due to World War I

^Season shortened due to labor strike

Bold Face - Club High/Low Record Since 1900

(Excludes Shortened Seasons)

| YEAR | G | W-L | ERA | CG | SHO | SV | IP | H | R | ER | HR | HB | BB | IBB | SO | WP | BK | AVG |
|-------|------------|---------------|-------------|-----------|-----------|-----------|---------------|-------|------------|------------|------------|-----------|------------|------------|-----------|-----------|-----------|-------|
| 1940 | 154 | 75-79 | 3.54 | 69 | 12 | 14 | 1392.0 | 1418 | 636 | 548 | 74 | 16 | 430 | – | 564 | 10 | 2 | .262 |
| 1941 | 155 | 70-84 | 3.72 | 74 | 8 | 9 | 1364.2 | 1431 | 670 | 564 | *60 | 21 | *449 | – | 548 | 21 | 2 | .267 |
| 1942 | 155 | 68-86 | 3.60 | 71 | 10 | 14 | 1400.2 | 1447 | 665 | 560 | 70 | 18 | 525 | – | 507 | 27 | 4 | .267 |
| 1943 | 154 | 74-79 | 3.31 | 67 | 13 | 14 | 1386.0 | 1379 | 599 | 510 | 53 | 18 | *394 | – | 513 | 20 | 1 | .258 |
| 1944 | 157 | 75-79 | 3.59 | 70 | 11 | 13 | 1400.2 | 1484 | 669 | 558 | 75 | 11 | 458 | – | 545 | 25 | 0 | .274 |
| 1945 | 155 | *98-56 | *2.98 | *86 | 15 | 14 | 1366.1 | *1301 | 532 | 452 | *57 | 22 | *385 | – | 541 | 19 | 2 | .249 |
| 1946 | 155 | 82-71 | 3.24 | 59 | 15 | 11 | 1393.0 | 1370 | 581 | 502 | 58 | 19 | 527 | – | 619 | 15 | 2 | .256 |
| 1947 | 155 | 69-85 | 4.04 | 46 | 8 | 15 | 1367.0 | 1449 | 722 | 613 | 106 | 20 | 618 | – | 571 | 30 | 3 | .274 |
| 1948 | 155 | 64-90 | 4.00 | 51 | 7 | 10 | 1355.1 | 1355 | 705 | 603 | *89 | 19 | 619 | – | 636 | 27 | 2 | .261 |
| 1949 | 154 | 61-93 | 4.50 | 44 | 8 | 17 | 1357.2 | 1487 | 773 | 679 | 104 | 22 | 575 | – | 544 | 36 | 4 | .279 |
| 1950 | 154 | 64-89 | 4.28 | 55 | 9 | 19 | 1371.1 | 1452 | 772 | 652 | 130 | 27 | 593 | – | 559 | 31 | 10 | .271 |
| 1951 | 155 | 62-92 | 4.34 | 48 | 10 | 10 | 1385.2 | 1416 | 750 | 668 | 125 | 29 | 572 | – | 544 | 43 | 7 | .265 |
| 1952 | 155 | 77-77 | 3.58 | 59 | 15 | 15 | 1386.1 | *1265 | 631 | 552 | 101 | 32 | 534 | – | 661 | 47 | 2 | .240 |
| 1953 | 155 | 65-89 | 4.79 | 38 | 3 | 22 | 1359.0 | 1491 | 835 | 723 | 151 | 38 | 554 | – | 623 | 27 | 4 | .276 |
| 1954 | 154 | 64-90 | 4.51 | 41 | 6 | 19 | 1374.1 | 1375 | 766 | 688 | 131 | 26 | 619 | – | 622 | 35 | 2 | .264 |
| 1955 | 154 | 72-81 | 4.17 | 47 | 10 | 23 | 1378.1 | 1306 | 713 | 639 | 153 | 29 | 601 | 57 | 686 | 31 | 1 | .251 |
| 1956 | 157 | 60-94 | 3.96 | 37 | 6 | 17 | 1392.0 | 1325 | 708 | 612 | 161 | 33 | 613 | 79 | 744 | 24 | 1 | .252 |
| 1957 | 156 | 62-92 | 4.13 | 30 | 5 | 26 | 1403.1 | 1397 | 722 | 644 | 144 | 31 | 601 | 42 | 859 | 34 | 5 | .261 |
| 1958 | 154 | 72-82 | 4.22 | 27 | 5 | 24 | 1361.0 | 1322 | 725 | 638 | 142 | 38 | 619 | 57 | 805 | 36 | 7 | .254 |
| 1959 | 155 | 74-80 | 4.01 | 30 | 11 | 25 | 1391.0 | 1337 | 688 | 620 | 152 | 24 | 519 | 40 | 765 | 34 | 6 | .254 |
| 1960 | 156 | 60-94 | 4.35 | 36 | 6 | 25 | 1402.2 | 1393 | 776 | 678 | 152 | 42 | 565 | 56 | 805 | 39 | 4 | .260 |
| 1961 | 156 | 64-90 | 4.48 | 34 | 6 | 25 | 1385.0 | 1492 | 800 | 690 | 165 | 35 | 465 | 47 | 755 | 50 | 3 | .277 |
| 1962 | 162 | 59-103 | 4.54 | 29 | 4 | 26 | 1438.1 | 1509 | 827 | 725 | 159 | 46 | 601 | 60 | 783 | 66 | 5 | .272 |
| 1963 | 162 | 82-80 | 3.08 | 45 | 15 | 28 | 1457.0 | 1357 | 578 | 498 | 119 | 24 | 400 | 32 | 851 | 43 | 11 | .249 |
| 1964 | 162 | 76-86 | 4.08 | *58 | 11 | 19 | 1445.0 | 1510 | 724 | 655 | 144 | 17 | 423 | 64 | 737 | 50 | 3 | .270 |
| 1965 | 164 | 72-90 | 3.78 | 33 | 9 | 35 | 1472.0 | 1470 | 723 | 618 | 154 | 27 | 481 | 78 | 855 | 51 | 2 | .260 |
| 1966 | 162 | 59-103 | 4.33 | 28 | 6 | 24 | 1458.0 | 1513 | 809 | 702 | 184 | 28 | 479 | 64 | 908 | 40 | 4 | .268 |
| 1967 | 162 | 87-74 | 3.48 | 47 | 7 | 28 | 1457.0 | 1352 | 624 | 564 | 142 | 28 | 463 | 74 | 888 | 35 | 2 | .246 |
| 1968 | 163 | 84-78 | 3.41 | 46 | 12 | 32 | 1453.2 | 1399 | 611 | 551 | 138 | 27 | 392 | 47 | 894 | 41 | 3 | .254 |
| 1969 | 163 | 92-70 | 3.34 | 58 | 22 | 27 | 1454.1 | 1366 | 611 | 540 | 118 | 29 | 475 | 72 | 1017 | 39 | 4 | .248 |
| 1970 | 162 | 84-78 | 3.76 | *59 | 9 | 25 | 1435.0 | 1402 | 679 | 600 | 143 | 25 | *475 | 58 | 1000 | 40 | 4 | .256 |
| 1971 | 162 | 83-79 | 3.61 | *75 | 17 | 13 | 1444.0 | 1458 | 648 | 579 | 132 | 26 | 411 | 53 | 900 | 38 | 6 | .262 |
| 1972^ | 156 | 85-70 | 3.22 | 54 | 19 | 32 | 1398.2 | 1329 | 567 | 500 | 112 | 34 | *421 | 56 | 824 | 32 | 4 | .251 |
| 1973 | 161 | 77-84 | 3.66 | 27 | 13 | 40 | 1437.2 | 1471 | 655 | 584 | 128 | 30 | *438 | 67 | 885 | 47 | 4 | .267 |
| 1974 | 162 | 66-96 | 4.28 | 23 | 6 | 26 | 1466.1 | 1593 | 826 | 697 | 122 | 40 | 576 | 72 | 895 | 61 | 20 | .277 |
| 1975 | 162 | 75-87 | 4.49 | 27 | 8 | 33 | 1444.1 | 1587 | 827 | 721 | 130 | 40 | 551 | 59 | 850 | 35 | 9 | .281 |
| 1976 | 162 | 75-87 | 3.93 | 27 | 12 | 33 | 1471.1 | 1511 | 728 | 643 | 123 | 28 | 490 | 60 | 850 | 38 | 11 | .268 |
| 1977 | 162 | 81-81 | 4.01 | 16 | 10 | 44 | 1468.0 | 1500 | 739 | 654 | 128 | 22 | 489 | 101 | *942 | 55 | 17 | .266 |
| 1978 | 162 | 79-83 | 4.05 | 24 | 7 | 38 | 1455.1 | 1475 | 724 | 655 | 125 | 33 | 539 | 93 | 768 | 53 | 12 | .265 |
| 1979 | 162 | 80-82 | 3.88 | 20 | 11 | 44 | 1446.2 | 1500 | 707 | 624 | 127 | 43 | 521 | 87 | *933 | 40 | 5 | .270 |
| 1980 | 162 | 64-98 | 3.89 | 13 | 6 | 35 | 1479.0 | 1525 | 728 | 639 | 109 | 28 | 589 | 85 | 923 | 39 | 17 | .272 |
| 1981^ | 106 | 38-65 | 4.01 | 6 | 2 | 20 | 956.2 | 983 | 483 | 426 | 59 | 21 | 388 | 60 | 532 | 42 | 8 | .270 |
| 1982 | 162 | 73-89 | 3.92 | 9 | 7 | 43 | 1447.1 | 1510 | 709 | 630 | 125 | 29 | 452 | 67 | 764 | 32 | 15 | .272 |
| 1983 | 162 | 71-91 | 4.08 | 9 | 10 | 42 | 1428.2 | 1496 | 719 | 647 | 117 | 25 | 498 | 83 | 807 | 43 | 13 | .274 |
| 1984 | 161 | *96-65 | 3.75 | 19 | 8 | 50 | 1434.0 | 1458 | 658 | 598 | 99 | 22 | *442 | 62 | 879 | 40 | 10 | .267 |
| 1985 | 162 | 77-84 | 4.16 | 20 | 8 | 42 | 1442.1 | 1492 | 729 | 666 | 156 | 23 | 519 | 83 | 820 | 31 | 11 | .271 |
| 1986 | 160 | 70-90 | 4.49 | 11 | 6 | 42 | 1445.0 | 1546 | 781 | 721 | 143 | 19 | 557 | 78 | 962 | 55 | 20 | .279 |
| 1987 | 161 | 76-85 | 4.55 | 11 | 5 | 48 | 1434.2 | 1524 | 801 | 726 | 159 | 27 | 628 | 67 | 1024 | 58 | 29 | .275 |
| 1988 | 163 | 77-85 | 3.84 | 30 | 10 | 29 | 1464.1 | 1494 | 694 | 625 | 115 | 31 | 490 | 75 | 897 | 56 | 26 | .265 |
| 1989 | 162 | *93-69 | 3.43 | 18 | 10 | +55 | 1460.1 | 1369 | 623 | 556 | 106 | 25 | 532 | 70 | 918 | 44 | 24 | .250 |
| 1990 | 162 | 77-85 | 4.34 | 13 | 7 | 42 | 1442.2 | 1510 | 774 | 695 | 121 | 28 | 572 | 85 | 877 | 62 | 14 | .271 |
| 1991 | 160 | 77-83 | 4.03 | 12 | 4 | 40 | 1456.2 | 1415 | 734 | 653 | 117 | 28 | 542 | 64 | 927 | 48 | 12 | .257 |
| 1992 | 162 | 78-84 | 3.39 | 16 | 11 | 37 | 1469.0 | 1337 | 624 | 554 | 107 | 44 | 575 | 75 | 901 | 68 | 11 | .246 |
| 1993 | 163 | 84-78 | 4.18 | 8 | 5 | 56 | 1449.2 | 1514 | 739 | 673 | 153 | 43 | 470 | 61 | 905 | 43 | 21 | .273 |
| 1994^ | 113 | 49-64 | 4.47 | 5 | 5 | 27 | 1023.2 | 1054 | 549 | 508 | 120 | 19 | 392 | 35 | 717 | 41 | 6 | .268 |
| 1995^ | 144 | 73-71 | 4.13 | 6 | *12 | +45 | 1301.0 | 1313 | 671 | 597 | 162 | 34 | 518 | 68 | 926 | 38 | 6 | .262 |
| 1996 | 162 | 76-86 | 4.36 | 10 | 10 | 34 | 1456.1 | 1447 | 771 | 705 | 184 | 55 | 546 | 55 | 1027 | 48 | 8 | .260 |
| 1997 | 162 | 68-94 | 4.44 | 6 | 4 | 37 | 1429.0 | 1451 | 759 | 705 | 185 | 43 | 590 | 51 | 1072 | 35 | 8 | .266 |
| 1998 | 163 | 90-73 | 4.47 | 7 | 56 | 1477.1 | 1528 | 792 | 733 | 180 | 48 | 575 | 48 | 1207 | 48 | 14 | .266 | |
| 1999 | 162 | 67-95 | 5.27 | 11 | 6 | 32 | 1430.2 | 1619 | 920 | 837 | 221 | 27 | 529 | 48 | 980 | 59 | 9 | .286 |
| 2000 | 162 | 65-97 | 5.25 | 10 | 5 | 39 | 1454.2 | 1505 | 904 | 849 | 231 | 62 | 658 | 45 | 1143 | 45 | 4 | .268 |
| 2001 | 162 | 88-74 | 4.03 | 8 | 6 | 41 | 1437.0 | 1357 | 701 | 643 | 164 | 50 | 550 | 43 | *1344 | 48 | 5 | .249 |
| 2002 | 162 | 67-95 | 4.29 | 11 | 9 | 23 | 1441.1 | 1373 | 759 | 687 | 167 | 58 | 606 | 53 | *1333 | 44 | +2 | .253 |
| 2003 | 162 | 88-74 | 3.83 | 13 | 14 | 36 | 1456.1 | 1304 | 683 | 619 | 143 | 71 | 617 | 36 | *1404 | 63 | 3 | .241 |
| 2004 | 162 | 89-73 | 3.81 | 3 | 6 | 42 | 1465.1 | *1363 | 665 | 621 | 169 | 76 | 545 | 33 | *1346 | 50 | 9 | .247 |
| 2005 | 162 | 79-83 | 4.19 | 8 | 10 | 39 | 1440.0 | 1357 | 714 | 671 | 186 | 50 | 576 | 48 | *1256 | 57 | 7 | .250 |
| 2006 | 162 | 66-96 | 4.74 | 2 | 7 | 29 | 1439.0 | 1396 | 834 | 758 | 210 | 67 | 687 | 44 | *1250 | 68 | 4 | .255 |
| 2007 | 162 | 85-77 | 4.04 | 2 | 10 | 39 | 1446.2 | 1340 | 690 | 650 | 165 | 59 | 573 | 46 | *1211 | 42 | 3 | *.246 |
| 2008 | 161 | *97-64 | 3.87 | 2 | 8 | 44 | 1450.2 | *1329 | 671 | 624 | 160 | 65 | 548 | 45 | *1264 | 48 | 7 | *.242 |
| 2009 | 161 | 83-78 | 3.84 | 3 | 8 | 40 | 1445.1 | 1329 | 672 | 616 | 160 | 59 | 586 | 46 | 1272 | 60 | 6 | .246 |
| 2010 | 162 | 75-87 | 4.18 | 1 | 14 | 40 | 1436.2 | 1409 | 767 | 668 | 154 | 65 | 605 | 42 | 1268 | 46 | 6 | .255 |
| 2011 | 162 | 71-91 | 4.33 | 4 | 5 | 40 | 1434.1 | 1439 | 756 | 690 | 162 | 53 | 580 | 45 | 1224 | 51 | 5 | .262 |
| 2012 | 162 | 61-101 | 4.51 | 1 | 9 | 28 | 1413.2 | 1399 | 759 | 708 | 175 | *65 | *573 | 36 | 1128 | 44 | 5 | .259 |
| 2013 | 162 | 66-96 | 4.00 | 3 | 6 | 39 | 1448.0 | 1332 | 689 | 643 | 160 | 62 | *540 | 43 | 1184 | 59 | 4 | .244 |
| 2014 | 162 | 73-89 | 3.91 | 1 | 11 | 37 | 1463.1 | 1398 | 707 | 636 | 115 | 55 | 504 | 37 | 1311 | 64 | 3 | .252 |
| 2015 | 162 | 97-65 | 3.36 | 6 | +21 | 48 | 1461.1 | *1276 | 608 | 54 | | | | | | | | |

Cubs Yearly Pitching Leaders From 1876-1939

| YEAR | VICTORIES | ERA | GAMES | GAMES STARTED |
|--------------|---|-----------------------------------|---------------------------------------|-----------------------------------|
| 1876 | Albert Spalding *#47 | Albert Spalding 1.75 | Albert Spalding 61 | Albert Spalding 60 |
| 1877 | George Bradley 18 | George Bradley 3.31 | George Bradley 50 | George Bradley 44 |
| 1878 | Terry Larkin 29 | Terry Larkin 2.24 | Terry Larkin 56 | Terry Larkin 56 |
| 1879 | Terry Larkin 31 | Terry Larkin 2.44 | Terry Larkin 58 | Terry Larkin 58 |
| 1870s | Terry Larkin – 60 | Albert Spalding – 1.78 | Terry Larkin – 114 | Terry Larkin – 114 |
| 1880 | Larry Corcoran 43 | Fred Goldsmith 1.75 | Larry Corcoran 63 | Larry Corcoran 60 |
| 1881 | Larry Corcoran *#31 | Larry Corcoran 2.31 | Larry Corcoran 45 | Larry Corcoran 44 |
| 1882 | Fred Goldsmith 28 | Larry Corcoran *1.95 | Fred Goldsmith 45 | Fred Goldsmith 45 |
| 1883 | Larry Corcoran 34 | Larry Corcoran 2.49 | Larry Corcoran 56 | Larry Corcoran 53 |
| 1884 | Larry Corcoran 35 | John Clarkson 2.14 | Larry Corcoran 60 | Larry Corcoran 59 |
| 1885 | John Clarkson *#53 | John Clarkson 1.85 | John Clarkson *#70 | John Clarkson *#70 |
| 1886 | John Clarkson 36 | Jocko Flynn 2.24 | John Clarkson 55 | John Clarkson 55 |
| 1887 | John Clarkson *38 | John Clarkson 3.08 | John Clarkson *60 | John Clarkson *59 |
| 1888 | Gus Krock 25 | Gus Krock 2.44 | Gus Krock 39 | Gus Krock 39 |
| 1889 | Dwyer, Gumbert, Hutchison 16 | Bill Hutchison 3.54 | Bill Hutchison 37 | Bill Hutchison 36 |
| 1880s | Larry Corcoran – 175 | Larry Corcoran – 2.26 | Larry Corcoran – 270 | Larry Corcoran – 262 |
| 1890 | Bill Hutchison *41 | Bill Hutchison 2.70 | Bill Hutchison *#71 | Bill Hutchison 66 |
| 1891 | Bill Hutchison *#44 | Bill Hutchison 2.81 | Bill Hutchison *#66 | Bill Hutchison *#58 |
| 1892 | Bill Hutchison *#53 | Bill Hutchison 2.76 | Bill Hutchison *#75 | Bill Hutchison *#70 |
| 1893 | Willie McGill 17 | Hal Mauck 4.41 | Bill Hutchison 44 | Bill Hutchison 40 |
| 1894 | Clark Griffith 21 | Clark Griffith 4.92 | Bill Hutchison 37 | Bill Hutchison 34 |
| 1895 | Clark Griffith 26 | Clark Griffith 3.93 | Clark Griffith 42 | Clark Griffith 41 |
| 1896 | Clark Griffith 23 | Clark Griffith 3.54 | Danny Friend, Clark Griffith 36 | Clark Griffith 35 |
| 1897 | Clark Griffith 21 | Clark Griffith 3.72 | Clark Griffith 41 | Clark Griffith 38 |
| 1898 | Clark Griffith 24 | Clark Griffith *#1.88 | Clark Griffith 38 | Clark Griffith 38 |
| 1899 | Clark Griffith 22 | Clark Griffith 2.79 | Jack Taylor 41 | Jack Taylor 39 |
| 1890s | Bill Hutchison – 164 | Nixey Callahan – 3.09 | Bill Hutchison – 331 | Bill Hutchison – 303 |
| 1900 | Clark Griffith 14 | Ned Garvin 2.41 | Nixey Callahan 32 | Nixey Callahan 32 |
| 1901 | Rube Waddell 14 | Rube Waddell 2.81 | Long Tom Hughes 37 | Long Tom Hughes 35 |
| 1902 | Jack Taylor 23 | Jack Taylor *#1.29 | Jack Taylor 37 | Jack Taylor 34 |
| 1903 | Jack Taylor 21 | Jake Weimer 2.30 | Jack Taylor 37 | Jack Taylor, Jake Weimer 33 |
| 1904 | Jake Weimer 20 | Mordecai Brown 1.86 | Jake Weimer 37 | Jake Weimer 37 |
| 1905 | Brown, Reulbach, Weimer 18 | Ed Reulbach 1.42 | Ed Reulbach 34 | Jake Weimer 30 |
| 1906 | Mordecai Brown 26 | Mordecai Brown *#1.04 | Mordecai Brown 36 | Mordecai Brown 32 |
| 1907 | Orval Overall 23 | Jack Pfister *#1.15 | Orval Overall 36 | Orval Overall 30 |
| 1908 | Mordecai Brown 29 | Mordecai Brown 1.47 | Ed Reulbach 46 | Ed Reulbach 35 |
| 1909 | Mordecai Brown *27 | Mordecai Brown 1.31 | Mordecai Brown *50 | Mordecai Brown 34 |
| 1900s | Mordecai Brown – 135 | Mordecai Brown – 1.51 | Mordecai Brown – 220 | Mordecai Brown – 171 |
| 1910 | Mordecai Brown 25 | King Cole *1.80 | Mordecai Brown 46 | Mordecai Brown 31 |
| 1911 | Mordecai Brown 21 | Lew Richie 2.31 | Mordecai Brown *53 | Ed Reulbach 29 |
| 1912 | Larry Cheney *#26 | Larry Cheney 2.85 | L. Cheney, J. Lavender 42 | Larry Cheney 37 |
| 1913 | Larry Cheney 21 | George Pearce 2.31 | Larry Cheney *#54 | Larry Cheney 36 |
| 1914 | Hippo Vaughn 21 | Hippo Vaughn 2.05 | Larry Cheney *50 | Larry Cheney *#40 |
| 1915 | Hippo Vaughn 20 | Bert Humphries 2.31 | J. Lavender, H. Vaughn 41 | Hippo Vaughn 34 |
| 1916 | Hippo Vaughn 17 | Hippo Vaughn 2.20 | Hippo Vaughn 44 | Hippo Vaughn 35 |
| 1917 | Hippo Vaughn 23 | Hippo Vaughn 2.01 | Phil Douglas *#51 | Hippo Vaughn 38 |
| 1918 | Hippo Vaughn *22 | Hippo Vaughn *1.74 | Hippo Vaughn 35 | Hippo Vaughn 33 |
| 1919 | Hippo Vaughn 21 | Grover Alexander *1.72 | Hippo Vaughn 38 | Hippo Vaughn *37 |
| 1910s | Hippo Vaughn – 129 | Hippo Vaughn – 2.08 | Hippo Vaughn – 248 | Hippo Vaughn – 218 |
| 1920 | Grover Alexander *27 | Grover Alexander *#1.91 | Grover Alexander 46 | Grover Alexander *#40 |
| 1921 | Grover Alexander 15 | Grover Alexander 3.39 | Lefty York 40 | Grover Alexander 29 |
| 1922 | Vic Aldridge, Grover Alexander 16 | Vic Aldridge 3.52 | Percy Jones 44 | Vic Aldridge 34 |
| 1923 | Grover Alexander 22 | Vic Keen 3.00 | Grover Alexander 39 | Grover Alexander 36 |
| 1924 | Tony Kaufmann 16 | Grover Alexander 3.03 | Vic Keen 40 | Vic Aldridge 32 |
| 1925 | Grover Alexander 15 | Grover Alexander 3.39 | Guy Bush 42 | Sheriff Blake 31 |
| 1926 | Charlie Root 18 | Charlie Root 2.82 | Charlie Root 42 | Charlie Root 32 |
| 1927 | Charlie Root *#26 | Guy Bush 3.03 | Charlie Root **48 | Charlie Root 36 |
| 1928 | Pat Malone 18 | Sheriff Blake 2.47 | Guy Bush, Pat Malone 42 | Charlie Root 30 |
| 1929 | Pat Malone *22 | Charlie Root 3.47 | Guy Bush *#50 | Charlie Root 31 |
| 1920s | Grover Alexander – 110 | Grover Alexander – 3.02 | Guy Bush – 222 | Grover Alexander – 193 |
| 1930 | Pat Malone *#20 | Pat Malone 3.94 | Guy Bush 46 | Pat Malone 35 |
| 1931 | Charlie Root 17 | Bob Smith 3.22 | Guy Bush, Charlie Root 39 | Charlie Root 31 |
| 1932 | Lon Warneke *22 | Lon Warneke *#2.37 | Guy Bush 40 | Pat Malone 33 |
| 1933 | Guy Bush 20 | Lon Warneke 2.00 | Guy Bush 41 | Lon Warneke 34 |
| 1934 | Lon Warneke 22 | Lon Warneke 3.21 | Lon Warneke 43 | Lon Warneke 35 |
| 1935 | Bill Lee, Lon Warneke 20 | Larry French, Bill Lee 2.96 | Larry French, Lon Warneke 42 | Bill Lee 32 |
| 1936 | Larry French, Bill Lee 18 | Bill Lee 3.31 | Larry French, Bill Lee 43 | Bill Lee 33 |
| 1937 | Tex Carleton, Larry French 16 | Tex Carleton 3.15 | Charlie Root 43 | Bill Lee 33 |
| 1938 | Bill Lee *#22 | Bill Lee *#2.66 | C. Bryant, B. Lee, C. Root 44 | Bill Lee *#37 |
| 1939 | Bill Lee 19 | Claude Passeau 3.05 | Jack Russell 39 | Bill Lee *#36 |
| 1930s | Charlie Root – 114 | Lon Warneke – 2.85 | Charlie Root – 377 | Bill Lee – 200 |

#Major League Leader
 *National League Leader
 +Cubs All-Time Record

##Tied for Major League Lead
 **Tied for National League Lead

NOTE: ERA leaders based on 1.0 inning pitched per team game played. Decade leaders based on 500.0 innings.

Cubs Yearly Pitching Leaders From 1876-1939

| YEAR | COMPLETE GAMES | INNINGS PITCHED | STRIKEOUTS | CUBS PITCHING NOTES |
|--------------|---|----------------------------------|------------------------------------|--|
| 1876 | Albert Spalding 53 | Albert Spalding 528.2 | Albert Spalding 39 | The Cubs set a team mark in 2013 by utilizing 31 different pitchers. The club mark for most left-handed pitchers to see mound action in a season is 10 – a figure reached in 1999, 2000 and 2017. Prior to the 1999 campaign, the team record of eight had stood since 1966. The team mark for most strikeouts by a reliever is 11, set by Dave Hillman during a 7.2-inning relief stint May 28, 1959, against Los Angeles. The last Cubs position player to take the mound for the Cubs was outfielder Leony Martin, who pitched 0.2 innings, September 4, 2017 vs. the Pirates Since the advent of divisional play in 1969, only two Cubs have recorded saves in their major league debuts: Todd Wellemeyer (5/15/03 @ MIL) and Kyuji Fujikawa (4/1/13 @ PIT). The last Cubs rookie to hurl consecutive complete games was Rich Hill in 2006 (September 16 vs. Cincinnati, September 22 at Cincinnati). Hill finished with two complete games in 2006, making him the first Cubs rookie with more than one complete game in a season since Frank Castillo tossed four in 1991. The best career start record-wise for a Cubs pitcher is 8-0, recorded by King Cole in 1910 and Carlos Silva in 2010. The worst start belongs to Chris Volstad, who began his Cubs career 0-9 in 2012. On July 17, 1918, Lefty Tyler pitched a Cubs-record 21 innings in a route-going 2-1 win against Philadelphia. He gave up 13 hits and one walk while striking out eight. Three years earlier, on June 17, 1915, reliever George "Zip" Zabel was called into a game against Brooklyn with two out in the top of the 1st inning at West Side Grounds. He had to pitch 18.1 innings before earning the win, as the Cubs won 4-3 in the 19th inning. |
| 1877 | George Bradley 35 | George Bradley 394.0 | George Bradley 59 | |
| 1878 | Terry Larkin 56 | Terry Larkin 506.0 | Terry Larkin 163 | |
| 1879 | Terry Larkin 57 | Terry Larkin 513.1 | Terry Larkin 142 | |
| 1870s | Terry Larkin – 113 | Terry Larkin – 1019.1 | Terry Larkin – 305 | |
| 1880 | Larry Corcoran 57 | Larry Corcoran 536.1 | Larry Corcoran *#268 | |
| 1881 | Larry Corcoran 43 | Larry Corcoran 396.2 | Larry Corcoran 150 | |
| 1882 | Fred Goldsmith 45 | Fred Goldsmith 405.0 | Larry Corcoran 170 | |
| 1883 | Larry Corcoran 51 | Larry Corcoran 473.2 | Larry Corcoran 216 | |
| 1884 | Larry Corcoran 57 | Larry Corcoran 516.2 | Larry Corcoran 272 | |
| 1885 | John Clarkson *#68 | John Clarkson *#623.0 | John Clarkson *#308 | |
| 1886 | John Clarkson 50 | John Clarkson 466.2 | John Clarkson 313 | |
| 1887 | John Clarkson *56 | John Clarkson *523.0 | John Clarkson *237 | |
| 1888 | Gus Krock 39 | Gus Krock 339.2 | Gus Krock 161 | |
| 1889 | Bill Hutchison 33 | Bill Hutchison 318.0 | Bill Hutchison 136 | |
| 1880s | Larry Corcoran – 252 | Larry Corcoran – 2338.1 | Larry Corcoran – 1086 | |
| 1890 | Bill Hutchison *#65 | Bill Hutchison *#603.0 | Bill Hutchison 289 | |
| 1891 | Bill Hutchison *#56 | Bill Hutchison *#561.0 | Bill Hutchison 261 | |
| 1892 | Bill Hutchison *#37 | Bill Hutchison *#622.0 | Bill Hutchison *#314 | |
| 1893 | Bill Hutchison 38 | Bill Hutchison 348.1 | Willie McGill 91 | |
| 1894 | C. Griffith, B. Hutchison 28 | Bill Hutchison 279.1 | Clark Griffith 71 | |
| 1895 | Clark Griffith 39 | Clark Griffith 353.0 | Adonis Terry 88 | |
| 1896 | Clark Griffith 35 | Clark Griffith 317.2 | Danny Friend 86 | |
| 1897 | Clark Griffith **#38 | Clark Griffith 343.2 | Clark Griffith 102 | |
| 1898 | Clark Griffith 36 | Clark Griffith 325.2 | Clark Griffith 97 | |
| 1899 | Jack Taylor 39 | Jack Taylor 354.2 | Nixey Callahan 77 | |
| 1890s | Bill Hutchison – 284 | Bill Hutchison – 2704.2 | Bill Hutchison – 1088 | |
| 1900 | Nixey Callahan 32 | Nixey Callahan 285.1 | Ned Garvin 107 | |
| 1901 | Long Tom Hughes 32 | Long Tom Hughes 308.1 | Long Tom Hughes 225 | |
| 1902 | Jack Taylor 34 | Jack Taylor 333.2 | Pop Williams 99 | |
| 1903 | Jack Taylor 33 | Jack Taylor 312.1 | Jake Weimer 128 | |
| 1904 | Jake Weimer 31 | Jake Weimer 307.0 | Jake Weimer 177 | |
| 1905 | Ed Reulbach 28 | Ed Reulbach 291.2 | Ed Reulbach 152 | |
| 1906 | Mordecai Brown 27 | Mordecai Brown 277.1 | Jack Piester 153 | |
| 1907 | Orval Overall 26 | Orval Overall 268.1 | Orval Overall 141 | |
| 1908 | Mordecai Brown 27 | Mordecai Brown 312.1 | Orval Overall 167 | |
| 1909 | Mordecai Brown *32 | Mordecai Brown *342.2 | Orval Overall *205 | |
| 1900s | Mordecai Brown – 151 | Mordecai Brown – 1626.2 | Mordecai Brown – 716 | |
| 1910 | Mordecai Brown **27 | Mordecai Brown 295.1 | Mordecai Brown 143 | |
| 1911 | Mordecai Brown 21 | Mordecai Brown 270.0 | Mordecai Brown 129 | |
| 1912 | Larry Cheney *28 | Larry Cheney 303.1 | Larry Cheney 140 | |
| 1913 | Larry Cheney 25 | Larry Cheney 305.0 | Larry Cheney 136 | |
| 1914 | Hippo Vaughn 23 | Larry Cheney 311.1 | Hippo Vaughn 165 | |
| 1915 | Hippo Vaughn 18 | Hippo Vaughn 269.2 | Hippo Vaughn 148 | |
| 1916 | Hippo Vaughn 21 | Hippo Vaughn 294.0 | Hippo Vaughn 144 | |
| 1917 | Hippo Vaughn 27 | Hippo Vaughn 295.2 | Hippo Vaughn 195 | |
| 1918 | Hippo Vaughn 27 | Hippo Vaughn *290.1 | Hippo Vaughn *148 | |
| 1919 | Hippo Vaughn 25 | Hippo Vaughn *306.2 | Hippo Vaughn *141 | |
| 1910s | Hippo Vaughn – 146 | Hippo Vaughn – 1806.0 | Hippo Vaughn – 977 | |
| 1920 | Grover Alexander *#33 | Grover Alexander *#363.1 | Grover Alexander *#173 | |
| 1921 | Grover Alexander 21 | Grover Alexander 252.0 | Speed Martin 86 | |
| 1922 | Vic Aldridge, Grover Alexander 20 | Vic Aldridge 258.1 | Tiny Osborne 81 | |
| 1923 | Grover Alexander 26 | Grover Alexander 305.0 | G. Alexander, T. Kaufmann 72 | |
| 1924 | Vic Aldridge 20 | Vic Aldridge 244.1 | Tony Kaufmann 79 | |
| 1925 | Grover Alexander 20 | Grover Alexander 236.0 | Sheriff Blake 93 | |
| 1926 | Charlie Root 21 | Charlie Root 271.1 | Charlie Root 127 | |
| 1927 | Charlie Root 21 | Charlie Root *#309.0 | Charlie Root 145 | |
| 1928 | Sheriff Blake, Pat Malone 16 | Pat Malone 250.2 | Pat Malone 155 | |
| 1929 | Pat Malone, Charlie Root 19 | Charlie Root 272.0 | Pat Malone *166 | |
| 1920s | Grover Alexander – 136 | Grover Alexander – 1623.1 | Charlie Root – 518 | |
| 1930 | Pat Malone *#22 | Pat Malone 271.2 | Pat Malone 142 | |
| 1931 | Charlie Root 19 | Charlie Root 251.0 | Charlie Root 131 | |
| 1932 | Lon Warneke 25 | Lon Warneke 277.0 | Pat Malone 120 | |
| 1933 | Lon Warneke **#26 | Lon Warneke 287.1 | Lon Warneke 133 | |
| 1934 | Lon Warneke 23 | Lon Warneke 291.1 | Lon Warneke 143 | |
| 1935 | Lon Warneke 20 | Lon Warneke 261.2 | Lon Warneke 120 | |
| 1936 | Bill Lee 20 | Bill Lee 258.2 | Lon Warneke 113 | |
| 1937 | Tex Carleton 18 | Bill Lee 272.1 | Bill Lee 108 | |
| 1938 | Bill Lee 19 | Bill Lee 291.0 | Clay Bryant *135 | |
| 1939 | Bill Lee 20 | Bill Lee 282.1 | Claude Passeau 108 | |
| 1930s | Bill Lee, Lon Warneke – 110 | Charlie Root – 1829.1 | Charlie Root – 818 | |

Cubs Yearly Pitching Leaders From 1940-1989

| YEAR | VICTORIES | ERA | GAMES | GAMES STARTED |
|--------------|------------------------------------|------------------------------------|-------------------------------------|---------------------------------------|
| 1940 | Claude Passeau20 | Claude Passeau2.50 | Claude Passeau46 | Larry French33 |
| 1941 | Claude Passeau14 | Vern Olsen3.15 | Vern Olsen37 | Claude Passeau30 |
| 1942 | Claude Passeau19 | Claude Passeau2.68 | Hi Bithorn38 | Claude Passeau34 |
| 1943 | Hi Bithorn18 | Hi Bithorn2.60 | Hi Bithorn39 | Claude Passeau31 |
| 1944 | Hank Wyse16 | Claude Passeau2.89 | Paul Derringer42 | Hank Wyse34 |
| 1945 | Hank Wyse22 | Ray Prim*2.40 | Hank Wyse38 | Hank Wyse34 |
| 1946 | Hank Wyse14 | Johnny Schmitz2.61 | Johnny Schmitz41 | Johnny Schmitz31 |
| 1947 | Johnny Schmitz13 | Johnny Schmitz3.22 | Emil Kush47 | Johnny Schmitz28 |
| 1948 | Johnny Schmitz18 | Johnny Schmitz2.64 | Jess Dobernic54 | Johnny Schmitz30 |
| 1949 | Johnny Schmitz11 | Bob Rush4.07 | Bob Chipman38 | Johnny Schmitz31 |
| 1940s | Claude Passeau – 111 | Claude Passeau – 2.94 | Claude Passeau – 258 | Claude Passeau – 207 |
| 1950 | Bob Rush13 | Bob Rush3.71 | Dubiel, Minner, Rush, Schmitz ...39 | Bob Rush34 |
| 1951 | Bob Rush11 | Paul Minner3.79 | Dutch Leonard41 | Bob Rush29 |
| 1952 | Bob Rush17 | Warren Hacker2.58 | Dutch Leonard45 | Bob Rush32 |
| 1953 | Warren Hacker, Paul Minner12 | Paul Minner4.21 | Turk Lown49 | Warren Hacker32 |
| 1954 | Bob Rush13 | Bob Rush3.77 | Jim Davis46 | Bob Rush32 |
| 1955 | Sam Jones14 | Paul Minner3.48 | Hal Jeffcoat50 | Sam Jones34 |
| 1956 | Bob Rush13 | Bob Rush3.19 | Turk Lown61 | Bob Rush32 |
| 1957 | Dick Drott15 | Moe Drabowsky3.53 | Turk Lown*#67 | Moe Drabowsky33 |
| 1958 | Glen Hobbie10 | Glen Hobbie3.74 | Don Elston*#69 | Dick Drott31 |
| 1959 | Glen Hobbie16 | Dave Hillman3.53 | D. Elston, B. Henry**#65 | Bob Anderson36 |
| 1950s | Bob Rush – 95 | Bob Rush – 3.65 | Bob Rush – 268 | Bob Rush – 249 |
| 1960 | Glen Hobbie16 | Dick Ellsworth3.72 | Don Elston60 | Glen Hobbie36 |
| 1961 | Don Cardwell15 | Don Cardwell3.82 | Don Elston58 | Don Cardwell*38 |
| 1962 | Bob Buhl12 | Bob Buhl3.69 | B. Anderson, D. Elston57 | Dick Ellsworth33 |
| 1963 | Dick Ellsworth22 | Dick Ellsworth2.11 | Lindy McDaniel57 | Dick Ellsworth, Larry Jackson37 |
| 1964 | Larry Jackson*#24 | Larry Jackson3.14 | Lindy McDaniel63 | Larry Jackson38 |
| 1965 | D. Ellsworth, L. Jackson14 | Cal Koonce3.69 | Ted Abernathy*#84 | Larry Jackson39 |
| 1966 | Ken Holtzman11 | Fergie Jenkins3.31 | Fergie Jenkins60 | Dick Ellsworth37 |
| 1967 | Fergie Jenkins20 | Fergie Jenkins2.80 | Bill Hands49 | Fergie Jenkins38 |
| 1968 | Fergie Jenkins20 | Fergie Jenkins2.63 | Phil Regan68 | Fergie Jenkins*40 |
| 1969 | Fergie Jenkins21 | Bill Hands2.49 | Phil Regan71 | Fergie Jenkins*#42 |
| 1960s | Dick Ellsworth – 84 | Fergie Jenkins – 2.95 | Don Elston – 274 | Dick Ellsworth – 235 |
| 1970 | Fergie Jenkins22 | Ken Holtzman3.38 | Phil Regan54 | Fergie Jenkins39 |
| 1971 | Fergie Jenkins*24 | Fergie Jenkins2.77 | Phil Regan48 | Fergie Jenkins**39 |
| 1972 | Fergie Jenkins20 | Milt Pappas2.77 | Jack Aker48 | Fergie Jenkins36 |
| 1973 | Hooton, Jenkins, Reuschel14 | Rick Reuschel3.00 | Bob Locker63 | Fergie Jenkins38 |
| 1974 | Rick Reuschel13 | Bill Bonham3.86 | Oscar Zamora56 | Rick Reuschel38 |
| 1975 | Ray Burris15 | Rick Reuschel3.73 | Darold Knowles58 | Rick Reuschel37 |
| 1976 | Ray Burris15 | Ray Burris3.11 | Darold Knowles58 | Rick Reuschel37 |
| 1977 | Rick Reuschel20 | Rick Reuschel2.79 | Paul Reuschel69 | Ray Burris39 |
| 1978 | Rick Reuschel14 | Dennis Lamp3.30 | Donnie Moore71 | Dennis Lamp36 |
| 1979 | Rick Reuschel18 | Dennis Lamp3.50 | Dick Tidrow63 | Rick Reuschel36 |
| 1970s | Rick Reuschel – 114 | Fergie Jenkins – 3.29 | Rick Reuschel – 284 | Rick Reuschel – 274 |
| 1980 | Lynn McGlothen12 | Rick Reuschel3.40 | Dick Tidrow*#84 | Rick Reuschel**#38 |
| 1981 | Mike Krukow9 | Mike Krukow, Randy Martz3.68 | Dick Tidrow51 | Mike Krukow**25 |
| 1982 | Fergie Jenkins14 | Fergie Jenkins3.15 | Willie Hernandez75 | Fergie Jenkins34 |
| 1983 | Chuck Rainey14 | Fergie Jenkins4.30 | Bill Campbell*#82 | Chuck Rainey34 |
| 1984 | Rick Sutcliffe16 | Steve Trout3.41 | Lee Smith69 | Steve Trout31 |
| 1985 | Dennis Eckersley11 | Dennis Eckersley3.08 | Lee Smith65 | Dennis Eckersley25 |
| 1986 | Scott Sanderson, Lee Smith9 | Scott Sanderson4.19 | Lee Smith66 | Dennis Eckersley32 |
| 1987 | Rick Sutcliffe*18 | Rick Sutcliffe3.68 | Frank DiPino69 | Rick Sutcliffe34 |
| 1988 | Greg Maddux18 | Greg Maddux3.18 | Frank DiPino63 | Greg Maddux34 |
| 1989 | Greg Maddux19 | Greg Maddux2.95 | Mitch Williams*#76 | Greg Maddux35 |
| 1980s | Rick Sutcliffe – 76 | Lee Smith – 2.92 | Lee Smith – 458 | Rick Sutcliffe – 167 |

Cubs Yearly Pitching Leaders From 1940-1989

| YEAR | COMPLETE GAMES | INNINGS PITCHED | STRIKEOUTS | SAVES |
|--------------|-------------------------------------|--------------------------------|--|---------------------------|
| 1940 | Claude Passeau20 | Claude Passeau280.2 | Claude Passeau124 | - |
| 1941 | Claude Passeau20 | Claude Passeau231.0 | Paul Erickson85 | - |
| 1942 | Claude Passeau24 | Claude Passeau278.1 | Claude Passeau89 | - |
| 1943 | Hi Bithorn19 | Claude Passeau257.0 | Claude Passeau93 | - |
| 1944 | Claude Passeau18 | Hank Wyse257.1 | Claude Passeau89 | - |
| 1945 | Hank Wyse23 | Hank Wyse278.1 | Claude Passeau98 | - |
| 1946 | Johnny Schmitz14 | Johnny Schmitz224.1 | Johnny Schmitz*135 | - |
| 1947 | Johnny Schmitz10 | Johnny Schmitz207.0 | Johnny Schmitz97 | - |
| 1948 | Johnny Schmitz18 | Johnny Schmitz242.0 | Johnny Schmitz100 | - |
| 1949 | Dutch Leonard10 | Johnny Schmitz207.0 | Dutch Leonard83 | - |
| 1940s | Claude Passeau – 130 | Claude Passeau – 1693.2 | Claude Passeau – 646 | - |
| 1950 | Bob Rush19 | Bob Rush254.2 | Paul Minner99 | - |
| 1951 | Paul Minner14 | Bob Rush211.1 | Bob Rush129 | - |
| 1952 | Bob Rush17 | Bob Rush250.1 | Bob Rush157 | - |
| 1953 | Warren Hacker, Paul Minner9 | Warren Hacker221.2 | Johnny Klipstein113 | - |
| 1954 | Paul Minner12 | Bob Rush236.1 | Bob Rush124 | - |
| 1955 | Bob Rush14 | Sam Jones241.2 | Sam Jones*198 | - |
| 1956 | Bob Rush13 | Bob Rush239.2 | Sam Jones*176 | - |
| 1957 | Moe Drabowsky12 | Moe Drabowsky239.2 | Moe Drabowsky, Dick Drott170 | - |
| 1958 | Taylor Phillips5 | Taylor Phillips170.1 | Dick Drott127 | - |
| 1959 | Glen Hobbie10 | Bob Anderson235.1 | Glen Hobbie138 | - |
| 1950s | Bob Rush – 99 | Bob Rush – 1798.1 | Bob Rush – 924 | - |
| 1960 | Glen Hobbie16 | Glen Hobbie258.2 | Glen Hobbie134 | Don Elston11 |
| 1961 | Don Cardwell13 | Don Cardwell259.1 | Don Cardwell156 | Bob Anderson8 |
| 1962 | Bob Buhl8 | Bob Buhl212.0 | Dick Ellsworth113 | Don Elston8 |
| 1963 | Dick Ellsworth19 | Dick Ellsworth290.2 | Dick Ellsworth185 | Lindy McDaniel*22 |
| 1964 | Larry Jackson19 | Larry Jackson297.2 | Dick Ellsworth, Larry Jackson148 | Lindy McDaniel15 |
| 1965 | Larry Jackson12 | Larry Jackson257.1 | Larry Jackson131 | Ted Abernathy*#31 |
| 1966 | Dick Ellsworth, Ken Holtzman9 | Dick Ellsworth269.1 | Ken Holtzman171 | Bob Hendley7 |
| 1967 | Fergie Jenkins*#20 | Fergie Jenkins289.1 | Fergie Jenkins236 | Chuck Hartenstein10 |
| 1968 | Fergie Jenkins20 | Fergie Jenkins308.0 | Fergie Jenkins260 | Phil Regan*#25 |
| 1969 | Fergie Jenkins23 | Fergie Jenkins311.1 | Fergie Jenkins*273 | Phil Regan17 |
| 1960s | Dick Ellsworth – 71 | Dick Ellsworth – 1611.0 | Fergie Jenkins – 917 | Phil Regan – 42 |
| 1970 | Fergie Jenkins*#24 | Fergie Jenkins313.0 | Fergie Jenkins274 | Phil Regan12 |
| 1971 | Fergie Jenkins*#30 | Fergie Jenkins*325.0 | Fergie Jenkins263 | Phil Regan6 |
| 1972 | Fergie Jenkins23 | Fergie Jenkins289.1 | Fergie Jenkins184 | Jack Aker17 |
| 1973 | Burt Hooton9 | Fergie Jenkins271.0 | Fergie Jenkins170 | Bob Locker18 |
| 1974 | Bill Bonham10 | Bill Bonham242.2 | Bill Bonham191 | Oscar Zamora10 |
| 1975 | Ray Burris8 | Ray Burris238.1 | Bill Bonham165 | Darold Knowles15 |
| 1976 | Ray Burris10 | Rick Reuschel260.0 | Rick Reuschel146 | Bruce Sutter10 |
| 1977 | Rick Reuschel8 | Rick Reuschel252.0 | Rick Reuschel166 | Bruce Sutter31 |
| 1978 | Rick Reuschel9 | Rick Reuschel242.2 | Rick Reuschel115 | Bruce Sutter27 |
| 1979 | Dennis Lamp, Lynn McGlothen6 | Rick Reuschel239.0 | Lynn McGlothen147 | Bruce Sutter*#37 |
| 1970s | Fergie Jenkins – 84 | Rick Reuschel – 1834.1 | Rick Reuschel – 1122 | Bruce Sutter – 105 |
| 1980 | Rick Reuschel6 | Rick Reuschel257.0 | Rick Reuschel140 | Bruce Sutter*28 |
| 1981 | Doug Bird, Mike Krukow2 | Mike Krukow144.1 | Mike Krukow101 | Dick Tidrow9 |
| 1982 | Fergie Jenkins4 | Fergie Jenkins217.1 | Fergie Jenkins134 | Lee Smith17 |
| 1983 | Dick Ruthven5 | Chuck Rainey191.0 | Bill Campbell97 | Lee Smith*29 |
| 1984 | Rick Sutcliffe7 | Steve Trout190.0 | Rick Sutcliffe155 | Lee Smith33 |
| 1985 | D. Eckersley, R. Sutcliffe6 | Dennis Eckersley169.1 | Dennis Eckersley117 | Lee Smith33 |
| 1986 | Rick Sutcliffe4 | Dennis Eckersley201.0 | Dennis Eckersley137 | Lee Smith31 |
| 1987 | Rick Sutcliffe6 | Rick Sutcliffe237.1 | Rick Sutcliffe174 | Lee Smith36 |
| 1988 | Rick Sutcliffe12 | Greg Maddux249.0 | Rick Sutcliffe144 | Goose Gosage13 |
| 1989 | Greg Maddux7 | Greg Maddux238.1 | Rick Sutcliffe153 | Mitch Williams36 |
| 1980s | Rick Sutcliffe – 40 | Rick Sutcliffe – 1149.1 | Rick Sutcliffe – 850 | Lee Smith – 180 |

WRIGLEY FIELD GROUND RULES

| | |
|--|----------|
| Baseball hits top or face of screen in front of bleacher wall and bounces back on playing field..... | In Play |
| Baseball hits top of screen and drops between screen and wall..... | Home Run |
| Baseball hits tops of screen and bounces into bleachers..... | Home Run |
| Baseball sticks in face of screen in front of bleachers..... | Double |
| Baseball sticks in vines on bleacher wall..... | Double |
| Baseball comes out of vines..... | In Play |
| Baseball hits left field or right field foul markers above painted mark..... | Home Run |
| Baseball hits foul markers below painted mark and bounces back on playing field..... | In Play |
| Baseball goes under grates in left field or right field and remains there..... | Double |

Also: Players cannot enter the dugout steps at Wrigley Field to catch any foul pop fly.

Cubs Yearly Pitching Leaders From 1990-2017

| YEAR | VICTORIES | ERA | GAMES | GAMES STARTED |
|--------------|---------------------------------------|-------------------------------|------------------------------|--------------------------------------|
| 1990 | Greg Maddux 15 | Mike Harkey..... 3.26 | Paul Assenmacher..... 74 | Greg Maddux **35 |
| 1991 | Greg Maddux 15 | Greg Maddux 3.35 | Paul Assenmacher..... 75 | Greg Maddux *#37 |
| 1992 | Greg Maddux **20 | Greg Maddux 2.18 | Chuck McElroy 72 | Greg Maddux **35 |
| 1993 | Greg Hibbard 15 | Greg Hibbard 3.96 | Randy Myers 73 | Mike Morgan 32 |
| 1994 | Steve Trachsel 9 | Steve Trachsel 3.21 | Jose Bautista 58 | Willie Banks 23 |
| 1995 | Jaime Navarro..... 14 | Frank Castillo..... 3.21 | Mike Perez 68 | Castillo, Navarro, Trachsel 29 |
| 1996 | Jaime Navarro..... 15 | Steve Trachsel 3.03 | Bob Patterson 79 | Jaime Navarro..... 35 |
| 1997 | Jeremi Gonzalez..... 11 | Steve Trachsel 4.51 | Bob Patterson 76 | Steve Trachsel 34 |
| 1998 | Kevin Tapani 19 | Kerry Wood..... 3.40 | Rod Beck *81 | Kevin Tapani 34 |
| 1999 | Jon Lieber 10 | Jon Lieber 4.07 | Felix Heredia..... 69 | Steve Trachsel 34 |
| 1990s | Steve Trachsel – 60 | Greg Maddux – 2.98 | Terry Adams – 276 | Steve Trachsel – 186 |
| 2000 | Jon Lieber 12 | Jon Lieber 4.41 | Felix Heredia 74 | Jon Lieber 35 |
| 2001 | Jon Lieber 20 | Kerry Wood 3.36 | Jeff Fassero 82 | Jon Lieber 34 |
| 2002 | Matt Clement, Kerry Wood 12 | Matt Clement 3.60 | Joe Borowski 73 | Kerry Wood 33 |
| 2003 | Mark Prior 18 | Mark Prior 2.43 | Kyle Farnsworth 77 | Clement, Wood, Zambrano 32 |
| 2004 | Greg Maddux, Carlos Zambrano 16 | Carlos Zambrano 2.75 | LaTroy Hawkins 77 | Greg Maddux 33 |
| 2005 | Carlos Zambrano 14 | Carlos Zambrano 3.26 | Michael Wuerz 75 | Greg Maddux 35 |
| 2006 | Carlos Zambrano **16 | Carlos Zambrano 3.41 | Bob Howry +84 | Carlos Zambrano 33 |
| 2007 | Carlos Zambrano 18 | Ted Lilly 3.83 | Bob Howry 78 | Ted Lilly, Carlos Zambrano 34 |
| 2008 | Ted Lilly, Ryan Dempster 17 | Ryan Dempster 2.96 | Carlos Marmol 82 | Ted Lilly 34 |
| 2009 | Ted Lilly, Randy Wells 12 | Randy Wells 3.05 | Carlos Marmol 79 | Ryan Dempster 31 |
| 2000s | Carlos Zambrano – 105 | Prior, Zambrano – 3.51 | Kyle Farnsworth – 316 | Carlos Zambrano – 238 |
| 2010 | Ryan Dempster 15 | Ryan Dempster 3.85 | Sean Marshall 80 | Ryan Dempster 34 |
| 2011 | Ryan Dempster, Matt Garza 10 | Matt Garza 3.32 | Sean Marshall 78 | Ryan Dempster 34 |
| 2012 | Paul Maholm, Jeff Samardzija 9 | Jeff Samardzija 3.81 | Shawn Camp +80 | Jeff Samardzija 28 |
| 2013 | Travis Wood 9 | Travis Wood 3.11 | James Russell 74 | Jeff Samardzija 33 |
| 2014 | Jake Arrieta 10 | Travis Wood 5.03 | Justin Grimm 73 | Travis Wood 31 |
| 2015 | Jake Arrieta #22 | Jake Arrieta 1.77 | Pedro Strop 76 | Jake Arrieta **33 |
| 2016 | Jon Lester 19 | Kyle Hendricks #2.13 | Travis Wood 77 | Jon Lester 32 |
| 2017 | Jake Arrieta 14 | Jake Arrieta 3.53 | Carl Edwards Jr. 73 | Jon Lester 32 |
| 2010s | Jake Arrieta – 68 | Jake Arrieta – 2.73 | James Russell – 365 | Jake Arrieta – 128 |

| YEAR | COMPLETE GAMES | INNINGS PITCHED | STRIKEOUTS | SAVES |
|--------------|---|---------------------------------|--------------------------------|----------------------------|
| 1990 | Greg Maddux 8 | Greg Maddux 237.0 | Greg Maddux 144 | Mitch Williams 16 |
| 1991 | Greg Maddux 7 | Greg Maddux *263.0 | Greg Maddux 198 | Paul Assenmacher 15 |
| 1992 | Greg Maddux 9 | Greg Maddux *#268.0 | Greg Maddux 199 | Bob Scanlan 14 |
| 1993 | Frank Castillo, Jose Guzman 2 | Mike Morgan 207.2 | Jose Guzman 163 | Randy Myers **53 |
| 1994 | 5 pitchers tied at 1 | Steve Trachsel 146.0 | Steve Trachsel 108 | Randy Myers 21 |
| 1995 | Frank Castillo, Steve Trachsel 2 | Jaime Navarro 200.1 | Kevin Foster 146 | Randy Myers *38 |
| 1996 | Jaime Navarro 4 | Jaime Navarro 236.2 | Jaime Navarro 158 | Turk Wendell 18 |
| 1997 | Mark Clark 2 | Steve Trachsel 201.1 | Steve Trachsel 160 | Terry Adams 18 |
| 1998 | Mark Clark, Kevin Tapani 2 | Kevin Tapani 219.0 | Kerry Wood 233 | Rod Beck 51 |
| 1999 | Steve Trachsel 4 | Steve Trachsel 205.2 | Jon Lieber 186 | Terry Adams 13 |
| 1990s | Greg Maddux – 24 | Steve Trachsel – 1146.1 | Steve Trachsel – 829 | Randy Myers – 112 |
| 2000 | Jon Lieber 6 | Jon Lieber *#251.0 | Jon Lieber 192 | Rick Aguilera 29 |
| 2001 | Jon Lieber 5 | Jon Lieber 232.1 | Kerry Wood 217 | Flash Gordon 27 |
| 2002 | Kerry Wood 4 | Kerry Wood 213.2 | Kerry Wood 217 | Antonio Alfonseca 19 |
| 2003 | Kerry Wood 4 | Carlos Zambrano 214.0 | Kerry Wood *#266 | Joe Borowski 33 |
| 2004 | Greg Maddux 2 | Greg Maddux 212.2 | Matt Clement 190 | LaTroy Hawkins 25 |
| 2005 | Greg Maddux 3 | Greg Maddux 225.0 | Carlos Zambrano 202 | Ryan Dempster 33 |
| 2006 | Rich Hill 2 | Carlos Zambrano 214.0 | Carlos Zambrano 210 | Ryan Dempster 24 |
| 2007 | Jason Marquis, Carlos Zambrano 1 | Carlos Zambrano 216.1 | Rich Hill 183 | Ryan Dempster 28 |
| 2008 | Dempster, Zambrano 1 | Ryan Dempster 206.2 | Ryan Dempster 187 | Kerry Wood 34 |
| 2009 | Dempster, Sean Marshall, Zambrano 1 | Ryan Dempster 200.0 | Ryan Dempster 172 | Kevin Gregg 23 |
| 2000s | Jon Lieber – 14 | Carlos Zambrano – 1551.1 | Carlos Zambrano – 1,324 | Ryan Dempster – 87 |
| 2010 | Ryan Dempster 1 | Ryan Dempster 215.1 | Ryan Dempster 208 | Carlos Marmol 38 |
| 2011 | Matt Garza, Randy Wells 2 | Ryan Dempster 202.1 | Matt Garza 197 | Carlos Marmol 34 |
| 2012 | Jeff Samardzija 1 | Jeff Samardzija 174.2 | Jeff Samardzija 180 | Carlos Marmol 20 |
| 2013 | Jeff Samardzija 2 | Jeff Samardzija 213.2 | Jeff Samardzija 214 | Kevin Gregg 33 |
| 2014 | Jake Arrieta 1 | Travis Wood 173.2 | Jake Arrieta 167 | Hector Rondon 29 |
| 2015 | Jake Arrieta ##4 | Jake Arrieta 229.0 | Jake Arrieta 236 | Hector Rondon 30 |
| 2016 | Kyle Hendricks, Jon Lester 2 | Jon Lester 202.2 | Jon Lester 197 | Hector Rondon 18 |
| 2017 | Jon Lester, Jose Quintana 1 | Jon Lester 180.2 | Jon Lester 180 | Wade Davis 32 |
| 2010s | Jake Arrieta – 6 | Jake Arrieta – 803.0 | Jake Arrieta – 793 | Carlos Marmol – 94 |

■ SWEET 16

On May 31, 2003, vs. Houston, the Cubs won a 16-inning 1-0 contest. It was the first time the Cubs won a 1-0 game which had extended past the 12th inning since September 21, 1901 – a 17-inning 1-0 victory over the Boston Braves. It also was the longest 0-0 contest in Wrigley Field history.

Cubs Pitching Records Since 1900

CAREER PITCHING RECORDS

| LEFT-HANDED PITCHER | RIGHT-HANDED PITCHER |
|---|--|
| 9, Ken Holtzman, Hippo Vaughn..... | Years16, Charlie Root |
| 151, Hippo Vaughn..... | Victories201, Charlie Root |
| 110, Dick Ellsworth..... | Losses156, Charlie Root |
| 1.85, Jack Pfeister..... | Earned Run Average1.80, Mordecai Brown |
| 365, James Russell..... | Games605, Charlie Root |
| 270, Hippo Vaughn..... | Games Started347, Fergie Jenkins |
| 177, Hippo Vaughn..... | Complete Games206, Mordecai Brown |
| 35, Hippo Vaughn..... | Shutouts48, Mordecai Brown |
| 112, Randy Myers..... | Saves180, Lee Smith |
| 2,216.1, Hippo Vaughn..... | Innings Pitched3,137.1, Charlie Root |
| 1,971, Hippo Vaughn..... | Hits Allowed3,184, Charlie Root |
| 156, Dick Ellsworth..... | Home Runs Allowed271, Fergie Jenkins |
| 621, Hippo Vaughn..... | Bases on Balls1,109, Bill Hutchinson |
| 1,138, Hippo Vaughn..... | Strikeouts2,038, Fergie Jenkins |
| 360, James Russell..... | Relief Appearances470, Carlos Marmol |
| 26, Willie Hernandez..... | Relief Wins46, Don Elston |
| .636, Jack Pfeister (70-40)..... | Winning Percentage ..686, Mordecai Brown (188-86) |
| Consecutive Games Won: 20..... Jake Arrieta (2015-16) | |
| Consecutive Save Situations Converted: 32..... Wade Davis (2017) | |

SINGLE-SEASON PITCHING RECORDS

| LEFT-HANDED PITCHER | RIGHT-HANDED PITCHER |
|---------------------------------|--|
| 23, Hippo Vaughn (1917)..... | Victories29, Mordecai Brown (1908) |
| 22, Dick Ellsworth (1966)..... | Losses23, Tom Hughes (1901) |
| 1.15, Jack Pfeister (1907)..... | Earned Run Average ..1.04, Mordecai Brown (1906) |
| 82, Jeff Fassero (2001)..... | Games84, Ted Abernathy (1965), Dick Tidrow (1980), Bob Howry (2006) |
| 39, Ken Holtzman (1969)..... | Games Started42, Fergie Jenkins (1969) |
| 31, Jake Weimer (1904)..... | Complete Games34, Jack Taylor (1902) |
| 8, Hippo Vaughn (1918)..... | Shutouts ...9, Mordecai Brown (1906, 1908), Orval Overall (1909), Grover Alexander (1919), Bill Lee (1938) |
| 69, Randy Myers (1993)..... | Games Finished70, Rod Beck (1998), Carlos Marmol (2010) |
| 53, Randy Myers (1993)..... | Saves51, Rod Beck (1998) |
| 307.0, Jake Weimer (1904)..... | Innings Pitched ...363.1, Grover Alexander (1920) |
| 134.1, Bill Henry (1959)..... | Innings Pitched, Reliever ..136.1, Ted Abernathy (1965) |
| 321, Dick Ellsworth (1966)..... | Hits Allowed347, Nixey Callahan (1900) |
| 150, Dick Ellsworth (1966)..... | Runs Allowed195, Nixey Callahan (1900) |
| 119, Dick Ellsworth (1966)..... | Earned Runs Allowed155, Guy Bush (1930) |
| 34, Dick Ellsworth (1964)..... | Home Runs Allowed38, Warren Hacker (1955) |
| 109, Hippo Vaughn (1914)..... | Bases on Balls*185, Sam Jones (1955) |
| 207, Jon Lester (2015)..... | Strikeouts274, Fergie Jenkins (1970) |
| 9, Bill Henry (1959)..... | Relief Wins13, Lindy McDaniel (1963) |
| 9-0, Ken Holtzman (1967)..... | Most Wins—0 Losses4-0, Mike Harkey (1992) |
| 0-5, Dan McGinn (1972)..... | Most Losses—0 Wins0-6, Dick Drott (1960), Dave Smith (1991), Angel Guzman (2006) |
| 30, John Grabow (2009)..... | Most Games—0 Decisions ...30, Michael Bowden (2012) |

| | |
|---|--|
| Winning Percentage (Minimum 10 Decisions): .941..... | Rick Sutcliffe (1984) (16-1) |
| Consecutive Games Won: 14..... | Ed Reulbach (1909), Rick Sutcliffe (1984) |
| Consecutive Games Lost: 13..... | Robert McCall (1948) |
| Consecutive Scoreless Inn. Pitched, Starter: 44.0..... | Ed Reulbach (9/17-10/3/1908) |
| Consecutive Scoreless Inn. Pitched, Reliever: 32.2..... | Warren Brusstar (5/18-7/26/1983) |
| Consecutive Save Situations Converted (Single Season): 32..... | Wade Davis (2017) |
| Saves, One Month: 14..... | Randy Myers (September 1993) |
| Saves Prior to All-Star Break: 27..... | Randy Myers (1993) |
| Saves After All-Star Break: 28..... | Rod Beck (1998) |
| Hit Batters: 22..... | Nixey Callahan (1900) |
| Wild Pitches: 26..... | Larry Cheney (1914) |

CLUB SINGLE-SEASON PITCHING RECORDS

| | |
|--|--|
| Strikeouts, 9-Inning Game: 20..... | 5/6/1998 vs. Houston |
| Strikeouts, Extra-Inning Game: *24..... | 5/15/2003 @ Milwaukee (17 inn.) |
| Hits Allowed: 26..... | 8/25/1922 vs. Philadelphia, 9/2/1957-1 vs. Milwaukee, 8/2/2010 @ Milwaukee |
| Runs Allowed: 23..... | five times, most recently 8/16/1987 vs. New York |
| Home Runs Allowed: 8..... | 5/28/2006 vs. Atlanta, 6/18/2006 vs. Detroit |
| Home Runs Allowed, Inning: 4..... | five times, most recently 7/4/2010 @ Cincinnati (7th) |
| Bases on Balls: 15..... | 5/15/1962 @ New York (13 inn.) |
| Bases on Balls, Inning: 9..... | 4/24/1957 vs. Cincinnati (5th) |
| Consecutive No-Hit Innings: 12.2..... | 7/6/1980 @ Pittsburgh |

CUBS 20-GAME WINNERS SINCE 1900

| | | |
|------|------------------------------------|-------|
| 1902 | Jack Taylor..... | 23-11 |
| 1903 | Jack Taylor..... | 21-14 |
| | Jake Weimer..... | 20-8 |
| | Bob Wicker..... | 20-9 |
| 1904 | Jake Weimer..... | 20-14 |
| 1906 | Mordecai Brown..... | 26-6 |
| | Jack Pfeister..... | 20-8 |
| | Jack Taylor (Cardinals-Cubs)..... | 20-12 |
| 1907 | Orval Overall..... | 23-7 |
| | Mordecai Brown..... | 20-6 |
| 1908 | Mordecai Brown..... | 29-9 |
| | Ed Reulbach..... | 24-7 |
| 1909 | Mordecai Brown..... | 27-9 |
| | Orval Overall..... | 20-11 |
| 1910 | Mordecai Brown..... | 25-14 |
| | Leonard Cole..... | 20-4 |
| 1911 | Mordecai Brown..... | 21-11 |
| 1912 | Larry Cheney..... | 26-10 |
| 1913 | Larry Cheney..... | 21-14 |
| | Hippo Vaughn..... | 21-13 |
| 1914 | Larry Cheney..... | 20-18 |
| 1915 | Hippo Vaughn..... | 20-12 |
| 1917 | Hippo Vaughn..... | 23-13 |
| 1918 | Hippo Vaughn..... | 22-10 |
| | Claude Hendrix..... | 20-7 |
| | Hippo Vaughn..... | 21-14 |
| 1920 | Grover Alexander..... | 27-14 |
| 1923 | Grover Alexander..... | 22-12 |
| 1927 | Charlie Root..... | 26-15 |
| 1929 | Pat Malone..... | 22-10 |
| 1930 | Pat Malone..... | 20-9 |
| 1932 | Lon Warneke..... | 22-6 |
| 1933 | Guy Bush..... | 20-12 |
| 1934 | Lon Warneke..... | 22-10 |
| 1935 | Bill Lee..... | 20-6 |
| | Lon Warneke..... | 20-13 |
| 1938 | Bill Lee..... | 22-9 |
| 1940 | Claude Passeau..... | 20-13 |
| 1945 | Hank Wyse..... | 22-10 |
| | Hank Borowy (Yankees-Cubs)..... | 21-7 |
| 1963 | Dick Ellsworth..... | 22-10 |
| 1964 | Larry Jackson..... | 24-11 |
| 1967 | Fergie Jenkins..... | 20-13 |
| 1968 | Fergie Jenkins..... | 20-15 |
| 1969 | Fergie Jenkins..... | 21-15 |
| | Bill Hands..... | 20-14 |
| 1970 | Fergie Jenkins..... | 22-16 |
| 1971 | Fergie Jenkins..... | 24-13 |
| 1972 | Fergie Jenkins..... | 20-12 |
| 1977 | Rick Reuschel..... | 20-10 |
| 1984 | Rick Sutcliffe (Indians-Cubs)..... | 20-6 |
| 1992 | Greg Maddux..... | 20-11 |
| 2001 | Jon Lieber..... | 20-6 |
| 2015 | Jake Arrieta..... | 22-6 |

WIN PERCENTAGE LEADERS SINCE 1900*

| | | |
|------|-----------------------|-------------|
| 1984 | Rick Sutcliffe..... | .941 (16-1) |
| 1945 | Hank Borowy..... | .846 (11-2) |
| 1910 | Leonard Cole..... | .833 (20-4) |
| 1906 | Ed Reulbach..... | .826 (19-4) |
| 1946 | Emil Kush..... | .818 (9-2) |
| 1906 | Mordecai Brown..... | .813 (26-6) |
| 1907 | Ed Reulbach..... | .810 (17-4) |
| 1906 | Orval Overall..... | .800 (12-3) |
| 1906 | Jack Taylor..... | .800 (12-3) |
| 1913 | Bert Humphries..... | .800 (16-4) |
| 1978 | Willie Hernandez..... | .800 (8-2) |
| 2015 | Jake Arrieta..... | .786 (22-6) |
| 1932 | Lon Warneke..... | .786 (22-6) |
| 1908 | Ed Reulbach..... | .774 (24-7) |

*Min. 10 Decisions

TOP SINGLE-SEASON WINNING STREAKS

| | | |
|----|---------------------|------|
| 17 | John Luby..... | 1890 |
| 16 | Jim McCormick..... | 1886 |
| 14 | Jim McCormick..... | 1885 |
| | John Flynn..... | 1886 |
| | Ed Reulbach..... | 1909 |
| | Rick Sutcliffe..... | 1984 |

INDIVIDUAL SINGLE-GAME PITCHING RECORDS

Strikeouts: +20 Kerry Wood (5/6/1998 vs. Houston)
Left-handed Pitcher: 14 Jon Lester (7/29/2015 vs. Colorado)
Strikeouts, Consecutive Starts: +33 Kerry Wood (5/6/1998 vs. Houston – 20;
 5/11/1998 @ Arizona – 13)
Consecutive Strikeouts: 8 Kyle Farnsworth (5/23-6/1/2001),
 Juan Cruz (3/31-4/4/2003),
 Kerry Wood (8/5-11/2001)
Starter: 7 four times, most recently Kerry Wood
 (4/11/2004 @ Atlanta)
Reliever, Game: 6 Bruce Sutter (9/8/1977 vs. Montreal),
 Juan Cruz (3/31/2003 @ New York-N.L.)
Strikeouts, Inning: +4 Jim Davis (5/27/1956 @ St. Louis – Gm. 1; 6th),
 Bill Bonham (7/31/1974 vs. Montreal – Gm. 1; 2nd),
 Kerry Wood (9/2/2002 vs. Milwaukee – Gm. 2; 4th)
 Ryan Dempster (10/4/2009 vs. Arizona; 5th)
 Jason Berken (9/20/2012 vs. Cincinnati; 2nd)
 Justin Grimm (8/29/2014 @ St. Louis; 9th)
Hits Allowed: 25 Nixey Callahan (9/6/1900 vs. Philadelphia)
Runs Allowed: 20 Nixey Callahan (9/6/1900 vs. Philadelphia)
Home Runs Allowed: 5 Warren Hacker (8/11/1954 @ Cincinnati),
 Steve Stone (7/9/1974 vs. Cincinnati),
 Ismael Valdes (6/11/2000 @ Chicago-A.L.),
 Carlos Zambrano (8/12/2011 @ Atlanta),
 Travis Wood (7/27/2012 vs. St. Louis)
Home Runs Allowed, Inning: 4 Phil Norton (8/8/2000 @ Los Angeles – 4th)
 Jon Lieber (5/7/2008 @ Cincinnati – 2nd)
Bases on Balls: 11 Larry Cheney (9/29/1914 @ Boston Braves)
Consecutive Batters Retired: 26 Don Cardwell (5/15/1960 vs. St. Louis),
 Milt Pappas (9/2/1972 vs. San Diego)

ROOKIE PITCHING RECORDS

Games: 71 Chuck McElroy (1991)
Victories: 26 Larry Cheney (1912)
Consecutive Games Won: 9 Ed Reulbach (1905), King Cole (1910),
 Larry Cheney (1912)
Losses: 23 Tom Hughes (1901)
Games Started: 37 Larry Cheney (1912)
Complete Games: 32 Tom Hughes (1901)
Shutouts: 5 Ed Reulbach (1905)
Innings Pitched: 308.1 Tom Hughes (1901)
Innings Pitched, Reliever: 103.0 Willie Hernandez (1977)
Lowest Earned Run Average: 1.42 Ed Reulbach (1905)
Lowest Earned Run Average, Reliever: 1.95 Chuck McElroy (1991)
Strikeouts: 233 Kerry Wood (1998)
Strikeouts, Game: ~20 Kerry Wood (5/6/1998 vs. Houston)
Bases on Balls: 185 Sam Jones (1955)
Saves: 10 Chuck Hartenstein (1967), Oscar Zamora (1974),
 Bruce Sutter (1976)
Winning Percentage: .833 Leonard Cole (1910) 20-4

CLUB SINGLE-SEASON PITCHING RECORDS

Most Victories: 116 1906
Fewest Victories: 38 1981 (Shortened Season)
 53 1901
Most Losses: 103 1962, 1966
Fewest Losses: 36 1906
Lowest Earned Run Average: 1.73 1907
Highest Earned Run Average: 5.27 1999
Most Complete Games: 139 1904
Fewest Complete Games: 1 2010, 2012, 2014
Most Shutouts: +32 1907, 1909
Fewest Shutouts: 2 1901, 1981 (Shortened Season)
Most Saves: 56 1993, 1998
Fewest Saves, Since 1969: *13 1971
Most Innings Pitched: 1,479.0 1980
Fewest Innings Pitched: 956.2 1981 (Shortened Season)
 1,240.1 1903
Most Hits Allowed: 1,642 1930
Fewest Hits Allowed: 983 1981 (Shortened Season)
 1,018 1906
Most Runs Allowed: 920 1999
Fewest Runs Allowed: 381 1906
Most Home Runs Allowed: 231 2000
Fewest Home Runs Allowed: 6 1909
Most Hit Batsmen: 81 1900
Fewest Hit Batsmen: 11 1944
Most Bases on Balls: 687 2006
Fewest Bases on Balls: 281 1902
Most Strikeouts: 1,441 2016
Fewest Strikeouts: 357 1900

+Major League Record ... *National League Record

++Ties Major League Record ... **Ties National League Record ...

~Rookie Record

ONLY CUBS PITCHERS TO

THROW BACK-TO-BACK ONE-HITTERS

Jon Lieber and Kerry Wood: 5/24/2001 vs. Cincinnati
 and 5/25/2001 vs. Milwaukee

THROW SHUTOUTS IN M.L. DEBUT

Albert Spalding: 4/25/1876 @ Louisville
 John Hibbard: 7/31/1884 vs. Detroit
 George Borchers: 5/18/1888 vs. Boston Braves
 Frank Dwyer: 9/20/1888 vs. Washington
 Bill Phyle: 9/17/1898 @ Washington
 Alex Hardy: 9/4/1902 @ Brooklyn
 Leonard Cole: 10/6/1909 @ St. Louis
 Jeff Pico: 5/31/1988 vs. Cincinnati

THROW SHUTOUTS – FIRST TWO DECISIONS

Albert Spalding: 4/25/1876 @ Louisville (4-0),
 4/27/1876 @ Louisville (10-0)
 Fred Goldsmith: 5/11/1880 vs. Cincinnati (5-0),
 5/13/1880 vs. Buffalo (6-0)
 Chick Fraser: 4/28/1907 @ St. Louis (1-0),
 5/11/1907 @ Brooklyn (2-0)
 Bill Lee: 5/7/1934 vs. Philadelphia (2-0),
 5/12/1934 vs. Brooklyn (5-0)

CUBS PITCHERS ERA UNDER 3.00 (SINCE 1950)

Jake Arrieta (2015) 1.77
 Dick Ellsworth (1963) 2.11
 Kyle Hendricks (2016) 2.13
 Greg Maddux (1992) 2.18
 Mark Prior (2003) 2.43
 Jon Lester (2016) 2.44
 Bill Hands (1969) 2.49
 Mike Morgan (1992) 2.55
 Larry Jackson (1963) 2.55
 Warren Hacker (1952) 2.58
 Fergie Jenkins (1968) 2.63
 Bob Rush (1952) 2.70
 Carlos Zambrano (2004) 2.75
 Fergie Jenkins (1971) 2.77
 Milt Pappas (1972) 2.77
 Rick Reuschel (1977) 2.79
 Fergie Jenkins (1967) 2.80
 Burt Hooton (1972) 2.80
 Bill Hands (1968) 2.89
 Greg Maddux (1989) 2.95
 Ryan Dempster (2008) 2.96
 Bill Hands (1972) 3.00
 Rick Reuschel (1973) 3.00

MOST STRIKEOUTS, NL HISTORY (SINGLE-SEASON)

Los Angeles Dodgers (2017) 1,549
 Los Angeles Dodgers (2016) 1,510
 Arizona Diamondbacks (2017) 1,482
 Washington Nationals (2016) 1,476
 Washington Nationals (2017) 1,457
Chicago Cubs (2016) **1,441**
Chicago Cubs (2017) **1,439**
Chicago Cubs (2015) **1,431**
Chicago Cubs (2003) **1,404**
 Milwaukee Brewers (2012) 1,402

MOST STRIKEOUTS, LEFTY (SINGLE-SEASON)

Jon Lester (2015) 207
 Ken Holtzman (1970) 202
 Jon Lester (2016) 197
 Hippo Vaughn (1917) 195
 Dick Ellsworth (1963) 185
 Ted Lilly (2008) 184
 Rich Hill (2007) 183
 Jon Lester (2017) 180
 Jake Weimer (1904) 177
 Ken Holtzman (1969) 176
 Ted Lilly (2007) 174

Cubs Single-Season Pitching Leaders Since 1900

| VICTORIES | LOSSES | SAVES (SINCE 1960) | STRIKEOUTS |
|-----------------------------------|------------------------------|--------------------------------|--------------------------------|
| Mordecai Brown (1908).....29 | Tom Hughes (1901).....23 | Randy Myers (1993).....53 | Fergie Jenkins (1970).....274 |
| Mordecai Brown (1909).....27 | Dick Ellsworth (1966).....22 | Rod Beck (1998).....51 | Fergie Jenkins (1969).....273 |
| Grover Alexander (1920).....27 | Bill Bonham (1974).....22 | Randy Myers (1995).....38 | Kerry Wood (2003).....266 |
| Mordecai Brown (1906).....26 | Larry Jackson (1965).....21 | Carlos Marmol (2010).....38 | Fergie Jenkins (1971).....263 |
| Larry Cheney (1912).....26 | Phil Douglas (1917).....20 | Bruce Sutter (1979).....37 | Fergie Jenkins (1968).....260 |
| Charlie Root (1927).....26 | Bob Rush (1950).....20 | Lee Smith (1987).....36 | Mark Prior (2003).....245 |
| Mordecai Brown (1910).....25 | Sam Jones (1955).....20 | Mitch Williams (1989).....36 | Jake Arrieta (2015).....236 |
| Ed Reulbach (1908).....24 | Glen Hobbie (1960).....20 | Kerry Wood (2008).....34 | Fergie Jenkins (1967).....236 |
| Larry Jackson (1964).....24 | Dick Ellsworth (1962).....20 | Carlos Marmol (2011).....34 | Kerry Wood (1998).....233 |
| Fergie Jenkins (1971).....24 | 3 pitchers tied at.....19 | 4 pitchers tied at.....33 | Tom Hughes (1901).....225 |
| INNINGS PITCHED | RELIEF APPEARANCES | GAMES STARTED | COMPLETE GAMES |
| Grover Alexander (1920).....363.1 | Ted Abernathy (1965).....84 | Fergie Jenkins (1969).....42 | Jack Taylor (1902).....34 |
| Mordecai Brown (1909).....342.2 | Dick Tidrow (1980).....84 | Bill Hands (1969).....41 | Jack Taylor (1903).....33 |
| Jack Taylor (1902).....333.2 | Bob Howry (2006).....84 | Larry Cheney (1914).....40 | Grover Alexander (1920).....33 |
| Fergie Jenkins (1971).....325.0 | Bill Campbell (1983).....82 | Grover Alexander (1920).....40 | Nixey Callahan (1900).....32 |
| Fergie Jenkins (1970).....313.0 | Jeff Fassero (2001).....82 | Fergie Jenkins (1968).....40 | Tom Hughes (1901).....32 |
| Jack Taylor (1903).....312.1 | Carlos Marmol (2008).....82 | Larry Jackson (1965).....39 | Mordecai Brown (1909).....32 |
| Mordecai Brown (1908).....312.1 | Rod Beck (1998).....81 | Ken Holtzman (1969).....39 | Jake Weimer (1904).....31 |
| Larry Cheney (1914).....311.1 | Shawn Camp (2012).....80 | Fergie Jenkins (1970).....39 | Jack Taylor (1901).....30 |
| Fergie Jenkins (1969).....311.1 | Sean Marshall (2010).....80 | Fergie Jenkins (1971).....39 | Fergie Jenkins (1971).....30 |
| Charlie Root (1927).....309.0 | 2 pitchers tied at.....79 | Ray Burris (1977).....39 | 3 pitchers tied at.....28 |

Cubs All-Time Pitching Leaders

| VICTORIES | LOSSES | SAVES (SINCE 1960) | ERA (Minimum 1,000 IP) |
|--------------------------|----------------------------|----------------------------|-----------------------------|
| Charlie Root.....201 | Bill Hutchison.....158 | Lee Smith.....180 | Mordecai Brown.....1.80 |
| Mordecai Brown.....188 | Charlie Root.....156 | Bruce Sutter.....133 | Jack Pfeister.....1.85 |
| Bill Hutchison.....180 | Bob Rush.....140 | Carlos Marmol.....117 | Orval Overall.....1.91 |
| Larry Corcoran.....175 | Fergie Jenkins.....132 | Randy Myers.....112 | Ed Reulbach.....2.24 |
| Fergie Jenkins.....167 | Rick Reuschel.....127 | Ryan Dempster.....87 | Larry Corcoran.....2.26 |
| Guy Bush.....152 | Bill Lee.....123 | Phil Regan.....60 | Hippo Vaughn.....2.33 |
| Clark Griffith.....152 | Greg Maddux.....112 | Rod Beck.....58 | Terry Larkin.....2.34 |
| Hippo Vaughn.....151 | Dick Ellsworth.....110 | Kevin Gregg.....56 | John Clarkson.....2.39 |
| Bill Lee.....139 | Hippo Vaughn.....105 | Mitch Williams.....52 | Carl Lundgren.....2.42 |
| John Clarkson.....137 | Guy Bush.....101 | Joe Borowski.....44 | Jack Taylor.....2.66 |
| GAMES | RELIEF APPEARANCES | GAMES STARTED | COMPLETE GAMES (Since 1900) |
| Charlie Root.....605 | Carlos Marmol.....470 | Fergie Jenkins.....347 | Mordecai Brown.....206 |
| Carlos Marmol.....483 | Lee Smith.....452 | Rick Reuschel.....343 | Charlie Root.....177 |
| Lee Smith.....458 | Don Elston.....434 | Bill Hutchison.....339 | Hippo Vaughn.....177 |
| Don Elston.....449 | James Russell.....360 | Charlie Root.....339 | Grover Alexander.....159 |
| Guy Bush.....428 | Kyle Farnsworth.....317 | Greg Maddux.....298 | Fergie Jenkins.....154 |
| Fergie Jenkins.....401 | Willie Hernandez.....312 | Bill Lee.....297 | Bill Lee.....153 |
| Ryan Dempster.....374 | Bruce Sutter.....300 | Bob Rush.....292 | Ed Reulbach.....150 |
| Bill Hutchison.....368 | Paul Assenmacher.....278 | Carlos Zambrano.....282 | Jack Taylor.....145 |
| James Russell.....365 | Terry Adams.....276 | Hippo Vaughn.....270 | Claude Passeau.....143 |
| Bill Lee.....364 | Charlie Root.....266 | Larry Corcoran.....262 | Guy Bush.....127 |
| SHUTOUTS (Since 1900) | INNINGS PITCHED | HITS ALLOWED | HOME RUNS ALLOWED |
| Mordecai Brown.....48 | Charlie Root.....3,137.1 | Charlie Root.....3,184 | Fergie Jenkins.....271 |
| Hippo Vaughn.....35 | Bill Hutchison.....3,022.2 | Bill Hutchison.....3,055 | Charlie Root.....183 |
| Ed Reulbach.....31 | Fergie Jenkins.....2,673.2 | Clark Griffith.....2,445 | Steve Trachsel.....172 |
| Fergie Jenkins.....29 | Larry Corcoran.....2,338.1 | Fergie Jenkins.....2,402 | Greg Maddux.....160 |
| Orval Overall.....28 | Mordecai Brown.....2,329.0 | Rick Reuschel.....2,365 | Dick Ellsworth.....156 |
| Bill Lee.....25 | Rick Reuschel.....2,290.0 | Guy Bush.....2,354 | Warren Hacker.....156 |
| Grover Alexander.....24 | Bill Lee.....2,271.1 | Bill Lee.....2,317 | Bob Rush.....153 |
| Claude Passeau.....22 | Hippo Vaughn.....2,216.1 | Larry Corcoran.....2,084 | Carlos Zambrano.....152 |
| Larry French.....21 | Guy Bush.....2,201.2 | Bob Rush.....2,043 | Ken Holtzman.....147 |
| Charlie Root.....21 | Clark Griffith.....2,188.2 | Hippo Vaughn.....1,971 | Rick Reuschel.....140 |
| WALKS ISSUED | STRIKEOUTS | OPP AVG (Minimum 1,000 IP) | YEARS OF SERVICE |
| Bill Hutchison.....1,109 | Fergie Jenkins.....2,038 | Orval Overall......212 | Charlie Root.....16 |
| Charlie Root.....871 | Carlos Zambrano.....1,542 | Kerry Wood......216 | Guy Bush.....12 |
| Carlos Zambrano.....767 | Kerry Wood.....1,470 | Jack Pfeister......218 | Rick Reuschel.....12 |
| Guy Bush.....734 | Charlie Root.....1,432 | Ed Reulbach......220 | Kerry Wood.....12 |
| Bob Rush.....725 | Rick Reuschel.....1,367 | Mordecai Brown......222 | Bill Lee.....11 |
| Bill Lee.....704 | Greg Maddux.....1,305 | Larry Corcoran......225 | Carlos Zambrano.....11 |
| Sheriff Blake.....661 | Bill Hutchison.....1,225 | John Clarkson......225 | Mordecai Brown.....10 |
| Ed Reulbach.....650 | Hippo Vaughn.....1,138 | Larry Cheney......232 | Fergie Jenkins.....10 |
| Rick Reuschel.....640 | Larry Corcoran.....1,086 | Carl Lundgren......235 | Greg Maddux.....10 |
| Hippo Vaughn.....621 | Bob Rush.....1,076 | Carlos Zambrano......235 | Bob Rush.....10 |
| | | | Lon Warneke.....10 |

Cubs No-Hitters

NO-HITTERS BY CUBS PITCHERS (15)

| DATE | PITCHER | OPPONENT | SCORE | NOTES |
|------------------------|-----------------|-----------------------|-------|--|
| 8/19/1880 | Larry Corcoran | Boston Braves | 6-0 | |
| 9/20/1882 | Larry Corcoran | Worcester | 5-0 | |
| 6/27/1884 | Larry Corcoran | Providence | 6-0 | |
| 7/27/1885 | John Clarkson | @Providence | 4-0 | |
| 8/21/1898 | Walter Thornton | Brooklyn | 2-0 | |
| 8/31/1915 ¹ | Jimmy Lavender | @N.Y. Giants | 2-0 | |
| 5/12/1955 | Sam Jones | Pittsburgh | 4-0 | |
| 5/15/1960 ² | Don Cardwell | St. Louis | 4-0 | Cardwell was making his Cubs Debut |
| 8/19/1969 | Ken Holtzman | Atlanta | 3-0 | |
| 6/3/1971 | Ken Holtzman | @Cincinnati | 1-0 | First Cubs night game no-hitter |
| 4/16/1972 | Burt Hooton | Philadelphia | 4-0 | Hooton's fourth major league game |
| 9/2/1972 | Milt Pappas | San Diego | 8-0 | Walked Larry Stahl with two outs in ninth to break up perfect game |
| 9/14/2008 | Carlos Zambrano | @Houston in Milwaukee | 5-0 | Game played at Miller Park due to Hurricane Ike |
| 8/30/2015 | Jake Arrieta | @Los Angeles-N.L. | 2-0 | Struck out the side in the ninth inning |
| 4/21/2016 | Jake Arrieta | @Cincinnati | 16-0 | Most runs scored in a no-hitter since Buffalo won 18-0 in 1884 |

In 1991, Major League Baseball revised the definition of a no-hitter to include only complete game efforts of at least nine innings without allowing a hit. The following four outings no longer are considered official no-hitters by Major League Baseball:

| DATE | PITCHER | OPPONENT | SCORE | NOTES |
|------------------------|--------------------|--------------|----------|--|
| 6/21/1888 | George Van Haltren | Pittsburgh | 1-0 (6) | Allowed no hits, but game did not last nine innings |
| 6/11/1904 | Bob Wicker | @N.Y. Giants | 1-0 (12) | Pitched 9.1 hitless innings before allowing his only hit of the game |
| 7/31/1910 ² | King Cole | @St. Louis | 4-0 (7) | Allowed no hits, but game did not last nine innings |
| 5/2/1917 | Hippo Vaughn | Cincinnati | 0-1 (10) | Pitched 9.1 hitless innings before allowing two hits and run in 10th |

NO-HITTERS AGAINST THE CUBS (8)

| DATE | PITCHER | CLUB | SCORE | NOTES |
|------------------------|-------------------|--------------|----------|---|
| 6/2/1894 | Ed Stein | @Brooklyn | 0-1 | |
| 9/18/1903 ² | Chick Fraser | Philadelphia | 0-10 | |
| 6/13/1905 | Christy Mathewson | N.Y. Giants | 0-1 | |
| 5/2/1917 | Fred Toney | Cincinnati | 0-1 (10) | Cubs pitcher Hippo Vaughn pitched 9.1 hitless innings |
| 6/19/1952 | Carl Erskine | @Brooklyn | 0-5 | |
| 8/19/1965 ¹ | Jim Maloney | Cincinnati | 0-1 (10) | |
| 9/9/1965 | Sandy Koufax | @Los Angeles | 0-1 | Only perfect game ever involving the Cubs |
| 7/25/2015 | Cole Hamels | Philadelphia | 0-5 | Snapped Cubs MLB record streak of not being no-hit (7,920 games)* |

* The Cubs were no-hit by Cole Hamels at Wrigley Field, July 25, 2015, snapping a MLB record streak of 7,920 consecutive games since being previously no-hit, September 9, 1965, against Sandy Koufax at Dodger Stadium ... the 49 full seasons without being no-hit surpassed the mark set by the St. Louis Cardinals from 1920 to 1959. According to the Sporting News Complete Baseball Record Book, the American League record is 44 years, accomplished by the New York Yankees from 1959 to 2002.

LAST TIME IT HAPPENED: NO-HITTERS AND PERFECT GAMES

| | |
|--|--|
| Cubs No-Hitters at Wrigley Field (5)..... | last done: Milt Pappas, 9/2/1972 vs. San Diego |
| Cubs No-Hitters on the Road (6)..... | last done: Jake Arrieta, 4/21/2016 @ Cincinnati |
| Opponent No-Hitters at Wrigley Field (3)..... | last done: Cole Hamels, 7/25/2015 vs. Philadelphia |
| Opponent No-Hitters on the Road (3)..... | last done: Sandy Koufax, 9/9/1965 @ Los Angeles (N.L.) |
| Cubs Perfect Games (0)..... | last done: N/A |
| Opponent Perfect Games (1)..... | last done: Sandy Koufax, 9/9/1965 @ Los Angeles (N.L.) |

Cubs One-Hitters

The Cubs have yet to throw a no-hitter nor one-hitter against Arizona, Miami, New York-N.L. or any American League club aside from Baltimore, Tampa Bay and the White Sox. Here are the Cubs most recent one-hitters or no-hitters against each club:

| OPPONENT | DATE | PITCHERS (IP) | HIT/INNING |
|--------------------|-----------|---|-----------------------|
| Atlanta | 4/6/1993 | Jose Guzman (9.0) | Otis Nixon/9th |
| Baltimore | 8/24/2014 | Tsuyoshi Wada (6.0), Neil Ramirez (0.2), Pedro Strop (1.0), Hector Rondon (1.0) | Steve Pearce/7th |
| Chicago (A.L.) | 6/13/2010 | Ted Lilly (8.0), Carlos Marmol (1.0) | Juan Pierre/9th |
| Cincinnati | 4/21/2016 | Jake Arrieta (9.0) | No-Hitter |
| Colorado | 4/13/2009 | Ted Lilly (6.2), Angel Guzman (0.1), Aaron Heilman (1.0), Kevin Gregg (1.0) | Garrett Atkins/7th |
| Houston | 9/15/2008 | Ted Lilly (7.0), Jeff Samardzija (0.1), Carlos Marmol (0.2), Bob Howry (1.0) | Mark Loretta/7th |
| Los Angeles (N.L.) | 5/30/2016 | Jason Hammel (2.0), Travis Wood (4.0), Justin Grimm (1.0), Pedro Strop (1.0), Hector Rondon (1.0) | Justin Turner/1st |
| Milwaukee | 4/9/2005 | Carlos Zambrano (7.1), Chad Fox (0.2), LaTroy Hawkins (1.0) | Russell Branyan/2nd |
| Philadelphia | 7/2/2003 | Matt Clement (7.0), Mark Guthrie (0.2), Kyle Farnsworth (0.1), Joe Borowski (1.0) | David Bell/5th |
| Pittsburgh | 9/27/2015 | Jake Arrieta (7.0), Travis Wood (2.0) | Gregory Polanco/7th |
| St. Louis | 9/12/2016 | Kyle Hendricks (8.0), Aroldis Chapman (1.0) | Jeremy Hazelbaker/9th |
| San Diego | 6/9/1978 | Dennis Lamp (9.0) | Gene Richards/6th |
| San Francisco | 8/30/1992 | Jim Bullinger (9.0) | Kirt Manwaring/8th |
| Tampa Bay | 9/19/2017 | Mike Montgomery (6.0), Pedro Strop (1.0), Carl Edwards Jr. (1.0), Wade Davis (1.0) | Brad Miller/6th |
| Washington | 5/17/2006 | Sean Marshall (6.0), Bob Howry (1.0), Scott Williamson (1.0), Scott Eyre (1.0) | Alfonso Soriano/6th |

FIELDING RECORDS

Cubs Career Fielding Leaders

MOST GAMES BY POSITION

| FIRST BASE | THIRD BASE |
|-----------------------------|-----------------------------|
| Cap Anson 2,058 | Ron Santo..... 2,102 |
| Mark Grace 1,890 | Stan Hack..... 1,836 |
| Charlie Grimm..... 1,321 | Aramis Ramirez..... 1,097 |
| Ernie Banks..... 1,259 | Harry Steinfeldt..... 730 |
| Phil Cavarretta 1,207 | Tom Burns..... 696 |
| SECOND BASE | OUTFIELD |
| Ryne Sandberg 1,994 | Billy Williams 2,087 |
| Johnny Evers 1,368 | Sammy Sosa 1,806 |
| Billy Herman 1,340 | Jimmy Ryan..... 1,591 |
| Glenn Beckert 1,206 | Wildfire Schulte..... 1,544 |
| Fred Pfeffer 1,073 | Bill Nicholson..... 1,292 |
| SHORTSTOP | CATCHER |
| Don Kessinger..... 1,618 | Gabby Hartnett 1,759 |
| Joe Tinker 1,501 | Jody Davis..... 961 |
| Shawon Dunston..... 1,228 | Johnny Kling..... 960 |
| Ernie Banks 1,125 | Randy Hundley..... 939 |
| Billy Jurgens..... 965 | Jimmy Archer 677 |

HIGHEST FIELDING AVERAGE (min. 500 Games)

| PUTOUTS | GAMES | PUTOUTS | GAMES |
|---------------------------------|-------|--------------------------------|-------|
| 1B Anthony Rizzo: .995..... 855 | | 3B Charlie Deal: .964..... 606 | |
| 2B Darwin Barney: .990..... 508 | | OF Andre Dawson: .987... 826 | |
| SS Ernie Banks: .969.... 1,125 | | C Randy Hundley: .992.. 939 | |

LEADERS BY POSITION SINCE 1900

| PUTOUTS | ERRORS |
|------------------------------|-------------------------------|
| 1B Mark Grace 16,601 | 1B Frank Chance..... 133 |
| 2B Ryne Sandberg 3,806 | 2B Johnny Evers..... 366 |
| SS Joe Tinker..... 3,248 | SS Joe Tinker..... 574 |
| 3B Stan Hack..... 1,944 | 3B Ron Santo..... 315 |
| OF Sammy Sosa 3,746 | OF Sammy Sosa 102 |
| C Gabby Hartnett 7,154 | C Johnny Kling..... 161 |
| P Greg Maddux 236 | P Hippo Vaughn..... 58 |
| ASSISTS | TOTAL CHANCES |
| 1B Mark Grace 1,550 | 1B Mark Grace 18,247 |
| 2B Ryne Sandberg 6,361 | 2B Ryne Sandberg 10,276 |
| SS Don Kessinger..... 5,346 | SS Joe Tinker..... 8,905 |
| 3B Ron Santo..... 4,532 | 3B Ron Santo..... 6,777 |
| OF Frank Schulte..... 178 | OF Sammy Sosa 3,965 |
| C Johnny Kling..... 1,244 | C Gabby Hartnett 8,531 |
| P Mordecai Brown 600 | P Mordecai Brown 770 |
| DOUBLE PLAYS | |
| 1B Mark Grace 1,352 | |
| 2B Ryne Sandberg 1,157 | |
| SS Don Kessinger..... 982 | |
| 3B Ron Santo..... 389 | |
| OF Jimmy Slagle..... 38 | |
| C Gabby Hartnett 162 | |
| P Greg Maddux 38 | |

Cubs Single-Season Fielding Records Since 1900

| GAMES PLAYED | ERRORS |
|----------------------------------|----------------------------------|
| 1B Ernie Banks: 162 1965 | 1B Frank Chance: 36..... 1903 |
| 2B Ken Hubbs: 159..... 1962 | 2B George Grantham: 55..... 1923 |
| SS Starlin Castro: 162..... 2012 | SS Joe Tinker: 72 1902 |
| 3B Ron Santo: 164 1965 | 3B Bill Bradley: 61 1900 |
| OF Billy Williams: 164 ... 1965 | LF Jimmy Slagle: 21 1903 |
| LF Billy Williams: 162 ... 1965 | CF Danny Green: 24 1901 |
| CF Juan Pierre: 162 2006 | RF Wilbur Good: 20..... 1914 |
| RF Sammy Sosa: 161 ... 1997 | C Johnny Kling: 24..... 1903 |
| C Randy Hundley: 160 1968 | |
| P Ted Abernathy: 84 1965 | |
| Dick Tidrow: 84 1980 | |
| Bob Howry: 84 2006 | |
| | P Hippo Vaughn: 13 1914 |
| PUTOUTS | TOTAL CHANCES |
| 1B Ernie Banks: 1,682 .. 1965 | 1B Ernie Banks: 1,790 .. 1965 |
| 2B Billy Herman: 466..... 1933 | 2B Billy Herman: 1,023 ... 1933 |
| SS Joe Tinker: 354 1912 | SS Joe Tinker: 928 1905 |
| 3B Randy Jackson: 198... 1951 | 3B Ron Santo: 606 1967 |
| LF Augie Galan: 351 1935 | LF Jimmy Sheppard: 378... 1911 |
| CF Jigger Statz: 438 1923 | CF Jigger Statz: 476 1923 |
| RF Bill Nicholson: 340 .. 1943 | RF Bill Nicholson: 364 .. 1943 |
| C Michael Barrett: 1,035.. 2004 | C Michael Barrett: 1,088.. 2004 |
| P Greg Maddux: 39 1990, | P Jack Taylor: 124 1902 |
| 1991 | |
| ASSISTS | DOUBLE PLAYS |
| 1B Mark Grace: 180..... 1990 | 1B Charlie Grimm: 147..... 1928 |
| 2B Ryne Sandberg: 571 1983 | 2B Freddie Maguire: 126.. 1928 |
| SS Ivan DeJesus: 595... 1977 | Ryne Sandberg: 126... 1983 |
| 3B Ron Santo: 393 1967 | SS Roy Smalley: 115..... 1950 |
| LF Jimmy Sheppard: 32 1911 | 3B Ron Santo: 41..... 1961 |
| CF Jigger Statz: 26 1923 | LF Jimmy Sheppard: 12... 1911 |
| RF Wilbur Good: 25..... 1914 | CF Danny Green: 7 1901 |
| C Johnny Kling: 189..... 1903 | Jigger Statz: 7 1923 |
| P Jack Taylor: 106 1902 | RF Wilbur Good: 10..... 1914 |
| | C Bob O'Farrell: 2 1922 |
| | P Claude Passeau: 9 ... 1942 |
| | Rick Reuschel: 9 1979 |

HIGHEST FIELDING AVERAGE (min. 100 Games)

| POS | PLAYER | YEAR | PCT | GAMES |
|-----|-----------------|------------|-------|-------|
| 1B | Anthony Rizzo | 2017 | .998 | 157 |
| 2B | Darwin Barney | 2012 | .997 | 155 |
| SS | Ricky Gutierrez | 2000 | .986 | 121 |
| 3B | Stan Hack | 1945 | .975 | 146 |
| OF | Gary Woods | 1982 | 1.000 | 103 |
| | Doug Dasenczo | 1990 | 1.000 | 107 |
| | Juan Pierre | 2006 | 1.000 | 162 |
| | Chris Coghlan | 2015 | 1.000 | 103 |
| | Jon Jay | 2017 | 1.000 | 111 |
| C | Damian Miller | 2003 | .997 | 114 |

CUBS SINGLE-SEASON FIELDING MARKS

| |
|---|
| Highest Fielding Percentage: .986..... 2004 |
| Lowest Fielding Percentage: .933..... 1900 |
| Most Putouts: 4,437..... 1980 |
| Fewest Putouts: 2,870..... 1981 (Shortened Season) |
| 3,695..... 1903 |
| Most Assists: 2,154..... 1916 |
| Fewest Assists: 1,257..... 1994 (Shortened Season) |
| 1,445..... 2008 |
| Most Errors: 418..... 1900 |
| Fewest Errors: 81..... 1994 (Shortened Season) |
| 86..... 2004 |
| Most Total Chances: 6,673..... 1916 |
| Fewest Total Chances: 4,267..... 1981 (Shortened Season) |
| 5,808..... 1903 |
| Most Errorless Games: 92..... 2016 |
| Consecutive Errorless Games: 10..... 1984 (6/5-6/14), |
| 1998 (5/29-6/8) |
| 2013 (6/26-7/6) |
| Most Double Plays: 177..... 1961 |
| Fewest Double Plays: 76..... 1908 |
| Most Passed Balls: 35..... 1900, 1961 |
| Fewest Passed Balls: 4..... 1967 |

HISTORICAL INFORMATION

Highlights In Cubs History

WORLD SERIES TITLES (3): 1907, 1908, 2016

NATIONAL LEAGUE PENNANTS (17): 1876, 1880, 1881, 1882, 1885, 1886, 1906, 1907, 1908, 1910, 1918, 1929, 1932, 1935, 1938, 1945, 2016

N.L. EAST DIVISION TITLES (2): 1984, 1989

N.L. CENTRAL DIVISION TITLES (5): 2003, 2007, 2008, 2016, 2017

WILD CARD WINNERS (2): 1998, 2015

1876: The first game in the history of the Chicago National League franchise took place April 25, as Albert Spalding pitched the first N.L. shutout in the Chicago White Stockings' 4-0 win at Louisville ... Spalding also had the first hit in franchise history, while center fielder Paul Hines scored the first run on a throwing error in the second inning.

Ⓒ The first home run in N.L. history was hit by the White Stockings' Ross Barnes on May 2 in a 15-9 victory in Cincinnati.

Ⓒ The creation of the N.L. was credited largely to William A. Hulbert, who held the dual role of league president and Chicago president until 1882 ... with the assistance of manager Albert Spalding, Hulbert drafted the N.L. constitution and by-laws in 1875.

Ⓒ Of the eight original charter members of the National League, only the Cubs have operated continuously in the same city.

1883: Chicago set major league records when it scored 18 runs and collected 18 hits in September 6's seventh frame ... the Cubs went on to beat Detroit 26-6.

1903: In October, the Cubs and White Sox held the first of the semi-annual "City Series" ... at points from 1903-1942, the two teams met following the regular season for a crosstown set as long as neither team made the Fall Classic.

Ⓒ In the inaugural year, the Chicago teams ended with seven wins apiece ... what would have been the deciding game was canceled due to weather.

1906: The Chicago club went 116-36 in setting major league records for wins in a season and winning percentage (.763).

Ⓒ The Cubs and White Sox met in the first and only all-Chicago Fall Classic ... it also marked the first time two teams from the same city met in the World Series ... the Cubs fell to the White Sox, four games to two.

1907: "Cubs" was officially adopted as the nickname of the team ... the Cubs then went on to win their first World Series, defeating Detroit in five games.

1908: The Cubs were World Series champions for the second straight year, defeating Detroit four games to one.

1916: The Cubs moved into Weeghman Park (now known as Wrigley Field).

1921: William Wrigley Jr. became the Cubs' majority owner.

Ⓒ Wrigley's involvement with the team began in 1916, when a 10-man syndicate led by Charles Weeghman purchased the club from Charles Taft ... in 1919, Wrigley purchased Weeghman's shares to have controlling interest.

Ⓒ After Wrigley's death in 1932, his interest passed to his son, Philip K. Wrigley ... upon Philip's death in 1977, principal interest in the ballclub was left to his son, William Wrigley.

Ⓒ The sale of the club to Tribune Company in 1981 ended the longest continuous operation of a franchise by the same family in one city.

1924: The first Cubs game was broadcast on the radio ... Hal Totten transmitted the April 23 home opener from the Wrigley Field roof ... Chicago routed the Cardinals 12-1 in the contest.

1930: Hack Wilson established a M.L. record by driving in 191 runs while hitting 56 home runs - a club/N.L. record that lasted until 1998.

Ⓒ The largest crowd to see a baseball game at Wrigley Field (51,556) took place June 27 vs. Brooklyn ... of that number, 30,476 were Ladies' Day guests and 1,332 were passholders.

CHICAGO CUBS — SINCE 1876

The Chicago National League franchise is in its 143rd season in 2018. During the first 142 N.L. campaigns, the team played 21,222 games, winning 10,803 contests.

The Chicago club has been known by the following nicknames since its inception:

| | |
|----------------------------|-------------------------|
| White Stockings..1876-1894 | Remnants.....1901-1902 |
| Colts.....1887-1906 | Recruits.....1902 |
| Black Stockings..1888-1889 | Panamas.....1903 |
| Ex-Colts.....1898 | Zephyrs.....1905 |
| Rainmakers.....1898 | Nationals.....1905-1907 |
| Orphans.....1898-1902 | Spuds.....1906 |
| Cowboys.....1899 | Trojans.....1913 |
| Rough Riders.....1899-1900 | Cubs.....1902-present |

1945: The Cubs went to their 10th World Series, falling to Detroit in seven games.

1946: Chicago aired its first game on television ... the July 13 home game was carried out on WBKB with Jack Gibney calling the 4-3 loss to the Dodgers.

1958: Ernie Banks became the first member of a team with a losing record to win the MVP Award ... also was named the N.L. MVP in 1959, becoming the first N.L. player to win the award in consecutive seasons.

1960: Don Cardwell threw a no-hitter against St. Louis in his Cubs debut May 15 ... became the first pitcher in baseball history to hurl a no-hitter in his first game for a club.

1970: Billy Williams became the first player in N.L. history to appear in 1,000 consecutive games, reaching that mark April 30 ... his streak extended to 1,117 games before ending September 3.

1973: Following Whitey Lockman's ejection May 8, coach Ernie Banks takes over the reins as acting manager, becoming the first African-American in major league history to manage a team.

1982: On May 25 at San Diego, Fergie Jenkins became the seventh pitcher in baseball history to record 3,000 strikeouts.

Ⓒ On August 22, Ernie Banks became the first Cub to have his uniform number (14) retired.

1984: The Cubs clinched their first N.L. Eastern Division title September 24 in Pittsburgh (4-1), marking the first time since 1945 that the club advanced into the postseason ... the Cubs went 96-65 under N.L. Manager of the Year Jim Frey.

Ⓒ The Cubs fell to San Diego in the NLCS three games to two.

1987: Andre Dawson became the first player from a sixth-place team to win the N.L.'s MVP Award, hitting 49 homers and driving in 137 runs.

Ⓒ On August 13, Hall of Famer Billy Williams had his No. 26 retired.

1988: The first Wrigley Field night game took place August 8 against Philadelphia ... the game was rained out after 3.5 innings with the Cubs leading 3-1.

Ⓒ The first official night contest took place August 9 vs. New York, with the Cubs winning 6-4 ... the first pitch was thrown by Mike Bielecki at 7:05 p.m. - a called strike to Lenny Dykstra.

1989: The Cubs won their second N.L. Eastern Division title when they defeated Montreal 3-2 at Olympic Stadium September 26 ... the Cubs compiled a 93-69 record under N.L. Manager of the Year Don Zimmer before falling in the NLCS to San Francisco four games to one.

Ⓒ For only the fifth time, teammates finished as the top two votegetters in the Jackie Robinson N.L. Rookie of the Year balloting ... Jerome Walton, who had a club-record 30-game hitting streak during the season, won the award, while Dwight Smith finished second in the voting.

1990: Ryne Sandberg hit a league-high 40 home runs, the third-highest single-season total for a second baseman behind the 42 hit by St. Louis' Rogers Hornsby in 1922 and Atlanta's Davey Johnson in 1973.

© Sandberg also set a then M.L. record by playing errorless ball in 123-straight games at second base, June 21, 1989-May 17, 1990.

1993: Sammy Sosa became the first player in Cubs history to record a 30-homer/30-steal campaign (33 homers, 36 steals).

1995: The Cubs won their 9,000th game May 21 at Los Angeles, defeating the Dodgers 2-1 in 13 innings.

© Sammy Sosa hit the 10,000th homer in Cubs history August 14 in Los Angeles (off Tom Candiotti).

1998: The Cubs went to post-season play as the N.L.'s Wild Card club after defeating San Francisco 5-3 in a one-game tie-breaker ... the Cubs were swept by Atlanta during the Division Series.

© Sammy Sosa, who battled St. Louis' Mark McGwire for the major league homer record, earned N.L. Most Valuable Player honors ... Sosa finished the campaign with 66 homers – four behind McGwire – while leading the majors with 158 RBI and 134 runs scored.

© Kerry Wood was named the league's Rookie of the Year after going 13-6 in 26 starts with 233 strikeouts ... on May 6 vs. Houston, he tied the M.L. single-game mark by fanning 20 batters while allowing just one hit in a complete-game 2-0 win.

2001: Sammy Sosa became the first player in M.L. history to reach the 60-homers mark in three different campaigns ... he also became the first player to have a trio of three-homer games in one season.

© Sosa had a club-record 425 total bases for his second career 400-plus campaign (416 in 1998).

© On May 24-25, Jon Lieber and Kerry Wood hurled back-to-back complete-game one-hit shutouts.

2003: On September 27, the Cubs clinched their first-ever National League Central Division title when they swept a doubleheader vs. Pittsburgh by scores of 4-2 and 7-2 while Houston lost to Milwaukee 5-2 ... the Cubs won the division one season after going 67-95.

© The Cubs came within a victory of heading to the World Series, as they defeated Atlanta three games to two in the Division Series before falling to Florida four games to three in the NLCS.

© On September 28, the Cubs retired the uniform number – No. 10 – of longtime third baseman/broadcaster Ron Santo.

2004: On August 7 at San Francisco, Greg Maddux won his 300th career game, becoming the 22nd pitcher in major league history to do so.

© He was the second Cub to win his 300th game while donning a Cub uniform, joining Grover "Ol' Pete" Alexander in that distinction.

2005: Derrek Lee won the N.L. batting title after leading all three Triple Crown categories for much of the season ... the first baseman batted .335 and also led the National League in hits, total bases, doubles, slugging percentage and extra-base hits.

© Greg Maddux struck out his 3,000th career batter, becoming the second Cub in franchise history to record 3,000 strikeouts (also Fergie Jenkins).

© On August 28, the Cubs retired the uniform number – No. 23 – of Hall of Fame second baseman Ryne Sandberg.

2007: On September 28, the Cubs clinched their second N.L. Central Division title when they defeated the Cincinnati Reds on the road, 6-0, and the Milwaukee Brewers fell at home to the Padres, 6-3 ... Chicago became the first club to win the Central after finishing last the season before (66-96 in 2006).

2008: The Cubs won their second straight N.L. Central Division title by defeating the St. Louis Cardinals 5-4 at Wrigley Field September 20 ... the Cubs won a N.L.-leading 97 games, marking the most wins for the Cubs since posting 98 in 1945.

© The Cubs unveiled a statue of Hall of Famer Ernie Banks prior to the team's Opening Day contest against the Brewers.

© Chicago earned the 10,000th win in franchise history in a 7-6, 10-inning victory at the Rockies April 23.

© The Cubs tied a N.L. record by sending eight representatives to the Mid-Summer Classic ... Geovany Soto became the first-ever N.L. rookie catcher to start the contest.

© Carlos Zambrano hurled the Cubs first no-hitter in 36 years September 14 vs. the Astros at Miller Park ... Ted Lilly, Jeff Samardzija, Carlos Marmol and Bob Howry followed the next day by combining on a one-hitter ... it marked the first time in M.L. history that a team had allowed just one hit in consecutive games.

© The Cubs drew a franchise record 3,300,200 fans in 81 home dates at Wrigley Field, surpassing their previous record of 3,252,462 fans in 2007 ... the 3,300,200 season total was the highest single-season total for any franchise in the history of Chicago professional sports.

2009: October 28 marked the first day under The Ricketts Family, ending a 28-year run under Tribune Company ... The Ricketts are the first family to own the Cubs since the Wrigley clan sold the team in 1981.

© On May 3, the Cubs retired the uniform number – No. 31 – of Fergie Jenkins and Greg Maddux.

2010: The Cubs played the 20,000th contest in franchise history, June 26 ... a 3-2 setback to the White Sox at U.S. Cellular Field.

© The organization unveiled a statue of Billy Williams, September 7, on the corner of Addison and Sheffield.

2011: At 21 years old, Starlin Castro became the youngest All-Star in franchise history ... Castro also finished the season leading the National League with 207 hits, the youngest player to do so (21 years, 188 days old).

© The Cubs played a franchise-record 10-straight night games, May 14-25 ... the club had twice played nine-consecutive night games, last done July 16-25, 1992.

© On August 10, the Cubs unveiled a Ron Santo statue at the corner of Addison and Sheffield.

2015: Chicago won 97 regular season games to advance to the post-season for the first time since 2008 ... the team advanced to the NLCS for the first time since 2003, defeating the Pirates in the Wild Card game and the Cardinals in the NLDS ... fell to the Mets in the NLCS.

© The Cubs took home three major end of season awards as Joe Maddon won BBWAA N.L. Manager of the Year, Jake Arrieta won the N.L. Cy Young Award and Kris Bryant won the N.L. Rookie of the Year award.

2016: The Cubs won their first World Series Championship since 1908, snapping a 108-year title drought ... Chicago defeated Cleveland in the Fall Classic, four-games-to-three, erasing a 3-1 series deficit and took Game 7, 8-7 in 10 innings.

© The Cubs captured their first N.L. Pennant and advanced to the World Series for the first time since 1945 with a four-games-to-two victory over the Dodgers in the NLCS.

© Chicago's 103 regular season victories were its most since going 104-50 in 1910 and led to the club's first N.L. Central Division title since 2008.

© The Cubs had seven players named to the N.L. All-Star Team, the second-most in franchise history (eight in 2008).

2017: Chicago reached the NLCS for the third-straight season, this time falling to the Dodgers, four-games-to-one ... marked the first time the franchise reached the postseason in three-straight seasons since 1906-08.

© Won the N.L. Central Division for the season-straight season, finishing with a 92-70 mark.

Cubs Year-By-Year Record From 1876-1949

| YEAR | W-L | PCT | POS | GA/GB | MANAGER | ATTENDANCE | HOME | ROAD | DAY | NIGHT | NL-C | NL-E | NL-W | PRE-ASG | POST-ASG |
|--------|----------|-------|-----|-------|----------------------------|------------|-------|-------|--------|-------|------|------|-------|---------|----------|
| 1876 | 52-14 | .788 | 1 | +6.0 | Spalding | 65,441 | 25-6 | 27-8 | 52-14 | - | - | - | - | - | - |
| 1877 | 26-33 | .441 | 5 | -15.5 | Spalding | 46,454 | 17-12 | 9-21 | 26-33 | - | - | - | - | - | - |
| 1878 | 30-30 | .500 | 4 | -11.0 | Ferguson | 58,691 | 17-18 | 13-12 | 30-30 | - | - | - | - | - | - |
| 1879 | 46-33 | .582 | 4 | -10.5 | Anson/Flint | 67,687 | 29-13 | 17-20 | 46-33 | - | - | - | - | - | - |
| 1880 | 67-17 | .798 | 1 | +15.0 | Anson | 66,708 | 37-5 | 30-12 | 67-17 | - | - | - | - | - | - |
| 1881 | 56-28 | .667 | 1 | +9.0 | Anson | 82,000 | 32-10 | 24-18 | 56-28 | - | - | - | - | - | - |
| 1882 | 55-29 | .655 | 1 | +3.0 | Anson | 125,452 | 35-10 | 20-19 | 55-29 | - | - | - | - | - | - |
| 1883 | 59-39 | .602 | 2 | -4.0 | Anson | 124,880 | 36-13 | 23-26 | 59-39 | - | - | - | - | - | - |
| 1884 | 62-50 | .554 | 4t | -22.0 | Anson | 87,667 | 39-17 | 23-33 | 62-50 | - | - | - | - | - | - |
| 1885 | 87-25 | .777 | 1 | +2.0 | Anson | 117,519 | 42-14 | 45-11 | 87-25 | - | - | - | - | - | - |
| 1886 | 90-34 | .726 | 1 | +2.5 | Anson | 142,438 | 52-10 | 38-24 | 90-34 | - | - | - | - | - | - |
| 1887 | 71-50 | .587 | 3 | -6.5 | Anson | 217,070 | 44-18 | 27-32 | 71-50 | - | - | - | - | - | - |
| 1888 | 77-58 | .570 | 2 | -9.0 | Anson | 228,906 | 43-27 | 34-31 | 77-58 | - | - | - | - | - | - |
| 1889 | 67-65 | .508 | 3 | -19.0 | Anson | 149,175 | 37-30 | 30-35 | 67-65 | - | - | - | - | - | - |
| 1890 | 83-53 | .613 | 2 | -6.5 | Anson | 102,536 | 48-24 | 35-29 | 83-53 | - | - | - | - | - | - |
| 1891 | 82-53 | .607 | 2 | -3.5 | Anson | 201,188 | 43-22 | 39-31 | 82-53 | - | - | - | - | - | - |
| 1892 | 70-76 | .479 | 7 | -30.0 | Anson | 109,067 | 36-31 | 34-45 | 70-76 | - | - | - | - | - | - |
| 1893 | 56-71 | .441 | 9 | -29.0 | Anson | 223,500 | 38-34 | 18-37 | 56-71 | - | - | - | - | - | - |
| 1894 | 57-75 | .432 | 7 | -34.0 | Anson | 239,000 | 35-30 | 22-45 | 57-75 | - | - | - | - | - | - |
| 1895 | 72-58 | .554 | 4 | -15.0 | Anson | 382,300 | 43-26 | 29-32 | 72-58 | - | - | - | - | - | - |
| 1896 | 71-57 | .555 | 5 | -18.5 | Anson | 317,500 | 42-24 | 29-33 | 71-57 | - | - | - | - | - | - |
| 1897 | 59-73 | .447 | 9 | -34.0 | Anson | 327,160 | 36-30 | 23-43 | 59-73 | - | - | - | - | - | - |
| 1898 | 85-65 | .567 | 4 | -17.5 | Burns | 424,352 | 58-31 | 27-34 | 85-65 | - | - | - | - | - | - |
| 1899 | 75-73 | .507 | 8 | -26.0 | Burns | 352,130 | 44-39 | 31-34 | 75-73 | - | - | - | - | - | - |
| 1900 | 65-75 | .464 | 5t | -19.0 | Loftus | 248,577 | 45-30 | 20-45 | 65-75 | - | - | - | - | - | - |
| 1901 | 53-86 | .381 | 6 | -37.0 | Loftus | 205,071 | 30-39 | 23-47 | 53-86 | - | - | - | - | - | - |
| 1902 | 68-69 | .496 | 5 | -34.0 | Selee | 263,700 | 31-38 | 37-31 | 68-69 | - | - | - | - | - | - |
| 1903 | 82-56 | .594 | 3 | -8.0 | Selee | 386,205 | 45-28 | 37-28 | 82-56 | - | - | - | - | - | - |
| 1904 | 93-60 | .608 | 2 | -13.0 | Selee | 439,100 | 49-27 | 44-33 | 93-60 | - | - | - | - | - | - |
| 1905 | 92-61 | .601 | 3 | -13.0 | Selee/Chance | 509,900 | 54-25 | 38-36 | 92-61 | - | - | - | - | - | - |
| 1906 | **116-36 | **763 | 1 | +20.0 | Chance | 654,300 | 56-21 | 60-15 | 116-36 | - | - | - | - | - | - |
| 1907 | 107-45 | .704 | *1 | +17.0 | Chance | 422,550 | 54-19 | 53-26 | 107-45 | - | - | - | - | - | - |
| 1908 | 99-55 | .643 | *1 | +1.0 | Chance | 665,325 | 47-30 | 52-25 | 99-55 | - | - | - | - | - | - |
| 1909 | 104-49 | .680 | 2 | -6.5 | Chance | 633,480 | 47-29 | 57-20 | 104-49 | - | - | - | - | - | - |
| 1910 | 104-50 | .675 | 1 | +13.0 | Chance | 526,152 | 58-19 | 46-31 | 104-50 | - | - | - | - | - | - |
| 1911 | 92-62 | .597 | 2 | -7.5 | Chance | 576,000 | 49-32 | 43-30 | 92-62 | - | - | - | - | - | - |
| 1912 | 91-59 | .607 | 3 | -11.5 | Chance | 514,000 | 46-30 | 45-29 | 91-59 | - | - | - | - | - | - |
| 1913 | 88-65 | .575 | 3 | -13.5 | Evers | 419,000 | 51-25 | 37-40 | 88-65 | - | - | - | - | - | - |
| 1914 | 78-76 | .506 | 4 | -16.5 | O'Day | 202,516 | 46-30 | 32-46 | 78-76 | - | - | - | - | - | - |
| 1915 | 73-80 | .477 | 4 | -17.5 | Bresnahan | 217,058 | 42-34 | 31-46 | 73-80 | - | - | - | - | - | - |
| 1916/+ | 67-86 | .438 | 5 | -26.5 | Tinker | 435,685 | 37-41 | 30-45 | 67-86 | - | - | - | - | - | - |
| 1917 | 74-80 | .481 | 5 | -24.0 | Mitchell | 360,218 | 35-42 | 39-38 | 74-80 | - | - | - | - | - | - |
| 1918 | 84-45 | .651 | 1 | +10.5 | Mitchell | 337,256 | 49-25 | 35-20 | 84-45 | - | - | - | - | - | - |
| 1919 | 75-65 | .536 | 3 | -21.0 | Mitchell | 424,430 | 40-31 | 35-34 | 75-65 | - | - | - | - | - | - |
| 1920 | 75-79 | .487 | 5t | -18.0 | Mitchell | 480,783 | 43-34 | 32-45 | 75-79 | - | - | - | - | - | - |
| 1921 | 64-89 | .418 | 7 | -30.0 | Evers/Killefer | 410,107 | 32-44 | 32-45 | 64-89 | - | - | - | - | - | - |
| 1922 | 80-74 | .519 | 5 | -13.0 | Killefer | 542,283 | 39-37 | 41-37 | 80-74 | - | - | - | - | - | - |
| 1923 | 83-71 | .539 | 4 | -12.5 | Killefer | 703,705 | 46-31 | 37-40 | 83-71 | - | - | - | - | - | - |
| 1924 | 81-72 | .529 | 5 | -12.0 | Killefer | 716,922 | 46-31 | 35-41 | 81-72 | - | - | - | - | - | - |
| 1925 | 68-86 | .442 | 8 | -27.5 | Killefer/Maranville/Gibson | 622,610 | 37-40 | 31-46 | 68-86 | - | - | - | - | - | - |
| 1926 | 82-72 | .532 | 4 | -7.0 | McCarthy | 885,063 | 49-28 | 33-44 | 82-72 | - | - | - | - | - | - |
| 1927 | 85-68 | .556 | 4 | -8.5 | McCarthy | 1,159,168 | 50-28 | 35-40 | 85-68 | - | - | - | - | - | - |
| 1928 | 91-63 | .591 | 3 | -4.0 | McCarthy | 1,143,740 | 52-25 | 39-38 | 91-63 | - | - | - | - | - | - |
| 1929 | 98-54 | .645 | 1 | +10.5 | McCarthy | 1,485,166 | 52-25 | 46-29 | 98-54 | - | - | - | - | - | - |
| 1930 | 90-64 | .584 | 2 | -2.0 | McCarthy/Hornsby | 1,463,624 | 51-26 | 39-38 | 90-64 | - | - | - | - | - | - |
| 1931 | 84-70 | .545 | 3 | -17.0 | Hornsby | 1,086,422 | 50-27 | 34-43 | 84-70 | - | - | - | - | - | - |
| 1932 | 90-64 | .584 | 1 | +4.0 | Hornsby/Grimm | 974,688 | 53-24 | 37-40 | 90-64 | - | - | - | - | - | - |
| 1933 | 86-68 | .558 | 3 | -6.0 | Grimm | 594,112 | 56-23 | 30-45 | 86-68 | - | - | - | 38-39 | 48-29 | - |
| 1934 | 86-65 | .570 | 3 | -8.0 | Grimm | 707,525 | 47-30 | 39-35 | 86-65 | - | - | - | 45-30 | 41-35 | - |
| 1935 | 100-54 | .649 | 1 | +4.0 | Grimm | 692,604 | 56-21 | 44-33 | 99-54 | 1-0 | - | - | 40-32 | 60-22 | - |
| 1936 | 87-67 | .565 | 2t | -5.0 | Grimm | 699,370 | 50-27 | 37-40 | 87-66 | 0-1 | - | - | 43-27 | 44-40 | - |
| 1937 | 93-61 | .604 | 2 | -3.0 | Grimm | 895,020 | 46-32 | 47-29 | 93-60 | 0-1 | - | - | 44-25 | 49-36 | - |
| 1938 | 89-63 | .586 | 1 | +2.0 | Grimm/Hartnett | 951,640 | 44-33 | 45-30 | 88-62 | 1-1 | - | - | 38-30 | 51-33 | - |
| 1939 | 84-70 | .545 | 4 | -13.0 | Hartnett | 726,663 | 44-34 | 40-36 | 83-68 | 1-2 | - | - | 39-37 | 45-33 | - |
| 1940 | 75-79 | .487 | 5 | -25.5 | Hartnett | 534,878 | 40-37 | 35-42 | 72-76 | 3-3 | - | - | 38-37 | 37-42 | - |
| 1941 | 70-84 | .455 | 6 | -30.0 | Wilson | 545,159 | 38-39 | 32-45 | 64-76 | 6-8 | - | - | 33-43 | 37-41 | - |
| 1942 | 68-86 | .442 | 6 | -38.0 | Wilson | 590,972 | 36-41 | 32-45 | 63-81 | 5-5 | - | - | 38-41 | 30-45 | - |
| 1943 | 74-79 | .484 | 5 | -30.5 | Wilson | 508,247 | 36-38 | 38-41 | 69-71 | 5-8 | - | - | 33-43 | 41-36 | - |
| 1944 | 75-79 | .487 | 4 | -30.0 | Wilson/Johnson/Grimm | 640,110 | 35-42 | 40-37 | 64-71 | 11-8 | - | - | 29-40 | 46-39 | - |
| 1945 | 98-56 | .636 | 1 | +3.0 | Grimm | 1,036,386 | 49-26 | 49-30 | 90-45 | 8-11 | - | - | 42-28 | 56-28 | - |
| 1946 | 82-71 | .536 | 3 | -14.5 | Grimm | 1,342,970 | 44-33 | 38-38 | 74-62 | 8-9 | - | - | 39-33 | 43-38 | - |
| 1947 | 69-85 | .448 | 6 | -25.0 | Grimm | 1,364,039 | 36-43 | 33-42 | 62-74 | 7-11 | - | - | 36-36 | 33-49 | - |
| 1948 | 64-90 | .416 | 8 | -27.5 | Grimm | 1,237,792 | 35-42 | 29-48 | 54-79 | 10-11 | - | - | 33-43 | 31-47 | - |
| 1949 | 61-93 | .396 | 8 | -36.0 | Grimm/Frisch | 1,143,139 | 33-44 | 28-49 | 50-78 | 11-15 | - | - | 30-50 | 31-43 | - |

*World Champions

**20th Century Major League Record

#Eastern Division Champions

##Central Division Champions

&Wild Card Team

+First year in Wrigley Field

E-Eastern Division play begins

C-Central Division play begins

s-Strike-shortened season

cc-College of Coaches

t-Tie

TOK-Includes Tokyo contest

Cubs Year-By-Year Record From 1950-2017

| YEAR | W-L | PCT | POS | GA/GB | MANAGER | ATTENDANCE | HOME | ROAD | DAY | NIGHT | NL-C | NL-E | NL-W | PRE-ASG | POST-ASG |
|----------|--------|------|-----|-------|-------------------------|------------|-------|-------|-------|-------|------|-------|-------|---------|----------|
| 1950 | 64-89 | .418 | 7 | -26.5 | Frisch | 1,165,944 | 35-42 | 29-47 | 54-73 | 10-16 | - | - | - | 33-38 | 31-51 |
| 1951 | 62-92 | .403 | 8 | -34.5 | Frisch/Cavarretta | 894,415 | 32-45 | 30-47 | 52-71 | 10-21 | - | - | - | 30-39 | 32-53 |
| 1952 | 77-77 | .500 | 5 | -19.5 | Cavarretta | 1,024,826 | 42-35 | 35-42 | 65-62 | 12-15 | - | - | - | 42-35 | 35-42 |
| 1953 | 65-89 | .442 | 7 | -40.0 | Cavarretta | 763,658 | 43-34 | 22-55 | 56-66 | 9-23 | - | - | - | 30-50 | 35-39 |
| 1954 | 64-90 | .416 | 7 | -33.0 | Hack | 748,183 | 40-37 | 24-53 | 53-70 | 11-20 | - | - | - | 29-50 | 35-40 |
| 1955 | 72-81 | .471 | 6 | -26.0 | Hack | 875,800 | 43-33 | 29-48 | 60-59 | 12-22 | - | - | - | 45-40 | 27-41 |
| 1956 | 60-94 | .390 | 8 | -33.0 | Hack | 720,118 | 39-38 | 21-56 | 50-72 | 10-22 | - | - | - | 31-40 | 29-54 |
| 1957 | 62-92 | .403 | 7 | -33.0 | Scheffing | 670,629 | 31-46 | 31-46 | 47-67 | 15-25 | - | - | - | 26-45 | 36-47 |
| 1958 | 72-82 | .468 | 5 | -20.0 | Scheffing | 979,904 | 35-42 | 37-40 | 50-62 | 22-20 | - | - | - | 39-39 | 33-43 |
| 1959 | 74-80 | .481 | 5 | -13.0 | Scheffing | 858,255 | 38-39 | 36-41 | 52-55 | 22-25 | - | - | - | 39-41 | 35-39 |
| 1960 | 60-94 | .390 | 7 | -35.0 | Grimm/Boudreau | 809,770 | 33-44 | 27-50 | 45-66 | 15-28 | - | - | - | 30-46 | 30-48 |
| 1961/cc | 64-90 | .416 | 7 | -29.0 | Hims/Craft/Klein/Tappe | 673,057 | 40-37 | 24-53 | 53-60 | 11-30 | - | - | - | 36-44 | 28-46 |
| 1962/cc | 59-103 | .364 | 9 | -42.5 | Tappe/Metro/Klein | 608,802 | 32-49 | 27-54 | 48-71 | 11-32 | - | - | - | 32-56 | 27-47 |
| 1963/cc | 82-80 | .506 | 7 | -17.0 | Kennedy | 979,551 | 43-38 | 39-42 | 62-54 | 20-26 | - | - | - | 45-37 | 37-43 |
| 1964/cc | 76-86 | .469 | 8 | -17.0 | Kennedy | 751,647 | 40-41 | 36-45 | 57-59 | 19-27 | - | - | - | 36-38 | 40-48 |
| 1965/cc | 72-90 | .444 | 8 | -25.0 | Kennedy/Klein | 641,361 | 40-41 | 32-49 | 55-64 | 17-26 | - | - | - | 40-45 | 32-45 |
| 1966 | 59-103 | .364 | 10 | -36.0 | Durocher | 635,891 | 32-49 | 27-54 | 45-70 | 14-33 | - | - | - | 26-57 | 33-46 |
| 1967 | 87-74 | .540 | 3 | -14.0 | Durocher | 977,226 | 49-34 | 38-40 | 67-47 | 20-27 | - | - | - | 46-36 | 41-38 |
| 1968 | 84-78 | .519 | 3 | -13.0 | Durocher | 1,043,409 | 47-34 | 37-44 | 63-48 | 21-30 | - | - | - | 39-45 | 45-33 |
| 1969/E | 92-70 | .568 | 2 | -8.0 | Durocher | 1,674,993 | 49-32 | 43-38 | 68-49 | 24-21 | - | 46-44 | 46-26 | 61-37 | 31-33 |
| 1970 | 84-78 | .519 | 2 | -5.0 | Durocher | 1,642,705 | 46-34 | 38-44 | 60-50 | 24-28 | - | 44-46 | 40-32 | 43-42 | 41-36 |
| 1971 | 83-79 | .512 | 3 | -14.0 | Durocher | 1,653,007 | 44-37 | 39-42 | 51-55 | 32-24 | - | 45-45 | 38-34 | 47-41 | 36-38 |
| 1972/s | 85-70 | .548 | 2 | -11.0 | Durocher/Lockman | 1,229,163 | 46-31 | 39-39 | 61-46 | 24-24 | - | 43-40 | 42-30 | 46-44 | 29-28 |
| 1973 | 77-84 | .478 | 5 | -5.0 | Lockman | 1,351,705 | 41-39 | 36-45 | 57-53 | 20-31 | - | 44-45 | 33-39 | 51-46 | 36-36 |
| 1974 | 66-96 | .407 | 6 | -22.0 | Lockman/Marshall | 1,015,378 | 32-49 | 34-47 | 42-62 | 24-34 | - | 35-55 | 31-41 | 41-52 | 25-44 |
| 1975 | 75-87 | .463 | 5 | -17.5 | Marshall | 1,034,819 | 42-39 | 33-48 | 50-53 | 25-34 | - | 45-45 | 30-42 | 42-48 | 33-39 |
| 1976 | 75-87 | .463 | 4 | -26.0 | Marshall | 1,026,217 | 42-39 | 33-48 | 51-58 | 24-29 | - | 44-46 | 31-41 | 46-48 | 39-39 |
| 1977 | 81-81 | .500 | 4 | -20.0 | Franks | 1,439,834 | 46-35 | 35-46 | 59-48 | 22-33 | - | 39-51 | 42-30 | 53-35 | 28-46 |
| 1978 | 79-83 | .488 | 3 | -11.0 | Franks | 1,525,311 | 44-38 | 35-45 | 60-50 | 19-33 | - | 44-46 | 35-37 | 43-39 | 36-44 |
| 1979 | 80-82 | .494 | 5 | -18.0 | Franks/Amalfitano | 1,648,587 | 45-36 | 35-46 | 53-52 | 27-30 | - | 37-53 | 43-29 | 47-38 | 33-44 |
| 1980 | 64-98 | .395 | 6 | -27.0 | Gomez/Amalfitano | 1,206,776 | 37-44 | 27-54 | 47-58 | 17-40 | - | 38-52 | 26-46 | 33-43 | 31-55 |
| 1981/s | 38-65 | .369 | 6 | -21.5 | Amalfitano | 565,637 | 27-30 | 11-35 | 32-42 | 6-23 | - | 20-39 | 18-26 | 15-37 | 23-28 |
| 1982 | 73-89 | .451 | 5 | -19.0 | Elia | 1,249,278 | 38-43 | 35-46 | 52-53 | 21-36 | - | 39-51 | 34-38 | 36-53 | 37-36 |
| 1983 | 71-91 | .438 | 5 | -19.0 | Elia/Fox | 1,479,717 | 43-38 | 28-53 | 51-55 | 20-36 | - | 40-50 | 31-41 | 38-41 | 33-50 |
| 1984 | 96-65 | .596 | #1 | +6.5 | Frey | 2,107,655 | 51-29 | 45-36 | 71-34 | 25-31 | - | 52-37 | 44-28 | 48-36 | 48-29 |
| 1985 | 77-84 | .478 | 4 | -23.5 | Frey | 2,161,534 | 41-39 | 36-45 | 48-57 | 29-27 | - | 41-49 | 36-35 | 45-41 | 32-43 |
| 1986 | 70-90 | .438 | 5 | -37.0 | Frey/Vukovich/Michael | 1,859,102 | 42-38 | 28-52 | 52-55 | 18-35 | - | 40-48 | 30-42 | 36-48 | 34-42 |
| 1987 | 76-85 | .472 | 6 | -18.5 | Michael/Lucchesi | 2,035,130 | 40-40 | 36-45 | 48-57 | 28-28 | - | 37-53 | 39-32 | 47-41 | 29-44 |
| 1988 | 77-85 | .475 | 4 | -24.0 | Zimmer | 2,089,034 | 42-37 | 38-43 | 47-55 | 30-31 | - | 40-50 | 37-35 | 45-40 | 32-45 |
| 1989 | 93-69 | .574 | #1 | +6.0 | Zimmer | 2,491,942 | 48-33 | 45-36 | 48-38 | 45-31 | - | 53-37 | 40-32 | 47-39 | 46-30 |
| 1990 | 77-85 | .475 | 4 | -18.0 | Zimmer | 2,243,791 | 39-42 | 38-43 | 44-39 | 33-46 | - | 43-47 | 34-38 | 36-49 | 41-36 |
| 1991 | 77-83 | .481 | 4 | -20.0 | Zimmer/Altobelli/Essian | 2,314,250 | 46-37 | 31-46 | 43-39 | 34-44 | - | 46-42 | 31-41 | 38-44 | 39-39 |
| 1992 | 78-84 | .481 | 4 | -18.0 | Lefebvre | 2,126,720 | 43-38 | 35-46 | 45-40 | 33-44 | - | 44-46 | 34-38 | 40-47 | 38-37 |
| 1993 | 84-78 | .519 | 4 | -13.0 | Lefebvre | 2,653,763 | 43-38 | 41-40 | 41-47 | 43-31 | - | 39-39 | 45-39 | 41-45 | 43-33 |
| 1994/C/s | 49-64 | .434 | 5 | -16.5 | Trebelhorn | 1,845,208 | 20-39 | 29-25 | 28-39 | 21-25 | - | 19-25 | 10-23 | 20-16 | 36-50 |
| 1995/s | 73-71 | .507 | 3 | -12.0 | Riggelman | 1,918,265 | 34-38 | 39-33 | 37-38 | 36-33 | - | 25-24 | 25-21 | 23-26 | 37-32 |
| 1996 | 76-86 | .469 | 4 | -12.0 | Riggelman | 2,219,110 | 43-38 | 33-48 | 43-52 | 33-34 | - | 39-33 | 30-30 | 26-23 | 41-46 |
| 1997 | 68-94 | .420 | 5 | -16.0 | Riggelman | 2,190,308 | 42-39 | 26-55 | 45-47 | 23-47 | - | 21-27 | 20-35 | 18-26 | 37-50 |
| 1998 | 90-73 | .552 | #2 | -12.5 | Riggelman | 2,623,000 | 51-31 | 39-42 | 52-41 | 38-32 | - | 28-34 | 27-18 | 30-19 | 48-39 |
| 1999 | 67-95 | .414 | 6 | -30.0 | Riggelman | 2,813,854 | 34-47 | 33-48 | 41-50 | 26-45 | - | 28-28 | 18-23 | 15-29 | 41-44 |
| 2000 | 65-97 | .401 | 6 | -30.0 | Baylor | 2,734,511 | 38-43 | 27-54 | 36-56 | 29-41 | - | 21-41 | 18-23 | 18-26 | 35-51 |
| 2001 | 88-74 | .543 | 3 | -5.0 | Baylor | 2,779,456 | 48-33 | 40-41 | 50-43 | 38-31 | - | 48-36 | 16-14 | 15-18 | 51-35 |
| 2002 | 67-95 | .414 | 5 | -30.0 | Baylor/Lachemann/Kimm | 2,693,071 | 36-45 | 31-50 | 38-49 | 29-46 | - | 36-54 | 12-18 | 13-17 | 35-51 |
| 2003 | 88-74 | .543 | #1 | +1.0 | Baker | 2,962,630 | 44-37 | 44-37 | 51-41 | 37-33 | - | 47-37 | 15-15 | 17-13 | 47-47 |
| 2004 | 89-73 | .549 | 3 | -16.0 | Baker | 3,170,184 | 45-37 | 44-36 | 49-48 | 40-35 | - | 50-40 | 16-14 | 15-15 | 47-40 |
| 2005 | 79-83 | .488 | 4 | -21.0 | Baker | 3,099,992 | 38-43 | 41-40 | 41-44 | 38-39 | - | 43-36 | 11-23 | 19-15 | 43-44 |
| 2006 | 66-96 | .407 | 6 | -17.5 | Baker | 3,123,215 | 36-45 | 30-51 | 31-52 | 35-44 | - | 42-42 | 10-22 | 10-21 | 34-54 |
| 2007 | 85-77 | .525 | #1 | +2.0 | Piniella | 3,252,462 | 44-37 | 41-40 | 47-38 | 38-39 | - | 45-34 | 15-21 | 17-18 | 44-43 |
| 2008 | 97-64 | .602 | #1 | +7.5 | Piniella | 3,300,200 | 55-26 | 42-38 | 48-29 | 49-35 | - | 48-33 | 20-12 | 23-10 | 57-38 |
| 2009 | 83-78 | .516 | 2 | -7.5 | Piniella | 3,168,859 | 46-34 | 37-44 | 44-33 | 39-45 | - | 47-32 | 15-17 | 15-20 | 43-43 |
| 2010 | 75-87 | .463 | 5 | -16.0 | Piniella/Quade | 3,062,973 | 35-46 | 40-41 | 35-43 | 40-44 | - | 34-45 | 17-14 | 16-18 | 39-50 |
| 2011 | 71-91 | .438 | 5 | -25.0 | Quade | 3,017,966 | 39-42 | 32-49 | 32-41 | 39-50 | - | 34-46 | 15-18 | 17-17 | 37-55 |
| 2012 | 61-101 | .377 | 5 | -36.0 | Sveum | 2,882,756 | 38-43 | 23-58 | 35-46 | 26-55 | - | 31-50 | 13-19 | 56-91 | 33-52 |
| 2013 | 66-96 | .407 | 5 | -17.0 | Sveum | 2,642,682 | 31-50 | 35-46 | 31-49 | 35-47 | - | 25-51 | 14-18 | 14-20 | 42-51 |
| 2014 | 73-89 | .451 | 5 | -31.0 | Renteria | 2,652,113 | 41-40 | 32-49 | 33-41 | 40-48 | - | 33-43 | 16-16 | 15-19 | 40-54 |
| 2015 | 97-65 | .599 | #3 | -3.0 | Maddon | 2,959,812 | 49-32 | 48-33 | 37-30 | 60-35 | - | 46-30 | 22-12 | 19-13 | 47-40 |
| 2016 | 103-58 | .636 | *1 | +17.5 | Maddon | 3,232,420 | 57-24 | 46-34 | 45-28 | 58-31 | - | 50-25 | 19-14 | 19-14 | 53-35 |
| 2017 | 92-70 | .568 | #1 | +6.0 | Maddon | 3,199,562 | 48-33 | 44-37 | 37-36 | 55-34 | - | 46-30 | 21-13 | 13-19 | 43-45 |

The Cubs are 167-168 all-time against American League clubs since interleague play began in 1997. Here's a look at Chicago's year-by-year record against the A.L.:

| YEAR | REC. | PCT. | YEAR | REC. | PCT. | YEAR | REC. | PCT. |
|---------------|------|------|------|------|------|------|----------------|-------------|
| 1997 | 9-6 | .600 | 2004 | 8-4 | .667 | 2011 | 5-10 | .333 |
| 1998 | 5-8 | .385 | 2005 | 6-9 | .400 | 2012 | 5-10 | .333 |
| 1999 | 6-9 | .400 | 2006 | 4-11 | .267 | 2013 | 13-7 | .650 |
| 2000 | 8-7 | .533 | 2007 | 8-4 | .667 | 2014 | 9-11 | .450 |
| 2001 | 9-6 | .600 | 2008 | 6-9 | .400 | 2015 | 10-10 | .500 |
| 2002 | 6-6 | .500 | 2009 | 6-9 | .400 | 2016 | 15-5 | .750 |
| 2003 | 9-9 | .500 | 2010 | 8-10 | .444 | 2017 | 12-8 | .600 |
| TOTALS | | | | | | | 167-168 | .499 |

Cubs Managers Since 1876

| MANAGER | YEARS | W-L | PCT. |
|-------------------|------------------------|----------|------|
| Albert Spalding | 1876-77 | 78-47 | .624 |
| Bob Ferguson | 1878 | 30-30 | .500 |
| Cap Anson | 1879, 1880-97 | 1282-932 | .579 |
| Silver Flint | 1879 | 5-12 | .294 |
| Tommy Burns | 1898-99 | 160-138 | .537 |
| Tom Loftus | 1900-01 | 118-161 | .423 |
| Frank Selee | 1902-05 | 280-213 | .568 |
| Frank Chance | 1905-12 | 768-389 | .664 |
| Johnny Evers | 1913, 1921 | 129-120 | .518 |
| Hank O'Day | 1914 | 78-76 | .506 |
| Roger Bresnahan | 1915 | 73-80 | .477 |
| Joe Tinker | 1916 | 67-86 | .438 |
| Fred Mitchell | 1917-20 | 308-269 | .534 |
| Bill Killefer | 1921-25 | 300-293 | .506 |
| Rabbit Maranville | 1925 | 23-30 | .434 |
| George Gibson | 1925 | 12-14 | .462 |
| Joe McCarthy | 1926-30 | 442-321 | .579 |
| Rogers Hornsby | 1930-32 | 141-116 | .549 |
| Charlie Grimm | 1932-38, 1944-49, 1960 | 946-782 | .547 |
| Gabby Hartnett | 1938-40 | 203-176 | .536 |
| Jimmy Wilson | 1941-44 | 213-258 | .452 |
| Roy Johnson+ | 1944 | 0-1 | .000 |
| Frankie Frisch | 1949-51 | 141-196 | .418 |
| Phil Cavarretta | 1951-53 | 169-213 | .442 |
| Stan Hack | 1954-56 | 196-265 | .425 |
| Bob Scheffing | 1957-59 | 208-254 | .450 |
| Lou Boudreau | 1960 | 54-83 | .394 |
| Vedie Himsli* | 1961 | 10-21 | .323 |
| Harry Craft* | 1961 | 7-9 | .438 |
| Elvin Tappe* | 1961-62 | 46-70 | .397 |
| Lou Klein* | 1961-62, 1965 | 65-82 | .442 |
| Charlie Metro* | 1962 | 43-69 | .384 |
| Bob Kennedy* | 1963-65 | 182-198 | .479 |
| Leo Durocher | 1966-72 | 535-526 | .504 |
| Whitey Lockman | 1972-74 | 157-162 | .492 |
| Jim Marshall | 1974-76 | 175-218 | .445 |
| Herman Franks | 1977-79 | 238-241 | .497 |
| Joe Amalfitano+ | 1979, 1980-81 | 66-116 | .363 |
| Preston Gomez | 1980 | 38-52 | .422 |
| Lee Elia | 1982-83 | 127-158 | .446 |
| Charlie Fox+ | 1983 | 17-22 | .436 |
| Jim Frey | 1984-86 | 196-182 | .519 |
| John Vukovich+ | 1986 | 1-1 | .500 |
| Gene Michael | 1986-87 | 114-124 | .479 |
| Frank Lucchesi+ | 1987 | 8-17 | .320 |
| Don Zimmer | 1988-91 | 265-258 | .507 |
| Joe Altobelli+ | 1991 | 0-1 | .000 |
| Jim Essian | 1991 | 59-63 | .484 |
| Jim Lefebvre | 1992-93 | 162-162 | .500 |
| Tom Trebelhorn | 1994 | 49-64 | .434 |
| Jim Riggleman | 1995-99 | 374-419 | .472 |
| Don Baylor | 2000-02 | 187-220 | .459 |
| Rene Lachemann+ | 2002 | 0-1 | .000 |
| Bruce Kimm+ | 2002 | 33-45 | .423 |
| Dusty Baker | 2003-06 | 322-326 | .497 |
| Lou Piniella | 2007-10 | 316-293 | .519 |
| Mike Quade | 2010-11 | 95-104 | .477 |
| Dale Sveum | 2012-13 | 127-197 | .392 |
| Rick Renteria | 2014 | 73-89 | .451 |
| Joe Maddon | 2015-17 | 292-193 | .602 |

+Interim Manager ... *College of Coaches

Cubs Coaches Since 1921

| | |
|------------------------------------|---|
| Acosta, Oscar—2000-01 | Kennedy, Bob—1962-65 |
| Adams, Bobby—1961-65, 1973 | Kim, Wendell—2003-04 |
| Aguirre, Hank—1972-74 | Klein, Lou—1960-65 |
| Alomar, Sandy—2000-02 | Koenig, Fred—1983 |
| Altobelli, Joe—1988-91 | Kranitz, Rick—2002 |
| Amalfitano, Joe—1967-71, 1978-80 | Lachemann, Rene—2000-02 |
| Amaro, Ruben—1983-86 | Land, Grover—1929-30 |
| Baker, William—1950 | Lazzeri, Tony—1938 |
| Banks, Ernie—1967-73 | Leonard, Dutch—1954-56 |
| Becker, Joe—1967-70 | Listach, Pat—2011-12 |
| Bell, David—2013 | Lockman, Whitey—1965-66 |
| Bialas, Dave—1995-99, 2002 | Lopez, Juan—2003-06 |
| Blades, Ray—1953-56 | Lowe, Q.V.—1972 |
| Blanco, Henry—2015-17 | Lowrey, Peanuts—1970-71, 1977-79, 1981 |
| Bloomfield, Jack—1975-78 | MacKenzie, Gordy—1982 |
| Borzello, Mike—2012-17 | Macko, Joe—1964 |
| Bosio, Chris—2012-17 | Mallee, John—2015-17 |
| Brumley, Anthony Michael—2014 | Marshall, Jim—1974 |
| Burke, Jimmy—1926-30 | Martin, Fred—1961-65 |
| Cabreja, Juan—2017 | Martin, Pepper—1956 |
| Castro, Jose—2014 | Martin, J.C.—1974 |
| Clines, Gene—1979-81, 2003-06 | Martinez, Dave—2015-17 |
| Cole, Dick—1961 | Martinez, Jose—1988-94 |
| Collins, Rip—1961-63 | Matthews, Gary—2003-06 |
| Connors, Billy—1982-86, 1991-93 | McKay, Dave—2012-13 |
| Corriden, Red—1932-40 | Metro, Charlie—1962 |
| Cottier, Chuck—1988-94 | Moss, Les—1981 |
| Cox, Larry—1988-89 | Mueller, Ray—1957 |
| Craft, Harry—1960-61 | Mueller, William—2014 |
| Cuyler, Kiki—1941-43 | Muser, Tony—1993-97 |
| Dark, Alvin—1965, 1977 | Myatt, George—1957-59 |
| Davis, Spud—1950-53 | Noren, Irv—1975 |
| Dean, Ditzzy—1941 | Oates, Johnny—1984-87 |
| Deer, Rob—2013 | O'Leary, Charley—1931-33 |
| DeJesus, Ivan—2007-11 | O'Liveras, Mako—1995-97 |
| DeMerritt, Marty—1999 | O'Neil, Buck—1962-65 |
| Dernier, Bob—2010-11 | Peden, Les—1965 |
| Dixon, Walt—1964-65 | Pentland, Jeff—1997-2002 |
| Doolan, Mickey—1926-29 | Perry, Gerald—2007-09 |
| Drabowsky, Moe—1994 | Pole, Dick—1988-91, 2003-06 |
| Dugey, Oscar—1921-24 | Quade, Mike—2006-10 |
| Dunlop, Harry—1976 | Quirk, Jamie—2012-13 |
| Dyer, Duffy—1983 | Radison, Dan—1995-99 |
| Ellis, Sammy—1992 | Regan, Phil—1997-98 |
| Fitzsimmons, Freddie—1957-59, 1966 | Reiser, Pete—1966-69, 1972-74 |
| Foley, Marv—1994 | Riggins, Mark—2011 |
| Font, Franklin—2012-17 | Roarke, Mike—1978-80 |
| Fox, Jimmie—1944 | Rojas, Cookie—1978-81 |
| Franks, Herman—1970 | Roof, Phil—1990-91 |
| Freese, George—1964-65 | Root, Charlie—1951-53, 1960 |
| Gamboa, Tom—1998-99 | Rothschild, Larry—2002-10 |
| Gibson, George—1925-26 | Rowson, James—2012-13 |
| Glynn, Gene—2000-02 | Saul, Jim—1975-76 |
| Grammas, Alex—1964 | Schalk, Ray—1930-31 |
| Grimm, Charlie—1941, 1961-63 | Scheffing, Bob—1954-55 |
| Grissom, Marv—1975-76 | Schulte, Johnny—1933 |
| Hack, Stan—1965 | Schultz, Barney—1977 |
| Harder, Mel—1965 | Shea, Merv—1948-49 |
| Harmon, Tom—1982 | Sinatro, Matt—2007-10 |
| Hartnett, Gabby—1938 | Smith, Red—1945-48 |
| Hatton, Grady—1960 | Snyder, Jim—1987 |
| Hayworth, Ray—1955 | Spalding, Dick—1941-43 |
| Hiatt, Jack—1981 | Spangler, Al—1970-71, 1974 |
| Himsli, Vedie—1960-64 | Speier, Chris—2005-06 |
| Hinske, Eric—2014-17 | Starrette, Herm—1987 |
| Holt, Goldie—1961-65 | Stock, Mit—1944-48 |
| Hornsby, Rogers—1958-59 | Strode, Lester—2007-17 |
| Hundley, Randy—1977 | Tappe, Elvin—1959-65 |
| Hyde, Brandon—2014-17 | Trammell, Alan—2007-10 |
| Jackson, Sonny—2003-06 | Trebelhorn, Tom—1992-93 |
| Jansen, Larry—1972-73 | Uhle, George—1940 |
| Jaramillo, Rudy—2010-12 | Vukovich, John—1982-87 |
| Jenkins, Fergie—1995-96 | Walker, Verlon—1961-70 |
| Johnson, Roy—1935-39, 1944-53 | Williams, Billy—1980-82, 1986-87, 1992-2001 |
| Jones, Gary—2014-17 | Wright, Mel—1963-64, 1971 |
| Joshua, Von—2009 | Zimmer, Don—1984-86 |
| Jurges, Billy—1947-48 | |
| Keller, Dave—2011 | |
| Kelly, Mike—1934 | |

Cubs All-Time Roster Since 1876

A (60 PLAYERS)

Aardsma, David Allan—2006
 Abbey, Bert Wood—1893-95
 Abernathy, Theodore Wade—1965-66, 1969-70
 Aberson, Clifford Alexander—1947-49
 Abrego, Johnny Ray—1985
 Adair, James Aubrey—1931
 Adams, Charles Dwight—1946
 Adams, Earl John—1922-27
 Adams, Karl Tutwiler—1915
 Adams, Robert Henry—1957-59
 Adams, Robert Michael—1976-77
 Adams, Terry Wayne—1995-99
 Addis, Robert Gordon—1952-53
 Addy, Robert Edward—1876
 Adkins, John Dewey—1949
 Aguilera, Richard Warren—1999-2000
 Aguirre, Henry John—1969-70
 Aker, Jackie Delane—1972-73
 Alcantara, Arismendy—2014-15
 Alderson, Dale Leonard—1943-44
 Aldridge, Victor Eddington—1917-18, 1922-24
 Alexander, Grover Cleveland—1918-26
 Alexander, Manuel DeJesus Juan—1997-99
 Alexander, Matthew—1973-74
 Alfonseca, Antonio—2002-03
 Allen, Artemus Ward—1916
 Allen, Ethan Nathan—1936
 Allison, Milo Henry—1913-14
 Almora, Reinaldo Albert—2016-17
 Alou, Moises Rojas—2002-04
 Altamirano, Porfirio (Ramirez)—1984
 Altman, George Lee—1959-62, 1965-67
 Amalfitano, John Joseph—1964-67
 Amor, Vicente (Alvarez)—1955
 Anderson, Brett Franklin—2017
 Anderson Jr., James Drew—2004
 Anderson, Robert Carl—1957-62
 Andre, John Edward—1955
 Andrews, Darrell Shane—1999-2000
 Andrews, James Pratt—1890
 Andrus, Frederick Hotham—1876, 1884
 Angley, Thomas Samuel—1929
 Anson, Adrian Constantine—1876-97
 Archer, James Patrick—1909-17
 Arca, Jose Raimundo (Orta)—1968
 Arias, Alejandro—1992
 Arnold, James Lee—2000
 Arrieta, Jacob Joseph—2013-17
 Asbell, James Marion—1938
 Ascanio, Jose Eleazar—2008-09
 Ascencio, Jairo M.—2012
 Ashburn, Don Richard—1960-61
 Asspomonte, Kenneth Joseph—1963
 Assenmacher, Paul Andre—1989-93
 Atkins, Mitchell Shane—2009-10
 Atwell, Maurice Dailey—1952-53
 Averill, Earl Douglas—1959-60
 Avila, Alexander Thomas—2017
 Ayala, Robert Joseph—1999
 Aybar, Manuel Antonio—2001

B (175 PLAYERS)

Baczewski, Frederic John—1953
 Baecht, Edward Joseph—1931-32
 Baez, Ednel Javier—2014-17
 Bailey, Abraham Lincoln—1919-21
 Bailey, Lonas Edgar—1965
 Baker, Eugene Walter—1953-57
 Baker, Jeffrey Glen—2009-12
 Baker, John David—2014
 Baker, Thomas Henry—1963
 Baker, Timothy Scott—2013
 Bako, Gabor Paul II—2003-04
 Baldwin, Marcus Elmore—1887-88
 Baller, Jay Scot—1985-87
 Balsamo, Anthony Fred—1962
 Banks, Ernest—1953-71
 Banks, Willie Anthony—1994-95
 Barber, Stephen David—1970
 Barber, Tyrus Turner—1917-22
 Barberie, Bret Edward—1996
 Barker, Richard Frank—1999
 Barnes, Roscoe Charles—1876-77
 Barney, Darwin James Kunaanee—2010-14

Barragan, Facundo Anthony—1961-63
 Barrett, Michael Patrick—2004-07
 Barrett, Robert Schley—1923-25
 Barrett, Tracey Souter (also played as Richard Oliver Barrett)—1943
 Barry, John C.—1904-05
 Bartell, Richard William—1939
 Barton, Vincent David—1931-32
 Bartosh, Clifford Paul—2005
 Bastian, Charles J.—1889
 Bates, Robert Henry—1914
 Batista, Miguel Descartes—1997
 Batters, Russell Lee—1946
 Baumann, Frank Matt—1965
 Baumholtz, Frank Conrad—1949, 1951-55
 Bautista, Jose Joaquin (Arias)—1993-94
 Baxter, Michael Joseph—2015
 Beals, Thomas L.—1880
 Beard, Charles David—1985
 Beaumont, Clarence Howeth—1910
 Beck, Clyde Eugene—1926-1930
 Beck, Rodney Roy—1998-99
 Becker, Heinz Reinhard—1943, 1945-46
 Beckert, Glenn Alfred—1965-73
 Beebe, Frederick Leonard—1906
 Beeler, Dallas James—2014-15
 Beliveau, Jeffrey Ryan—2012
 Bell, George Antonio (Mathey)—1991
 Bell, Lester Rowland—1930-1931
 Bellhorn, Mark Christian—2002-03
 Beltran, Francis (Lebron)—2002, 2004
 Benes, Alan Paul—2002-2003
 Benton, Alfred Lee—1982
 Bere, Jason Philip—2001-02
 Berg, Justin Christopher—2009-11
 Berken, Jason Thomas—2012
 Berry, Jonas Arthur—1942
 Berry, Quintin Lonell—2015
 Berryhill, Damon Scott—1987-91
 Bertell, Richard George—1960-65, 1967
 Bielaski, Oscar—1876
 Bielecki, Michael Joseph—1988-91
 Bittner, Lawrence David—1976-80
 Bilko, Stephen Thomas—1954
 Bird, James Douglas—1981-82
 Bishop, William Robinson—1889
 Bithorn, Hiram Gabriel (Sosa)—1942-43, 1946
 Blackburn, Earl Stuart—1917
 Blackwell, Timothy R.—1978-81
 Blatt, Richard Alan—1969
 Blair, Clarence Vick—1929-31
 Blake, John Frederick—1924-31
 Blanco, Andres Eloy—2009
 Blanco, Henry Ramon—2005-2008
 Blankenship, Kevin DeWayne—1988-90
 Blauser, Jeffrey Michael—1998-99
 Block, Seymour—1942, 1945-46
 Bobb, Mark Randall—1968-69
 Boccabella, John Dominic—1963-68
 Bogusevic, Brian Thomas—2013
 Bolger, James Cyril—1955, 1957-58
 Bonds, Bobby Lee—1981
 Bonetti, Julio Giacomo—1940
 Bonham, William Gordon—1971-1977
 Bonifacio, Emilio Jose—2014
 Bonura, Henry John—1940
 Borbon, Julio Alberto—2013
 Borchers, George Benard—1888
 Bordi, Richard Albert—1983-84
 Borkowski, Robert Vilariano—1950-51
 Boros, Stephen—1963
 Borowski, Joseph Thomas—2001-05
 Borowy, Henry Ludwig—1945-48
 Boscan, Jean Carlos—2013
 Boskie, Shawn Kealoha—1990-94
 Bosley, Thaddis Jr.—1983-86
 Botelho, Derek Wayne—1985
 Bottarini, John Charles—1937
 Bottemfield, Kent Dennis—1996-97
 Bouchee, Edward Francis—1960-61
 Bourque, Patrick Daniel—1971-73
 Bowa, Lawrence Robert—1982-85
 Bowen, Michael Matthew—2012-13
 Bowden, Robert McClure—2007

NAMES AND NUMBERS

A total of 2,051 players have appeared in at least one game for the Chicago National League ball club. The team's single-season record for most players used is 56, set in 2013. That same season, the club used 31 pitchers, also a single-season franchise record.

The most popular last names in Cubs history belong to Smith (16), Johnson (12), Williams (10) and Brown (9). The longest last names in Cubs history—13 letters each—belong to Gene DeMontreville (1899), Todd Hollandsworth (2004-05) and Ken Raffensberger (1940-41). There have been 19 Cubs with last names consisting of three letters, most recently Derrek Lee (2004-10), Felix Pie (2007-08), Chad Fox (2005, 2008-09) and Jake Fox (2007, 2009).

Bowie, Micah Andrew—1999
 Bowman, Robert James—1942
 Bowman, William George—1891
 Bradley, George Washington—1877
 Bradley, Milton Obelle—2009
 Bradley, William Joseph—1899-1900
 Bransfield, William Edward—1911
 Breeden, Danny Richard—1971
 Breeden, Harold Noel—1971
 Brennan, William Raymond—1993
 Brensahan, Roger Philip—1900, 1913-15
 Brett, Herbert James—1924-25
 Brewer, James Thomas—1960-63
 Brewster, Charles Lawrence—1944
 Bridwell, Albert Henry—1913
 Briggs, Dan Lee—1982
 Briggs, Herbert Theodore—1896-98, 1904-05
 Briggs, Jonathon Tift—1956-58
 Bright, Harry James—1965
 Brillheart, James Benson—1927
 Brinkopf, Leon Clarence—1952
 Broberg, Peter Sven—1977
 Brock, Louis Clark—1961-64
 Brock, Tarrik Jumaan—2000
 Broglio, Ernest Gilbert—1964-66
 Bronkie, Herman Charles—1914
 Brooks, Jonathan Joseph (born Jonathan Joseph Brozek)—1925-26
 Brosnan, James Patrick—1954, 1956-58
 Brown, Brant Michael—1996-98, 2000
 Brown, Jophery Clifford—1968
 Brown, Joseph E.—1884
 Brown, Lewis J.—1879
 Brown, Mordecai Peter Centennial—1904-12, 1916
 Brown, Paul Percival—1909
 Brown, Roosevelt Lawayne—1999-2002
 Brown, Thomas Michael—1952-53
 Brown, Walter George—1925
 Browne, Byron Ellis—1965-67
 Browne, George Edward—1909
 Brumley, Anthony Michael—1987
 Brusrstar, Warren Scott—1983-85
 Bryant, Claiborne Henry—1935-40
 Bryant, Kristopher L.—2015-17
 Bryant, Donald Ray—1966
 Bryan, Charles Ruley—1888
 Buchanan, Jake T.—2016
 Buckner, William Joseph—1977-84
 Buechele, Steven Bernard—1992-95
 Bues, Arthur Frederick—1914
 Buford, Damon Jackson—2000-01
 Buhl, Robert Ray—1962-66
 Bullett, Scott Douglas—1995-96
 Bullinger, James Eric—1992-96
 Burdette, Freddie Thomason—1962-64
 Burdette, Selva Lewis—1964-65
 Burgess, Forrest Harrill—1949, 1951
 Burke, Leo Patrick—1963-65
 Burnett, Alex James—2013
 Burnitz, Jeromy Neal—2005
 Burns, Thomas Everett—1880-91
 Burris, Bertram Ray—1973-79
 Burrows, John—1943-1944
 Burton, Ellis Narrington—1963-65

Burwell, Richard Matthew—1960-61
Bush, Guy Terrell—1923-34
Butler, John Stephen—1928
Butler, Timothy Edward—2017
Buzhardt, John William—1958-59
Bynum, Freddie Lee—2006
Byrd, Marlon Jerrard—2010-12

C (159 PLAYERS)

Cabrera, Alberto Antonio—2012-13
Cahill, Trevor John—2015-16
Cairo, Miguel Jesus—1997, 2001
Callaghan, Martin Francis—1922-23
Callahan, James Joseph—1897-1900
Callison, John Wesley—1970-71
Calmus, Richard Lee—1967
Camilli, Adolph Louis—1933-34
Camp, Ulewellyn Robert—1893-94
Camp, Shawn Anthony—2012-13
Camp, Winfield Scott—1894
Campana, Anthony Edward—2011-12
Campbell, Arthur Vincent—1908
Campbell, Joseph Earl—1967
Campbell, Michael Thomas—1996
Campbell, Ronald Thomas—1964-66
Campbell, William Gilthorpe—1933
Campbell, William Richard—1982-83
Canavan, James Edward—1892
Candelario, Jeimer—2016-17
Cannizzaro, Christopher John—1971
Capel, Michael Lee—1988
Capilla, Douglas Edmund—1979-81
Caratini, Victor Manuel (Rivera)—2017
Cardenal, Jose Rosario (Domec)—1972-77
Cardenas, Adrian—2012
Cardwell, Donald Eugene—1960-62
Caridad, Esmailin Manuel—2009-10
Carleton, James Otto—1935-38
Carlsen, Donald Herbert—1948
Carlson, Harold Gust—1927-30
Carney, William John—1904
Carpenter, Christopher John—2011
Carpenter, Robert Louis—1947
Carroll, Samuel Clifford—1890-91
Carson, Albert James—1910
Carter, Joseph Chris—1983
Carter, Paul Warren—1916-20
Carty, Ricardo Adolfo (Jacobo)—1973
Caruthers, Robert Lee—1893
Casey, Hugh Thomas—1935
Casey, James Patrick—1903-05
Cashner, Andrew Burton—2010-11
Casian, Lawrence Paul—1995-97
Cassidy, John P.—1878
Castillo, Frank Anthony—1991-97
Castillo, Lendy Enrique—2012
Castillo, Wellington Andres—2010-15
Castro, Starlin DeJesus—2010-15
Caudill, William Holland—1979-81
Cavarretta, Philip Joseph—1934-53
Ceccarelli, Arthur Edward—1959-60
Cedeno, Ronny Alexander—2005-08
Cey, Ronald Charles—1983-86
Chambers, Clifford Day—1948
Chance, Frank Leroy—1898-1912
Chapman, Albertin Aroidis (de le Cruz)—2016
Chapman, Harry E.—1912
Chapman, Jaye Lawrence—2012
Cheeves, Virgil Earl—1920-23
Chenev, Laurance Russell—1911-15
Cherry, Rocky Ty—2007
Chiasson, Scott Christopher—2001-02
Childs, Clarence Algernon—1900-01
Childs, Peter Pierre—1901
Chipman, Robert Howard—1944-49
Chiti, Harry—1950-52, 1955-56
Choi, Hee Seop—2002-03
Christmas, Stephen Randall—1986
Christopher, Loyd Eugene—1945
Church, Emory Nicholas—1953-55
Church, Leonard—1966
Churry, John—1924-27
Clark, Alfred Robert—1902
Clark, David Earl—1990, 1997
Clark, Mark Willard—1997-98
Clarke, Henry Tefft—1898
Clarke, Sumpter Mills—1920

Clarke, Thomas Aloysius—1918
Clarke, William H.—1888
Clarkson, John Gibson—1884-87
Clausen, Frederick William—1893-94
Clemens, Clement Lambert (born Clement Lambert Ulatowski)—1916
Clemens, Douglas Horace—1964-65
Clement, Matthew Paul—2002-04
Clevenger, Steven Scott—2011-13
Cline, Tyrone Alexander—1966
Clines, Eugene Anthony—1977-79
Clingman, William Frederick—1900
Clymer, Otis Edgar—1913
Coakley, Andrew James—1908-09
Coats, Buck—2006
Coffman, Kevin Reese—1990
Cogan, Richard Henry—1899
Coggins, Franklin—1972
Coghlan, Christopher B.—2014-16
Cohen, Hyman—1955
Coke, Phillip Douglas—2015
Colborn, James William—1969-71
Cole, David Bruce—1954
Cole, Leonard Leslie—1909-12
Coleman, Joseph Casey—2010-12
Coleman, Joseph Howard—1976
Collins, James Anthony—1937-38
Collins, Philip Eugene—1923
Collins, Robert Joseph—1940
Collins, William Shirley—1911
Collum, Jack Dean—1957
Colvin, Tyler Eugene—2009-11
Comellas, Jorge (Pous)—1945
Compton, Robert Clinton—1972
Concepcion, Gerardo (Perez)—2016
Congatton, William Millar—1902
Connally, Fritzie Lee—1983
Connor, James Matthew (born James Matthew O'Connor)—1892, 1897-99
Connors, Kevin Joseph Aloysius—1951
Connors, William Joseph—1966
Contreras, Willson Eduardo—2016-17
Cook, James Fitchie—1903
Coomer, Ronald Bryan—2001
Cooney, James Edward—1926-27
Cooney, James Joseph—1890-92
Cooper, Arley Wilbur—1925-26
Cooper, Morton Cecil—1949
Cooper, William Walker—1954-55
Corcoran, Lawrence J.—1880-85
Corcoran, Michael—1884
Corpas, Manuel—2012
Corriden, John Michael Sr.—1913-15
Corridon, Frank J.—1904
Cosman, James Henry—1970
Cotter, Harvey Louis—1922, 1924
Cotter, Richard Raphael—1912
Cottrell, Ensign Stover—1912
Cotto, Henry (Suarez)—1984
Cotts, Neal James—2007-09
Coughlin, William Edward—1890
Covington, John Wesley—1966
Cowan, Billy Rolland—1963-64
Cox, Larry Eugene—1978, 1982
Creek, Paul Douglas II—1999
Crim, Charles Robert—1994
Croft, Henry T.—1901
Crosby, George Washington—1884
Crosby, Kenneth Stewart—1975-76
Cross, Joffre James—1948
Cruz, Hector Louis (Dilan)—1978, 1981-82
Cruz, Juan Carlos (Munoz)—2001-03
Culler, Richard Broadus—1948
Culp, Raymond Leonard Jr.—1967
Cunnane, William Joseph—2002
Cunningham, Ellsworth Elmer—1900-01
Curley, Walter James—1899
Currie, Clarence Franklin—1903
Curtis, Clifton Garfield—1911
Curtis, Jack Patrick—1961-62
Cusick, John Peter—1951
Cuyler, Hazen Shirley—1928-35
Cvengros, Michael John—1929

D (102 PLAYERS)

Dahlen, William Frederick—1891-98
Dahlgren, Ellsworth Tenney—1941-42

Daily, Cornelius F.—1896
Dallessandro, Nicholas Dominic—1940-44, 1946-47
Dalrymple, Abner Frank—1879-86
Daly, Thomas Daniel—1918-21
Daly, Thomas Peter—1887-88
Daniels, Kalvoski—1992
Dark, Alvin Ralph—1958-59
Darling, Conrad—1887-89
Darwin, Arthur Bobby Lee—1977
Dasenczo, Douglas Craig—1988-92
Davidson, William Simpson—1909
Davis, Bryshear Barnett—1970-71
Davis, Curtis Benton—1936-37
Davis, Doug—2011
Davis, Herman Thomas—1970, 1972
Davis, James Bennett—1954-56
Davis, Jody Richard—1981-88
Davis, Ronald Gene—1986-87
Davis, Steven Michael—1979
Davis, Taylor M.—2017
Davis, Wade Allen—2017
Dawson, Andre Nolan—1987-92
Day, Charles Frederick—1970
Dayett, Brian Kelly—1985-87
Deal, Charles Albert—1916-21
Dean, Jay Hanna—1938-41
Dean, Wayland Ogden—1927
Decker, George A.—1892-97
Decker, George Henry—1969-72
DeJesus, David Christopher—2012-13
DeJesus, Ivan (Alvarez)—1977-81
Delahanty, James Christopher—1901
Del Greco, Robert George—1957
Demarais, Frederick—1890
Demaree, Albert Wentworth—1917
Demaree, Joseph Franklin (born Joseph Franklin Dimaria)—1932-33, 1935-38
DeMiller, Harry—1892
Dempster, Ryan Scott—2004-12
DeMontreville, Eugene Napoleon—1899
Denorfia, Christopher Anthony—2015
Denzer, Roger—1897
Dernier, Robert Eugene—1984-87
DeRosa, Mark Thomas—2007-08
Derrick, Claud Lester—1914
Derringer, Samuel Paul—1943-45
DeShields, Delino Lamont—2001-02
Dettore, Thomas Anthony—1974-76
DeWitt, Blake R.—2010-12
Dexter, Charles Dana—1900-02
Diamond, Thomas Niklaus—2010
Diaz, Michael Anthony—1983
Dickson, Lance Michael—1990
DiFelice, Michael William—2004
Dillard, Stephen Bradley—1979-81
Dillhoefer, William Martin—1917
Dilone, Miguel Angel (Reyes)—1979
DiPino, Frank Michael—1986-88
Distaso, Alec John—1969
Dobbs, John Gordon—1902-03
Dobernic, Andrew Joseph—1948-49
Dolan, John—1895
Dolan, Patrick Henry—1900-01
Dolan, Thomas J.—1879
Dolis, Rafael Jose—2011-13
Donahue, Timothy Cornelius—1895-1900
Donnelly, Edward Vincent—1959
Donnelly, Franklin Marion—1893-94
Doolan, Michael Joseph (born Michael Joseph Doolittle)—1916
Dorsett, Brian Richard—1996
Doscher, John Henry Jr.—1903
Doscher, John Henry Sr.—1879
Doubront, Felix Antonio—2014
Douglass, Phillip Brooks—1915, 1917-19
Douthitt, Taylor Lee—1933
Dowling, David Barclay—1966
Downey, Thomas Edward—1912
Downs, Jerome Willis—1912
Downs, Scott Jeremy—2000
Doyle, James Francis—1911
Doyle, John Joseph—1901
Doyle, Lawrence Joseph—1916-17
Drabowsky, Myron Walter—1956-60
Drake, Samuel Harrison—1960-61
Drake, Solomon Louis—1956
Driscoll, John Leo—1917

Drott, Richard Fred—1957-61
 Dubiel, Walter John—1949-52
 Dubois, Jason Bradford—2004-05
 Duensing, Brian Matthew—2017
 Duffy, Hugh—1888-89
 Dumovich, Nicholas—1923
 Duncan, Courtney Demond—2001-02
 Dunegan, James William Jr.—1970
 Dungan, Samuel Morrison—1892-94, 1900
 Dunn, Ronald Ray—1974-75
 Dunston, Shawon Donnell—1985-95, 1997
 Dunwoody, Todd Franklin—2001
 Durbin, Blaine Alphonsus—1907-08
 Durham, Leon—1981-1988
 Dwyer, John Francis—1888-89

E (39 PLAYERS)

Eaddy, Donald Johnson—1959
 Eagan, William—1893
 Earl, Howard J.—1890
 Earley, Arnold Carl—1966
 Eason, Malcolm Wayne—1900-02
 Easterwood, Roy Charles—1944
 Eastwick, Rawlins Jackson III—1981
 Eaves, Vallie Ennis—1941-42
 Echevarria, Angel Santos—2002
 Eckersley, Dennis Lee—1984-86
 Eden, Charles M.—1877
 Edens, Thomas Patrick—1995
 Edmonds, James Patrick—2008
 Edwards, Carl Fleming Jr.—2015-17
 Edwards, Charles Bruce—1951-52, 1954
 Edwards, Henry Albert—1949-1950
 Egglar, David Daniel—1877
 Eiteljorge, Edward Henry—1890
 Elia, Lee Constantine—1968
 Elko, Peter—1943-1944
 Elliott, Allen Clifford—1923-24
 Elliott, Carter Ward—1921
 Elliott, Harold B.—1916-18
 Ellis, James Russell—1967
 Ellsworth, Richard Clark—1958, 1960-66
 Elston, Donald Ray—1953, 1957-64
 Encarnacion, Mario Gonzalez—2002
 Engel, Steven Michael—1985
 English, Elwood George—1927-36
 Epperly, Albert Paul—1938
 Erickson, Paul Walford—1941-48
 Ernaga, Frank John—1957-58
 Erickson, Richard Merriwell—1942
 Estes, Aaron Shawn—2003
 Estrada, Charles Leonard—1966
 Eubanks, Uel Melvin—1922
 Everitt, William Lee—1895-1900
 Evers, John Joseph—1902-13
 Eyre, Scott Alan — 2006-08

F (73 PLAYERS)

Fanning, William James—1954-57
 Fanzone, Carmen Ronald—1971-74
 Farnsworth, Kyle Lynn—1999-2004
 Farrell, Charles Andrew—1888-89
 Farrell, Edward Stephen—1930
 Fassero, Jeffrey Joseph—2001-02
 Fast, Darcy Rae—1968
 Paul, William Alvan—1965-66
 Fear, Luvern Carl—1952
 Federowicz, Timothy Joseph—2016
 Felderman, Marvin Wilfred—1942
 Feldman, Scott Wynne — 2013
 Felske, John Frederick—1968
 Ferguson, Charles Augustus—1901
 Ferguson, Robert Vavasour—1878
 Fermin, Felix Jose (Minaya)—1996
 Fernandez, Frank—1971-72
 Figueroa, Jesus Maria (DeLeon)—1980
 Filer, Thomas Carson—1982
 Fischer, William Charles—1916
 Fisher, Robert Taylor—1914-15
 Fisher, William Charles—1877
 Fitzgerald, Howard Chumney—1922, 1924
 Flack, Max John—1916-22
 Flavin, John Thomas—1964
 Fleming, Leslie Fletchard—1942-44, 1946
 Fletcher, Scott Brian—1981-82
 Flint, Frank Sylvester—1879-89
 Flores, Jesse (Sandoval)—1942

Floro, Dyaln Lee—2017
 Floyd, Cornelius Clifford—2007
 Fluhrer, John Lister (also played with William G. Morris)—1915
 Flynn, George A.—1896
 Flynn, John A.—1886-87
 Fodge, Gene Arlan—1958
 Fondy, Dee Virgil—1951-1957
 Fontenot, Michael Eugene—2005, 2007-10
 Fontenot, Silton Ray—1985-86
 Foote, Barry Clifton—1979-81
 Fossas, Emilio Antonio—1998
 Foster, Elmer Ellsworth—1890-91
 Foster, Kevin Christopher—1994-98
 Fowler, William Dexter—2015-16
 Fox, Jacob Quirin—2007, 2009
 Fox, Chad Douglas—2005, 2008-09
 Foxen, William Aloysius—1910-11
 Foxx, James Emory—1942, 1944
 Frailing, Kenneth Douglas—1974-76
 France, Osman Beverly—1890
 Franco, Matthew Neil—1995
 Francona, Terry Jon—1986
 Frankoff, James Seth—2017
 Fraser, Charles Carrolton—1907-09
 Frazier, George Allen—1984-86
 Free, Ryan Paul—2009
 Freeman, Alexander Vernon—1921-22
 Freeman, Hershell Baskin—1958
 Freeman, Mark Price—1960
 Freeman, Michael Barrett—2017
 Freese, George Walter—1961
 Freigau, Howard Earl—1925-27
 French, Lawrence Herbert—1935-41
 Frey, Linus Reinhard—1937, 1947
 Friberg, Bernard Albert (born Gustaf Bernhard Friberg)—1919-20, 1922-25
 Friend, Daniel Sebastian—1895-98
 Friend, Owen Lacey—1955-56
 Fryman, Woodrow Thompson—1978
 Fuhr, Oscar Lawrence—1921
 Fujikawa, Kyuji - 2013-2014
 Fukudome, Kosuke—2008-11
 Fuld, Samuel Babson—2007, 2009-10
 Fussell, Frederick Morris—1922-23
 Fyhrie, Michael Edwin—2001

G (115 PLAYERS)

Gabler, William Louis—1958
 Gabrielson, Leonard Gary—1964-65
 Gaetti, Gary Joseph—1998-99
 Gagliano, Philip Joseph—1970
 Galan, August John—1934-41
 Gallagher, Sean Patrick—2007-08
 Gamble, Oscar Charles—1969
 Gannon, William G.—1901
 Ganzel, John Henry—1900
 Garagiola, Joseph Henry—1953-54
 Garbark, Robert Michael (born Robert Michael Garbach)—1937-39
 Garces, Richard Aron (Mendoza)—1995
 Garciparrá, Anthony Nomar—2004-05
 Gardner, James Anderson—1902
 Gardner, Richard Frank—1967
 Garibay, Daniel (Bravo)—2000
 Garman, Michael Douglas—1976
 Garrett, Henry Adrian—1970, 1973-75
 Garriott, Virgil Cecil—1946
 Garvin, Virgil Lee—1899-1900
 Garza, Matthew Scott—2011-13
 Gassaway, Charles Cason—1944
 Gastfield, Edward—1885
 Gathright, Joey Renard—2009
 Gaub, John David—2011
 Gaudin, Chad Edward—2008
 Gaw, George Joseph—1920
 Geisel, John David—1978-79, 1981
 Geiss, Emil August—1887
 George, Charles Peter—1941
 Gerard, David Frederick—1962
 Gerberman, George Alois—1962
 Germano, Justin William—2012
 Germen, Gonzalez (Figaro)—2015
 Gernert, Richard Edward—1960
 Gerut, Joseph D—2005
 Gessler, Harry Homer—1906
 Gibson, Robert Murray—1890
 Gigon, Norman Phillip—1967
 Gilbert, Charles Mader—1941-43, 1946
 Gill, John Wesley—1935-36
 Gillespie, Cole Braden - 2013
 Gillespie, Paul Allen—1942, 1944-45
 Girardi, Joseph Elliott—1989-92, 2000-02
 Giusti, David John—1977
 Glade, Frederick Monroe—1902
 Gianville, Douglas Metunwa—1996-97, 2003
 Gleason, James Joseph—1939-40
 Glenalvin, Robert J. (born Rodney J. Dowling) - 1890, 1893
 Glenn, Edward D.—1902
 Glenn, John W.—1876-77
 Gload, Ross Peter—2000
 Glossop, Alban—1946
 Goetz, John Hardy—1960
 Goldsmith, Fred Ernest—1880-84
 Golvin, Walter George—1922
 Gomez, Leonardo—1996
 Gonzalez, Alberto Ramon - 2013
 Gonzalez, Alexander Scott—2002-04
 Gonzalez, Geremi Segundo (Acosta)—1997-98
 Gonzalez, Luis Emilio—1995-96
 Gonzalez, Miguel Angel (Cordero)—1925-29
 Gonzalez, Victor Raul—2000
 Good, Wilbur David—1911-15
 Goodman, Ival Richard—1943-44
 Goodwin, Curtis Lamar—1999
 Goodwin, Tom Jones—2003-04
 Gordon, Michael William—1977-78
 Gordon, Thomas—2001-02
 Gore, George F.—1879-86
 Gornicki, Henry Frank—1941
 Goryl, John Albert—1957-59
 Gorzelanny, Thomas Stephen—2009-10
 Gossage, Richard Michael—1988
 Grabarkewitz, Billy Cordell—1974
 Grabow, John William—2009-11
 Grace, Mark Eugene—1988-2000
 Grace, Robert Earl—1929, 1931
 Graham, George Frederick—1903, 1911
 Grammas, Alexander Peter—1962-63
 Grampp, Henry Erhardt—1927, 1929
 Grant, Thomas Raymond—1983
 Grantham, George Farley—1922-24
 Graves, Joseph Ebenezer—1926
 Gray, Jeffrey Michael—2010
 Green, Edward—1898-1901
 Greenberg, Adam Daniel—2005
 Greene, Willie Louis—2000
 Gregg, Kevin Marschall—2009, 2013
 Gregory, Grover Leroy—1964
 Grieve, Benjamin—2004-05
 Griffin, James Linton—1911
 Griffin, Michael Leroy—1981
 Griffith, Clark Calvin—1893-1900
 Griffith, Frank Wesley—1892
 Griffith, Thomas Herman—1925
 Griggsby, Denver Clarence—1923-25
 Grimes, Benleigh Arland—1932-33
 Grimes, Oscar Ray Sr.—1921-24
 Grimm, Charles John—1925-36
 Grimm, Justin Scott—2013-17
 Gross, Gregory Eugene—1977-78
 Groth, Ernest John—1904
 Gruzdzianek, Mark James—2003-04
 Gudat, Marvin John—1932
 Guerrier, Matt Olson - 2013
 Gumbert, Addison Courtney—1888-89, 1891-92
 Gumpert, David Lawrence—1985-86
 Gura, Lawrence Cyril—1970-73, 1985
 Gustine, Frank William—1949
 Guth, Charles J.—1880
 Guthrie, Mark Andrew—1999-00, 2003
 Gutierrez, Ricardo—2000-01
 Guzman, Angel Mosies (Tavera) — 2006-09
 Guzman, Jose Alberto (Mirabal)—1993-94

H (157 PLAYERS)

Haas, George Edwin—1957
 Hack, Stanley Camfield—1932-47
 Hacker, Warren Louis—1948-56
 Hageman, Kurt Moritz—1914
 Hagerman, Zerah Zequiel—1909
 Hairston, Jerry Wayne Jr.—2005-06
 Hairston, John Louis—1969

Hairston, Scott Alexander—2013
Hall, Andrew Clark—1986-88
Hall, Jimmie Randolph—1969-70
Hall, Melvin Jr.—1981-84
Hallinan, James H.—1877-78
Hamilton, Steve Absher—1972
Hammel, Jason Aaron—2014-16
Hamner, Ralph Conant—1947-49
Hands, William Alfred—1966-72
Haney, Christopher Deane—1998
Haney, Fred Girard—1927
Haney, Todd Michael—1994-96
Hankinson, Frank Edward—1878-79
Hanlon, William Joseph—1903
Hansen, David Andrew—1997
Hanson, Earl Sylvester—1921
Hanyzewski, Edward Michael—1942-46
Happ, Ian Edward—2017
Harbidge, William Arthur—1878-79
Harden, James Richard—2008-09
Hardie, Louis W.—1886
Hardin, William Edgar—1952
Hardtke, Jason Robert—1998
Hardy, David Alexander—1902-03
Hardy, John Doolittle—1907
Haren, Daniel John—2015
Hargesheimer, Alan Robert—1983
Hargrave, Eugene Franklin—1913-15
Harkey, Michael Anthony—1988, 1990-93
Harley, Richard Joseph—1903
Harper, Charles William—1906
Harrell, Raymond James—1939
Harris, Brendan Michael—2004
Harris, Leonard Anthony—2003
Harris, Victor Lanier—1974-75
Hart, Kevin Richard—2007-09
Hartenstein, Charles Oscar—1965-68
Hartnett, Charles Leo—1922-40
Hartsel, Tully Frederick—1901
Hartsock, Jeffrey Roger—1992
Harvey, Ervin King—1900
Hassey, Ronald William—1984
Hatcher, William Augustus—1984-85
Hatten, Joseph Hilarian—1951-52
Hatton, Grady Edgebert—1960
Hawkins, LaTroy—2004-05
Hayden, John Francis—1908
Hayes, William Ernest—1980-81
Healy, John J.—1889
Heath, William Chris—1969
Heathcote, Clifton Earl—1922-30
Hebner, Richard Joseph—1984-85
Hechinger, Michael Vincent—1912-13
Hegan, James Edward—1960
Heilman, Aaron Michael—2009
Heist, Alfred Frederick—1960-61
Hemsey, Ralston Burdett—1931-32
Henderson, Kenneth Joseph—1979-80
Henderson, Stephen Curtis—1981-82
Hendley, Charles Robert—1965-67
Hendrick, Harvey—1933
Hendricks, Elrod Jerome—1972
Hendricks, John Charles—1902
Hendricks, Kyle C.—2014-17
Hendrix, Claude Raymond—1916-20
Hennessey, George—1945
Henry, William Rodman—1958-59
Henshaw, Roy Knikelbine—1933, 1935-36
Heredia, Felix (Perez)—1998-2001
Herman, Floyd Caves—1933-34
Herman, William Jennings Bryan—1931-41
Hermansen, Chad Bruce—2002
Hermanski, Eugene Victor—1951-53
Hernandez, Guillermo (Villanueva)—1977-83
Hernandez, Jose Antonio (Figueroa)—1994-99, 2003
Hernandez, Ramon (Gonzalez)—1968, 1976-77
Hernandez, Salvador Jose (Ramos)—1942-43
Hernon, Thomas H.—1897
Herrera, Jonathan Alejandro—2015
Herrmann, LeRoy George—1932-33
Herrstein, John Ellett—1966
Herzog, Charles Lincoln—1919-20
Heyward, Jason Alias—2016-17
Hiatt, Jack E.—1970
Hibbard, James Gregory—1993
Hibbard, John Denison—1884

Hickerson, Bryan David—1995
Hickey, Edward A.—1901
Hickman, James Lucius—1968-73
Higbe, Walter Kirby—1937-1939
Higginbotham, Irving Clinton—1909
Hill, Glenallen—1993-94, 1998-2000
Hill, Koyie Dolan—2007-12
Hill, Richard Joseph—2005-08
Hill, William Robert—2002-03
Hillebrand, R.E.—1902
Hiller, Frank Walter—1950-51
Hillman, Darius Dutton—1955-59
Hines, Paul A.—1876-77
Hinslaw, Alexander Omar—2012
Hiser, Gene Taylor—1971-75
Hoak, Donald Albert—1956
Hobbie, Glen Frederick—1957-64
Hoeft, William Frederick—1965-66
Hoffman, Guy Alan—1986
Hoffman, Lawrence Charles—1901
Hoffpauir, James Micah—2008-10
Hofman, Arthur Frederick—1904-12, 1916
Hogg, Carter Bradley—1915
Hollandsworth, Todd Matthew—2004-05
Holley, Edward Edgar—1928
Hollins, Jessie Edward—1992
Hollison, John Henry—1892
Hollocher, Charles Jacob—1918-24
Holm, William Frederick Henry—1943-44
Holmes, Frederick C.—1904
Holtzman, Kenneth Dale—1965-71, 1978-79
Honan, Martin Weldon—1890-91
Hooton, Burt Carlton—1971-75
Horne, Berlyn Dale—1929
Hornsby, Rogers—1929-32
Hosley, Timothy Kenneth—1975-76
Houserman, John Franklin—1894
Houston, Tyler Sam—1996-99
Howard, George Elmer—1907-09
Howe, Calvin Earl—1952
Howell, Jay Canfield—1981
Howry, Bob Dean—2006-08, 2010
Hubbard, Michael Wayne—1995-97
Hubbard, Trinidad Aviel—2003
Hubbs, Kenneth Douglas—1961-63
Hudson, John Wilson—1941
Hughes, James Robert—1956
Hughes, Joseph Thompson—1902
Hughes, Roy John—1944-45
Hughes, Terry Wayne—1970
Hughes, Thomas James—1900-01
Hughey, James Ulysses—1893
Humphreys, Robert William—1965
Humphries, Albert—1913-15
Hundley, Cecil Randolph—1966-73, 1976-77
Hundley, Todd Randolph—2001-02
Hunter, Herbert Harrison—1916-17
Hunter, Raymond Thomas—2015
Huntzinger, Walter Henry—1926
Hurst, Frank O'Donnell—1934
Huson, Jeffrey Kent—2000
Hutchinson, Edwin Forrest—1890
Hutchison, William Forrest—1889-95
Hutson, George Herbert—1974

I (5 PLAYERS)

Ilsley, Blaise Francis—1994
Irvin, Monford Merrill—1956
Irwin, Charles Edwin—1893-95
Isbell, William Frank—1898
Izturis, Cesar David—2006-07

J (54 PLAYERS)

Jackson, Austin Jarriel—2015
Jackson, Brett Elliott—2012
Jackson, Damian Jacques—2004
Jackson, Danny Lynn—1991-92
Jackson, Darrin Jay—1985, 1987-89
Jackson Jr., Edwin—2013-15
Jackson, Lawrence Curtis—1963-66
Jackson, Louis Clarence—1958-59
Jackson, Ransom Joseph—1950-55, 1959
Jacobs, Anthony Robert—1948
Jacobs, Morris Elmore—1902
Jacobs, Raymond Frederick—1928
Jacobs, William Elmer—1924-25
Jacobson, Merwin John William—1916

Jaeckel, Paul Henry—1964
Jaeger, Joseph Peter—1920
Jahn, Arthur Charles—1925
James, Cleo Joel—1970-71, 1973
James, Richard Lee—1967
Jay, Jonathan Henry—2017
Jeffcoat, Harold Bentley—1948-55
Jelincich, Frank Anthony—1941
Jenkins, Ferguson Arthur—1966-73, 1982-83
Jennings, James Douglas—1993
Jennings, Robin Christopher—1996-97, 1999
Jestadt, Garry Arthur—1971
Jimenez, Manuel Emilio (Rivera)—1969
Johnson, Abraham—1893
Johnson, Benjamin Franklin—1959-60
Johnson, Clifford Jr.—1980
Johnson, David Allen—1978
Johnson, Donald Spore—1943-48
Johnson, Howard Michael—1995
Johnson, Kenneth Lance—1997-99
Johnson, Kenneth Travis—1969
Johnson, Louis Brown—1960, 1968
Johnson, Pierce William—2017
Johnson, Reed Cameron—2008-09, 2011-12
Johnson, Richard Allan—1958
Johnson, William Charles—1983-84
Johnston, James Harle—1914
Johnstone, John William Jr.—1982-84
Joiner, Roy Merrill—1934-35
Jokisch, Eric Spenser—2014
Jones, Charles Wesley (also played as Benjamin Wesley Rippay)—1877
Jones, Clarence Woodrow—1967-68
Jones, David Jefferson—1902-04
Jones, Douglas Reid—1996
Jones, Jacque Dewayne—2006-07
Jones, Percy Lee—1920-22, 1925-28
Jones, Samuel—1955-56
Jones, Sheldon Leslie—1953
Jonnard, Claude Alfred—1929
Jorges, William Frederick—1931-38, 1946-47

K (78 PLAYERS)

Kahoe, Michael Joseph—1901-02, 1907
Kaiser, Alfred Edward—1911
Kaiser, Clyde Donald—1955-57
Kalish, Ryan Michael—2014, 2016
Kane, John Francis—1909-10
Karchner, Matthew Dean—1998-2000
Karros, Eric Peter—2003
Katoli, John—1898-99
Kaufmann, Anthony Charles—1921-27
Kawasaki, Munenori—2016
Kearns, Edward Joseph—1924-25
Keating, Walter Francis—1913-15
Keen, Howard Victor—1921-25
Kelleher, John Patrick—1921-23
Kelleher, Michael Dennis—1976-80
Kellert, Frank William—1956
Kelly, George Lange—1930
Kelly, Joseph Henry—1916
Kelly, Joseph James—1926, 1928
Kelly, Michael Joseph—1880-86
Kelly, Robert Edward—1951-53
Kelton, David Wayne—2003-04
Kendall, Jason Daniel—2007
Kennedy, Junior Raymond—1982-83
Kennedy, Sherman Montgomery—1902
Kennedy, Theodore A.—1885
Keough, Matthew Lon—1986
Keough, Richard Martin—1966
Kerr, John Melville—1925
Kessinger, Donald Eulon—1964-75
Kieschnick, Michael Brooks—1996-97
Kilduff, Peter John—1917-19
Kilgus, Paul Nelson—1989
Killefer, William Lavier—1918-21
Killen, Frank Bissell—1900
Kilroy, Matthew Aloysius—1898
Kimball, Newell W.—1937-38
Kimm, Bruce Edward—1979
Kindall, Gerald Donald—1956-58, 1960-61
Kiner, Ralph McPherran—1953-54
King, Charles Gilbert—1958-59
King, James Hubert—1955-56
King, Raymond Keith—1999
Kingman, David Arthur—1978-80

Kinzie, Walter Harris—1884
 Kirby, James Herschel—1949
 Kitsos, Christopher Anestos—1954
 Kittridge, Malachi Jeddidah—1890-97
 Klein, Charles Herbert—1934-36
 Kling, John—1900-08, 1910-11
 Klippstein, John Calvin—1950-54
 Klugmann, Joe—1921-22
 Knak, Joseph Robert—1995
 Knabe, Franz Otto—1916
 Knisely, Peter Cole—1913-15
 Knowles, Darold Duane—1975-76
 Koenig, Mark Anthony—1932-33
 Koestner, Elmer Joseph—1914
 Koonce, Calvin Lee—1962-67
 Koronka, John Vincent—2005
 Korwan, James—1897
 Kowalik, Fabian Lorenz—1935-36
 Kraemer, Joseph Wayne—1989-90
 Kramer, Randall John—1990
 Kravec, Kenneth Peter—1981-82
 Krevich, Michael Andreas—1931
 Kreitner, Albert Joseph—1943-44
 Kremmel, James Louis—1974
 Krieg, William Frederick—1885
 Krock, August H.—1888-89
 Kroh, Floyd Myron—1908-10
 Krug, Everett Ben—1965-66
 Krug, Gary Eugene—1981
 Krug, Martin John—1922
 Krukow, Michael Edward—1976-81
 Kuenn, Harvey Edward—1965-66
 Kunkel, Jeffrey William—1992
 Kush, Emil Benedict—1941-42, 1946-49

L (91 PLAYERS)

La Russa, Anthony—1973
 La Stella, Thomas F.—2015-17
 Lackey, John Derran—2016-17
 LaCock, Ralph Pierre II—1972-76
 Lade, Doyle Marion—1946-50
 LaHair, Bryan Allan—2011-12
 Lake, Junior Osvaldo—2013-15
 Lake, Steven Michael—1983-86, 1993
 Lalli, Blake—2012
 Lamabe, John Alexander—1968
 Lamer, Pierre—1902
 Lamp, Dennis Patrick—1977-80
 Lancaster, Lester Wayne—1987-91
 Landrith, Hobert Neal—1956
 Landrum, Cedric Bernard—1991
 Landrum, Donald LeRoy—1962-65
 Landrum, Thomas William—1988
 Lanfranconi, Walter Oswald—1941
 Lange, William Alexander—1893-99
 Larkin, Frank S.—1878-79
 LaRoche, David Eugene—1973-74
 LaRose, Victor Raymond—1968
 Larsen, Don James—1967
 Larson, Daniel James—1982
 Lary, Alfred Allen—1954-55, 1962
 Lauer, John Charles—1890
 Lavender, James Sanford—1912-16
 Law, Vance Aaron—1988-89
 Lawton, Matthew—2005
 Lazzari, Anthony Michael—1938
 Leach, Thomas William—1912-14
 Lear, Frederick Francis—1918-19
 Leathers, Harold Langford—1920
 Leathersich, John Victor—2017
 Lee, Derrek Leon—2004-10
 Lee, Donald Edward—1966
 Lee, Thomas Frank—1884
 Lee, William Crutcher—1934-43, 1947
 Lefferts, Craig Lindsay—1983
 Leiber, Henry Edward—1939-41
 Leicester, Jonathan David—2004-05
 Leiffeld, Albert Peter—1912-13
 LeMahieu, David J.—2011
 LeMay, Richard Paul—1963
 Lemmonds, David Lee—1969
 Lennox, Robert Albert—1957
 Lennox, James Edgar—1912
 Leonard, Emil John—1949-53
 Leslie, Roy Reid—1917
 Lester, Jonathan Tyler—2015-17
 Lewis, Darren Joel—2002

Lezcano, Carlos Manuel (Rubio)—1980-81
 Lieber, Jonathan Ray—1999-2002, 2008
 Lillard, Robert Eugene—1936, 1939
 Lillibridge, Brent Stuart—2013
 Lilly, Theodore Roosevelt—2007-10
 Lim, Chang-Yong—2013
 Lindstrom, Frederick Charles (born Frederick Anthony Lindstrom)—1935
 Liniak, Cole Edward—1999-2000
 Littlefield, Richard Bernard—1957
 Littrell, Jack Napier—1957
 Livingston, Thompson Orville—1943, 1945-47
 Lobert, John Bernard—1905
 Locker, Robert Atwry—1973, 1975
 Loe, Kameron David—2013
 Lofton, Kenneth—2003
 Logan, Robert Dean—1937-38
 Long, Richard Dale—1957-59
 Long, William Douglas—1990
 Lopes, David Earl—1984-86
 Lopez, Rafael Manuel—2014
 Lopez, Rodrigo (Munoz)—2011
 Lorraine, Andrew Jason—1999-2000
 Loviglio, John Paul—1983
 Lowdermilk, Grover Cleveland—1912
 Lowe, Robert Lincoln—1902-03
 Lowery, Quenton Terrell—1997-98
 Lown, Omar Joseph—1951-54, 1956-58
 Lowrey, Harry Lee—1942-43, 1945-49
 Luby, John Perkins—1890-92
 Luderus, Frederick William—1909-10
 Lum, Michael Ken-Wai—1981
 Lundgren, Carl Leonard—1902-09
 Lundstedt, Thomas Robert—1973-74
 Lynch, Edward Francis—1986-87
 Lynch, Henry W.—1893
 Lynch, Matt Daniel—1948
 Lynch, Michael Joseph—1902
 Lynch, Thomas S.—1884
 Lynn, Japhet Monroe—1944
 Lytle, Edward Benson—1890

M (213 PLAYERS)

Mabry, John Steven—2006
 Machado, Robert Alexis—2001-02
 Macias, Jose Prado (Salazar)—2004-05
 Mack, Raymond James (born Raymond James Mlkovsky)—1947
 Mack, William Francis—1908
 Macko, Steven Joseph—1979-80
 Madden, Leonard Joseph—1912
 Maddern, Clarence James—1946, 1948-49
 Maddux, Gregory Alan—1986-92, 2004-06
 Madlock, Bill Jr.—1974-76
 Madrad, Salvador—1947
 Magadan, David Joseph—1996
 Magee, Leo Christopher (born Leopold Christopher Hoernschmeyer)—1919
 Magoon, George Henry—1899
 Maguire, Frederick Edward—1928
 Mahay, Ronald Matthew—2001-02
 Maholm, Paul G.—2012
 Mahomes, Patrick Lavon—2002
 Mahoney, Michael John—2000, 2002
 Maine, Scott—2010-12
 Mains, Willard Eben—1888
 Mairena, Oswaldo Antonito—2000
 Maisel, George John—1921-22
 Maksudian, Michael Bryant—1994
 Malarky, John S.—1899
 Maldonado, Candido (Guadarrama)—1993
 Malone, Perce Leigh—1928-34
 Maloney, William Alphonse—1905
 Mancuso, August Rodney—1939
 Manders, Harold Carl—1946
 Mann, Ben Garth—1944
 Mann, Leslie—1916-19
 Manville, Richard Wesley—1952
 Maples, Dillon Sean—2017
 Maranville, Walter James Vincent—1925
 Marmol, Carlos Agustin—2006-13
 Marquez, Gonzalo Enrique (Mora)—1973-74
 Marquez, Luis Angel (Sanchez)—1954
 Marquis, Jason Scott—2007-08
 Marriott, William Earl—1917, 1920-21
 Marshall, Rufus James—1958-59
 Marshall, Sean Christopher—2006-11

Marshall, William Riddle—1908
 Martin, Elwood Good—1918-22
 Martin, Frank—1898
 Martin, Jerry Lindsey—1979-80
 Martin, Joseph Clifton—1970-72
 Martin, Joseph Michael—1986
 Martin, Leonys (Tapanes)—2017
 Martin, Morris Webster—1959
 Martin, Stuart McGuire—1943
 Martinez, Angel Sandy—1998-99
 Martinez, Carmelo (Salgado)—1983
 Martinez, David—1986-88, 2000
 Martinez, Ramon E.—2003-04
 Marty, Joseph Anton—1937-39
 Martz, Randy Carl—1980-82
 Mason, Michael Paul—1987
 Massa, Gordon Richard—1957-58
 Mateo, Juan Manuel—2006
 Mateo, Marcos Aurelio (Lora)—2010-11
 Mather, Joseph Paul—2012
 Mathews, Nelson Elmer—1960-63
 Matthews, Gary Nathaniel—1984-87
 Matthews Jr., Gary Nathaniel—2000-01
 Mattick, Robert James—1938-40
 Matusz, Brian Robert—2016
 Mauch, Gene William—1948-49
 Mauck, Alfred Maris—1893
 Mauro, Carmen Louis—1948, 1950-51
 Maxwell, Jason Ramond—1998
 May, Derrick Brant—1990-94
 May, Frank Spruiell—1931-32
 Lum, Scott Francis—1991
 Mayer, Edwin David—1957-58
 McAfee, William Fort—1930
 McAnany, James—1961-62
 McAuley, James Earl—1925
 McBride, Algernon Griggs—1896
 McCabe, William Francis—1918-20
 McCall, Robert Leonard—1948
 McCarthy, Alexander George—1915-16
 McCarthy, John Arthur—1900, 1903-05
 McCauley, James Adelbert—1885
 McChesney, Harry Vincent—1904
 McClain, Scott Michael—2005
 McClellan, William Henry—1878
 McClendon, Lloyd Glenn—1989-90
 McConnell, George Neely—1914, 1916
 McCormick, James—1885-86
 McCormick, William J.—1896-1901
 McCullough, Clyde Edward—1940-43, 1946-48, 1953-56
 McDaniel, Lyndall Dale—1963-65
 McDonald, Darnell Tyrone—2013
 McDonald, Edward C.—1913
 McElroy, Charles Dwayne—1991-93
 McFarland, Lamont Amos—1895-96
 McGehee, Casey Michael—2008
 McGiff, William Vaness—1893-94
 McGinn, Daniel Michael—1972
 McGinnis, August—1893
 McGlothen, Lynn Everatt—1978-81
 McGriff, Frederick Stanley—2001-02
 McIntire, John Reid—1910-12
 McKnight, James Arthur—1960, 1962
 McLarry, Howard Zell—1915
 McLean, John Bannerman—1903
 McLish, Calvin Coolidge Julius Caesar Tuska-homa—1949, 1951
 McMath, Jimmy Lee—1968
 McMillan, Norman Alexis—1928-29
 McNichol, Brian David—1999
 McRae, Brian Wesley—1995-97
 McVey, Calvin Alexander—1876-77
 Meakim, George Clinton—1892
 Medina, Yoervis—2015
 Meers, Russell Harlan—1941, 1946-47
 Meier, David Keith—1988
 Mejias, Samuel Elias—1979
 Menefee, John—1900-1903
 Meoli, Rudolph Bartholomew—1978
 Merced, Orlando Luis (Villanueva)—1998
 Mercker, Kent Franklin—2004
 Meredith, Ronald Knox—1984-85
 Merkle, Frederick Charles—1917-20
 Merriman, Lloyd Archer—1955
 Merritt, William Henry—1891
 Mertes, Samuel Blair—1898-1900

Merullo, Leonard Richard—1941-47
 Mesner, Stephan Mathias—1938-39
 Metchovich, George Michael—1953
 Metzger, Roger Henry—1970
 Metzler, Alexander—1925
 Meyer, Lambert Dalton—1937
 Meyer, Russell Charles—1946-48, 1956
 Meyers, Chad William—1999-2001
 Michaels, Ralph Joseph—1924-26
 Mickelson, Edward Allen—1957
 Mieske, Matthew Todd—1998
 Mikkelsen, Peter James—1967-68
 Miklos, John Joseph—1944
 Miksis, Edward Thomas—1951-56
 Miles, Aaron Wade—2009
 Miller, Dakin Evans—1902
 Miller, Damian Donald—2003
 Miller, John Anthony—1947
 Miller, Kurt Everett—1998-99
 Miller, Lawrence H.—1922-25
 Miller, Robert Lane (born Robert Lane Gemeinweiser)—1970-71
 Miller, Roy Oscar—1910
 Miller, Wade Thomas—2006-07
 Miller, Ward Taylor—1912-13
 Milstead, George Earl—1924-26
 Minner, Paul Edison—1950-56
 Mitchell, Michael Francis—1913
 Mitre, Sergio Armando—2003-05
 Mitterwald, George Eugene—1974-77
 Moisan, William Joseph—1953
 Molina, Jose Benjamin (Matta)—1999
 Molinaro, Robert Joseph—1982
 Mollwitz, Frederick August—1913-14, 1916
 Monday, Robert James—1972-76
 Monroe, Craig Keystone—2007
 Montañez, Luis Anibal—2011
 Montero, Miguel Angel (Fernandez)—2015-17
 Montgomery, Michael Paul—2016-17
 Montreuil, Allan Arthur—1972
 Moolick, George Henry—1886
 Moore, Charles Wesley—1912
 Moore, Donnie Ray—1975, 1977-79
 Moore, Earl Alonzo—1913
 Moore, John Francis—1928-29, 1931-32, 1945
 Moore, Scott Alan—2006-07
 Mooty, J.T.—1940-1943
 Morales, Julio Ruben (Torres)—1974-77, 1981-83
 Moran, Patrick Joseph—1906-09
 Moran, William L.—1895
 Morandini, Michael Robert—1998-99
 Morehead, Seth Marvin—1959-60
 Morel, Ramon Rafael—1997
 Moreland, Bobby Keith—1982-87
 Morgan, Michael Thomas—1992-95, 1998
 Morgan, Robert Morris—1957-58
 Morgan, Vernon Thomas—1954-55
 Morhardt, Meredith Goodwin—1961-62
 Moriarty, George Joseph—1903-04
 Moroney, James Francis—1912
 Morris, Walter Edward—1922
 Morrissey, Michael Joseph—1902
 Moryn, Walter Joseph—1956-1960
 Moskau, Paul Richard—1983
 Mosolf, James Frederick—1933
 Moss, Charles Malcolm—1930
 Motte, Jason Louis—2015
 Moyer, Jamie—1986-88
 Mudrock, Phillip Ray—1963
 Mueller, William Richard—2001-02
 Mulholland, Terence John—1997-99
 Mulligan, Edward Joseph—1915-16
 Mumphrey, Jerry Wayne—1986-88
 Muncrief, Robert Cleveland—1949
 Munson, Joseph Martin Napoleon (born Joseph Martin Napoleon Carlson)—1925-26
 Murcer, Bobby Ray—1977-79
 Murphy, Daniel Francis—1960-62
 Murphy, Donald Rex—2013
 Murray, Anthony Joseph—1923
 Murray, Calvin Duane—2004
 Murray, James Oscar—1902
 Murray, John Joseph—1915
 Murton, Matthew Henry—2005-08
 Myers, Randall Kirk—1993-95
 Myers, Richard—1956

Myers, Rodney Luther—1996-99
 Myers, William Harrison—1941

N (42 PLAYERS)

Nabholz, Christopher William—1995
 Nady, Xavier Clifford VI—2010
 Nagle, Thomas Edward—1890-91
 Napier, Skelton LeRoy—1918
 Nathan, Joseph Michael—2016
 Nation, Joseph Paul—2000
 Navarro, Dioner Favian (Vivas)—2013
 Navarro, Jaime—1995-96
 Neal, Thomas Joseph—2013
 Needham, Thomas Joseph—1909-14
 Neeman, Calvin Amandus—1957-60
 Neff, Arthur Neukom—1927-29
 Nelson, Lynn Bernard—1930, 1933-34
 Nen, Richard LeRoy—1968
 Nevin, Phillip Joseph—2006
 Newkirk, Joel Inez—1919-20
 Newman, Charles—1892
 Newman, Raymond Francis—1971
 Newsom, Louis Norman—1932
 Nichols, Arthur Francis (born Arthur Francis Meikle)—1898-1900
 Nichols, Dolan Levon—1958
 Nicholson, William Beck—1939-48
 Nicol, George Edward—1891
 Nicol, Hugh—1881-82
 Niekro, Joseph Franklin—1967-69
 Nieves, Jose Miguel (Pinto)—1998-2000
 Nipper, Albert Samuel—1988
 Noce, Paul David—1987
 Noles, Dickie Ray—1982-84, 1987
 Noonan, Peter John—1906
 Nordhagen, Wayne Oren—1983
 Noren, Irving Arnold—1959-1960
 Norman, Freddie Hubert—1964, 1966-67
 North, William Alex—1971-1972
 Northey, Ronald James—1950, 1952
 Norton, Phillip Douglas—2000, 2003
 Nottebart, Donald Edward—1969
 Novikov, Louis Alexander—1941-44
 Novoa, Roberto—2005-06
 Novotny, Ralph Joseph—1949
 Nunez, Jose (Jimenez)—1990
 Nye, Richard Raymond—1966-69

O (34 PLAYERS)

O'Berry, Preston Michael—1980
 O'Brien, John J.—1893
 O'Brien, Peter James—1890
 O'Connor, John Charles—1916
 O'Dea, James Kenneth—1935-38
 O'Farrell, Robert Arthur—1915-25, 1934
 O'Hagen, Harry P.—1902
 Ohman, William McDaniel—2000-01, 2005-07
 Ohja, Octavio—2000-03
 O'Leary, Troy Franklin—2003
 Oliver, Eugene George—1968-69
 Oliver, Nathaniel—1969
 Olsen, Bernard Charles—1941
 Olsen, Vern Jarl—1939-42, 1946
 Olt, Michael George—2014-15
 O'Malley, Ryan Joseph—2006
 O'Neill, John Joseph—1904-05
 O'Neill, Robert Emmett—1946
 Ontiveros, Steven Robert—1977-80
 Ordonez, Reynaldo—2004
 Orié, Kevin Leonard—1997-98, 2002
 Ortiz, Jose Luis (Irizary)—1971
 Ortiz, Ramon Diogenes (Ortiz)—2011
 Osborn, John Bode—1925-27, 1929-30
 Osborne, Donovan—2002
 Osborne, Earnest Preston—1922-24
 Ostrowski, John Thaddeus—1943-46
 Otero, Regino Jose (Gomez)—1945
 Otto, William Joseph—1962, 1964
 Otto, David Alan—1994
 Overall, Orval—1906-10, 1913
 Owitz, Ernest Gayhart—1911
 Owen, Arnold Malcolm—1949-51
 Owen, Dave—1983-85

P (98 PLAYERS)

Packard, Eugene Milo—1916-17
 Pafko, Andrew—1943-51

Pagan, Angel—2006-07
 Page, Vance Linwood—1938-41
 Pagel, Karl Douglas—1978-79
 Pail, Donn Steven—1994
 Palmeiro, Rafael (Corrales)—1986-88
 Pappas, Erik Daniel—1991
 Pappas, Milton Stephen (born Miltiades Stergios Pappastegios)—1970-73
 Parent, Mark Alan—1994-95
 Parker, Harley Park—1893, 1895-96
 Parker, Richard Blake—2012-14
 Parmelee, LeRoy Earl—1937
 Parrott, Thomas William—1893
 Parrott, Walter Edward—1892-95
 Paskert, George Henry—1918-20
 Passeau, Claude William—1939-47
 Patterson, Donald Corey—2000-05
 Patterson, Eric Scott—2007-08
 Patterson, Kenneth Brian—1992
 Patterson, Reginald Allen—1983-85
 Patterson, Robert Chandler—1996-98
 Patton, David Christopher—2009
 Patton, Spencer Burdette—2016
 Paul, Joshua William—2003
 Paul, Michael George—1973-74
 Pavlas, David Lee Jr.—1990-91
 Pawelek, Theodore John—1946
 Pearce, George Thomas—1912-16
 Pechous, Charles Edward—1916-17
 Pedre, Jorge Enrique—1992
 Pedroes, Charles P.—1902
 Peña, Carlos Felipe—2011
 Peña, Felix Ricardo—2016-17
 Pena, Roberto Cesar (Zapata)—1965-66
 Penner, Kenneth William—1929
 Pepitone, Joseph Anthony—1970-73
 Peralta, Joel (Gutierrez)—2016
 Perez, Michael Irvin—1995-96
 Perez, Neifi Neftali (Diaz)—2004-06
 Perez, Yorkis Miguel (Vargas)—1991
 Perkowski, Harry Walter—1955
 Perliman, Jonathan Samuel—1985
 Perry, Herbert Scott—1916
 Perry, William Patrick—1988-89
 Peters, John Paul—1876-77, 1879
 Petrick, William John III—2007
 Pettit, Robert Henry—1887-88
 Petty, Jesse Lee—1930
 Pfeffer, Francis Xavier—1905, 1910
 Pfeffer, Nathaniel Frederick—1883-89, 1891, 1896-97
 Pfister, John Albert (born John Albert Hagenbush)—1906-11
 Phelan, Arthur Thomas—1913-15
 Phelps, Ernest Gordon—1933-34
 Phillips, Adolfo Emilio (Lopez)—1966-69
 Phillips, William Taylor—1958-59
 Phoebe, Thomas Harold—1972
 Phyle, William Joseph—1898-99
 Pick, Charles Thomas—1918-19
 Pick, Edgar Everett—1927
 Pico, Jeffrey Mark—1988-90
 Pie, Felix—2007-08
 Pierce, Raymond Lester—1924
 Piercy, Andrew J.—1881
 Piercy, William Benton—1926
 Pierre, Juan D'Vaughn—2006
 Pignatiello, Carmen Peter—2007-08
 Plkuzis, George Richard—1956
 Pina, Horacio (Garcia)—1974
 Pisciotta, Marc George—1997-98
 Pittinger, Clarke Alonzo—1925
 Pizarro, Juan Roman (Cordova)—1970-73
 Platt, Mizell George—1942-43
 Plesac, Daniel Thomas—1993-94
 Plummer, William Francis—1968
 Poholsky, Thomas George—1957
 Pollet, Howard Joseph—1953-55
 Ponder, Charles Elmer—1921
 Poorman, Thomas Iverson—1880
 Popovich, Paul Edward—1964, 1966-67, 1969-73
 Porter, Marquis Donnell—1999
 Porterfield, Erwin Coolidge—1959
 Powell, William Burris—1912
 Powers, Phillip B.—1878
 Prall, Wilfred Anthony—1975

Pramesa, John Steven—1952
Pratt, Andrew Elias—2004
Pratt, Todd Alan—1995
Prendergast, Michael Thomas—1916-17
Pressnell, Forest Charles—1941-42
Prim, Raymond Lee—1943, 1945-46
Prince, Donald Mark—1962
Prior, Mark William—2002-06
Proly, Michael James—1982-83
Putman, Eddy William—1976, 1978
Putnam, Steven Zachary McGuire - 2013
Pyecha, John Nicholas—1954
Pyle, Harry Thomas—1887

Q (8 PLAYERS)

Qualls, James Robert—1969
Quest, Joseph L.—1879-1882
Quevedo, Ruben Eduardo (Yetez)—2000
Quinn, Frank J.—1899
Quinn, Joseph C.—1877
Quinn, Wellington Hunt—1941
Quinones, Luis Raul (Torruellas)—1987
Quintana, Jose Guillermo—2017

R (105 PLAYERS)

Radatz, Richard Raymond—1967
Rader, David Martin—1978
Raffensberger, Kenneth David—1940-41
Ragan, Don Carlos Patrick—1909
Rain, Steven Nicholas—1999-2000
Rainey, Charles David—1983-84
Raley, Brooks Lee—2012-13
Ramazzotti, Robert Louis—1949-53
Ramirez, Aramis (Nin)—2003-11
Ramirez, Neil Andrew—2014-16
Ramos, Domingo Antonio (DeRamos)—1989-90
Ramsdell, James Willard—1952
Ramsey, Fernando David—1992
Randall, Newton J.—1907
Randle, Leonard Shenoff—1980
Ranew, Merritt Thomas—1963-64
Ransom, Bryan Cody - 2013
Rapada, Clayton Anthony—2007
Rasmussen, Dennis Lee—1992
Raub, Thomas Jefferson—1903
Raudman, Robert Joyce—1966-67
Raymer, Frederick Charles—1901
Reberger, Frank Beall—1968
Recker, Anthony Vito—2012
Reed, Jeffrey Scott—1999-2000
Regan, Philip Raymond—1968-72
Reich, Herman Charles—1949
Reilly, Charles—1896
Reilly, Harold John—1919
Reitz, Kenneth John—1981
Reis, Lawrence P.—1877-1878
Remlinger, Michael John—2003-05
Remsen, John Jay—1878-79
Renfroe, Cohen Williams—1991
Renko, Steven—1976-77
Restovich, Michael Jerome—2006
Reulbach, Edward Marvin—1905-13
Reuschel, Paul Richard—1975-78
Reuschel, Ricky Eugene—1972-81, 1983-84
Reyes, Jose Ariel (Ramirez) - 2006
Reynolds, Archie Edward—1968-70
Reynolds, Carl Nettles—1937-39
Rhoads, Robert Barton—1902
Rhodes, Karl Derrick—1993-95
Rice, Delbert—1960
Rice, Harold Houston—1954
Rice, Leonard Oliver—1945
Richard, Clayton Colby—2015-16
Richards, Fred Charles—1951
Richbourg, Lance Clayton—1932
Richie, Lewis A.—1910-1913
Richmond, Beryl Justice—1933
Richter, Emil Henry—1911
Rickert, Marvin August—1942, 1946-47
Riley, George Michael—1979-80
Ripley, Allen Stevens—1982
Rivera, Rene—2017
Rivera, Roberto (Diaz)—1995
Rizzo, Anthony Vincent—2012-17
Roach, Donn Mitchell—2015
Roach, Melvin Earl—1961
Roach, Rudolph Charles (born Rudolph Charles

Weichbrodt)—1899
Roat, Frederick R.—1892
Roberson, Kevin Lynn—1993-95
Roberts, David Arthur—1977-78
Roberts, Robin Evan—1966
Robertson, Daryl Berdene—1962
Robertson, Davis Aidelotte—1919-21
Robertson, Donald Alexander—1954
Robinson, Jeffrey Daniel—1992
Rodgers, Kenneth Andre Ian—1961-64
Rodney, Fernando—2015
Rodriguez, Fernando Pedro (Borrego)—1958
Rodriguez, Henry Alberto - 2013
Rodriguez, Henry Anderson (Garcia)—1998-2000
Rodriguez, Roberto (Munoz)—1970
Rogell, William George—1940
Rohn, Daniel Jay—1983-84
Rojas, Melquiades (Medrano)—1997
Rondon, Hector Luis—2013-17
Roomes, Rolando Audley—1988
Root, Charles Henry—1926-41
Rosello, David (Rodriguez)—1972-77
Ross, David Wade—2015-16
Ross, Gary Douglas—1968-69
Rosscup, Zachary—2013-15, 2017
Rowan, John Albert—1911
Rowdon, Wade Lee—1987
Rowe, David Elwood—1877
Roy, Luther Franklin—1927
Roznovsky, Victor Joseph—1964-65
Rudolph, John Herman—1904
Rudolph, Kenneth Victor—1969-73
Ruether, Walter Henry—1917
Ruggiano, Justin Marshall—2014
Rusch, Glendon James—2004-06
Rush, Robert Ransom—1948-57
Rusin, Christopher Patrick—2012-14
Russell, Addison W.—2015-17
Russell, Glen David—1939-42
Russell, Jack Erwin—1938-39
Russell, James Clayton—2010-15
Ruthven, Richard David—1983-86
Ryan, Jimmy Edward—1885-89, 1891-1900
Ryu, Jae Kuk—2006

S (198 PLAYERS)

Saier, Victor Sylvester—1911-17
Salazar, Argenis Antonio (Yezpe)—1988
Salazar, Luis Ernesto (Garcia)—1989-92
Samaradzija, Jeffrey Alan—2008-14
Sanchez, Eduardo Nazareth (Guzman) - 2013
Sanchez, Felix Antonio—2003
Sanchez, Jesus Paulino—2002
Sanchez, Rey Francisco (Guadalupe)—1991-97
Sandberg, Ryne Dee—1982-94, 1996-97
Sanders, Scott Gerald—1999
Sanderson, Scott Douglas—1984-89
Santiago, Benito (Rivera)—1999
Santo, Ronald Edward—1960-73
Sappelt, David J.—2012-13
Sauer, Edward—1943-45
Sauer, Henry John—1949-1955
Savage, Theodore Edmund Jr. (born Ephesian Savage)—1967-68
Sawatski, Carl Ernest—1948, 1950, 1953
Scales, Bobby Leon—2009-10
Scanlan, Robert Guy Jr.—1991-93
Schaefer, Herman A.—1901-02
Schaffer, Jimmie Ronald—1963-64
Schaffernoth, Joseph Arthur—1959-61
Scheffing, Robert Boden—1941-42, 1946-50
Schenz, Henry Leonard—1946-49
Schierholtz, Nathan John - 2013-14
Schick, Maurice Francis—1917
Schiraldi, Calvin Drew—1988-89
Schlafly, Harry Linton—1902
Schlitter, Brian Patrick—2010, 2014-15
Schmidt, Frederick Albert—1947
Schmitz, John Albert—1941-42, 1946-51
Schorr, Edward Walter—1915
Schramka, Paul Edward—1953
Schreiber, Henry Walter—1926
Schriver, William Frederick—1891-94
Schroll, Albert Bringhurst—1960
Schult, Arthur William—1959-60
Schulte, Frank M.—1904-16
Schulte, John Clement—1929

Schultz, Charles Budd—1975-76
Schultz, George Warren—1961-63
Schultz, Joseph Charles Sr.—1915
Schultz, Robert Duffy—1951-53
Schulze, Donald Arthur—1983-84
Schurr, Wayne Allen—1964
Schuster, William Charles—1943-45
Schwarber, Kyle Joseph—2015-17
Schwenck, Rudolph Christian—1909
Scott, Floyd John—1926-27
Scott, Gary Thomas—1991-92
Scott, Milton Parker—1882
Scott, Richard Lewis—1964
Scott, Rodney Darrell—1978
Seaton, Thomas Gordon—1916-17
Secory, Frank Edward—1944-46
Segelke, Herman Neils—1982
Seibert, Kurt Elliott—1979
Selma, Richard Jay—1969
Sember, Michael David—1977-78
Seoane, Manuel Modesto—1978
Serafini, Daniel Joseph—1999
Serena, William Robert—1949-54
Seraivs, Scott Daniel—1995-98
Sewell, Thomas Wesley—1927
Shaffer, George—1879
Shamsky, Arthur Louis—1972
Shannon, Maurice Joseph—1926
Shantz, Robert Clayton—1964
Shaw, Robert John—1967
Shaw, Samuel E.—1893
Shay, Arthur Joseph—1916
Shealy, Albert Berley—1930
Shean, David William—1911
Sheckard, Samuel James Tilden—1906-12
Shields, Thomas Charles—1993
Shoun, Clyde Mitchell—1935-37
Shumpert, Terrance Darnell—1996
Sicking, Edward Joseph—1916
Signer, Walter Donald Aloysius—1943, 1945
Silva, Carlos—2010
Silvera, Charles Anthony Ryan—1957
Simmons, Curtis Thomas—1966-67
Simon, Randall Carlito—2003
Simpson, Thomas Leo—1953
Singleton, Bert Elmer—1957-59
Sizemore, Theodore Crawford—1979
Skidmore, Robert Roe—1970
Slagle, James Franklin—1902-08
Slapnicka, Cyril Charles—1911
Slaughter, Sterling Feore—1964
Sloat, Dwain Clifford—1949
Slocumb, Heathcliff—1991-93
Smalley, Roy Frederick Sr.—1948-53
Smith, Alexander Benjamin—1904
Smith, Bobby Gene—1962
Smith, Charles Edwin—1911-14
Smith, Charles William—1969
Smith, David Stanley Jr.—1991-92
Smith, Earl Leonard—1916
Smith, Gregory Alan—1989-90
Smith, Harry W.—1877
Smith, Jason William—2001
Smith, John Dwight—1989-93
Smith, Joseph Michael—2016
Smith, Lee Arthur Jr.—1980-87
Smith, Lewis Oscar—1906
Smith, Paul Leslie—1958
Smith, Robert Eldridge—1931-32
Smith, Robert Walkay—1959
Smith, Willie—1968-70
Smyth, Steven Delton—2002
Snyder, Bradley Michael—2010-11
Socolovich, Miguel A.—2012
Soler, Jorge Carlos (Castillo)—2014-16
Solis, Marcelino—1958
Solomon, Eddie Jr.—1975
Sommers, Joseph Andrews—1889
Sommers, Rudolph—1912
Sorensen, Lary Alan—1985
Soriano, Alfonso Guilleard—2007-13
Soriano, Rafael—2015
Sosa, Samuel (Peralta)—1992-04
Soto, Geovany (Ponce)—2005-12
Spalding, Albert Goodwill—1876-78
Spangler, Albert Donald—1967-71

Speake, Robert Charles—1955, 1957
 Speier, Chris Edward—1985-86
 Speier, Justin James—1998
 Sperring, Robert Walter—1974-76
 Spongberg, Carl Gustav—1908
 Spradlin, Jerry Carl—2000
 Sprague, Charles Wellington—1887
 Spring, Jack Russell—1964
 St. Vrain, James Marcellin—1902
 Stack, William Edward—1913-14
 Stainback, George Tucker—1934-37
 Stairs, Matthew Wade—2001
 Staley, George Gaylord—1925
 Standridge, Alfred Peter—1915
 Stanky, Edward Raymond—1943-44
 Stanley, Joseph Bernard—1909
 Stanton, Thomas Patrick—1904
 Starr, Raymond Francis—1945
 Start, Joseph—1878
 Statz, Arnold John—1922-25
 Stauffer, Charles Edward—1923
 Stedronsky, John—1879
 Steenstra, Kenneth Gregory—1998
 Stevens, Morris Dale—1962
 Stein, Edward F.—1890-91
 Stein, William Randolph—1982
 Steinfeldt, Harry M.—1906-1910
 Stelmazek, Richard Francis—1974
 Stenzel, Jacob Charles (born Jacob Charles Stelzie)—1890
 Stephenson, Chester Earl—1971
 Stephenson, Jackson Riggs—1926-34
 Stephenson, John Herman—1967-68
 Stephenson, Joseph Chester—1944
 Stephenson, Phillip Raymond—1989
 Stephenson, Walter McQueen—1935-36
 Stevens, David James—1997-98
 Stevens, Jeffery Allen—2009-11
 Stewart, Asa—1895
 Stewart, Charles Eugene—1913-14
 Stewart, Ian Kenneth—2012
 Stewart, James Franklin—1963-67
 Stewart, William Macklin—1944-45
 Stoddard, Timothy Paul—1984
 Stone, Steven Michael—1974-76
 Stoneman, William Hamby—1967-68
 Straily, Daniel Steven—2014
 Strain, Joseph Allan Jr.—1981
 Strang, Samuel Nicklin (born Samuel Strang Nicklin)—1900, 1902
 Strange, Joseph Douglas—1991-92
 Stratton, C. Scott—1894-95
 Stringer, Louis Bernard—1941-42, 1946
 Strop, Pedro Angel—2013-17
 Stueland, George Anton—1921-23, 1925
 Sturgeon, Robert Howard—1940-42, 1946-47
 Sturtz, Tanyon James—1995-96
 Stryces, Christopher Desmond—2002
 Sullivan, John Lawrence—1921
 Sullivan, Martin C.—1887-88
 Sullivan, Michael Joseph—1890
 Sullivan, William—1878
 Summers, John Junior II—1975-76
 Sunday, William Ashley—1883-87
 Sundberg, James Howard—1987-88
 Sutcliffe, Elmer Ellsworth—1884-85
 Sutcliffe, Richard Lee—1984-91
 Sutter, Howard Bruce—1976-80
 Swartzbaugh, David Theodore—1995-97
 Sweeney, Ryan Joseph—2013-14
 Sweeney, William John—1907, 1914
 Sweetland, Lester Leo (born Leo Sweetland)—1931
 Swisher, Steven Eugene—1974-77
 Szczur, Matthew—2014-17

T (71 PLAYERS)

Tabb, Jerry Lynn—1976
 Tabler, Patrick Sean—1981-82
 Taguchi, So—2009
 Takahashi, Hisanori—2013
 Talbot, Robert Dale—1953-54
 Tanner, Charles William—1957-58
 Tapani, Kevin Ray—1997-2001
 Tappe, Elvin Walter—1954-56, 1958, 1960, 1962
 Tappe, Theodore Nash—1955
 Tate, Henry Bennett—1934
 Tatis, Ramon Francisco (Medrano)—1997

Tavarez, Julian—2001
 Taylor, Antonio Nemesio (Sanchez)—1958-60
 Taylor, C.L.—1925
 Taylor, Daniel Turney—1929-32
 Taylor, Harry Warren—1932
 Taylor, James Wren—1929-33
 Taylor, John W.—1898-03, 1906-07
 Taylor, Samuel Douglas—1958-62
 Teachout, Arthur John—1930-31
 Teagarden, Taylor Hill—2015
 Tebeau, Oliver Wendell—1887
 Telemaco, Amaury (Regalado)—1996-98
 Tener, John Kinley—1888-89
 Terry, William H.—1894-97
 Terry, Zebulon Alexander—1920-22
 Terwilliger, Willard Wayne—1949-51
 Tewksbury, Robert Alan—1987-88
 Thacker, Morris Benton—1958, 1960-62
 Theriot, Ryan Stewart—2005-10
 Thomas, Frank Joseph—1960-61, 1966
 Thomas, James Leroy—1966-67
 Thomas, Robert William—1921
 Thompson, Vernon Scot—1978-83
 Thomson, Robert Brown—1958-59
 Thornton, Andre—1973-1976
 Thornton, Walter Miller—1895-98
 Thorpe, Robert Joseph—1955
 Tidrow, Richard William—1979-82
 Tiefenauer, Bobby Gene—1968
 Timmons, Osborne Llewellyn—1995-96
 Tincup, Austin Ben—1928
 Tinker, Joseph Bert—1902-12, 1916
 Tinning, Lyle Forrest—1932-34
 Todd, Alfred Chester—1940-41, 1943
 Todd, James Richard Jr.—1974, 1977
 Tolson, Charles Julius—1926-27, 1929-30
 Tompkins, Ronald Everett—1971
 Toney, Fred Alexandria—1911-13
 Torres, Hector Epitacio (Marroquin)—1971
 Toth, Paul Louis—1962-64
 Trachsel, Stephen Christopher—1993-99, 2007
 Tracy, Chad Austin—2010
 Tracy, James Edwin—1980-81
 Traffley, William Franklin—1878
 Tremel, William Leonard—1954-56
 Trillo, Jesus Manuel (Marcano)—1975-78, 1986-88
 Triplett, Herman Coaker—1938
 Trout, Steven Russell—1983-87
 Truby, Harry Garvin—1895-96
 Tseng, Jen-Ho—2017
 Tucker, Michael Anthony—2001
 Turgeon, Eugene Joseph—1923
 Turner, Jacob Edward—2014
 Turner, Theodore Holhot—1920
 Twombly, Clarence Edward—1920-21
 Tyler, George Albert—1918-21
 Tyree, Earl Carlton—1914
 Tyrone, James Vernon—1972, 1974-75
 Tyrone, Oscar Wayne—1976
 Tyson, Michael Ray—1980-81

U (3 PLAYERS)

Uehara, Koji—2017
 Upham, John Leslie—1967-68
 Usher, Robert Royce—1952

V (32 PLAYERS)

Valaika, Christopher Andrew—2014
 Vail, Michael Lewis—1978-80
 Valbuena, Luis Adan—2012-14
 Valdes, Ismael—2000
 Valdes, Pedro Jose (Manzo)—1996, 1998
 Valentineti, Vito John—1956-57
 Van Buren, Jermaine Russell—2005
 Vandenberg, Harold Harris—1944-45
 Vander Meer, John Samuel—1950
 Van Haltren, George Edward Martin—1887-89
 Van Poppel, Todd Matthew—2000-01
 VanRyn, Benjamin Ashley—1998
 Van Zandt, Charles Isaac—1904
 Varga, Andrew William—1950-51
 Varsho, Gary Andrew—1988-90
 Vaughn, James Leslie—1913-21
 Veras, Jose Enger—2014
 Verban, Emil Matthew—1948-50
 Veres, David Scott—2003
 Veres, Randolph Ruhland—1994

Vernon, Joseph Henry—1912
 Veryzer, Thomas Martin—1983-84
 Vickery, Thomas Gill—1891
 Villanueva, Carlos Manuel (Paulino)—2013-14
 Villanueva, Hector (Balasquide)—1990-92
 Vitters, Joshua Warren—2012
 Vizcaino, Arodys—2014
 Vizcaino, Jose Luis (Pimental)—1991-93
 Vizcaino, Luis Arias—2009
 Vogel, Otto Henry—1923-1924
 Voiselle, William Symmes—1950
 Volstad, Christopher Kenneth—2012

W (112 PLAYERS)

Waddell, George Edward—1901
 Waddell, Jason Robert—2009
 Wada, Tsuyoshi—2014-15
 Wade, Benjamin Styron—1948
 Wade, Galeard Lee—1955-56
 Waitkus, Edward Stephen—1941, 1946-48
 Waitt, Charles C.—1877
 Walbeck, Matthew Lovick—1993
 Walker, Albert Bluford—1948-51
 Walker, Cleo—1985-87, 1991-92
 Walker, Harry William—1949
 Walker, James Roy—1917-18
 Walker, Michael Charles—1995
 Walker, Todd Arthur—2004-06
 Wallace, Clarence Eugene—1915
 Waller, Elliott Tyrone—1981-82
 Wallis, Harold Joseph—1975-78
 Wallis, Ray Lee—1957-59
 Walrond, Leslie Dale—2006
 Walsh, Thomas Joseph—1906
 Walton, Jerome O'Terrell—1989-92
 Ward, Chris Gilbert—1972, 1974
 Ward, Daryle Lamar—2007-08
 Ward, Preston Meyer—1950, 1953
 Ward, Richard Ole—1934
 Warneke, Lonnie—1930-36, 1942-43, 1945
 Warner, Hoke Hayden—1921
 Warner, Jack Dyer—1962-65
 Warren, Adam P.—2016
 Warstler, Harold Burton—1940
 Warwick, Carl Wayne—1966
 Watkins, Vincent Logan—2013-14
 Watson, Charles John—1913
 Watt, Edward Dean—1975
 Weathers, John David—2001
 Weaver, Harry Abraham—1917-19
 Weaver, James Dement—1934
 Weaver, Orville Forest—1910-11
 Webb, William Earl—1927-28
 Webster, Mitchell Dean—1988-89
 Webster, Ramon Alberto—1971
 Weimer, Jacob—1903-05
 Weiner, Phillip Walter—1927-28
 Weis, Arthur John—1922-25
 Welch, John Vernon—1926-28, 1931
 Wellemeyer, Todd Allen—2003-05
 Wells, Randy David—2008-12
 Wendell, Steven John—1993-97
 Wengert, Donald Paul—1998
 Wheeler, Floyd Clark—1923-24
 Whisenant, Thomas Peter—1956
 White, Derrick Ramon—1998
 White, Elder Lafayette—1962
 White, James Laurie—1876
 White, Jerome Cardell—1978
 White, Rondell Bernard—2000-01
 Whitehill, Earl Oliver—1939
 Whiteside, Dustin Eli—2014
 Wicker, Robert Kitridge—1903-06
 Wiedemeyer, Charles John—1934
 Wilcox, Milton Edward—1975
 Wilhelm, James Hoyt—1970
 Wilke, Henry Joseph—1927
 Wilkerson, Curtis Vernon—1989-90
 Wilkins, Dean Allan—1989-90
 Wilkins, Richard David—1991-95
 Will, Robert Lee—1957-58, 1960-63
 Williams, Arthur Franklin—1902
 Williams, Billy Leo—1959-74
 Williams, Brian O'Neal—2000
 Williams, Dewey Edgar—1944-47
 Williams, Fred—1912-17
 Williams, Jerome Lee—2005-06

Williams, Mitchell Steven—1989-90
 Williams, Otto George—1903-04
 Williams, Walter Merrill—1902-03
 Williams, Washington J.—1885
 Williamson, Edward Nagle—1879-89
 Williamson, Scott Ryan—2005-06
 Willis, James Gladden—1953-54
 Willis, Elliott Taylor—1982
 Wilmot, Walter Robert—1890-95
 Wilson, Arthur Earl—1916-17
 Wilson, Enrique Martes—2005
 Wilson, Justin James—2017
 Wilson, Lewis Robert—1926-31
 Wilson, Stephen Douglas—1989-91
 Wilson, Willie James—1993-94
 Winceniak, Edward Joseph—1956-57
 Wirts, Elwood Vernon—1921-23
 Wise, Kendall Cole—1957
 Wolfe, Harold—1917
 Wolter, Harry Meigs—1917
 Wolverton, Harry Sterling—1898-1900
 Womack, Anthony Darrell—2003, 2006
 Wood, Kerry Lee—1998, 2000-08, 2011-12
 Wood, Travis A.—2012-16

Woodall, David Bradley—1999
 Woods, Gary Lee—1982-85
 Woods, James Jerome—1957
 Woods, Walter Sydney—1898
 Worrell, Timothy Howard—2000
 Wortman, William Lewis—1916-18
 Wright, David William—1897
 Wright, Melvin James—1960-61
 Wright, Patrick Francis—1890
 Wright, Robert Cassius—1915
 Wright, Dequam LaWesley—2014
 Wrona, Richard James—1988-90
 Wuertz, Michael James—2004-08
 Wynne, Marvell—1989-90
 Wyse, Henry Washington—1942-47

Y (12 PLAYERS)

Yantz, George Webb—1912
 Yelding, Eric Girard—1993
 Yerkes, Charles Carroll—1932-33
 Yerkes, Stephen Douglas—1916
 York, Anthony Batton—1944
 York, James Edward—1921
 Yost, August—1893

Yoter, Elmer Ellsworth—1927-28
 Young, Anthony Wayne—1994-95
 Young Jr., Daniel Bracey—2000
 Young, Donald Wayne—1965, 1969
 Young, Eric Orlando—2000-01

Z (15 PLAYERS)

Zabel, George Washington—1913-15
 Zagunis, Mark Raymond—2017
 Zahn, Geoffrey Clayton—1975-76
 Zambrano, Carlos Alberto (Matos)—2001-11
 Zambrano, Eduardo Jose (Guerra)—1993-94
 Zamora, Oscar Joseph (Sosa)—1974-76
 Zastryzny, Robert John—2016-17
 Zeider, Rollie Hubert—1916-18
 Zeile, Todd Edward—1995
 Zick, Robert George—1954
 Zimmer, Donald William—1960-61
 Zimmerman, Henry—1907-1916
 Zobrist, Benjamin Thomas—2016-17
 Zuleta, Julio Ernesto (Tapia)—2000-01
 Zwilling, Edward Harrison—1916

RUNS SCORED — RUNS ALLOWED

The Cubs mark for scoring in consecutive games is 127, set from June 15, 1958-May 13, 1959. The team record for scoring in consecutive contests in one season is 109, set in 1943 (May 23-September 18).

The longest streak for Cubs pitchers without hurling a shutout is 106 games, set in 1901 (May 18-September 20).

On June 29, 1897, the Cubs scored at least one run in every inning in a 36-7 victory at Louisville. That was the only time in club history that the team scored at least one run in every frame. The last time the Cubs surrendered at least one run in every inning took place May 5, 1999, vs. Colorado at Wrigley Field.

Since 1900, the Cubs have thrown three consecutive shutouts seven times, with the last occurrence taking place July 21-July 24, 1992 — when the Cubs won 1-0 and 3-0 at Cincinnati and 1-0 at Houston.

The last time the Cubs threw shutouts in both games of a doubleheader occurred July 11, 1965, vs. St. Louis at Wrigley Field (identical 6-0 scores).

The Cubs were held scoreless in a National League-record 48 consecutive innings June 15-June 21, 1968. The club was blanked in four straight games June 16-June 20.

The last time the Cubs allowed three runs or fewer total during a Wrigley Field three-game set occurred September 15-17, 2014 vs. Cincinnati (1-0, 7-0, 3-1) ... the Cubs have allowed just one run total in a three-game series five times since 1900, most recently June 30-July 2, 2015 at New York-N.L.

From July 5-July 7, 2001, the Cubs scored 38 runs over a three-game span — winning by scores of 13-4 at New York and 15-9 and 10-6 at Detroit. Over the three-game span, the Cubs recorded 50 hits — including 21 for extra bases (12 doubles, four triples, five homers).

In 1930, the Cubs established a team record by reaching the 10-run plateau in five-straight games, June 1-June 6. During that stretch — the only time in club history that the team had a double-digit runs streak surpassing three games — the Cubs defeated Pittsburgh 16-4 on June 1 at Wrigley Field before going on a road trip. They swept the Boston Braves over a three-game span June 3-June 5 by scores of 15-2, 18-10 and 10-7, then went to Brooklyn and beat the Dodgers 13-0 on June 6.

During a 20-1 victory over Los Angeles (N.L.) May 5, 2001, the Cubs scored eight times during both the seventh and eighth innings. This was only the fifth time in major league history that a team plated at least eight runs in consecutive frames. The list:

- April 30, 1887: St. Louis (N.L.) vs. Cleveland nine in fifth, eight in sixth
- June 16, 1887: Philadelphia (N.L.) vs. Washington eight in seventh, eight in eighth
- May 2, 1901: Boston (A.L.) vs. Philadelphia nine in second, 10 in third
- July 29, 1928: Cleveland vs. New York eight in first, nine in second
- May 5, 2001: CUBS vs. Los Angeles..... eight in seventh, eight in eighth

Cubs Uniforms By The Numbers

The Cubs began wearing numbers on their uniforms in 1932. Here are the five most recent uses of each jersey number by a Cubs player/manager/coach during the regular season, along with the first Cub to don each number.

- Gary Jones (coach, 2014-17) ... Cody Ransom (2013) ... Tony Campana (2012) ... Kosuke Fukudome (2008-11) ... Tony Womack (2006) ... FIRST 1: Woody English (1932)
- Tommy La Stella (2016-17) ... John Mallee (coach, 2015) ... Jose Castro (coach, 2014) ... Cole Gillespie (2013) ... Ian Stewart (2012) ... FIRST 2: Billy Herman (1932)
- David Ross (2015-16) ... Bill Mueller (coach, 2014) ... Jeff Baker (2012) ... Alan Trammell (coach, 2008-10) ... Eric Patterson (2007) ... FIRST 3: Kiki Cuyler (1932)
- Dave Martinez (coach, 2015-17) ... Chris Valaika (2014) ... Dale Sveum (manager, 2013) ... Pat Listach (coach, 2011-12) ... Ryan Freel (2009) ... FIRST 4: Riggs Stephenson (1932)
- Albert Almora Jr. (2016-17) ... Quintin Berry (2015) ... Wellington Castillo (2014-15) ... Jamie Quirk (coach, 2013) ... Josh Vitters (2012) ... FIRST 5: Johnny Moore (1932)
- Carl Edwards Jr. (2015-17) ... Ryan Sweeney (2013-14) ... Alberto Gonzalez (2013) ... Bryan LaHair (2011-12) ... Micah Hoffpauir (2008-10) ... FIRST 6: Charlie Grimm (1932)
- Rene Rivera (2017) ... Jeimer Candelario (2016-17) ... Arismendy Alcantara (2014-15) ... J.C. Boscan (2013) ... Brett Jackson (2012) ... FIRST 7: Gabby Hartnett (1932)
- Ian Happ (2017) ... Chris Coghlan (2014-16) ... Donnie Murphy (2013) ... Jamie Quirk (coach, 2012) ... Mike Quade (coach/manager, 2007-11) ... FIRST 8: Rollie Hemsley (1932)
- Javier Baez (2014-17) ... David DeJesus (2012-13) ... Blake DeWitt (2010-11) ... Chad Tracy (2010) ... Reed Johnson (2008-09) ... FIRST 9: Rogers Hornsby (1932)
- RETIRED IN 2003 (RON SANTO)** ... Bruce Kimm (interim manager, 2002) ... Terrell Lowery (1997-98) ... Scott Bullitt (1995-96) ... Steve Lake (1993) ... Luis Salazar (1991-92) ... FIRST 10: Al Todd (1940)
- John Mallee (coach, 2016-17) ... Tommy La Stella (2015) ... Kyuji Fukukawa (2013-14) ... Blake DeWitt (2012) ... Ivan DeJesus (coach, 2008-11) ... FIRST 11: Billy Jurges (1932)
- Kyle Schwarber (2015-17) ... John Baker (2014) ... Chang-Yong Lim (2013) ... Alfonso Soriano (2007-13) ... Dusty Baker (manager, 2003-06) ... FIRST 12: Charlie Root (1932)
- Alex Avila (2017) ... Starlin Castro (2010-15) ... Andres Blanco (2009) ... Will Ohman (2006-07) ... Neifi Perez (2004-06) ... FIRST 13: Claude Passeau (1939-1947)
- RETIRED IN 1982 (ERNE BANKS)** ... Ernie Banks (1953-71; coach, 1967-73) ... Paul Schramka (1953) ... Vallie Eaves (1942) ... Lou Novikoff (1942) ... Ken Raffensberger (1941) ... FIRST 14: Guy Bush (1932)
- Mike Freeman (2017) ... Dylan Floro (2017) ... Brian Matusz (2016) ... Tim Federowicz (2016) ... Chris Denorfia (2015) ... FIRST 15: Pat Malone (1932)
- Brandon Hyde (coach, 2015-17) ... Rick Renteria (manager, 2014) ... Jeff Belliveau (2012) ... Joe Mather (2012) ... Aramis Ramirez (2003-11) ... FIRST 16: Burreigh Grimes (1932)
- Kris Bryant (2015-17) ... Brandon Hyde (coach, 2014-15) ... Dave Sappelt (2012-13) ... Matt Garza (2011) ... Mike Fontenot (2007-10) ... FIRST 17: Lon Warneke (1932)
- Ben Zobrist (2016-17) ... Tsuyoshi Wada (2014-15) ... Chris Rusin (2012-14) ... Geovany Soto (2008-12) ... Jason Kendall (2007) ... FIRST 18: Bob Smith (1932)
- Koji Uehara (2017) ... Tim Federowicz (2016) ... Jonathan Herrera (2015) ... Dan Straily (2014) ... Nate Schierholtz (2013-14) ... FIRST 19: Jackie May (1932)
- Victor Caratini (2017) ... Matt Szczur (2016-17) ... Mike Olt (2015) ... Justin Ruggiano (2014) ... Julio Borbon (2013) ... FIRST 20: Roy Johnson (coach, 1937)
- Mark Zagunis (2017) ... Tommy Hunter (2015) ... Junior Lake (2013-15) ... Scott Hairston (2013) ... Joe Mather (2012) ... FIRST 21: Bud Tinning (1932)
- Jason Heyward (2016-17) ... Addison Russell (2015) ... Felix Doubront (2014) ... Logan Watkins (2013) ... Matt Garza (2012-13) ... FIRST 22: Marv Gudat (1932)
- RETIRED IN 2005 (RYNE SANDBERG)** ... Ryne Sandberg (1982-94, 1996-97) ... Jim Tracy (1980-81) ... Mike Gordon (1977-78) ... Pete LaCock (1975-76) ... Carmen Fanzone (1971-74) ... FIRST 23: Leroy Hermann (1932)
- Leony Martin (2017) ... Dexter Fowler (2015-16) ... Luis Valbuena (2012-14) ... Marlon Byrd (2010-12) ... Bobby Scales (2009) ... FIRST 24: Fabian Koulik (1935)
- Chris Bosio (coach, 2012-17) ... Dave Keller (coach, 2011) ... Derrek Lee (2004-10) ... Troy O'Leary (2003) ... Don Baylor (manager, 2000-02) ... FIRST 25: Kirby Higbe (1939)
- RETIRED IN 1987 (BILLY WILLIAMS)** ... Billy Williams (coach, 1986-87, 1992-2001) ... Fritz Connally (1983) ... Billy Williams (coach, 1980-82) ... Larry Bittner (1976-79) ... Billy Williams (1961-74) ... FIRST 26: Newt Kimball (1938)
- Addison Russell (2016-17) ... Austin Jackson (2015) ... Taylor Teagarden (2015) ... Phil Coke (2015) ... Casey Coleman (2010-12) ... FIRST 27: Gene Lillard (1939)
- Kyle Hendricks (2014-17) ... Michael Bowden (2012-13) ... Paul Maholm (2012) ... Jeff Baker (2009-11) ... Gerald Perry (coach, 2007-09) ... FIRST 28: Jack Russell (1938)
- Rob Zastryzny (2016-17) ... Rafael Soriano (2015) ... Mike Baxter (2015) ... Jeff Samardzija (2008-14) ... Angel Pagan (2006-07) ... FIRST 29s: Bobby Mattick and Kirby Higby (1938)
- Jon Jay (2017) ... Joe Smith (2016) ... Jason Motte (2015) ... Mike Olt (2014) ... Dioner Navarro (2013) ... FIRST 30: Jim Asbell (1938)
- RETIRED IN 2009 (FERGIE JENKINS AND GREG MADDOX)** Greg Maddux (2004-06) ... Mark Guthrie (2003) ... Donovan Osborne (2002) ... Mike Fyhrie (2001) ... Bobby Ayala (1999) ... FIRST 31: Stan Hack (1932)
- Brian Duensing (2017) ... Dallas Beeler (2014-15) ... Eli Whiteside (2014) ... Scott Baker (2013) ... Chris Volstad (2012) ... FIRST 32s: Coaker Triplett and Newt Kimball (1938)
- Eddie Butler (2017) ... Clayton Richard (2015-16) ... Yoervis Medina (2015) ... Carlos Villanueva (2013-14) ... Dale Sveum (manager, 2012) ... FIRST 33: Bob Scheffing (1941)
- Jon Lester (2015-17) ... Kerry Wood (1998, 2000-08, 2011-12) ... Jeff Gray (2010) ... Kent Bottenfield (1997) ... Tanyon Sturtz (1995-96) ... FIRST 34: Zack Taylor (1932)
- Lester Strobe (coach, 2007-17) ... Chris Speier (coach, 2005-06) ... Randall Simon (2003) ... Alan Benes (2002-03) ... Will Ohman (2000-01) ... FIRST 35: Lennie Merullo (1941)
- Dillon Maples (2017) ... Joe Nathan (2016) ... Edwin Jackson (2013-15) ... Randy Wells (2008-12) ... Sean Gallagher (2007-08) ... FIRST 36: Bill Fleming (1943)
- Justin Wilson (2017) ... Brett Anderson (2017) ... Travis Wood (2013-16) ... Jaye Chapman (2012) ... Jairo Asencio (2012) ... FIRST 37: Dick Spalding (coach, 1941)
- Mike Montgomery (2016-17) ... Jacob Turner (2014) ... James Rowson (coach, 2012-13) ... Carlos Zambrano (2001-11) ... Manny Aybar (2001) ... FIRST 38: Charlie Grimm (coach, 1941)
- Jon-Ho Tseng (2017) ... Jason Hammel (2014-16) ... Dave McKay (coach, 2012-13) ... Lou Montañez (2011) ... Matt Sinatro (coach, 2007-10) ... FIRST 39: Stan Hack (1935)
- Willson Contreras (2016-17) ... Spencer Patton (2016) ... James Russell (2010-15) ... Rich Harden (2008-09) ... Larry Rothschild (coach, 2007-08) ... FIRST 40: Tot Pressnell (1941)
- John Lackey (2016-17) ... Matt Szczur (2014-15) ... Jose Veras (2014) ... Justin Germano (2012) ... Tony Campana (2011) ... FIRST 41: Red Corriden (coach, 1932)
- NUMBER RETIRED TO HONOR JACKIE ROBINSON IN 1997*** ... Dan Radison (coach, 1995-97) ... Moe Drabowsky (coach, 1994) ... Dave Smith (1991-92) ... Kevin Coffman (1990) ... Bob Tewksbury (1987-88) ... FIRST 42: Charley O'Leary (coach, 1932)
- Taylor Davis (2017) ... Seth Franckoff (2017) ... Jake Buchanan (2016) ... Adam Warren (2016) ... Eric Jokisch (2014) ... FIRST 43: Phil Cavarretta (1934)
- Anthony Rizzo (2012-17) ... Jeff Stevens (2010-11) ... Chad Fox (2008-09) ... Roberto Novoa (2005-06) ... Kyle Farnsworth (1999-2004) ... FIRST 44: Phil Cavarretta (1941)
- Spencer Patton (2016) ... Logan Watkins (2014) ... Adrian Carenas (2012) ... Sean Marshall (2006-11) ... Will Ohman (2005) ... FIRST 45: Hank Wysz (1942)
- Pedro Strop (2013-17) ... Scott Feldman (2013) ... Ryan Dempster (2004-12) ... Dick Pole (coach, 2003-04) ... Jason Bere (2001-02) ... FIRST 46s: Bill Fleming and Marv Rickert (1942)
- Miguel Montero (2015-17) ... Arolds Vizcaino (2014) ... Brian Bogusevic (2013) ... Hisanori Takahashi (2013) ... Miguel Socolovich (2012) ... FIRST 47s: Peanuts Lowrey and John Ostrowski (1943)

UNIFORM NUMBER 42

Uniform number 42 was retired by Major League Baseball in 1997 to commemorate Jackie Robinson's breaking baseball's color barrier on April 15, 1947 ... beginning in 2007, teams and staff have worn the No. 42 on April 15 to honor Robinson ... beginning in 2009, the gesture was done by all players and staff on all major league teams ... the coaches and players to wear No. 42 on Jackie Robinson Day in 2007-08:

2007 vs. Cincinnati: No. 42 was worn by coaches Gerald Perry and Lester Strobe; players Cliff Floyd, Jacque Jones, Derrek Lee and Daryle Ward.
2008 vs. Cincinnati: No. 42 was worn by coaches Gerald Perry and Lester Strobe; players Derrek Lee and Daryle Ward.

Cubs Uniforms By The Numbers (Continued)

- 48: Pierce Johnson (2017) ... Rafael Dolis (2012-13) ... Andrew Cashner (2010-11) ... Neal Cotts (2007-09) ... Ryan O'Malley (2006) ... FIRST 48: Whitey Platt (1942)
- 49: Jake Arrieta (2013-17) ... Carlos Marmol (2006-13) ... John Koronka (2005) ... Jimmy Anderson (2004) ... Will Cunnane (2002) ... FIRST 49: Vince Barton (1932)
- 50: Gerardo Concepcion (2016) ... Dan Haren (2015) ... Blake Parker (2013-14) ... Alex Burnett (2013) ... Kameron Loe (2013) ... FIRST 50: Walt Signer (1943)
- 51: Jack Leathersich (2017) ... Ryan Kalish (2014, 2016) ... Rafael Lopez (2014) ... Matt Guerrier (2013) ... Steve Clevenger (2011-13) ... FIRST 51: Frank Demaree (1932)
- 52: Justin Grimm (2013-17) ... Eduardo Sanchez (2013) ... Lendy Castillo (2012) ... Carlos Silva (2010) ... Jeff Stevens (2009) ... FIRST 52: Pete Elko (1944)
- 53: Trevor Cahill (2015-16) ... Wesley Wright (2014) ... Wellington Castillo (2010-13) ... Rich Hill (2005-08) ... Francis Beltran (2002, 2004) ... FIRST 53: Cy Block (1945)
- 54: Aroldis Chapman (2016) ... Neil Ramirez (2014-16) ... Darnell McDonald (2013) ... Shawn Camp (2012-13) ... John Gaub (2011) ... FIRST 54: Clarence Maddern (1946)
- 55: Yoervis Medina (2015) ... Alberto Cabrera (2012-13) ... Koyie Hill (2007-12) ... Blake Parker (2012) ... Kevin Hart (2007) ... FIRST 55: El Tappe (1954)
- 56: Hector Rondon (2013-17) ... Brad Snyder (2010-11) ... Billy Petrick (2007) ... Cliff Bartosh (2005) ... Jason Smith (2001) ... FIRST 56: Lance Richbourg (1932)
- 57: Fernando Rodney (2015) ... Zach Putnam (2013) ... Jason Berken (2012) ... Scott Maine (2010-12) ... Chad Gaudin (2008) ... FIRST 57: Vito Valentinetti (1956-57) (1956-57)
- 58: Mike Borzello (coach, 2012-17) ... Jose Ascanio (2008-09) ... Geovany Soto (2005-07) ... Mike Mahoney (2000, 2002) ... Richard Barker (1999) ... FIRST 58: Fred Martin (coach, 1961-1965)
- 59: Zac Rosscup (2013-15, 2017) ... Alex Hinshaw (2012) ... Ivan DeJesus (coach, 2007) ... Juan Lopez (coach, 2003-06) ... Ismael Valdes (2000) ... FIRST 59: Dick Cole (coach, 1961)
- 60: Felix Pena (2016-17) ... Manuel Corpus (2012) ... Chris Carpenter (2011) ... Mitch Atkins (2009-10) ... FIRST 60: Lou Klein (coach, 1961-65)
- 61: Ryan Kalish (2014) ... Jose Reyes (2006) ... Bob Kennedy (manager, 1963-65) ... Roy Johnson (coach, 1935-36) ... FIRST 61: Babe Phelps (1933-34)
- 62: Jose Quintana (2017) ... Joel Peralta (2016) ... Donn Roach (2015) ... Henry Rodriguez (2013) ... Marcos Mateo (2010-11) ... FIRST 62: Walt Dixon (coach, 1964-65)
- 63: Juan Cabreja (coach, 2017) ... Brian Schlitter (2014-15) ... Kevin Gregg (2009, 2013) ... Carmen Pignatiello (2007-08) ... FIRST 63: Charlie Metro (coach, 1962)
- 64: Henry Blanco (coach, 2015-17) ... Emilio Bonifacio (2014) ... Franklin Font (coach, 2012-13) ... Justin Berg (2009-11) ... Les Peden (coach, 1965) ... FIRST 64: Joe Macko (coach, 1964)
- 65: Franklin Font (coach, 2014-17) – WAS ONLY 65
- 66: Munenori Kawasaki (2016) ... Rafael Dolis (2011)
- 67: Tsuyoshi Wada (2014) – WAS ONLY 67
- 68: Jorge Soler (2014-16) – WAS ONLY 68
- 70: Joe Maddon (manager, 2015-16) – WAS ONLY 70
- 71: Wade Davis (2017) ... Gonzalez Germen (2015)
- 72: Robert Machado (2001-02) – WAS ONLY 72
- 74: Thomas Neal (2013) – WAS ONLY 74
- 76: Daniel Garibay (2000) – WAS ONLY 76
- 77: Eric Hinske (coach, 2014-17) – WAS ONLY 77
- 81: Mike Quade (coach, 2006) – WAS ONLY 81
- 94: Felix Heredia (2001) – WAS ONLY 94
- 96: Mike Brumley (coach, 2014) ... Bill Voiselle (1950)
- 99: So Taguchi (2009) ... FIRST 99: Todd Hundley (2001)

Cubs Honored In The National Baseball Hall Of Fame

Grover Cleveland Alexander, 1938
 Cap Anson, 1939
 Richie Ashburn, 1995
 Ernie Banks, 1977
 Roger Bresnahan, 1945
 Lou Brock, 1985
 Mordecai Brown, 1949
 Lou Boudreau, 1970
 Frank Chance, 1946
 John Clarkson, 1963
 Kiki Cuyler, 1968
 Andre Dawson, 2010
 Dizzy Dean, 1953
 Hugh Duffy, 1945
 Leo Durocher, 1994
 Dennis Eckersley, 2004
 Johnny Evers, 1946

Jimmie Foxx, 1951
 Frankie Frisch, 1947
 Goose Gossage, 2008
 Clark C. Griffith, 1946
 Burleigh Grimes, 1964
 Gabby Hartnett, 1955
 Billy Herman, 1975
 Rogers Hornsby, 1942
 William Hulbert, 1995
 Monte Irvin, 1973
 Ferguson Jenkins, 1991
 George Kelly, 1973
 King Kelly, 1945
 Ralph Kiner, 1975
 Chuck Klein, 1980
 Tony LaRussa, 2014
 Tony Lazzeri, 1991

Fred Lindstrom, 1976
 Greg Maddux, 2014
 Rabbit Maranville, 1954
 Joseph McCarthy, 1957
 Hank O'Day, 2013
 Robin Roberts, 1976
 Ron Santo, 2012
 Ryne Sandberg, 2005
 Frank Selee, 1999
 A.G. Spalding, 1939
 Bruce Sutter, 2006
 Joe Tinker, 1946
 Rube Waddell, 1946
 Deacon White, 2013
 Hoyt Wilhelm, 1985
 Billy Williams, 1987
 Hack Wilson, 1979

Chicago Media Honored by the National Baseball Hall Of Fame

FORD C. FRICK AWARD (BROADCASTERS)

Bob Elson, 1979
 Russ Hodges, 1980
 Jack Brickhouse, 1983
 Harry Caray, 1989
 Milo Hamilton, 1992
 Jimmy Dudley, 1997
 Gene Elston, 2006

J.G. TAYLOR SPINK AWARD (NEWSPAPERS)

Ring Lardner, 1963
 Hugh Fullerton, 1964
 Charles Dryden, 1965
 Warren Brown, 1973
 John Carmichael, 1974
 Edgar Munzel, 1977
 Jerome Holtzman, 1990

Cubs Award Winners

MOST VALUABLE PLAYER

| | | | |
|-------------|-----------------|------------|---------------|
| 1911* | Frank Schulte | 1958 | Ernie Banks |
| 1929^ | Rogers Hornsby | 1959 | Ernie Banks |
| 1935 | Gabby Hartnett | 1984 | Ryne Sandberg |
| 1945 | Phil Cavarretta | 1987 | Andre Dawson |
| 1952 | Hank Sauer | 1998 | Sammy Sosa |
| | | 2016 | Kris Bryant |

*Known as the Chalmers Award ... ^Known as the League Award

CY YOUNG AWARD

| | | | |
|------------|----------------|------------|--------------|
| 1971 | Fergie Jenkins | 1992 | Greg Maddux |
| 1979 | Bruce Sutter | 2015 | Jake Arrieta |
| 1984 | Rick Sutcliffe | | |

JACKIE ROBINSON ROOKIE OF THE YEAR AWARD

| | | | |
|------------|----------------|------------|--------------|
| 1961 | Billy Williams | 1998 | Kerry Wood |
| 1962 | Ken Hubbs | 2008 | Geovany Soto |
| 1989 | Jerome Walton | 2015 | Kris Bryant |

MANAGER OF THE YEAR AWARD

| | | | |
|------------|------------|------------|--------------|
| 1984 | Jim Frey | 2008 | Lou Piniella |
| 1989 | Don Zimmer | 2015 | Joe Maddon |

RAWLINGS GOLD GLOVE AWARD

| | | | |
|------------|-------------------|------------|-------------------|
| 1960 | Ernie Banks, SS | 1989 | Ryne Sandberg, 2B |
| 1962 | Ken Hubbs, 2B | 1990 | Greg Maddux, P |
| 1964 | Ron Santo, 3B | | Ryne Sandberg, 2B |
| 1965 | Ron Santo, 3B | 1991 | Greg Maddux, P |
| 1966 | Ron Santo, 3B | | Ryne Sandberg, 2B |
| 1967 | Randy Hundley, C | 1992 | Mark Grace, 1B |
| | Ron Santo, 3B | | Greg Maddux, P |
| 1968 | Glenn Beckert, 2B | 1993 | Mark Grace, 1B |
| | Ron Santo, 3B | 1995 | Mark Grace, 1B |
| 1969 | Don Kessinger, SS | 1996 | Mark Grace, 1B |
| 1970 | Don Kessinger, SS | 2004 | Greg Maddux, P |
| 1983 | Ryne Sandberg, 2B | 2005 | Derrek Lee, 1B |
| 1984 | Bob Dernier, CF | | Greg Maddux, P |
| | Ryne Sandberg, 2B | 2006 | Greg Maddux, P |
| 1985 | Ryne Sandberg, 2B | 2007 | Derrek Lee, 1B |
| 1986 | Jody Davis, C | 2012 | Darwin Barney, 2B |
| | Ryne Sandberg, 2B | 2016 | Jason Heyward, RF |
| 1987 | Andre Dawson, RF | | Anthony Rizzo, 1B |
| | Ryne Sandberg, 2B | 2017 | Jason Heyward, RF |
| 1988 | Andre Dawson, RF | | Ryne Sandberg, 2B |

ROBERTO CLEMENTE MAN OF THE YEAR AWARD

| | | | |
|------------|----------------|------------|---------------|
| 1987 | Rick Sutcliffe | 2017 | Anthony Rizzo |
| 1998 | Sammy Sosa | | |

HANK AARON AWARD

| | | | |
|------------|------------|------------|----------------|
| 1999 | Sammy Sosa | 2008 | Aramis Ramirez |
|------------|------------|------------|----------------|

ROOKIE OF THE MONTH

| | | | | | |
|------------|---------------------|--------|------------|----------------------|--------|
| 2003 | Hee Seop Choi | April | 2012 | Anthony Rizzo | July |
| 2008 | Geovany Soto | April | 2014 | Kyle Hendricks | August |
| 2008 | Geovany Soto | August | 2015 | Kris Bryant | May |
| 2011 | Darwin Barney | April | 2015 | Kris Bryant | August |

LOUISVILLE SILVER SLUGGER AWARD

| | | | |
|------------|-------------------|------------|--------------------|
| 1982 | Leon Durham, OF | 2000 | Sammy Sosa, OF |
| 1984 | Ryne Sandberg, 2B | 2001 | Sammy Sosa, OF |
| 1985 | Ryne Sandberg, 2B | 2002 | Sammy Sosa, OF |
| 1987 | Andre Dawson, OF | 2005 | Michael Barrett, C |
| 1988 | Ryne Sandberg, 2B | | Derrek Lee, 1B |
| 1989 | Ryne Sandberg, 2B | 2006 | Carlos Zambrano, P |
| 1990 | Ryne Sandberg, 2B | 2008 | Carlos Zambrano, P |
| 1991 | Ryne Sandberg, 2B | 2009 | Carlos Zambrano, P |
| 1992 | Ryne Sandberg, 2B | 2011 | Aramis Ramirez, 3B |
| 1995 | Sammy Sosa, OF | 2016 | Jake Arrieta, P |
| 1998 | Sammy Sosa, OF | | Anthony Rizzo, 1B |
| 1999 | Sammy Sosa, OF | | |

PLAYER/PITCHER OF THE MONTH

| | | | | | |
|------------|----------------------|--------|------------|-----------------------|-----------|
| 1961 | George Altman | June | 1989 | Mark Grace | July |
| 1963 | Dick Ellsworth | May | 1990 | Andre Dawson | May |
| 1963 | Ron Santo | June | 1990 | Ryne Sandberg | June |
| 1964 | Billy Williams | May | 1992 | Mike Morgan | May |
| 1964 | Ron Santo | July | 1996 | Sammy Sosa | July |
| 1969 | Ken Holtzman | May | 1998 | Sammy Sosa | June |
| 1969 | Ron Santo | June | 1999 | Sammy Sosa | May |
| 1971 | Fergie Jenkins | July | 2000 | Sammy Sosa | July |
| 1972 | Billy Williams | July | 2001 | Sammy Sosa | August |
| 1975 | Andre Thornton | Sept. | 2003 | Mark Prior | August |
| 1976 | Ray Burris | August | 2003 | Mark Prior | Sept. |
| 1977 | Bruce Sutter | May | 2004 | Carlos Zambrano | Sept. |
| 1977 | Rick Reuschel | June | 2005 | Derrek Lee | April |
| 1977 | Rick Reuschel | July | 2006 | Greg Maddux | April |
| 1979 | Dick Tidrow | July | 2006 | Carlos Zambrano | July |
| 1979 | Rick Reuschel | August | 2007 | Alfonso Soriano | June |
| 1980 | Dave Kingman | April | 2007 | Carlos Zambrano | July |
| 1980 | Rick Reuschel | August | 2009 | Derrek Lee | September |
| 1982 | Bill Buckner | August | 2015 | Jake Arrieta | August |
| 1983 | Mel Hall | August | 2015 | Jake Arrieta | September |
| 1984 | Leon Durham | May | 2016 | Jake Arrieta | April |
| 1984 | Ryne Sandberg | June | 2016 | Jon Lester | June |
| 1984 | Keith Moreland | August | 2016 | Kris Bryant | August |
| 1984 | Rick Sutcliffe | August | 2016 | Kyle Hendricks | August |
| 1987 | Andre Dawson | August | 2016 | Jon Lester | September |
| 1988 | Greg Maddux | June | 2017 | Jake Arrieta | August |

PLAYER/PITCHER OF THE WEEK (WEEK ENDING DATE)

| | | | | | |
|------------|------------------------|------|------------|-------------------------|------|
| 1973 | Ron Santo | 7/1 | 1995 | Sammy Sosa | 8/20 |
| 1973 | Billy Williams | 9/9 | 1995 | Sammy Sosa | 9/3 |
| 1974 | Billy Williams | 6/16 | 1995 | Mark Grace | 10/1 |
| 1975 | Manny Trillo | 4/27 | 1996 | Sammy Sosa | 7/28 |
| 1975 | Oscar Zamora | 6/1 | 1996 | Brian McRae | 8/18 |
| 1975 | Bill Madlock | 6/15 | 1997 | Sammy Sosa | 5/18 |
| 1976 | Steve Swisher | 5/16 | 1997 | Mark Clark | 9/14 |
| 1976 | Bill Madlock | 10/3 | 1998 | Kerry Wood | 5/10 |
| 1977 | Manny Trillo | 5/8 | 1998 | Sammy Sosa | 6/7 |
| 1977 | Bruce Sutter | 5/15 | 1998 | Sammy Sosa | 6/21 |
| 1977 | Bill Buckner | 8/21 | 1998 | Sammy Sosa | 9/12 |
| 1978 | Bruce Sutter | 7/10 | 2000 | Jon Lieber | 7/9 |
| 1979 | Bruce Sutter | 4/22 | 2001 | Rondell White | 6/10 |
| 1979 | Dave Kingman | 5/20 | 2001 | Sammy Sosa | 8/26 |
| 1979 | Dave Kingman | 7/29 | 2002 | Matt Clement | 5/27 |
| 1979 | Steve Dillard | 8/12 | 2002 | Sammy Sosa | 8/11 |
| 1980 | Lenny Randle | 5/4 | 2002 | Moises Alou | 9/8 |
| 1981 | Bill Buckner | 5/3 | 2003 | Sammy Sosa | 4/20 |
| 1981 | Bill Buckner | 9/13 | 2003 | Matt Clement | 8/3 |
| 1982 | Larry Bowa | 6/27 | 2003 | Mark Prior | 9/21 |
| 1982 | Bill Buckner | 8/22 | 2005 | Derrek Lee | 5/1 |
| 1983 | Ron Cey | 5/22 | 2005 | Derrek Lee | 5/29 |
| 1983 | Jody Davis | 6/12 | 2005 | Aramis Ramirez | 7/24 |
| 1984 | Ryne Sandberg | 5/13 | 2007 | Alfonso Soriano | 6/24 |
| 1984 | Ryne Sandberg | 6/24 | 2008 | Alfonso Soriano | 5/18 |
| 1985 | Dennis Eckersley | 4/21 | 2008 | Carlos Zambrano | 9/14 |
| 1985 | Ryne Sandberg | 6/30 | 2010 | Aramis Ramirez | 7/25 |
| 1986 | Ryne Sandberg | 6/1 | 2011 | Starlin Castro | 4/3 |
| 1987 | Andre Dawson | 4/26 | 2011 | Aramis Ramirez | 7/3 |
| 1988 | Andre Dawson | 5/8 | 2011 | Starlin Castro | 8/7 |
| 1989 | Rick Sutcliffe | 4/9 | 2012 | Ryan Dempster | 6/10 |
| 1989 | Andre Dawson | 5/7 | 2013 | Jeff Samardzija | 8/25 |
| 1989 | Mark Grace | 7/23 | 2014 | Anthony Rizzo | 7/20 |
| 1989 | Ryne Sandberg | 8/13 | 2015 | Jake Arrieta | 7/13 |
| 1989 | Shawon Dunston | 9/17 | 2015 | Jake Arrieta | 8/31 |
| 1990 | Ryne Sandberg | 5/6 | 2015 | Jake Arrieta | 9/28 |
| 1990 | Andre Dawson | 5/20 | 2016 | Jake Arrieta | 4/24 |
| 1990 | Greg Maddux | 8/5 | 2016 | Ben Zobrist | 5/8 |
| 1991 | Andre Dawson | 4/21 | 2016 | Jon Lester | 6/12 |
| 1991 | Greg Maddux | 10/6 | 2016 | Kyle Hendricks | 8/7 |
| 1992 | Jim Bullinger | 6/14 | 2017 | Willson Contreras | 8/6 |
| 1992 | Ryne Sandberg | 9/20 | 2017 | Anthony Rizzo | 8/20 |
| 1993 | Sammy Sosa | 7/4 | | | |

Cubs All-Stars

| | |
|---|--|
| <p>1933..... SS Woody English, C Gabby Hartnett, P Lon Warneke 1934..... *RF Kiki Cuyler, *C Gabby Hartnett, 2B Billy Herman, LF Chuck Klein, P Lon Warneke 1935..... C Gabby Hartnett, *2B Billy Herman 1936..... P Curt Davis, *RF Frank Demaree, *CF Augie Galan, *C Gabby Hartnett, *2B Billy Herman, P Lon Warneke 1937..... 1B Rip Collins, *CF Frank Demaree, *C Gabby Hartnett, *2B Billy Herman, SS Billy Jurgens (DNP) 1938..... *3B Stan Hack, C Gabby Hartnett (DNP), *2B Billy Herman, P Bill Lee 1939..... *3B Stan Hack, 2B Billy Herman, P Bill Lee 1940..... P Larry French, *2B Billy Herman, CF Hank Leiber (DNP), RF Bill Nicholson 1941..... *3B Stan Hack, CF Hank Leiber (DNP), *RF Bill Nicholson, P Claude Passeau 1942..... P Claude Passeau 1943..... *3B Stan Hack, *RF Bill Nicholson, P Claude Passeau (DNP) 1944..... *1B Phil Cavarretta, 2B Don Johnson (DNP), RF Bill Nicholson 1945..... No Game Was Played 1946..... 1B Phil Cavarretta, CF Peanuts Lowrey, *P Claude Passeau, P Johnny Schmitz (DNP) 1947..... 1B Phil Cavarretta, CF Andy Pafko 1948..... C Clyde McCullough (DNP), *3B Andy Pafko, P Johnny Schmitz, 1B Eddie Waitkus 1949..... CF Andy Pafko 1950..... CF Andy Pafko, P Bob Rush (DNP), *RF Hank Sauer 1951..... C Bruce Edwards (DNP), P Dutch Leonard (DNP) 1952..... C Toby Atwell (DNP), P Bob Rush, *LF Hank Sauer 1953..... LF Ralph Kiner 1954..... 3B Randy Jackson 1955..... 2B Gene Baker, *SS Ernie Banks, 3B Randy Jackson, P Sam Jones 1956..... SS Ernie Banks (DNP) 1957..... SS Ernie Banks 1958..... *SS Ernie Banks, LF Walt Moryn (DNP), RF Lee Walls 1959 Game 1..... *SS Ernie Banks, P Don Elston Game 2..... *SS Ernie Banks 1960 Game 1..... *SS Ernie Banks Game 2..... *SS Ernie Banks 1961 Game 1..... RF George Altman, 2B Don Zimmer Game 2.. RF George Altman, SS Ernie Banks, 2B Don Zimmer (DNP) 1962 Game 1..... P Larry Jackson, 3B Ron Santo Game 2..... RF George Altman, 1B Ernie Banks, LF Billy Williams 1963..... P Larry Jackson, 3B Ron Santo 1964..... P Dick Ellsworth (DNP), 3B Ron Santo (DNP), *LF Billy Williams 1965..... *1B Ernie Banks, 3B Ron Santo, RF Billy Williams 1966..... *3B Ron Santo 1967..... 1B Ernie Banks, P Fergie Jenkins 1968..... *SS Don Kessinger, *3B Ron Santo, LF Billy Williams 1969..... 1B Ernie Banks, 2B Glenn Beckert, C Randy Hundley, *SS Don Kessinger, *3B Ron Santo 1970..... *2B Glenn Beckert, LF Jim Hickman, *SS Don Kessinger 1971..... *2B Glenn Beckert, P Fergie Jenkins, SS Don Kessinger, 3B Ron Santo 1972..... 2B Glenn Beckert, P Fergie Jenkins (DNP), *SS Don Kessinger, 3B Ron Santo, LF Billy Williams</p> | <p>1973..... *3B Ron Santo, *RF Billy Williams 1974..... SS Don Kessinger 1975..... C Steve Swisher (DNP) 1976..... CF Jerry Morales, P Rick Reuschel, P Bruce Sutter (DNP), 2B Manny Trillo 1977..... P Bruce Sutter 1978..... P Bruce Sutter 1979..... LF Dave Kingman (DNP), P Bruce Sutter 1980..... *LF Dave Kingman, P Bruce Sutter 1981..... 1B Bill Buckner 1982..... CF Leon Durham (DNP) 1983..... RF Leon Durham, P Lee Smith 1984..... C Jody Davis, *2B Ryne Sandberg 1985..... 2B Ryne Sandberg 1985..... 2B Ryne Sandberg 1986..... C Jody Davis, *2B Ryne Sandberg 1987..... *RF Andre Dawson, *2B Ryne Sandberg, P Lee Smith, P Rick Sutcliffe 1988..... *RF Andre Dawson, SS Shawn Dunston (DNP), 3B Vance Law, P Greg Maddux (DNP), LF Rafael Palmeiro, *2B Ryne Sandberg 1989..... RF Andre Dawson, *2B Ryne Sandberg, P Rick Sutcliffe, P Mitch Williams 1990..... *RF Andre Dawson, SS Shawn Dunston, *2B Ryne Sandberg 1991..... LF George Bell, *RF Andre Dawson, *2B Ryne Sandberg 1992..... P Greg Maddux, *+2B Ryne Sandberg 1993..... *1B Mark Grace, *2B Ryne Sandberg 1994..... P Randy Myers 1995..... 1B Mark Grace, P Randy Myers, RF Sammy Sosa 1996..... P Steve Trachsel 1997..... 1B Mark Grace 1998..... RF Sammy Sosa (DNP) 1999..... *+RF Sammy Sosa 2000..... C Joe Girardi (DNP), *RF Sammy Sosa 2001..... P Jon Lieber, *RF Sammy Sosa 2002..... *RF Sammy Sosa 2003..... P Mark Prior (DNP), P Kerry Wood 2004..... LF Moises Alou, RF Sammy Sosa*, P Carlos Zambrano 2005..... *+1B Derrek Lee, *3B Aramis Ramirez 2006..... P Carlos Zambrano (DNP) 2007..... 1B Derrek Lee, OF Alfonso Soriano 2008..... P Ryan Dempster, *OF Kosuke Fukudome, P Carlos Marmol, 3B Aramis Ramirez, OF Alfonso Soriano (DNP), *C Geovany Soto, P Kerry Wood (DNP), P Carlos Zambrano 2009..... P Ted Lilly (DNP) 2010..... CF Marlon Byrd 2011..... SS Starlin Castro 2012..... SS Starlin Castro, 1B Bryan LaHair 2013..... P Travis Wood (DNP) 2014..... SS Starlin Castro, 1B Anthony Rizzo, P Jeff Samardzja (DNP) 2015..... 3B Kris Bryant, *1B Anthony Rizzo 2016..... P Jake Arrieta (DNP), *3B Kris Bryant, *OF Dexter Fowler (DNP), P Jon Lester, *+1B Anthony Rizzo, *SS Addison Russell, *2B Ben Zobrist 2017..... P Wade Davis</p> |
|---|--|

*Starter ... +Leading vote-getter ... (DNP) Did Not Play

Cubs All-Stars Notes

Most All-Star Appearances

| | |
|--------------------|----|
| Ernie Banks..... | 14 |
| Ryne Sandberg..... | 10 |

All-Star Game MVPs

| | |
|--|------|
| Bill Madlock..... | 1975 |
| *Hit a game-winning two-run bases-loaded ninth-inning single off the White Sox's Rich Gossage ... shared MVP honors with the Mets' Jon Matlack | |

All-Star Managers

| | |
|---------------------|------|
| Charlie Grimm..... | 1936 |
| Gabby Hartnett..... | 1939 |
| Charlie Grimm..... | 1946 |
| Dusty Baker..... | 2003 |

Wrigley Field All-Star Games

| | |
|-----------|-------------|
| 1947..... | AL won, 2-1 |
| 1962..... | AL won, 9-4 |
| 1990..... | AL won, 2-0 |

All-Star Starting Pitchers

| | |
|---------------------|------|
| Claude Passeau..... | 1946 |
|---------------------|------|

All-Star Wins (by Pitcher)

| | |
|--------------------|------|
| Bob Rush..... | 1952 |
| Larry Jackson..... | 1963 |
| Bruce Sutter..... | 1978 |
| Bruce Sutter..... | 1979 |
| Lee Smith..... | 1987 |

All-Star Saves (by Pitcher)

| | |
|-------------------|------|
| Lon Warneke..... | 1936 |
| Don Elston..... | 1959 |
| Bruce Sutter..... | 1980 |
| Randy Myers..... | 1995 |

All-Star Losses (by Pitcher)

| | |
|---------------------|------|
| Bill Lee..... | 1939 |
| Claude Passeau..... | 1941 |
| Claude Passeau..... | 1946 |
| Johnny Schmitz..... | 1948 |
| Wade Davis..... | 2017 |

All-Star Game Home Runs

| | |
|----------------------|---------------------------------------|
| Augie Galan..... | 1936 (off Detroit's Schoolboy Rowe) |
| Hank Sauer..... | 1952 (off Cleveland's Bob Lemon) |
| Ernie Banks..... | 1960 (off Boston's Bill Monbouquette) |
| George Altman..... | 1961 (off Boston's Mike Fothergill) |
| Billy Williams..... | 1964 (off Kansas City's John Wyatt) |
| Andre Dawson..... | 1991 (off Boston's Roger Clemens) |
| Alfonso Soriano..... | 2007 (off Seattle's J.J. Putz) |
| Kris Bryant..... | 2016 (off White Sox' Chris Sale) |

Oldest/Youngest All-Stars

| | |
|-------------------------------|--------------------------------------|
| Youngest Position Player..... | Starlin Castro (2011, 21 years old) |
| Youngest Pitcher..... | Carlos Zambrano (2004, 23 years old) |
| Oldest Player..... | Ernie Banks (1969, 38 years old) |

Home Run Derby Participants

| | | | |
|-----------|----------------|-----------|---------------------------|
| 1985..... | Ryne Sandberg | 2000..... | Sammy Sosa |
| 1987..... | Andre Dawson | 2001..... | Sammy Sosa |
| 1990..... | *Ryne Sandberg | 2002..... | Sammy Sosa |
| 1991..... | George Bell | 2004..... | Sammy Sosa |
| 1995..... | Sammy Sosa | 2015..... | Kris Bryant/Anthony Rizzo |
| 1999..... | Sammy Sosa | | *Champion |

Cubs Opening Day Lineups And Results Since 1974

| | | | |
|---|--|--|--|
| <p>1974</p> <p>April 9 – Philadelphia 0 @Cubs 2 MGR Whitey Lockman 2B *Vic Harris (1) CF Rick Monday (3) LF *Jerry Morales (1) 1B Billy Williams (14) RF Jose Cardenal (3) 3B *Bill Madlock (1) C *George Mitterwald (1) SS Don Kessinger (9) P Bill Bonham (1)</p> | <p>1980</p> <p>April 10 – Cubs 2 @New York 5 MGR Preston Gomez 2B *Lenny Randle (1) SS Ivan Dejesus (4) 1B Bill Buckner (3) LF Dave Kingman (3) RF Ken Henderson (1) 3B Steve Ontiveros (4) CF *Carlos Lezcano (1) C Tim Blackwell (1) P Rick Reuschel (3)</p> | <p>1986</p> <p>April 8 – Cubs 1 @St. Louis 2 MGR Jim Frey CF Bobby Dernier (3) 3B Manny Trillo (5) 2B Ryne Sandberg (5) RF Keith Moreland (5) 1B Leon Durham (6) C Jody Davis (4) LF Brian Dayett (1) SS Shawon Dunston (2) P Rick Sutcliffe (2)</p> | <p>1992</p> <p>April 7 – Cubs 4 @Philadelphia 3 MGR Jim Lefebvre SS Shawon Dunston (8) CF *Sammy Sosa (1) 2B Ryne Sandberg (11) RF Andre Dawson (5) 1B Mark Grace (4) C Hector Villanueva (1) LF Luis Salazar (2) 3B Gary Scott (2) P Greg Maddux (1)</p> |
| <p>1975</p> <p>April 10 – Pittsburgh 8 @Cubs 4 MGR Jim Marshall SS Don Kessinger (10) LF Jose Cardenal (4) 3B Bill Madlock (2) CF Rick Monday (4) RF Jerry Morales (2) 1B Pete LaCock (1) 2B *Manny Trillo (1) C Steve Swisher (1) P Bill Bonham (2)</p> | <p>1981</p> <p>April 9 – New York 2 @Cubs 0 MGR Joe Amalfitano SS Ivan Dejesus (5) 2B *Joe Strain (1) 1B Bill Buckner (4) LF *Steve Henderson (1) RF *Leon Durham (1) 3B *Ken Reitz (1) CF Scot Thompson (1) C Tim Blackwell (2) P Rick Reuschel (4)</p> | <p>1987</p> <p>April 7 – St. Louis 9 @Cubs 3 MGR Gene Michael CF Bobby Dernier (4) 2B Ryne Sandberg (6) RF *Andre Dawson (1) 3B Keith Moreland (6) C Jody Davis (5) LF Brian Dayett (2) 1B Leon Durham (7) SS Shawon Dunston (3) P Rick Sutcliffe (3)</p> | <p>1993</p> <p>April 5 – Atlanta 1 @Cubs 0 MGR Jim Lefebvre CF *Willie Wilson (1) SS Rey Sanchez (1) 1B Mark Grace (5) LF *Candy Maldonado (1) RF Sammy Sosa (2) 1B Steve Buechele (1) C Rick Wilkins (1) 2B Jose Vizcaino (1) P Mike Morgan (1)</p> |
| <p>1976</p> <p>April 9 – Cubs 0 @St. Louis 5 MGR Jim Marshall CF Rick Monday (5) LF Jose Cardenal (5) 3B Bill Madlock (3) RF Jerry Morales (3) 1B Andre Thornton (1) 2B Manny Trillo (2) C Steve Swisher (2) SS Dave Rosello (1) P Ray Burris (1)</p> | <p>1982</p> <p>April 5 – Cubs 3 @Cincinnati 2 MGR Lee Elia 2B *Bump Wills (1) SS *Larry Bowa (1) 1B Bill Buckner (5) RF Leon Durham (2) C *Keith Moreland (1) LF Steve Henderson (2) 3B *Ryne Sandberg (1) CF Ty Waller (1) P Doug Bird (1)</p> | <p>1988</p> <p>April 5 – Cubs 10 @Atlanta 9 (13) MGR Don Zimmer CF Dave Martinez (1) 2B Ryne Sandberg (7) RF Andre Dawson (2) 1B Leon Durham (8) LF Rafael Palmeiro (1) C Jody Davis (6) 3B *Vance Law (1) SS Shawon Dunston (4) P Rick Sutcliffe (4)</p> | <p>1994</p> <p>April 4 – New York 12 @Cubs 8 MGR Tom Trebelhorn CF Karl Rhodes (1) 2B Ryne Sandberg (12) 1B Mark Grace (6) LF Derrick May (1) RF Sammy Sosa (3) C Rick Wilkins (2) 3B Steve Buechele (2) SS Shawon Dunston (9) P Mike Morgan (2)</p> |
| <p>1977</p> <p>April 7 – New York 5 @Cubs 3 MGR Herman Franks SS Ivan Dejesus (1) LF Jose Cardenal (6) 1B Larry Bittner (1) RF *Bobby Murcer (1) CF Jerry Morales (4) 3B *Steve Ontiveros (1) C Steve Swisher (3) 2B Manny Trillo (3) P Ray Burris (2)</p> | <p>1983</p> <p>April 6 – Montreal 3 @Cubs 0 MGR Lee Elia LF Mel Hall (1) 2B Ryne Sandberg (2) 1B Bill Buckner (6) CF Leon Durham (3) 3B *Ron Cey (1) RF Keith Moreland (2) C Jody Davis (1) SS Larry Bowa (2) P Fergie Jenkins (7)</p> | <p>1989</p> <p>April 4 – Philadelphia 4 @Cubs 5 MGR Don Zimmer CF *Jerome Walton (1) LF Mitch Webster (1) 2B Ryne Sandberg (8) RF Andre Dawson (3) 1B Mark Grace (1) 3B Vance Law (2) SS Shawon Dunston (5) C *Joe Girardi (1) P Rick Sutcliffe (5)</p> | <p>1995</p> <p>April 26 – Cubs 7 @Cincinnati 1 MGR Jim Riggleman CF *Brian McRae (1) 2B Rey Sanchez (2) RF Sammy Sosa (4) 1B Mark Grace (7) C Rick Wilkins (3) SS Shawon Dunston (10) 3B Steve Buechele (3) LF *Scott Bullett (1) P Jim Bullinger (1)</p> |
| <p>1978</p> <p>April 7 – Cubs 0 @Pittsburgh 1 MGR Herman Franks SS Ivan Dejesus (2) CF Gene Clines (1) 1B Bill Buckner (3) RF Bobby Murcer (2) LF *Dave Kingman (1) 3B Steve Ontiveros (2) 2B Manny Trillo (4) C *Dave Rader (1) P Rick Reuschel (1)</p> | <p>1984</p> <p>April 3 – Cubs 5 @San Francisco 3 MGR Jim Frey CF Bobby Dernier (1) 2B Ryne Sandberg (3) LF *Gary Matthews (1) 3B Ron Cey (2) RF Keith Moreland (3) C Jody Davis (2) 1B Leon Durham (4) SS Larry Bowa (3) P Dick Ruthven (1)</p> | <p>1990</p> <p>April 10 – Philadelphia 1 @Cubs 2 MGR Don Zimmer CF Jerome Walton (2) 2B Ryne Sandberg (9) LF Lloyd McClendon (1) 1B Mark Grace (2) 3B Luis Salazar (1) RF Dwight Smith (1) SS Shawon Dunston (6) C Joe Girardi (2) P Mike Bielecki (1)</p> | <p>1996</p> <p>April 1 – San Diego 4 @Cubs 5 (10) MGR Jim Riggleman CF Brian McRae (2) 2B Ryne Sandberg (13) 1B Mark Grace (8) RF Sammy Sosa (5) LF Luis Gonzalez (1) C Scott Servais (1) 3B Jose Hernandez (1) SS Rey Sanchez (3) P Jaime Navarro (1)</p> |
| <p>1979</p> <p>April 5 – New York 10 @Cubs 6 MGR Herman Franks SS Ivan Dejesus (3) 2B *Ted Sizemore (1) 1B Bill Buckner (2) LF Dave Kingman (2) RF Bobby Murcer (3) 3B Steve Ontiveros (3) CF *Jerry Martin (1) C *Barry Foote (1) P Rick Reuschel (2)</p> | <p>1985</p> <p>April 9 – Pittsburgh 1 @Cubs 2 MGR Jim Frey CF Bobby Dernier (2) 2B Ryne Sandberg (4) LF Gary Matthews (2) 1B Leon Durham (5) RF Keith Moreland (4) 3B Ron Cey (3) C Jody Davis (3) SS *Shawon Dunston (1) P Rick Sutcliffe (1)</p> | <p>1991</p> <p>April 9 – St. Louis 4 @Cubs 1 MGR Don Zimmer CF Jerome Walton (3) 2B Ryne Sandberg (10) 1B Mark Grace (3) LF *George Bell (1) RF Andre Dawson (4) C Damon Berryhill (1) SS Shawon Dunston (7) 3B *Gary Scott (1) P *Danny Jackson (1)</p> | <p>1997</p> <p>April 1 – Cubs 2 @Florida 4 MGR Jim Riggleman CF Brian McRae (3) LF Brant Brown (1) 1B Mark Grace (9) RF Sammy Sosa (6) 2B Ryne Sandberg (14) SS Shawon Dunston (11) 3B *Kevin Orie (1) C Scott Servais (2) P *Terry Mulholland (1)</p> |

*Denotes Cubs Debut ... () Number of Opening Day Starts with Cubs

1998

March 31 — Cubs 6 @Florida 11
 MGR.....Jim Riggleman
 CF.....Lance Johnson (1)
 2B.....*Mickey Morandini (1)
 RF.....Sammy Sosa (7)
 1B.....Mark Grace (10)
 LF.....*Henry Rodriguez (1)
 SS.....*Jeff Blauser (1)
 3B.....Kevin Orie (2)
 C.....Scott Servais (3)
 P.....Kevin Tapani (1)

1999**April 6 — Cubs 2 @Houston 4**

MGR.....Jim Riggleman
 CF.....Lance Johnson (2)
 2B.....Mickey Morandini (2)
 RF.....Sammy Sosa (8)
 1B.....Mark Grace (11)
 LF.....Henry Rodriguez (2)
 C.....*Benito Santiago (1)
 SS.....Jose Hernandez (2)
 3B.....Gary Gaetti (1)
 P.....Steve Trachsel (1)

2000**March 29 — Cubs 5, New York 3 @Tokyo**

MGR.....Don Baylor
 2B.....*Eric Young (1)
 CF.....*Damon Buford (1)
 1B.....Mark Grace (12)
 RF.....Sammy Sosa (9)
 LF.....Henry Rodriguez (3)
 3B.....Shane Andrews (1)
 SS.....Jose Nieves (1)
 C.....Joe Girardi (3)
 P.....Jon Lieber (1)

2001**April 2 — Montreal 5 @Cubs 4 (10)**

MGR.....Don Baylor
 2B.....Eric Young (2)
 3B.....*Bill Mueller (1)
 RF.....Sammy Sosa (10)
 LF.....Rondell White (1)
 1B.....*Matt Stairs (1)
 SS.....Ricky Gutierrez (1)
 CF.....Damon Buford (2)
 C.....Joe Girardi (4)
 P.....Jon Lieber (2)

2002**April 1 — Cubs 4 @Cincinnati 5**

MGR.....Don Baylor
 2B.....Delino DeShields (1)
 CF.....Corey Patterson (1)
 RF.....Sammy Sosa (11)
 1B.....Fred McGriff (1)
 LF.....Roosevelt Brown (1)
 SS.....*Alex Gonzalez (1)
 C.....Todd Hundley (1)
 3B.....*Chris Stynes (1)
 P.....Jon Lieber (3)

2003**March 31 — Cubs 15 @New York 2**

MGR.....Dusty Baker
 2B.....*Mark Grudzielanek (1)
 SS.....Alex Gonzalez (2)
 RF.....Sammy Sosa (12)
 LF.....*Moises Alou (1)
 1B.....Hee Seop Choi (1)
 3B.....*Mark Bellhorn (1)
 CF.....Corey Patterson (2)
 C.....*Damian Miller (1)
 P.....Kerry Wood (1)

2004**April 5 — Cubs 7 @Reds 4**

MGR.....Dusty Baker
 2B.....Mark Grudzielanek (2)
 CF.....Corey Patterson (3)
 RF.....Sammy Sosa (13)
 LF.....Moises Alou (2)
 3B.....Aramis Ramirez (1)
 1B.....*Derrek Lee (1)
 SS.....Alex Gonzalez (3)
 C.....*Michael Barrett (1)
 P.....Kerry Wood (2)

2005**April 4 — Cubs 16 @Diamondbacks 6**

MGR.....Dusty Baker
 CF.....Corey Patterson (4)
 2B.....Todd Walker (1)
 SS.....Nomar Garciaparra (1)
 3B.....Aramis Ramirez (2)
 RF.....*Jeromy Burnitz (1)
 1B.....Derrek Lee (2)
 LF.....Todd Hollandsworth (1)
 C.....Michael Barrett (2)
 P.....Carlos Zambrano (1)

2006**April 3 — Cubs 16 @Reds 7**

MGR.....Dusty Baker
 CF.....*Juan Pierre (1)
 2B.....Todd Walker (2)
 1B.....Derrek Lee (3)
 3B.....Aramis Ramirez (3)
 RF.....*Jacque Jones (1)
 C.....Michael Barrett (3)
 LF.....Matt Murton (1)
 SS.....Ronny Cedeno (1)
 P.....Carlos Zambrano (2)

2007**April 2 — @Reds 5 Cubs 1**

MGR.....Lou Piniella
 CF.....*Alfonso Soriano (1)
 LF.....Matt Murton (2)
 1B.....Derrek Lee (4)
 3B.....Aramis Ramirez (4)
 RF.....Jacque Jones (2)
 C.....Michael Barrett (4)
 2B.....*Mark DeRosa (1)
 SS.....Cesar Izturis (1)
 P.....Carlos Zambrano (3)

2008**March 31 — Brewers 4 @Cubs 3 (10)**

MGR.....Lou Piniella
 SS.....Ryan Theriot (1)
 LF.....Alfonso Soriano (2)
 1B.....Derrek Lee (5)
 3B.....Aramis Ramirez (5)
 RF.....*Kosuke Fukudome (1)
 2B.....Mark DeRosa (2)
 C.....Geovany Soto (1)
 CF.....Felix Pie (1)
 P.....Carlos Zambrano (4)

2009**April 6 — Cubs 4 @Astros 2**

MGR.....Lou Piniella
 LF.....Alfonso Soriano (3)
 CF.....Kosuke Fukudome (2)
 1B.....Derrek Lee (6)
 RF.....*Milton Bradley (1)
 3B.....Aramis Ramirez (6)
 2B.....Mike Fontenot (1)
 C.....Geovany Soto (2)
 SS.....Ryan Theriot (2)
 P.....Carlos Zambrano (5)

2010**April 5 — @Braves 16 Cubs 5**

MGR.....Lou Piniella
 SS.....Ryan Theriot (3)
 RF.....Kosuke Fukudome (3)
 1B.....Derrek Lee (7)
 3B.....Aramis Ramirez (7)
 CF.....*Marlon Byrd (1)
 LF.....Alfonso Soriano (4)
 2B.....Mike Fontenot (2)
 C.....Geovany Soto (3)
 P.....Carlos Zambrano (6)

2011**April 1 — Pirates 6 @Cubs 3**

MGR.....Mike Quade
 RF.....Kosuke Fukudome (4)
 SS.....Starlin Castro (1)
 CF.....Marlon Byrd (2)
 3B.....Aramis Ramirez (8)
 1B.....*Carlos Peña (1)
 C.....Geovany Soto (4)
 LF.....Alfonso Soriano (5)
 2B.....Darwin Barney (1)
 P.....Ryan Dempster (1)

2012**April 5 — Nationals 2 @Cubs 1**

MGR.....Dale Sveum
 RF.....*David DeJesus (1)
 2B.....Darwin Barney (2)
 SS.....Starlin Castro (2)
 LF.....Alfonso Soriano (6)
 3B.....*Ian Stewart (1)
 1B.....Jeff Baker (1)
 CF.....Marlon Byrd (3)
 C.....Geovany Soto (5)
 P.....Ryan Dempster (2)

2013**April 1 — Cubs 3 @Pirates 1**

MGR.....Dale Sveum
 CF.....David DeJesus (2)
 SS.....Starlin Castro (3)
 1B.....Anthony Rizzo (1)
 LF.....Alfonso Soriano (7)
 RF.....*Nate Schierholz (1)
 C.....Wellington Castillo (1)
 3B.....Luis Valbuena (1)
 2B.....*Brent Lillibridge (1)
 P.....Jeff Samardzija (1)

2014**March 31 — @Pirates 1 Cubs 0 (10)**

MGR.....Rick Renteria
 CF.....*Emilio Bonifacio (1)
 LF.....Junior Lake (1)
 SS.....Starlin Castro (4)
 1B.....Anthony Rizzo (2)
 3B.....*Mike Olt (1)
 C.....Wellington Castillo (2)
 RF.....Nate Schierholz (2)
 2B.....Darwin Barney (3)
 P.....Jeff Samardzija (2)

2015**April 5 — Cardinals 3 @Cubs 0**

MGR.....Joe Maddon
 CF.....*Dexter Fowler (1)
 RF.....Jorge Soler (1)
 1B.....Anthony Rizzo (3)
 SS.....Starlin Castro (5)
 LF.....Chris Coghlan (1)
 3B.....Mike Olt (2)
 C.....*David Ross (1)
 P.....*Jon Lester (1)
 2B.....*Tommy La Stella (1)

2016**April 4 — Cubs 9 @Angels 0**

MGR.....Joe Maddon
 CF.....Dexter Fowler (2)
 RF.....Jason Heyward (1)
 2B.....*Ben Zobrist (1)
 1B.....Anthony Rizzo (4)
 3B.....Kris Bryant (1)
 LF.....Kyle Schwarber (1)
 DH.....Jorge Soler (1)
 C.....Miguel Montero (1)
 SS.....Addison Russell (1)
 P.....Jake Arrieta (1)

2017**April 2 — @Cardinals 4 Cubs 3**

MGR.....Joe Maddon
 LF.....Kyle Schwarber (2)
 3B.....Kris Bryant (2)
 1B.....Anthony Rizzo (5)
 RF.....Ben Zobrist (2)
 SS.....Addison Russell (2)
 CF.....Jason Heyward (2)
 C.....Willson Contreras (1)
 P.....Jon Lester (2)

Cubs On Opening Day**Opening Day Record**

Overall Opening Day Record (Since 1876): 76-64-2
Record in Chicago Openers: 80-60-2
Record in Road Openers: 79-63
Record in Wrigley Field Openers: 54-47-1

Most Opening Day Starts by Position (Year of Last Start)

Pitcher: 7, Fergie Jenkins (1983)
Catcher: 12, Gabby Hartnett (1938)
First Base: 16, Cap Anson (1895)
 Since 1900: 12, Charlie Grimm (1936) and Mark Grace (2000)
Second Base: 13, Ryne Sandberg (1997)
Shortstop: 11, Shawn Dunston (1997)
Third Base: 13, Ron Santo (1973)
Left Field: 10, Billy Williams (1973)
Center Field: 8, George Gore (1886)
 Since 1900: 7, Andy Pafko (1951)
Right Field: 13, Sammy Sosa (2004)

Opening Day Highs and Lows

Most Runs: 16 2005 (16-6 win at Arizona)
 2006 (16-7 win at Cincinnati)
Fewest Runs: 0 14x, last: 2015 (3-0 loss vs. St. Louis)*
Most Hits: 23 2005 (16-6 win at Arizona)
Fewest Hits: 2 1914 (10-1 loss at Cincinnati)
Most Runs Allowed: 16 2010 (16-5 loss at Atlanta)
Fewest Runs Allowed: 0 7x, last: 2016 (9-0 win at Los Angeles-A.L.)
Most Hits Allowed: 17 1965 (10-10 tie vs. St. Louis)
Fewest Hits Allowed: 1 1934 (6-0 win at Cincinnati)
Largest Margin of Victory: 14 1899 (15-1 win at Louisville)
 Since 1900: 13 2003 (15-2 win at New York)
Largest Margin of Defeat: 12 1884 (15-3 loss at New York)
 Since 1900: 11 2010 (16-5 win at Atlanta)
Longest Game (Innings): 13 2x, last: 1988 (10-9 win at Atlanta)

Cubs Winning And Losing Streaks

LAST WINNING STREAKS OF ...

| |
|--|
| 5+ Games: 2017.....9/12-19 (7 G) |
| 8+ Games: 2016.....7/31-8/12 (11 G) |
| 12 Games: 2001.....5/19-6/2 |
| 13+ Games: 1936.....6/4-21 (15 G) |
| 16+ Games: 1935.....9/4-27 (21 G) |

LAST WRIGLEY FIELD WINNING STREAKS OF ...

| |
|--|
| 4+ Games: 2017.....9/12-30 (8 G) |
| 9 Games: 2017.....8/18-9/2 |
| 10+ Games: 2008.....5/18, 5/26-6/1, 6/10-12, 6/20-22 (14 G) |
| 15+ Games: 1935.....9/4-22 (18 G) |

LAST ROAD WINNING STREAKS OF ...

| |
|--|
| 5+ Games: 2017.....7/2-27 (9 G) |
| 10+ Games: 1945.....7/1-8, 8/3 (12 G) |
| 13+ Games: 1906.....8/6-13, 9/3-4, 9/13-15 (14 G) |

BEST SEASON STREAKS ...

| |
|--|
| 1879.....15-1 ... 18-2 ... 21-3 |
| 1880.....14-1 ... 14-2 ... 35-3 ... 36-4 |
| 1869.....11-1 |
| 1934.....7-0 ... 9-1 |

LAST LOSING STREAKS OF ...

| |
|--|
| 7 Games: 2014.....9/5-12 |
| 8 Games: 2012.....7/31-8/8 |
| 9+ Games: 2012.....5/15-27 (12 G) |
| 13+ Games: 1997.....4/1-20 (14 G) |

LAST WRIGLEY FIELD LOSING STREAKS OF ...

| |
|---|
| 5+ Games: 2013.....8/1-4, 8/12-14 (7 G) |
| 8 Games: 2010.....8/6-8, 8/16-20 |
| 9 Games: 2006.....5/31, 6/13-18, 6/26-27 |
| 10+ Games: 1994.....4/4-5/3 (12 G) |

LAST ROAD LOSING STREAKS OF ...

| |
|--|
| 4+ Games: 2017.....5/13-6/12 (9 G) |
| 10+ Games: 2012.....5/15-6/4 (11 G) |

WORST SEASON STREAKS ...

| |
|-------------------------------|
| 1997.....0-14 |
| 1981.....1-13 ... 5-27 |
| 1962.....0-7 ... 1-9 ... 4-17 |
| 1983.....0-6 ... 2-10 |

BEST/WORST STARTS

Longest Win Streaks At Start Of Year

| |
|-------------------------------|
| Overall: 7 games, 1934 |
| At Home: 21 games, 1880 |
| (since 1900 – 10 games, 1970) |
| On The Road: 7 games, 1883 |
| (since 1900 – 6 games, 1934) |

Longest Loss Streaks At Start Of Year

| |
|----------------------------|
| Overall: 14 games, 1997 |
| At Home: 12 games, 1994 |
| On The Road: 9 games, 1981 |

Best Second-Half Start Overall:

7-0, 1933

Since Return Of One All-Star Game:

6-0, 2017

Best Second-Half 20-Game Starts

| |
|---------------|
| 1935.....17-3 |
| 1945.....16-4 |
| 2000.....15-5 |

Cubs Best And Worst Monthly Records

| MONTH | BEST RECORD | MOST WINS | FEWEST LOSSES |
|--------------------------|--------------------|-----------------------|----------------|
| March/April | 1907 – 13-2 (.867) | 17 (2008, 2016) | 2 (1907, 1934) |
| May | 1879 – 14-1 (.933) | 21 (1903, 1977) | 1 (1879) |
| June | 1880 – 16-1 (.941) | 21 (1885, 1936, 1967) | 1 (1880) |
| July | 1876 – 11-2 (.846) | 26 (1935, 1945) | 2 (1876) |
| August | 1906 – 26-3 (.897) | 26 (1906) | 3 (1880, 1906) |
| September/October | 1882 – 16-2 (.889) | 28 (1908) | 2 (1876, 1882) |
| MONTH | WORST RECORD | MOST LOSSES | FEWEST WINS |
| March/April | 1944 – 1-9 (.100) | 19 (1997) | 1 (1944) |
| May | 2006 – 7-22 (.241) | 22 (2006) | 4 (1877, 1878) |
| June | 1954 – 4-21 (.160) | 21 (1954) | 4 (1954) |
| July | 1960 – 8-21 (.276) | 24 (1957) | 4 (1877) |
| August | 1878 – 2-10 (.167) | 24 (1999) | 2 (1878, 1994) |
| September/October | 1879 – 4-12 (.250) | 22 (1900, 1979, 2000) | 4 (1879) |

Cubs vs. Opponents Since 1876

| VS. NATIONAL LEAGUE: 10,636-10,090 | OVERALL RECORD: 10,803-10,258 | VS. FORMER N.L. CLUBS |
|--|--|------------------------------------|
| First Game: 4/25/1876 @ Louisville (Chicago won 4-0) | At Wrigley Field: 4,266-3,743 | Baltimore (1892-1899).....38-60 |
| In Chicago:5,334-4,612 | VS. AMERICAN LEAGUE: 167-168 | Buffalo (1879-1885).....61-33 |
| 23rd Street Grounds42-18 | First Game: 6/13/1997 vs. Milwaukee (Chicago lost 4-2) | Cincinnati (1876-1880).....33-23 |
| Lakefront Park225-86 | At Wrigley Field90-79 | Cleveland (1879-1884).....45-33 |
| West Side Park288-131 | All A.L. Road Sites77-89 | Cleveland (1889-1899).....81-77 |
| South Side Park II61-49 | VS. CURRENT A.L. OPPONENTS | Detroit (1881-1888).....81-45 |
| West Side Grounds1,042-664 | Baltimore (since 2003).....9-3 | Hartford (1876-1877).....10-12 |
| Wrigley Field4,176-3,664 | Boston (since 1998).....8-7 | Indianapolis (1878).....8-4 |
| All N.L. Road Sites4,802-5,478 | Chicago (A.L.) (since 1997).....54-58 | Indianapolis (1887-1889).....40-18 |
| VS. CURRENT N.L. OPPONENTS | Cleveland (since 1997).....9-9 | Kansas City (1886).....17-1 |
| Arizona (since 1998).....67-77 | Detroit (since 1998).....5-16 | Louisville (1876-1877).....13-9 |
| Atlanta (since 1876).....1,238-1,039 | Houston (since 1962 [A.L. 2013]).....333-378 | Louisville (1892-1899).....59-41 |
| Cincinnati (since 1890).....1,153-1,129 | Kansas City (since 1997).....12-9 | Milwaukee (1878).....10-2 |
| Colorado (since 1993).....97-95 | L.A. of Anaheim (since 2004).....9-5 | New York (1876).....7-1 |
| Los Angeles (since 1890).....1,036-1,049 | Minnesota (since 1997).....14-13 | Philadelphia (1876).....7-1 |
| Miami (since 1993).....97-95 | New York (A.L.) (since 2003).....4-12 | Providence (1878-1885).....60-46 |
| Milwaukee (since 1997 [N.L. 1998]).....169-161 | Oakland (since 2004).....8-4 | St. Louis (1876-1877).....12-10 |
| New York (since 1896).....372-359 | Seattle (since 2002).....9-6 | St. Louis (1885-1886).....27-6 |
| Philadelphia (since 1883).....1,228-1,108 | Tampa Bay (since 2003).....5-8 | Syracuse (1879).....8-1 |
| Pittsburgh (since 1887).....1,208-1,270 | Texas (since 2002).....8-7 | Troy (1879-1882).....7-1 |
| St. Louis (since 1892).....1,221-1,161 | Toronto (since 2003).....7-8 | Washington (1886-1889).....53-21 |
| San Diego (since 1969).....260-218 | | Washington (1892-1899).....67-33 |
| San Francisco (since 1883).....1,072-1,142 | | Worcester (1880-1882).....28-8 |
| Washington (since 1969).....291-315 | | |

Cubs vs. Arizona Diamondbacks (67-77 Record)

First Game: 5/11/1998 @ Arizona's Bank One Ballpark (now known as Chase Field) (Cubs won 4-2)

At Wrigley Field **38-32**
At Chase Field **29-45**

Last 3-Game Sweep at Wrigley Field 2015 (9/4-6)
Last 3-Game Sweep on Road 2010 (7/5-7)
Last 3-Game Sweep at Wrigley Field 1999 (8/9-11)
Last 3-Game Swept on Road 2014 (7/18-20)
 No 4-Game Sweeps

Last Doubleheader at Wrigley Field 8/3/06 (split)
 No doubleheaders played in Arizona
 No doubleheader sweeps

Most Wins: 7 1998
Fewest Wins: 2 eight times: last, 2014
Most Losses: 7 1999
Fewest Losses: 1 2010
Longest Win Streak: 8 4/30/2010-4/5/2011
Longest Loss Streak:
 7 twice: last, 6/13/2001- 8/17/2002
Most Home Wins: 4 2000
Fewest Home Wins: 0 1999
Most Home Losses: 3 1998, 1999, 2005

Fewest Home Losses: 0 2008, 2012, 2015
Most Road Wins: 4 1998
Fewest Road Wins: 0 2000, 2006, 2014
Most Road Losses: 5 2001, 2012
Fewest Road Losses: 0 2010
Most Runs, Cubs: 16 twice, last: 8/1/2017 (16-4)
Most Runs, D-backs: 15 7/31/2006 (4-15)
Most Runs, Both Teams: 22 4/4/2005 (16-6)
Largest Margin of Victory: 12 8/1/2017 (16-4)
Largest Margin of Defeat:
 11 twice, last: 7/31/2006 (4-15)
Longest Game, Innings: 14 8/1/2003 (4-3)

At Wrigley Field

Most Runs, Cubs: 16 8/1/2017 (16-4)
Most Runs, D-backs: 15 7/31/2006 (4-15)
Most Runs, Both Teams: 20 8/1/2017 (16-4)
Largest Margin of Victory: 12 8/1/2017 (16-4)
Largest Margin of Defeat: 11 7/31/2006 (4-15)
Longest Game, Innings: 14 8/1/2003 (4-3)
Longest Win Streak: 5 twice, last: 9/4/2015-6/4/2016
Longest Loss Streak: 4 8/5/1998-8/11/1999

LAST 10 SEASONS

| YEAR | REC | HOME | ROAD |
|---------------|--------------|--------------|--------------|
| 2008 | 4-2 | 3-0 | 1-2 |
| 2009 | 2-4 | 1-2 | 1-2 |
| 2010 | 6-1 | 3-1 | 3-0 |
| 2011 | 4-3 | 2-1 | 2-2 |
| 2012 | 4-5 | 3-0 | 1-5 |
| 2013 | 3-4 | 1-2 | 2-2 |
| 2014 | 2-5 | 2-2 | 0-3 |
| 2015 | 4-2 | 3-0 | 1-2 |
| 2016 | 5-2 | 2-1 | 3-1 |
| 2017 | 3-3 | 1-2 | 2-1 |
| TOTALS | 37-31 | 21-11 | 16-20 |

LAST TRADE WITH D-BACKS

12/9/2014: C Miguel
 Montero for P Zack Godley
 and P Jeferson Mejia

Cubs vs. Atlanta Braves (1,238-1,039 Record)

First Game: 5/30/1876 at Boston's South End Grounds (Chicago won 5-1)

Boston (1876-1952) **871-613**
Milwaukee (1953-1965) **112-158**
Atlanta (Since 1966) **255-268**
In Chicago **689-455**

23rd Street Grounds 5-6
 Lakefront Park 33-12
 West Side Park 40-19
 South Side Park II 8-5
 West Side Grounds 141-72
 Wrigley Field 462-341

On the Road **549-584**

BOS: South End Grounds I 38-41
 BOS: South End Grounds II 20-29
 BOS: Congress Street Grounds 1-2
 BOS: South End Grounds III 107-84
 BOS: Fenway Park 4-8
 BOS: Braves Field 210-190
 MIL: County Stadium 53-82
 ATL: Fulton County Stadium 83-105
 ATL: Turner Field 30-43
 ATL: SunTrust Park (Since 2017) 3-0

Last 3-Game Sweep at Wrigley Field 2008 (6/10-12)
Last 3-Game Sweep on Road 2017 (7/17-19)
Last 4-Game Sweep at Wrigley Field 2015 (8/20-23)
Last 4-Game Sweep on Road 1945 (7/3-5)
Last 3-Game Sweep at Wrigley Field 2006 (5/26-28)
Last 3-Game Swept on Road 2014 (5/9-11)
Last 4-Game Swept at Wrigley Field 1992 (7/9-12)
Last 4-Game Swept on Road 2005 (7/4-7)
Last Doubleheader 8/13/2008 @ Atlanta (sweep)
Last Wrigley Field Doubleheader Sweep 5/24/1984
Last Road Doubleheader Sweep 8/13/2008

Most Wins: 21 1909
Fewest Wins: 1 four times: last, 2014

Most Losses: 16 1914, 1948, 1954
Fewest Losses: 0 2008
Longest Win Streak: 10 6/12-9/26/1909
Longest Loss Streak: 9 7/21/1883-5/19/1884
Since 1900:
 7 three times: last 8/24/2005-9/10/2006
Most Home Wins: 11 1922
Fewest Home Wins: 0 1994, 2001, 2006
Most Home Losses: 8 four times: last, 1957
Fewest Home Losses: 0 five times: last, 2015
Most Road Wins: 11 1909
Fewest Road Wins: 0 six times: last 2014
Most Road Losses: 9 five times: last 1948
Fewest Road Losses: 0 1876, 1909, 2008, 2017
Most Runs, Cubs: 24 twice: last, 7/3/1945 (24-2)
Most Runs, Braves: 25 9/10/1894 (8-25)
Since 1900: 23 9/2/1957-1 (10-23)
Most Runs, Both Teams: 34 7/1/1885 (24-10)
Since 1900: 33 9/2/1957-1 (10-23)
Largest Margin of Victory: 22 7/3/1945 (24-2)
Largest Margin of Defeat: 17 9/10/1894 (8-25),
 6/13/1895 (3-20), 5/20/1996 (1-18)
Longest Game, Innings: 22 5/17/1927 (4-3)

At Wrigley Field

Most Runs, Cubs: 18 8/28/1936 (18-3)
Most Runs, Braves: 23 9/2/1957-1 (10-23)
Most Runs, Both Teams: 33 9/2/1957-1 (10-23)
Largest Margin of Victory: 16 6/12/1936 (17-1)
Largest Margin of Defeat:
 14 8/15/1973 (1-15), 4/15/1994 (5-19)
Longest Game, Innings: 19 8/17/1932 (3-2)
Longest Win Streak: 19 9/23/1921-6/12/1923
Longest Loss Streak:
 7 5/21/1954-7/7/1954 & 9/2/1957-1-4/29/1958

LAST 10 SEASONS

| YEAR | REC | HOME | ROAD |
|---------------|--------------|--------------|--------------|
| 2008 | 6-0 | 3-0 | 3-0 |
| 2009 | 2-4 | 1-2 | 1-2 |
| 2010 | 2-4 | 1-2 | 1-2 |
| 2011 | 3-4 | 1-3 | 2-1 |
| 2012 | 4-3 | 2-1 | 2-2 |
| 2013 | 1-5 | 1-2 | 0-3 |
| 2014 | 1-5 | 1-2 | 0-3 |
| 2015 | 6-1 | 4-0 | 2-1 |
| 2016 | 3-3 | 1-2 | 2-1 |
| 2017 | 6-1 | 3-1 | 3-0 |
| TOTALS | 34-30 | 18-15 | 16-15 |

LAST TRADE WITH BRAVES

11/16/2014: IF Tommy La
 Stella and one interna-
 tional signing bonus slot for
 P Aroldys Vizcaino and three
 international bonus signing
 slots

ONE AND DONE

Here are the most recently scheduled one-game series in Cubs history:

| Date | Opponent | Notes |
|-----------|-----------------|---|
| 7/6/2017 | vs. Milwaukee | Make-up game for May 20 rainout ... Cubs lost 11-2 |
| 7/7/2016 | vs. Atlanta | Make-up game for April 30 rainout ... Cubs lost 4-3 |
| 9/28/2015 | vs. Kansas City | Make-up game for May 30 rainout ... Cubs won 1-0 |
| 8/24/2015 | vs. Cleveland | Make-up game for June 15 rainout ... Cubs won 2-1 |
| 7/8/2013 | at White Sox | Make-up game for May 28 rainout ... Cubs won 8-2 |
| 5/6/2013 | vs. Texas | Make-up game for April 17 rainout ... Cubs won 9-2 |
| 6/27/2011 | vs. Colorado | Make-up game for April 27 rainout ... Cubs won 7-3 |

Cubs vs. Chicago White Sox (54-58 Record)

First Game: 6/16/1997 @ Comiskey Park (II)
(now known as Guaranteed Rate Field) (Cubs won 8-3)
At Wrigley Field **28-28**
At Guaranteed Rate Field **26-30**

Last 3-Game Sweep at Wrigley Field 2008 (6/20-22)
Last 3-Game Sweep on Road 2007 (6/22-24)
Last 3-Game Swept at Wrigley Field 2012 (5/18-20)
Last 3-Game Swept on Road 2008 (6/27-29)
No doubleheaders have been played.

Most Wins: 5 2007
Fewest Wins: 1 1997, 2014
Most Losses: 4 eight times: last 2012
Fewest Losses: 0 1998, 2013
Longest Win Streak: 6 6/22/2007-6/22/2008
Longest Loss Streak: 5 6/27/09-6/12/2010
Most Home Wins: 3 1998, 2004, 2008
Fewest Home Wins: 0 1999, 2012, 2014
Most Home Losses: 3 1999, 2012
Fewest Home Losses: 0 1998, 2004, 2008, 2013, 2016

Most Road Wins: 3 2007
Fewest Road Wins: 0 2008, 2016
Most Road Losses: 3 2008
Fewest Road Losses: 0 2007, 2013, 2017
Most Runs, Cubs: 15 7/2/2006 (15-11)
Most Runs, White Sox: 13 6/28/2002 (9-13)
Most Runs, Both Teams: 26 7/2/2006 (15-11)
Largest Margin of Victory: 9 6/18/2012 (12-3)
Largest Margin of Defeat: 10 6/24/2005 (2-12)
Longest Game, Innings: 14 6/9/2000 (5-6)

At Wrigley Field

Most Runs, Cubs: 15 7/2/2006 (15-11)
Most Runs, White Sox: 12 6/20/2003 (3-12)
Most Runs, Both Teams: 26 7/2/2006 (15-11)
Largest Margin of Victory:
7 twice: last 7/27/2016 (8-1)
Largest Margin of Defeat: 9 6/20/2003 (3-12)
Longest Game, Innings:
12 three times: last 5/5/2014 (1-3)
Longest Win Streak: 4 6/22/2003-7/4/2004
Longest Loss Streak:
4 twice: last 5/5/2014-7/11/2015

LAST 10 SEASONS

| YEAR | REC | HOME | ROAD |
|---------------|--------------|--------------|--------------|
| 2008 | 3-3 | 3-0 | 0-3 |
| 2009 | 2-4 | 1-2 | 1-2 |
| 2010 | 2-4 | 1-2 | 1-2 |
| 2011 | 2-4 | 1-2 | 1-2 |
| 2012 | 2-4 | 0-3 | 2-1 |
| 2013 | 4-0 | 2-0 | 2-0 |
| 2014 | 1-3 | 0-2 | 1-1 |
| 2015 | 3-3 | 1-2 | 2-1 |
| 2016 | 2-2 | 2-0 | 0-2 |
| 2017 | 3-1 | 1-1 | 2-0 |
| TOTALS | 24-28 | 12-14 | 12-14 |

LAST TRADE WITH WHITE SOX
7/13/2017: P José Quintana for OF Eloy Jiménez, P Dylan Cease, INF Bryant Flete and INF Matt Rose

Cubs vs. Cincinnati Reds (1,153-1,129 Record)

First Game: 4/19/1890 at Chicago's League Park
(Chicago won 5-4)

In Chicago **626-526**
West Side Park 12-3
South Side Park II 4-7
West Side Grounds 143-73
Wrigley Field 467-443

On the Road **527-603**
League Park I 19-16
League Park II 19-33
Palace of the Fans 66-42
Crosley Field 272-342
Cinergy Field 89-107
Great American Ball Park (Since 2003) 62-63

Last 3-Game Sweep at Wrigley Field 2017 (5/16-18)
Last 3-Game Sweep on Road 2016 (6/27-29)
Last 4-Game Sweep at Wrigley Field 1945 (6/8-10)
Last 4-Game Sweep on Road 1937 (9/27-30)
Last 3-Game Swept at Wrigley Field 2013 (8/12-14)
Last 3-Game Swept on Road 1996 (9/24-26)
Last 4-Game Swept at Wrigley Field 1968 (8/16-18)
Last 4-Game Swept on Road 1983 (4/8-11)
Last Doubleheader 7/22/2015 @ Cincinnati (split)
Last Wrigley Field Doubleheader 9/7/1999 (split)
Last Wrigley Field Doubleheader Sweep 8/28/1984
Last Road Doubleheader Sweep 7/9/1972

Most Wins: 21 1945
Fewest Wins: 1 1975, 1981
Most Losses: 17 1950
Fewest Losses: 1 1945

Longest Win Streak: 16 9/14/1944-8/3/1945
Longest Loss Streak: 12 8/31/1956-6/2/1957-1945
Most Home Wins: 11 1945
Fewest Home Wins: 1 six times: last 2013
Most Home Losses: 9 1943, 1950, 2013
Fewest Home Losses: 0 1945
Most Road Wins: 10 1945
Fewest Road Wins: 0 1975, 1981
Most Road Losses: 10 1956
Fewest Road Losses: 1 1945, 1972, 1989
Most Runs, Cubs: 22 8/13/1937 (22-6)
Most Runs, Reds: 23 7/6/1949 (4-23)
Most Runs, Both Teams: 33 10/2/1891 (16-17)
Since 1900: 31 7/28/1977 (16-15, 13 innings)
Largest Margin of Victory: 17 4/23/1926 (18-1)
Largest Margin of Defeat: 20 6/1/1957 (2-22)
Longest Game, Innings: 20 6/30/1892 (7-7)
Since 1900:
18 four times: last 5/10/7-23/1979 (9-8)

At Wrigley Field

Most Runs, Cubs: 22 8/13/1937 (22-6)
Most Runs, Reds: 18 6/13/1975 (11-18)
Most Runs, Both Teams:
31 7/28/1977 (16-15, 13 innings)
Largest Margin of Victory: 17 4/23/1926 (18-1)
Largest Margin of Defeat: 17 9/4/1988 (0-17)
Longest Game, Innings:
18 7/19/1966 (2-3), 5/10/7-23/1979 (9-8)
Longest Win Streak: 12 9/14/1944-9/3/1945-2
Longest Loss Streak: 12 8/10/2012-6/12/2013

LAST 10 SEASONS

| YEAR | REC | HOME | ROAD |
|---------------|--------------|--------------|--------------|
| 2008 | 8-7 | 6-3 | 2-4 |
| 2009 | 10-5 | 6-3 | 4-2 |
| 2010 | 4-12 | 1-6 | 3-6 |
| 2011 | 7-11 | 5-4 | 2-7 |
| 2012 | 4-12 | 2-8 | 2-4 |
| 2013 | 5-14 | 1-9 | 4-5 |
| 2014 | 8-11 | 5-4 | 3-7 |
| 2015 | 13-6 | 6-4 | 7-2 |
| 2016 | 15-4 | 7-2 | 8-2 |
| 2017 | 12-7 | 7-3 | 5-4 |
| TOTALS | 86-89 | 46-46 | 40-43 |

LAST TRADE WITH REDS
5/19/2012: C Koyie Hill for a cash consideration

GAME DEFINITIONS

Night Game: Any game scheduled to start after 5 p.m. is considered a night game. If a game is scheduled to start at 5 p.m. and is delayed by rain or for any other reason, it is considered a day game. If a game is scheduled to start at 5:01 p.m., it is considered a night game.

Two-Night Doubleheaders: Any two-night doubleheader scheduled to start after 4 p.m. is considered two night games. If a two-night doubleheader begins before 4 p.m., both contests are considered day games.

Tie Game: A regulation game that is called by the umpire-in-chief when both teams have the same number of runs is a tie game. Player performances are official and are entered in the records, but the game does not count in the league standings and may be rescheduled at a later date.

Suspended Game: A game becomes a suspended game if it has progressed far enough (4 1/2 or 5 innings) to be an official game and is stopped because of (1) a curfew imposed by law, or (2) a pre-arranged time limit, or (3) darkness when a local law prohibits turning on the lights or when lights are not available.

Cubs vs. Colorado Rockies (97-95 Record)

First Game: 4/26/1993 @ Colorado's Mile High Stadium (Cubs won 6-3)

At Wrigley Field **51-43**
On the Road **46-52**
 Mile High Stadium 8-4
 Coors Field (Since 1995) 38-48

Last 3-Game Sweep at Wrigley Field.....2007 (6/25-27)
Last 3-Game Sweep on Road2004 (8/3-5)
Last 4-Game Sweep at Wrigley Field...2008 (5/29-6/1)
Last 4-Game Sweep on RoadNever done
Last 3-Game Swept at Wrigley FieldNever done
Last 3-Game Swept on Road2012 (9/25-27)
Last 4-Game Swept at Wrigley FieldNever done
Last 4-Game Swept on Road 1997 (7/24-27)
Last Doubleheader5/9/2017 @ Coors Field (split)
Last Wrigley Field Doubleheader Sweep 7/19/1997

Most Wins: 8 1993
Fewest Wins: 2 eight times: last 2017
Most Losses: 9 1997
Fewest Losses: 1 2004, 2008
Longest Win Streak:
 6twice, last: 10/1/2006-8/10/2007
Longest Loss Streak: 7 8/2/1996-5/1/1997
Most Home Wins: 5 1993
Fewest Home Wins: 1 seven times: last 2017

Most Home Losses: 51994, 1996
Fewest Home Losses: 02007, 2008, 2010
Most Road Wins: 51994, 1998
Fewest Road Wins: 0 1997, 2010, 2012
Most Road Losses: 61997
Fewest Road Losses: 02004
Most Runs, Cubs: 268/18/1995 (26-7)
Most Runs, Rockies: 177/30/2010 (17-2)
Most Runs, Both Teams: 338/18/1995 (26-7)
Largest Margin of Victory: 198/18/1995 (26-7)
Largest Margin of Defeat: 157/30/10 (17-2)
Longest Game, Innings: 167/29/14 (4-3)

At Wrigley Field

Most Runs, Cubs:
 135/4/1993 (13-14, 11 innings), 5/4/1999 (13-12)
Most Runs, Rockies:
 145/4/1993 (13-14, 11 innings), 8/9/2001 (5-14)
Most Runs, Both Teams:
 27 5/4/1993 (13-14, 11 innings)
Largest Margin of Victory: 115/7/2004 (11-0)
Largest Margin of Defeat: 98/9/2001 (5-14)
Longest Game, Innings: 167/29/14 (4-3)
Longest Win Streak: 9 10/1/2006-4/13/2009
Longest Loss Streak:
 57/4/1994-6/9/1995 & 8/2/1996-4/16/1997

LAST 10 SEASONS

| YEAR | REC | HOME | ROAD |
|---------------|--------------|--------------|--------------|
| 2008 | 5-1 | 4-0 | 1-1 |
| 2009 | 2-4 | 1-1 | 1-3 |
| 2010 | 2-3 | 2-0 | 0-3 |
| 2011 | 2-4 | 1-2 | 1-2 |
| 2012 | 2-4 | 2-1 | 0-3 |
| 2013 | 3-3 | 2-1 | 1-2 |
| 2014 | 5-2 | 3-1 | 2-1 |
| 2015 | 4-2 | 2-1 | 2-1 |
| 2016 | 2-4 | 1-2 | 1-2 |
| 2017 | 2-5 | 1-3 | 1-2 |
| TOTALS | 29-32 | 19-12 | 10-20 |

LAST TRADE WITH ROCKIES
6/26/2017: P Matt Carasiti
 for P Zac Rosscup

Cubs vs. Houston Astros (333-378 Record)

First Game: 4/10/1962 @ Houston's Colt Stadium (Cubs lost 11-2)

As N.L. **329-376**
As A.L. **4-2**
At Wrigley Field **186-170**
On the Road **147-208**
 Colt Stadium 9-18
 Astrodome 83-137
 Minute Maid Park (Since 2000) 53-53
 Miller Park (2008) 2-0

Last 3-Game Sweep at Wrigley Field...2012 (6/29-7/1)
Last 3-Game Sweep on Road2006 (8/14-16)
Last 4-Game Sweep at Wrigley Field.....1967 (6/23-25)
Last 4-Game Sweep on Road2004 (6/14-17)
Last 3-Game Swept at Wrigley Field ...2011 (5/30-6/1)
Last 3-Game Swept on Road2012 (5/21-23)
Last 4-Game Swept at Wrigley FieldNever done
Last 4-Game Swept on Road 1976 (6/4-6)
Last Doubleheader 8/6/1999 @ Wrigley Field (split)
Last Wrigley Field Doubleheader Sweep 7/7/1979

Most Wins: 11 1964, 2009
Fewest Wins: 1 1980, 1981
Most Losses: 13 1966
Fewest Losses: 1 2013, 2016
Longest Win Streak: 5 ... four times: last 6/14-29/2004
Longest Loss Streak: 13 7/24/1979-8/30/1980

Most Home Wins: 7 1963, 1964, 1968
Fewest Home Wins: 1 four times: last 1999
Most Home Losses: 62002, 2004, 2010
Fewest Home Losses: 1six times: last 2013
Most Road Wins: 62004
Fewest Road Wins: 0 1974, 1980, 1981
Most Road Losses: 81966
Fewest Road Losses: 1 1987, 2016
Most Runs, Cubs: 226/3/1987 (22-7)
Most Runs, Astros: 196/25/1995 (6-19)
Most Runs, Both Teams: 296/3/1987 (22-7)
Largest Margin of Victory: 156/3/1987 (22-7)
Largest Margin of Defeat: 164/29/1974 (2-18)
Longest Game, Innings:
 189/2-9/3/1986 (7-8), 8/15/2006 (8-6)

At Wrigley Field

Most Runs, Cubs: 226/3/1987 (22-7)
Most Runs, Astros: 175/26/1967 (4-17)
Most Runs, Both Teams: 296/3/1987 (22-7)
Largest Margin of Victory: 156/3/1987 (22-7)
Largest Margin of Defeat: 135/26/1967 (4-17)
Longest Game, Innings: 189/2-9/3/1986 (7-8)
Longest Win Streak: 79/3/1983-8/21/1984
Longest Loss Streak: 85/4/2000-9/27/2001

LAST 10 SEASONS

| YEAR | REC | HOME | ROAD |
|---------------|--------------|--------------|--------------|
| 2008 | 8-9 | 4-5 | 4-4* |
| 2009 | 11-6 | 6-3 | 5-3 |
| 2010 | 7-11 | 3-6 | 4-5 |
| 2011 | 8-7 | 5-4 | 3-3 |
| 2012 | 8-7 | 6-3 | 2-4 |
| 2013 | 2-1 | 2-1 | 0-0 |
| 2014 | 0-0 | 0-0 | 0-0 |
| 2015 | 0-0 | 0-0 | 0-0 |
| 2016 | 2-1 | 0-0 | 2-1 |
| 2017 | 0-0 | 0-0 | 0-0 |
| TOTALS | 46-42 | 26-22 | 20-20 |

* Includes games played at Miller Park

LAST TRADE WITH ASTROS
1/19/2015: OF Dexter Fowler
 for RHP Daniel Straily and IF Luis Valbuena

████████████████████

On May 6, 1998, in just his fifth big league start, Kerry Wood fanned 20 Houston Astros and allowed just one base hit in a complete-game 2-0 win at Wrigley Field ... allowed only two baserunners, giving up a single to Ricky Gutierrez in the third inning and hitting Craig Biggio in the sixth.

The 20 strikeouts:

- Tied the major league record for a nine-inning game set by Boston's Roger Clemens (April 29, 1986, and September 18, 1996).
- Eclipsed the National League record of 19 reached by Providence's Charlie Sweeney (June 7, 1884), St. Louis' Steve Carlton (September 15, 1969), New York's Tom Seaver (April 22, 1970) and New York's David Cone (October 6, 1991).
- Exceeded the M.L. rookie record of 18 strikeouts, which had been reached by the Philadelphia Athletics' Jack Coombs on September 1, 1906, and by Montreal's Bill Gullickson (against the Cubs) on September 10, 1980.
- Surpassed the Cubs mark of 17, set by Jack Pfeister in a 15-inning outing May 30, 1906, vs. St. Louis.

His inning-by-inning strikeouts:

- First inning – Craig Biggio (swinging), Derek Bell (swinging), Jeff Bagwell (called)
- Second – Jack Howell (swinging), Moises Alou (swinging)
- Third – Brad Ausmus (swinging)
- Fourth – Bagwell (called), Howell (called)
- Fifth – Alou (called), Dave Clark (called), Ricky Gutierrez (called)
- Sixth – Shane Reynolds (called)
- Seventh – Bagwell (swinging), Howell (swinging), Alou (swinging)
- Eighth – Clark (swinging), Gutierrez (swinging), Ausmus (called)
- Ninth – Bill Spiers (swinging), Bell (swinging)

Kerry opened the game with five straight strikeouts and later had stretches in which he fanned five in a row and seven in a row.

Became just the second pitcher in M.L. history to strike out as many batters as his age ... 17-year-old Cleveland Indians rookie Bob Feller fanned 17 Philadelphia Athletics batters on September 13, 1936.

Cubs vs. Los Angeles Dodgers (1,036-1,049 Record)

First Game: 5/29/1890 @ Brooklyn's Washington Park (Chicago lost 8-4)

Brooklyn (1890-1957): 726-667

Los Angeles (Since 1958): 310-382

In Chicago 558-494

West Side Park 9-6

South Side Park II 5-7

West Side Grounds 135-79

Wrigley Field 409-402

On the Road 478-555

BRK: Washington Park II 4-6

BRK: Eastern Park 20-27

BRK: Washington Park III 92-57

BRK: Ebbets Field 212-272

BRK: Roosevelt Stadium (Jersey City, NJ) 0-2

LA: Los Angeles Coliseum 22-22

LA: Dodger Stadium (Since 1962) 128-169

Last 3-Game Sweep at Wrigley Field:.....2008 (5/26-28)

Last 3-Game Sweep on Road 2005 (5/30-6/1)

Last 4-Game Sweep at Wrigley Field:..... 1935 (9/12-15)

Last 4-Game Sweep on Road 1971 (7/6-8)

Last 3-Game Swept at Wrigley Field 2002 (4/26-28)

Last 3-Game Swept on Road 2017 (5/26-28)

Last 4-Game Swept at Wrigley Field 2013 (8/1-4)

Last 4-Game Swept on Road 1965 (7/15-18)

Last Doubleheader ... 4/28/2002 @ Wrigley Field (swept)

Last Wrigley Field Doubleheader Sweep 7/28/1968

Last Road Doubleheader Sweep 7/7/1971

Most Wins: 18 1908

Fewest Wins: 1 2013

Most Losses: 17 1949, 1957

Fewest Losses: 2 four times: last 2008

Longest Win Streak: 16 7/28/1908-6/20/1909

Longest Loss Streak: 10 6/6-7/28/1947

Most Home Wins: 10 1910, 1935

Fewest Home Wins: 0 1988, 1999, 2002, 2013

Most Home Losses: 9 1949

Fewest Home Losses: 0 2001, 2008

Most Road Wins: 9 four times: last 1912

Fewest Road Wins: 0 1991, 1998, 2012, 2017

Most Road Losses: 10 1956

Fewest Road Losses: 0 2005

Most Runs, Cubs: 28 8/25/1891 (28-5)

Since 1900: 20.. three times, last 5/5/2001 (20-1)

Most Runs, Dodgers: 21 9/7/1891-1 (3-21)

Since 1900:

18 6/4/1943 (5-18) & 8/20/1974 (8-18)

Most Runs, Both Teams: 33 8/25/1891 (28-5)

Since 1900: 32 9/14/1935 (18-14)

Largest Margin of Victory: 23 8/25/1891 (28-5)

Since 1900: 19 5/5/2001 (20-1)

Largest Margin of Defeat: 18 9/7/1891-1 (3-21)

Since 1900: 15 8/10/1922 (1-16)

Longest Game, Innings: 21 8/17-8/18/1982 (1-2)

At Wrigley Field

Most Runs, Cubs:

20 5/20/1967 (20-3) & 5/5/2001 (20-1)

Most Runs, Dodgers:

18 6/4/1943 (5-18) & 8/20/1974 (8-18)

Most Runs, Both Teams: 32 9/14/1935 (18-14)

Largest Margin of Victory: 19 5/5/2001 (20-1)

Largest Margin of Defeat: 13 6/4/1943 (5-18)

Longest Game, Innings: 21 8/17-8/18/1982 (1-2)

Longest Win Streak: 17 7/23/1935-7/10/1936

Longest Loss Streak: 9 7/12/1987-4/26/1989

| LAST 10 SEASONS | | | |
|-----------------|-------|-------|-------|
| YEAR | REC | HOME | ROAD |
| 2008 | 5-2 | 3-0 | 2-2 |
| 2009 | 3-5 | 2-2 | 1-3 |
| 2010 | 3-4 | 2-1 | 1-3 |
| 2011 | 3-3 | 1-2 | 2-1 |
| 2012 | 2-4 | 2-1 | 0-3 |
| 2013 | 1-6 | 0-4 | 1-2 |
| 2014 | 3-4 | 1-3 | 2-1 |
| 2015 | 3-4 | 2-2 | 1-2 |
| 2016 | 4-3 | 3-1 | 1-2 |
| 2017 | 2-4 | 2-1 | 0-3 |
| TOTALS | 29-39 | 18-17 | 11-22 |

LAST TRADE WITH DODGERS

7/28/2014: INF Darwin Barney and a cash consideration for a PTBNL (P Jonathan Martinez)

Cubs vs. Miami Marlins (97-95 Record)

First Game: 5/21/1993 @ Florida's Joe Robbie (now known as Sun Life) Stadium (Cubs lost 5-3)

At Wrigley Field 52-47

On the Road 45-48

Sun Life Stadium 36-36

Marlins Park (Since 2012) 9-12

Last 3-Game Sweep at Wrigley Field:.....2016 (8/1-3)

Last 3-Game Sweep on Road 2010 (9/17-19)

Last 3-Game Swept at Wrigley Field 2007 (5/28-30)

Last 3-Game Swept on Road 2012 (4/17-19)

Last Doubleheader 9/20/2004 @ Florida (split)

Last Wrigley Field Doubleheader 9/10/2004 (split)

No doubleheader sweeps.

Most Wins: 8 1995

Fewest Wins: 0 2007

Most Losses: 9 1997

Fewest Losses: 2 1998, 2002, 2003, 2010, 2014

Longest Win Streak: 6 4/1-7/17/98 & 5/12-19/11

Longest Loss Streak: 10 4/26/06-9/27/07

Most Home Wins: 4 1993, 1995

Fewest Home Wins: 0 2007

Most Home Losses: 5 1994

Fewest Home Losses: 0 1998, 2002, 2016

Most Road Wins: 5 1999

Fewest Road Wins: 0 1997, 2000, 2006, 2007, 2012

Most Road Losses: 5 1993, 1997

Fewest Road Losses: 0 1994, 2005, 2010, 2011

Most Runs, Cubs: 16 7/20/2003 (16-2)

Most Runs, Marlins: 15 6/15/2005 (5-15)

Most Runs, Both Teams: 23 8/11/1993 (11-12)

Largest Margin of Victory:

14 7/20/2003 (16-2) & 6/14/2005 (14-0)

Largest Margin of Defeat: 11 8/26/1997 (0-11)

Longest Game, Innings: 16 7/12/2002 (5-4)

At Wrigley Field

Most Runs, Cubs:

14 6/14/2005 (14-0) & 8/28/2005 (14-3)

Most Runs, Marlins: 15 6/15/2005 (5-15)

Most Runs, Both Teams: 21 5/28/1995 (13-8)

Largest Margin of Victory: 14 6/14/2005 (14-0)

Largest Margin of Defeat: 11 8/26/1997 (0-11)

Longest Game, Innings: 16 7/12/2002 (5-4)

Longest Win Streak: 6 8/29/2001-7/7/2003

Longest Loss Streak: 4 twice: last 4/26/06-5/30/07

| LAST 10 SEASONS | | | |
|-----------------|-------|-------|-------|
| YEAR | REC | HOME | ROAD |
| 2008 | 4-3 | 2-2 | 2-1 |
| 2009 | 4-3 | 3-1 | 1-2 |
| 2010 | 4-2 | 1-2 | 3-0 |
| 2011 | 3-3 | 1-3 | 2-0 |
| 2012 | 2-4 | 2-1 | 0-3 |
| 2013 | 4-3 | 1-2 | 3-1 |
| 2014 | 4-2 | 2-1 | 2-1 |
| 2015 | 3-3 | 2-1 | 1-2 |
| 2016 | 4-3 | 3-0 | 1-3 |
| 2017 | 4-3 | 2-1 | 2-2 |
| TOTALS | 36-29 | 19-14 | 17-15 |

LAST TRADE WITH MARLINS

7/31/2015: P Dan Haren for P Ivan Pineyro and INF Elliot Soto

Cubs vs. Milwaukee Brewers (169-161 Record)

First Game: 6/13/1997 @ Wrigley Field
(Cubs lost 4-2)

| | |
|--|-----------------|
| As N.L. | 167-160 |
| As A.L. | 2-1 |
| At Wrigley Field | 86-78 |
| On the Road | 83-83 |
| County Stadium..... | 7-11 |
| Miller Park (Since 2001) | 76-72 |
| Last 3-Game Sweep at Wrigley Field | 2015 (8/11-13) |
| Last 3-Game Sweep on Road | 2015 (10/2-4) |
| Last 4-Game Sweep at Wrigley Field | 2016 (8/16-18) |
| Last 4-Game Sweep on Road | 2015 (7/30-8/2) |
| Last 3-Game Swept at Wrigley Field | 2017 (9/8-10) |
| Last 3-Game Swept on Road | 2013 (4/19-21) |
| Last Doubleheader ...8/16/2016 @ Wrigley Field (sweep) No doubleheaders played in Milwaukee. | |
| Most Wins: 14 | 2015 |
| Fewest Wins: 2 | 1997 |
| Most Losses: 13 | 2012, 2013 |
| Fewest Losses: 1 | 1997 |
| Longest Win Streak: 9 | 7/30-9/22/2015 |
| Longest Loss Streak: 8..... | 6/6-8/29/2012 |
| Most Home Wins: 7 | 2014, 2016 |
| Fewest Home Wins: 2 | 1997, 2012 |

| | |
|--|-----------------------|
| Most Home Losses: 6 | five times, last 2017 |
| Fewest Home Losses: 1 | 1997 |
| Most Road Wins: 8 | 2015 |
| Fewest Road Wins: 1 | 2000, 2011 |
| Most Road Losses: 8 | 2011 |
| Fewest Road Losses: 0 | 2003 |
| Most Runs, Cubs: 19 | 4/30/2008 (19-5) |
| Most Runs, Brewers: 19 | 7/1/1999 (12-19) |
| Most Runs, Both Teams: 31 | 7/1/1999 (12-19) |
| Largest Margin of Victory: 14 | 4/30/2008 (19-5) |
| Largest Margin of Defeat: 17 | 8/2/2010 (1-18) |
| Longest Game, Innings: 17 | 5/15/2003 (4-2) |

At Wrigley Field

| | |
|--|--------------------|
| Most Runs, Cubs: 19 | 4/30/2008 (19-5) |
| Most Runs, Brewers: 19 | 7/1/1999 (12-19) |
| Most Runs, Both Teams: 31 | 7/1/1999 (12-19) |
| Largest Margin of Victory: 14 | 4/30/2008 (19-5) |
| Largest Margin of Defeat: 17 | 8/2/2010 (1-18) |
| Longest Game, Innings: 14 | 9/18/1999 (4-7) |
| Longest Win Streak: 6 | 4/26-8/18/16 |
| Longest Loss Streak: 5 | 8/23/2001-9/2/2002 |

LAST 10 SEASONS

| YEAR | REC | HOME | ROAD |
|---------------|--------------|--------------|--------------|
| 2008 | 9-7 | 4-5 | 5-2 |
| 2009 | 10-7 | 5-3 | 5-4 |
| 2010 | 9-6 | 3-3 | 6-3 |
| 2011 | 6-10 | 5-2 | 1-8 |
| 2012 | 4-13 | 2-6 | 2-7 |
| 2013 | 6-13 | 3-6 | 3-7 |
| 2014 | 11-8 | 7-3 | 4-5 |
| 2015 | 14-5 | 6-3 | 8-2 |
| 2016 | 11-8 | 7-3 | 4-5 |
| 2017 | 10-9 | 3-6 | 7-3 |
| TOTALS | 90-86 | 45-40 | 45-46 |

LAST TRADE WITH BREWERS

8/31/2004: OF Ben Grievé
for P Andy Pratt

Cubs vs. New York Mets (372-359 Record)

| | |
|--|-----------------------------------|
| First Game: 5/8/1962 @ Wrigley Field (Cubs lost 3-1) | |
| At Wrigley Field | 201-169 |
| On the Road | 170-189 |
| Polo Grounds V | 10-8 |
| Shea Stadium | 146-165 |
| Citi Field (Since 2009) | 14-16 |
| At Tokyo Dome (2000) | 1-1 |
| Last 3-Game Sweep at Wrigley Field | 2017 (9/12-14) |
| Last 3-Game Sweep on Road | 2015 (6/30-7/2) |
| Last 4-Game Sweep at Wrigley Field | 2015 (5/11-14) |
| Last 4-Game Sweep on Road | 1991 (8/2-8/5) |
| Last 3-Game Swept at Wrigley Field | 1994 (4/4-6) |
| Last 3-Game Swept on Road | 2005 (8/5-7) |
| Last 4-Game Swept at Wrigley Field | 1970 (6/22-25, 5 games) |
| Last 4-Game Swept on Road | 2016 (6/30-7/3) |
| Last Doubleheader | 4/22/2000 @ New York (swept) |
| Last Wrigley Field Doubleheader Sweep | 8/7/1984 |
| Last Road Doubleheader Sweep | 7/29/1984 |
| Most Wins: 13 | 1967 |
| Fewest Wins: 1 | 1994, 2002 |
| Most Losses: 14 | 1985 |
| Fewest Losses: 0 | 2015 |
| Longest Win Streak: 9 | 8/17/2014-7/2/2015 |
| Longest Loss Streak: 8 | 9/6/1976-4/9/1977 & 8/3-9/19/1985 |

| | |
|---|--|
| Most Home Wins: 9 | 1967 |
| Fewest Home Wins: 0 | 1994 |
| Most Home Losses: 8 | 1974 |
| Fewest Home Losses: 0 | six times, last 2017 |
| Most Road Wins: 7 | 1974, 1991 |
| Fewest Road Wins: 0 | 1985, 1999, 2002, 2005, 2016 |
| Most Road Losses: 9 | 1985 |
| Fewest Road Losses: 0 | 2015 |
| Most Runs, Cubs: 18 | 6/11/1967-2 (18-10) & 9/16/1972 (18-5) |
| Most Runs, Mets: 23 | 8/16/1987 (10-23) |
| Most Runs, Both Teams: 33 | 8/16/1987 (10-23) |
| Largest Margin of Victory: 13 | 9/16/1972 (18-5) & 3/31/2003 (15-2) |
| Largest Margin of Defeat: 18 | 5/26/1964 (1-19) |
| Longest Game, Innings: 14 | four times: last 8/11/1991 (3-2) |

At Wrigley Field

| | |
|--|--|
| Most Runs, Cubs: 18 | 6/11/1967-2 (18-10) & 9/16/1972 (18-5) |
| Most Runs, Mets: 23 | 8/16/1987 (10-23) |
| Most Runs, Both Teams: 33 | 8/16/1987 (10-23) |
| Largest Margin of Victory: 13 | 9/16/1972 (18-5) |
| Largest Margin of Defeat: 18 | 5/26/1964 (1-19) |
| Longest Game, Innings: 14 | 5/25/1972 (2-3) & 8/11/1991 (3-2) |
| Longest Win Streak: 9 | 9/25/1983-9/15/1984 |
| Longest Loss Streak: 9 | 4/15/1976-4/9/1977 |

LAST 10 SEASONS

| YEAR | REC | HOME | ROAD |
|---------------|--------------|-------------|--------------|
| 2008 | 4-2 | 2-0 | 2-2 |
| 2009 | 3-3 | 2-1 | 1-2 |
| 2010 | 3-4 | 2-1 | 1-3 |
| 2011 | 4-2 | 2-1 | 2-1 |
| 2012 | 4-2 | 2-1 | 2-1 |
| 2013 | 3-3 | 1-2 | 2-1 |
| 2014 | 5-2 | 3-0 | 2-2 |
| 2015 | 7-0 | 4-0 | 3-0 |
| 2016 | 2-5 | 2-1 | 0-4 |
| 2017 | 4-2 | 3-0 | 1-2 |
| TOTALS | 39-25 | 23-7 | 16-18 |

LAST TRADE WITH METS

1/5/2008: P Ryan Myers and
OF Corey Coles for
OF Angel Pagan

SEASON SWEEPS

Chicago went 7-0 against the Mets during the regular season in 2015, the fourth time in franchise history that the Cubs swept a season series of at least five games from an opponent. The other times: Cincinnati in 1876 (10-0), Buffalo in 1885 (15-0) and Atlanta in 2008 (6-0).

Cubs vs. Philadelphia Phillies (1,228-1,108 Record)

First Game: 5/11/1883 @ Chicago's Lakefront Park
(Chicago won 11-9)

| | |
|---------------------------------------|----------------|
| In Chicago | 661-520 |
| Lakefront Park | 12-3 |
| West Side Park | 32-25 |
| South Side Park II | 8-5 |
| West Side Grounds | 126-94 |
| Wrigley Field | 483-393 |
| On the Road | 567-588 |
| Recreation Park | 24-7 |
| Philadelphia Baseball Grounds | 28-34 |
| Baker Bowl | 234-202 |
| Shibe Park | 157-183 |
| Veterans Stadium | 106-136 |
| Citizens Bank Park (since 2004) | 18-26 |

| | |
|---|----------------------------------|
| Last 3-Game Sweep at Wrigley Field | 2016 (5/27-29) |
| Last 3-Game Sweep on Road | 2000 (7/25-27) |
| Last 4-Game Sweep at Wrigley Field | 1973 (5/11-13) |
| Last 4-Game Sweep on Road | 1945 (7/6-8, 5 games) |
| Last 3-Game Sweep at Wrigley Field | 2015 (7/24-26) |
| Last 3-Game Sweep on Road | 1999 (7/2-4) |
| Last 4-Game Sweep at Wrigley Field | 1984 (6/14-17) |
| Last 4-Game Sweep on Road | 1980 (9/29-10/2) |
| Last Doubleheader | 9/11/2015 @ Philadelphia (sweep) |
| Last Home Doubleheader Sweep | 4/18/2001 |
| Most Wins: 19 | 1906 |
| Fewest Wins: 1 | 1994, 2003, 2009 |
| Most Losses: 17 | 1901, 1953 |
| Fewest Losses: 1 | 1995, 2016 |

| | |
|---|-----------------------------------|
| Longest Win Streak: 16 | 7/4/1884-6/24/1885 |
| Since 1900: 11 | 7/17-9/11/1929 |
| Longest Loss Streak: 14 | 9/20/1980-9/27/1981 |
| Most Home Wins: 10 | 1906, 1932, 1938 |
| Fewest Home Wins: 0 | 2003, 2009, 2012, 2015 |
| Most Home Losses: 9 | 1917, 1949 |
| Fewest Home Losses: 0 | 1995, 2016 |
| Most Road Wins: 10 | 1944 |
| Fewest Road Wins: 0 | four times: last 1994 |
| Most Road Losses: 11 | 1954 |
| Fewest Road Losses: 0 | 1883, 1885, 2000 |
| Most Runs, Cubs: 26 | 8/25/1922 (26-23) |
| Most Runs, Phillies: 23 | 8/25/1922 (26-23) |
| | 5/17/1979 (22-23, 10 innings) |
| Most Runs, Both Teams: 49 | 8/25/1922 (26-23) |
| Largest Margin of Victory: | |
| 19 | 7/4/1884 (22-3) & 5/5/1938 (21-2) |
| Largest Margin of Defeat: 18 | 6/23/1986 (1-19) |
| Longest Game, Innings: 21 | 7/17/1918 (2-1) |

| LAST 10 SEASONS | | | | |
|-----------------|--------------|--------------|--------------|--|
| YEAR | REC | HOME | ROAD | |
| 2008 | 3-4 | 2-2 | 1-2 | |
| 2009 | 1-5 | 0-3 | 1-2 | |
| 2010 | 4-2 | 3-1 | 1-1 | |
| 2011 | 2-5 | 1-2 | 1-3 | |
| 2012 | 2-4 | 0-2 | 2-2 | |
| 2013 | 3-3 | 2-1 | 1-2 | |
| 2014 | 3-3 | 1-2 | 1-1 | |
| 2015 | 2-5 | 0-3 | 2-2 | |
| 2016 | 5-1 | 3-0 | 2-1 | |
| 2017 | 4-3 | 3-1 | 1-2 | |
| TOTALS | 29-35 | 15-17 | 14-18 | |

LAST TRADE WITH PHILLIES
8/7/2008: P Brian Schlitler
for P Scott Eyre

At Wrigley Field

| | |
|--|--|
| Most Runs, Cubs: 26 | 8/25/1922 (26-23) |
| Most Runs, Phillies: 23 | 8/25/1922 (26-23) |
| | 5/17/1979 (22-23, 10 innings) |
| Most Runs, Both Teams: 49 | 8/25/1922 (26-23) |
| Largest Margin of Victory: 19 | 5/5/1938 (21-2) |
| Largest Margin of Defeat: 13 | 5/16/1979 (0-13) |
| Longest Game, Innings: 21 | 7/17/1918 (2-1) |
| Longest Win Streak: 14 | 7/31/1927-7/17/1928 |
| Longest Loss Streak: | |
| 9 | 8/5/1917-5/16/1918 & 5/21/1949-9/21/1949 |

Cubs vs. Pittsburgh Pirates (1,208-1,270 Record)

First Game: 5/6/1887 @ Chicago's West Side Park
(Chicago lost 6-3)

| | |
|-----------------------------|----------------|
| In Chicago | 650-584 |
| West Side Park | 28-19 |
| South Side Park II | 5-6 |
| West Side Grounds | 110-101 |
| Wrigley Field | 507-458 |
| On the Road | 558-686 |
| Recreation Park | 16-17 |
| Exposition Park III | 84-74 |
| Forbes Field | 290-369 |
| Three Rivers | 88-161 |
| PNC Park (Since 2001) | 80-65 |

| | |
|--|------------------------------|
| Last 3-Game Sweep at Wrigley Field | 2017 (8/28-30) |
| Last 3-Game Sweep on Road | 2016 (5/2-4) |
| Last 4-Game Sweep at Wrigley Field | 1985 (6/6-9) |
| Last 4-Game Sweep on Road | 2011 (8/1-4) |
| Last 3-Game Sweep at Wrigley Field | 2017 (4/14-16) |
| Last 3-Game Sweep on Road | 2013 (5/21-23) |
| Last 4-Game Sweep at Wrigley Field | 1962 (6/11-14) |
| Last 4-Game Sweep on Road | 1983 (6/20-23, 5 games) |
| Last Doubleheader | 9/15/2015 @ PNC Park (Split) |
| Last Wrigley Field Doubleheader Sweep | 9/27/2003 |
| Last Road Doubleheader Sweep | 7/4/1980 |
| Most Wins: 17 | 1890, 1917 |
| Fewest Wins: 3 | 1893, 1972, 2000 |
| Most Losses: 17 | 1921 |
| Fewest Losses: 1 | 1896 |
| Since 1900: 3 | 1998 |

| | |
|--|--|
| Longest Win Streak: 10 | done twice, 8/12/1890-4/23/1891 & 9/21/2007-5/16/2008 |
| Longest Loss Streak: 11 | 9/21/1978-6/22/1979 |
| Most Home Wins: 12 | 1890 |
| Since 1900: 10 | 1913 |
| Fewest Home Wins: 0 | 1972 |
| Most Home Losses: 9 | 1901, 1909, 1927 |
| Fewest Home Losses: 0 | 1998 |
| Most Road Wins: 8 | 1906, 1917, 1945 |
| Most Road Wins: 1 | eight times: last 2010 |
| Most Road Losses: 10 | 1924 |
| Fewest Road Losses: 0 | 1896 |
| Since 1900: 1 | 2005, 2009 |
| Most Runs, Cubs: 24 | 7/25/1894 (24-6) |
| Since 1900: 19 | 9/6/1930 (19-14) |
| Most Runs, Pirates: 22 | 9/16/1975 (0-22) |
| Most Runs, Both Teams: 33 | 9/6/1930 (19-14) |
| Largest Margin of Victory: 18 | 7/25/1894 (24-6) |
| Since 1900: 15 | 8/14/2009 (17-2) |
| Largest Margin of Defeat: 22 | 9/16/1975 (0-22) |
| Longest Game, Innings: 20 | 7/6/1980 (4-5) |

| LAST 10 SEASONS | | | | |
|-----------------|--------------|--------------|--------------|--|
| YEAR | REC | HOME | ROAD | |
| 2008 | 14-4 | 7-2 | 7-2 | |
| 2009 | 10-4 | 5-3 | 5-1 | |
| 2010 | 5-10 | 4-5 | 1-5 | |
| 2011 | 8-8 | 3-6 | 5-2 | |
| 2012 | 8-8 | 3-4 | 5-4 | |
| 2013 | 7-12 | 4-5 | 3-7 | |
| 2014 | 5-14 | 2-7 | 3-7 | |
| 2015 | 11-8 | 5-4 | 6-4 | |
| 2016 | 14-4 | 8-1 | 6-3 | |
| 2017 | 10-9 | 4-5 | 6-4 | |
| TOTALS | 92-81 | 45-42 | 47-39 | |

LAST TRADE WITH PIRATES
7/3/2015:
P Clayton Richard for a
cash consideration

At Wrigley Field

| | |
|--|-------------------------------------|
| Most Runs, Cubs: 18 | 4/17/1974 (18-9) |
| Most Runs, Pirates: 22 | 9/16/1975 (0-22) |
| Most Runs, Both Teams: | |
| 30 | 7/3/1970 (14-16) & 7/6/1975 (12-18) |
| Largest Margin of Victory: 15 | 8/14/2009 (17-2) |
| Largest Margin of Defeat: 22 | 9/16/1975 (0-22) |
| Longest Game, Innings: 18 | 6/28/1916-2 (2-3) |
| Longest Win Streak: 13 | 7/6/1968-6/26/1969 |
| Longest Loss Streak: 9 | 7/5/1971-9/14/1972 |

PHILLING UP THE SCOREBOARD

On August 25, 1922, the Cubs topped Philadelphia 26-23 at Cubs Park in the highest-scoring game in major league history. The teams combined for 51 hits, 23 walks and 25 men left-on-base. A 10-run second inning followed by a 14-run outburst in the fourth helped the Cubs build a 25-6 lead. Philadelphia fought back and had the bases full when the last out was recorded in the ninth inning.

On May 17, 1979, Dave Kingman hit three homers and drove in six runs, but Philadelphia's Mike Schmidt answered with two homers – including the game-winner in the 10th – to give the Phillies a 23-22 victory in baseball's highest-scoring game since the 1922 affair. The Cubs had trailed 21-9, but rallied and tied the score in the eighth.

Cubs vs. St. Louis Cardinals (1,221-1,161 Record)

First Game: 4/12/1892 @ St. Louis' Sportsman's Park
(Chicago won 14-10)

| | |
|---|------------------|
| In Chicago | 677-520 |
| South Side Park II | 4-3 |
| West Side Grounds | 157-67 |
| Wrigley Field | 516-450 |
| On the Road | 544-641 |
| Sportsman's Park I | 2-2 |
| Association Park (Kansas City, MO)..... | 1-0 |
| Robison Field | 149-101 |
| Sportsman's Park II | 203-288 |
| Busch Stadium | 141-190 |
| Busch Stadium II (since 2006) | 48-60 |
| Last 3-Game Sweep at Wrigley Field | 2017 (9/15-17) |
| Last 3-Game Sweep on Road | 2010 (9/13-15) |
| Last 4-Game Sweep at Wrigley Field | 2006 (7/27-30) |
| Last 4-Game Sweep on Road | 1929 (6/27-30) |
| Last 3-Game Sweep at Wrigley Field | 2016 (6/20-22) |
| Last 3-Game Swept on Road | 2015 (6/26-28) |
| Last 4-Game Swept at Wrigley Field | 1921 (5/27-29) |
| Last 4-Game Swept on Road | 2000 (9/14-17) |
| Last Doubleheader ... 7/7/2015 @ Wrigley Field (sweep) | |
| Last Road Doubleheader Sweep | 6/8/1992 |
| Last Wrigley Field Doubleheader Sweep | 7/7/2015 |
| Most Wins: 19 | 1908 |
| Fewest Wins: 3 | 1893, 2000 |
| Most Losses: 16 | 1942, 1944, 1945 |
| Fewest Losses: 2 | 1895 |
| Since 1900: 3 | 1908, 1918, 1978 |

| | |
|--|------------------------|
| Longest Win Streak: 16 | 9/13/1906-6/26/1907 |
| Longest Loss Streak: 14 | 4/21-9/7/1944 |
| Most Home Wins: 11 | 1905 |
| Fewest Home Wins: 1 | 1994 |
| Most Home Losses: 8 | seven times: last 1958 |
| Fewest Home Losses: 0 | 1896, 1918 |
| Most Road Wins: 9 | 1906, 1908, 1911 |
| Fewest Road Wins: 0 | four times: last 2000 |
| Most Road Losses: 11 | 1961 |
| Fewest Road Losses: 0 | 1898 |
| Since 1900: 1 | four times: last 2010 |
| Most Runs, Cubs: 26 | 8/1/1894 (26-8) |
| Since 1900: 23 | 4/17/1954 (23-13) |
| Most Runs, Cardinals: 21 | 4/27/1977 (3-21) |
| Most Runs, Both Teams: 36 | 4/17/1954 (23-13) |
| Largest Margin of Victory: 18 | 8/1/1894 (26-8) |
| Since 1900: 15 | 9/21/1974 (19-4) |
| Largest Margin of Defeat: 18 | 4/27/1977 (3-21) |
| Longest Game, Innings: 20 | 8/28/1930 (7-8) |

LAST 10 SEASONS

| YEAR | REC | HOME | ROAD |
|---------------|--------------|--------------|--------------|
| 2008 | 9-6 | 4-2 | 5-4 |
| 2009 | 6-10 | 4-3 | 2-7 |
| 2010 | 9-6 | 4-5 | 5-1 |
| 2011 | 5-10 | 3-3 | 2-7 |
| 2012 | 7-10 | 5-4 | 2-6 |
| 2013 | 7-12 | 4-5 | 3-7 |
| 2014 | 9-10 | 5-4 | 4-6 |
| 2015 | 8-11 | 5-4 | 3-7 |
| 2016 | 10-9 | 4-6 | 6-3 |
| 2017 | 14-5 | 8-1 | 6-4 |
| TOTALS | 84-89 | 46-37 | 38-52 |

LAST TRADE WITH CARDINALS
8/25/2002: P Jared Blasdel
 and P Jason Karnuth for P Jeff
 Fassero

At Wrigley Field

| | |
|--|---------------------|
| Most Runs, Cubs: 23 | 4/17/1954 (23-13) |
| Most Runs, Cardinals: 21 | 4/27/1977 (3-21) |
| Most Runs, Both Teams: 36 | 4/17/1954 (23-13) |
| Largest Margin of Victory: 14 | 6/25/1918 (14-0) |
| Largest Margin of Defeat: 18 | 4/27/1977 (3-21) |
| Longest Game, Innings: 20 | 8/28/1930 (7-8) |
| Longest Win Streak: 10 | 4/24/1918-4/27/1919 |
| Longest Loss Streak: 10 | 6/27/1943-6/21/1944 |

Cubs vs. San Diego Padres (260-218 Record)

First Game: 5/12/1969 @ Wrigley Field (Cubs won 2-0)

At Wrigley Field

On the Road

| | |
|--|---------------------|
| Qualcomm Stadium | 98-92 |
| PETCO Park (since 2004) | 22-27 |
| Last 3-Game Sweep at Wrigley Field | 2012 (5/28-30) |
| Last 3-Game Sweep on Road | 2016 (8/22-24) |
| Last 4-Game Sweep at Wrigley Field | 1971 (5/14-16) |
| Last 4-Game Sweep on Road | Never done |
| Last 3-Game Sweep at Wrigley Field | 2006 (5/12-14) |
| Last 3-Game Swept on Road | 2017 (5/29-31) |
| Last 4-Game Sweep at Wrigley Field | 2010 (8/16-19) |
| Last 4-Game Swept on Road | 2006 (5/5-8) |
| Last Doubleheader ... 5/11/2016 @ Wrigley Field (swept) | |
| Last Road Doubleheader Sweep | 8/30/1974 |
| Last Wrigley Field Doubleheader Sweep | 5/16/1971 |
| Most Wins: 11 | 1969 |
| Fewest Wins: 0 | 2006 |
| Most Losses: 8 | 1980, 1982, 1991 |
| Fewest Losses: 1 | 1969 |
| Longest Win Streak: 9 | 8/19/1970-5/16/1971 |
| Longest Loss Streak: 7 | 5/5/2006-5/14/2006 |

| | |
|--|------------------------|
| Most Home Wins: 6 | 1969, 1971, 1987 |
| Fewest Home Wins: 0 | 2006, 2010 |
| Most Home Losses: 4 | five times: last 2010 |
| Fewest Home Losses: 0 | six times: last 2012 |
| Most Road Wins: 5 | four times: last 1993 |
| Fewest Road Wins: 0 | 1981, 2006, 2012, 2017 |
| Most Road Losses: 5 | 1980, 2009 |
| Fewest Road Losses: 0 | 2003, 2004, 2016 |
| Most Runs, Cubs: 23 | 5/17/1977 (23-6) |
| Most Runs, Padres: 14 | 5/10/1987 (2-14) |
| Most Runs, Both Teams: 29 | 5/17/1977 (23-6) |
| Largest Margin of Victory: 19 | 5/13/1969 (19-0) |
| Largest Margin of Defeat: 12 | 5/10/1987 (2-14) |
| Longest Game, Innings: 16 | 6/22/1996 (9-6) |

LAST 10 SEASONS

| YEAR | REC | HOME | ROAD |
|---------------|--------------|--------------|--------------|
| 2008 | 5-2 | 3-1 | 2-1 |
| 2009 | 4-5 | 3-0 | 1-5 |
| 2010 | 3-5 | 0-4 | 3-1 |
| 2011 | 3-3 | 2-1 | 1-2 |
| 2012 | 3-3 | 3-0 | 0-3 |
| 2013 | 3-4 | 2-0 | 1-2 |
| 2014 | 3-4 | 1-2 | 2-2 |
| 2015 | 3-3 | 1-2 | 2-1 |
| 2016 | 4-2 | 1-2 | 3-0 |
| 2017 | 2-4 | 2-1 | 0-3 |
| TOTALS | 33-35 | 18-15 | 15-20 |

LAST TRADE WITH PADRES
5/8/2017: P Justin Hancock
 for OF Matt Szczur

At Wrigley Field

| | |
|--|-------------------------------------|
| Most Runs, Cubs: 23 | 5/17/1977 (23-6) |
| Most Runs, Padres: 13 | 4/30/2013 (7-13) & 7/24/2014 (3-13) |
| Most Runs, Both Teams: 29 | 5/17/1977 (23-6) |
| Largest Margin of Victory: 19 | 5/13/1969 (19-0) |
| Largest Margin of Defeat: 10 | 7/24/2014 (3-13) |
| Longest Game, Innings: 15 | 7/8/1975 (6-8) |
| Longest Win Streak: 8 | 5/1/1987-5/12/1988 |
| Longest Loss Streak: 5 | 6/3/1992-5/7/1993 |

■ THE SANDBERG GAME

On June 23, 1984, Ryne Sandberg went 5-for-6 with two late-inning dramatic homers and seven RBI in the Cubs' 11-inning 12-11 victory over St. Louis.

Sandberg hit a solo homer off the Cardinals' Bruce Sutter in the bottom of the ninth inning to knot the game at 9-9. Then, after St. Louis tallied twice in the top of the 10th, Sandberg once again knotted the game – this time with a two-run shot off Sutter. Following his game-tying homers, the Cubs won it on Dave Owen's RBI single.

"The Sandberg Game" overshadowed the performance of the Cardinals' Willie McGee, who hit for the cycle.

Cubs vs. San Francisco Giants (1,072-1,142 Record)

First Game: 5/15/1883 @ Chicago's Lakefront Park (Chicago won 8-7)

New York (1883-1957) **736-781**

San Francisco (Since 1958) **336-361**

In Chicago **591-524**

Lakefront Park 13-2

West Side Park 33-24

South Side Park II 7-3

West Side Grounds 116-100

Wrigley Field 422-395

On the Road **481-618**

NY: Polo Grounds I Southeast 23-27

NY: St. George Cricket Grounds 2-2

NY: Polo Grounds III 8-7

NY: Polo Grounds IV 83-94

NY: Hilltop Park 2-2

NY: Polo Grounds V 207-298

SF: Seals Stadium 11-11

SF: Candlestick Park 116-144

SF: AT&T Park (Since 2000) 29-33

Last 3-Game Sweep at Wrigley Field 1994 (5/20-22)

Last 3-Game Sweep on Road 2013 (7/26-28)

Last 4-Game Sweep at Wrigley Field 2015 (8/6-9)

Last 4-Game Sweep on Road 1898 (6/7-10)

Last 3-Game Swept at Wrigley Field 1995 (9/8-10)

Last 3-Game Swept on Road 2000 (9/1-3)

Last 4-Game Swept at Wrigley Field 1966 (6/21-23)

Last 4-Game Swept on Road 2012 (6/1-4)

Last Doubleheader ... 6/28/2011 @ Wrigley Field (swept)

Last Wrigley Field Doubleheader Sweep 9/27/1964

Last Road Doubleheader Sweep 8/3/1980

Most Wins: 17 1946

Fewest Wins: 1 1894, 1999, 2012

Most Losses: 17 1950, 1961

Fewest Losses: 2 2003, 2005, 2007, 2009, 2015

Longest Win Streak: 11 7/7-10/3/1890

Since 1900: 8 6/9-8/22/1977

Longest Loss Streak: 12 6/28/1894-5/30/1895⁺

Since 1900: 9 6/18-8/23/1950

Most Home Wins: 10 1907

Fewest Home Wins: 0 1894, 1973

Most Home Losses: 10 1950

Fewest Home Losses: 0 2015

Most Road Wins: 9 1906

Fewest Road Wins: 0 1971, 1999, 2012

Most Road Losses: 10 1961

Fewest Road Losses: 0 2013

Most Runs, Cubs: 21 7/7/1886 (21-9)

Since 1900: 20 8/13/1959 (20-9)

Most Runs, Giants: 22 6/2/1883 (7-22)

Since 1900:

19 8/5/1922 (7-19) & 7/4/1961⁺ (3-19)

Most Runs, Both Teams:

35 5/23/1889 (18-17, 10 innings)

Since 1900: 29 8/13/1959 (20-9)

Largest Margin of Victory: 19 6/7/1906 (19-0)

Largest Margin of Defeat: 17 6/8/1888 (2-19)

Since 1900:

16 4/23/1960 (2-18) & 7/4/1961⁺ (3-19)

Longest Game, Innings: 17 5/2/1956 (5-6)

At Wrigley Field

Most Runs, Cubs: 20 8/13/1959 (20-9)

Most Runs, Giants: 19 7/4/1961⁺ (3-19)

Most Runs, Both Teams: 29 8/13/1959 (20-9)

Largest Margin of Victory: 14 7/20/1926 (16-2)

Largest Margin of Defeat:

16 4/23/1960 (2-18) & 7/4/1961⁺ (3-19)

Longest Game, Innings: 17 5/2/1956 (5-6)

Longest Win Streak: 9 7/19/1935-5/2/1936

Longest Loss Streak: 10 6/7/1950-6/22/1951

| LAST 10 SEASONS | | | |
|-----------------|--------------|--------------|--------------|
| YEAR | REC | HOME | ROAD |
| 2008 | 4-3 | 2-1 | 2-2 |
| 2009 | 4-2 | 1-1 | 3-1 |
| 2010 | 2-5 | 1-2 | 1-3 |
| 2011 | 5-4 | 3-3 | 2-1 |
| 2012 | 1-6 | 1-2 | 0-4 |
| 2013 | 4-3 | 1-3 | 3-0 |
| 2014 | 2-4 | 1-2 | 1-2 |
| 2015 | 5-2 | 4-0 | 1-2 |
| 2016 | 4-3 | 3-1 | 1-2 |
| 2017 | 4-3 | 3-1 | 1-2 |
| TOTALS | 35-35 | 20-16 | 15-19 |

LAST TRADE WITH GIANTS

8/11/2010: OF Evan Crawford for IF Mike Fontenot

Cubs vs. Washington Nationals (291-315 Record)

First Game: 4/11/1969 (as Montreal Expos)
@ Wrigley Field (Cubs won 1-0)

Montreal (1969-2004) **248-271**

Washington (Since 2005) **43-44**

At Wrigley Field **160-146**

On the Road **131-169**

MON: Jarry Park 33-36

MON: Olympic Stadium 75-108

MON/Puerto Rico: Hi Bithorn Stadium 1-2

WAS: RFK Stadium 4-6

WAS: Nationals Park (since 2008) 18-17

Last 3-Game Sweep at Wrigley Field 2007 (5/4-6)

Last 3-Game Sweep on Road 2010 (8/23-25)

Last 4-Game Sweep at Wrigley Field 2016 (5/5-8)

Last 4-Game Sweep on Road 2009 (7/16-19)

Last 3-Game Swept at Wrigley Field 2005 (7/1-3)

Last 3-Game Swept on Road 2006 (7/21-23)

Last 4-Game Swept at Wrigley Field Never done

Last 4-Game Swept on Road 2012 (9/3-6)

Last Doubleheader ... 6/28/2014 @ Wrigley Field (swept)

Last Wrigley Field Doubleheader Sweep 7/6/1970

Last Road Doubleheader Sweep 5/15/1977

Most Wins: 13 1970

Fewest Wins: 1 2005, 2012

Most Losses: 13 1974

Fewest Losses: 1 2007

Longest Win Streak:

7 10/1/1976-5/15/1977 & 9/11/1990-6/2/1991

Longest Loss Streak: 9 8/1/1979-5/26/1980

Most Home Wins: 7 1970, 1973

Fewest Home Wins: 0 1994, 2005

Most Home Losses: 8 1982

Fewest Home Losses: 0 1998, 2007, 2016

Most Road Wins: 6 four times: last 1987

Fewest Road Wins: 0 1995, 1997, 2006, 2012

Most Road Losses: 8 1979

Fewest Road Losses: 0 2009, 2010

Most Runs, Cubs:

15 9/24/1985 (15-17) & 5/14/2000 (15-16)

Most Runs, Nationals: 19 7/4/1977⁺ (3-19)

Most Runs, Both Teams: 32 9/24/1985 (15-17)

Largest Margin of Victory: 13 4/10/1998 (13-0)

Largest Margin of Defeat: 16 7/4/1977⁺ (3-19)

Longest Game, Innings:

18 6/27-28/1973 (4-5) & 6/28/1974⁺ (8-7)

At Wrigley Field

Most Runs, Cubs: 15 9/24/1985 (15-17)

Most Runs, Nationals: 19 7/4/1977⁺ (3-19)

Most Runs, Both Teams: 32 9/24/1985 (15-17)

Largest Margin of Victory: 12 7/6/1970⁺ (14-2)

Largest Margin of Defeat: 16 7/4/1977⁺ (3-19)

Longest Game, Innings: 18 6/27-28/1973 (4-5)

Longest Win Streak:

7 9/24/1969-7/8/1970⁺ & 8/24/1997-7/23/1998

Longest Loss Streak: 10 6/18/1982-4/7/1983

| LAST 10 SEASONS | | | |
|-----------------|--------------|--------------|--------------|
| YEAR | REC | HOME | ROAD |
| 2008 | 3-3 | 2-1 | 1-2 |
| 2009 | 5-2 | 1-2 | 4-0 |
| 2010 | 4-2 | 1-2 | 3-0 |
| 2011 | 3-4 | 2-1 | 1-3 |
| 2012 | 1-6 | 1-2 | 0-4 |
| 2013 | 3-4 | 1-3 | 2-1 |
| 2014 | 3-4 | 2-2 | 1-2 |
| 2015 | 4-3 | 1-2 | 3-1 |
| 2016 | 5-2 | 4-0 | 1-2 |
| 2017 | 3-4 | 1-2 | 2-2 |
| TOTALS | 34-34 | 16-17 | 18-17 |

LAST TRADE WITH NATIONALS

8/19/2013: PTBNL for OF David DeJesus

Cubs vs. American League Clubs Other Than Chicago and Houston

Baltimore Orioles: 9-3 (4-2 at home, 5-1 on road)

2003, 2008, 2014, 2017

MOST RECENT TRADE:

7/31/2015 – P Tommy Hunter for OF Junior Lake

Boston Red Sox: 8-7 (3-3 at home, 5-4 on road)

2005, 2011-12, 2014, 2017

MOST RECENT TRADE:

7/30/2014 – P Felix Doubront for a PTBNL (IF Marco Hernandez)

Cleveland Indians: 9-9 (4-3 at home, 5-6 on road)

1997-99, 2006, 2009, 2015

MOST RECENT TRADE:

4/11/2016 – P Giovanni Soto for a cash consideration

Detroit Tigers: 5-16 (2-9 at home, 3-7 on road)

1998, 2000-01, 2006, 2009, 2012, 2015

MOST RECENT TRADE:

7/31/2017 – C/1B Alex Avila and P Justin Wilson for INF Jeimer Candelario, INF Isaac Paredes and PTBNL or a cash consideration

Kansas City Royals: 12-9 (8-4 at home, 4-5 on road)

1997-2001, 2011, 2015

MOST RECENT TRADE:

2/8/2017 – P Alec Mills for OF Donnie Dewees

Los Angeles Angels: 9-5 (4-3 at home, 5-2 on road)

2004, 2010, 2013, 2016

MOST RECENT TRADE:

10/9/2017 – PTBNL or cash consideration for P Felix Peña

Minnesota Twins: 14-13 (8-4 at home, 6-9 on road)

1997-2001, 2006, 2009, 2012, 2015

MOST RECENT TRADE:

8/31/2006 – INF Phil Nevin traded for a PTBNL (P Adam Harben)

New York Yankees: 4-12 (4-7 at home, 0-5 on road)

2003, 2005, 2011, 2014, 2017

MOST RECENT TRADE:

7/25/2016 – P Aroldis Chapman for INF Gleyber Torres, P Adam Warren, OF Billy McKinney and OF Rashad Crawford

Oakland Athletics: 8-4 (4-2 at home, 4-2 on road)

2004, 2010, 2013, 2016

MOST RECENT TRADE:

6/9/2016 – OF Chris Coghlan for INF Arismendy Alcantara

Seattle Mariners: 9-6 (4-2 at home, 5-4 on road)

2002, 2007, 2010, 2013, 2016

MOST RECENT TRADE:

8/31/2017 – OF Leonys Martín for PTBNL or cash consideration

Tampa Bay Rays: 5-8 (4-4 at home, 1-4 on road)

2003, 2008, 2014, 2017

MOST RECENT TRADE:

1/8/2011 – P Matt Garza, OF Fernando Perez and P Zac Rosscup for P Chris Archer, C Robinson Chirinos, INF Hak-Ju Lee, OF Sam Fuld and OF Brandon Guyer

Texas Rangers: 8-7 (5-4 at home, 3-3 on road)

2002, 2007, 2010, 2013, 2016

MOST RECENT TRADE:

11/20/2015 – P Spencer Patton for INF Frandy De La Rosa

Toronto Blue Jays: 7-8 (4-2 at home, 3-6 on road)

2003, 2005, 2008, 2014, 2017

MOST RECENT TRADE:

7/2/2017 – PTBNL or cash consideration for C Miguel Montero

POST-SEASON HISTORY

POST-SEASON RESULTS: YEAR BY YEAR

| Year | Round | Opponent | Result | Manager | Reg. Season Record |
|-------------|---------------------|----------------------|-----------------|------------------------------|--------------------|
| 1906 | World Series | Chicago-A.L. | L, 4-2 | Frank Chance | 116-36 |
| 1907 | World Series | Detroit | W, 4-0-1 | Frank Chance | 107-45 |
| 1908 | World Series | Detroit | W, 4-1 | Frank Chance | 99-55 |
| 1910 | World Series | Philadelphia | L, 4-1 | Frank Chance | 104-50 |
| 1918 | World Series | Boston | L, 4-2 | Fred Mitchell | 84-45 |
| 1929 | World Series | Philadelphia | L, 4-1 | Joe McCarthy | 98-54 |
| 1932 | World Series | New York-A.L. | L, 4-0 | Rogers Hornsby/Charlie Grimm | 90-64 |
| 1935 | World Series | Detroit | L, 4-2 | Charlie Grimm | 100-54 |
| 1938 | World Series | New York-A.L. | L, 4-0 | Charlie Grimm | 89-63 |
| 1945 | World Series | Detroit | L, 4-3 | Charlie Grimm | 98-56 |
| 1984 | NLCS | San Diego | L, 3-2 | Jim Frey | 96-65 |
| 1989 | NLCS | San Francisco | L, 4-1 | Don Zimmer | 93-69 |
| 1998 | NLDS | Atlanta | L, 3-0 | Jim Riggleman | 90-73 |
| 2003 | NLDS | Atlanta | W, 3-2 | Dusty Baker | 88-74 |
| | NLCS | Florida | L, 4-3 | | |
| 2007 | NLDS | Arizona | L, 3-0 | Lou Piniella | 85-77 |
| 2008 | NLDS | Los Angeles-N.L. | L, 3-0 | Lou Piniella | 97-64 |
| 2015 | NLWC | Pittsburgh | W, 1-0 | Joe Maddon | 97-65 |
| | NLDS | St. Louis | W, 3-1 | | |
| | NLCS | New York-N.L. | L, 4-0 | | |
| 2016 | NLDS | San Francisco | W, 3-1 | Joe Maddon | 103-58 |
| | NLCS | Los Angeles-N.L. | W, 4-2 | | |
| | World Series | Cleveland | W, 4-3 | | |
| 2017 | NLDS | Washington | W, 3-2 | Joe Maddon | 92-70 |
| | NLCS | Los Angeles-N.L. | L, 4-1 | | |

All-Time Post-Season Record: 47-72-1
Total Number of Post-Season Series: 25 (9-16)

1906 World Series: White Sox Defeated Cubs 4-2

The 1906 Cubs set a modern record by winning 116 games against only 36 losses ... facing the "Hitless Wonders" White Sox in the first one-city World Series, the Cubs were heavily favored to win their first Fall Classic.

- © Played in snowy October weather, the first four games were dominated by pitching ... Nick Altrock and Mordecai "Three Finger" Brown duelled in the opener with both pitchers allowing only four hits, but the White Sox scratched out a 2-1 win ... Ed Reulbach evened the Series with a one-hitter the following day ... the clubs then traded shutouts, leaving the Series tied after four games.
- © The Cubs were held to a .196 batting average ... the White Sox didn't fare much better, hitting only .198.

SERIES NUMBERS

Cubs Batting: .196, 9 doubles, 0 homers
Cubs Pitching: 3.23 ERA
Top Cubs Batters:
 Solly Hoffman – .304
 Wildfire Schulte – .269, 3 doubles
Top Cubs Pitchers:
 Orval Overall – 1.05 ERA
 Ed Reulbach – 1-0, 2.45 ERA

Game 1 – Tuesday, October 9 at West Side Grounds

White Sox 0 0 0 0 1 1 0 0 0 - 2 4 1
Cubs 0 0 0 0 0 1 0 0 0 - 1 4 2
CWS – Altrock (W) ... **CHI** – Brown (L)
HR – None
T – 1:45, **A** – 12,693

Game 2 – Wednesday, October 10 at South Side Park III

Cubs 0 3 1 0 0 1 0 2 0 - 7 10 2
White Sox 0 0 0 0 1 0 0 0 0 - 1 1 3
CHI – Reulbach (W) ... **CWS** – White (L), Owen (4)
HR – None
T – 1:58, **A** – 15,595

Game 3 – Thursday, October 11 at West Side Grounds

White Sox 0 0 0 0 0 3 0 0 0 - 3 4 1
Cubs 0 0 0 0 0 0 0 0 0 - 0 2 2
CWS – Walsh (W) ... **CHI** – Pfister (L)
HR – None
T – 2:10, **A** – 13,667

Game 4 – Friday, October 12 at South Side Park

Cubs 0 0 0 0 0 1 0 0 - 1 7 1
White Sox 0 0 0 0 0 0 0 0 - 0 2 1
CHI – Brown (W) ... **CWS** – Altrock (L)
HR – None
T – 1:36, **A** – 18,385

Game 5 – Saturday, October 13 at West Side Grounds

White Sox 1 0 2 4 0 1 0 0 0 - 8 12 6
Cubs 3 0 0 1 0 2 0 0 0 - 6 6 0
CWS – Walsh (W), White (7-SV)
CHI – Reulbach, Pfister (3-L), Overall (4)
HR – None
T – 2:40, **A** – 23,257

Game 6 – Sunday, October 14 at South Side Park III

Cubs 1 0 0 0 1 0 0 0 1 - 3 7 0
White Sox 3 4 0 0 0 0 1 x - 8 14 3
CHI – Brown (L), Overall (2) ... **CWS** – White (W)
HR – None
T – 1:55, **A** – 19,249

1907 World Series: Cubs Defeated Tigers 4-0 (1 Tie)

Trailing 3-1 with two out in the ninth inning of the Series opener, the Cubs rallied for two runs to send the game into extra innings ... after 12 innings, the game was called due to darkness ... Cubs pitchers then took over the Series, allowing only three more Tigers runs as Chicago claimed its first World Series title.

- © Four Cubs starting pitchers combined for a 0.75 ERA and held future Hall of Famers Ty Cobb and Sam Crawford to .200 and .238 batting averages, respectively.

Game 1 – Tuesday, October 8 at West Side Grounds

Tigers 0 0 0 0 0 0 3 0 0 0 - 3 9 3
Cubs 0 0 0 1 0 0 0 2 0 0 0 - 3 10 5

DET – Donovan ... **CHI** – Overall, Reulbach (10)

HR – None

T – 2:40, **A** – 24,377

Game 2 – Wednesday, October 9 at West Side Grounds

Tigers 0 1 0 0 0 0 0 0 - 1 10 1
Cubs 0 1 0 2 0 0 0 x - 3 8 1

DET – Mullin (L) ... **CHI** – Pfister (W)

HR – None

T – 2:13, **A** – 21,901

Game 3 – Thursday, October 10 at West Side Grounds

Tigers 0 0 0 0 0 1 0 0 0 - 1 6 1
Cubs 0 1 0 3 1 0 0 0 x - 5 10 1

DET – Siever (L), Killian (5) ... **CHI** – Reulbach (W)

HR – None

T – 1:35, **A** – 13,114

Game 4 – Friday, October 11 at Bennett Park

Cubs 0 0 0 0 2 0 3 0 1 - 6 7 2
Tigers 0 0 0 1 0 0 0 0 0 - 1 5 2

CHI – Overall (W) ... **DET** – Donovan (L)

HR – None

T – 1:45, **A** – 11,306

Game 5 – Saturday, October 12 at Bennett Park

Cubs 1 1 0 0 0 0 0 0 0 - 2 7 1
Tigers 0 0 0 0 0 0 0 0 0 - 0 7 2

CHI – Brown (W) ... **DET** – Mullin (L)

HR – None

T – 1:42, **A** – 7,370

SERIES NUMBERS

Cubs Batting: .257, 6 doubles, 0 homers

Cubs Pitching: 0.75 ERA

Top Cubs Batters:

Harry Steinfeldt – .471

Johnny Evers – .350, 2 doubles

Top Cubs Pitchers:

Mordecai Brown – 1-0, 0.00 ERA

Ed Reulbach – 1-0, 0.75 ERA

1908 World Series: Cubs Defeated Tigers 4-1

The Cubs became the first club to win back-to-back World Series titles, defeating the Tigers in five games.

- © Cubs pitchers again dominated, limiting the Tigers to a .203 average and shutting them out over the last 19 innings of the Series ... Mordecai Brown and Orval Overall combined to allow only three runs in 29.1 innings.
- © The Cubs hit .293 for the Series, topped by Frank Chance's .421 average ... Joe Tinker connected for the only homer – the first in World Series play since 1903.

Game 1 – Saturday, October 10 at Bennett Park

Cubs 0 0 4 0 0 0 1 0 5 - 10 14 2
Tigers 1 0 0 0 0 0 3 2 0 - 6 10 3

CHI – Reulbach, Overall (7), Brown (8-W)

DET – Killian, Summers (3-L)

HR – None

T – 2:10, **A** – 10,812

Game 2 – Sunday, October 11 at West Side Grounds

Tigers 0 0 0 0 0 0 0 1 - 1 4 1
Cubs 0 0 0 0 0 0 6 x - 6 7 0

DET – Donovan (L) ... **CHI** – Overall (W)

HR – Tinker (1)

T – 1:30, **A** – 17,760

Game 3 – Monday, October 12 at West Side Grounds

Tigers 1 0 0 0 0 5 0 2 0 - 8 12 4
Cubs 0 0 0 3 0 0 0 0 0 - 3 7 0

DET – Mullin (W) ... **CHI** – Pfister (L), Reulbach (9)

HR – None

T – 2:10, **A** – 14,543

Game 4 – Tuesday, October 13 at Bennett Park

Cubs 0 0 2 0 0 0 0 0 1 - 3 10 0
Tigers 0 0 0 0 0 0 0 0 0 - 0 4 1

CHI – Brown (W) ... **DET** – Summers (L), Winter (9)

HR – None

T – 1:35, **A** – 12,907

Game 5 – Wednesday, October 14 at Bennett Park

Cubs 1 0 0 0 1 0 0 0 0 - 2 10 0
Tigers 0 0 0 0 0 0 0 0 0 - 0 3 0

CHI – Overall (W) ... **DET** – Donovan (L)

HR – None

T – 1:25, **A** – 6,210

SERIES NUMBERS

Cubs Batting: .293, 4 doubles, 1 homer

Cubs Pitching: 2.60 ERA

Top Cubs Batters:

Frank Chance – .421, 3 RBI

Wildfire Schulte – .389

Top Cubs Pitchers:

Mordecai Brown – 2-0, 0.00 ERA

Orval Overall – 2-0, 0.98 ERA

1910 World Series: Athletics Defeated Cubs 4-1

After a one-year absence, the Cubs returned for their fourth World Series in five years ... an aging Cubs team, however, fell to Connie Mack's Athletics.

© The Athletics easily took the first three games of the Series ... the Cubs staved off elimination with a 4-3 comeback win in Game 4, with Mordecai Brown earning the win in relief ... the following day, the Athletics scored five runs off Brown in the eighth inning to capture the World Series with a 7-2 win.

SERIES NUMBERS

Cubs Batting: .222, 11 doubles, 0 homers
Cubs Pitching: 4.70 ERA
Top Cubs Batters:
 Frank Chance — .353, 4 RBI
 Wildfire Schulte — .353, 3 doubles
Top Cubs Pitchers: Jack Pfeister — 0.00 ERA

Game 1 – Monday, October 17 at Shibe Park

Cubs 0 0 0 0 0 0 1 - 1 3 1

Athletics 0 2 1 0 0 0 1 x - 4 7 2

PHI – Overall (L), McIntire (4) ... **PHI** – Bender (W)

HR – None

T – 1:54, **A** – 26,891

Game 2 – Tuesday, October 18 at Shibe Park

Cubs 1 0 0 0 0 1 0 1 - 3 8 3

Athletics 0 0 2 0 1 0 6 0 x - 9 14 4

CHI – Brown (L), Richie (8) ... **PHI** – Coombs (W)

HR – None

T – 2:25, **A** – 24,597

Game 3 – Thursday, October 20 at West Side Grounds

Athletics 1 2 5 0 0 0 4 0 0 - 12 16 0

Cubs 1 2 0 0 0 0 0 2 0 - 5 7 2

PHI – Coombs (1) ... **CHI** – Reulbach, McIntire (3-L), Pfeister (3)

HR – Murphy (1)

T – 2:07, **A** – 26,210

Game 4 – Saturday, October 22 at West Side Grounds

Athletics 0 0 1 2 0 0 0 0 0 - 3 11 2

Cubs 1 0 0 1 0 0 0 1 1 - 4 10 1

PHI – Bender (L) ... **CHI** – Cole, Brown (9-W)

HR – None

T – 2:14, **A** – 19,150

Game 5 – Sunday, October 23 at West Side Grounds

Athletics 1 0 0 0 1 0 0 5 0 - 7 9 1

Cubs 0 1 0 0 0 0 0 1 0 - 2 9 2

PHI – Coombs (W) ... **CHI** – Brown (L)

HR – None

T – 2:06, **A** – 27,374

1918 World Series: Red Sox Defeated Cubs 4-2

With World War I raging in Europe, the regular season ended three weeks early ... the Series opened in early September, with the first three games played in Chicago – at Comiskey Park (due to its seating capacity).

© The Red Sox, led by pitcher Babe Ruth, beat the Cubs in six games ... Hippo Vaughn went just 1-2 for the Cubs despite allowing only three runs in 27.0 innings.

SERIES NUMBERS

Cubs Batting: .210, 5 doubles, 0 homers
Cubs Pitching: 1.04 ERA
Top Cubs Batters:
 Charlie Pick — .389
 Fred Merkle — .278
Top Cubs Pitchers:
 Hippo Vaughn — 1-2, 1.00 ERA
 Lefty Tyler — 1-1, 1.17 ERA

Game 1 – Thursday, September 5 at Comiskey Park

Red Sox 0 0 0 1 0 0 0 0 - 1 5 0

Cubs 0 0 0 0 0 0 0 0 - 0 6 0

BOS – Ruth (W) ... **CHI** – Vaughn (L)

HR – None

T – 1:50, **A** – 19,274

Game 2 – Friday, September 6 at Comiskey Park

Red Sox 0 0 0 0 0 0 0 1 - 1 6 1

Cubs 0 3 0 0 0 0 0 x - 3 7 1

BOS – Bush (L) ... **CHI** – Tyler (W)

HR – None

T – 1:58, **A** – 20,040

Game 3 – Saturday, September 7 at Comiskey Park

Red Sox 0 0 0 2 0 0 0 0 - 2 7 0

Cubs 0 0 0 0 1 0 0 0 - 1 7 2

BOS – Mays (W) ... **CHI** – Vaughn (L)

HR – None

T – 1:57, **A** – 27,054

Game 4 – Monday, September 9 at Fenway Park

Cubs 0 0 0 0 0 0 2 0 - 2 7 1

Red Sox 0 0 0 2 0 0 1 x - 3 4 0

CHI – Tyler, Douglas (8-L) ... **BOS** – Ruth (W), Bush (9-SV)

HR – None

T – 1:50, **A** – 22,183

Game 5 – Tuesday, September 10 at Fenway Park

Cubs 0 0 1 0 0 0 0 2 0 - 3 7 0

Red Sox 0 0 0 0 0 0 0 0 - 0 5 0

CHI – Vaughn (W) ... **BOS** – Jones (L)

HR – None

T – 1:42, **A** – 24,694

Game 6 – Wednesday, September 11 at Fenway Park

Cubs 0 0 0 1 0 0 0 0 - 1 3 2

Red Sox 0 0 2 0 0 0 0 x - 2 5 0

CHI – Tyler (L), Hendrix (8) ... **BOS** – Mays (W)

HR – None

T – 1:46, **A** – 15,238

1929 World Series: Athletics Defeated Cubs 4-1

The Cubs began a run of a pennant every three years with a rematch against their 1910 Fall Classic foes ... the results were the same, as Philadelphia won the Series in five games.

- © After falling behind two games to one, the Cubs appeared ready to even the Series at two games apiece - as they led Game Four by an 8-0 score entering the bottom of the seventh inning ... the Athletics shocked the Cubs by scoring 10 runs in the frame and won the contest 10-8.

Game 1 - Tuesday, October 8 at Wrigley Field

Athletics 000 000 102 - 3 6 1
Cubs 000 000 001 - 1 8 2

PHI - Ehmke (W) ... **CHI** - Root (L), Bush (8)

HR - Foss (1)

T - 2:03, **A** - 50,740

Game 2 - Wednesday, October 9 at Wrigley Field

Athletics 003 300 120 - 9 12 0
Cubs 000 030 000 - 3 11 1

PHI - Earnshaw (W), Grove (5-SV)

CHI - Malone (L), Blake (4), Carlson (6), Nehf (9)

HR - Foss (2), Simmons (1)

T - 2:29, **A** - 49,987

Game 3 - Friday, October 11 at Shibe Park

Cubs 000 003 000 - 3 6 1
Athletics 000 010 000 - 1 9 1

CHI - Bush (W) ... **PHI** - Earnshaw (L)

HR - None

T - 2:09, **A** - 29,921

SERIES NUMBERS

Cubs Batting: .249, 6 doubles, 1 homer

Cubs Pitching: 4.33 ERA

Top Cubs Batters:

Hack Wilson - .471

Charlie Grimm - .389, 1 homer, 4 RBI

Top Cubs Pitchers:

Guy Bush - 1-0, 0.82 ERA

Game 4 - Saturday, October 12 at Shibe Park

Cubs 000 205 100 - 8 10 2
Athletics 000 000 100 x - 10 15 2

CHI - Root, Nehf (7), Blake (7-L), Malone (7), Carlson (8)

PHI - Quinn, Walberg (6), Rommel (7-W), Grove (8-SV)

HR - Grimm (1), Simmons (2), Haas (1)

T - 2:12, **A** - 29,921

Game 5 - Monday, October 14 at Shibe Park

Cubs 000 200 000 - 2 8 1
Athletics 000 000 003 - 3 6 0

CHI - Malone (L) ... **PHI** - Ehmke, Walberg (4-W)

HR - Haas (2)

T - 1:42, **A** - 29,921

1932 World Series: Yankees Defeated Cubs 4-0

The mighty Yankees, managed by former Cubs skipper Joe McCarthy, easily swept the Series in four games.

- © The Yankees won the first two games in New York by scores of 12-6 and 5-2.
- © Game Three was played at Wrigley Field and featured Babe Ruth's supposed "called shot" in the fifth inning.

Game 1 - Wednesday, September 28 at Yankee Stadium

Cubs 200 000 220 - 6 10 1
Yankees 000 305 31x - 12 8 2

CHI - Bush (L), Grimes (6), Smith (8) ... **NY** - Ruffing (W)

HR - Gehrig (1)

T - 2:31, **A** - 41,459

Game 2 - Thursday, September 29 at Yankee Stadium

Cubs 101 000 000 - 2 9 0
Yankees 202 010 00x - 5 10 1

CHI - Warneke (L) ... **NY** - Gomez (W)

HR - None

T - 1:46, **A** - 50,709

SERIES NUMBERS

Cubs Batting: .253, 8 doubles, 3 homers

Cubs Pitching: 9.26 ERA

Top Cubs Batters:

Riggs Stephenson - .444, 4 RBI

Billy Jurgens - .364

Top Cubs Pitchers: Lon Warneke - 5.91 ERA

Game 3 - Saturday, October 1 at Wrigley Field

Yankees 301 020 001 - 7 8 1
Cubs 102 100 001 - 5 9 4

NY - Pipgras (1), Penneck (9)

CHI - Root (L), Malone (5), May (8), Tinning (9)

HR - Ruth 2 (2), Gehrig 2 (2), Cuyler (1), Hartnett (1)

T - 2:11, **A** - 49,986

Game 4 - Sunday, October 2 at Wrigley Field

Yankees 102 002 404 - 13 19 4
Cubs 400 001 001 - 6 9 1

NY - Allen, Moore (1-W), Penneck (7-SV)

CHI - Bush, Warneke (1), May (4-L), Tinning (7), Grimes (9)

HR - Lazzeri (2), Combs (1), Demaree (1)

T - 2:27, **A** - 49,844

1935 World Series: Tigers Defeated Cubs 4-2

The Cubs and Detroit met in World Series play for the third time, as the Tigers avenged their 1907 and 1908 losses by beating the Cubs in six games.

© The Tigers finished off the Series in Game Six with a 4-3 win in Detroit ... the winning run scored with two outs in the ninth inning.

SERIES NUMBERS

Cubs Batting: .238, 6 doubles, 5 homers
Cubs Pitching: 2.96 ERA
Top Cubs Batters:
 Billy Herman — .333, 1 homer, 6 RBI
 Frank Demaree — 2 homers
Top Cubs Pitchers:
 Lon Warneke — 2-0, 0.54 ERA
 Tex Carleton — 1.29 ERA

Game 1 – Wednesday, October 2 at Navin Field

Cubs **2 0 0 0 0 0 1 - 3 7 0**
 Tigers 0 0 0 0 0 0 0 - 0 4 3
CHI – Warneke (W) ... **DET** – Rowe (L)
HR – Demaree (1)
T – 1:51, **A** – 47,391

Game 2 – Thursday, October 3 at Navin Field

Cubs 0 0 0 0 1 0 2 0 0 - 3 6 1
Tigers 4 0 0 3 0 0 1 0 x - 8 9 2
CHI – Root (L), Henshaw (1), Kowalik (4) ... **DET** – Bridges (W)
HR – Greenberg (1)
T – 1:59, **A** – 46,742

Game 3 – Friday, October 4 at Wrigley Field

Tigers 0 0 0 0 0 1 0 4 0 0 1 - 6 12 2
 Cubs 0 2 0 0 1 0 0 0 2 0 0 - 5 10 3
DET – Auker, Hogsett (7), Rowe (8-W)
CHI – Lee, Warneke (8), French (10-L)
HR – Demaree (2)
T – 2:27, **A** – 45,532

Game 4 – Saturday, October 5 at Wrigley Field

Tigers 0 0 1 0 0 1 0 0 0 - 2 7 0
 Cubs 0 1 0 0 0 0 0 0 0 - 1 5 2
DET – Crowder (W) ... **CHI** – Carleton (L), Root (8)
HR – Hartnett (1)
T – 2:28, **A** – 49,350

Game 5 – Sunday, October 6 at Wrigley Field

Tigers 0 0 0 0 0 0 0 0 1 - 1 7 1
Cubs 0 0 2 0 0 0 1 0 x - 3 8 0
DET – Rowe (L) ... **CHI** – Warneke (W), Lee (7)
HR – Klein (1)
T – 1:49, **A** – 49,237

Game 6 – Monday, October 7 at Navin Field

Cubs 0 0 1 0 2 0 0 0 0 - 3 12 0
Tigers 1 0 0 1 0 1 0 0 1 - 4 12 1
CHI – French (L) ... **DET** – Bridges (W)
HR – Herman (1)
T – 1:57, **A** – 48,420

1938 World Series: Yankees Defeated Cubs 4-0

Yankee power again proved too much, as New York swept the Cubs in four games.

© The Yankees, in the midst of four consecutive World Series titles, outscored the Cubs 22-9.

SERIES NUMBERS

Cubs Batting: .243, 4 doubles, 2 homers
Cubs Pitching: 5.03 ERA
Top Cubs Batters:
 Joe Marty — .500, 1 homer, 5 RBI
 Stan Hack — .471
Top Cubs Pitchers: Bill Lee — 2.45 ERA

Game 1 – Wednesday, October 5 at Wrigley Field

Yankees **0 2 0 0 0 1 0 0 0 - 3 12 1**
 Cubs 0 0 1 0 0 0 0 0 0 - 1 9 1
NY – Ruffing (W) ... **CHI** – Lee (L), Russell (9)
HR – None
T – 1:53, **A** – 43,642

Game 2 – Thursday, October 6 at Wrigley Field

Yankees **0 2 0 0 0 0 2 2 - 6 7 2**
 Cubs 1 0 2 0 0 0 0 0 0 - 3 11 0
NY – Gomez (W), Murphy (8) ... **CHI** – Dean (L), French (9)
HR – Crosetti (1), DiMaggio (1)
T – 1:53, **A** – 42,108

Game 3 – Saturday, October 8 at Yankee Stadium

Cubs 0 0 0 0 1 0 0 1 0 - 2 5 1
Yankees **0 0 0 2 2 0 1 x - 5 7 2**
CHI – Bryant (L), Russell (6), French (7) ... **NY** – Pearson (W)
HR – Marty (1), Gordon (1), Dickey (1)
T – 1:57, **A** – 55,236

Game 4 – Sunday, October 9 at Yankee Stadium

Cubs 0 0 0 1 0 0 0 2 0 - 3 8 1
Yankees **0 3 0 0 0 1 0 4 x - 8 11 1**
CHI – Lee (L), Root (4), Page (7), French (8), Carleton (8), Dean (8) ... **NY** – Ruffing (W)
HR – O'Dea (1), Henrich (1)
T – 2:11, **A** – 59,847

POST-SEASON PREMIES

The youngest Cub to participate in post-season play was Phil Cavarretta, who was just 19 years old when he made his World Series debut in the 1935 Fall Classic against Detroit.

In 1998, Kerry Wood became the youngest Cubs pitcher to see action during the postseason. He was just 21 when he started Game Three of the Division Series against Atlanta.

1945 World Series: Tigers Defeated Cubs 4-3

The Cubs suffered their seventh consecutive World Series defeat, falling in seven games to the Tigers.

© In Game Seven, the Tigers battered Hank Borowy and Paul Derringer for five runs in the first inning and coasted to a 9-3 victory.

SERIES NUMBERS

Cubs Batting: .263, 16 doubles, 1 homer
Cubs Pitching: 4.15 ERA
Top Cubs Batters:
 Phil Cavarretta — .423, 1 homer, 5 RBI
 Stan Hack — .367
Top Cubs Pitchers:
 Claude Passeau — 1-0, 2.70 ERA

Game 1 – Wednesday, October 3 at Briggs Stadium

Cubs 4 0 3 0 0 0 2 0 0 - 9 13 0
Tigers 0 0 0 0 0 0 0 0 - 0 6 0

CHI – Borowy (W)

DET – Newhouser (L), Benton (3), Tobin (5), Mueller (8)

HR – Cavarretta (1)

T – 2:10, **A** – 54,637

Game 2 – Thursday, October 4 at Briggs Stadium

Cubs 0 0 0 1 0 0 0 0 - 1 7 0
Tigers 0 0 0 0 4 0 0 x - 4 7 0

CHI – Wyse (L), Erickson (7) ... **DET** – Trucks (W)

HR – Greenberg (1)

T – 1:47, **A** – 53,636

Game 3 – Friday, October 5 at Briggs Stadium

Cubs 0 0 0 2 0 0 1 0 0 - 3 8 0
Tigers 0 0 0 0 0 0 0 0 - 0 1 2

CHI – Passeau (W) ... **DET** – Overmire (L), Benton (7)

HR – None

T – 1:55, **A** – 55,500

Game 4 – Saturday, October 6 at Wrigley Field

Tigers 0 0 0 4 0 0 0 0 - 4 7 1
Cubs 0 0 0 0 0 1 0 0 - 1 5 1

DET – Trout (W)

CHI – Prim (L), Derringer (4), Vandenberg (6), Erickson (8)

HR – None

T – 2:00, **A** – 42,923

Game 5 – Sunday, October 7 at Wrigley Field

Tigers 0 0 1 0 0 4 1 0 2 - 8 11 0
Cubs 0 0 1 0 0 0 2 0 1 - 4 7 2

DET – Newhouser (W) ... **CHI** – Borowy (L), Vandenberg (6), Chipman (6), Derringer (7), Erickson (9)

HR – None

T – 2:18, **A** – 43,463

Game 6 – Monday, October 8 at Wrigley Field

Tigers 0 1 0 0 0 0 2 4 0 0 0 - 7 13 1
Cubs 0 0 0 0 4 1 2 0 0 0 1 - 8 15 3

DET – Trucks, Caster (5), Bridges (6), Benton (7), Trout (8-L)

CHI – Passeau, Wyse (7), Prim (8), Borowy (9-W)

HR – Greenberg (2)

T – 3:28, **A** – 41,708

Game 7 – Wednesday, October 10 at Wrigley Field

Tigers 5 1 0 0 0 0 1 2 0 - 9 9 1
Cubs 1 0 0 1 0 0 0 1 0 - 3 10 0

DET – Newhouser (W) ... **CHI** – Borowy (L), Derringer (1), Vandenberg (2), Erickson (6), Passeau (8), Wyse (9)

HR – None

T – 2:31, **A** – 41,590

MOST POST-SEASON GAMES BY POSITION

Listed below are the franchise leaders in games played at each position in post-season play, as well as the World Series:

MOST POST-SEASON GAMES BY POSITION

| Position | Name | Games Played |
|----------|-------------------|--------------|
| SP | Kyle Hendricks | 10 |
| RP | Pedro Strop | 19 |
| C | Willson Contreras | 26 |
| 1B | Anthony Rizzo | 36 |
| 2B | Javier Baez | 27 |
| 3B | Kris Bryant | 36 |
| SS | Addison Russell | 31 |
| LF | Ben Zobrist | 22 |
| CF | Dexter Fowler | 26 |
| RF | Jason Heyward | 24 |
| DH | Kyle Schwarber | 4 |

MOST WORLD SERIES GAMES BY POSITION

| Position | Name | Games Played |
|----------|---------------------------------|--------------|
| SP | Mordecai Brown | 7 |
| RP | Aroldis Chapman/Mike Montgomery | 5 |
| C | Johnny Kling | 19 |
| 1B | Frank Chance | 20 |
| 2B | Johnny Evers | 16 |
| 3B | Harry Steinfieldt | 21 |
| SS | Joe Tinker | 21 |
| LF | Jimmy Schekard | 21 |
| CF | Solly Hofman | 16 |
| RF | Frank Schulte | 21 |
| DH | Kyle Schwarber | 4 |

1984 NLCS: Padres Defeated Cubs 3-2

The Cubs advanced into post-season play for the first time since 1945 after winning the National League Eastern Division title with a 96-65 record ... the Cubs then won the first two games of the NLCS at Wrigley Field before dropping the final three contests in San Diego.

- © The Cubs hit five homers and had 16 hits in routing the Padres 13-0 in Game One, as winning pitcher Rick Sutcliffe allowed two hits in 7.0 innings and homered ... behind Steve Trout, the Cubs then won the second game 4-2.
- © San Diego routed the Cubs in Game Three, then won the fourth game 7-5 behind Steve Garvey's five-RBI contest.
- © In the decisive fifth game, Leon Durham's two-run homer and Jody Davis' solo shot gave the Cubs a 3-0 lead entering the bottom of the sixth inning ... San Diego, though, scored twice in the sixth and four times in the seventh to advance to the World Series.

Game 1 – Tuesday, October 2 at Wrigley Field

Padres 0 0 0 0 0 0 0 0 - 0 6 1
Cubs 2 0 3 0 6 2 0 0 x - 13 16 0
SD – Show (L), Harris (5), Booker (7)
CHI – Sutcliffe (W), Brusstar (8)
HR – Dernier (1), Matthews 2 (2), Sutcliffe (1), Cey (1)
T – 2:49, **A** – 36,282

Game 2 – Wednesday, October 3 at Wrigley Field

Padres 0 0 0 1 0 1 0 0 0 - 2 5 0
Cubs 1 0 2 1 0 0 0 0 x - 4 8 1
SD – Thurmond (L), Hawkins (4), Dravecky (6), Lefferts (8)
CHI – Trout (W), Smith (9-SV)
HR – None
T – 2:18, **A** – 36,282

Game 3 – Thursday, October 4 at Jack Murphy Stadium

Cubs 0 1 0 0 0 0 0 0 - 1 5 0
Padres 0 0 0 0 3 4 0 0 x - 7 11 0
CHI – Eckersley (L), Frazier (6), Stoddard (8)
SD – Whitson (W), Gossage (9)
HR – McReynolds (1)
T – 2:19, **A** – 58,346

Game 4 – Saturday, October 6 at Jack Murphy Stadium

Cubs 0 0 0 3 0 0 0 2 0 - 5 8 1
Padres 0 0 2 0 1 0 2 0 2 - 7 11 0
CHI – Sanderson, Brusstar (5), Stoddard (7), Smith (8-L)
SD – Lollar, Hawkins (5), Dravecky (6), Gossage (8), Lefferts (9-W)
HR – Davis (1), Durham (1), Garvey (1)
T – 3:13, **A** – 58,354

Game 5 – Sunday, October 7 at Jack Murphy Stadium

Cubs 2 1 0 0 0 0 0 0 0 - 3 5 1
Padres 0 0 0 0 0 2 4 0 x - 6 8 0
CHI – Sutcliffe (L), Trout (7), Brusstar (8) ... **SD** – Show, Hawkins (2), Dravecky (4), Lefferts (6-W), Gossage (8-SV)
HR – Durham (2), Davis (2)
T – 2:41, **A** – 58,359

SERIES NUMBERS

Cubs Batting: .263, 16 doubles, 1 homer
Cubs Pitching: 4.15 ERA
Top Cubs Batters:
 Phil Cavarretta – .423, 1 homer, 5 RBI
 Stan Hack – .367
Top Cubs Pitchers:
 Claude Passeau – 1-0, 2.70 ERA

1989 NLCS: Giants Defeated Cubs 4-1

Will Clark was too much for the Cubs to handle, as the Giants first baseman was a one-man wrecking crew ... Clark batted .650 in the NLCS (13-for-20) with two homers - including a grand slam - and eight RBI.

- © Mark Grace did his best to keep the Cubs alive, going 11-for-17 (.647) with five extra-base hits and eight RBI.

Game 1 – Wednesday, October 4 at Wrigley Field

Giants 3 0 1 4 0 0 0 3 0 - 11 13 0
 Cubs 2 0 1 0 0 0 0 0 0 - 3 10 1
SF – Garrelts (W), Brantley (8), Hammaker (9)
CHI – Maddux (L), Kilgus (5), Wilson (8)
HR – Clark 2 (2), Mitchell (1), Grace (1), Sandberg (1)
T – 2:51, **A** – 39,195

Game 2 – Thursday, October 5 at Wrigley Field

Giants 0 0 0 2 0 0 0 2 1 - 5 10 0
Cubs 6 0 0 0 0 3 0 0 x - 9 11 0
SF – Reuschel (L), Downs (1), Lefferts (6), Brantley (7), Bedrosian (8) ... **CHI** – Bielecki, Assenmacher (5), Lancaster (6-W)
HR – Mitchell (2), Williams (1), Thompson (1)
T – 3:08, **A** – 39,195

Game 3 – Saturday, October 7 at Candlestick Park

Cubs 2 0 0 1 0 0 1 0 0 - 4 10 0
Giants 3 0 0 0 0 0 2 0 x - 5 8 3
CHI – Sutcliffe, Assenmacher (7), Lancaster (7-L) ... **SF** – LaCoss, Brantley (4), Robinson (7-W), Lefferts (8), Bedrosian (9-SV)
HR – Thompson (2)
T – 2:48, **A** – 62,065

Game 4 – Sunday, October 8 at Candlestick Park

Cubs 1 1 0 0 2 0 0 0 0 - 4 12 1
Giants 1 0 2 1 2 0 0 0 x - 6 9 1
CHI – Maddux, Wilson (4-L), Sanderson (6), Williams (8)
SF – Garrelts, Downs (5-W), Bedrosian (9-SV)
HR – Salazar (1), Williams (2)
T – 3:13, **A** – 62,078

Game 5 – Monday, October 9 at Candlestick Park

Cubs 0 0 1 0 0 0 0 0 1 - 2 10 1
Giants 0 0 0 0 0 0 1 2 x - 3 4 1
CHI – Bielecki (L), Williams (8), Lancaster (8)
SF – Reuschel (W), Bedrosian (9-SV)
HR – None
T – 2:47, **A** – 62,084

SERIES NUMBERS

Cubs Batting: .303, 9 doubles, 3 homers
Cubs Pitching: 5.57 ERA
Top Cubs Batters:
 Mark Grace – .647, 1 homer, 8 RBI
 Ryne Sandberg – .400, 1 homer, 4 RBI
Top Cubs Pitchers: Mike Bielecki – 3.65 ERA

1998 NLDS: Braves Defeated Cubs 3-0

Atlanta pitching proved to be too much for the Cubs, who needed a Wild Card tie-breaker contest against San Francisco to qualify for the postseason.

- Ⓒ The Cubs were held to just four runs, 17 hits and a .181 average ... Braves pitchers recorded a 1.29 ERA.
- Ⓒ Cubs pitchers limited Atlanta's offense to just a .228 average ... Cubs starters gave up only four earned runs in 20.0 innings.
- Ⓒ Two days before the start of the Division Series – on September 28 at Wrigley Field – the Cubs earned a spot in the playoffs as the National League's Wild Card team after beating San Francisco 5-3 ... Steve Trachsel took a no-hitter into the sixth inning, Gary Gaetti belted a two-run homer, pinch-hitter Matt Mieske singled in two runs and Rod Beck picked up the save as the Cubs advanced to the playoffs.

Game 1 – Wednesday, September 30 at Turner Field

Cubs 0 0 0 0 0 0 1 0 - 1 5 1
Braves **0 2 0 0 0 1 4 0 x - 7 8 0**
CHI – Clark (L), Heredia (7), Karchner (7), Morgan (8)
ATL – Smoltz (W), Rocker (8), Ligtenberg (9)
HR – Houston (1), Tucker (1), Klesko (1)
T – 2:34, **A** – 45,598

Game 2 – Thursday, October 1 at Turner Field

Cubs 0 0 0 0 0 1 0 0 0 - 1 4 1
Braves **0 0 0 0 0 0 0 1 1 - 2 6 0**
CHI – Tapani, Mulholland (10-L) ... **ATL** – Glavine (7), Rocker (8), Seanez (9), Ligtenberg (10), O. Perez (10-W)
HR – Lopez (1)
T – 2:47, **A** – 51,713

SERIES NUMBERS

Cubs Batting: .181, 2 doubles, 1 homer
Cubs Pitching: 4.44 ERA
Top Cubs Batters:
 Scott Servais – 2-for-3
 Tyler Houston – 1 HR
Top Cubs Pitchers: Kevin Tapani – 1.00 ERA

Game 3 – Saturday, October 3 at Wrigley Field

Braves **0 0 1 0 0 0 0 5 0 - 6 9 0**
 Cubs 0 0 0 0 0 0 0 2 0 - 2 8 2
ATL – Maddux (W), Ligtenberg (8)
CHI – Wood (L), Mulholland (6), Beck (8), Morgan (9)
HR – E. Perez (1)
T – 2:57, **A** – 39,597

2003 NLDS: Cubs Defeated Braves 3-2

For the first time since winning the 1908 World Series, the Cubs were victorious in a postseason series ... as such, the Cubs qualified for their first trip to the National League Championship Series since 1989.

- Ⓒ The affair was only the third “final and decisive” post-season contest in Cubs history ... the club had dropped Game Seven of the 1945 World Series to Detroit and Game Five of the 1984 NLCS to San Diego.
- Ⓒ With two victories, Kerry Wood became the first Cub to pick up a pair of wins in a post-season series since Hank Borowy in the 1945 World Series ... he fanned 18 batters in the two starts, surpassing the club-record 17 recorded by Hippo Vaughn in the 1918 World Series ... in the series-opening 4-2 victory, he had two hits – and drove in the game-winning run with a two-run double in the Cubs four-run sixth inning.
- Ⓒ In Game Three (a 3-1 Cubs win), Mark Prior went the distance – allowing two hits while fanning seven ... he was the first Cubs pitcher to throw a complete game in the postseason since Claude Passeau accomplished the feat in Game Three of the 1945 World Series ... in the process, he also became the second hurler to throw a two-hitter in a Division Series affair, joining Nolan Ryan (October 6, 1981).

Game 1 – Tuesday, September 30 at Turner Field

Cubs **0 0 0 0 0 4 0 0 0 - 4 10 0**
 Braves 0 0 1 0 0 0 0 1 0 - 2 3 1
CHI – Wood (W), Remlinger (8), Farnsworth (8), Borowski (9-SV)
ATL – Ortiz (L), King (6), Gryboski (6), Wright (7), Mercker (8), Hernandez (9)
HR – Giles (1)
T – 3:21, **A** – 52,043

Game 2 – Wednesday, October 1 at Turner Field

Cubs 2 0 0 0 0 0 1 0 - 3 6 0
Braves **1 0 0 1 0 1 0 2 x - 5 13 0**
CHI – Zambrano, Farnsworth (6), Veres (8-L)
ATL – Hampton, King (7), Gryboski (7), Smoltz (8-W)
HR – None
T – 3:07, **A** – 53,743

Game 3 – Friday, October 3 at Wrigley Field

Braves 0 0 0 0 0 0 1 0 - 1 2 4
Cubs **2 0 0 0 0 0 1 x - 3 8 0**
ATL – Maddux (L), Wright (7), Gryboski (8) ... **CHI** – Prior (W)
HR – None
T – 2:43, **A** – 39,982

SERIES NUMBERS

Cubs Batting: .257, 8 doubles, 4 homers
Cubs Pitching: 3.07 ERA
Top Cubs Batters:
 Moises Alou – .500, 3 RBI
 Eric Karros – .375, 2 homers, 2 RBI
Top Cubs Pitchers:
 Kerry Wood – 2-0, 1.76 ERA
 Mark Prior – 1-0, 1.00 ERA

Game 4 – Saturday, October 4 at Wrigley Field

Braves **0 0 0 1 3 0 0 2 0 - 6 12 0**
 Cubs 0 0 1 0 0 1 0 1 1 - 4 10 0
ATL – Ortiz (W), King (6), Gryboski (6), Wright (7), Cunnane (8), Smoltz (9-SV) ... **CHI** – Clement (L), Alfonseca (5), Remlinger (6), Veres (7), Farnsworth (7), Guthrie (8), Cruz (9)
HR – C. Jones 2 (2), Karros 2 (2)
T – 3:40, **A** – 39,983

Game 5 – Sunday, October 5 at Turner Field

Cubs **1 1 0 0 0 2 0 0 1 - 5 9 0**
 Braves 0 0 0 0 0 1 0 0 0 - 1 5 1
CHI – Wood (W), Borowski (9) ... **ATL** – Hampton (L), Gryboski (7), Wright (8), Cunnane (9), King (9)
HR – Gonzalez (1), Ramirez (1)
T – 2:50, **A** – 54,357

2003 NLCS: Marlins Defeated Cubs 4-3

Five outs – that’s all that stood between the Cubs 3-0 lead in Game Six and their first trip to the Fall Classic since 1945 ... before two of those outs could be recorded, Florida stunned the Cubs with an eight-run eighth-inning rally.

- © By the time the fateful eighth was over, the Marlins had sent 12 batters to the plate ... the eight runs were the most in an NLCS inning since St. Louis plated nine in the second inning October 13, 1985, against Los Angeles.
- © There was another day for the Cubs, however ... in Game Seven, they found themselves down 3-0 early before rallying to tie the score in the bottom of the second – including a two-run shot by Kerry Wood ... his roundtripper was just the fourth by a pitcher in NLCS history – and the first since the Cubs Rick Sutcliffe went deep in Game One of the 1984 NLCS vs. San Diego ... the Cubs then went ahead 5-3 in the third inning on Moises Alou’s two-run homer ... from that point, though, the Cubs were held to just one hit – a Troy O’Leary pinch homer in the seventh off Josh Beckett – as the Marlins pushed across six runs from the fifth through seventh innings.
- © In the process, the Marlins became the fourth team in League Championship Series history to overcome a three-games-to-one deficit in advancing to the World Series.

SERIES NUMBERS

Cubs Batting: .258, 10 doubles, 13 homers
Cubs Pitching: 4.36 ERA
Top Cubs Batters:
 Moises Alou – .310, 2 homers, 5 RBI
 Sammy Sosa – .308, 2 homers, 6 RBI
 Alex Gonzalez – .286, 3 homers, 7 RBI
Top Cubs Pitchers:
 Matt Clement – 1-0, 3.52 ERA
 Mark Prior – 1-1, 3.14 ERA

Game 1 – Tuesday, October 7 at Wrigley Field

Marlins 0 0 5 0 0 1 0 0 2 0 1 - 9 14 1
Cubs 4 0 0 0 0 2 0 0 2 0 0 - 8 11 1

FLA – Beckett, Fox (7), Urbina (9-W), Loooper (11-SV)
CHI – Zambrano, Remlinger (7), Farnsworth (7), Borowski (9), Guthrie (11-L), Alfonseca (11)
HR – Rodriguez (1), Cabrera (1), Encarnacion (1), Lowell (1), Alou (1), Gonzalez (1), Sosa (1)
T – 3:44, **A** – 39,567

Game 2 – Wednesday, October 8 at Wrigley Field

Marlins 0 0 0 0 0 2 0 1 0 - 3 9 1
Cubs 2 3 3 0 3 1 0 0 x - 12 16 1
FLA – Penny (L), Bump (3), Helling (4), Pavano (7), Tejera (8)
CHI – Prior (W), Veres (8), Guthrie (9)
HR – Lee (1), Cabrera (2), Sosa (2), Ramirez (1), Gonzalez 2 (3)
T – 3:02, **A** – 39,562

Game 3 – Friday, October 10 at Pro Player Stadium

Cubs 1 1 0 0 0 0 2 0 0 1 - 5 12 0
Marlins 0 1 0 0 0 0 2 1 0 0 0 - 4 10 0
CHI – Wood, Farnsworth (7), Borowski (8-W), Remlinger (11-SV)
FLA – Redman, Fox (7), Urbina (9), Tejera (11-L), Loooper (11)
HR – Simon (1)
T – 4:16, **A** – 65,115

Game 4 – Saturday, October 11 at Pro Player Stadium

Cubs 4 0 2 1 0 0 1 0 0 - 8 8 0
Marlins 0 0 0 0 2 0 0 1 0 - 3 6 1
CHI – Clement (W), Farnsworth (8)
FLA – Willis (L), Helling (3), Bump (6), Penny (8), Pavano (9)
HR – Ramirez 2 (3)
T – 2:58, **A** – 65,829

Game 5 – Sunday, October 12 at Pro Player Stadium

Cubs 0 0 0 0 0 0 0 0 0 - 0 2 0
Marlins 0 0 0 2 0 1 1 x - 4 8 0
CHI – Zambrano (L), Veres (6), Alfonseca (7), Remlinger (8)
FLA – Beckett (W)
HR – Lowell (2), Rodriguez (2), Conine (1)
T – 2:42, **A** – 65,279

Game 6 – Tuesday, October 14 at Wrigley Field

Marlins 0 0 0 0 0 0 0 8 0 - 8 9 0
Cubs 1 0 0 0 0 1 1 0 0 - 3 10 2
FLA – Pavano, Willis (6), Fox (7-W), Urbina (8)
CHI – Prior (L), Farnsworth (8), Remlinger (8), Alfonseca (9)
HR – None
T – 3:00, **A** – 39,577

Game 7 – Wednesday, October 15 at Wrigley Field

Marlins 3 0 0 0 3 1 2 0 0 - 9 12 0
Cubs 0 3 2 0 0 0 1 0 0 - 6 6 0
FLA – Redman, Penny (4-W), Beckett (5), Urbina (9-SV)
CHI – Wood (L), Farnsworth (6), Veres (7), Remlinger (8), Borowski (8)
HR – Cabrera (3), Wood (1), Alou (2), O’Leary (1)
T – 3:11, **A** – 39,574

2007 NLDS: Diamondbacks Defeated Cubs 3-0

In the team's first post-season appearance since 2003, the Cubs were swept by the Arizona Diamondbacks, three-games-to-none, in the National League Division Series ... Chicago batted just .194 (19-for-98) in the series with six runs scored ... Chicago batted just .087 (2-for-23) with runners in scoring position while Geovany Soto hit the club's lone home run - a two-run blast in Game Two off Arizona's Doug Davis.

- Ⓢ Soto's long ball made him just the second Cubs rookie to ever homer in a post-season contest ... previously, Cubs rookie Frank Demaree homered off the Yankees Johnny Allen on October 2, 1932, in the fourth game of the 1932 World Series at Wrigley Field..
- Ⓢ The Cubs dropped Game One, 4-1, as Carlos Zambrano went up against Arizona's Brandon Webb ... the game was tied 1-1 before the Diamondbacks scored two runs off Carlos Marmol in the seventh.
- Ⓢ Chicago enjoyed its only lead of the series when Soto's two-run homer in the second inning of Game Two at Chase Field gave the Cubs an early 2-0 ... Arizona rebounded for four runs in the bottom half of the inning and would hold the lead for the remainder of the game.
- Ⓢ In Game Three, the Diamondbacks touched Rich Hill for three runs in 3.0 innings of work as Chicago went 0-for-9 with runners in scoring position.

Game 1 - Wednesday, October 3 at Chase Field

Cubs 0 0 0 0 0 1 0 0 0 - 1 4 0

D'Backs 0 0 1 0 0 2 0 x - 3 6 1

CHI - Zambrano, Marmol (7-L), Howry (8)

ARI - Webb (W), Lyon (8), Valverde (9-SV)

HR - Drew (1), Reynolds (1)

T - 2:33, **A** - 48,864

Game 2 - Thursday, October 4 at Chase Field

Cubs 0 2 0 0 0 2 0 0 0 - 4 8 0

D'Backs 0 4 0 2 2 0 0 0 x - 8 9 1

CHI - Lilly (L), Hart (4), Eyre (5), Wuertz (5), Wood (6), Dempster

(8) ... **ARI** - Davis (W), Cruz (6), Pena (7), Lyon (8), Valverde (9)

HR - Soto (1), Young (1)

T - 3:44, **A** - 48,575

Game 3 - Saturday, October 6 at Wrigley Field

D'Backs 2 0 0 1 0 1 0 0 1 - 5 10 1

Cubs 0 0 0 1 0 0 0 0 0 - 1 7 0

ARI - Hernandez (W), Pena (7), Lyon (8), Valverde (9)

CHI - Hill (L), Wuertz (4), Marmol (5), Howry (7), Wood (9)

HR - Young (2), Drew (2), Byrnes (1)

T - 3:22, **A** - 42,157

SERIES NUMBERS

Cubs Batting: .194, 3 doubles, 1 homer

Cubs Pitching: 5.76 ERA

Top Cubs Batters:

Mark DeRosa - .333

Daryle Ward - .500, 2 RBI

Top Cubs Pitchers:

Carlos Zambrano - 0-0, 1.50 ERA (6.0 IP)

Bob Howry - 0-0, 0.00 ERA (3.0 IP)

2008 NLDS: Dodgers Defeated Cubs 3-0

After leading the National League with 97 wins, the Cubs were swept out of the National League Division Series, three-games-to-none, for the second straight season ... Chicago starters compiled a 5.87 ERA (10 ER/15.1 IP) ... Ryan Dempster issued a career-high seven free passes in Game One's 7-2 setback.

- Ⓢ Derrek Lee extended his post-season hitting streak to six games with a 3-for-4 Game Three performance ... hit at a .545 clip (6-for-11) with three doubles and two runs scored on the series.
- Ⓢ Mark DeRosa gave the Cubs their only lead of the series with a one-out, two-run homer in the second inning of Game One ... the Dodgers responded with seven unanswered runs, highlighted by James Loney's fifth-inning grand slam.
- Ⓢ Carlos Zambrano struggled in Game Two, surrendering seven runs (three earned) in the Dodgers' 10-3 victory ... Los Angeles posted five runs in the second frame and never looked back ... the Cubs committed four errors in the game, one-shy of matching their post-season record (5).
- Ⓢ A two-run double by Loney in the first inning proved to be all the offense the Dodgers needed in Game Three ... pinch-hitter Daryle Ward singled in Lee for the Cubs lone run in the 3-1 loss.

Game 1 - Wednesday, October 1 at Wrigley Field

Dodgers 0 0 0 0 4 0 1 1 1 - 7 8 1

Cubs 0 2 0 0 0 0 0 0 0 - 2 9 1

LAD - Lowe (W), Wade (7-H), Broxton (8), Maddux (9)

CHI - Dempster (L), Marshall (5), Samardzija (8), Marquis (9)

HR - Martin (1), Ramirez (1), Loney (1), DeRosa (1)

T - 3:10, **A** - 42,099

Game 2 - Thursday, October 2 at Wrigley Field

Dodgers 0 5 0 0 1 0 1 2 1 - 10 12 0

Cubs 0 0 0 0 0 0 1 0 2 - 3 8 4

LAD - Billingsley (W), Wade (7), Saito (9), Broxton (9)

CHI - Zambrano (L), Cotts (7), Marmol (8), Wood (9)

HR - Ramirez (2)

T - 3:10, **A** - 42,136

Game 3 - Saturday, October 4 at Dodger Stadium

Cubs 0 0 0 0 0 0 1 0 - 1 8 1

Dodgers 2 0 0 0 1 0 0 0 x - 3 6 0

CHI - Harden (L), Marshall (5), Marmol (6), Cotts (8)

LAD - Kuroda (W), Wade (7-H), Broxton (8-SV)

HR - None

T - 3:03, **A** - 56,000

SERIES NUMBERS

Cubs Batting: .258, 10 doubles, 13 homers

Cubs Pitching: 4.36 ERA

Top Cubs Batters:

Moises Alou - .310, 2 homers, 5 RBI

Sammy Sosa - .308, 2 homers, 6 RBI

Alex Gonzalez - .286, 3 homers, 7 RBI

Top Cubs Pitchers:

Matt Clement - 1-0, 3.52 ERA

Mark Prior - 1-1, 3.14 ERA

2015 Wild Card Game: Cubs Defeated Pirates

Jake Arrieta tossed a complete game shutout as the Cubs defeated the Pirates, 4-0, in the N.L. Wild Card Game ... Kyle Schwarber drove in the game's first run with a single in the first inning and added a two-run homer in the third ... Dexter Fowler went 3-for-4 with a homer and three runs.

- Ⓢ Arrieta allowed just five hits, walked none and struck out 11 batters ... it marked the Cubs first post-season complete game shutout since Claude Passeau did so in the 1945 World Series.
- Ⓢ Schwarber became just the fourth rookie in major league history to drive in runs in each of their first two post-season plate appearances.
- Ⓢ Fowler tied a Cubs single-game postseason record by scoring three times (last done by Paul Bako and Alex Gonzalez in 2003 NLCS Game Two).
- Ⓢ The Pirates and Cubs met in the Wild Card game despite sporting the second and third best records in the majors, respectively, behind only N.L. Central rival St. Louis ... the victory snapped a nine-game postseason skid dating to Game Five of the 2003 NLCS.

Wednesday, October 7 at PNC Park

Cubs 1 0 2 0 1 0 0 0 - 4 7 0

Pirates 0 0 0 0 0 0 0 0 - 0 5 1

CHI – Arrieta (W) ... **PIT** – Cole (L), Bastardo (6), Watson (7), Soria (8), Melancon (9)

HR – Schwarber (1), Fowler (1)

T – 2:47, **A** – 40,889

2015 NLDS: Cubs Defeated Cardinals 3-1

Facing the Cardinals for the first time in post-season history, the Cubs were shut out in Game One before rebounding to take the series three-games-to-one ... the Cubs clinched a playoff series at Wrigley Field for the first time in franchise history ... Chicago hit 10 homers in the series, one shy of the Division Series record of 11.

- Ⓢ Jorge Soler posted a .769 on-base percentage in the series, reaching base in 10 of his 13 plate appearances ... became the first player in major league history to reach base in his first nine postseason plate appearances ... homered in Games Two and Three.
- Ⓢ Kyle Schwarber connected on two home runs, including a blast in the seventh inning of Game Four that landed on top of the right field video board at Wrigley Field.
- Ⓢ The Cubs hit a major league post-season single-game record six home runs in Game Three as each of the top six batters in the lineup went yard.

Game 1 – Friday, October 9 at Busch Stadium

Cubs 0 0 0 0 0 0 0 0 - 0 3 0

Cardinals 1 0 0 0 0 0 3 x - 4 6 0

CHI – Lester (L), Strop (8)

STL – Lackey (W), Siegrist (8), Rosenthal (9)

HR – Pham (1), Piscotty (1)

T – 2:47, **A** – 47,830

Game 2 – Saturday, October 10 at Busch Stadium

Cubs 0 5 1 0 0 0 0 0 - 6 6 0

Cardinals 1 0 0 0 2 0 0 0 - 3 6 2

CHI – Hendricks, Wood (5-W), Cahill (8), Rondon (9-SV)

STL – Garcia (L), Lynn (3), Villanueva (4), Maness (6), Wainwright (7), Broxton (9)

HR – Carpenter (1), Soler (1), Wong (1), Grichuk (1)

T – 2:57, **A** – 47,859

Game 3 – Monday, October 12 at Wrigley Field

Cardinals 0 0 0 2 0 2 0 2 - 6 8 0

Cubs 0 1 0 1 3 2 0 1 X - 8 13 1

STL – Wacha (L), Siegrist (5), Maness (6), Wainwright (6), Broxton (8) ... **CHI** – Arrieta (W), Richard (6), Cahill (7), Wood (7), Strop (8), Rondon (9-SV)

HR – Schwarber (2), Castro (1), Bryant (1), Rizzo (1), Heyward (1), Soler (2), Fowler (2), Piscotty (2)

T – 3:28, **A** – 42,411

Game 4 – Tuesday, October 13 at Wrigley Field

Cardinals 2 0 0 0 0 2 0 0 0 - 4 8 0

Cubs 0 4 0 0 0 1 1 0 X - 6 8 1

STL – Lackey, Wainwright (4), Siegrist (6-L), Broxton (7), Rosenthal (8) ... **CHI** – Hammel, Grimm (4), Wood (5), Cahill (6-W), Rodney (7), Richard (7), Strop (8), Rondon (9-SV)

HR – Piscotty (3), Baez (1), Rizzo (2), Schwarber (3)

T – 3:16, **A** – 42,411

SERIES NUMBERS

Cubs Batting: .242, 20 R, 10 HR, 15 BB

Cubs Pitching: 4.37 ERA .211 AVG, 48 SO

Top Cubs Batters:

Kyle Schwarber – .500, 2 HR, 2 RBI, 2 BB

Jorge Soler – .571, 1 2B, 2 HR, 4 RBI, 6 BB

Top Cubs Pitchers:

Travis Wood – 1-0, 2.45 ERA (3.2 IP)

Jon Lester – 3.68 ERA (3 ER/7.1 IP), 9 SO

2015 NLCS: Mets Defeated Cubs 4-0

The Cubs season came to a close as they were swept by the Mets in the NLCS ... was their first time being swept in a seven-game series since the 1938 World Series ... the Cubs allowed first inning runs in each of the four games and never held a lead in the series.

- Ⓢ The Cubs fell victim to a historic performance by Mets infielder Daniel Murphy, who batted .529 with four homers, six runs scored and six RBI in the series.
- Ⓢ Jorge Soler provided a bright spot offensively in the series, batting .417 with two doubles, one homer and three runs scored.

Game 1 – Saturday, October 17 at Citi Field

Cubs 0 0 0 0 1 0 0 1 0 - 2 5 0

Mets 1 0 0 0 1 1 1 0 X - 4 8 1

CHI – Lester (L), Grimm (7), Richard (8), Cahill (8)

NYM – Harvey (W), Familia (8-SV)

HR – Murphy (4), d'Arnaud (2), Schwarber (4)

T – 2:55, **A** – 44,287

Game 2 – Sunday, October 18 at Citi Field

Cubs 0 0 0 0 0 1 0 0 0 - 1 5 0

Mets 3 0 1 0 0 0 0 0 X - 4 5 0

CHI – Arrieta (L), Wood (6), Richard (8), Strop (8)

NYM – Syndergaard (W), Niese (6), Reed (7), Clippard (8), Familia (9-SV)

HR – Murphy (5)

T – 3:07, **A** – 44,502

Game 3 – Tuesday, October 20 at Wrigley Field

Mets 1 0 1 0 0 1 2 0 0 - 5 11 0

Cubs 1 0 0 1 0 0 0 0 0 - 2 5 1

NYM – deGrom (W), Clippard (8), Familia (9-SV)

CHI – Hendricks, Richard (5), Cahill (6-L), Wood (7), Grimm (7), Strop (8), Rondon (9)

HR – Schwarber (5), Murphy (6), Soler (3)

T – 3:01, **A** – 42,231

Game 4 – Wednesday, October 21 at Wrigley Field

Mets 4 2 0 0 0 0 2 0 - 8 11 0

Cubs 0 0 0 1 0 0 2 0 - 3 6 0

NYM – Matz, Colon (5-W), Reed (7), Clippard (8), Familia (9)

CHI – Hammel (L), Wood (2), Richard (4), Cahill (6), Strop (7), Rodney (8), Rondon (9)

HR – Duda (1), d'Arnaud (3), Murphy (7), Bryant (2)

T – 3:32, **A** – 42,227

SERIES NUMBERS

Cubs Batting: .164 AVG, 5 2B, 4 HR

Cubs Pitching: 5.56 ERA, 37 SO

Top Cubs Batter:

Jorge Soler – .417, 2 2B, 1 HR, 3 R

Top Cubs Pitcher:

Clayton Richard – 0.00 ERA, 4.0 IP, 3 H

2016 NLDS: Cubs Defeated Giants 3-1

The Cubs defeated the Giants three games-to-one in the NLDS to advance to the NLCS for the second-straight season ... down 5-2 in the ninth inning of Game Four, the Cubs scored four runs in the frame to stun the Giants with a 6-5 victory ... became just the second team in postseason history to overcome a three-run deficit in the ninth inning to win a series clinching game.

- Ⓢ Cubs pitchers went 3-for-9 with two homers and six RBI in the NLDS, by far the most RBI by a pitching staff in an NLDS round in postseason history.
- Ⓢ Javier Baez and Kris Bryant led the Cubs with six hits ... Baez homered, scored a team-high four runs and drove in two, while Bryant had two doubles, a homer and three RBI.
- Ⓢ Aroldis Chapman appeared in all four NLDS games, notching three saves.
- Ⓢ Cubs pitching did not allow a home run in the NLDS, the first team to hold the opponent without a long ball in the Division Series since the 2009 Yankees against the Twins.

SERIES NUMBERS

Cubs Batting: .200, 6 2B, 5 HR, 8 BB
Cubs Pitching: 3.00 ERA, .252 AVG, 29 SO
Top Cubs Batters:
 Javier Baez — .375, HR, 4 R, 2 RBI, BB
 Kris Bryant — .375, 2 2B, HR, 2 R, 3 RBI, BB
Top Cubs Pitchers:
 Jon Lester — 1-0, 0 ER, 8.0 IP, 5 H, 5 SO
 Aroldis Chapman — 2.70 ERA, 3 SV, 3.1 IP

Game 1 – Friday, October 7 at Wrigley Field

Giants 0 0 0 0 0 0 0 0 - 0 6 0
Cubs 0 0 0 0 0 1 x - 1 3 0
SF – Cueto (L) ... **CHI** – Lester (W), Chapman (9-S)
HR – Baez (1)
T – 2:30, **A** – 42,148

Game 2 – Saturday, October 8 at Wrigley Field

Giants 0 0 2 0 0 0 0 0 - 2 6 1
Cubs 1 3 0 1 0 0 x - 5 9 3
SF – Samardzija (L), Kontos (3), Blach (5), Casilla (6), Law (7), Lopez (7), Strickland (8) ... **CHI** – Hendricks, Wood (4-W), Edwards Jr. (6), Montgomery (7), Rondon (8), Chapman (9-S)
HR – Wood (1)
T – 3:03, **A** – 42,392

Game 3 – Monday, October 10 at AT&T Park

Cubs 0 3 0 0 0 0 0 2 0 0 0 - 5 10 2
Giants 0 0 1 0 1 0 0 3 0 0 0 1 - 6 13 1
CHI – Arrieta, Strop (7), Wood (7), Rondon (8), Chapman (8), Grimm (8), Montgomery (9-L) ... **SF** – Bumgarner, Law (6), Strickland (8), Romo (9), Smith (11), Blach (12-W)
HR – Arrieta (1), Bryant (1)
T – 5:04, **A** – 43,571

Game 4 – Tuesday, October 11 at AT&T Park

Cubs 0 0 1 0 1 0 0 0 4 - 6 6 0
 Giants 1 0 0 2 2 0 0 0 - 5 11 2
CHI – Lackey, Grimm (5), Wood (5), Edwards Jr. (7), Rondon (8-W), Chapman (9-S) ... **SF** – Moore, Law (9), Lopez (9), Romo (9), Smith (9-L), Strickland (9)
HR – Ross (1)
T – 3:25, **A** – 43,166

2016 NLCS: Cubs Defeated Dodgers 4-2

The Cubs captured their first N.L. Pennant since 1945, downing the Dodgers, four games-to-two in the NLCS ... after being blanked in Games Two and Three, the Cubs outscored L.A. 23-10 over the final three games, including a 5-0 shutout win in the clinching Game Six.

- Ⓢ Jon Lester and Javier Baez were named co-MVPs of the NLCS ... Baez batted .318 (7-for-22) with three runs, four doubles, five RBI and an .833 OPS in six NLCS games ... Lester was 1-0 with a 1.38 ERA (2 ER/13.0 IP) in two NLCS starts, including a Game Five victory in which he allowed just one run in 7.0 innings of work
- Ⓢ Anthony Rizzo went 7-for-14 with two doubles, two homers and five RBI in the final three games of the series ... Addison Russell also finished hot, going 6-for-13 with a double, two homers and four RBI in the last three games.
- Ⓢ Kyle Hendricks allowed just two hits and no walks in 7.1-scoreless innings in Game Six.
- Ⓢ Miguel Montero hit a pinch-hit, go-ahead grand slam in the eighth inning of Game One, breaking a 3-3 tie ... was the first game-winning pinch-hit grand slam in postseason history.

SERIES NUMBERS

Cubs Batting: .238, 15 2B, 7 HR, 16 BB
Cubs Pitching: 2.89 ERA, .210 AVG, 42 SO
Top Cubs Batter:
 Dexter Fowler — .333, 3 2B, HR, 6 R, 4 RBI
 Anthony Rizzo — .320, 2 2B, 2 HR, 3 R, 5 RBI
 Javier Baez — .318, 4 2B, 3 R, 5 RBI
Top Cubs Pitcher:
 Kyle Hendricks — 1-1, 0.71 ERA, 12.2 IP
 Jon Lester — 1-0, 1.38 ERA, 13.0 IP

Game 1 – Saturday, October 15 at Wrigley Field

Dodgers 0 0 0 0 1 0 0 2 1 - 4 9 0
Cubs 1 2 0 0 0 0 5 x - 8 9 0
LAD – Maeda, Baez (5), Stripling (7), Blanton (8-L), Dayton (8)
CHI – Lester, Wood (7), Edwards Jr. (7), Montgomery (7), Strop (8), Chapman (8-W), Rondon (9)
HR – Ethier (1), Fowler (1), Montero (1)
T – 3:37, **A** – 42,376

Game 2 – Sunday, October 16 at Wrigley Field

Dodgers 0 1 0 0 0 0 0 0 - 1 3 1
 Cubs 0 0 0 0 0 0 0 0 - 0 2 0
LAD – Kershaw (W), Jansen (8-S) ... **CHI** – Hendricks (L), Edwards Jr. (6), Montgomery (7), Strop (8), Chapman (9)
HR – Gonzalez (1)
T – 2:45, **A** – 42,384

Game 3 – Tuesday, October 18 at Dodger Stadium

Cubs 0 0 0 0 0 0 0 0 - 0 4 0
Dodgers 0 0 1 2 0 1 0 2 x - 6 10 0
CHI – Arrieta (L), Wood (6), Grimm (6), Montgomery (8)
LAD – Hill (W), Blanton (7), Dayton (8), Jansen (8)
HR – Grandal (1), Turner (1)
T – 3:18, **A** – 54,269

Game 4 – Wednesday, October 19 at Dodger Stadium

Cubs 0 0 0 4 1 5 0 0 0 - 10 13 2
 Dodgers 0 0 0 0 2 0 0 0 - 2 6 4
CHI – Lackey, Montgomery (5-W), Edwards Jr. (7), Wood (7), Strop (8), Rondon (9) ... **LAD** – Urias (L), Baez (4), Fields (5), Stripling (6), Avilan (6), Wood (8)
HR – Rizzo (1), Russell (1)
T – 3:58, **A** – 54,449

Game 5 – Thursday, October 20 at Dodger Stadium

Cubs 1 0 0 0 0 2 0 5 0 - 8 13 0
 Dodgers 0 0 0 1 0 0 0 1 2 - 4 9 1
CHI – Lester (W), Strop (8), Chapman (9) ... **LAD** – Maeda, Fields (4), Dayton (5), Blanton (6-L), Avilan (7), Baez (8), Stripling (8)
HR – Russell (2)
T – 4:16, **A** – 54,449

Game 6 – Saturday, October 22 at Wrigley Field

Dodgers 0 0 0 0 0 0 0 0 - 0 2 1
Cubs 2 1 0 1 1 0 0 0 x - 5 7 1
LAD – Kershaw (L), Jansen (6) ... **CHI** – Hendricks (W), Chapman (8)
HR – Contreras (1), Rizzo (2)
T – 2:36, **A** – 42,386

2016 World Series: Cubs Defeated Indians 4-3

The Cubs won the World Series for the first time since 1908, winning a thrilling seven-game set over the Cleveland Indians ... became the seventh team in World Series history to overcome a 3-1 series deficit to win the title ... Ben Zobrist was named World Series MVP after going 10-for-28 with two doubles, a triple, two RBI and five runs in the series, including the game-winning RBI double in the 10th inning of Game Seven.

- Ⓒ Chicago earned a dramatic win in Game Seven, topping the Indians, 8-7 in 10 innings ... the Cubs led 5-1 in the fifth inning before the Indians rallied to tie the game in the eighth inning on a two-run homer by Rajai Davis ... the game went into a 17 minute rain delay after the ninth inning ... in the 10th, Ben Zobrist hit an RBI double and Miguel Montero added an RBI single to give the Cubs an 8-6 lead ... the Indians would score one in the bottom of the frame before Mike Montgomery induced a game-ending ground ball to Kris Bryant to earn his first-career professional save to close out the World Series.
- Ⓒ In his final professional game, David Ross homered off of Andrew Miller in the sixth inning of Game Seven ... he became the oldest player to homer in Game Seven of the World Series.
- Ⓒ Dexter Fowler hit a leadoff homer in Game Seven, the first ever leadoff home run in Game Seven of a World Series.
- Ⓒ After missing nearly the entire regular season and postseason, Kyle Schwarber was activated for the World Series and excelled as the team's designated hitter in Cleveland ... he went 7-for-17 with a double and two RBI, including a hit to spark the Cubs 10th inning rally in Game Seven.
- Ⓒ In Game Six, Addison Russell hit a grand slam to extend the Cubs' lead to 7-0 ... was the first-ever grand slam by a Cubs player in the World Series, and the 19th overall in the Fall Classic ... was part of a six-RBI night for Russell, tying the single-game World Series record ... for the series, Russell drove in nine RBI, the most by a Cubs player in a single postseason series in franchise history.
- Ⓒ Jon Lester went 1-1 with a 3.68 ERA (6 ER/14.2 IP) in three appearances, including 3.0-innings of relief in Game Seven on two days rest.
- Ⓒ With a 3-2 victory in Game Five, the Cubs claimed their first World Series win at Wrigley Field since Game Six of the 1945 Fall Classic ... Aroldis Chapman made his longest-career appearance, tossing 2.2-scoreless innings to secure the victory.
- Ⓒ Anthony Rizzo hit safely in the last six games of the World Series, going 9-for-25 with three doubles, a homer, seven runs scored and five RBI.

SERIES NUMBERS

Cubs Batting: .249, 10 2B, 8 HR, 22 BB
Cubs Pitching: 3.43 ERA, .237 AVG, 69 SO
Top Cubs Batter:
 Anthony Rizzo — .360, 3 2B, HR, 7 R, 5 RBI
 Ben Zobrist — .357, 2 2B, 3B, 5 R, 2 RBI
 Kyle Schwarber — .412, 2B, 2 R, 2 RBI
Top Cubs Pitcher:
 Jake Arrieta — 2-0, 2.38 ERA, 11.1 IP
 Kyle Hendricks — 1.00 ERA, 9.0 IP

Game 1 – Tuesday, October 25 at Progressive Field

Cubs 0 0 0 0 0 0 0 - 0 7 0
 Indians 2 0 0 1 0 0 3 x - 6 10 0
CHI – Lester (L), Strop (6), Wood (7), Grimm (7), Rondon (8)
CLE – Kluber (W), Miller (7), Allen (9)
HR – Perez 2 (2)
T – 3:37, **A** – 38,091

Game 2 – Wednesday, October 26 at Progressive Field

Cubs 1 0 1 0 3 0 0 0 - 5 9 0
 Indians 0 0 0 0 0 1 0 0 - 1 4 2
CHI – Arrieta (W), Montgomery (6), Chapman (8) ... **CLE** – Bauer (L), McAllister (4), Shaw (5), Salazar (6), Manship (7), Otero (7), Clevinger (9)
HR – None
T – 4:04, **A** – 38,172

Game 3 – Friday, October 28 at Wrigley Field

Indians 0 0 0 0 0 0 1 0 - 1 8 1
 Cubs 0 0 0 0 0 0 0 0 - 0 5 0
CLE – Tomlin, Miller (5-W), Shaw (7), Allen (8-S)
CHI – Hendricks, Grimm (5), Edwards Jr. (6-L), Montgomery (7), Strop (8), Chapman (9)
HR – None
T – 3:33, **A** – 41,703

Game 4 – Saturday, October 29 at Wrigley Field

Indians 0 2 1 0 0 1 3 0 0 - 7 10 0
 Cubs 1 0 0 0 0 0 0 1 0 - 2 7 2
CLE – Kluber (W), Miller (7), Otero (9) ... **CHI** – Lackey (L), Montgomery (6), Grimm (6), Wood (7), Rondon (8)
HR – Kipnis (1), Santana (1), Fowler (2)
T – 3:16, **A** – 41,706

Game 5 – Sunday, October 30 at Wrigley Field

Indians 0 1 0 0 0 1 0 0 0 - 2 2 6 1
 Cubs 0 0 0 3 0 0 0 x - 3 7 0
CLE – Bauer (L), Clevinger (5), Shaw (6), Allen (7)
CHI – Lester (W), Edwards Jr. (7), Chapman (7-S)
HR – Ramirez (1), Bryant (2)
T – 3:27, **A** – 41,711

Game 6 – Tuesday, November 1 at Progressive Field

Cubs 3 0 4 0 0 0 0 0 2 - 9 13 0
 Indians 0 0 0 1 1 0 0 0 1 - 3 6 1
CHI – Arrieta (W), Montgomery (6), Chapman (7), Strop (9), Wood (9) ... **CLE** – Tomlin (L), Otero (3), Salazar (4), Manship (6), McAllister (6), Clevinger (8)
HR – Bryant (3), Rizzo (2), Russell (3), Kipnis (2)
T – 3:29, **A** – 38,116

Game 7 – Wednesday, November 2 at Progressive Field

Cubs 1 0 0 2 2 1 0 0 0 2 - 8 13 3
 Indians 0 0 1 0 2 0 0 3 0 1 - 7 11 1
CHI – Hendricks, Lester (5), Chapman (8-W), Edwards Jr. (10), Montgomery (10-S) ... **CLE** – Kluber, Miller (5), Allen (7), Shaw (9-L), Bauer (10)
HR – Baez (2), Fowler (3), Ross (2), Davis (1)
T – 4:28, **A** – 38,104

SEVENTH HEAVEN

Game Seven marked the 60th extra-inning game in World Series history, and just the fifth in a decisive game, joining Game Seven of the 1997 World Series, Game Seven of the 1991 World Series, Game Seven of the 1924 World Series and Game Eight of the 1912 World Series ... the Cubs became the first road team to win an extra-inning game in the decisive game of a Fall Classic.

Eight different Cubs players recorded an RBI in Game Seven, the most by any team in Game Seven of a World Series.

The Cubs became the seventh team in World Series history to come back from down 3-1 to win the series ... the previous six teams to come back from a 3-1 deficit to win the World Series include the 1985 Royals, 1979 Pirates, 1968 Tigers, 1958 Yankees, 1925 Pirates and the 1903 Pilgrims (best-of-nine).

The Cubs won a Game Seven for the first time in club history ... had previously dropped Game Seven of the 1945 World Series and Game Seven of the 2003 NLCS, both at Wrigley Field.

2017 NLDS: Cubs Defeated Nationals 3-2

The Cubs advanced to their third-consecutive NLCS after alternating wins with Washington for five games ... pitching dominated for most of the series, as the two clubs combined for just 20 runs in Games 1-4 before a wild, 9-8 Cubs victory in Game Five.

- Ⓢ Game Four, originally scheduled for October 10 at Wrigley Field, was rained out ... marked the first Cubs postseason rainout since October 21, 1910 (G4 of World Series).
- Ⓢ The Cubs did not homer in any of their three NLDS victories ... became the first team to win a Division Series without hitting a home run in any of its three wins in the series.
- Ⓢ Anthony Rizzo's six RBI marked the most ever by a Cubs batter in a single division series, surpassing Mark DeRosa (2008 vs. LAD) and Jorge Soler (2015 vs. STL) with four apiece.
- Ⓢ The Cubs won two games in which they were held hitless for at least 5.0 innings ... in the series opener, Stephen Strasburg took a no-hitter into the sixth before the Cubs rallied for a 3-0 win ... Max Scherzer spun 6.1 hitless innings in Game Three before surrendering a double ... was the first time the Cubs had been held without a hit for 6.0 innings in franchise postseason history.

Game 1 – Friday, October 6 at Nationals Park

Cubs 0 0 0 0 0 2 0 1 0 - 3 5 1
Nationals 0 0 0 0 0 0 0 0 - 0 2 1
CHI – Hendricks (W), Edwards Jr (8-H), Davis (9-S) ...
WSH – Strasburg (L), Madson (8), Kintzler (9)
HR – None ... **T** – 3:02, **A** – 43,898

Game 2 – Saturday, October 7 at Nationals Park

Cubs 0 1 0 2 0 0 0 0 - 3 6 0
Nationals 1 0 0 0 0 0 5 x - 6 6 0
CHI – Lester, Strop (7-H), Edwards Jr. (8-BS, L), Montgomery (8) ... **WSH** – González, Albers (6), Solís (7), Madson (8), Pérez (8-W), Doolittle (9-S)
HR – Rizzo (1), Contreras (1), Rendon (1), Harper (1), Zimmerman (1) ... **T** – 3:06, **A** – 43,860

Game 3 – Monday, October 9 at Wrigley Field

Nationals 0 0 0 0 1 0 0 0 - 1 3 1
Cubs 0 0 0 0 0 1 1 x - 2 4 4
WSH – Scherzer, Solís (7-BS), Kintzler (7-L), Perez (8) ...
CHI – Quintana, Strop (6), Edwards Jr. (8-W), Davis (9-S)
HR – None ... **T** – 3:09, **A** – 42,445

Game 4 – Wednesday, October 11 at Wrigley Field

Nationals 0 0 1 0 0 0 0 4 0 - 5 5 1
Cubs 0 0 0 0 0 0 0 0 - 0 3 2
WSH – Strasburg (W), Madson (8), Doolittle (9) ...
CHI – Arrieta (L), Lester (5), Edwards Jr. (8), Davis (8), Duensing (8), Wilson (9)
HR – Taylor (1)
T – 3:57, **A** – 42,264

Game 5 – Thursday, October 12 at Nationals Park

Cubs 1 0 2 0 4 1 1 0 0 - 9 9 0
Nationals 0 4 0 0 2 1 1 0 - 8 14 2
CHI – Hendricks (W), Duensing (5-W), Strop (5), Montgomery (6), Edwards Jr. (7), Quintana (7), Davis (7-S) ...
WSH – González, Albers (4), Scherzer (5-L), Kintzler (6), Solís (7), Madson (7), Doolittle (9)
HR – Murphy (1), Taylor (2)
T – 4:37, **A** – 43,849

SERIES NUMBERS

Cubs Batting: .180, 17 R, 9 2B, 2 HR, 18 BB
Cubs Pitching: 3.68 ERA, .186 AVG, 41 SO
Top Cubs Batters:
 Anthony Rizzo – .200, HR, 2B, R, 6 RBI, BB
 Addison Russell – .222, 2 2B, R, 4 RBI, 2 BB
Top Cubs Pitchers:
 Jon Lester – 1.86 ERA (2 ER/9.2 IP), 3 H, 5 SO
 José Quintana – 0.00 ERA, 6.1 IP, 3 H, 7 SO

2017 NLCS: Dodgers Defeated Cubs 4-1

The Cubs were denied a second-straight trip to the Fall Classic, falling in the NLCS to the top-seeded Dodgers in five games ... avoided a sweep after L.A. jumped out to a 3-0 series lead.

- Ⓢ All eight of Chicago's runs in the series came via home runs (six solo, one two-run homer) ... according to Elias, was the first time a team scored all of its runs on homers in a postseason series lasting at least four games.
- Ⓢ The Cubs took the lead with a home run in each of the first four games in the series.
- Ⓢ The Cubs' bats went just 4-for-55 (.073) against the Dodgers bullpen ... the club batted .202 (20-for-99) with seven homers vs. Los Angeles' starting pitchers.
- Ⓢ Jake Arrieta earned the Cubs' lone win of the series in his Game Four start, tossing 6.2 innings of one-run ball.
- Ⓢ Javier Báez mashed a pair of solo homers in the Cubs' Game Four victory, marking the fifth postseason multi-homer game in Cubs history and first since Aramis Ramírez turned the trick in Game Four of the 2003 NLCS vs. Florida.

Game 1 – Saturday, October 14 at Dodger Stadium

Cubs 0 0 0 2 0 0 0 0 - 2 4 0
Dodgers 0 0 0 0 2 1 2 0 x - 5 8 0
CHI – Quintana, Rondon (6-L), Montgomery (6), Lackey (7) ... **LAD** – Kershaw, Cingrani (6), Maeda (6-W), Morrow (7-H), Watson (8-H), Jansen (8-S)
HR – Almora Jr. (1), Taylor (1), Puig (1) ... **T** – 3:24, **A** – 54,289

Game 2 – Sunday, October 15 at Dodger Stadium

Cubs 0 0 0 0 1 0 0 0 - 1 3 0
Dodgers 0 0 0 0 1 0 0 0 3 - 4 5 0
CHI – Lester, Edwards Jr. (5), Strop (7), Duensing (8-L), Lackey (9) ... **LAD** – Hill, Morrow (6), Fields (8), Watson (8), Jansen (9-W)
HR – Russell (1), Turner (1) ... **T** – 3:20, **A** – 54,479

Game 3 – Tuesday, October 17 at Wrigley Field

Dodgers 0 1 1 0 1 1 0 2 0 - 6 9 0
Cubs 1 0 0 0 0 0 0 0 - 1 8 2
LAD – Darvish (W), Watson (7-H), Morrow (8), Stripling (9), Jansen (9) ... **CHI** – Hendricks (L), Edwards Jr. (6), Strop (7), Montgomery (8), Rondon (8)
HR – Schwarber (1), Ethier (1), Taylor (2) ... **T** – 3:39, **A** – 41,871

Game 4 – Wednesday, October 18 at Wrigley Field

Dodgers 0 0 1 0 0 0 0 1 0 - 2 4 0
Cubs 0 2 0 0 1 0 0 0 x - 3 5 0
LAD – Wood (L), Stripling (5), Watson (6), Maeda (7), Cingrani (8), Fields (8) ... **CHI** – Arrieta (W), Duensing (7-H), Davis (8-S)
HR – Báez 2 (2), Contreras (1), Bellinger (1), Turner (2)
T – 3:15, **A** – 42,195

Game 5 – Thursday, October 19 at Wrigley Field

Dodgers 1 1 5 2 0 0 0 0 2 - 11 16 0
Cubs 0 0 0 1 0 0 0 0 0 - 1 4 0
LAD – Kershaw (W), Maeda (7), Morrow (8), Jansen (9) ...
CHI – Quintana (L), Rondon (3), Lackey (4), Duensing (6), Montgomery (8)
HR – Hernández 3 (3), Bryant (1)
T – 3:06, **A** – 42,735

SERIES NUMBERS

Cubs Batting: .156, 1 2B, 7 HR, 5 BB
Cubs Pitching: 5.36 ERA, .258 AVG, 41 SO
Top Cubs Batter:
 Willson Contreras – .222, HR, R, RBI
Top Cubs Pitcher:
 Jake Arrieta – 1-0, 1.35 ERA, 6.2 IP, 3 H, 9 SO

Cubs All-Time Post-Season Roster

| | | | |
|--------------------------------------|--|---------------------------------------|-------------------------------------|
| Alexander, Manny-1998 | Eyre, Scott-2007 | Law, Vance-1989 | Russell, Addison-2015 (WC/DS), |
| Alfonseca, Antonio-2003 | Farnsworth, Kyle-2003 | Lazzeri, Tony-1938 | 2016, 2017 |
| Almora Jr., Albert-2016, 2017 | Flack, Max-1918 | Lee, Bill-1935, 1938 | Russell, Jack-1938 |
| Alou, Moises-2003 | Floyd, Cliff-2007 | Lee, Derrek-2007, 2008 | Salazar, Luis-1989 |
| Archer, Jimmy-1910 | Fontenot, Mike-2007, 2008 | Lester, Jon-2015, 2016, 2017 | Samardzija, Jeff-2008 |
| Arrieta, Jake-2015,2016, 2017 | Fowler, Dexter-2015, 2016 | Lilly, Ted-2007 | Sandberg, Ryne-1984, 1989 |
| Assenmacher, Paul-1989 | Frazier, George-1984 | Lindstrom, Freddie-1935 | Sanderson, Scott-1984, 1989 |
| Avila, Alex-2017 | French, Larry-1935, 1938 | Livingston, Mickey-1945 | Sauer, Ed-1945 |
| Báez, Javier-2015, 2016, 2017 | Fukudome, Kosuke-2008 | Lofton, Kenny-2003 | Schulte, Wildfire-1906, 1907, 1908, |
| Bako, Paul-2003 | Gaetti, Gary-1998 | Lopes, Dave-1984 | 1910 |
| Barber, Turner-1918 | Galan, Augie-1935, 1938 | Lowrey, Peanuts-1945 | Schuster, Bill-1945 |
| Beaumont, Ginger-1910 | Gessler, Doc-1906 | Maddux, Greg-1989 | Schwarber, Kyle-2015, 2016 (WS), |
| Beck, Rod-1998 | Gillespie, Paul-1945 | Malone, Pat-1929, 1932 | 2017 |
| Becker, Heinz-1945 | Girardi, Joe-1989 | Mann, Les-1918 | Secory, Frank-1945 |
| Bielecki, Mike-1989 | Glanville, Doug-2003 | Marmol, Carlos-2007, 2008 | Servais, Scott-1998 |
| Blair, Footsie-1929 | Gonzalez, Alex-2003 | Marquis, Jason-2008 | Sheckard, Jimmy-1906, 1907, 1908, |
| Blake, Sheriff-1929 | Gonzalez, Mike-1929 | Marshall, Sean-2008 | 1910 |
| Blauser, Jeff-1998 | Goodwin, Tom-2003 | Martin, Leonys-2017 | Simon, Randall-2003 |
| Block, Cy-1945 | Grace, Mark-1989, 1998 | Martinez, Ramon-2003 | Slagle, Jimmy-1907 |
| Borowski, Joe-2003 | Grimes, Burleigh-1932 | Martinez, Sandy-1998 | Smith, Bob-1932 |
| Borowy, Hank-1945 | Grimm, Charlie-1929, 1932 | Marty, Joe-1938 | Smith, Dwight-1989 |
| Bosley, Thad-1984 | Grimm, Justin-2015, 2016 | Matthews, Gary-1984 | Smith, Lee-1984 |
| Bowa, Larry-1984 | Grudzielanek, Mark-2003 | May, Jackie-1932 | Soler, Jorge-2015, 2016 |
| Brown, Brant-1998 | Gudat, Marv-1932 | McCabe, Bill-1918 | Soriano, Alfonso-2007, 2008 |
| Brown, Mordecai-1906, 1907, 1908, | Guthrie, Mark-2003 | McClendon, Lloyd-1989 | Sosa, Sammy-1998, 2003 |
| 1910 | Hack, Stan-1932, 1935, 1938, 1945 | McCullough, Clyde-1945 | Soto, Geovany-2007, 2008 |
| Brusstar, Warren-1984 | Hammel, Jason-2015 (DS/CS) | McIntire, Harry-1910 | Steinfeldt, Harry-1906, 1907, 1908, |
| Bryant, Clay-1938 | Happ, Ian-2017 | McMillan, Norm-1929 | 1910 |
| Bryant, Kris-2015, 2016, 2017 | Harden, Rich-2008 | Merkle, Fred-1918 | Stephenson, Riggs-1929, 1932 |
| Bush, Guy-1929, 1932 | Hart, Kevin-2007 | Merullo, Lennie-1945 | Stephenson, Walter-1935 |
| Cahill, Trevor-2015 | Hartnett, Gabby-1929, 1932, 1935, | Miller, Damian-2003 | Stoddard, Tim-1984 |
| Carleton, Tex-1935, 1938 | 1938 | Montero, Miguel-2015, 2016 | Strop, Pedro-2015, 2016, 2017 |
| Carlson, Hal-1929 | Heathcote, Cliff-1929 | Montgomery, Mike-2016, 2017 | Sutcliffe, Rick-1984, 1989 |
| Castro, Starlin-2015 | Hebner, Richie-1984 | Moore, Johnny-1932 | Tapani, Kevin-1998 |
| Cavarretta, Phil-1935, 1938, 1945 | Hemstley, Rollie-1932 | Moran, Pat-1906, 1907 | Taylor, Zack-1929 |
| Cedeno, Ronny-2007, 2008 | Hendricks, Kyle-2015, 2016, 2017 | Morandini, Mickey-1998 | Theriot, Ryan-2007, 2008 |
| Cey, Ron-1984 | Hendrix, Claude-1918 | Moreland, Keith-1984 | Tinker, Joe-1906, 1907, 1908, 1910 |
| Chance, Frank-1906, 1907, 1908, 1910 | Henshaw, Roy-1935 | Morgan, Mike-1998 | Tinning, Bud-1932 |
| Chapman, Aroldis-2016 | Heredia, Felix-1998 | Mulholland, Terry-1998 | Tolson, Chick-1929 |
| Chipman, Bob-1945 | Herman, Billy-1932, 1935, 1938 | Murton, Matt-2007 | Trout, Steve-1984 |
| Clark, Mark-1998 | Hernandez, Jose-1998 | Needham, Tom-1910 | Tyler, Lefty-1918 |
| Clemens, Matt-2003 | Heyward, Jason-2016, 2017 | Nehf, Art-1929 | Vandenbergh, Hy-1945 |
| Coghlan, Chris-2015, 2016 | Hill, Glenallen-1998 | Nicholson, Bill-1945 | Vaughn, Hippo-1918 |
| Cole, King-1910 | Hill, Rich-2007 | O'Dea, Ken-1935, 1938 | Veres, Dave-2003 |
| Collins, Ripper-1938 | Hofman, Solly-1906, 1908, 1910 | O'Farrell, Bob-1918 | Verzyer, Tom-1984 |
| Contreras, Willson-2016, 2017 | Hollocher, Charlie-1918 | O'Leary, Troy-2003 | Walton, Jerome-1989 |
| Cotto, Henry-1984 | Hornsby, Rogers-1929 | Overall, Orval-1906, 1907, 1908, 1910 | Ward, Daryle-2007, 2008 |
| Cotts, Neal-2008 | Houston, Tyler-1998 | Pafko, Andy-1945 | Warneke, Lon-1932, 1935 |
| Cruz, Juan-2003 (DS) | Howard, Del-1907, 1908 | Page, Vance-1938 | Webster, Mitch-1989 |
| Cuyler, Kiki-1929, 1932 | Howry, Bob-2007 | Paskert, Dode-1918 | Wilkinson, Curtis-1989 |
| Davis, Jody-1984 | Hughes, Roy-1945 | Passeau, Claude-1945 | Williams, Dewey-1945 |
| Davis, Wade-2017 | Jackson, Austin-2015 | Pfiester, Jack-1906, 1907, 1908, 1910 | Williams, Mitch-1989 |
| Dawson, Andre-1989 | Jay, Jon-2017 | Pick, Charlie-1918 | Wilson, Hack-1929 |
| Deal, Charlie-1918 | Johnson, Don-1945 | Pie, Felix-2007, 2008 | Wilson, Justin-2017 (DS) |
| Dean, Dizzy-1938 | Johnson, Lance-1998 | Prim, Ray-1945 | Wilson, Steve-1989 |
| Demaree, Frank-1932, 1935, 1938 | Jones, Jacques-2007 | Prior, Mark-2003 | Wood, Kerry-1998, 2003, 2007, 2008 |
| Dempster, Ryan-2007, 2008 | Jurges, Billy-1932, 1935, 1938 | Quintana, José-2017 | Wood, Travis-2015, 2016 |
| Denorfia, Chris-2015 | Kane, John-1910 | Ramirez, Aramis-2003, 2007, 2008 | Woods, Gary-1984 |
| Dernier, Bobby-1984 | Karchner, Matt-1998 | Ramos, Domingo-1989 | Wortman, Chuck-1918 |
| DeRosa, Mark-2007, 2008 | Karros, Eric-2003 | Remlinger, Mike-2003 | Wrona, Rick-1989 |
| Derringer, Paul-1945 | Kendall, Jason-2007 | Reulbach, Ed-1906, 1907, 1908, 1910 | Wuertz, Michael-2007 |
| Douglas, Phil-1918 | Kilgus, Paul-1989 | Reynolds, Carl-1938 | Wynne, Marvell-1989 |
| Duensing, Brian-2017 | Killefer, Bill-1918 | Richard, Clayton-2015 | Wyse, Hank-1945 |
| Dunston, Shawon-1989 | Klein, Chuck-1935 | Richie, Lew-1910 | Zambrano, Carlos-2003, 2007, 2008 |
| Durham, Leon-1984 | Kling, Johnny-1906, 1907, 1908, 1910 | Rizzo, Anthony-2015, 2016, 2017 | Zeider, Rollie-1918 |
| Eckersley, Dennis-1984 | Koenig, Mark-1932 | Rodney, Fernando-2015 | Zimmerman, Heinie-1907, 1910 |
| Edmonds, Jim-2008 | Kowalik, Fabian-1935 | Rodriguez, Henry-1998 | Zobrist, Ben-2016, 2017 |
| Edwards Jr., Carl-2016, 2017 | La Stella, Tommy-2015, 2016 (DS), 2017 | Rondon, Hector-2015, 2016, 2017 (CS) | |
| English, Woody-1929, 1932 | Lackey, John-2016, 2017 | Root, Charlie-1929, 1932, 1935, 1938 | |
| Erickson, Paul-1945 | Lake, Steve-1984 | Ross, David-2015, 2016 | |
| Evers, Johnny-1906, 1907, 1908 | Lancaster, Les-1989 | | |

Club Single-Game Post-Season Records

CLUB BATTING

| MOST | FEWEST |
|---------------------------------|--|
| 55 – 1945-6..... | Plate Appearances 27 – 2016 LDS-1 |
| 49 – 2016 LDS-3..... | At-Bats 24 – 2017 LDS-3 |
| 13 – 1984-1..... | Runs Scored 0 – 9x, last: 2017 LDS-4 |
| 16 – 1984-1, 2003 LCS-2..... | Hits 2 – 3x, last: 2016 LCS-2 |
| 34 – 1984-1..... | Total Bases 2 – 2x, last: 2016 LCS-2 |
| 12 – 1908-1..... | Singles 1 – 3x, last: 2016 LCS-1 |
| 5 – 3x, last: 2016 LCS-5..... | Doubles 0 |
| 2 – 2003 LCS-1, 2003 LCS-3..... | Triples 0 |
| 6 – 2015 LDS-3..... | Home Runs 0 |
| 9 – 2003 LCS-1..... | Extra-Base Hits 0 – 12x, last: 2016 LCS-2 |
| 7 – 1907-1..... | Stolen Bases 0 |
| 9 – 1910-2..... | Bases on Balls 0 – 8x, last: 2017 LCS-4 |
| 15 – 2016 WS-1..... | Strikeouts 0 – 1918-2, 1918-4 |

CLUB PITCHING

| MOST | FEWEST |
|----------------------------------|---|
| 7 – 2015 DS-4..... | Relief Pitchers Used 0 |
| 12.0 – 3x, last: 2016 LDS-3..... | Innings Pitched 8.0 – many times |
| 19 – 1932-4..... | Hits Allowed 1 – 1906-2, 1945-3 |
| 4 – 1932-3, 2003 LCS-1..... | Home Runs Allowed 0 |
| 13 – 1932-4..... | Runs Allowed 0 – 13x, last: 2017 LDS-1 |
| 13 – 1932-4..... | Earned Runs Allowed 0 – 16x, last: 2017 LDS-3 |
| 9 – 3x, last: 2017 LCS-2..... | Bases on Balls Allowed 0 – 7x, last: 2016 WS-5 |
| 15 – 2015 LDS-4..... | Strikeouts 1 – 6x, last: 1945-3 |

CLUB MISCELLANEOUS

| | |
|-------------------|---|
| MOST | Largest Victory: 13 runs – 13-0 1984-1 |
| | Most Lopsided Shutout: 13-0 1984-1 |
| Both Clubs | Runs: 19 (Cubs 6-Yankees 13) 1932-4 |
| | Hits: 28 1932-4, 1945-6 |
| | Home Runs: 8 2015 LDS-3 |
| | Base on Balls: 15 2017 LDS-5 |
| | Strikeouts: 25 2003 DS-1 |
| | Home Attendance: 50,740 1929-1 |
| | Road Attendance: 65,829 2003 LCS-4 |

FEWEST

| |
|--|
| Largest Defeat: 10 runs – 1-11 2017 LCS-5 |
| Most Lopsided Shutout Loss: 0-6 2x, last: 2016 WS-1 |

Both Clubs

| |
|---|
| Runs: 1 5x, last: 2016 WS-3 |
| Hits: 5 2016 LCS-2 |
| Base on Balls: 0 2016 LDS-1 |
| Strikeouts: 1 1918-4 |
| Home Attendance: 12,693 1906-1 |
| Road Attendance: 6,210 1908-5 |

Club Single-Series Post-Season Records

CLUB BATTING

| MOST | FEWEST |
|--------------------------|--|
| .303 – 1989..... | Batting Average156 – 2017 LCS |
| 252 – 2003 LCS..... | At-Bats 94 – 1998 |
| 42 – 2003 LCS..... | Runs Scored 4 – 1998 |
| 65 – 1945, 2003 LCS..... | Hits 17 – 1998 |
| 16 – 1945..... | Doubles 1 – 2017 LCS |
| 4 – 2003 LCS..... | Triples 0 |
| 13 – 2003 LCS..... | Home Runs 0 |
| 0.27 – 2003 LCS..... | Extra-Base Hits 3 – 1998 |
| 23 – 2003 LCS..... | Bases on Balls 5 – 1998, 2017 LCS |
| 64 – 2016 WS..... | Strikeouts 14 – 1918 |

CLUB PITCHING

| MOST | FEWEST |
|------------------------------|---|
| 0.75 – 1907..... | Earned Run Average 9.26 – 1932 |
| 66.0 – 2003 LCS..... | Innings Pitched 25.0 – 2007 LDS |
| 68 – 2003 LCS..... | Hits Allowed 23 – 1998 |
| 10 – 2x, last: 2017 LCS..... | Home Runs Allowed 0 – 5x, last: 2016 LDS |
| 40 – 2003 LCS..... | Runs Allowed 6 – 1907 |
| 35 – 1932..... | Earned Runs Allowed 4 – 1907 |
| 33 – 1945..... | Bases on Balls Allowed 6 – 2016 LDS |
| 69 – 2016 WS..... | Strikeouts 16 – 1938 |
| .186 – 1918..... | Opponents Batting316 – 1910 |

POST-SEASON SERIES NOTES

| |
|---|
| Total Number of Series (Series Record):25 (9-16) |
| One Game Series (Series Record): 1 (1-0) |
| Best-of-Five Series (Series Record):8 (4-4) |
| Cubs Sweeps.....None |
| Opponent Sweeps.....3 times: 1998, 2007, 2008 |
| Series went Four Games.....2 times |
| 2015 DS (W), 2016 DS (W) |
| Series went Five Games.....3 times |
| 1984 (L), 2003 DS (W), 2017 DS (W) |
| Best-of-Seven Series (Series Record):16 (4-12) |
| Cubs Sweeps.....None |
| Opponent Sweeps.....3 times: 1932, 1938, 2015 CS |
| Series went Five Games.....6 times |
| 1907 (W), 1908 (W), 1910 (L), 1929 (L), 1989 (L), 2017 CS (L) |
| Series went Six Games.....4 times |
| 1906 (L), 1918 (L), 1935 (L), 2016 CS (W) |
| Series went Seven Games.....3 times |
| 1945 (L), 2003 CS (L), 2016 WS (W) |

Post-Season Record by Series Game

| | |
|-----------------|--------|
| Game One..... | 9-15-1 |
| Game Two..... | 10-14 |
| Game Three..... | 7-17 |
| Game Four..... | 9-12 |
| Game Five..... | 8-8 |
| Game Six..... | 3-4 |
| Game Seven..... | 1-2 |

Post-Season Series Record by Round

| Series | Record | Won-Loss (Games) |
|--------------|-------------|------------------|
| Wild Card | 1-0 | 1-0 |
| NLDS | 4-3 | 12-15 |
| NLCS | 1-5 | 11-21 |
| World Series | 3-8 | 23-36-1 |
| Total | 9-16 | 47-72-1 |

Individual Single-Game Post-Season Records

SINGLE-GAME BATTING

Most Plate Appearances: 7 Stan Hack 1945-6

Most At-Bats:
6 7 times, last: Javier Baez & Anthony Rizzo 2016 LDS-3

Most Times Reaching Safely: 6 Stan Hack 1945-6

Most Runs Scored: 3 8 times, last: Anthony Rizzo 2016 WS-6

Most Hits: 4 3 times, last: Kris Bryant 2016 WS-6

Most Consecutive Hits: 6 Kenny Lofton 2003 LCS-2&3

Most Total Bases: 9 Eric Karros 2003 LDS-4,
Aramis Ramirez 2003 LCS-4

Most Singles: 4 Kenny Lofton 2003 LCS-2

Most Doubles: 2 12 times, last: Addison Russell 2017 LDS-5

Most Triples: 1 27 times, last: Jorge Soler 2016 WS-3

Most Home Runs: 2 Gary Matthews 1984-1,
Eric Karros 2003 LDS-4, Alex Gonzalez 2003 LCS-2,
Aramis Ramirez 2003 LCS-4, Javier Baez 2017 LCS-4

Grand Slams: 3 Aramis Ramirez 2003 LCS-4
Miguel Montero 2016 LCS-1, Addison Russell 2016 WS-6

Pinch-Hit Homers: 2 Troy O'Leary 2003 LCS-7
Miguel Montero 2016 LCS-1

Pitchers Hitting Homers: 4 Rick Sutcliffe 1984-1,
Kerry Wood 2003 LCS-7, Travis Wood 2016 LDS-2,
Jake Arrieta 2016 LDS-3

Most Extra-Base Hits: 2 29 times, last: Javier Baez 2017 LCS-4

Most Runs Batted In: 6 2 times, last: Addison Russell 2016 WS-6

Most Sacrifice Hits: 3 Joe Tinker 1906-4

Most Stolen Bases: 2 11 times, last: Jason Heyward 2016 WS-5

Most Base on Balls: 3 5 times, last: Ben Zobrist 2016 LCS-5

Most Strikeouts: 4 Kris Bryant, 2017 LDS-4

SINGLE-GAME PITCHING

Most Innings Pitched
Starter: 9.0 24 times, last: Jake Arrieta 2015 WC
Reliever: 6.2 Jack Pfeister 1910-3

Fewest Hits Allowed
Starter: 1 Ed Reulbach 1906-2, Claude Passeau 1945-3

Most Hits Allowed
Starter: 13 Mordecai Brown 1910-2
Reliever: 10 Jack Pfeister 1910-3

Most Home Runs Allowed
Starter: 4 Charlie Root 1932-3
Reliever: 2 Burleigh Grimes 1932-4, Les Lancaster 1989-2

Most Runs Allowed
Starter: 9 Mordecai Brown 1910-2
Reliever: 6 Jackie May 1932-4

Most Earned Runs Allowed
Starter: 8 Guy Bush 1932-1, Greg Maddux 1989-1
Reliever: 6 Jackie May 1932-4

Most Base on Balls Allowed
Starter: 7 Tex Carleton 1935-4, Ryan Dempster 2008 LDS-1
Reliever: 5 Roy Henshaw 1935-2, Paul Derringer 1945-7

Most Strikeouts
Starter: 11 Kerry Wood 2003 DS-1 & Jake Arrieta 2015 WC
Reliever: 5 Orval Overall 1906-5

Individual Single-Series Post-Season Records

SINGLE-SERIES BATTING

Most Plate Appearances: 35 Kenny Lofton 2003 LCS

Batting Average (min. 20 PA): .647 Mark Grace 1989

Most At-Bats: 31 Kenny Lofton 2003 LCS

Most Times On Base: 15 5 times, last: Anthony Rizzo 2016 WS

Most Runs Scored: 8 Kenny Lofton 2003 LCS

Most Hits: 11 Phil Cavarretta 1945,
Stan Hack 1945,
Mark Grace 1989

Most Total Bases: 19 Mark Grace 1989,
Alex Gonzalez 2003 LCS

Most Singles: 9 Moises Alou 2003 DS,
Kenny Lofton 2003 LCS

Most Doubles: 4 Javier Baez 2016 LCS

Most Triples: 1 27 times

Most Home Runs: 3 Alex Gonzalez 2003 LCS,
Aramis Ramirez 2003 LCS

Most Extra-Base Hits: 5 Mark Grace 1989,
Ryne Sandberg 1989,
Alex Gonzalez 2003 LCS

Most Runs Batted In: 9 Addison Russell 2016 WS

Most Sacrifice Hits: 4 Don Johnson 1945

Most Stolen Bases: 6 Jimmy Slagle 1907

Most Base on Balls: 7 Jimmy Sheppard 1910

Most Strikeouts: 13 Javier Baez 2016 WS

Most Pinch At-Bats: 5 Frank Secory 1945

Most Pinch Hits: 2 Frank Secory 1945

SINGLE-SERIES PITCHING

Most Wins: 2 Mordecai Brown 1908,
Orval Overall 1908, Lon Warneke 1935, Hank Borowy 1945,
Kerry Wood 2003 DS, Jake Arrieta 2016 WS

Most Losses: 2 8 times, last: Hank Borowy 1945

Most Decisions: 4 Hank Borowy 1945

Lowest ERA (Min 9.0 IP): 0.00 Mordecai Brown 1907 (9.0 IP) and
1908 (11.0 IP)

Most Games: 5 Kyle Farnsworth 2003 LCS,
Mike Remlinger 2003 LCS,
Mike Montgomery & Aroldis Chapman 2016 WS,
Carl Edwards Jr. 2017 LDS

Most Games Started: 3 Mordecai Brown 1906,
Hippo Vaughn 1918,
Lefty Tyler 1918,
Hank Borowy 1945

Most Complete Games: 3 Hippo Vaughn 1918

Most Shutouts: 1 9 times, last: Jake Arrieta 2015 WC

Most Relief Appearances: 5 Kyle Farnsworth 2003 LCS,
Mike Remlinger 2003 LCS
Mike Montgomery & Aroldis Chapman 2016 WS
Carl Edwards Jr. 2017 LDS

Most Saves: 3 Aroldis Chapman 2016 LDS, Wade Davis 2017 LDS

Most Innings Pitched: 27.0 Hippo Vaughn 1918

Most Hits Allowed: 23 Mordecai Brown 1910

Most Home Runs Allowed: 4 Charlie Root 1932,
Carlos Zambrano 2003 LCS

Most Runs Allowed: 16 Mordecai Brown 1910

Most Earned Runs Allowed: 11 Mordecai Brown 1910,
Greg Maddux 1989

Most Base on Balls Allowed: 11 Lefty Tyler 1918

Most Strikeouts: 18 Kerry Wood 2003 DS

Individual Single-Postseason Records

SINGLE-POSTSEASON BATTING

| | | |
|---|-------|---|
| Most Plate Appearances: 75 | | 3 times, last: Kris Bryant, Dexter Fowler, Anthony Rizzo 2016 |
| Batting Average (min. 35 PA): .388 | | Moises Alou 2003 |
| Most Games: 17 | | 7 players, 2016 |
| Most At-Bats: 72 | | Dexter Fowler 2016 |
| Most Times On Base: 30 | | Kris Bryant 2016 |
| Most Runs Scored: 11 | | 4 times, last: Kris Bryant, Dexter Fowler, Anthony Rizzo 2016 |
| Most Hits: 20 | | Kris Bryant 2016 |
| Most Total Bases: 34 | | Kris Bryant 2016 |
| Most Singles: 15 | | Moises Alou 2003 |
| Most Doubles: 5 | | 4 times, last: Kris Bryant, Dexter Fowler, Anthony Rizzo, Ben Zobrist 2016 |
| Most Triples: 1 | | 27 times, last: three players 2016 |
| Most Home Runs: 5 | | Kyle Schwarber 2015 |
| Most Extra-Base Hits: 8 | | 3 times, last: Kris Bryant, Dexter Fowler, Anthony Rizzo 2016 |
| Most Runs Batted In: 13 | | Addison Russell 2016 |
| Most Sacrifice Hits: 4 | | Don Johnson 1945 |
| Most Stolen Bases: 6 | | Jimmy Sagle 1907 |
| Most Base on Balls: 12 | | Sammy Sosa 2003 |
| Most Strikeouts: 21 | | 2 times, last: Javier Baez, Kris Bryant 2016 |
| Most Pinch At-Bats: 6 | | Miguel Montero 2016 |
| Most Pinch Hits: 2 | | 3 times, last: Willson Contreras 2016 |

SINGLE-POSTSEASON PITCHING

| | | |
|---------------------------------------|-------|--|
| Most Wins: 3 | | Jon Lester 2016 |
| Most Losses: 2 | | 9 times, last: Jon Lester 2015 |
| Most Decisions: 4 | | Hank Borowy 1945, Jon Lester 2016 |
| Lowest ERA (Min 9.0 IP): 0.00 | | Mordecai Brown 1907 (9.0 IP) and 1908 (11.0 IP) |
| Most Games: 13 | | Aroldis Chapman 2016 |
| Most Games Started: 5 | | 2 times, last: Kyle Hendricks, Jon Lester 2016 |
| Most Complete Games: 3 | | Hippo Vaughn 1918 |
| Most Shutouts: 1 | | 9 times, last: Jake Arrieta 2015 |
| Most Relief Appearances: 13 | | Aroldis Chapman 2016 |
| Most Saves: 4 | | Aroldis Chapman 2016, Wade Davis 2017 |
| Most Innings Pitched: 35.2 | | Jon Lester 2016 |
| Most Hits Allowed: 27 | | Jon Lester 2016 |
| Most Home Runs Allowed: 4 | | 4 times, last: Kyle Hendricks 2017 |
| Most Runs Allowed: 16 | | Mordecai Brown 1910 |
| Most Earned Runs Allowed: 13 | | Kerry Wood 2003 |
| Most Base on Balls Allowed: 14 | | Kerry Wood 2003 |
| Most Strikeouts: 31 | | Kerry Wood 2003 |

Individual Career-Postseason Records

CAREER BATTING

| | | |
|--------------------------------------|-------|---|
| Most Games: 36 | | Kris Bryant, Anthony Rizzo |
| Most Plate Appearances: 153 | | Kris Bryant |
| Batting Average (75 PA): .348 | | Stan Hack |
| Most At-Bats: 139 | | Kris Bryant |
| Most Times On Base: 48 | | Kris Bryant |
| Most Runs Scored: 17 | | Dexter Fowler, Kris Bryant |
| Most Hits: 34 | | Kris Bryant |
| Most Total Bases: 62 | | Kris Bryant |
| Most Singles: 19 | | Kris Bryant, Frank Schulte |
| Most Doubles: 8 | | Kris Bryant |
| Most Triples: 1 | | 27 players tied |
| Most Home Runs: 6 | | Kyle Schwarber, Anthony Rizzo, Kris Bryant |
| Most Extra-Base Hits: 15 | | Kris Bryant |
| Most Runs Batted In: 19 | | Addison Russell |
| Most Sacrifice Hits: 6 | | Harry Steinfeldt |
| Most Stolen Bases: 10 | | Frank Chance |
| Most Base on Balls: 13 | | Sammy Sosa, Kris Bryant |
| Most Strikeouts: 47 | | Kris Bryant |
| Most Pinch At-Bats: 8 | | Tommy La Stella |
| Most Pinch Hits: 2 | | Tom Goodwin, Frank Secory, Daryle Ward, Willson Contreras, Albert Almora Jr. |

CAREER PITCHING

| | | |
|---------------------------------------|-------|------------------------------|
| Most Wins: 5 | | Mordecai Brown, Jake Arrieta |
| Most Losses: 4 | | Mordecai Brown |
| Most Decisions: 9 | | Mordecai Brown |
| Lowest ERA (Min 18.0 IP): 1.00 | | Hippo Vaughn |
| Most Games: 19 | | Pedro Strop |
| Most Games Started: 10 | | Kyle Hendricks |
| Most Complete Games: 5 | | Mordecai Brown |
| Most Shutouts: 3 | | Mordecai Brown |
| Most Relief Appearances: 19 | | Pedro Strop |
| Most Saves: 4 | | Aroldis Chapman, Wade Davis |
| Most Innings Pitched: 64.0 | | Jon Lester |
| Most Hits Allowed: 50 | | Mordecai Brown |
| Most Home Runs Allowed: 9 | | Kyle Hendricks |
| Most Runs Allowed: 26 | | Mordecai Brown |
| Most Earned Runs Allowed: 19 | | Mordecai Brown |
| Most Base on Balls Allowed: 21 | | Jake Arrieta |
| Most Strikeouts: 66 | | Jake Arrieta |

CUBS BROADCASTERS

Len Kasper – Television Play-by-Play

Len, a Midwest native, begins his 14th season with the Cubs after doing Florida Marlins play-by-play for three years for Fox Sports Net ... was named the Illinois Sportscaster of the Year in 2016 by the National Sports Media Association.

- Ⓢ Has helped raise thousands of dollars for good causes through his interest in music.
 - ◆ Participates in Theo Epstein's "Hot Stove Cool Music" events in Boston and at Chicago's Metro, which benefits The Foundation To Be Named Later.
 - ◆ With the help of former broadcasting partner Bob Brenly, assisted Chicago Cubs Charities with the "Len and Bob Bash" at the House of Blues in Chicago.
- Ⓢ Honored as the Harry Caray Sportscaster of the Year from the Pitch and Hit Club of Chicago in January of 2011.
- Ⓢ Prior to joining the Marlins, did play-by-play for select Milwaukee Brewers games from 1999-2001.
 - ◆ Broadcast career also included a stint as the morning sports anchor at WTMJ Radio in Milwaukee, Wis. ... hosted pregame and halftime shows for the Green Bay Packers radio network and co-hosted a hot stove league show on the Brewers radio network.
 - ◆ Spent nearly eight years working for WTMJ.
- Ⓢ Graduated summa cum laude from Marquette University in 1993 with a degree in public relations.
- Ⓢ Was born on January 21, 1971, in Mt. Pleasant, Mich.
- Ⓢ Len and his wife, Pam, have one son: Leo.



Jim Deshaies – Television Analyst

Jim begins his sixth season in the Cubs broadcast booth as the television analyst after spending the previous 16 seasons in the same role with the Houston Astros ... is a recipient of a 2010 Lone Star Emmy for Broadcast Excellence.

- Ⓢ Selected by the New York Yankees in the 21st round of the 1982 draft out of LeMoyne College in Syracuse, N.Y.
- Ⓢ Played 12 years in the big leagues, compiling an 84-95 record with a 4.14 ERA (702 ER/1,525.0 IP), 951 strikeouts and 575 walks in 257 games (253 starts) with the Yankees (1984), Houston (1985-91), San Diego (1992), Minnesota (1993, 1994), San Francisco (1993) and Philadelphia (1995).
- Ⓢ Acquired by the Astros in a three-player deal that sent Joe Niekro and Dody Rather to the Yankees September 15, 1985.
- Ⓢ In seven seasons with Houston, was 61-59 with a 3.67 ERA (449 ER/1,102.0 IP) and 731 strikeouts in 181 games (178 starts).
- Ⓢ Played on the Astros 1986 West Division championship team, setting a club rookie record with 12 wins while finishing seventh in the N.L. Rookie of the Year balloting.
- Ⓢ Set a modern-day major league record September 23, 1986 vs. the Dodgers, striking out the first eight batters he faced in the start.
- Ⓢ Won a career-best 15 games in 1989, finishing the campaign 15-10 with a 2.91 ERA (73 ER/225.2 IP) in 34 starts.
 - ◆ His 61 career wins with Houston rank fourth-most by a lefthander in franchise history.
- Ⓢ Was on the ballot in 1999 as one of the starting pitchers on the Astros All-Astrodome Team.
- Ⓢ Jim and his wife, Lori, have three daughters: Libby, Molly and Kelly.



MAJOR LEAGUE STATISTICS

| YEAR | TEAM | W-L | ERA | G | GS | CG | SHO | SV | IP | H | R | ER | HR | HB | BB | SO | WP | BK |
|----------------------------|-----------------|--------------|-------------|------------|------------|-----------|----------|----------|---------------|-------------|------------|------------|------------|-----------|------------|------------|-----------|-----------|
| 1984 | New York (A.L.) | 0-1 | 11.57 | 2 | 2 | 0 | 0 | 0 | 7.0 | 14 | 9 | 9 | 1 | 0 | 7 | 5 | 0 | 0 |
| 1985 | Houston | 0-0 | 0.00 | 2 | 0 | 0 | 0 | 0 | 3.0 | 1 | 0 | 0 | 0 | 0 | 0 | 2 | 0 | 0 |
| 1986 | Houston | 12-5 | 3.25 | 26 | 26 | 1 | 1 | 0 | 144.0 | 124 | 58 | 52 | 16 | 2 | 59 | 128 | 0 | 7 |
| 1987 | Houston | 11-6 | 4.62 | 26 | 25 | 1 | 0 | 0 | 152.0 | 149 | 81 | 78 | 22 | 0 | 57 | 104 | 4 | 5 |
| 1988 | Houston | 11-14 | 3.00 | 31 | 31 | 3 | 2 | 0 | 207.0 | 164 | 77 | 69 | 20 | 2 | 72 | 127 | 1 | 6 |
| 1989 | Houston | 15-10 | 2.91 | 34 | 34 | 6 | 3 | 0 | 225.2 | 180 | 80 | 73 | 15 | 4 | 79 | 153 | 8 | 1 |
| 1990 | Houston | 7-12 | 3.78 | 34 | 34 | 2 | 0 | 0 | 209.1 | 186 | 93 | 88 | 21 | 8 | 84 | 119 | 3 | 3 |
| 1991 | Houston | 5-12 | 4.98 | 28 | 28 | 1 | 0 | 0 | 161.0 | 156 | 90 | 89 | 19 | 1 | 72 | 98 | 0 | 5 |
| 1992 | San Diego | 4-7 | 3.28 | 15 | 15 | 0 | 0 | 0 | 96.0 | 92 | 40 | 35 | 6 | 1 | 33 | 46 | 1 | 2 |
| 1993 | Minnesota | 11-13 | 4.41 | 27 | 27 | 1 | 0 | 0 | 167.1 | 159 | 85 | 82 | 24 | 6 | 51 | 80 | 0 | 4 |
| | San Francisco | 2-2 | 4.24 | 5 | 4 | 0 | 0 | 0 | 17.0 | 24 | 9 | 8 | 2 | 1 | 6 | 5 | 1 | 0 |
| 1994 | Minnesota | 6-12 | 7.39 | 25 | 25 | 0 | 0 | 0 | 130.1 | 170 | 109 | 107 | 30 | 2 | 54 | 78 | 1 | 2 |
| 1995 | Philadelphia | 0-1 | 20.25 | 2 | 2 | 0 | 0 | 0 | 5.1 | 15 | 12 | 12 | 3 | 0 | 1 | 6 | 0 | 0 |
| MAJOR LEAGUE TOTALS | | 84-95 | 4.14 | 257 | 253 | 15 | 6 | 0 | 1525.0 | 1434 | 743 | 702 | 179 | 27 | 575 | 951 | 19 | 35 |

Pat Hughes – WSCR Radio Play-by-Play

Pat is in his 23rd season as the radio play-by-play voice of the Cubs ... joined Cubs radio broadcasts in 1996 after spending the previous 12 years teaming with Bob Uecker on the Milwaukee Brewers Radio Network.

- Ⓢ Began his baseball play-by-play career in the minor leagues, calling action for the San Jose Missions (1978-1981) and the Columbus Clippers (1982).
- Ⓢ Worked as a play-by-play voice for Marquette University's basketball team from 1988-2004, including working with Al McGuire during the 1996-2000 seasons ... collegiate play-by-play career also included stints with Northwestern University, San Jose State University, the University of Wisconsin and ESPN.
- Ⓢ Worked in Minnesota in 1983 as the TV voice of the Twins and as the hockey host/interviewer on North Stars telecasts.
- Ⓢ Named the Illinois Sportscaster of the Year in 1996, 1999, 2006, 2007, 2009, 2014, 2015 and 2017 ... earned Wisconsin Sportscaster of the Year Award honors three times (1990-1992).
- Ⓢ In January of 2017, he was named the winner of the Ring Lardner Award for Excellence in Sports Journalism in the broadcast category.
- Ⓢ Is the producer of "Baseball Voices: Hall of Fame Series," compact discs that commemorate and pay tribute to famous announcers of the past ... produced discs honoring Ron Santo, Mel Allen, Bob Prince, Harry Caray, Jack Buck, Marty Brennaman, Harry Kalas, Bob Uecker, Red Barber, Milo Hamilton, Dave Niehaus, Russ Hodges, Lon Simmons, Chuck Thompson, Denny Matthews and a special edition titled "The Chicago Cubs Win the World Series" produced in November of 2016 (www.baseballvoices.com).
- Ⓢ Is a graduate of San Jose State University.
- Ⓢ Was born on May 27, 1955, in Tucson, Ariz.
- Ⓢ Pat and his wife, Trish, have two children: Janell and Amber.



Ron Coomer – WSCR Radio Color Analyst

Ron, who played nine major league seasons from 1995-2003, enters his fifth year alongside Pat Hughes as the analyst on Cubs radio broadcasts ... played for the Cubs in 2001, batting .261 (91-for-349) with 19 doubles, eight homers and 53 RBI.

- Ⓢ In nine major league seasons with Minnesota (1995-2000), the Cubs (2001), the Yankees (2002) and the Dodgers (2003), batted .274 (827-for-3,019) with 92 home runs and 449 RBI in 911 games.
- Ⓢ Selected to the 1999 American League All-Star team with Minnesota and appeared in the 2002 ALDS with the Yankees.
- Ⓢ Worked for FOX Sports North (2005-13) as a pre/post game analyst for Twins games.
 - ♦ Won four Emmy awards as a baseball analyst: two individual awards as a sports analyst and two as a member of the team's broadcast.
- Ⓢ Was a co-host on KTNW radio (2013) in Minneapolis.
- Ⓢ Owned Swingtown Baseball Academy in Orland Park, Ill., during playing career.
- Ⓢ Born in Chicago and graduated from Lockport (Ill.) High School.
- Ⓢ Ron and his wife, Paula, reside in Eden Prairie, Minn.



MAJOR LEAGUE STATISTICS

| YEAR | TEAM | AVG | G | AB | R | H | 2B | 3B | HR | RBI | SH | SF | HP | BB | SO | SB-CS | E | OBP | SLG |
|----------------------------|--------------------|-------------|------------|-------------|------------|------------|------------|----------|-----------|------------|----------|-----------|----------|------------|------------|-------------|-----------|-------------|-------------|
| 1995 | Minnesota | .257 | 37 | 101 | 15 | 26 | 3 | 1 | 5 | 19 | 0 | 0 | 1 | 9 | 11 | 0-1 | 2 | .324 | .455 |
| 1996 | Minnesota | .296 | 95 | 233 | 34 | 69 | 12 | 1 | 12 | 41 | 0 | 3 | 0 | 17 | 24 | 3-0 | 4 | .340 | .511 |
| 1997 | Minnesota | .298 | 140 | 523 | 63 | 156 | 30 | 2 | 13 | 85 | 0 | 5 | 0 | 22 | 91 | 4-3 | 11 | .324 | .438 |
| 1998 | Minnesota | .276 | 137 | 529 | 54 | 146 | 22 | 1 | 15 | 72 | 0 | 8 | 0 | 18 | 72 | 2-2 | 6 | .295 | .406 |
| 1999 | Minnesota | .263 | 127 | 467 | 53 | 123 | 25 | 1 | 16 | 65 | 0 | 3 | 1 | 30 | 69 | 2-1 | 6 | .307 | .424 |
| 2000 | Minnesota | .270 | 140 | 544 | 64 | 147 | 29 | 1 | 16 | 82 | 0 | 5 | 4 | 36 | 50 | 2-0 | 5 | .317 | .415 |
| 2001 | CUBS | .261 | 111 | 349 | 25 | 91 | 19 | 1 | 8 | 53 | 0 | 6 | 2 | 29 | 70 | 0-0 | 7 | .316 | .390 |
| 2002 | New York (A.L.) | .264 | 55 | 148 | 14 | 39 | 7 | 0 | 3 | 17 | 1 | 1 | 0 | 6 | 23 | 0-0 | 7 | .290 | .372 |
| 2003 | Los Angeles (N.L.) | .240 | 69 | 125 | 11 | 30 | 4 | 0 | 4 | 15 | 0 | 1 | 1 | 10 | 19 | 0-0 | 0 | .299 | .368 |
| MAJOR LEAGUE TOTALS | | .274 | 911 | 3019 | 333 | 827 | 151 | 8 | 92 | 449 | 1 | 32 | 9 | 177 | 429 | 13-7 | 48 | .313 | .421 |

ZACH Z Aidman – WSCR Radio Host

Zach is in his first season as the Cubs pre- and post-game host on Cubs radio broadcasts ... has spent nearly two decades on the air in Chicago and joins Cubs broadcasts after covering the Bears for 14 seasons with WSCR and WBBM Radio.

- © Is the longtime radio voice of Depaul Blue Demons basketball and calls games across the country for the ESPN family of networks ... he can also be seen on CBS 2 Chicago, bringing viewers the latest scores and highlights.
- © A native of New York City, he graduated from Syracuse University and now resides near Chicago's lakefront.

OMAR RAMOS – WRTO-1200 AM (SPANISH PLAY-BY-PLAY ANNOUNCER)

Omar begins his seventh season as the Cubs Spanish Announcer on Univision America Chicago WRTO-1200 AM ... prior to his time with the Cubs, he boasts eight years of on-air experience at Univision Radio Chicago, including five years of play-by-play experience covering the Chicago Bulls, Chicago Bears and the Chicago Blackhawks.

- © With Univision Radio Chicago, works on Spanish Rhythmic Latino Mix 103.1 FM/93.5 FM (Traffic Drive) and weekends on LA QUE BUENA 105.1 FM Mexican Regional station.
- © Was nominated for a Marconi Award in 2009 and serves as the official ambassador in Chicago for Xfinity Comcast Hispanic Market.
- © Originally from the central California farmlands where he studied communications at MJC and FSU California.
- © Omar resides in Chicago's Bridgeport neighborhood and has a daughter, Eliani Belen (10 years old).

MATTHEW MORENO – WRTO-1200 AM (SPANISH ANALYST)

Matthew begins his seventh season as the Cubs Spanish Analyst on WRTO-1200 AM ... has also worked for 10 seasons as broadcaster for the Chicago Bulls Spanish radio broadcasts, and served the last three seasons as Spanish radio co-host and producer for Bears pre-game, halftime and post-game shows, as well as an alternate commentator for the Bears Spanish broadcasts ... in 2016, he was part of the first-ever Spanish radio broadcast in Blackhawks history.

- © Also works as a Remote Technician with Univision Radio.
- © Previously worked for two years in the overall production of a daily live Spanish morning news radio program that was integrated with Telefutera Television ... has also co-hosted a sports talk radio show in Spanish.
- © Attended the Illinois Media School in Lombard.
- © Matthew, a Chicago native, resides in Cicero with his wife, Yadira, and children, Jacqueline (17 years old) and Mateo (14 years old).

CUBS BROADCASTERS SINCE 1948

| | | | | | |
|-----------------|-----------------|-----------------|----------------|----------------|----------------|
| Elio Benitez | Chip Caray | Gene Elston | Pat Hughes | Keith Moreland | Ron Santo |
| Lou Boudreau | Harry Caray | Hector Febregas | Randy Hundley | Dave Nelson | Judd Sirott |
| Bob Brenly | Joe Carter | Jim Frey | Len Kasper | Dave Otto | Dewayne Staats |
| Thom Brennaman | Ron Coomer | Charlie Grimm | Wayne Larrivee | Lloyd Pettit | Steve Stone |
| Jack Brickhouse | Harry Creighton | Milo Hamilton | Josh Lewin | Cory Provus | Jim West |
| Bill Brundige | Jim Deshaies | Marty Hogan | Vince Lloyd | Jack Quinlan | Bert Wilson |
| Bud Campbell | Bob Dernier | Rogers Hornsby | Andy Masur | Omar Ramos | Joe Wilson |

MEDIA POLICIES

Working Press Credentials: Season and daily press credentials are issued with the intention they will be utilized for the working press in order to provide coverage of the Chicago Cubs at Wrigley Field. Requests for daily credentials must come directly from the affiliation's editor, producer or director on company letterhead at least 48 hours prior to the game requested. Members of the Media must have photo identification available at all times. The Chicago Cubs do not credential freelance writers unless the writer is currently on assignment with a specific news organization. It is the responsibility of the requesting affiliation to confirm receipt and subsequent approval/denial of access to the game in question.

Photo Credentials: Season and daily photo credentials are issued only to photographers on assignment for news-gathering organizations and representatives of companies recognized and/or licensed by Major League Baseball. Requests for photo credentials are the same as the procedure outlined above. The Chicago Cubs do not credential freelance photographers. All flash photography is prohibited at Wrigley Field. Please be advised that priority in all photo bays will be granted to news organizations on nightly deadlines. All mono- and tripods of any sort are strictly prohibited from the field at all times. Any use of photographs taken other than for news-gathering purposes or MLB officially licensed products will be considered a violation of existing trademark and copyright restrictions. As an opportunity to change locations mid-game, photographers are permitted to move along the warning track behind home plate. Photographers are prohibited from stopping and photographing while changing photo bays. Alcoholic beverages are prohibited from any photo bay or camera well at all times.

Internet Media: Only licensees of Major League Baseball Enterprises have exclusive rights to simulate accounts, descriptions or pitch-by-pitch reproductions of Major League Baseball games on the Internet. No transmission by any other media, specifically including the Internet and any other online network, of any information about the game, including (but not limited to) any account, description, picture, video, audio, reproduction or other information concerning any MLB game will be permitted to originate from inside the ballpark (including from a camera feed already positioned within the ballpark). Reproduction of such accounts without a license from Major League Baseball Enterprises is a violation of the policies of MLB and the Chicago Cubs. A breach in such policy will result in revocation of credentials and may be subject to litigation. The Chicago Cubs adhere to Major League Baseball's guidelines and do not credential websites unless they are affiliated with recognized national or regional news media organizations. No freelance Internet sites will be credential without following the same guidelines for freelance journalists.

Live Transmissions: Affiliations not licensed by MLB and non-rightsholders of the Chicago Cubs and MLB (television, radio and internet sites) are prohibited from providing live telecasts, radio broadcasts, game simulations, pitch-by-pitch accounts, as well as from using live or taped material originating from inside the ballpark during a period commencing with the conclusion of batting practice and ending with the conclusion of the game. Live transmissions will be permitted until the conclusion of the club's rightsholders' (radio or television) post-game programming. Radio stations and assigned correspondents for out-of-town reports are permitted to give inning or half-inning score updates, but at no time may the file reports once play is in progress.

Roving Cameras: Roving cameras in the seating area of the ballpark are strictly prohibited unless approved by the Cubs media relations department. Due to space limitations, roving cameras are not allowed to shoot from the bleachers. Any camera light in the seating area of the ballpark is strictly prohibited. If a photo light comes on during the game, umpires will stop play. Still photographers must shoot from the designated camera wells and photographer areas. Interviews are not permitted in the ballpark during the game unless approved by the Cubs media relations department. If approved, interviews may only be conducted on the concourse between innings, not in the stands while the game is in progress.

Working Press Box: Seating in the main press box is prioritized by daily print media, visiting public relations departments, visiting beat writers and area radio and television representatives not on the air during games. The press box consists of six radio/TV booths equipped for live broadcasts. Keeping with MLB and club policy, no person under 18 is permitted into the press box on game days. Alcoholic beverages are prohibited from the working press box prior or during the game. The press box is equipped with wireless internet capabilities; the password can be found on the seating cards in the press box and is also posted in the back of the press box.

CHICAGO CUBS MEDIA RELATIONS STAFF

Contact: 773-404-4191 / CubsMedia@Cubs.com



Peter Chase
Director, Media Relations
Phone: 773-404-4020
E-mail: pchase@cubs.com



Jason Carr
Assistant Director, Media Relations
Phone: 773-404-4023
E-mail: jcarr@cubs.com



Alex Wilcox
Coordinator, Media Relations
Phone: 773-404-4073
E-mail: awilcox@cubs.com

Field Access: All members of the media with credentials allowing access onto the field may conduct interviews at specific times prior to the start of the game. The field must be cleared 60 minutes before the beginning of the game. At no time are media permitted in fair territory or anywhere beyond first- or third-base. Alcoholic beverages are prohibited from the field at all times.

Batting Practice: Members of the media are prohibited from standing, photographing or conducting interviews from the area surrounding the cage while batting practice is in progress.

Cellular Phones: The use of cellular phones for radio interviews while on the field and in the clubhouse is strictly prohibited. Any and all telephone interviews must be arranged in advance with the Chicago Cubs media relations department. An exception to the usage of a cellular phone for an interview is in the dugout, only after receiving advance permission from the player or staff member to be interviewed.

Media Phones: Members of the press may utilize three charge-a-call phones located in the back of the pressbox. Media wanting to set up a season-long phone line may contact the Cubs media relations department. In addition, media can make toll-free calls or use their calling cards on any of the designated phones provided by the Cubs in the press box. These phones are installed for the use of all media in the press box for working conditions only.

Autographs: Credentialed members of the media are strictly prohibited from requesting autographs or equipment at Wrigley Field. Officials will revoke credentials immediately, no exceptions.

Clubhouse Access: Members of the media must have a specific working purpose to gain admittance to the clubhouse. The Cubs home clubhouse opens 3½ hours prior to game-time and is closed during stretch and batting practice times. The clubhouse will re-open 10 minutes after the conclusion of the game. Access to the visiting Wrigley Field clubhouse will be determined by the visiting club's policies.

Press Dining: A press dining room is located adjacent to the broadcast booths on the press level, and is available to credentialed members of the media with access to the working press box, as well as credentialed photographers and credentialed radio and TV personnel. Press meals are \$7.

REGLAS DE PRENSA

Credenciales de Prensa: Credenciales de prensa diarias y credenciales para la temporada completa son entregadas con la intención que la prensa cubra y publique reportajes de los Chicago Cubs y Wrigley Field. Solicitudes para un pase de prensa de un día tienen que venir directamente del editor, productor o director de la institución a la que pertenece el reportero, en papel membretado y ser entregadas 48 horas antes del juego solicitado. Los miembros de la prensa tienen que tener una identificación con fotografía disponible todo el tiempo. Los Chicago Cubs no autorizan credenciales para reporteros sin afiliación, a no ser que estos sean asignados una historia específica por un medio de prensa autorizado. Es la responsabilidad del medio de prensa de confirmar el recibo de la solicitud y subsecuentemente el aprobar o negar la credencial para la fecha del juego.

Credenciales para Fotógrafos: Las credenciales diarias y de temporada completa para fotógrafos son entregadas a fotógrafos asignados por medios de prensa y organizaciones autorizadas por Major League Baseball. Los requisitos para solicitar credenciales para fotógrafos son los mismos ya definidos en el párrafo anterior. Los Chicago Cubs no autorizan credenciales para fotógrafos sin afiliación. La fotografía con flash esta prohibida en Wrigley Field. Por favor tenga en cuenta que los medios de comunicación con ediciones nocturnas tienen prioridad en las zonas reservadas para fotógrafos. Los trípodes de cualquier tipo están estrictamente prohibidos en el campo de juego. Cualquier otro uso de las fotografías que no sea para información y noticias o para productos autorizados oficialmente por MLB será considerada una violación de las restricciones de derechos de la marca registrada y de los Cubs. Como oportunidad para cambiar de sitio, a los fotógrafos se les permite caminar por detrás de la línea de home plate. Los fotógrafos tienen prohibido parar y tomar fotos mientras cambien de sitio. Las bebidas alcohólicas están prohibidas en las zonas reservadas para fotógrafos.

Medios de prensa de Internet: Solamente licencias autorizadas oficialmente por Major League Baseball Enterprises, tienen derechos exclusivos de simular cuentas, descripciones o reproducciones de pitcheo por pitcheo de juegos de Major League Baseball en el Internet. No están permitidas transmisiones por Internet de ningún otro medio o network en línea, información acerca del juego incluyendo (pero sin limitación a), cualquier cuenta, descripción, imagen, vídeo, sonido o reproducción de cualquier otra información acerca de cualquier juego de MLB desde dentro del campo de juego (incluyendo cámaras posicionadas en el campo). La reproducción de estas cuentas sin la debida autorización de Major League Baseball Enterprises es una violación de las pólizas de MLB y de los Chicago Cubs. La violación a esta regla resultará en la revocación de credenciales y puede estar sujeto a litigación. Los Chicago Cubs se unen a las reglas de Major League Baseball y no autorizan credenciales para sitios de Internet a no ser que estén afiliados a medios de prensa reconocidos nacional o regionalmente. Los sitios de Internet sin afiliación no obtendrán credenciales a no ser que califiquen.

Transmisiones en vivo: Organizaciones sin licencias de MLB o personas afiliadas a los Chicago Cubs y MLB (televisión, radio y sitios de Internet) Tienen prohibido proveer transmisiones en vivo, simulaciones de juegos, cuenta de pitcheo por pitcheo así como usar material obtenido en vivo o pregrabado desde el campo de juego en el periodo desde el final de la practica de bateo hasta el final del juego. Las transmisiones en vivo se permitirán hasta la conclusión del segmento post-game y los derechos del dueño (Radio o Televisión). A estaciones de radio y corresponsales que viajan con el equipo se les permite transmitir el marcador (puntuación) cada entrada o media entrada del juego, pero no se les permitirá reportar cuando la jugada esta en progreso.

Cámaras ambulantes: Las cámaras grandes están prohibidas en la zona de los asientos a no ser que sean aprobadas por el departamento de medios de comunicación de los Cubs. Debido a limitaciones de espacio, las cámaras grandes están prohibidas en la zona de los Bleachers. Cualquier luz de cámara esta prohibida en la sección de asientos de Wrigley Field. Si se enciende una luz de cámara fotográfica durante la jugada, los árbitros pararán la acción. Los fotógrafos tienen que tomar las fotos desde las zonas asignadas para los fotógrafos. Entrevistas no están permitidas en el campo de juego durante el mismo, a no ser aprobado previamente por el departamento de medios de comunicación. Si son aprobadas las entrevistas se llevaran a cabo en un sitio aprobado, en el lapso antes de empezar la entrada, nunca durante la jugada o en los asientos.

Sala de prensa: Los asientos en la sala de prensa tienen como prioridad a la prensa escrita, departamentos de relaciones publicas visitantes, reporteros visitantes y miembros de la radio y TV que no están al aire durante el partido. La sala de prensa consiste de seis espacios equipados para transmisiones en vivo de Radio o TV. Siguiendo las reglas de MLB y el equipo, no se permite la entrada a menores de 18 años a la sala de prensa los días de juego. Las bebidas alcohólicas están prohibidas a cualquier hora. La sala de prensa esta equipada con servicio de Internet inalámbrico. La clave para usarlo la encontrará en las tarjetas localizadas en su asiento y también estará localizada en la parte de atrás de la sala de prensa.

Acceso al campo de juego: Todos los miembros de la prensa con credenciales con acceso al campo de juego pueden conducir entrevistas durante horarios específicos antes del juego. El campo de juego tiene que ser despejado al menos 60 minutos antes del partido. A ninguna hora se le permitirá a la prensa acceso al campo de acción dentro de las líneas demarcatorias entre primera y tercera base. Las bebidas alcohólicas están prohibidas dentro del campo de juego a cualquier hora.

Práctica de Bateo: Se les prohíbe a los miembros de la prensa tomar fotos o entrevistar a los jugadores mientras estos están practicando el bateo.

Teléfonos Celulares: El uso de teléfonos celulares para entrevistas en el campo de juego o vestidores esta estrictamente prohibido. Todas las entrevistas telefónicas tienen que ser planeadas con anticipación y con el permiso del departamento de medios de comunicación de los Cubs. Una excepción al uso de teléfonos celulares sería en la área del dugout, y solo recibiendo permiso del jugador o de un miembro del departamento de medios de comunicación para conducir la entrevista.

Teléfonos para Prensa: Miembros de la prensa pueden utilizar uno de tres teléfonos de paga localizados en la parte trasera de la sala de prensa. La prensa que desee una línea telefónica para toda la temporada debe ponerse en contacto con un miembro del departamento de medios de comunicación. Los teléfonos aceptan números gratuitos y tarjetas telefónicas. Los teléfonos son para el uso de todos los miembros de la prensa para cumplir con los compromisos de trabajo solamente.

Autógrafos: Todos los miembros de la prensa con credencial, tienen estrictamente prohibido pedir autógrafos o equipo de Wrigley Field. A los infractores de esta regla se les revocará la credencial inmediatamente sin excepciones.

Acceso a los Vestidores (Clubhouse): Los miembros de la prensa tienen que tener un propósito de trabajo específico para obtener acceso a los vestidores. Los vestidores de los Cubs se abren tres horas antes del juego y esta cerrado durante el entrenamiento y práctica de bateo. El Clubhouse abrirá de nuevo 10 minutos al partir de la conclusión del partido. Acceso al vestidor del equipo visitante en Wrigley Field será determinado por las reglas del equipo visitante.

Comida para la Prensa: El comedor para la prensa esta localizado adyacente de la sala de prensa y de los palcos de TV y esta abierto a todos los miembros de la prensa con credencial. Cada almuerzo o cena cuesta \$7.

2018年メディア方針

報道関係者入場証

リグリーフィールドにおけるシカゴ・カブスの報道に使用する目的のみ、シーズン期間中および毎日の入場証を発行する。入場証の申請は必ず提携先の編集長、製作者や部長が社用箋にて、希望する試合の最低48時間前に直接提出しなくてはならない。報道関係者は常に有効な写真付き身分証明書を持参すること。シカゴ・カブスはフリーランス記者への入場証を発行しないが、特定メディアの現役フリーランス記者は除く。受領の確認や当該試合の入場許可/拒否は申請を行った提携先の責任の下行われる。の入場許可/拒否は申請を行った提携先の責任の下行われる。

撮影許可証

シーズン期間中および毎日の撮影許可証の発行はMLBによる認可および/または許可された記事取材機関と会社代表者の指定したカメラマンのみ対象となる。撮影許可証の申請手順は上述と同じである。シカゴ・カブスはフリーランスカメラマンへの撮影許可証は発行しない。リグリーフィールドにおけるフラッシュ撮影は一切禁止である。すべての撮影場所は連夜締め切りのある報道機関に優先的に与えられる。グラウンドにおけるいかなる種類の一脚や三脚の使用も禁止である。報道取材やMLB公式商品に使用する目的以外の写真は既存の商標と著作権の違反であると見なされる。試合開始後のカメラマンの移動は、ホームプレート後部のウォーニング・トラックに沿ってのみ可能である。撮影場所を変える途中、立ち止まったり撮影を行ったりすることは一切禁止である。アルコール飲料の撮影場所への持込は常に禁止されている。

インターネットメディア

インターネットにおけるメジャーリーグの野球報道における、シミュレーション、解説または投球ごとの再現等の占有権を有するのはMLB機構のライセンスのみである。その他のメディア、特にインターネットやそれ以外のオンラインネットワークを含むいかなるメディアによる試合情報の放送も禁止である。球場内(球場内に既に設置されているカメラも含む)から発信される報道、記述、写真、ビデオ、音声、再現並びにMLBの試合に関するいかなる情報も許可されない。MLB機構の許可なく上記の報道の再現を行うことはMLBとシカゴ・カブスの方針に違反するものである。方針の不履行の際は、入場許可証の取り消し、さらには訴訟の可能性もある。シカゴ・カブスは、メジャーリーグのガイドラインを厳守しており、そのウェブサイトが世間に認識された全国的または地方の報道機関に所属しない限り、入場許可証を発行しない。フリーランスのジャーナリストと同じガイドラインに従わない限り、フリーランスのインターネットサイトに対しても入場許可証を発行しない。

生放送

MLBの許可を得ていない提携先、シカゴ・カブスとMLBの権利所有者以外(テレビ・ラジオ・インターネットサイト)によるテレビ生放送、ラジオ放送、試合シミュレーション、投球ごとの報道及び打撃練習終了後から試合終了後にかけての球場内の生放送並びに録音資料の提供はいずれも厳禁である。生放送はクラブの権利所有者(ラジオかテレビ)の試合後の放送が終了するまでは認められる。ラジオ局および指定された通信員が市外へ報道する際は、インニングごともしくはハーフインニングごとの点数の更新は行ってもよいが、試合進行中に報道を行ってはならない。

移動式カメラ

カブス広報部による承認がない限り、球場の座席部分における移動式カメラの使用は厳禁である。スペースの制約上、外野席からの移動式カメラを用いた撮影も認められない。球場の座席部分でのカメラライトの使用は厳禁である。試合中にライトが点灯した場合、審判員はプレーを中断する。スチール写真のカメラマンは指定された撮影場所から撮影しな

くてはならない。カブス広報部による承認がない場合、試合中の球場内でのインタビューは許可されない。承認された場合は、試合中のスタンド内ではなく、インニング間にコンコース内でのみ可とする。

報道記者席

記者席は、日刊メディア、ビジター広報部、ビジター担当記者と試合を報道しないラジオ局ならびにテレビ局の代表を優先とする。記者席は生中継のために設置してある6つのラジオ/テレビのブースからなる。MLBとクラブの方針に基づき、18歳未満の者の試合日の記者席立入を禁止とする。記者席へのアルコール飲料の持込は、試合開始前並びに試合中は禁止である。記者席は無線インターネットが備えられている。パスワードは、記者席の座席カードに記載されており、また記者席の後部にも掲示されている。

球場への入場

グラウンドへの入場許可証を持つ報道関係者は、試合開始前の指定された時間内であればインタビューを行ってもよい。試合開始60分前には、グラウンド離れること。いかなる場合もフェアグラウンド並びに一塁・三塁より奥へ立ち入りを禁止する。アルコール飲料の持込は一切禁止である。

打撃練習

打撃練習中、報道関係者は柵の周辺に立ったり、撮影・インタビューを行ったりしてはならない。

携帯電話

球場内およびクラブハウスでの携帯電話を用いたラジオインタビューは一切禁止である。電話インタビューは事前にシカゴ・カブスのメディア広報部に申し込んだものに限定される。唯一の例外として、事前にインタビュー対象者の選手もしくはスタッフの許可を得た上で、ダッグアウトにおける携帯電話を用いたインタビューは可能とする。

報道関係者用電話

報道関係者席の後方にある3台の有料電話が利用可能である。シーズン中の電話回線の設置を希望するメディアは、カブス広報部に連絡のこと。カブスが指定する電話でフリーダイヤルやコーリングカードを利用して通話することができる。ただしこれらは業務に関する通話のみとする。

サイン

入場許可証を持つ報道関係者は、リグリーフィールドでサインや用具を求めてはならない。例外なく、直ちに入場許可証を取り消す。

クラブハウスへのアクセス

報道関係者は特定の業務目的がない限り、クラブハウスへの入場は認められない。カブスのホームクラブハウスは試合開始時刻3時間半前に開放され、ストレッチおよび打撃練習中は閉鎖される。打撃練習終了後に再度開放、試合開始の1時間前に閉鎖される。試合終了10分後にはまた開放される。リグリーフィールドのビジタークラブハウスへのアクセスはビジタークラブの方針に従うこととする。

メディアの食事

メディアの食事ルームはメディア階にあり、放送ブースに隣接している。記者席への入場許可を有する報道関係者や入場許可証をもつカメラマンやラジオ・テレビ局員が対象である。食事代は8ドルである。

WRIGLEY FIELD INFORMATION

History of Wrigley Field

The 2018 season marks the 103rd year of Cubs baseball at Wrigley Field and the 105th season of professional baseball ... opened in 1914, Wrigley Field is the second-oldest ballpark in the major leagues behind Boston's Fenway Park (1912).

- Originally known as Weeghman Park, Wrigley Field was built on the grounds once occupied by a seminary.
- Weeghman Park was the home of Chicago's entry into the Federal League and was the property of Charles H. Weeghman ... the club was known as both the Federals and the Whales.
- The cost of building Weeghman Park, which had a seating capacity of 14,000, was estimated at \$250,000 ... the infield and outfield consisted of more than 4,000 yards of soil and four acres of bluegrass.
- The first major league game at the ballpark took place April 23, 1914, with the Federals defeating Kansas City 9-1 ... the first homer in ballpark history was hit by Federals catcher Art Wilson – a two-run shot in the second inning off Kansas City's Chief Johnson.
- When the Federal League folded for financial reasons after the 1915 campaign, Weeghman purchased the Cubs from the Taft family of Cincinnati and moved the club to the two-year-old ballpark at the corners of Clark and Addison streets.
- The first National League game at the ballpark was played April 20, 1916, when the Cubs beat the Cincinnati Reds 7-6 in 11 innings ... a bear cub was in attendance at the game.
- The park became known as Cubs Park in 1919, following the resignation of Charles Weeghman as team president at the December 1918 board of directors meeting - shortly after William Wrigley Jr. had assumed the title as largest stockholder in the club ... in 1926, with Mr. Wrigley owning more than 50 percent of the team stock and having purchased the land of the park in 1924, the field was renamed Wrigley Field.

HISTORIC MOMENTS AT THE FRIENDLY CONFINES:

- Babe Ruth's "called shot" when Ruth allegedly pointed to a bleacher location during Game 3 of the 1932 World Series ... Ruth then hit Charlie Root's next pitch for a homer.
- Gabby Hartnett's famous "Homer in the Gloamin'" September 28, 1938, off Pittsburgh's Mace Brown.
- The great May 2, 1917, pitching duel between Jim "Hippo" Vaughn and the Reds' Fred Toney ... both Vaughn and Toney threw no-hitters for 9.0 innings before Cincinnati's Jim Thorpe (of Olympic fame) drove in the only run in the 10th inning ... Toney finished with a no-hitter.
- Ernie Banks' 500th career home run May 12, 1970, vs. Atlanta's Pat Jarvis.
- Pete Rose's 4,191st career hit, which tied him with Ty Cobb for the most hits in baseball history ... Rose singled off Reggie Patterson September 8, 1985.
- Kerry Wood's 20-strikeout affair in 1998.
- Sammy Sosa's 60th home runs in 1998, 1999 and 2001.
- Greg Maddux's 3,000th career strikeout July 26, 2005.
- Tom Glavine's 300th career victory August 5, 2007.
- The Cubs clinched the N.L. Pennant at Wrigley Field, October 22, 2016, defeating the Dodgers, 5-0 in NLCS Game Six.
- The 1947, 1962 and 1990 All-Star Games.

RETIRED NUMBERS: The left and right field foul poles feature flags honoring the Cubs' six players with retired uniform numbers. Ernie Banks' uniform number (14) is imprinted on the flag which flies from atop the left field foul pole, directly above Ron Santo's No. 10 and Fergie Jenkins' No. 31 ... Ryne Sandberg's No. 23, Billy Williams' No. 26 and Greg Maddux' No. 31 fly from the right field foul pole.

BLEACHERS AND SCOREBOARD: The Wrigley Field bleachers and center-field scoreboard were constructed in 1937 when the outfield area was renovated to provide improved and expanded seating ... the original scoreboard remains intact.

- The score-by-innings and the pitchers' numbers are changed by hand ... the numbers signaling batter, ball, strike and out, along with "H" and "E" – to signify hit and error – are eyelets.
- No batted ball has ever hit the center-field scoreboard ... two baseballs barely missed – a homer hit onto Sheffield Avenue (right-center) by Bill Nicholson in 1948, and one hit by Roberto Clemente onto Waveland Avenue (left-center) in 1959.
- One of the traditions of Wrigley Field is the flying of a flag bearing a "W" or an "L" atop the scoreboard after a game ... a white flag with a blue "W" indicates a victory; a blue flag with a white "L" denotes a loss.

IVY WALLS: The original vines were purchased and planted by Bill Veeck in September 1937 ... Veeck strung bittersweet from the top of the wall to the bottom, then planted the ivy at the base of the wall.

LIGHTS: Wrigley Field added lights in 1988, becoming the final major league stadium to hold night games.

- The first night game took place August 8 against Philadelphia, with Rick Sutcliffe on the mound, but was rained out in the fourth inning.
- The first official night game occurred August 9 vs. New York, when the Cubs defeated the Mets 6-4.
- In 2018, Wrigley Field will celebrate its 30th anniversary of night baseball.
 - The Cubs entered the 2018 season having played 686 home night contests (going 365-321).

WRIGLEY FIELD CONSTRUCTION PROJECTS:

- During the winter of 1984, a new home clubhouse was completed under the third base stands ... the visitor's clubhouse was renovated in 1990.
- In 1989, a new press box and broadcast booths were constructed in the upper deck directly behind home plate ... private boxes were constructed on the mezzanine level, where the press box was formerly.
- Following the 2005 season, the Cubs expanded the bleachers, adding a restaurant in the batter's eye and a window to Sheffield Avenue in right field.
- In the winter of 2007, Wrigley Field underwent a major field renovation project to remove the field's crown, install an intricate drainage system and create a new playing surface.
- Prior to the 2010 season, the back of the centerfield scoreboard was fully renovated for the first time since it was installed in 1937 ... restrooms were remodeled and fitted with new fixtures, a new viewing plaza was created adjacent to the indoor batting cage to provide fans the opportunity to watch batting practice and the PNC Club was added to the mezzanine suites down the left field line.
- Prior to the 2012 campaign, the right-field Budweiser bleachers were transformed to include the Budweiser Patio ... the area provided fans with a rooftop experience inside the ballpark, and added a 75-foot LED board just above the right field fence.
- The long-awaited restoration and expansion of Wrigley Field, now known as The 1060 Project, is well underway ... this multi-year upgrade is designed to preserve the ballpark's beauty, charm and historic features that fans have cherished for more than a century, while updating and improving the iconic ballpark for fans, players and the community.
- The 1060 Project, which started at the conclusion of the 2014 baseball season, includes structural upgrades, improved player facilities, new fan amenities, outfield signage, two video boards, new premier clubs, expanded concessions, new and improved restroom facilities, and much more ... for more information on The 1060 Project, please visit www.wrigleyfield.com.

Wrigley Field Batting Practice Schedule

| BATTING PRACTICE | 12:05/12:10 | 1:20 | 3:05/3:10 | 6:05/6:10 | 7:05 |
|------------------|--------------------|-------------|------------|-----------|-----------|
| Cubs Hit | 11:00-12:00 (cage) | 10:30-11:50 | 12:20-1:40 | 3:15-4:35 | 4:15-5:35 |
| Grounds Crew | | 11:50 | 1:40 | 4:35 | 5:35 |
| Visitors Hit | 10:40-11:30 | 11:55-12:45 | 1:45-2:35 | 4:40-5:30 | 5:40-6:30 |
| Grounds Crew | 11:30 | 12:45 | 2:35 | 5:30 | 6:30 |

Wrigley Field Promotional Schedule

| <u>April</u> | | <u>July</u> | |
|--------------|--|------------------|--|
| April 9 | Cubs Magnet Schedule presented by Giordano's (Up to the first 30,000 early arriving fans) | July 1 | Cubs Laundry Hamper presented by Mastercard (Up to the first 5,000 early arriving children#) |
| April 14 | Cubs Hooded Pullover presented by StubHub (Up to the first 10,000 early arriving fans) | July 4 | Cubs Camo Cap presented by Magellan Corporation (Up to the first 10,000 early arriving fans) |
| April 15 | Cubs Athletic Socks presented by Uber (Up to the first 10,000 early arriving fans) | July 8 | Plush Clark presented by Mastercard (Up to the first 5,000 early arriving children#) |
| April 27 | Cubs Fleece Blanket presented by American Airlines (Up to the first 10,000 early arriving fans) | July 20 | Cubs Bottle Opener Sunglasses presented by Budweiser (Up to the first 5,000 early arriving Budweiser Bleacher adults*) |
| April 28 | "Dancing Bullpen" Beverage Tumbler presented by Pepsi (Up to the first 10,000 early arriving fans) | July 22 | Cubs Pillowcase presented by Mastercard (Up to the first 5,000 early arriving children#) |
| April 29 | Cubs Slouch "Beamie" presented by Jim Beam (Up to the first 10,000 early arriving adults*) | July 23 | Javier Baez Bobblehead presented by Garrett Popcorn Shops (Up to the first 10,000 early arriving fans) |
| | | July 24 | 1979-81 Cubs Replica Away Jersey presented by Benjamin Moore (Up to the first 10,000 early arriving fans) |
| <u>May</u> | | <u>August</u> | |
| May 7 | "KW" Rooftop Flag presented by Pepsi (Up to the first 10,000 early arriving fans) | August 3 | Cubs Umbrella Hat presented by Budweiser (Up to the first 5,000 early arriving Budweiser Bleacher adults*) |
| May 11 | Willson Contreras Bobblehead presented by TransUnion (Up to the first 10,000 early arriving fans) | August 5 | Cubs Baseball Wristbands presented by Mastercard (Up to the first 5,000 early arriving children#) |
| May 13 | Cubs "Pink Out" T-shirt presented by Advocate Health Care (Up to the first 5,000 early arriving Budweiser Bleacher fans) | August 10 | Cubs Shirt presented by Budweiser (Up to the first 5,000 early arriving Budweiser Bleacher adults*) |
| May 22 | Cubs Cap-shaped Umbrella presented by Reynolds Wrap (Up to the first 10,000 early arriving fans) | August 12 | Cubs Lunch Bag presented by Mastercard (Up to the first 5,000 early arriving children#) |
| May 23 | Cubs "Star Wars" T-Shirt presented by Gonnella Baking Co. (Up to the first 10,000 early arriving fans) | August 14 | Cubs Duffel Bag presented by Jim Beam (Up to the first 10,000 early arriving adults*) |
| May 27 | Cubs Reusable Tote Bag presented by MLB Network (Up to the first 20,000 early arriving fans) | August 15 | Kyle Hendricks Bobblehead presented by Las Vegas (Up to the first 10,000 early arriving fans) |
| | | August 25 | Youth Protection Shirt (Up to the first 5,000 early arriving children#) |
| <u>June</u> | | <u>September</u> | |
| June 5 | Cubs Acrylic Cocktail Glass presented by Jim Beam (Up to the first 10,000 early arriving adults*) | Sept. 14 | Cubs Patch Cap presented by Budweiser (Up to the first 5,000 early arriving Budweiser Bleacher adults*) |
| June 6 | Wrigley Field Scoreboard Clock presented by Wintrust (Up to the first 10,000 early arriving fans) | Sept. 16 | Cubs "Fan Vote" Bobblehead presented by Xfinity (Up to the first 10,000 early arriving fans) |
| June 8 | Cubs Neon Tank Top presented by Budweiser (Up to the first 5,000 early arriving Budweiser Bleacher adults*) | | |
| June 9 | Cubs Cooling Towel presented by IDEAL Industries, Inc. (Up to the first 10,000 early arriving fans) | | |
| June 10 | Cubs Echo Microphone presented by Mastercard (Up to the first 5,000 early arriving children#) | | |
| June 18 | Jason Heyward Bobblehead presented by Pepsi (Up to the first 10,000 early arriving fans) | | |
| June 19 | Cubs Beach Tote presented by Starwood Preferred Guest (Up to the first 10,000 early arriving fans) | | |
| June 20 | Cubs Cap presented by Wendella (Up to the first 10,000 early arriving fans) | | |
| June 29 | Cubs Mesh Cap presented by Budweiser (Up to the first 5,000 early arriving Budweiser Bleacher adults*) | | |

Promotional schedule is subject to change. Visit Cubs.com throughout the season for an updated promotional schedule.

*** Age 21 and older
Age 13 and younger**

The first 1,000 kids 13-and-younger run the bases after every Sunday day game ... more information can be found throughout the season at Cubs.com/kids

SPRING INFORMATION

Sloan Park – Mesa, Arizona

Spring Training 2018 marks the Cubs fifth year at their new complex in Mesa, Ariz., highlighted by Sloan Park - the largest ballpark by capacity in the Cactus League ... Sloan Valve Company, the official water efficiency partner of the Cubs, became the naming rights partner in January of 2015.

Ⓒ Sloan Park has a seating capacity of 15,000 ... 9,200 in the seating bowl, 4,200 in the outfield berm and 1,600 in the suite level ... nearly 2,000 more than the Cubs' previous Spring Training home at HoHoKam Stadium ... the ballpark features a viewing area in left field called the Budweiser Rooftop, a third and first base party deck area, a kids area and a multi-purpose plaza area.

Ⓒ The field dimensions are similar to Wrigley Field in layout, but generally slightly deeper due to the Arizona environment:

| | <i>Sloan Park (Mesa)</i> | <i>Wrigley Field (Chicago)</i> |
|------------------|--------------------------|--------------------------------|
| Left Field Line | 360 feet | 355 feet |
| Left Center | 366 feet | 368 feet |
| Center Field | 410 feet | 400 feet |
| Right Center | 398 feet | 368 feet |
| Right Field Line | 360 feet | 353 feet |

Ⓒ The Cubs complex features 16 batting tunnels, including 12 indoors, and 22 pitching mounds. The former Fitch Park, where the Cubs previously began Spring Training prior to the start of the Cactus League schedule, had eight pitching mounds and four batting tunnels.

- Additionally, the complex features four practice fields, two major league fields and a half-sized field.

Ⓒ The 70,000-square foot Under Armour Performance Center houses Cubs offices, both major and minor league clubhouses, a 7,500-square foot workout facility, training facilities including a hydrotherapy room and a 120-seat theater.

Ⓒ The 142-acre Spring Training complex is nearly twice as large as the 79 combined acres between Fitch Park and HoHoKam Stadium.

Ⓒ The complex, located by the 101 and 202 interchange, houses both the Cubs major league and minor league spring operations, and is utilized year-round by the organization.

Sloan Park set the Cactus League single-season attendance record in 2017 with 226,933 fans passing through the gates ... it surpassed the previous mark of 226,163 set by the Cubs in 2016 ... including two additional exhibition games against Team Italy and Team Japan, Sloan Park hosted 251,899 fans in 2017.

Ⓒ The Sloan Park average attendance of 15,129 surpassed the previous mark of 15,078 set by the Cubs in 2016.

Ⓒ Sloan Park holds the single-game Cactus League attendance mark of 15,523 set, March 20, 2016 vs. Kansas City.

The Cubs have drawn 42 crowds of at least 15,000 people to Sloan Park since it opened in 2014. The top 10 crowds are listed below, which are also the top-10 crowds in Cactus League history:

| Date | Opponent | Score | Attendance |
|-----------|--------------------|----------|------------|
| 3/20/2016 | Kansas City | W, 5-2 | 15,523 |
| 3/28/2017 | San Francisco | L, 10-7 | 15,513 |
| 3/25/2016 | Milwaukee | L, 4-5 | 15,509 |
| 3/11/2017 | Colorado | W, 4-3 | 15,501 |
| 3/19/2017 | Kansas City | L, 2-6 | 15,497 |
| 3/14/2017 | Milwaukee | T, 7-7 | 15,478 |
| 3/24/2017 | Cleveland | L, 2-4 | 15,473 |
| 3/29/2016 | Oakland | W, 9-5 | 15,469 |
| 3/29/2017 | Oakland | W, 15-11 | 15,448 |
| 3/4/2016 | Los Angeles (A.L.) | W, 3-0 | 15,446 |

The Cubs return to Mesa for their 40th-consecutive Spring Training, the longest active streak in the Cactus League ... before moving into their new park in 2014, the Cubs had spent the previous 17 Cactus League seasons at HoHoKam Stadium and Fitch Park ... all told, 2018 marks the Cubs' 54th season of Spring Training in Mesa (1952-65, 1979-present).

Ⓒ In 2010, Mesa voters approved \$84 million to construct a baseball stadium, training and practice facility in Mesa, Ariz. for the Chicago Cubs ... the city contributed \$15 million for related infrastructure work, and as part of the agreement with the City of Mesa, the Chicago Cubs committed their Spring Training games to the site for the next 30 years.

Ⓒ Mesa is the second-largest city in the Phoenix metropolitan area and the third-largest city in Arizona ... Mesa is located southeast of Phoenix and Scottsdale.

- With a population of more than 480,000, Mesa ranks as one of the fastest growing cities in the United States (among those with populations of at least 200,000) and the 36th-largest city in the country – bigger than Atlanta and Miami.
- Mesa was founded in January 1878 and was incorporated in July 1883 ... the area of the city is 128 square miles.

Ⓒ The telephone number for the Mesa Convention and Visitors Bureau is 1-800-283-MESA.

The Cubs' yearly attendance figures over the last 15 seasons at "new" HoHoKam Stadium and Sloan Park (2014-17):

| | |
|----------------------|------------------|
| 2003 (15 dates) | 133,616 |
| 2004 (15 dates) | 189,692 |
| 2005 (15 dates) | 193,993 |
| 2006 (14 dates) | 154,978 |
| 2007 (16 dates) | 175,891 |
| 2008 (15 dates) | 181,280 |
| 2009 (19 dates) | #203,105 |
| 2010 (14 dates) | 152,493 |
| 2011 (17 dates) | 160,527 |
| 2012 (16 dates) | 153,273 |
| 2013 (17 dates) | 145,381 |
| 2014 (15 dates) | 213,815 |
| 2015 (15 dates) | 222,415 |
| 2016 (15 dates) | 226,163 |
| 2017 (15 dates) | *226,933 |
| 15-YEAR TOTAL | 2,733,555 |

#HoHoKam Stadium Record
*Sloan Park/Cactus League Record

Mesa is the 14th different training site used by the Cubs since 1900 and the fifth since 1921 ... in some instances, the team's exhibition games were not played at the training site.

Ⓒ The Cubs spring training sites since 1900:

- Selma, AL – 1900
- Pasadena, CA – 1917-20
- Champaign, IL – 1901-02
- Catalina Island, CA – 1921-42
- Los Angeles, CA – 1903-04
- French Lick, IN – 1943-45
- Santa Monica, CA – 1905
- Catalina Island, CA – 1946-51
- West Baden, IN – 1906-08
- Mesa, AZ – 1952-65
- Shreveport, LA – 1909
- Long Beach, CA – 1966
- West Baden, IN – 1910-11
- Scottsdale, AZ – 1967-78
- New Orleans, LA – 1912
- Mesa, AZ – 1979-present
- Tampa, FL – 1913-16

2018 Cubs Spring Training Schedule

| DATE | OPPONENT | SITE | BROADCAST AVAIL. |
|-------------------------------|--|-------------------|-----------------------------|
| Friday, February 23 | Milwaukee Brewers | Maryvale | CUBS.COM |
| Saturday, February 24 | Texas Rangers | SLOAN PARK | 670 The Score |
| Sunday, February 25 | San Francisco Giants | Scottsdale | CUBS.COM |
| Monday, February 26 | Seattle Mariners | SLOAN PARK | CUBS.COM |
| Tuesday, February 27 | Chicago White Sox | SLOAN PARK | WGN-TV/CUBS.COM |
| Wednesday, February 28 | Oakland Athletics | SLOAN PARK | CUBS.COM |
| Thursday, March 1 | Colorado Rockies | SLOAN PARK | CUBS.COM |
| Friday, March 2 | Los Angeles Angels (1:10 PM) | Tempe | CUBS.COM |
| Saturday, March 3 | Cincinnati Reds | SLOAN PARK | 670 The Score |
| Sunday, March 4 | Arizona Diamondbacks (1:10 PM) | Scottsdale | 670 The Score |
| Monday, March 5 | Colorado Rockies (1:10 PM) | Scottsdale | CUBS.COM |
| Tuesday, March 6 | Los Angeles Dodgers | SLOAN PARK | CUBS.COM |
| Wednesday, March 7 | Cleveland Indians (6:05 PM) | Goodyear | WGN-TV/CUBS.COM |
| Thursday, March 8 | San Diego Padres | SLOAN PARK | CUBS.COM |
| Friday, March 9 | Los Angeles Angels | SLOAN PARK | 670 The Score |
| Saturday, March 10 | Chicago White Sox (ss) | SLOAN PARK | 670 The Score |
| | Los Angeles Dodgers (ss, 7:05 PM) | Glendale | CUBS.COM |
| Sunday, March 11 | Oakland Athletics | Mesa | CUBS.COM |
| Monday, March 12 | OFF DAY | | |
| Tuesday, March 13 | San Diego Padres (ss, 1:10 PM) | Peoria | CUBS.COM |
| | San Francisco Giants (ss, 7:05 PM) | SLOAN PARK | CUBS.COM |
| Wednesday, March 14 | Kansas City Royals | Surprise | CUBS.COM |
| Thursday, March 15 | Arizona Diamondbacks | SLOAN PARK | CUBS.COM |
| Friday, March 16 | Chicago White Sox | Glendale | CUBS.COM |
| Saturday, March 17 | Cleveland Indians (ss) | SLOAN PARK | CUBS.COM |
| | Cleveland Indians (ss, 4:05 PM Vegas Time) | Las Vegas | WGN-TV |
| Sunday, March 18 | Kansas City Royals (ss) | SLOAN PARK | |
| | Cleveland Indians (ss, 1:05 PM Vegas Time) | Las Vegas | NBCSCH/670 The Score |
| Monday, March 19 | Cincinnati Reds (6:05 PM) | Goodyear | CUBS.COM |
| Tuesday, March 20 | OFF DAY | | |
| Wednesday, March 21 | Texas Rangers | Surprise | CUBS.COM |
| Thursday, March 22 | San Francisco Giants (7:05 PM) | Scottsdale | 670 The Score |
| Friday, March 23 | Milwaukee Brewers | SLOAN PARK | 670 The Score |
| Saturday, March 24 | Colorado Rockies (ss, 7:05 PM) | SLOAN PARK | NBCSCH/670 The Score |
| | Seattle Mariners (ss, 6:40 PM) | Peoria | |
| Sunday, March 25 | Kansas City Royals (12:05 PM) | Surprise | WGN-TV/670 The Score |
| Monday, March 26 | Boston Red Sox (6:05 PM ET) | Fort Myers, Fla. | CUBS.COM |
| Tuesday, March 27 | Boston Red Sox (1:05 PM ET) | Fort Myers, Fla. | CUBS.COM |

Notes: All games begin at 1:05 p.m. Arizona time unless otherwise noted ... Chicago is one hour ahead of Arizona through Saturday, March 10 before moving to two hours ahead on Sunday, March 11 ... the March 17 and March 18 games in Las Vegas take place at Cashman Field ... the March 26 and March 27 games against Boston take place at JetBlue Park in Fort Myers, Fla.

Cactus League Ballparks

Arizona: Salt River Fields at Talking Stick
Chicago White Sox: The Ballpark at Camelback Ranch
Cincinnati Reds: Goodyear Ballpark
Cleveland: Goodyear Ballpark
Colorado: Salt River Fields at Talking Stick
Kansas City: Surprise Stadium
Los Angeles Angels of Anaheim: Tempe Diablo Stadium

Los Angeles Dodgers: The Ballpark at Camelback Ranch
Milwaukee: Maryvale Baseball Park
Oakland: HoHoKam Stadium
San Diego: Peoria Sports Complex
San Francisco: Scottsdale Stadium
Seattle: Peoria Sports Complex
Texas: Surprise Stadium

CUBS SPRING TRAINING AND TICKET INFORMATION

Purchasing Tickets In Person:

Sloan Park Ticket Office:
 Monday-Saturday, 10 a.m.-5 p.m. PST
 Game Days, 9 a.m.-End of Seventh Inning

Purchasing Tickets By Phone:

Tickets can be ordered over the telephone at 800-THE-CUBS

Purchasing Tickets Via Internet:

Spring training tickets can be purchased on-line at www.cubs.com

Sloan Park: 2330 W. Rio Salado Parkway, Mesa, AZ 85201