

Indians®

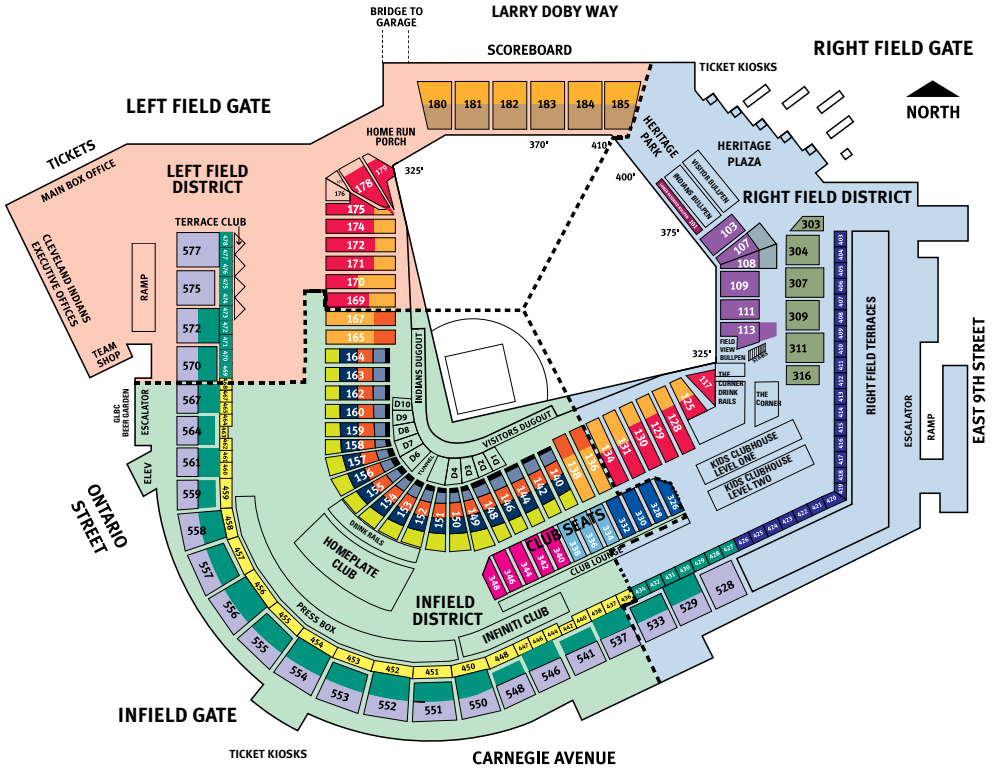


2018 INFORMATION & RECORD BOOK





SEATING DIAGRAM



	INFIELD DISTRICT
	LEFT FIELD DISTRICT
	RIGHT FIELD DISTRICT

	DIAMOND BOX
	CLUB INFIELD
	CLUB MIDFIELD
	CLUB OUTFIELD
	FIELD BOX FRONT
	FIELD BOX MIDDLE
	FIELD BOX BACK
	LOWER BOX FRONT
	LOWER BOX
	LOWER RESERVED BULLPEN

	LOWER RESERVED
	LOWER RESERVED PATIO
	UPPER BLEACHERS
	LOWER BLEACHERS
	FAMILY DECK
	VIEW BOX
	UPPER BOX
	UPPER BOX OUTFIELD
	UPPER RESERVED

TABLE OF CONTENTS

2018 INDIANS

Francona, Terry.....	64-66
Birthdays.....	178
Coaches.....	67-78
Phonetic Pronunciations.....	161
Players.....	86-220
Roster.....	221-223
Roster Formation.....	84

AWARDS

BBWAA, Cleveland Awards.....	368
Boudreau and Feller Award Recipients.....	241
Cleveland Indians Hall of Fame.....	15, 31-36
Cy Young.....	366
Gold Glove.....	366
Manager of the Year.....	366
Most Valuable Player.....	366
National Baseball Hall of Fame.....	360
Rolaids Reliever of the Year.....	365
Rookie of the Year.....	366
Silver Slugger.....	366
Sporting News Awards.....	367-368

BROADCASTING

Broadcasters Bios.....	442-443
History.....	440-441
Radio Network.....	441

MISCELLANEOUS

BBWAA, Cleveland Chapter.....	434
Cleveland Indians Charities.....	447
Event and Giveaway Schedule, 2018.....	439
How To Figure.....	445
Important Dates, MLB, 2018.....	435
Items of Interest.....	444-445
MLB.com.....	82
MLB Network.....	20
Media Game Day Information.....	446
National Baseball Hall of Fame.....	312
Pre-Game Workout Schedule/Gate Info.....	446
Schedule.....	Inside back cover
Spring Training Information.....	438-440
Ticket Information.....	29

OPPONENTS

Opponents.....	On Line
----------------	---------

PERSONNEL

Antonetti, Chris.....	44
Athletic Training.....	79-80
Baseball Operations.....	52-60
Behind the Scenes.....	62
Club Directory.....	37-41
Club Executives.....	42-50
Dolan, Paul.....	42
John Sherman.....	43
Servicing the Media.....	439
Strength and Conditioning.....	81

PLAYER DEVELOPMENT/SCOUTING

Affiliates.....	226-227
Awards, Boudreau and Feller Recipients.....	241
Departmental Directories.....	228
Draft Selections.....	241-242
Goodyear Complex Staff.....	234
Managers/Coaches.....	245-265
Minor League Players.....	266-305
Player Development Staff.....	235-240
Prospect Rankings.....	244
Schedules, 2018.....	306-311
Scouts.....	229-233
Statistics, 2017.....	247-265

POSTSEASON/ALL-STAR REVIEW

1920 Review.....	416
1948 Review.....	417
1954 Review.....	418
1995 Review.....	418-419
1996 Review.....	420
1997 Review.....	421-422
1998 Review.....	423
1999 Review.....	424
2001 Review.....	425
2007 Review.....	425-426
2013 Review.....	426
2016 Review.....	427-428
All-Star Game Review, In Cleveland.....	429
Clinch Dates.....	421
Indians in All-Star Games.....	430

PROGRESSIVE FIELD

Dates Remembered.....	24-26
Dimensions.....	26
Facts, Additional.....	26
Firsts.....	27
Funding.....	26
Genesis.....	23
Ground Rules.....	27
Heritage Park and Indians Hall of Fame.....	30-36
Home Runs, Top Distances.....	23
Odds and Ends.....	28
Other Names.....	28
Overview.....	22
Seating Capacity.....	23
Seating Diagram.....	Inside front cover
Ticket Information.....	29
Top 10 Memories.....	24-25

RECORDS/HISTORY

All-Time Records vs. Opponents.....	355
All-Time Roster.....	336-345
Attendance, Year-by-Year.....	359

Awards, Indians Winners

BBWAA, Cleveland Awards.....	369
Cleveland Indians Hall of Fame.....	15, 31-36
Cy Young.....	366
Gold Glove.....	366
Golden Tomahawk.....	369
Manager of the Year.....	366
Most Valuable Player.....	366
Rolaids Reliever of the Year.....	366
Rookie of the Year.....	366
Silver Slugger.....	366
Sporting News Awards.....	367-368

Batting

.320 or Better.....	392
Hits, 200+ In a Season.....	393
Dolan, Paul.....	392
Hit Streaks.....	392
Leaders, Year-by-Year.....	375-379
RBI, 100+ In a Season.....	385
RBI, 8 or More in One Game.....	374
RBI, Leaders by Position.....	368
Year-by-Year Team Batting.....	372-374

Batting Records

All-Time Career Leaders.....	372
All-Time Single Season Leaders.....	373
Club/Game, Inning, DH.....	372-373
Club/Season.....	371
Individual/Game, Inning.....	376
Individual/Lifetime.....	383
Individual/Season.....	384
League Leaders.....	386-387
Rookie.....	383
Brothers with Cleveland Indians.....	358
Cleveland Stadium.....	28
Coaches, All-Time.....	82

Cycle, Indians Who Hit for It.....	374
Fathers/Sons with Cleveland Indians.....	358

Fielding

Percentage, Top/Season.....	411
Year-by-Year.....	394-395

Fielding Records

Club/Game.....	412
Club/Season.....	412
Individual/Game.....	413
Individual/Season.....	412-413
Finishes.....	346-347
General Managers, Past.....	52
Hall of Fame Members.....	15, 360
Heritage Park.....	30
Historical Recap.....	2-15
Home/Road, Year-by-Year.....	415-416

Home Runs

3 in a Game.....	391
4 in a Game.....	390
4 Straight in One Inning.....	390
30 or More in a Season.....	390
American League Leaders.....	390
Club Records.....	388
First ML At-Bat.....	371
Home Field.....	391
Individual Records.....	389
Leaders by Position.....	390
Team Records.....	363
Last Time It Happened.....	432-434
League Park.....	28
Managers.....	356
Miscellaneous Records.....	415
Opening Day Line-Ups.....	361-3565
Ownership Information.....	42-43

Pitching

Leaders, Year-by-Year.....	398-402
No-Hit Games Against Indians.....	405
No-Hit Games By Indians.....	405
Saves, 20 or More in A Season.....	402
Strikeouts.....	404
Twenty Game Winners, Indians.....	408

Pitching Records

All-Time Career Leaders.....	396
All-Time Single Season Leaders.....	397
Club/Game.....	404
Club/Season.....	403
Individual/Game, Inning.....	405
Individual/Lifetime.....	405
Individual/Season.....	406-407
League Leaders.....	409-410
Rookie Records.....	406
Retired Uniform Numbers.....	348-354
Sockalexis, Louis.....	16-17
Starts, Best and Worst.....	355
Streaks, Winning and Losing.....	357
Team Names.....	16-17
Tenure with Indians.....	358
Transactions, Off-Season 2017-18.....	334
Uniforms.....	18-19

SEASON IN REVIEW, 2017

Catching Breakdown.....	323
Day-by-Day.....	325-327
Disabled List.....	334

Indians Statistics

Batting.....	329
Pitching.....	330
Miscellaneous Stats.....	323-324
Record by Day of Week, by Month.....	323
Runs by Inning.....	323
Standings.....	322
Team Highlights.....	314-322
Transactions.....	332-334
Won-Lost Breakdown.....	328

The 2018 Cleveland Indians Information & Record Book was produced by the club's Baseball Information staff: Bart Swain, Court Berry-Tripp, Ryan Milowicki and Nina Zimmerman. Special thanks to Kaley Adams for her work on the 2017 season summary and postseason. Statistical and transaction information courtesy of MLB Baseball Information System, the Elias Sports Bureau, STATS LLC & Baseball-Reference.com. Special thanks to SABR's David Vincent (RIP), Aaron Charlton/Jeff Chernow of STATS LLC, Jerod Scheetz and John Krepp for research assistance. Unless otherwise specified, photos throughout book courtesy of Dan Mendlik, Gregory Drezdon or from Cleveland Indians archives. Information included herein was current as of Feb. 5, 2018. This is a copyrighted publication; all rights reserved. Any reproduction without written consent from the Cleveland Indians is prohibited.

A HISTORY OF THE CLEVELAND INDIANS

Original text by Scott Lax; edits by Cleveland Indians Communications

INTRODUCTION: A DEEP AND RICH HISTORY

Cleveland's baseball teams have played an important role in the history of a timeless game that was re-invented and standardized in the United States in the first half of the 19th Century. Baseball as a Cleveland tradition dates back to the middle of the 19th century. The year 2018 marks the 148th year of professional baseball in Cleveland, Ohio.

Now in its 118th season, the Cleveland Indians franchise is one of only four Charter American League clubs – along with Chicago, Boston and Detroit – to play continuously in one city.



Cy Young

Cleveland baseball clubs have seen some of the greatest ballplayers to ever play the game. Cleveland teams have experienced breathtaking moments, glorious highs and heartbreaking lows. And perhaps just as importantly, countless fans have experienced thousands of hours of satisfying innings

under spring, summer and autumn skies. One of America's greatest poets, Walt Whitman, said, "I see great things in baseball. It's our game – the American game." How amazing that Cleveland and its people were part of that greatness for more than twenty years of Walt Whitman's life.

Whatever the name of the Cleveland organization, and no matter where the games were played, the men who have played baseball, as well as owners, front office and staff, coaches, media and fans – all are part of the rich and exciting history of the Indians.

Professional baseball has deep roots in Cleveland. The game has been and remains part of the fabric of this great American city and region.

CLEVELAND BASEBALL BEFORE THE INDIANS

The American sport that came into existence in the first half of the 1800s officially began in Cleveland on Oct. 20, 1865, with a match-up between the Cleveland Forest Citys and the Oberlin Penfields. The Forest Citys played in the National Association, baseball's first professional league, from 1871-72 and traveled to Fort Wayne, Indiana for the league's first official game on May 4, 1871 against the Kekionga.

After seven years, Cleveland returned to pro baseball in 1879, in the three-year-old National League. In 1885, after six seasons, Cleveland dropped out of the National League. Then, in November 1886, Cleveland was admitted to the major league American Association, replacing Pittsburgh's team, which had moved to the National League. After only two seasons in its new league, Cleveland again returned to the National League in 1889.

By 1890, Cleveland was the tenth largest city in the country, and one of the most advanced. Among other accomplishments, individuals in Cleveland pioneered streetlights, and an indoor shopping center, still known the Arcade. It also had two major league teams – one in the National League, and another in the new Players' League – which folded after that season. The American Association folded, too, all of which gave the National League a major league baseball monopoly.

From 1891 through 1899, Cleveland baseball had mixed success during its time in the National League. Led by Hall of Fame pitcher and future legend, Cy Young, on May 1, 1891, the Cleveland Spiders began playing at the then-new League Park, located at the corner of E. 66th St. and Lexington Avenue.

Cleveland never led the National League in wins, but the Spiders nevertheless earned three trips to the league's championship series. Cleveland lost the championship series to Boston in 1892, but defeated Boston to win the Temple Cup championship in 1895. Cleveland lost the Temple cup rematch to Boston in 1896.

In 1897, Louis Sockalexis, a gifted outfielder and Native American from the Penobscot tribe, joined the Cleveland Spiders. Sockalexis played 94 games for the Spiders, from 1897 through 1899. Those club's



experienced some brutal losing seasons. When club owner Frank DeHaas Robison, who also owned the N.L.'s St. Louis franchise – a conflict of interest not permitted under current rules – sent Cleveland's best players to St. Louis, the team then endured the worst season in professional baseball history, with a record of 20-134.

The bad news was that Cleveland was dropped from the National League. The good news was that a door was opened for a new franchise in a new league.

With the dawn of a new century, the Cleveland of 1900 was an established major league city. This was ideal for the designs of a man named Ban Johnson, who turned his minor league Western League into major league competition for the National League. Financed by Cleveland Charles Somers, Johnson's minor league Western League became the major league American League after a year of minor league play. Cleveland's new franchise played at Cleveland's established baseball home, League Park.

Cleveland made history on April 24, 1901, traveling to Chicago for the first American League game in baseball history, falling to the White Stockings by a score of 8-2. Nature helped, as all the other American League games were rained out that day.



Nap Lajoie

After its inaugural season, Cleveland acquired the future Hall-of-Famer and rival of Ty Cobb, Napoleon Lajoie, from Connie Mack's Philadelphia Athletics, who sent Lajoie to Cleveland to pump up the new league. In addition, Cleveland acquired another future Hall-of-Famer in rookie pitcher Addie Joss.

More name changes came about during the first decade of the 20th Century, as the team's name fluctuated between the Blues, Bluebirds and Broncos between 1902-03. In honor of their great player-manager, Lajoie, the franchise officially became known as the Cleveland Naps in 1903.

Now the team had a home ballpark, strong ownership, and future Hall of Fame players in Lajoie, Joss and outfielder Elmer Flick. Under player-manager Lajoie, Cleveland peaked in 1908 with a pennant race with Chicago and Detroit.

Cleveland had other solid players: third baseman Bill Bradley, first basemen George Stovall, and shortstop Terry Turner. "Addie" Joss, who was born in Toledo, Ohio, pitched a perfect game for Cleveland – only the second perfect game in history, with Cy Young having pitched the first – but the Naps finished second to the Detroit Tigers.

The next year, Lajoie had had enough of doing double-duty as a player-manager and returned to player-only status. The result was that he upped his batting average and engaged Ty Cobb in a famous batting race in 1910, one that historians haven't yet settled as to the winner.

Another player destined for fame and infamy, "Shoeless Joe" Jackson came to Cleveland from Connie Mack's Athletics. The legendary outfielder would surpass Lajoie as Cleveland's all-time batting leader, but couldn't bring the team a title.



Addie Joss



Joe Jackson

In 1911, Addie Joss died suddenly of spinal meningitis at the age of 31. The team held a benefit game to raise money for Joss's survivors on July 24, 1911 at League Park. The charity game also became the forerunner of today's All-Star Game. Featuring legends and future Hall-of-Famers Ty Cobb

(wearing a Cleveland uniform because he forgot his Detroit uniform), Tris Speaker, Eddie Collins, Frank "Home Run" Baker, Sam Crawford, Bobby Wallace and Walter Johnson, as well as Cleveland players Lajoie and Cy Young, who had returned to Cleveland in 1909 to finish a career that had begun with the Cleveland Spiders. Young was destined for history, becoming the namesake of the ultimate award for a MLB pitcher, and by winning 511 wins during his 22- year career.

Cleveland tried to build another contender with Lajoie, Jackson, shortstop Ray Chapman, catcher Steve O'Neill, and pitchers Cy Falkenberg and Vean Gregg. But the upstart Federal League blocked Cleveland's rebuilding efforts, as they raided both American League and National League Teams, and they hit Cleveland particularly hard by grabbing Falkenberg.

Consequently, the Cleveland Naps lost a then-franchise record 102 games in 1914. To make matters worse, attendance sank to disastrous lows. The era of Lajoie came to a close, and with his departure, following the 1914 season the franchise decided it was time for a name change.

On January 17, 1915, The Plain Dealer reported, "President Somers invited the Cleveland baseball writers to make the selection. The title of Indians was their choice, it having been one of the names applied to the old National League club of Cleveland many years ago."

New name or not, Somers needed to raise money for his team. He released Lajoie and traded Joe Jackson to Chicago for three players and much needed cash. It wasn't enough to keep his ownership feasible, however.

Enter Iowa-born Jim "Sunny" Dunn, who helped finance a deal that brought the great centerfielder Tris Speaker – who had been embroiled in a contract dispute with the Boston Red Sox – to Cleveland.

Dunn was now owner of the Cleveland Indians. Led by Speaker and manager Lee Fohl, the Indians narrowly missed winning the pennant in 1918. In 1919, Dunn fired Fohl and made Speaker player-manager. The Indians finished a close second yet again.



Tris Speaker

By 1920, Speaker had a formidable team that led the American League in runs scored, doubles, triples, RBIs, walks and a team .303 batting average. Speaker, outfielder Elmer Smith, and third baseman Larry Gardner each drove in more than 100 runs. Jim Bagby led the American League in wins with a club record 31, winning percentage, games, starts, complete games and innings pitched. Stan Coveleski became the first of many Indians pitchers to lead the American League in strikeouts. Coveleski won 24 games, plus three more in the World Series. Former Yankee pitching ace Ray Caldwell added 20 victories.

TRAGEDY AND TRIUMPH FOR THE TRIBE

Nothing could prepare the talented and revived Cleveland Indians for what would be the first tragic death to affect the team. Star shortstop Ray Chapman was struck in the head by a pitch that was thrown by Yankees pitcher Carl Mays at the Polo Grounds in New York. He died twenty-one hours later. Chapman has a legacy beyond his on-field excellence, for he remains the only player in major league history to die from being hit by a pitch. His death led to numerous changes to the game – changing out dirty baseballs to keep them from being difficult to see, and eventually the batting helmet, which has likely saved numerous lives.

A rookie, Joe Sewell, replaced Chapman and began his own stellar Hall-of-Fame career. Late season call-up Duster Mails pitched a perfect 7-0, and helped the Indians hold off the Yankees and Chicago White Sox.

The Indians won the pennant, and went on to play the World Series against the Brooklyn Robins (Dodgers) in a history-laden, nine-game series. Elmer Smith hit the first grand slam in Series history, and Jim Bagby was the first pitcher to hit a home run in the World Series. Second baseman Bill Wambsgans pulled off the first and only unassisted triple play in World Series history. All of those feats were accomplished in the fifth game of the nine-game series, on October 10, 1920, at Cleveland's League Park.

On the strength of those still-amazing feats, among other great plays, The Cleveland Indians won the 1920 World Series.

The Speaker/Dunn era fielded two more contending teams, in 1921 and 1926, but fell short of winning the World Series. Still, there were significant highlights: George Uhle, a relief pitcher in 1920, emerged as the Indians ace and led the American League in wins in 1923 and 1926. Uhle joined Speaker and Sewell as



Stan Coveleski

cornerstones of the 1920's Tribe. "The Grey Eagle" – Tris Speaker – resigned following the 1926 season because of a gambling scandal. On January 27 of the next year, Speaker, along with Ty Cobb, was cleared of gambling charges. Though Sunny Dunn, through his estate, maintained ownership of the Indians through the 1927 season, on November 27, the team was sold to a syndicate led by John Sherwin and Alva Bradley.

THE 1930s and 1940s: A NEW ERA OF GREATNESS

The decades of the 1930's and 1940's that followed the Speaker/Dunn era brought more great baseball to a city that was making history in other ways. Clevelander Jesse Owens won four gold medals at the Berlin Olympics in 1936, and in so doing humiliated Hitler and his twisted theory of racial supremacy. The new Cleveland Browns football team won all four All-American Football Conference titles between 1946 and 1949.

A golden era for the Indians was beginning, too. This period saw future baseball legends Earl Averill, Mel Harder, Bob Feller and Lou Boudreau – the first four Indians to have their uniform numbers retired – as well as a new stadium and new ownership.


On July 31, 1932, the Indians began playing at the huge new Cleveland Municipal Stadium. The first game in its new home saw a pitchers' battle, with Philadelphia's Lefty Grove edging Harder 1-0 in front of more than 80,000 fans. The grand stadium fueled grand dreams for the team and its fans, but no championship under the Bradley ownership.



Ray Chapman's Grave

The high cost of the stadium forced the club back to League Park from 1933 to 1936, and for all but Sunday and holiday games beginning in 1937. League Park had no lights, so the Indians began playing night games at the new stadium. It was an auspicious start to night games, as on June 27, 1939, Bob Feller threw a one-hitter against the Detroit Tigers.

Other highlights of the Bradley ownership included Wes Ferrell's four straight 20-win seasons, Lew Fonseca's 1929 batting title, the batting heroics of Hal Trosky as well as Cleveland's sandlot-



Mel Harder

star-turned-pro, Joe Vosmik.

North Carolina native Johnny Allen, who went from bellhop to New York Yankees pitcher, had a 15-game winning streak in 1937 with the Indians, as well as being part of one of baseball's wackier incidents. On June 7, 1938, umpire Bill McGowan ordered him off the mound for wearing a uniform with a tattered sleeve. It worked out pretty well for Allen, whose \$250 fine was repaid to the pitcher by owner Bradley. The uniform went on display at Higbees department store in Cleveland, and eventually at the Baseball Hall of Fame in Cooperstown, New York.

Five managers served the Bradley ownership, including Hall of Fame pitcher Walter Johnson and former Indians players Roger Peckinpaugh and Steve O'Neill (no relation to future Indians owner Francis J. "Steve" O'Neill). Ossie Vitt, fresh off a 109-win season as manager of the International League Newark Bears in 1937, replaced O'Neill. Despite an abrasive style, Vitt guided the Indians back to the top of the American League.

Rookies Lou Boudreau and Ray Mack gave the 1940 Indians legitimate pennant hopes. In an auspicious start to the season, Bob Feller pitched a no-hitter against the White Sox in Chicago. Nonetheless, the team mutinied against Manager Vitt by going to Bradley to request his firing.



Bradley's refusal to fire Vitt became national news, as the Cleveland ballplayers were branded "The Crybabies."

By the end of the season, the Indians finished a game behind the Tigers, and Vitt was subsequently fired.

Still, the near miss in 1940 didn't diminish the brilliant pitching of right-handed fastballer Bob Feller, who would earn the nicknames "Rapid Robert" and "Bullet Bob." That year he won 27 games, a win record not equaled by any Indians pitcher since. From his arrival in Cleveland in 1936 as the youngest player to ever wear an Indians uniform at seventeen years old, to his enlistment in the U.S. Navy in 1941, Feller was the main focus of the attention of fans and media in Cleveland. Signed by super scout and former major league pitcher Cy Slapnicka, Feller made history numerous times for the Indians. Among his fourteen regular season appearances in 1936 was a 15-strikeout effort against the St. Louis Browns in his first major league start. He also posted 17 strikeouts that year against the Athletics.

During his first six seasons, Feller won 107 games and led the American League in strikeouts four consecutive years from 1938 through 1941. Rapid Robert Feller had a record-setting 18-strikeout game against Detroit on October 2, 1938. Just as Lou Boudreau became player-manager for the Indians at the young age of 24, Feller left for his military duty.

Boudreau stepped in and stepped up, winning the American League batting title in 1944. (He would also lead all major league players with 1,578 hits during the 1940's.) Despite his efforts, the Indians never seriously competed during the war years.



Earl Averill

After the war was over, Feller returned to a hero's welcome in 1945, as well as returning to the forefront of big league pitchers in 1946, when he led the majors with 26 wins and a club record of 348 strikeouts.

VEECK ERA BRINGS A SERIES TITLE TO CLEVELAND

The end of the war signaled a new and progressive era in America. Bill Veeck, the son of a Chicago sportswriter, may have been the most creative club owners in baseball history. (Veeck also owned the St. Louis Browns and the Chicago White Sox in his career.) In 1946, Veeck put the Indians in Cleveland Municipal Stadium on a full-time basis starting with the 1947 season. He had sold



Bob Feller and Manager Steve O'Neill

baseball judgment, and built a pennant contender. Veeck signed African-American player Larry Doby in 1947, only eleven weeks after Jackie Robinson broke the color barrier by signing with the Brooklyn Dodgers in the National League. Veeck also signed 42-year-old Satchel Paige. He kept Boudreau as player-manager.

In 1948, the Indians led the American League in batting average, ERA, and fielding average. Boudreau won the MVP award, and rookie sensation Gene Bearden joined infielder/outfielder-turned pitcher Bob Lemon as a 20-game winner, while Feller won 19 games.

Ken Keltner, Joe Gordon and Eddie Robinson joined Boudreau to form a great infield, with Jim Hegan as an outstanding catcher.



Walter Johnson addresses the team.

The Indians took the American League Pennant in a sizzling race capped by a historic one-game playoff against the Red Sox at Fenway Park in Boston. The Indians then went on to defeat the Boston Braves in six games to win the Series.

In short, the 1948 World Series Champion Cleveland Indians were Bill Veeck's masterpiece. Leaving at the top, but not without personal and financial pressures helping to motivate his departure, Veeck moved on in 1949.

MORE EXCELLENCE IN THE A.L. LOPEZ ERA

Five-time All-Star, Hall-of-Famer, and legendary slugger Hank Greenberg became the Indians general manager in 1949. After a disappointing fourth-place finish in 1950, Greenberg fired Lou Boudreau, replacing him with A.L. Lopez. Lopez gained the nickname "El Señor," owing to his Hispanic heritage and refined manner. Beginning in 1951, Lopez began his stellar career as a manager.

Also of note in 1951, the American League celebrated its 50th anniversary and the Indians became the first franchise to establish a team Hall of Fame. Fan balloting named the formidable line-up. The first ten inductees were Hal Trosky (1B), Nap Lajoie (2B), Joe Sewell (SS), Ken Keltner (3B), Tris Speaker (OF), Joe Jackson (OF), Steve O'Neill (C), Cy Young (P), and Mel Harder (P).

Outstanding pitching dominated the Lopez-managed Indians. Bob Lemon, Early Wynn and Mike Garcia anchored a rotation that helped the Tribe finish no lower than second place. The powerful Cleveland offense, led by Larry Doby, A.L. Rosen and Luke Easter actually out-hit the "Bronx Bombers" New York Yankees throughout the 1950s, leading the American League in home runs six times. The Indians won their third pennant in club history with an American League record 111 wins in 1954. In keeping with New York teams being a thorn in the Indians' side, the New York Giants won the 1954 World Series in a shocking four-game sweep.

The powerhouse Indians were aging by the mid-50s, but young talents such as 1955 Rookie-of-the-Year pitcher Herb Score, Rocky Colavito, Roger Maris, Jim Perry and Jim Grant bolstered the team. Herb Score was struck by a line drive hit by New York's Gil McDougald in 1957, but regained his 20/20 vision and returned late in the 1958 season. Hampered by other injuries to his throwing arm, Score was traded after the 1959 season, but remains one of the most beloved personalities in team history.

TOUGHER TIMES FOR THE TRIBE

Kerby Farrell managed the Tribe for a single season in 1957. A.L. Rosen had retired after the previous season and the Indians slid to the back of the American League. Attendance sunk, as well.

A new management team of William R. Daley as president and Frank Lane as general manager were in place in 1958. Lane made history, but not in a positive way: known as "Trader Lane," the GM made sixty separate deals between December 2, 1957 and December

15, 1959. He sent eventual home run record-setter, Roger Maris, to the Kansas City Athletics. Yet the Tribe contended in 1959, finishing a close second to the Chicago White Sox. The 1959 Indians led the American League in home runs, runs scored, batting average and slugging percentage. Home attendance was fourth in the majors, and up by 125 percent.



Bill Veeck and Larry Doby

Most notorious of all – and devastating to many Cleveland fans – Trader Lane sent Tribe hero Rocky Colavito to Detroit in exchange for American League batting champ Harvey Kuenn on April 16, 1960. "The Rock" had been co-home run champion in 1959, and hit 129 homers over four seasons, including four during a game in Baltimore on June 20, 1959. Colavito was also known as the most charismatic Indian of his era.

After the brief and controversial tenure of Frank Lane, the Indians hired Gabe Paul. Paul wore many hats at different times with the Tribe, as GM, part owner, and CEO for the club between 1961 and 1973, and 1978 and 1984.



Al Lopez

THE 1960s and 1970s: A MIXED BAG FOR THE INDIANS

The entire country was undergoing change and turmoil during the '60s and '70s. President Kennedy and his brother, Senator Robert F. Kennedy, were assassinated, along with civil rights leader Dr. Martin Luther King, Jr. As

well, the Vietnam War challenged the nation, and a counter-culture rose up. Many cities, including Cleveland, were losing population, and in general decline.

The Indians were something of a barometer of the era, as the team suffered economically during the two decades. Seven ownership changes in 25 years – as many as occurred in the first 60 years of the franchise – and the team and the fans endured constant rumors that it would relocate to another city.

Teams of 1962, 1965 and 1968 were perhaps a player away from serious pennant contention. The 1968 Indians, owned by Vernon Stouffer, managed by Alvin Dark and led by pitcher Luis Tiant, was the only Tribe team from 1960 through 1993 to finish as high as third place. Yet the 1962 and 1965 teams battled for first place beyond mid-season before fading by September.

In a move aimed as much at the dwindling box office as the standings, Rocky Colavito was reacquired following the 1964 season. His return sparked a better season and attendance, but getting Rocky back in Cleveland came at a high cost: future stars Tommy John and Tommie Agee.

Tiant's standout 1968 season, with 21 wins and a league-leading ERA of 1.60, was unfortunately followed by arm problems and sudden departure in 1969 to the Minnesota Twins.

Another highlight was pitcher "Sudden" Sam McDowell, a four-time strike-out leader during the '60's. In 1965, McDowell pitched his way to a league-low 2.18 ERA, league-high 325 strikeouts – the most ever by a Tribe lefty – and two consecutive one-hitters.



Herb Score

For all his brilliance, including a 20-win season in 1970, McDowell's inconsistency mirrored that of the team's. Ken Harrelson, a colorful player and 1968 American League RBI champion, was acquired amid much fanfare in 1969, but broke

his leg in 1970 and retired. Catcher Ray Fosse seemed destined for stardom until a memorable home plate collision with Pete Rose at the end of the 1970 All-Star Game. An aggressive player, Fosse suffered numerous injuries, and was traded to the Oakland Athletics in 1973.

Lack of stability and problems with finances led the Indians to place an emphasis on immediate benefits over a long-range plan for success. This led to memorable individual achievements, but little team accolades.



Al Rosen and Bob Lemon



Rocky Colavito and Frank Lane



Gabe Paul and Phil Seghi

In 1972, Sam McDowell was traded to San Francisco for Gaylord Perry and Frank McDuffy. In his first year with the Tribe, Perry won the Cy Young Award by pitching a spectacular 24-win

season. Perry worked for a new Tribe management that included owner Nick Mileti and manager Ken Aspromonte. When GM Gabe Paul left Cleveland to run the Yankees organization, Phil Seghi became the general manager of the Indians in 1973.

Gaylord Perry had a stellar first half in 1974, pitching his way to a 15-game win streak, which tied Johnny Allen's club record. The '74 Indians, managed by Aspromonte and feature players Buddy Bell, George Hendrick and Charlie Spikes along with Perry, were only a half game out of first place on July 4 and in second place as late as August 22, before the team ended the season in fourth place.

An unfortunate "ten-cent beer night" at Municipal Stadium on June 4, 1974, set off a 9th-inning riot that resulted in a Tribe forfeit.

The Indians would follow this mini-disaster with one of its greatest accomplishments as a leader in diversity in professional sports.



Sam McDowell



Gaylord and Jim Perry

On October 3, 1974, Executive Vice President of the Indians Ted Bonda introduced Frank Robinson as the league's first African-American manager. A player-manager, Robinson's first at-bat, at Opening Day in 1975, was a home run shot. Indians fans would later vote that at-bat as the most memorable moment in team history.

Robinson's 1976 Indians were the first with a winning record since 1968. However a slow start in 1977 turned Robinson into yet another short-lived Tribe skipper. From the departure of A.L. Lopez to the arrival of Mike Hargrove, a period from 1957 to 1991, no Tribe manager lasted four full seasons.

In one of the most productive trades the Indians ever made, Phil Seghi obtained first baseman/designated hitter Andre Thornton from the Montreal Expos for pitcher Jackie Brown. Thornton played for the Tribe for ten years, from 1977 through 1987.

Thornton battled injuries and dealt with the tragedy of losing his wife and daughter in an automobile accident. Through it all, Andre Thornton became one of the Cleveland's all-time leading home run hitters, a two time All-Star. He won other awards, and became one of Cleveland's most respected players.

Less successful for the Tribe was its first attempt at free agency. In 1976, the Indians signed pitcher Wayne Garland to a 10-year, \$2.3 million contract. But Garland suffered an arm injury and won just 55 games in five seasons with Cleveland.

In 1978, F.J. "Steve" O'Neill rescued the financially troubled Cleveland. O'Neill had been a minority shareholder in the club before departing, with Gabe Paul, to take an ownership in the Yankees in 1973. O'Neill brought Paul back to Cleveland as CEO of the Indians.

THE 1980s and 1990s – MORE TRAGEDY FOR THE TRIBE, BUT WINNING RETURNS TO THE “COMEBACK CITY” IN THE JOHN HART-MIKE HARGROVE ERA

As the new decade of the '80's dawned in Cleveland, rookie sensation Joe Charboneau, who was brought up from the minors to sub for injured Andre Thornton, seemed to be yet another player destined for stardom. Despite a penchant for off-field hijinks and controversy, Joe won Rookie of the Year in 1980. A back injury cut his promising career with the Tribe short, however, but by 1981 "Super Joe" was back in the minors.

On May 15, 1981, Tribe pitcher Len Barker pitched the tenth perfect game in baseball history. In a strike-torn season, it gave Cleveland fans hope.

More fireworks were to come in 1981, when Cleveland hosted the 1981 All-Star Game that signaled the end of the 50-day long players' strike. Cleveland set its third All-Star Game Attendance record with a crowd of 72,086 at Cleveland Municipal Stadium.



Frank Robinson



Andre Thornton

Despite an effective pitching staff led by Barker, newcomer Bert Blyleven, John Denny, Rick Waits and Garland, the Indians finished just over .500 and in sixth place.

Still, the All-Star Game was a harbinger of the City of Cleveland was making a comeback. By 1986, the Indians were back, too, with one of the best offenses in baseball. The Tribe led the American League in runs and attracted the highest attendance for the first time since 1959. Along with Andre Thornton, who made his own courageous comeback in 1982 after missing all the 1980 and most of the 1981 seasons, leading the Indians offense were Joe Carter, Cory Snyder, Brook Jacoby, Brett Butler and Julio Franco. The Tribe improved by 24 games for its most wins since 1968.

Fans in Cleveland had long proved that they would support an exciting and winning ball club. The estate of Steve O'Neill sold the team to brothers Richard and David Jacobs in 1986, and a rebuilding process began. The next year was a tough one, as the team lost 101 games.

The Jacobs brothers hired Indians Farm Director Hank Peters to begin their complete rebuilding process. The new leadership emphasized player development. As well, Dick Jacobs, a prominent Cleveland civic leader and businessman, made it clear that the team needed a new ballpark as part of that rebuilding. Voters had defeated a ballot issue in 1984 to create a new, domed stadium. Six years later, in a much-contested ballot issue, Cuyahoga County voters narrowly approved a tax on alcohol and cigarettes to fund what was known as the Gateway complex – a new arena for the Cleveland Cavaliers, and a ballpark for the Indians right next door.

But before that would happen, the organization's "Blueprint for Success" had to take on one of the weakest farm systems in baseball. Beginning with former Baltimore GM Hank Peters, who became president of the Cleveland Indians in 1987, more talent came from Baltimore as John Hart was groomed as a successor to Peters and Dan O'Dowd to run the farm system. As a result, in 1992 the Indians were named baseball's "Organization of the Year," by *Baseball America*, and there was little doubt that the Tribe was a team with a bright future.

The new management team wisely gained control over the organization's costs by extending long-term contracts to young players. They also aggressively traded for excellent talent: Sandy Alomar, Jr., and Carlos Baerga arrived from San Diego in exchange for Joe Carter. Alomar, Jr. became Cleveland's fourth Rookie of the Year. Though the Tribe still struggled – in 1991 it recorded 105 losses – progress was being made, as the improved farm system began to produce talent that would prove to make a huge difference.



Joe Charboneau and Rick Manning


The Tribe slugged its way into a first-place battle with the White Sox in the new American League Central Division, only to have the excitement ended by a players strike on August 12. The strike wiped out the promising season, as well as post-season play. Indians fans, who had waited a long time, were as disappointed as the players and front office at a dream postponed.

The next year, after another postponement of 18 games, the 1995 season began when owners and players settled the strike. But the

On March 22, 1993, another horrible tragedy struck the Indians. Two Indians players, Steve Olin and Tim Crews were killed, and a third, Bob Ojeda was seriously injured in a boating accident on Little Lake Nellie in Clermont, Florida.

fans hopes would be rewarded: The Cleveland Indians had put together one of the greatest seasons in baseball history, winning

Led by manager Mike Hargrove, who managed from 1991-1999, the Indians battled through an emotional final season in Cleveland Municipal Stadium. Attendance that year topped two million fans for the first time since 1949, during the final series, when Cleveland hosted old rivals, the Chicago White Sox.



Kenny Lofton and Mike Hargrove

The next year, Cleveland's new park, with its scenic views and state-of-the-art facilities, became a symbol of the Indians oncoming success in the 1990's. The Tribe would be a baseball force again. The organization and the new ballpark attracted stellar free agents, both ex-Orioles. Pitcher Dennis Martinez and first baseman Eddie Murray were accustomed to winning, and the veterans joined an emerging young powerhouse lineup that featured Alomar, Jr., Baerga, Kenny Lofton – who was obtained by Hart from Houston in a savvy 1991 trade. They joined Cleveland farm players Albert Belle, Jim Thome, Manny Ramirez and pitcher Charles Nagy, who were stars in the making.

the club's first American League championship since 1954 by crushing the rest of the division with a lead of 30 games. Only the 1954 Indians had won more games and had a higher winner percentage than the '95 team.



Brett Butler and Joe Carter

An explosive offense was aided by outstanding pitching, bolstered by the acquisition of pitching ace Orel Hershiser. For the first time since 1968, Cleveland pitching led the American League in ERA. Belle became the first player ever to combine 50 doubles and 50 home runs in the same season, and the first to hit 100 extra-base hits in one season since Stan Musial in 1948. Jose Mesa, another former Oriole acquired by Hart in '92 in exchange for a minor leaguer, was forced into the closer role. He responded with a near-perfect 46 saves – a club record – in 48 opportunities.

Cleveland swept Boston in the American League Division Series and beat Seattle in the American League Championship Series. But the overpowering pitching of the Atlanta Braves kept the Indians from completing its dream season, as Atlanta beat the Tribe in six games.



Dick Jacobs

Fans in Cleveland came through in their support for the surging Tribe and sold out the entire 1996 season prior to opening game. Despite disappointing seasons from expected pitching ace Jack McDowell, the Indians in turn proved the 1995 season was no fluke as they won 99 games – the best in the majors. They again led the American

League in batting average and ERA as they won another A.L. Central Championship. Belle and Lofton became the club's all-time leaders in home runs and stolen bases, respectively. But the Orioles shocked the Tribe in the postseason by sweeping them in four games.

In 1997, Hart and the Tribe retooled after losing Belle to the White Sox in free agency. The team acquired slugger Matt Williams through a trade, and in a daring deal right before Opening Day, sent Lofton to the Braves and brought outfielders Marquis Grissom and David Justice to Cleveland. The Tribe battled to its third-straight division title with a record of 86-75.

Sandy Alomar, Jr. had a storybook season, and led Cleveland through one of the most exciting months in its history. Thrilling victories over the Yankees in five games and the Orioles in six put Cleveland back in the World Series for the second time in three years.

The Indians and Florida Marlins went down to the wire, taking the Series to seven games. The seventh game went into extra innings. The final, 11th inning was perhaps the most gripping inning in Indians history and the one-run loss the most heartbreaking.

One of the phenomenal things about Cleveland's success in 1997, however, was that twelve of the players on the roster had not been with the team in 1996 Division Series. Unlikely October '97 heroes included rookie pitcher Jaret Wright, pitcher Chad Ogea and infielder Tony Fernandez.



Carlos Baerga

By 1998, Cleveland was clearly the dominant team in the American League Central Division. A fourth-straight Division crown seemed to be a lock. Lofton was back with the team, reacquired as a free agent, and slugger Travis Fryman replaced Williams as Cleveland and Arizona swapped third basemen.



Steve Olin

The Indians won the Central with a record of 89-73, then beat the Red Sox to earn a third ALCS berth in four years. Cleveland became the only team to win any postseason games from the record setting 1998 Yankees in the ALCS. That fact was little consolation, though, as the Yanks beat the Tribe in six games.

The 1999 Indians delivered an even better regular season with a 97-65 record and fifth-straight American League Central Division Title. (Only two other teams have won as many as five straight division titles.)

Led by Manny Ramirez and Roberto Alomar – Sandy's brother, and another ex-Oriole signed as a free agent – Cleveland set a team record with 1,009 runs scored, only the seventh team in MLB history to score 1,000 or more runs in a single season.

Ramirez drove in 165 runs, breaking Hal Trosky's club record of 162 in 1936. Robbie Alomar set a new club record for (24) and RBI (120) by a switch-hitter. Both Robbie Alomar and Omar Vizquel earned Gold Gloves for their defense. In Vizquel's case, it was his sixth straight. Young Bartolo Colon's 18 wins were the most by a Tribe pitcher since Blyleven's 19 in 1984.

Despite that record-breaking, exciting season, the wildcard Red Sox defeated the Indians in five games in the Division Series, making the quest for a World Series wait.

After the season, Mike Hargrove, the second-most winning manager in Indians history, was fired. GM Hart hired hitting coach Charlie Manuel, who had led Cleveland's Triple-A affiliates to league titles in 1992 and 1993, as his successor.



Dennis Martinez and Orel Hershiser

A NEW CENTURY: DOLAN/SHAPIRO/ ANTONETTI ERA

In February of 2000, Lawrence J. Dolan and family trusts acquired all outstanding stock in the Cleveland Indians Baseball Company, Inc. With that, the David and Richard Jacobs era in Cleveland baseball was over.

Cleveland's first real race for a postseason berth since 1959 ended on the final day of the regular season when Seattle edged the Indians for the American League wild card. The Tribe reached the 90-win mark at 90-72 for the fourth time in six seasons. Free agent acquisition Chuck Finley tied Dave Burba for a club high 16 wins. Cleveland's sellout streak reached 454 consecutive games (eventually ending at 455 in 2001) and the Indians led MLB in attendance for the first time since 1948. Overall, the Dolan's first year was one of the most exciting in Cleveland Indians history.

In 2001, the Indians returned to the top of the Central Division standings with a record of 91-71, giving them their sixth American League Central Division title in seven seasons since 1995. Jim Thome hit the most home runs (49) by a left-handed hitter in club history. Thome also had a career-high 124 RBI. Juan Gonzalez, in his only year with the Indians, added 140 RBI.

C.C. Sabathia, the Tribe's 21-year-old sensation and the #1 pick in the 1998 draft, won a team-high 17 games and came in second in the American League Rookie of the Year balloting.

Hart left the Indians after eleven years at the helm and Mark Shapiro became the new general manager.

But the dazzling success of the 1990s—eight straight seasons from 1994 through 2001—meant Shapiro inherited a depleted farm system and years of picking late in the first round. There was an additional cost of trades of high-level prospects for older players that had been made in order to keep the Indians at a championship level. Shapiro, known for innovation, would need to rebuild.



Sandy Alomar, Jr.

In 2002, Charlie Manuel was let go and replaced by Joel Skinner. The Tribe came in third place with a 74-88 record, but there were individual highlights. Among them, Jim Thome had a single-season club record of 52 home runs in his last year with the Tribe. Thome left with a career-record total of 334 home runs as an Indian. (Thome would return in 2011.)

Shapiro named Eric Wedge as the club's 39th manager for the 2003 season. The Tribe posted a 68-94 season in his first season as Jody Gerut led the team in home runs and RBI on his way to *The Sporting News* Rookie of the Year honor.

In 2004, the Indians improved by 12 wins, to 80-82. In Wedge's second season, the Tribe was only a game out of first place in August as Victor Martinez established a new franchise record for RBI by a catcher (101) and Travis Hafner had 109 RBI as the Indians offense finished fifth in the league in runs scored with 858. The 2004 campaign was the final season for Indians all-time great shortstop Omar Vizquel, who played the second most games in franchise history at his position.

An impressive team core along with Shapiro's vision and Wedge's leadership paid off with a record of 93-69 in 2005, the sixth best record in MLB and the eighth highest win total in club history. In a heart-breaking final day loss to the White Sox, the Tribe barely missed the playoffs.



CC Sabathia & Cliff Lee

After a fourth-place finish in 2006 (78-84), the Indians again claimed the American League Central Division title in 2007 with an MLB-best equaling record of 96-66. The team advanced to its first ALCS since 1998 after defeating the New York Yankees in four games. The Tribe, however, lost to Boston in seven games.

Sabathia (19-7, 3.21 ERA) became the first Indians pitcher since 1972 to win the A.L. Cy Young Award. Eric Wedge was named American League Manager of the Year, becoming the first Indians manager to ever achieve that honor. Roberto Hernández (then known as Fausto Carmona) seemed to come out of nowhere to win 19 games, as well as finishing second in the American League in ERA, to give the Indians the best 1-2 tandem baseball along with Sabathia. Victor Martínez led the club with 114 RBI and finished seventh in the American League with 118 runs scored and won his first Rawlings Gold Glove. Indians starters led the American League in ERA as the Tribe finished third in total team ERA.

In 2008 the Indians fought their way to an 81-81 record after being 15 games below .500 in early August. Cliff Lee became the second consecutive Indians pitcher to win the Cy Young Award after going an amazing 22-3 with a 2.54 ERA in 31 starts. He did this without having made the Tribe's postseason roster the year before, and after a stint in Triple-A. Lee had the most wins by any Indian pitcher since Gaylord Perry in 1972 and the second highest winning percentage (.880) in club history.

The poor start in 2008 and expiring contracts of Casey Blake and C.C. Sabathia led the Indians to move in a younger, athletic direction. The team acquired Carlos Santana, Michael Brantley and Matt LaPorta. In 2009 the Indians finished with a 65-97 (.401) in Eric Wedge's final season as the Indians manager. Grady Sizemore's injuries and a pitching staff that posted a team ERA over 5.00 led the Indians to trade Lee, Victor Martínez, Ryan Garko and Mark DeRosa. In return the Tribe obtained promising players Carlos Carrasco and Justin Masterson, among others. After the season Manny Acta replaced Eric Wedge, who departed after seven seasons.



Grady Sizemore

In 2010, the Tribe finished with a disappointing final record of 69-93. Still, there were highlights. The team finished strong, winning seven of the last nine games, and going 16-14 in September and October. The Indians were hit hard by injuries. Standout players Grady Sizemore, Shin-Soo Choo and Asdrubal Cabrera were only in the lineup together 28 times in a 162-game regular season, or about 17 percent of the time. The Indians ended the season with the youngest roster in the Major Leagues. There was also a three-way trade at the deadline that did not garner many headlines at the time, as two-time Cy Young Award-winner Corey Kluber joined the club from the San Diego farm system for veteran Jake Westbrook.

The young team had a red-hot start in 2011 (80-82, 2nd place). The Tribe hit its season peak on May 23, going 15 games over .500 (30-15). Asdrubal Cabrera set a club record for home runs by a shortstop in a single season with 25, and Carlos Santana set a club record for home runs by a switch hitter with 27.

This season marked the return of Indians of Hall of Famer Jim Thome, who also returned to form for the final five weeks of the season. Thome batted .296 and had an .896 OPS (On-Base Plus Slugging) that would have led the club had it been over a full season. The Tribe's living legend remained a franchise record-holder in career home runs with 337, and walks, with 1008.

Outstanding individual achievements and big changes marked the 2012 season. The year started out strong, with the Indians achieving a season high eight games over .500 on May 23. On July 26, the Tribe played the Detroit Tigers and pounded Tiger pitcher Justin Verlander for four runs in the seventh inning for a tremendous come-from-behind victory, winning 5-3. The next day, July 27, marked an 18-45 run that included an 11-game losing streak. On September 27, Sandy Alomar, Jr. replaced Manny Acta as Manager.

THE FRANCONA EFFECT

The 2013 season marked the beginning of the Terry Francona era. Over his five campaigns at the helm the club has made the Postseason three times, posted winning marks in each season and possesses the best record in the American League over the span.

In 2013, the club posted a 24-game turnaround from 2012 (68-94 to 92-70) and earned an American League Wildcard berth before succumbing to Tampa Bay in a one-game playoff before a raucous Progressive Field crowd.

The Indians were propelled into the postseason on the heels of an historic 10-game winning streak to conclude the season, clinching a spot on the season's final day in Minnesota. The Indians swept an MLB record-tying seven four-game series and went 17-2 vs. the Chicago White Sox, finishing just 1.0 game back of Detroit despite going 4-15 vs. the Tigers. Offensively the Indians were the true definition of the word "team", as the club did not sport a player with 90 RBI or 90 runs scored.



Thome's Return in 2011

In 2014 and 2015, Francona led the club to winning mark's, capturing 85 games and 81 games, respectively over the two seasons as the club was in postseason contention up to the final week of each campaign. Corey Kluber (18-9, 2.44 ERA) enjoyed a breakout 2014 season, fanning 269 batters (6th-highest total in club history) on his way to becoming the fourth Cy Young Award winner in franchise history. Michael Brantley finished third in the 2014 A.L. MVP voting (.327, 45 2B, 20 HR, 97 RBI) as he became just the ninth player in MLB history to amass 200 hits, 45 doubles, 20 home runs and 20 steals within the same season. Indians pitching recorded the 2nd-lowest ERA in the A.L. in 2015 as Kluber and Carlos Carrasco each amassed over 200 strikeouts. In fact, the club became just the third team in MLB history to have four pitchers record at least 170 strikeouts in a season, the first since 1990.

The Indians captured their sixth American League pennant in 2016, winning the A.L. Central with a regular season record of 94-67, defeating the Boston Red Sox in the ALDS and Toronto in the ALCS. The Indians fell to the Chicago Cubs in an epic 7-game series that culminated with a game 7, extra-inning loss. Terry Francona captured his second A.L. Manager of the Year award and Corey Kluber (18-9, 3.14) finished third in the Cy Young Voting. The offensively balanced club was led by Francisco Lindor (.301, 99 runs), Jose Ramirez (.312, 76 RBI) and Carlos Santana (34 HR, 87 RBI) and Mike Napoli (34 HR, 101 RBI) in his lone season in Cleveland. The midseason acquisition of Andrew Miller stabilized the bullpen as he allowed just 3 runs in 19.1 postseason innings (1.40 ERA).



Corey Kluber, two-time Cy Young Award winner

CLEVELAND HALL OF FAME MEMBERS (45)

Earl Averill	Sandy Alomar, Jr.
Carlos Baerga	Jim Bagby, Sr.
Albert Belle	Bill Bradley
Lou Boudreau	Jesse Burkett
Ray Chapman	Rocky Colavito
Stan Coveleski	Larry Doby
Bob Feller	Wes Ferrell
Elmer Flick	Mike Garcia
Joe Gordon	Mel Harder
Mike Hargrove	Jim Hegan
Joe Jackson	Charlie Jamieson
Addie Joss	Ken Keltner
Nap Lajoie	Bob Lemon
Kenny Lofton	Al Lopez
Sam McDowell	Charles Nagy
Steve O'Neill	Satchel Paige
Gaylord Perry	Frank Robinson
Al Rosen	Herb Score
Louis Sockalexis	Joe Sewell
Tris Speaker	Jim Thome
Andre Thornton	Hal Trosky
Earl Vizquel	Early Wynn
Cy Young	

2017 will long be remembered for the American League-record 22-game winning streak from August 24-Sept. 14, the Cy Young performance from ace Corey Kluber (18-4, 2.25) and the All-Star season from José Ramirez, who earned 3rd place A.L. MVP honors. The club captured their second straight A.L. Central Division title (102-60), the ninth postseason trip for the club in the Progressive Field era. The staff led the league in ERA and set a Major League record in strikeouts as Kluber, Carlos Carrasco and Trevor Bauer became the first trio in MLB history to each record at least 16 wins and 190 strikeouts.

The club, coming off consecutive division titles, has a bright future and strong, returning core, led by a strong starting rotation under control thru at least the 2020 season.



Francisco Lindor reacts to game-tying, 9th inning during Game 22 of record winning streak

POSTSEASONS, PROGRESSIVE FIELD ERA (1994-2017)

1995
1996
1997
1998
1999
2001
2007
2013
2016
2017

History of Cleveland Names

1865 FOREST CITIES

Cleveland was known as the Forest Cities.

1889 SPIDERS

The 1889 Cleveland club was comprised of so many tall and skinny players, the management decided to accent their features, and changed the name of the club to Spiders.

1900 BLUES

Referring to the bright blue uniforms worn by the team.

1902 BRONCHOS

The 1902 Cleveland players didn't like the name Bluebirds. They voted and chose the more forceful nickname Bronchos.

1903 NAPS

The team discarded the blue uniforms and a local daily newspaper sponsored a naming contest. "Naps" was selected in honor of Napoleon Lajoie.

1915 INDIANS

Upon Lajoie's leaving Cleveland for Philadelphia following the 1914 season, team officials determined a new name was in order for the 1915 season.

According to The Plain Dealer of January 17, 1915, team owner Charles W. Somers invited the Cleveland baseball writers to help in the selection of a new club name. The writers solicited their readers for suggestions. Through this process the name "Cleveland Indians" was selected. "Indians" was one of the names used by

LOUIS FRANCIS SOCKALEXIS

Louis Francis Sockalexis (1871-1913) was a Penobscot Indian from Old Town, Maine and the first American Indian to play major league baseball and be clearly recognized as an Indian. His very presence during Cleveland's spring training of 1897 caused a sensation wherever Sockalexis went and first inspired the use of the nickname "Indians" for the Cleveland club by newspaper writers.



Indeed, Sockalexis' first season in a Cleveland uniform was a season comparable only to that of Jackie Robinson and Larry Doby as a landmark campaign featuring an athlete attempting to hurdle prejudice to succeed.

Sockalexis was considered one of the greatest collegiate baseball players of his day. He batted well over .400 in two seasons at Holy Cross College in Worcester, MA. In addition to his slugging prowess, "Sock" was known for his legendary long, accurate throws from the outfield to cut down runners and his base-stealing skill (he once stole six bases in one game against Brown University). So spectacular were his feats on the diamond at the school that, in 1956, when the Holy Cross Athletic Hall of Fame was created, Sockalexis was the very first athlete inducted.

Baseball Hall of Fame player-manager Hughie Jennings wrote of him: "At no time has a player crowded so many remarkable accomplishments into such a short period of time as Sockalexis. He should have been the greatest player of all times - greater than Cobb, Wagner, Lajoie, Hornsby or any of the other men who made history for the game."

Sockalexis broke the Native American color barrier in 1897 and paved the way for Manager John McGraw (who played against Sockalexis as a Baltimore third baseman in 1897) of the New York Giants to add catcher John Meyers and outfielder/Olympic champion Jim Thorpe to his roster, while legendary Manager Connie Mack (who praised Sockalexis in his autobiography) added future Hall of Fame pitcher Charlie Bender to his powerhouse Philadelphia A's teams of the early 20th Century. McGraw once wrote: "If Sock had stayed up for five years he could well have been better than Cobb, Wagner or Ruth."

In spite of the presence of three future Hall of Fame stars on the 1897 Cleveland Spiders club - Cy Young, Bobby Wallace and Jesse Burkett - it was Sockalexis everyone turned out to see play. And they were not disappointed. Against Hall of Fame pitcher Amos Rusie, possessor of the fastest and nastiest breaking pitch of his day, Sockalexis powered a long home run in his very first at bat in New York City at the Polo Grounds.

Louis Sockalexis was inducted into the Maine Sports Hall of Fame in 1985. He was also inducted, along with his second cousin, marathon runner Andrew Sockalexis (Boston Marathon second place finisher 1912 and 1913, 4th place finisher in the 1912 Olympic Marathon at Stockholm), into the American Indian Athletic Hall of Fame in April, 2000 in ceremonies in Tulsa, OK.

PLAYING RECORD

	G	BA	AB	R	H	2B	3B	HR	RBI	BB	SB
1897 CLE	66	.338	278	43	94	9	8	3	42	18	16
1898 CLE	21	.224	67	11	15	2	0	0	10	1	0
1899 CLE	7	.273	22	0	6	1	0	0	3	1	0
TOTALS	94	.313	367	54	115	12	8	3	55	20	16



Photo credit: Penobscot Nation

the National League club of Cleveland two decades earlier.

The old National League club began to be referred to as the "Indians" upon the arrival of Louis Francis Sockalexis, a Penobscot Indian from Old Town, Maine, who was a member of that club in 1897.

The following day on January 18, 1915, on page eight of The Plain Dealer, the choice of the name "Indians" was further amplified.

"Many years ago there was an Indian named Sockalexis who was the star of the Cleveland baseball club. As batter, fielder and baserunner he was a marvel. Sockalexis so far outshone his teammates that he naturally came to be regarded as the whole team. The "fans" throughout the country began to call the Clevelanders the "Indians." It was an honorable name, and while it stuck the team made an excellent record.


It has now been decided to revive this name. The Clevelanders of 1915 will be the "Indians." There will be no real Indians on the roster, but the name will recall fine traditions. It is looking backward to a time when Cleveland had one of the most popular teams of the United States. It also serves to revive the memory of a single great player who has been gathered to his fathers in the happy hunting ground of Abenakis."

HISTORY OF CLEVELAND UNIFORMS


Below is a chronological pictorial layout of the history of the uniforms of the Cleveland American League Baseball franchise, which began in 1901 as the Cleveland Blues. The block "C," "CLEVELAND" and script "Indians" have been staples of the club's uniform design during the entire 117-year history of the franchise.




*Napolean Lajoie
1903 Road*



*Joe Sewell
1921 Home*



*Bob Feller
1936 Home*



1948 Home



1901 HOME 1902 HOME 1903 ROAD 1904 HOME 1906 HOME 1908 ROAD 1910 HOME 1916 HOME 1921 ROAD



1922 HOME 1928 HOME 1929 HOME 1933 HOME 1942 HOME 1942 ROAD 1946 HOME 1950 HOME 1954 ROAD




1975 Alternate



Mike Hargrove
1981 Home



Charles Nagy
1991 Home



Carlos Baerga
1994 Home



Uniform enhancements unveiled prior to 2011 season with road gray jersey featuring block "Cleveland"



1958 HOME 1963 HOME 1969 ROAD 1972 ROAD 1973 HOME 1978 HOME 1986 HOME 1994 HOME & ROAD



BASEBALL... IT'S IN OUR DNA

LIVE LOOK-INS AND ANALYSIS ON MLB TONIGHT™
PLUS 5 LIVE GAMES EACH WEEK



OUR NATIONAL PASTIME
ALL THE TIME®



GO TO FINDMLBNETWORK.COM FOR CHANNEL LINEUP.
© 2018 MAJOR LEAGUE BASEBALL PROPERTIES, INC. ALL RIGHTS RESERVED.



Cleveland Indians Hall of Fame 31-36

Dates Remembered 24-26

Dimensions of Progressive Field 26

Firsts 27

Funding for Progressive Field 26

Genesis of Progressive Field 23

Ground Rules 27

Heritage Park 30

Odds & Ends at Progressive Field 28

Other Homes of the Indians 28

Overview 22

Seating Capacity Breakdown 23

Ticket Information 29

Top Home Run Distances at Progressive Field 23

Top 10 Memories 24-25

PROGRESSIVE FIELD



Progressive Insurance purchased the naming rights to the ballpark on January 11, 2008.

Historians are certain to identify the year 1994 as a significant time in the history of the city of Cleveland. The Gateway Sports and Entertainment Complex, consisting of Progressive Field (formerly Jacobs Field), the current home of the Indians, and Quicken Loans Arena (formerly Gund Arena), will be remembered as the crown jewel in the city's ever-changing urban landscape.

Gateway was made possible by its own 50/50 public/private partnership - through the support and cooperative efforts of the Cleveland business community, government, the Indians, our neighbors the Cavaliers, sports fans, and most importantly, the people of Cuyahoga County.

Progressive Field is an urban ballpark in the truest sense, both architecturally and aesthetically. Built within the physical boundaries of the three main streets in downtown Cleveland (Ontario to west, Carnegie to south, and East 9th Street to the east), Progressive Field offers a fan-friendly facility featuring an intimate environment. The exposed steel design, which matches that of the many bridges on the north coast, and the vertical light towers, which match the smoke stacks of Cleveland's industrial zone and the high-rise office buildings in Cleveland's downtown area, are just a couple of Progressive Field's architectural features that blend with Cleveland's cityscape.

Progressive Field initially opened its gates to fans on Saturday, April 2, 1994 for an exhibition game against the Pittsburgh Pirates, but the official opener occurred on Monday, April 4, 1994. The Indians came from behind in exciting fashion to defeat the Seattle Mariners 4-3 on an 11th-inning single by Wayne Kirby. The opener included all of the pageantry of Opening Day, highlighted by President Bill Clinton throwing out the first pitch.

Two Cleveland institutions - the Cleveland Indians and Progressive Insurance - joined forces on January 11, 2008 to help bring the excitement of championship baseball to fans everywhere. The ballpark that was tabbed as Jacobs Field in 1994 is now Progressive Field.

Progressive, a leading car, motorcycle and commercial auto insurer, partnered with the Indians on a 16-year deal for the naming rights to the ballpark and also became the Official Auto Insurer of the Cleveland Indians. Progressive's payments to the Indians over the 16-year term of the agreement were expected to average approximately \$3.6 million annually.

Now entering its 26th season with an array of privately-financed structural and technological ballpark enhancements in place for 2018, Progressive Field has played host to the World Series on three occasions (1995, 1997 & 2016), Postseason play ten times (1995-1999, 2001, 2007, 2013, 2016-17 - 46 home games, 1,977,789 fans), and the 1997 All-Star Game. It led Major League Baseball in attendance in 2000, sold out prior to Opening Day five seasons (1996-2000), set a Major League record for consecutive sellouts with 455 and has entertained over 50 million fans during the regular season.

A three-year series of renovations from 2015-17 significantly enhanced the fan experience at Progressive Field, as the Indians have worked to substantially upgrade technology (MLB's largest scoreboard, new audio system, enhanced Wi-Fi, LED light towers), reimagine communal spaces (The Corner Bar, Kids Clubhouse, drink rail areas) and build a diverse menu of dining alternatives by inviting local restaurants, such as Melt, Barrio & Great Lakes Brewing Co., into the ballpark.

GENESIS OF PROGRESSIVE FIELD

- May 1984** Voters in Cuyahoga County defeat ballot issue to increase property tax for building a 100% publicly funded domed stadium in downtown Cleveland.
- Dec. 1984** Community leaders meet to re-evaluate concept of a new downtown sports complex.
- Jan. 1985** Civic committee formed to make recommendations regarding type of sports facility, location and funding.
- Dec. 1985** First property acquisition occurs.
- April 1986** Design objectives agreed upon by sports teams.
- June 1987** Demolition of site begins.
- May 1990** Cuyahoga County voters pass the tax on alcohol and cigarettes to finance the sports complex.
- Dec. 1990** Gateway sells out of tax-exempt bonds in one day.
- June 1990** Gateway Economic Development Corporation is formed.
- July 3, 1991** Gateway Board of Trustees approve a 20-year baseball park lease with the Cleveland Indians.
- Jan. 12, 1992** Implosion of Cold Storage Building marks final, major building remaining on Gateway site.
- Jan. 13, 1992** Excavation begins.
- April 16, 1992** First concrete is poured.
- May 13, 1992** Concrete foundation is poured.
- June 1992** Ceremonial First Pitch at Progressive Field with Mel Harder, Charles Nagy and Sandy Alomar.
- Aug. 24, 1992** First structural steel beams erected for ballpark.
- Nov. 1992** Indians lease 100th luxury suite for ballpark.
- June 1993** Last piece of steel is raised on the ballpark. Seat installation begins.
- Sept. 1993** Sod laid in the ballpark.
- Oct. 1993** General seating installation completed in the ballpark.
- April 4, 1994** First game vs. Seattle Mariners.
- Jan. 11, 2008** Name changed from Jacobs Field to Progressive Field.

Progressive Field

Designed by: Hellmuth, Obata & Kassabaum, Inc.

SEATING CAPACITY

Diamond Box Front Row	194
Diamond Box	872
Field Box	4,465
Lower Box	5,140
View Box	1,581
Lower Reserved	1,889
Lower Reserved Bullpen	89
Family Deck	999
Upper Box	6,644
Bleachers	2,752
Upper Reserved	4,771
Suites	1,108
Club Level	2,064
Premium Club	124
Upper Outfield Terrace	1,067
Bar/LF SRO	1,282
TOTAL SEATS	35,041

Top Home Run Distances



1. **511 ft** — Jim Thome, July 3, 1999 vs. Kansas City
2. **485 ft** — Mark McGwire, April 30, 1997 w/Oakland
3. **481 ft** — Manny Ramirez, July 26, 2007 w/Boston
4. **479 ft** — Jim Thome, July 17, 2000 vs. Houston
5. **478 ft** — Jim Thome, July 27, 1999 vs. Detroit
6. **477 ft** — Jim Thome, October 11, 1999 vs. Boston
7. **477 ft** — Travis Hafner, June 25, 2005 vs. Cincinnati

Progressive Field Top 10 Memories

(as voted on by members of the Indians front office and selected media)

1. Tony Pena's game-winning homer in the 13th inning in Game 1 of the Division Series against Boston on October 3, 1995 to give the Tribe their first post-season win since October 11, 1948.



2. Indians clinch first title since 1954 on September 8, 1995 vs. Baltimore.
3. Rajai Davis' 2-run home run in Game 7 of the 2016 World Series against Chicago's Aroldis Chapman that erased a 6-4 Cubs lead, tying the game at 6.
4. August 5th, 2001 vs. Seattle. The Indians erase deficits of 12-0 (in the 4th inning) and 14-2 (7th inning) to post a 15-14, 11th inning win, becoming only the third team in history, the first since 1925, to overcome a 12-run deficit and win.

PROGRESSIVE FIELD DATES REMEMBERED



April 4, 1994 First game vs. the Seattle Mariners. President Bill Clinton throws out ceremonial first pitch.

May 13-June 19, 1994 Indians win a franchise record 18 straight home games.

July 3, 1994 Indians retire Larry Doby's #14.

December 8, 1994 Indians awarded 68th All-Star Game in 1997.

May 7, 1995 Longest game by time (6:36) and inning (17.0) in franchise and ballpark history with a 10-9 win over the Minnesota Twins

June 4, 1995 Down 8-0 in the third inning, the Indians rallied back to defeat Toronto 9-8 on a two-out, two-run homer by Paul Sorrento in the ninth inning.

June 7, 1995 Last non-sellout crowd (36,363) before streak began, watched the Indians defeat the Detroit Tigers, 3-2, in 10.0 innings.

June 12, 1995 Indians Major League record of 455 consecutive sellouts begins with a crowd of 41,845 vs. Baltimore.

October 1, 1995 Indians finish season with a Major League record 30.0 game division lead. Previous record was 27.5 games by 1902 Pirates.

October 24, 1995 Indians win first World Series game since 1948 over Atlanta, 7-6.

October 26, 1995 Jim Thome's 436 foot bomb off Atlanta reliever Brad Clontz in Game 5 of the 1995 World Series on October 26, 1995.

April 7, 1996 Kenny Lofton becomes the franchise's all-time leader in stolen bases vs. Toronto.

April 30, 1997 Mark McGwire hits the 2nd longest homer in ballpark history, a 485 bomb off Orel Hershiser off the Budweiser sign on the left field scoreboard.

July 8, 1997 The American League defeats the National League, 3-1, in the 68th All-Star Game.

September 9, 1997 The Indians set the Major League record for consecutive sellouts vs. Baltimore by selling out their 204th game. The Colorado Rockies sold out 203 straight before a non-sellout on September 6, 1997 vs. St. Louis.

April 15, 1998 David Bell hits the first inside-the-park-homer in the history of the ballpark off Seattle's Randy Johnson.

June 20, 1998 Indians retire Bob Lemon's #21.

Sept. 15-19, 1998 Manny Ramirez hits three homers in one game vs. Toronto on September 15. He tied several major league records by hitting five home runs over two games (9/15-16), six over three games (9/15-17) and eight over five.

April 22, 1999 300th consecutive sellout vs. Oakland

May 7, 1999 Indians overcome Tampa Bay leads of 9-1 and 10-2 with 18 runs over 6th, 7th, and 8th innings (sent 33 men to the plate over last 3.0 innings, crushing 5HR and 21 hits) to defeat the Devil Rays 20-11. The 31 runs scored were the most combined runs scored in Progressive Field history.

July 3, 1999 (Game 2) Jim Thome hits longest homer in ballpark history, a 511 foot bomb off Don Wengert, in the 2nd inning to center field hitting the fence bordering Eagle Ave.

September 30, 1999 Manny Ramirez new franchise record for RBI (164) in a season with a three-run homer in the 6th inning vs. Toronto. Ramirez broke Hal Trosky's 1936 mark of 162 RBI.

July 11, 2000 400th consecutive sellout vs. the Cincinnati Reds

September 25, 2000 Indians host first three-team doubleheader since the St. Louis Cardinals hosted the New York Giants and Boston Braves on September 13, 1951. Indians defeated Chicago 9-2 in afternoon game, and lost to Minnesota 4-3 in game two at night.

October 1, 2000 Indians collect 90th win in last game of the season by defeating David Wells and Toronto, 11-4. Manny Ramirez hit a homer in his last at-bat as an Indian. Sandy Alomar, in his last game as an Indian, collects his 91st homer with Cleveland, passing Jim Hegan as having the most homers by an Indians catcher in franchise history.

April 2, 2001 Opening Day attendance of 42,606 vs. Chicago is the 455th and final sellout of the Major League record consecutive sellout streak.

April 4, 2001 Major league record of 455 consecutive sellouts snaps with attendance of 32,763 vs. Chicago (first non-sellout since 6/7/95).

July 21, 2001 Indians celebrate 100th Anniversary in a pre-game ceremony with 40 members of the "Top 100 Greatest Indians Roster."

Progressive Field Top 10 Memories

Continued

5. All-Star Game on July 8, 1997 featuring Sandy Alomar capturing the MVP for hitting the game-winning homer.
6. 1997 Division Series games 4 and 5 against the New York Yankees highlighted by Sandy Alomar's homer off Yankees reliever Mariano Rivera in Game 4 of the Division Series on October 5, 1997 to tie the game and save the Tribe from post-season elimination.
7. First game on April 4, 1994 vs. Seattle with the Indians coming from behind to defeat the Mariners on an 11thinning single by Wayne Kirby.
8. Tyler Naquin's "walk-off" inside-the-park home run on August 19, 2016 vs. Toronto to give Indians a 3-2 win.
9. Manny Ramirez's game-winning homer in the 12th inning off Oakland's Dennis Eckersley on July 16, 1995.
10. After a pair of solo shots by the White Sox in the top half of the frame erased a 3-2 lead, PH Jason Giambi hit a 2-out, 2-run walk-off HR in the ninth off Addison Reed to give Cleveland a thrilling 5-4 win over Chicago-AL on Sept. 24, 2013.

Honorable Mention: 12th inning win in Game 3 of the ALCS on October 11, 1997 (Vizquel missed suicide squeeze bunt);

Game 1 of 2016 ALDS vs. Boston, 3 homers in 4 batters off Rick Porcello (3rd inning).

The "Bug Game": Game 2 of the 2007 ALDS vs. New York-AL (2-1, 11IP win)

Progressive Field Dimensions

Left Field: 325'

Left Center Field: 370'

Center Field: 405'

Right Center Field: 375'

Right Field Line: 325'

Left Field Wall (Ht): 19'

Height of Center Field and Right Field Fence: 9'

Right Field Corner (Ht): 13'

Additional Facts

ACREAGE:

Field—12 acres; Gateway Sports Entertainment Complex—28 acres;

HEIGHT:

Ballpark— Approximately 120 feet from the main concourse to top of sunscreen;

Light Towers— The 19 vertical lights stand 200 feet above street level, 218 feet above the playing field.

FOOD AND BEVERAGE SUPPLIER:

Delaware North Companies (Sportservice)

Funding for Progressive Field

The Gateway Sports and Entertainment Complex was funded through the sale of Gateway Bonds, the Cuyahoga County 15-year luxury tax on alcohol and cigarette sales, private investments and pre-paid leasing on luxury seating.

COST: \$169 MILLION

July 14, 2002 Tribe erased 7-4 New York Yankee lead on July 14, 2002 with six runs in the ninth inning off Mariano Rivera, last four of which came on Bill Selby's first career grand slam to end the game.

September 27, 2002 Jim Thome hits club record 51st homer off Royals hurler Wes Obermueller, breaking Albert Belle's 1995 mark of 50 home runs.

July 8, 2003 Billy Traber became the first Indians rookie pitcher since Herb Score (7/30/55 at Baltimore) to toss a complete game, 1-hit shutout vs. New York.

September 20, 2003 Josh Bard's home run vs. Boston was the 1,000th by an Indian in Progressive Field history.

July 28, 2006 LHP Jeremy Sowers tosses 2nd straight CG shutout vs. Seattle, becoming first CLE rookie since Dick Tidrow in 1972 to throw consecutive shutouts.

August 13, 2006 DH Travis Hafner tied MLB single-season record by hitting his 6th grand slam of the season vs. KC off Luke Hudson.

September 25, 2006 Casey Blake hits the club's 14th grand slam of the season to tie the MLB single-season record for grand slams, a mark now shared with the 2000 Oakland A's.

September 23, 2007 Indians clinch their first A.L. Central Division title since 2001 with a 6-2 victory over Oakland with a stellar pitching performance from Jake Westbrook. Indians go on to play five home (11 total) postseason games versus the New York Yankees and Boston Red Sox.

January 11, 2008 Progressive Insurance purchases the naming rights of the ballpark for 16 years. Jacobs Field will now be called Progressive Field.

August 27, 2011 In his 2nd game back with the Tribe, DH Jim Thome celebrated his 41st birthday by hitting a solo home run, his 1st HR as an Indian since 9/28/02, which was also vs. KC. It was his 602nd career HR, including his club record 335th as an Indian (187th HR in Progressive Field). Also was his 3rd HR on his birthday (1993, 1996).

October 2, 2013 Cleveland hosts the 2nd-ever A.L. Wild Card Game, as the Indians fall to the Tampa Bay Rays, 4-0, in front of 43,579 fans.

July 30, 2016 Jason Kipnis hits 2000th Progressive Field home run (Indians only) vs. the Oakland Athletics.

October 25, 2016 Game One of the World Series vs. the Chicago Cubs. On the very same evening the Cleveland Cavs received their 2015-16 NBA Championship rings.

September 14, 2017 The Indians won their 22nd consecutive game to establish the longest winning streak in A.L. history, as Jay Bruce delivered a walk-off RBI-double in the 10th inning to beat Kansas City, 3-2.

July 2019: Cleveland hosts it's sixth MLB All-Star Game, awarded Jan. 2017

PROGRESSIVE FIELD FIRSTS

FIRST GAME: April 4, 1994, vs. Seattle Mariners.

ATTENDANCE: 41,259.

FIRST PITCH: Cleveland starter DENNIS MARTINEZ to Seattle's 2B RICH AMARAL...called strike.

FIRST GAME TIME AND TEMPERATURE: 1:21 PM EDT, 48 degrees.

FIRST BATTER: Seattle 2B RICH AMARAL.

WINNING PITCHER: Cleveland's RHP ERIC PLUNK.

LOSING PITCHER: LHP KEVIN KING of the Mariners.

FIRST SAVE: Royals RHP HIPOLITO PICHARDO on 4/15.

FIRST HIT: Mariners RF ERIC ANTHONY's home run in the 3rd inning off DENNIS MARTINEZ.

FIRST INDIANS HIT: CA SANDY ALOMAR's 8th inning single to RF.

FIRST RUN: Seattle's EDGAR MARTINEZ scored in the 1st inning on ERIC ANTHONY's SF.

FIRST INDIANS RUN: DH CANDY MALDONADO scored on RF MANNY RAMIREZ' 2-run 2B in the 8th inning.

FIRST SINGLE: Seattle's MIKE BLOWERS in the 5th inning.

FIRST DOUBLE: MANNY RAMIREZ in the 8th inning.

FIRST TRIPLE: Seattle's CF KEN GRIFFEY, JR. in the 6th inning on 4/7.

FIRST HOME RUN: ERIC ANTHONY's solo HR in the 3rd inning.

FIRST INDIANS HR: EDDIE MURRAY's solo in 7th (4/7) off JOHN CUMMINGS.

FIRST GRAND SLAM: PAUL SORRENTO off Doug Linton on 5/9/95.

FIRST RBI: ERIC ANTHONY's sacrifice fly in the first inning.

FIRST PUTOUT: EDDIE MURRAY on Rich Amaral's ground out to lead off.

FIRST ERROR: EDDIE MURRAY in the 4th inning.

FIRST STOLEN BASE: Tribe SS OMAR VIZQUEL in the 3rd inning on 4/7.

FIRST CS: Indians CF KENNY LOFTON in the 1st inning.

FIRST STRIKEOUT: KEN GRIFFEY, JR in the 3rd inning.

FIRST WALK: KEN GRIFFEY, JR in the 1st inning.

FIRST NIGHT GAME: April 7, 1994 at 7:05 PM vs. Seattle.

FIRST ML RECORD: EDDIE MURRAY on 4/4, becoming baseball's all-time leader among first baseman in games played with 2,369.

*** All first are from April 4, 1994 vs. the Seattle Mariners unless noted.*

Ground Rules

- ◆ Batted ball hitting foul pole or attached screen: **FAIR BALL.**
- ◆ Thrown or fairly batted ball that goes behind or under field tarp or drum covers and remains: **2 BASES.** Ball rebounding into playing field: **IN PLAY.**
- ◆ Ball striking the roof or colored facing of dugout, camera pits, Dugout Suites, or the netting that is attached to the roof of these areas is out of play: **2 BASES.**
- ◆ Thrown ball that enters camera pits, dugouts, or Dugout Suites: **2 BASES.**
- ◆ Pitched ball that strikes the roof, facing, or netting attached to the roof, or enters camera pits, dugouts, or Dugout Suites: **1 BASE.**
- ◆ Ball passing through or under outfield fence: **2 BASES.**
- ◆ Fair batted ball that travels over the yellow line on top of the outfield wall (on the fly): **HOME RUN.**
- ◆ Thrown or pitched ball that strikes fence rails and/or wire mesh in front of dugouts or camera pits and returns to the field: **IN PLAY.**
- ◆ Thrown or fairly batted ball that goes over or between fence rails from the camera pits extending to foul pole: **2 BASES.**
- ◆ Fair batted ball bouncing over outfield wall: **2 BASES.**

PROGRESSIVE FIELD ODDS & ENDS

	2017	1994-2017 (All-Time)
RECORD:	49-32 (.605)	1,065-833 (.561)
COME-FROM BEHIND WINS:	13	545
WINS IN LAST AB:	6	269
WALK-OFF WINS	6	195
HOME RUNS:	95	2,136 (1898G)
ATTENDANCE:	2,048,138 (81 dates)	54,336,532 (1885 dates)
AVERAGE ATTENDANCE:	25,285	28,826
SELLOUTS:	13	596
LARGEST CROWD:	35,002 (4/11 vs. CWS)	43,399 (9/1/99 vs. ANA)
LARGEST PLAYOFF CROWD:	37,802 (ALDS G5 vs. NYY)	45,274 (10/4/97 vs. NYY, ALDS G3)
SMALLEST CROWD:	14,184 (5/30 vs. OAK)	8,726 (4/3/11 vs. CWS)
LONGEST GAME (TIME):	4:14 (7/25 vs. LAA, 11.0inn)	6:36 (5/7/95 vs. MIN, 17.0 inn)
SHORTEST GAME (TIME):	2:26 (7/24 vs. CIN)	1:56 (8/29/04 vs. CWS) 1:41 (7/18/05 vs. KC, 5.0 inn)
LONGEST GAME (INNINGS):	12.0 inn. (8/9 vs. COL)	17.0 innings (5/7/95 vs. MIN)

OTHER HOMES OF THE INDIANS

LEAGUE PARK

DATE OPENED: May 1, 1891; Cleveland Spiders vs. Cincinnati Redlegs. Spiders won 12-3 in front of 9,000.

WP: Cy Young

DATE CLOSED: September 21, 1946; Cleveland Indians vs. Detroit Tigers. Tigers won 5-3 in front of 2,472.

WP: Paul Trout **LP:** Jonas Berry

CAPACITY: 9,000 (1891-1910); 21,000 (1911-1938); 22,500 (1939-1946)

RECORD 1901-1946: 2,314-1,819 (.560)

HISTORICAL EVENTS: Four 1920 World Series games, including Bill Wambsgans' unassisted triple play and Elmer Smith's 1st grand slam in world series history, all in game 5...Addie Joss' perfect game on October 2, 1908...Babe Ruth's 500th homer on August 11, 1929... Joe DiMaggio hits in his 56th and final game in a row on July 16, 1941...4 no-hitters.

CLEVELAND STADIUM

DATE OPENED: July 31, 1932; Cleveland Indians vs. Philadelphia Athletics. The A's won 1-0 in front of 76,979.

WP: Lefty Grove **LP:** Mel Harder

DATE CLOSED: October 3, 1993; Cleveland Indians vs. Chicago White Sox. The White Sox were 4-0 winners in front of 72,390.

WP: Jason Bere **LP:** Charles Nagy

CAPACITY: 74,483

RECORD 1932-1993: 2,234-1,951 (.534)

HISTORICAL EVENTS: Hosted four (4) All-Star games and five (5) World Series contests...Len Barker's perfect game vs. Toronto on May 15, 1981...Bob Feller's 3rd no-hitter on July 1, 1951...First night game played on June 27, 1939 vs. the Tigers...Nolan Ryan's 324th and final win on August 15, 1993...Ted William's 500th home run on June 17, 1960...Joe DiMaggio's 56-game hitting streak is stopped on July 17, 1941...Frank Robinson's opening day homer on April 8, 1975, his first game as player/manager...nine (9) no-hitters.

2018 TICKET INFORMATION

SEASON TICKETS

Season Tickets offer up to 81 opportunities to create memories and share quality time with friends and family, impress prospective clients, entertain colleagues or reward employees. Full season plans, half season plans and 4 different 20-game partial plans are available. **TRIBE REWARDS** allows Season Ticket Holders to earn points just for being a Season Ticket Holder. Points can be redeemed for Cleveland Indians experiences, autographed items, memorabilia, and more (www.indians.com/triberewards). Other features include Postseason access and ticket discounts, extended payment plan options, Season Ticket Donation Program, discounted parking opportunity, and first priority to upgrade and relocate seats before the general public. **For season ticket information call 216.420.HITS or visit www.indians.com/seasontickets**

The Indians offer **Club Seats for full Season Ticket purchase**, half-season 40-game plans, and 20 game plan, as well as single game tickets. Club seat patrons enjoy a long list of benefits including an incredible, all-inclusive food and non-alcoholic beverage package, private rest rooms, full-service concierge desk, and oversized padded seats. **Please call 216.420.4497 for complete details**

PREMIUM SEATING

Suites can accommodate from 12 to 240 guests and provide the very best in services to make your game experience one to remember. Suites are available on a nightly or seasonal basis and feature menu options from Indians SportService. **Call 216.420.HITS (4487) or visit www.indians.com for more information.**

Infiniti Club is a 5,000 square foot Premium Seating Club along the First Base Line with a limited capacity of 122 seats. **Membership to the Infiniti Club is truly an all-inclusive premiere experience including your ticket, parking, upscale dining and beverages. Infiniti Club is currently SOLD OUT, to join the waiting list please Call 216.420.4497 or email premium@indians.com for more information.**

SINGLE GAME TICKETS

Single Game Tickets for home games may be purchased via your Smartphone through the MLB.com Ballpark App, the internet at www.indians.com, by calling the Indians at 216-420-HITS (TTY 216-420-4252), in person at the Progressive Field Ticket Office, and Progressive Field Team Shop during regular business hours. Visit Indians.com/tickets for 2018 single game ticket prices. **Please note: All 2018 Single Game Presales and On-sales will be Online Only.**

GROUP TICKETS

Group Tickets are the best way to create memories with your "Tribe." With tickets starting at under \$20, an Indians game is a great way to reward your employees for a job well done, say "thank you" to your top clients, spend time with your church or school group, celebrate a birthday, or raise funds for your organization. Groups of 20 or more will receive **exclusive group benefits, including: discounted tickets for 80 of 81 Home games, Progressive Field digital greeting, reserved group seating together (based on availability), complimentary tickets based on your group size and other exclusive group benefits and experiences. Events in 2018 exclusively for groups include Youth Baseball Days, Scout Night, WKYC Weather Education Days, Summer Camp Day, and more.**

Upper Outfield Terrace is the perfect place to start your afternoon or evening at the ballpark. After setting up your group with an Indians representative, all you need to do is arrive at the ballpark—we'll supply your group with an unforgettable all-you-can-eat and drink (non-alcoholic beverages) picnic experience. Great space for outings of all sizes!

Terrace Club Fourth Floor features an opportunity to hold a private event for 100 – 400 people and enjoy breathtaking views of our ballpark, with a game day event in the Terrace Club. When coupled with a game at Progressive Field, the **Terrace Club 4th floor is the perfect location for a pregame meeting, fundraising event, or corporate seminar.**

Carnegie Tent: Designated picnic space with close access to the Corner Bar, groups of 100-300 can enjoy this exciting area of the ball park. The perfect ways to entertain, promote teamwork, strengthen relationships, and boost morale while experiencing an unforgettable event.

Club seating for groups: For groups of 10 or more enjoy the **elevated seating above the first-base line. This is an all-inclusive package with unlimited food and non-alcoholic beverages served from the time gates open until the seventh inning. Wider, padded seats provide a superior game experience.**

For more information on group tickets, call **(216) 420-HITS or visit indians.com/groups.**

Single Game Suite Rentals provide our fans a luxurious way to watch the game! Progressive Field suites accommodate 12-240 guests and feature all-inclusive food and beverages. The perfect spot to celebrate a special occasion or to entertain your VIP guests.

HERITAGE PARK



The Cleveland Indians honor Frank Robinson, the first African American manager in Major League history, with the unveiling of a statue as the centerpiece of Heritage Park on May 27, 2017. Members of the 2017 team look on as Robinson addresses a crowd that includes family members, friends, Indians front office members and Hall-of-Famer Hank Aaron.

Located in the center field area of the ballpark, Heritage Park is available to all fans before, during and after all home games and is also available daily for special events throughout the season. Fans are able to explore and honor the rich 118-year history of the franchise as Heritage Park houses three distinct areas honoring the club's past – the Indians Hall of Fame (membership is below), a two-tiered monument park setting that honors 45 of the greatest names in club history, 38 memorable moments in club history placed throughout the area at ground level and the Top 100 Indians Roster as selected during the 100th Anniversary Celebration in 2001. The top-tier rotunda area (pictured above) honors the 19 members of the Indians Hall of Fame who are also enshrined in Cooperstown.

INDIANS DISTINGUISHED HALL OF FAME

(Established 2009)

Bill Veeck/Owner – 1946-49	Inducted in 2009
Richard E. Jacobs/Owner – 1986-2000	Inducted in 2009
Cy Slapnicka/GM & Scout – 1935-61	Inducted in 2010
Jim Warfield/Athletic Trainer - 1965-2002	Inducted in 2012
Jack Graney/OF - 1908-22; Announcer - 1933-53	Inducted in 2012
John Hart/General Manager - 1991-2001	Inducted in 2013
Jimmy Dudley/Announcer - 1948-67	Inducted in 2014
Mike Hegan/Legacy; Announcer - 1989-2011	Inducted in 2014
Hank Peters/President 1987-1991	Inducted in 2015

CLEVELAND INDIANS HALL OF FAME

The Cleveland Indians Hall of Fame was established in 1951 to recognize those players who achieved greatness in a Cleveland uniform. Selected by a committee consisting of baseball historians, writers, broadcasters and executives, inductees must have been active at least three seasons for Cleveland and be retired at least one year. It consists of 45 players.

In 2009, the Indians organization established the Distinguished Hall of Fame to honor those non-uniformed personnel whose contributions made a significant impact on the fortunes of the franchise.

Sandy Alomar (1990-2000) – C

Inducted in 2009

Set club record for home runs by a catcher (91) as the team leader during the most exciting decade in Indians history. The six-time All-Star led Cleveland to five consecutive (1995-99) A.L. Central Division titles. He won the 1990 A.L. Rookie of the Year Award and a Gold Glove after being acquired from San Diego. His best season of 1997 followed several injury-marred years. He homered and was MVP of the All-Star Game in Cleveland; batted .324 with 21 homers and 83 RBI to lead the Tribe to its second World Series in two years; and had five homers and 19 RBI in the 1997 postseason.

Earl Averill (1929-39) – OF

Inducted in 1951

The "Earl of Snohomish" was the third player to have their number retired (#3) by the Indians (1975). His 226 home runs with the Tribe was a club record until 1996. The six-time A.L. All-Star is the Tribe's all-time leader in runs (1,154), triples (121), RBI (1,084), total bases (3,200) and extra-base hits (724). He had a .322 average with 1,903 hits in 1,509 games for the Indians and hit .378 (A.L.-best 232 hits) in 1936. He was elected to National Baseball Hall of Fame in 1975.

Carlos Baerga (1990-96, 1999) – 2B

Inducted in 2013

Dynamic talent and personality became fan favorite by leading team from 105 losses in 1991 to World Series in 1995. Three-time A.L. All-Star matched baseball Hall of Fame second basemen Rogers Hornsby, Nap Lajoie and Joe Morgan for hitting prowess over four-year span ('92-'95), hitting .315 with 75 home runs and 389 RBI. Switch-hitter was the first Major Leaguer to hit homers from both sides of the plate in same inning, April 7, 1993. Hit .295 in 15 postseason games in 1995.

Jim Bagby Sr. (1916-23) – RHP

Inducted in 2007

"Sarge" went 122-85 with 131 complete games for Cleveland, including 23-13 with a 1.96 ERA in 1917. His "Fadeaway Pitch" found fame in 1920 while he led the A.L. in wins (31-12 record), complete games (30) and innings (339.2), helping the Indians win their first World Series. He was the first pitcher to hit a World Series homer – a three-run shot to the centerfield bleachers at League Park that helped beat Brooklyn, 8-1, in Game 5. His son Jim, Jr., went 55-54 for the Tribe (1941-45).

Albert Belle (1989-96) – OF

Inducted in 2016

One of baseball's most feared sluggers of the 1990s. Ranks in franchise top ten in Home Runs (2nd), RBI (10th), On-Base + Slugging (5th). Single-season franchise record holder in extra base hits with 103 in 1995 and Slugging PCT (.714) in 1994. In 1993 led MLB in RBI (129). In 1995 led MLB in Slugging Percentage (.690), Total Bases (377), Home Run s(50), Extra Base Hits (103), and tied for league lead in Doubles (52). In 1996 led A.L. in RBI (148). Four-time All-Star with the Tribe. Only player in baseball history to hit 50 hrs and 50 doubles in the same season (1995).

Lou Boudreau (1938-50) – SS

Inducted in 1954

Most popular player of his era, the "Boy Manager" was driving force behind Tribe's 1948 World Series Title. The shortstop was A.L. MVP in 1948 (.355, 18 HR, 106 RBI). He was the winningest manager in club history (728-649) as player-manager from 1942-50. Boudreau made seven All-Star Game appearances and was the batting champion (.327) in 1944. He was the second Tribe player to have their uniform number (#5) retired. Among the clubs all-time leaders in games, runs, hits, doubles and extra-base hits. Lou was elected to the National Baseball Hall of Fame in 1970.

Bill Bradley (1901-10) – 3B**Inducted in 1957**

The native Clevelander anchored hot corner in first decade of club's franchise history. He jumped his contract with the Chicago Cubs in 1901 to join Cleveland. He set a number of career highs (.304, 11 HR, 77 RBI, 104 runs) in 1902 and had a career-best 84 RBI in 1904. Led A.L. third baseman in fielding percentage four times and hit .272 in 1,231 games with the Indians. Led the club in doubles and triples three times, runs scored twice and is among Tribe leaders in triples and steals. Bradley hit for the cycle on September 24, 1903 at Washington. After his playing days, he became a long time scout for the Indians.

Jesse Burkett (1891-98) – LF**Inducted in 1951**

Known by teammates as "Crab" he was a career .338 hitter. Two times he batted above .400. In 1896, he led the national league in games (133), plate appearances, at-bats (586), runs (160), hits (240) and batting average (.410). Led Cleveland to two temple cups, winning the series in 1895. In 1899, he was traded to the St. Louis Perfectos when owner Frank deHass Robinson dismantled the spiders. He was inducted into the baseball hall of fame in 1946 and is the only member whose primary team is listed as the Spiders.

Ray Chapman (1912-20) – SS**Inducted in 2006**

Standout shortstop was fatally beamed by pitcher Carl Mays of the Yankees on August 16, 1920 at Polo Grounds in New York, and died the next day. "Chappie" had been Cleveland's starting shortstop since 1913 and batted .300 or better in three of his final seasons. His 52 steals in 1917 was a club record until 1980. Led A.L. in runs (84) and walks (84) in 1918 and led club in runs scored three times. Hit .278 with 233 stolen bases in 1,015 games and was a fine fielder. Ranks among Tribe leaders in steals and triples.

Rocky Colavito (1955-59, 1965-67) – OF**Inducted in 2006**

Electrified fans with power bat and strong throwing arm. "The Rock" tied Major League record with four consecutive HR June 10, 1959 at Baltimore. He hit 300 homers faster than all but four players in the history of baseball. Led the A.L. with 42 HR in 1959 and 108 RBI in 1965. In 1966, Colavito led the A.L. in slugging (.620) in 1958, home runs (42) in 1959, RBI (108) in 1965, and walks (93) and fielding (1,000) in 1966. He's among Tribe's all-time leaders in home runs and slugging percentage, hitting 190 homers in 913 games for the club and 374 in his career (1955-68). The three-time A.L. All-Star (1959, 1965-66) was voted most memorable personality in club history in a poll conducted in 1975.

Stan Coveleski (1916-24) – RHP**Inducted in 1966**

Fourth winningest pitcher in club history and was mound star of 1920 World Series, tying Series record with three wins and brought a championship to Cleveland with 3-0 victory in the seventh game vs. Brooklyn. He allowed just two runs (0.67 ERA) in the three complete-game victories the entire series. Won 20+ games in four consecutive seasons (1918-21). Coveleski pitched a club-record 19 innings on May 14, 1918. Went 172-123 with 2.80 ERA, 31 shutouts and 194 complete games in nine years with Indians and was elected to National Baseball Hall of Fame in 1969.

Larry Doby (1947-55, 1958) – OF**Inducted in 1966**

First African-American player in A.L. history. He helped the Tribe to two A.L. pennants as an all-around star outfielder. Doby, 23, was signed by Bill Veeck in 1947 after starring with the Negro League Newark Eagles. Hit .318 in 1948 World Series, including a decisive home run in game four. The outfielder led the A.L. in homers (32) and runs (104) in 1952 and homers (32) and RBI (126) in 1954. Among Tribe's all-time leaders in HR, RBI, walks and slugging percentage. Was the fifth player to have uniform number retired (#14) by Indians and was elected to National Baseball Hall of Fame in 1998.

Bob Feller (1936-56) – RHP**Inducted in 1957**

Feller is arguably the greatest pitcher in club history. He is the Tribe's all-time leader in wins (266), strikeouts (2,581), walks (1,764) starts (484), complete games (279) and innings (3,827). "Rapid Robert" led the A.L. in wins six times and strikeouts seven times. He set club single-season records for strikeouts (348), innings (371), shutouts (10) and complete games (36) in 1946. Feller pitched a club-record three no-hitters and 12 one-hitters. The eight-time A.L. All-Star tossed 44 career shutouts and was the first player to have his uniform number retired (#19) by the Indians. A true patriot, Bob proudly served in the U.S. Navy from 1941-45. He was elected to the National Baseball Hall of Fame in 1962.

Wes Ferrell (1927-33) – RHP**Inducted in 2009**

The only pitcher in MLB history to win 20 or more games in each of his first four full seasons, he was 91-48 during that time (1929-32). Compiled a 102-62 record with 113 complete games during his career in Cleveland. Overall with six teams through 1933, he had a 193-128 record. Holds the MLB record for home runs by a pitcher (37). Overall, he hit .280 with 38 homers and 208 RBI. Though he twice won 25 games, his most complete season was 1931 with Cleveland. He had a 22-12 record, 27 complete games, three saves, nine homers, 30 RBI and a .319 batting average. Owns the third best winning pct. (.622) in club history (based on 1,000 or more innings pitched).

Elmer Flick (1902-10) – OF**Inducted in 1963**

The speedy Bedford, Ohio native won 1905 A.L. batting title (.308). He led the league in triples three times (1905-'07) and steals twice. Ranks third in club history with 106 triples and sixth in steals (207). His career peaked from 1904-07 with four consecutive seasons batting over .300. The Tribe turned down Detroit's trade offer of Ty Cobb for Flick, who hit .299 in 935 games with Indians and .313 with 353 steals in his 13-year career. He was elected to the National Baseball Hall of Fame in 1963.

Mike Garcia (1948-59) – RHP**Inducted in 2007**

"The Big Bear" had a 142-96 record and 21 saves for Cleveland as he joined Hall of Famers Bob Feller, Bob Lemon and Early Wynn in the Indians' famed "big four" rotation. A three-time All-Star (1952-54), he twice led the A.L. in ERA (2.36 as a rookie in 1949 and 2.64 in 1954 as Cleveland won 111 games and the A.L. pennant). Garcia won 18 or more games in four straight seasons from 1951-54.

Joe Gordon (1947-50, 1958-60) – 2B/Manager**Inducted in 2008**

The acrobatic second baseman teamed with shortstop Lou Boudreau to form one of the finest double-play combinations in franchise history. "Flash" hit 32 home runs with 124 RBI in 1948 as the Indians were crowned World Series Champions. During his 11 year career, Gordon was a nine-time All-Star, including three times with Cleveland (1947-49). An inspirational leader, he became manager of the Indians in 1958 and guided the club to a second place finish in 1959. Gordon was involved in one of the most bizarre trades in baseball history when, as manager of the Indians in 1960, he was traded to Detroit for Tigers Manager Jimmy Dykes. It was the only time in baseball history that managers were traded.

Mel Harder (1927-47) – RHP**Inducted in 1951**

Revered legend made his mark as a pitcher and pitching coach, wearing an Indians uniform for 36 consecutive seasons. His 20 consecutive seasons as Tribe player and 582 games pitched are club records. He had a 223-186 career record and is second to Bob Feller in innings pitched, wins and starts. Harder's 13 scoreless All-Star innings, over four games (1934-37), is a Major League record. He won 15 or more games eight times and led the Indians in wins five times, innings pitched and ERA four times. Harder was the Tribe's pitching coach for 16 seasons (1948-63) before becoming the fourth Indians player to have their uniform number retired (#18).

Mike Hargrove (1979-99) – 1B/Manager**Inducted in 2008**

"Grover" spent 21 years with the Indians organization – including eight and a half seasons as the Tribe's manager (1991-99) and seven as a player (1979-85). He batted .325, .304 and .317 in his first three seasons with the Tribe, including a 23-game hitting streak in 1980. Hargrove compiled a 721-591 record as Indians manager, winning two A.L. pennants (1995 and 1997) and five consecutive A.L. Central Division Titles (1995-99). His 721 wins as manager ranked second to Lou Boudreau's 728 and his .550 winning percentage as Tribe skipper ranked third all-time to Boudreau and Al Lopez.

Jim Hegan (1941-57) – C**Inducted in 1966**

Was the catcher for the great Tribe pitching staffs of the 1950s, including the championship teams of 1948 and 1954. Known as a brilliant defensive catcher and handler of pitchers. Hegan caught 100+ games each season from 1947-56 and holds the catchers' club record for games (1,491) and putouts (6,959). He led A.L. catchers in double plays four times, putouts three times and assists twice. Caught three no-hitters and six different 20-game winning pitchers with the Tribe. Was a five-time A.L. All-Star, playing in 1,526 games over his 14 seasons with the Indians.

Joe Jackson (1910-15) – OF**Inducted in 1951**

"Shoeless" Joe Jackson, in 674 games, is the franchise leader in career batting average (.375). He set the club single-season records for batting average (.408) and hits (233) in 1911. Jackson led the A.L. in hits (226) and triples (26) in 1912 and hits (197), doubles (36) and slugging (.551) in 1913. Considered one of the greatest pure hitters in baseball history, only Ty Cobb and Rogers Hornsby have a higher Major League lifetime batting average than Jackson's .356. He was traded to Chicago (A.L.) in 1915 and barred from MLB in 1921 for involvement in the 1919 Black Sox scandal.

Charlie Jamieson (1919-32) – OF**Inducted in 2016**

One of the most beloved Cleveland players of his era. Known by fans and teammates as "Jamie" and "Ball Hawk." Ranks in franchise top ten in runs (4th), Hits (5th), Doubles (7th), At Bats (8th), Walks (9th), Total Bases (9th), Games Played (9th) Batting Average (10th), and Triples (10th). In 1923 led A.L. in Hits (222). Twice led MLB in singles (1923,1924). Member of 1920 World Series Champions. Cleveland celebrated "Charlie Jamieson Day" At League Park on May 11, 1929.

Addie Joss (1902-10) – RHP**Inducted in 2006**

Joss is the owner of a perfect game, tossed on October 2, 1908 in the heat of a pennant race. The 1-0 win against Chicago ranks as one of baseball's all-time top pitching performances. Set the club record for ERA (1.16) in 1908. Throughout his time with the Tribe, he went 160-97, including a no-hitter against the White Sox on April 29, 1910, and is the Tribe's all-time leader in ERA (1.89) and shutouts (45), second in winning percentage (.623) and complete games (234). The righthander had four 20-win seasons (1905-1908), but died tragically in 1911 at the age of 31 of tubercular meningitis. He was elected to the National Baseball Hall of Fame in 1978.

Ken Keltner (1937-49) – 3B**Inducted in 1951**

A seven-time All-Star at the hot corner with a glove and bat, Keltner made two brilliant defensive plays to help halt Joe DiMaggio's 56-game hitting streak in 1941 at Cleveland Stadium. He is the club's all-time leader at third base in games, putouts, assists and double plays. He totaled 163 homers, 850 RBI and .276 average in 1,513 games with the Indians. Had career highs of 31 HR, 119 RBI, 91 runs in 1948 and .325 average in 1939. He is also among the Tribe All-Time Leaders in games, at-bats, hits, doubles, home runs, total bases, RBI and extra-base hits.

Napoleon Lajoie (1902-14) – 2B**Inducted in 1951**

An all-time great second baseman, he revived Cleveland baseball upon his arrival in 1902. He led the A.L. in batting average in 1903-04 and 1910. The team name of Naps from 1903 to 1914 was in his honor. He is the Tribe's all-time leader in hits (2,046) and at-bats (6,043) and among leaders in games, runs, doubles, triples, total bases, RBI, extra-base hits, batting average and steals. The player-manager from 1905-09, is a member of the 3,000 hit club and was elected to the National Baseball Hall of Fame in 1937.

Bob Lemon (1946-58) – RHP**Inducted in 1960**

Conversion from position player to pitcher launched his Hall of Fame career that included 37 home runs and a no-hitter. A seven-time 20-game winner, led the A.L. in wins three times (1950, 1954-55). Trails only Bob Feller and Mel Harder in club wins (207), starts (350) and innings pitched (2,850). Lemon, a seven-time All-Star, went 207-108 with 22 saves in 460 games and is among the Tribe's All-Time Leaders in strikeouts, shutouts, winning pct. and complete games. He won two games in the 1948 Fall Classic and was the sixth Tribe player to have their number retired (#21). He was elected to the National Baseball Hall of Fame in 1976.

Kenny Lofton (1992-96, 1998-2001, 2007) – OF**Inducted in 2010**

Among the most popular Indians ever as the catalyst atop the lineup of the great Cleveland clubs of the 1990s. Played 10 seasons becoming all-time club leader in stolen bases with 452. Ranks 3rd all-time in runs scored (975); 9th in hits (1,512); and 11th in walks (611). Led American League in stolen bases five straight season 1992-96. Established AL and club rookie record w/66 stolen bases in 1992. Led league in hits in 1994 w/160, and in triples in '95 w/13. Dynamic style and athletic ability earned him four gold gloves. Was a five-time A.L. All-Star. Member of Indians 100th Anniversary Starting Lineup.

Al Lopez (1951-56) – Manager**Inducted in 2006**

"El Senor" guided Tribe to 1954 A.L. pennant and five second place finishes to the NY Yankees in six seasons at helm of Indians. Winning percentage of .617 (570-354) is best in club history. Earned 1,140 career wins as manager and is among the All-Time Major League leaders. The Hall of Famer was a standout catcher for 19 seasons, one with the Tribe (1947).

Sam McDowell (1961-71) – LHP**Inducted in 2006**

"Sudden Sam" overpowered A.L. hitters, winning five strikeout titles (1965-66, 68-70). He twice topped 300 "Ks" - 325 in 1965 and 304 in 1970. An imposing lefthander - ranks second to Bob Feller in club history with 2,159 strikeouts in 2,109 innings. Among Tribe all-time leaders in ERA, shutouts, innings pitched and starts. The six-time A.L. All-Star went 122-109 with a 2.99 ERA in Cleveland and had a career-best 1.81 ERA in 1968.

Charles Nagy (1990-2000) – RHP**Inducted in 2007**

A member of the 1988 US Olympic team and first-round draft pick, Charlie became a three-time A.L. All-Star (1992, 96, 99). He was Cleveland's most consistent starter, posting a 129-103 record for a team that won six A.L. Central Division Titles in seven years. The best years include 1992 (17-10, career-best 2.96 ERA, 10 complete games and three shutouts) and 1996 (17-5, 3.41 ERA). His single in 1992 was the first hit by a pitcher in an All-Star Game in 29 years. He currently ranks 10th in innings pitched and fifth in strikeouts in Indians history. Nagy was among the most popular players in the era, pitching in 15 postseason games, including the World Series in 1995 and 1997.

Steve O'Neill (1911-23) – C**Inducted in 1951**

O'Neill spent his first 13 years of 17-year career in Cleveland, catching 149 of 154 regular season games in the 1920 Championship season. Had a streak of nine straight seasons (1915-23) with 100+ games behind the plate. He is the Tribe's career catching leader in assists and double plays. Hit .300 or better three straight seasons (1920-22). Played in 1,365 games for Indians and had a 199-168 record as the team's Manager from 1935-37.

Satchel Paige (1948-49) – RHP**Inducted in 1965**

Daring signing of Paige by Bill Veeck made difference in the 1948 A.L. pennant race. The Negro League legend won six of his seven decisions down the stretch with a 2.48 ERA as a 42-year old rookie. His appearance in the 1948 World Series was the first ever by an African-American pitcher. He won hundreds of games from 1924 to 1948 before signing with the Indians. Paige was 10-8 with six saves in 52 games for the Tribe and was an all-time fan favorite, while pitching professionally into the 1960s. He was the first player inducted to the National Baseball Hall of Fame for his performance in the Negro Leagues (1971).

Gaylord Perry (1972-75) – RHP**Inducted in 2012**

Perry is a Cooperstown Hall of Famer who was the first pitcher to win the Cy Young Award in each league. He won his first Cy Young Award in 1972 while with the Indians, winning 24 games with 1.92 ERA and 234 strikeouts. In his three-plus seasons with the Tribe, Perry went 70-57 with a 2.51 ERA and had a save in his only relief outing. He was a two-time All-Star with Indians during the 1972 and 1974 seasons. Overall, Perry was a five-time All-Star with a record of 314-265 in 22 seasons (5350IP/3534Ks).

Frank Robinson (1974-76) – 1B/DH/Manager**Inducted in 2016**

In 1975 became the first African-American manager in Major League history. In his first game as player-manager hit a first-inning home run on opening day. April 8, 1975. Managed the tribe from 1975-1977 (186-189 Record). Managed sixteen total seasons in MLB. Played 21 seasons for five organizations (Cin, Bal, LAD, CAL, CLE) Elected to National Baseball Hall of Fame in 1982.

Al Rosen (1947-56) – 3B**Inducted in 2006**

A stellar career was highlighted by an A.L. MVP season in 1953, the last Indian to do so. "Flip" came within one hit of winning the 1953 Triple Crown (.336 BA, 43 HR, 145 RBI), ending up losing the batting title that year by .001. He also led the AL that season in runs and hits (201). Rosen twice led the A.L. in homers and RBI (37 in 1950 and 105 in 1952, respectively being the other years). He had five straight 100+ RBI seasons from 1950-54 and is among the Tribe's All-Time Leaders in HRs and slugging percentage. In his last seven years (1950-56) before retiring at age 32, he averaged 27 homers, 86 runs, 102 RBI and a .287 average. The four-time A.L. All-Star was the hero of the 1954 All-Star Game in Cleveland when he hit two homers with five RBI.

Herb Score (1955-59) – LHP**Inducted in 2006**

A dazzling pitching career, cut short by injury, preceded 30+ years as a beloved voice of Indians Baseball. The left-handed flame-thrower was the A.L. Rookie of the Year (16-10, 2.85 ERA) in 1955 and 20-game winner (20-9, 2.53 ERA) in 1956. The two-time All-Star led the majors in strikeouts both seasons (fanned 245 in 1955 and 263 in 1956). Having fanned 547 in his first 512 innings, Score never equaled his early success after being hit by a line drive on May 7, 1957, and retired in 1962 with a 55-46 mark. He began broadcasting Indians Baseball on TV in 1964, moved to radio booth in 1968 where he remained until his retirement after 1997 season, a total of 34 years as a Tribe broadcaster.

Joe Sewell (1920-31) – SS**Inducted in 1951**

After replacing Ray Chapman in 1920, the rookie helped the Indians to a pennant and World Series kick-starting his Hall of Fame career. Having amazing bat control, this shortstop set a league-record for fewest strikeouts (only four in 608 ABs in 1925; just 114 in a 7,132 career ABs) and played in 1,103 straight games (1922-1930). Sewell topped A.L. shortstops in fielding percentage three times and led the A.L. in doubles (45) in 1924. He's among the Tribe's all-time leaders in games, at-bats, runs, hits, doubles, total bases, RBI, extra-base hits, batting average and walks. His younger brother, Luke, played for the Tribe (1921-1932, 1939). Sewell was elected to the National Baseball Hall of Fame in 1977.

Louis Francis Sockalexis (1897-99) – OF**Inducted in 2006**

A Penobscot Indian from Old Town, Maine, Louis Sockalexis caused a nationwide sensation playing baseball in Cleveland in the spring of 1897 as the first American Indian to play professional baseball. Sockalexis was considered one of the top collegiate baseball players of his day, earning Hall of Fame honors at Holy Cross. "Sock" was known for his powerful bat, swiftness on the base paths, and his legendary long, accurate throws from the outfield. The Cleveland Indians organization is proud to acknowledge Louis Francis Sockalexis, a Native American who has left his mark on America's national pastime and inspired the nickname used to this very day.

Tris Speaker (1916-26) – OF**Inducted in 1951**

The legendary center fielder, acquired from the Boston Red Sox for \$50,000, was an Indians star and leader throughout his career in Cleveland. A player-manager from 1919-1926, the "Gray Eagle" led the Indians to the 1920 World Championship. He won the 1912 MVP and A.L. batting title (.387) in 1916. He is the Tribe's all-time leader in doubles (486) and outfield assists (449) and had 3,515 hits for a career .344 average. Speaker is the all-time Major League leader with 792 doubles. He was elected to the National Baseball Hall of Fame in 1937.

Jim Thome (1991-2002, 2011) – 1B/3B**Inducted in 2016**

Selected in 13th Round of the 1989 Draft and became Indians All-Time Home Run King (337). Ranks Seventh in Major League History with 612 home runs. Ranks in franchise top ten in Walks (1st), RBI (2nd), Slugging PCT (3rd), Total Bases (4th) and Runs (5th). Set single-season franchise record with 52 home runs in 2002 and 127 walks in 1999. Three-time All-Star with the Tribe. Hit the longest home run in Progressive Field History on July 2, 1999 (511ft).

Andre Thornton (1977-87) – 1B/DH**Inducted in 2007**

One of the Indians' great sluggers, "Thunder" provided consistent offense for a decade. The two-time All-Star totaled 214 homers, 419 extra-base hits, 1,954 total bases and 749 RBI, playing in 1,225 games in a Tribe uniform. He hit for the cycle at Boston's Fenway Park on April 22, 1978. Thornton had 33 homers, 105 RBI in 1978; 32 homers, 116 RBI in 1982 and 33 homers, 99 RBI in 1984. His 119 home runs are the most by an Indians player at Cleveland Municipal Stadium. A man of deep faith, Andre was the recipient of the Roberto Clemente Award for playing excellence and exemplary community service in 1979.

Hal Trosky (1933-41) – 1B**Inducted in 1951**

The slugging first baseman burst on the scene in 1934 with 35 HR, 142 RBI and a .330 BA. He held the club record for single-season RBI (162) from 1936 to 1999. Led the club in HR six times and RBI five times. In his 1,124 games with Cleveland (1933-41), Trosky totaled 216 homers, 911 RBI and a .313 average. He had career highs of 42 homers, 162 RBI, 124 runs and a .343 average in 1936. His career was curtailed after the 1941 season by migraine headaches.

Omar Vizquel (1994-2004) – SS**Inducted in 2014**

Entertained fans with his dazzling defense, leaping throws and bare-handed plays during his 11 seasons in a Tribe uniform. Acrobatic shortstop won 8 of his 11 Gold Gloves with the Tribe, most in franchise history. In 2000 set franchise record for shortstops with just 3 errors and a .995 fielding pct. was a 3-time A.L. All-Star. fan favorite helped Tribe win 6 A.L. Central titles and 2 A.L. Pennants. owns franchise record for most sac flies (62), and ranks in top 10 in stolen bases (2nd), ABs (5th), runs (6th), hits (7th), doubles (8th), walks, total bases and games played (10th). Member of Indians 100th anniversary starting lineup.

Early Wynn (1949-57, 1963) – RHP**Inducted in 1972**

The burly, tough hurler won 164 of 300 big league wins in an Indians uniform, including four 20-win seasons. For 10 years in Cleveland, his overall record with the Tribe was 164-102 with 10 saves and a 3.24 ERA. He led the club in innings pitched five times (1951, 1954-57) and strikeouts five times (1951-54, 1957). His 300th victory came in an Indians uniform on July 13, 1963 after a five-year stint with the White Sox. Wynn, a six-time All-Star (three with the Indians), was the Tribe's pitching coach from 1964-66. He was elected to the National Baseball Hall of Fame in 1972.

Cy Young (1889-99, 1909-11) – RHP**Inducted in 1951**

The winningest pitcher in Major League Baseball History hailed from Newscomerstown, Ohio. "Cy" established his legend with the Cleveland Spiders of the National League. He led the Spiders to a Temple Cup Championship in 1895. From 1890 to 1898, Young won 241 games with the Spiders. After 10 years away from Cleveland, he returned to pitch in 63 games for the Indians (1909-11), winning 29 of his 511 big league victories. Young's complete career record included winning 20 or more games 15 times and 30 or more five times. He was elected to the National Baseball Hall of Fame in 1937, the second year players were inducted.

FRONT OFFICE DIRECTORY

EXECUTIVE OFFICE

Paul J. Dolan.....	Owner/Chairman/Chief Executive Officer
John Sherman.....	Vice Chairman
Chris Antonetti.....	President, Baseball Operations
Brian Barren.....	President, Business Operations
Mike Chernoff.....	General Manager
Dennis Lehman.....	Executive Vice President, Business
Bob DiBiasio.....	Senior Vice President, Public Affairs
Alex King.....	Senior Vice President, Marketing & Strategy
Ken Stefanov.....	Senior Vice President, Finance & Chief Financial Officer
Neil Weiss.....	Senior Vice President, Technology & Chief Information Officer
Rich Dorffer.....	Vice President, Finance
Jim Folk.....	Vice President, Ballpark Operations
Brad Grant.....	Vice President, Baseball Operations, Strategy & Administration
Jay Hennessey.....	Vice President, Baseball Learning & Development
Sara Lehrke.....	Vice President, Human Resources & Chief Diversity Officer
Tim Salcer.....	Vice President, Sales & Service
Kurt Schloss.....	Vice President, Concessions
Nicole Schmidt.....	Vice President, Brand, Strategy & Analytics
Joe Znidarsic.....	Vice President, General Counsel

BASEBALL OPERATIONS

Carter Hawkins.....	Assistant General Manager
Matt Forman.....	Assistant General Manager
John Mirabelli.....	Senior Director, Scouting Operations
Mike Seghi.....	Director, Team Travel
Wendy Hoppel.....	Director, Baseball Administration
Sky Andrecheck.....	Senior Director, Baseball Research & Development
Keith Woolner.....	Principal Data Scientist, Baseball Analytics
Paul Gillispie.....	Senior Director, International Scouting
Eric Binder.....	Director, Baseball Operations
James Harris.....	Director, Player Development
Koby Perez.....	Director, Latin American Scouting
Victor Wang.....	Director, Pro Scouting
Scott Barnsby.....	Director, Amateur Scouting
Josh Gibson.....	Director, Learning & Development
Matt Blake.....	Assistant Director, Player Development
Alex Eckelman.....	Assistant Director, Player Development
Alex Merberg.....	Assistant Director, Baseball Operations
Kevin Tenenbaum.....	Assistant Director, Baseball Research & Development
Anna Bolton.....	Education & Language Coordinator
Clint Longenecker.....	Coordinator, Amateur Scouting
Rob Cerfolio.....	Assistant, Amateur Scouting
Richard Conway.....	Assistant, International Scouting
Zach Morton.....	Assistant, Baseball Operations
Sam Giller.....	Assistant, Baseball Operations
Steve Lubratich.....	Special Assistant to President of Baseball Operations/GM
Dave Malpass.....	Special Assistant to President of Baseball Operations/GM
Don Poplin.....	Special Assistant to President of Baseball Operations/GM
Tom Wiedenbauer.....	Special Assistant to President of Baseball Operations/GM
Tim Belcher.....	Special Assistant to Baseball Operations
Travis Hafner.....	Special Assistant to Baseball Operations
Johnny Goryl.....	Advisor, Player Development
Tim Tolman.....	Advisor, Player Development
Minnie Mendoza.....	Advisor, Latin American Operations
Dave Wallace.....	Special Assistant to Player Development, Catching
Travis Fryman.....	Special Assistant to Player Development, Infield
Robby Thompson.....	Special Assistant to Player Development, Infield
Marlene Lehky.....	Executive Administrative Assistant
Nilda Taffanelli.....	Administrative Assistant, Player Development
Dr. Charles Maher.....	Sport & Performance Psychologist; Sr. Director, Personal & Org. Performance
Ceci Clark.....	Performance Coach
Brian Miles.....	Performance Coach
Oscar Gutierrez Ramirez.....	Performance Coach

BALLPARK OPERATIONS

Jerry Crabb.....	Senior Director, Ballpark Operations
Seth Cooper.....	Senior Director, Facility Operations
Brandon Koehnke	Head Groundskeeper
Ron Miller.....	Director, Facility Maintenance
Willie Jenks.....	Visiting Clubhouse Manager
Renee VanLaningham.....	Manager, Game Day Staff
Steve Walters.....	Manager, Ballpark Operations
Omar Jufko.....	Manager, Security
David Bonacci.....	Manager, Safety, Policy & Training
Andrew Finn.....	Manager, Facility Operations
Vince DiGennaro.....	Manager, Event Security Operations
Tyler Cochran	Coordinator, Ballpark Operations
Travis Barnhill	Assistant Groundskeeper
Rob Banaga.....	Maintenance/Custodial
Nikola Cekic.....	Maintenance/Custodial
Gregory Darden.....	Maintenance/Custodial
Ryan Emch.....	Maintenance/Custodial
Mohamed Lamsettef.....	Maintenance/Custodial
Jonathan Mager.....	Maintenance/Custodial
Rose Pendleton.....	Maintenance/Custodial
Ed Perez.....	Maintenance/Custodial
James Coyne.....	Security
Sue Lasecki.....	Security
Matt Mensurali.....	Security
Mark Moore.....	Security
Tom Simmons.....	Security
Jason Springman.....	Security

BRAND MANAGEMENT

Jason Wiedemann	Director, Brand Management
Anne Madzellan	Manager, Advertising & Promotions

BUSINESS OPERATIONS

Dru Kosik	Executive Assistant, Ownership & Business Operations
-----------------	--

COMMUNICATIONS

Curtis Danburg.....	Senior Director, Communications
Bart Swain.....	Director, Baseball Information
Court Berry-Tripp.....	Assistant Director, Baseball Information
Dan Mendlik.....	Manager, Digital Asset Creation/Team Photographer
Jeremy Feador.....	Coordinator, Communications & Team Historian
Tom Hamilton.....	Play-by-Play Announcer
Jim Rosenhaus.....	Play-by-Play Announcer

COMMUNITY IMPACT

Rebecca Kodys.....	Executive Director, Community Impact
Nate Janoso.....	Manager, Alumni Relations
Matt Kata.....	Manager, Youth Baseball Development
Anthony Eder.....	Program Coordinator, Community Impact

CONCESSIONS

Karen Fox.....	Director, Merchandising
Iris Delgado.....	Merchandise Buyer
Kristen Jufko.....	Merchandise Buyer
Bette Prendergast.....	Purchasing Coordinator
Nancy Schneider.....	Retail/Concession Manager
Brian Tillinger.....	Progressive Field Assistant Manager
Kris Roukey.....	Coordinator, Game-Used Merchandise
Robert Avila.....	Distribution Center Manager
Aaron Boone.....	Assistant Distribution Center Manager

CORPORATE PARTNERSHIPS & PREMIUM HOSPITALITY

Ted Baugh.....	Senior Director, Corporate Partnerships & Premium Hospitality
Ryan Robbins.....	Director, Corporate Partnerships & Premium Hospitality
Dominic Polito.....	Director, Corporate Partnerships & Premium Hospitality
Bryan Hoffart.....	Senior Sales Manager, Corporate Partnerships & Premium Hospitality
Penny Forster.....	Sales Manager, Corporate Partnerships & Premium Hospitality

Matt Gay	Senior Account Executive, Corporate Partnerships & Premium Hospitality
Albert Powell	Account Executive, Corporate Partnerships & Premium Hospitality
Julie Weaver	Service Manager, Corporate Partnerships & Premium Hospitality
Raphael Collins	Senior Service Representative, Corporate Partnerships & Premium Hospitality
Patrick DiBiasio	Service Representative, Corporate Partnerships & Premium Hospitality
Kristie Prendergast	Service Representative, Corporate Partnerships & Premium Hospitality
Bridget Reczek	Service Representative, Corporate Partnerships & Premium Hospitality
Kim Scott	Administrative Assistant, Corporate Partnerships & Premium Hospitality
Kimberly Gordon	Service Administrator, Corporate Partnerships & Premium Hospitality

FINANCE

Erica Chambers	Controller
Karen Menzing	Manager, Accounting
Mary Forkapa	Manager, Payroll Accounting & Services
Diane Turner	Concessions Accounting Manager
Kim Haist	Senior Staff Accountant
Gregory Hubay	Senior Accountant, Payroll
Amy Richards	Senior Staff Accountant
Nicole Roth	Concessions Staff Accountant
Francine Sommers	Coordinator, Risk Management & Administration
Regina Simmons	Payroll Administrator
Donna Stasiowski	Administrator, Workers Compensation
Robert Hoekstra	Senior Financial Analyst
Samantha Filar	Accounts Payable Administration

GOODYEAR OPERATIONS

Ryan Lantz	Director, Arizona Operations
Fletcher Wilkes	Manager, Home Clubhouse
Justin Rhoads	Assistant Manager, Home Clubhouse
Jenae Finton	Arizona Operations Assistant

HUMAN RESOURCES

Jennifer Gibson	Director, Human Resources Operations
Mailynh Vu Nguyen	Assistant Director, Talent Acquisition
Valencia Kimbrough	Manager, Seasonal Talent Acquisition
Nate Daymut	Manager, Talent Development
Dori Jackson	Coordinator, Benefits
John Shand	Coordinator, Talent Acquisition
Andrea Jirousek	Human Resource Generalist

INFORMATION SYSTEMS

Matt Tagliaferri	Director, Software Development & Support
Whitney Kuszmaul	Director, Infrastructure & Operations
Kevin Dean	Manager, End User Support
Al Fisher	Network Support Analyst
Plamen Kouzov	Data Architect, Business Systems
Matt Peters	Data Architect
Nick Korosi	Senior Network Engineer
Joan Wojcicki	Programmer Analyst
Corey Brunstetter	Senior Web Developer, Baseball Systems
Don Crislip	Senior Web Developer, Baseball Systems
Andrew Hickerson	Network Analyst
Michael Ramirez	AV Engineer
Mathew Smith	End User Support Specialist
Jeff Coyle	End User Support Specialist
Louis Garcia	End User Support Specialist
Kyle Weikart	Game Day Engineer

LIVE EXPERIENCE

Jason Kidik	Director, Live Experience
Kelly Dredge	Assistant Director, Live Experience
Nick Gambone	Assistant Director, Creative Productions
Jaime Schnarrs	Manager, Live Experience
Dan Kilday	Mascot Coordinator
Tara Titcombe	Project Manager/Copywriter
Ashley Truchan	Coordinator, Creative Productions
Nick Owens	Lead Producer & Cinematographer
Brian Recktenwald	3-D Animator & Lead Designer
Steve Asbury	Video Producer & 2D Animator

Mike Donelan Animation Production Specialist

SERVICE EXCELLENCE

Anne Keegan Director, Service Excellence
 Jesse Rathner Coordinator, Service Excellence

STRATEGY & BUSINESS ANALYTICS

Christy Corfias Manager, Strategy & Business Analytics
 Taylor Foster Senior Strategy Analyst
 Charlie Paris Senior Strategy Analyst

TICKET SALES & SERVICES

Angel Jefferson Director, Fan Services
 Jeff Wallace Senior Development Manager, Ticket Sales
 Jackie Plys Senior Manager, Ticket Sales
 Jeff Stocker Senior Manager, Ticket Sales
 John Bowers Manager, Ticket Partnerships
 Hank Winters Senior Account Executive
 Ashley Madison Account Executive
 Joe Sullivan Account Executive
 Brandon Caporale Account Executive
 Kori Hammond Account Executive
 Michael Sullivan Account Executive
 Hurst Talbott Account Executive
 Dan Ringen Business Analyst
 Courtney Fallon Fan Services Representative
 Casey Nance Events & Experience Coordinator
 Becky Emery Manager, Client Service Specialist
 Diana Foster Senior Client Service Specialist
 Estee Arend Fan Services Coordinator
 Anna Powell Fan Services Coordinator
 Brent Cartwright Client Service Specialist
 Kevin Kiss Client Service Specialist
 Jen Anderson Client Service Specialist
 Sarah Farrago Client Service Specialist
 Graham Johnson Client Service Specialist
 Ashley Porach Client Service Specialist
 Matt St. John Client Service Specialist
 Jack Rinderle Client Service Specialist
 Kelsey Watroba Group Service Representative

TICKET SERVICES

Shedrick Taylor Ticket Services Manager
 Seth Fuller Ticket Operations Manager
 Paige Selle Coordinator, Ticket Services
 Cathy Pesta Ticket Office Processor

ATHLETIC TRAINING, STRENGTH & CONDITIONING

Lonnie Soloff Senior Director, Medical Services
 James Quinlan Head Athletic Trainer
 Jeff Desjardins Assistant Athletic Trainer
 Michael Salazar Assistant Athletic Trainer
 Joe Kessler Head Strength & Conditioning Coach
 Nelson Perez Assistant Strength & Conditioning Coach
 Jim Mehalik Physical Therapy Consultant

CLUBHOUSE

Tony Amato Home Clubhouse/Equipment Manager
 Brandon Biller Assistant Home Clubhouse/Equipment Manager
 Bob Chester Director, Video Operations
 Frank Velotta Assistant Director, Video Operations
 Dan Cohen Major League Video Travel Assistant
 Anthony Medaglia Minor League Video Coordinator
 Francisco Flores Minor League Video Coordinator
 Miguel Solis Culinary Nutrition Specialist
 Mark Blaszk Chef

MEDICAL STAFF

Mark Schickendantz, M.D.	Head Team Physician
Dr. Charles Maher	Director, Employee Assistance Program
Ronald Golovan, M.D.	Head Team Internist & Assistant Director, Employee Assistance Program
Jason Genin, D.O.	Team Physician
K.V. Gopal, M.D.	Team Physician
Tom Graham, M.D.	Team Physician
Kim Stearns, M.D.	Team Physician
Thomas Waters, M.D.	Team Physician
Jim Williams, M.D.	Team Physician

MEDICAL STAFF CONSULTANTS

Stephen D. Cooke, D.D.S.	Dentist
Paul Hazen, M.D.	Dermatologist
Ray Pongonis, D.O.	Team Physician (AAA Columbus)
Grant Jones, M.D.	Team Physician (AAA Columbus)
Mike Jonesco, D.O.	Team Physician (AAA Columbus)
Nilesh Shah, M.D.	Team Physician (AA Akron)
Ian Smithson, MD	Team Physician (A Lynchburg)
Velyn Wu, MD	Team Physician (A Lynchburg)
Michael Ciletti, M.D.	Team Physician (A Mahoning Valley)
Rick Parker, M.D.	Team Physician
Jamie Starkey	Integrative Medicine
Don Franklin, D.C.	Chiropractor

DELAWARE NORTH COMPANIES

Fattar Thomas	General Manager
Mike Zielinski	Assistant General Manager
Kael Young	Food & Beverage Manager
Thomas Horvath	Operations Manager
Marie Eslick	Human Resources Manager
Aleibe Smith	Catering Sales Manager
Bradley Holko	Terrace Club Manager
Joshua Norman	Club Lounge Manager
Chef Todd Brazile	Executive Chef
Chef Paul Deiana-Molner	Executive Sous Chef
Chef William Conn	Sous Chef
Chef Jonathon Martin	Sous Chef
Chef Latisha Griffith	Sous Chef
Scott Barlage	Accounting Manager
Brian Bucksar	IT Manager
Rebecca Harris	Suite Manager
Dorothy Horvath	Vending Manager
Shelbie Johnson	Assistant Suites Manager
Angelica Green	Infiniti Club Manager
Scott Sopata	Commissary Manager
Peter Richards	Assistant Commissary Manager
Sansophia Blackwood	Assistant Concessions Manager

OWNERSHIP OF THE CLEVELAND INDIANS



Paul J. Dolan

Owner/Chairman/Chief Executive Officer

The Dolan family's ownership of the Cleveland Indians enters its 19th season in 2018, while Paul Dolan begins his sixth campaign as the primary control person of the franchise after being formally approved by Major League Baseball on Jan. 10, 2013. Paul continues to serve as Chairman and Chief Executive Officer of the Indians, roles that he accepted prior to the 2011 season. He began as Vice President, General Counsel of the Indians upon joining the organization in 2000 and later served as the club's President from 2004-10.

Paul was born and raised in nearby Chardon, Ohio where he attended high school at Gilmour Academy in Gates Mills. He graduated with a B.A. degree from St. Lawrence University in 1980 and received his Juris Doctorate from the University of Notre Dame's Law School in 1983. Prior to joining the Indians, Paul was a partner at Thrasher, Dinsmore & Dolan, a Chardon, Ohio based law firm.

Dolan is involved in various business interests throughout Northeast Ohio and is engaged with many philanthropic and civic boards throughout the Northeast Ohio community and is currently serving as a board member for The Great Lakes Science Center, The Cleveland Clinic, Greater Cleveland Partnership, Playhouse Square Foundation, United Way of Greater Cleveland, and Evergreen Cooperatives. Paul has been the co-chairman for VeloSano Bike to Cure in each of the event's first four years (2014-17) and also races as an Indians team member.

Paul and his wife, Karen, reside in Geauga County and have two adult sons.

DOLAN OWNERSHIP CHRONOLOGY

May 13, 1999

Then Indians Owner Richard E. Jacobs announced that he and the Board of Directors have engaged The Goldman Sachs Group and McDonald Investments to identify potential buyers for the franchise.

November 4, 1999

Jacobs announced the company has signed a definitive agreement to sell the franchise to Lawrence J. Dolan and family trusts.

January 19, 2000

Major League Baseball Owners unanimously approve the sale of the club from Richard E. Jacobs to Lawrence J. Dolan and family trusts.

February 7, 2000

Shareholders of the Cleveland Indians Baseball Company, Inc. approve the transfer of the club from Richard E. Jacobs to Lawrence J. Dolan and family trusts. Meeting was held in the Terrace Club at Jacobs Field.

February 15, 2000

Lawrence J. Dolan and family trusts assume ownership of the Cleveland Indians franchise.

January 10, 2013

MLB Owners unanimously approve Paul J. Dolan as primary control person of the Cleveland Indians franchise.

OWNERSHIP OF THE CLEVELAND INDIANS

1900-1916..... Charles W. Somers	1953-1956..... Myron H. (Mike) Wilson (President)	1977 -1978 Ted Bonda (President)
1916-1922..... Jim Dunn	1956-1962..... William R. Daley	1978-1983 F. J. "Steve" O'Neill
1922-1927..... Estate of Jim Dunn	1963-1966..... Gabe Paul	1983-1986..... Estate of F. J. "Steve" O'Neill
1927-1946..... Alva Bradley	1967-1972 Vernon Stouffer	1986-2000..... Richard E. Jacobs
1946-1949..... Bill Veeck	1972-1976..... Nick Mileti (President)	2000-present Larry Dolan, Paul Dolan and family trusts
1949-1952..... Ellis Ryan (President)		



John Sherman

Vice Chairman

John Sherman was announced as Vice Chairman and minority ownership partner of the Cleveland Indians on August 19, 2016.

A long-time entrepreneur and philanthropist, Sherman has been responsible for establishing two successful businesses in Kansas City, Missouri and has provided extensive charitable support throughout surrounding communities.

His first startup, LPG Services Group, grew rapidly and merged with Dynegy (NYSE:DYN) in 1996. Sherman later founded Inergy L.P., which went public in 2001. He led Inergy through a period of tremendous growth, merging it with Crestwood Holdings in 2013, and continues to serve on the board of [now] Crestwood Equity Partners (NYSE:CEQP).

John was recognized as an Ernst & Young Entrepreneur of the Year in 2002 and later inducted into the 2014 inaugural class of the University of Missouri-Kansas City's (UMKC) Bloch School of Business Entrepreneurs Hall of Fame with a group that included Ewing Kauffman, the original owner of the Kansas City Royals – who brought Major League Baseball back to Kansas City – and Lamar Hunt, a founder of the American Football League (AFL) and owner of the Kansas City Chiefs.

John and his wife, Marny, reside in Kansas City, Missouri. The couple is active in numerous charitable efforts, with heavy involvement in educational opportunities for the underserved. John is the immediate past Chair of the Board of Directors for both the Civic Council of Greater Kansas City and The Truman Presidential Library Institute. He currently sits on the Board of Directors for the Civic Council, UMKC Foundation and Teach for America Kansas City, while also serving as a trustee of the Kauffman Foundation and the National World War I Museum.



Paul Dolan hoists the 2016 American League Championship trophy on Oct. 19, 2016 at Rogers Centre in Toronto following Cleveland's ALCS Game 5 victory over the Blue Jays, which sent the Indians to the World Series

CLUB EXECUTIVES



Chris Antonetti

President, Baseball Operations

Now entering his 20th year as a member of the Cleveland Indians franchise, Chris Antonetti begins his third full season as President of Baseball Operations after being elevated to the position on October 6, 2015. The 2018 campaign will mark his eighth overseeing the club's Baseball Operations after spending five seasons as the club's Executive Vice President and General Manager from 2011-15.

Antonetti, 43, guided a reshaping of Cleveland's Major League club prior to the 2013 campaign, which began with the hiring of Terry Francona, a two-time World Series champion with more than 30 years of professional baseball experience, as Indians manager on Oct. 8, 2012. In the five years since, Cleveland has posted the American League's best overall record (.562, 454-354) by a 22-win margin, while entering the final week of each of those campaigns in Postseason contention, highlighted most notably with appearances in the 2013 A.L. Wild Card Game, 2016 World Series & 2017 A.L. Division Series. The Indians stand as one of just five teams in the Majors - two in the A.L. - to post five consecutive winning seasons entering 2018. In recognition of recent organizational accomplishments, Antonetti was named 2016 Executive of the Year by *Baseball America* and 2017 Executive of the Year by *Sporting News*. With the second-best record in the Majors last season (102-60), Cleveland achieved the third 100-win campaign in the 117-year history of the franchise on the way to the club's ninth A.L. Central Division title.

Antonetti and his staff have worked to build a foundation for sustained success by seeking to maximize all avenues of talent acquisition, while also cultivating an organizational culture that supports constant growth and development.

Homegrown players such as Cody Allen, Greg Allen, Cody Anderson, Lonnie Chisenhall, Yandy Díaz, Erik González, Jason Kipnis, Francisco Lindor, Francisco Mejía, Ryan Merritt, Shawn Morimando, Tyler Naquin, Roberto Pérez, Adam Plutko, José Ramírez, Danny Salazar, Josh Tomlin, Giovanny Urshela and Bradley Zimmer joined the Cleveland organization as amateurs and developed within the club's minor league system. Others like Trevor Bauer, Michael Brantley, Carlos Carrasco, Michael Clevinger, Yan Gomes, Nick Goody, Brandon Guyer, Corey Kluber, Zach McAllister, Andrew Miller, Tyler Olson and Dan Otero were acquired by the club via trade or waiver claim. Through substantial financial commitments by the Dolan family, the organization signed long-term contract extensions with Brantley, Carrasco, Gomes, Kipnis, Kluber, Ramírez and Tomlin, ensuring that a talented core of young players would have the opportunity to compete together in Cleveland for multiple seasons. The additions of Edwin Encarnación (2017) and Yonder Alonso (2018) through free agency have bolstered a roster that has posted the third-highest win total (454) in any 5-year span over the last 60 years of Indians franchise history (1958-2017) behind only 1995-99 (471) and 1996-2000 (461).

Over a nine-year period from 2002-10, Chris assisted with significant rebuilding efforts as both Assistant GM (January 2002) and, later, Vice President of Baseball Operations (March 2007) that were rewarded when the Indians led Major League Baseball in wins and advanced to the 2007 A.L. Championship Series. He originally joined the Indians organization prior to the 1999 season as an assistant in the Baseball Operations Department and was promoted to Director of Major League Operations in August 2001.

Chris began his career in professional baseball in the summer of 1997 as an intern with the Montreal Expos in West Palm Beach, FL. He was later hired as Assistant Director of Player Development with the Expos in November 1997 and served in that position until joining the Indians staff.

Antonetti graduated magna cum laude from Georgetown University in 1996 with a degree in business administration and earned a Master's degree from the University of Massachusetts in sports management the following year. At Georgetown he was a student manager for the men's basketball team for one and a half years under John Thompson, Jr.

Chris and his wife, Sarah, live in Rocky River, OH with their daughters, Mya and Ella.



Brian Barren

President, Business Operations

Brian Barren enters his fifth season with the Cleveland Indians and second as President of Business Operations after being elevated to the position in January 2017. He joined the organization in January 2014 and served as Executive Vice President of Sales & Marketing over his first three seasons. In his present capacity, Brian oversees all aspects of the club's business functions.

Barren joined the Indians following an accomplished, 24-year career with Procter & Gamble in Cincinnati, OH where he developed a wide variety of skill sets and expertise in Customer Business Development (customer general management and value creation) and personnel development across multiple functions (sales, marketing, finance, logistics, systems, human resources). Brian held multiple high-level leadership roles within the company, including profit and loss responsibility for key customers including Wal-Mart and Kroger, two of P&G's top seven multi-functional Customer Business Development teams in the world. He also led Market Strategy and Planning organizations, Customer Innovation capability, and multi-functional acquisition teams across a wide variety of product categories during his tenure, which began in June of 1989.

Brian is a 1989 graduate of Princeton University, where he earned a degree in History that included his senior year thesis researching the integration of Major League Baseball. He played football for four years at Princeton as a classmate and teammate of Toronto Blue Jays President & CEO Mark Shapiro; his teammates on the Tigers football team also included current Dallas Cowboys Head Coach Jason Garrett and current Princeton University Head Football Coach Bob Surace. Brian was also an Army ROTC scholarship student as an undergrad at Princeton, fulfilling his commitment to the U.S. Army as a tank commander upon graduation.

Brian and his wife, Kris, reside in downtown Cleveland and have two sons, Billy and Brad. Brian was one of Dan and Catherine Barren's six children. His father was a well-respected teacher and high school football coach for many years at Columbus Academy (where Brian graduated in 1985) before a stint at Gilmour Academy in the late 80's, and the inaugural Head Football Coach at Notre Dame Cathedral Latin (Hall of Fame Class of 2004).



Dennis Lehman

Executive Vice President, Business

Dennis Lehman begins his 30th season with the Cleveland Indians after joining the organization in September 1988 as Senior Vice President, Business; he was promoted to his current role as Executive Vice President, Business in December 1992. Lehman is responsible for a variety of business aspects of the organization, including ballpark operations, merchandise, food and beverage, human resources, community outreach and finance. He is also the liaison with the Gateway Economic Development Corporation of Greater Cleveland, which was responsible for the building of Progressive Field.

Prior to joining the Indians, Lehman spent eighteen years in baseball management with the Philadelphia Phillies.

Lehman is civically active in the Cleveland community, currently serving as a Board member of the Rock and Roll Hall of Fame & Museum, the Greater Cleveland Sports Commission, Business Volunteers Unlimited and Suburban Temple Kol Ami. He is a graduate and Class President (1991) of Leadership Cleveland. He is Chairman Emeritus of the Cleveland Chapter of the American Red Cross and Past Chairman of the Convention & Visitors Bureau of Greater Cleveland. Lehman's past honors include the 2000 Executive of the Year Award (Executive Women International), the 2002 DSM Award (Sales & Marketing Executives of Cleveland) and the 2009 Rays of Light Award (Suburban Temple Kol Ami).

A native of Philadelphia, Lehman is a 1973 graduate of LaSalle University with a degree in Political Science.

Dennis and his wife, Ginny, reside in Chagrin Falls and have three adult sons.



Bob DiBiasio

Senior Vice President, Public Affairs

Bob DiBiasio is entering his 39th season with the Indians and his 40th in Major League Baseball in 2018. He started in 1979 as Assistant PR Director, was named Director of PR in 1980, and named Vice President of PR in 1988. The Lakewood, OH native was promoted to his current position in 2011. His lone season away from the Tribe was 1987 when he served as PR Director for the Atlanta Braves.

DiBiasio serves as President of Cleveland Indians Charities, is an Honorary Member of both the Executive Board of the Boys & Girls Clubs of Cleveland and the Cleveland Baseball Federation. He also serves on the Athletic Advisory Board of Notre Dame College (OH), and is a member of the Board of Directors for the Bob Feller Act of Valor Foundation and

Baseball Heritage Museum at League Park.

Bob is the host of the popular television show "Indians Alumni Roundtable," on *SportsTime Ohio*, as well as "Tribe Tales" – a where-are-they-now segment that airs pre-game every Sunday on the Indians Radio Network. He was the 1999 recipient of the prestigious Robert O. Fishel Award for Public Relations Excellence in Major League Baseball and was also inducted into the Lakewood High School Distinguished Alumni Hall of Fame in 1999. In 1986, DiBiasio was named Public Relations Director to *Sports Illustrated's* Dream Team.

DiBiasio graduated from Lakewood High School in 1973. He earned degrees in journalism and education from Ohio Wesleyan University in 1977. While at Ohio Wesleyan, Bob was sports editor of the school paper "*The Transcript*"; the student Sports Information Director; and did color on OWU football and basketball broadcasts. DiBiasio also played one year of basketball and two years of baseball at OWU. In 1978 he earned his Master's Degree in journalism from The Ohio State University and started a stint as Assistant Sports Editor of the Fremont (OH) News Messenger before joining the Indians.

Bob and his wife, Penny, reside in Solon, OH; they have two adult children, daughter, Julie (Matt), and son, Patrick (Liz).



Alex King

Senior Vice President, Marketing & Strategy

Alex King is entering his eighth season with the Cleveland Indians, while the 2017 campaign will mark his sixth leading marketing efforts for the organization.

In his current role, Alex oversees all aspects of Marketing, Service, and Strategy for the business side of the organization. Alex's focus areas are strategic communications, analytics and data-driven decision making, delivering a compelling fan experience, building long term brand equity, and fostering a culture of service excellence.

Prior to joining the Indians, Alex spent more than 10 years in marketing and branding, including each of the last five at Procter & Gamble. Alex received his undergraduate degree in Economics from the University of Dayton where he graduated cum laude and received his

MBA from the University of Chicago with concentrations in Marketing and Finance.

Alex resides in Shaker Heights with his wife, Kelly, and their daughters, Mallory and Lauren.



Ken Stefanov

Senior Vice President, Finance & Chief Financial Officer

Ken Stefanov, entering his 29th season with the Cleveland Indians, joined the club full-time in November, 1990 as Controller and was later promoted to Vice President, Finance and Chief Financial Officer in January, 1995. Ken began his career with the Indians in March, 1990 as an intern in the Community Relations Department. Stefanov oversees the Finance Department and all Risk Management areas of the organization, including player-related insurance issues.

Over the course of his tenure at the Indians, Stefanov has been involved with many major financial and operational projects of the club, which included the planning and financing of Jacobs Field (now Progressive Field), taking the Indians public on the NASDAQ exchange

in 1998, taking the Indians private during the Dolan Family purchase of the club in 2000 and playing a major role in the transition of the Indians' Spring Training operations from Florida to Arizona in 2009. Ken is currently a member of the Major League Baseball League-Wide Insurance Committee and heads up an eight-team regional CFO group comprised of eight Midwest MLB teams, which meets monthly to discuss various baseball financial and operational issues.

Prior to joining the Indians, Ken was employed with the Audit Division of Arthur Andersen & Co. from 1979-1982, and worked in several different financial positions with the May Department Stores in Cleveland from 1982-1989.

Stefanov, born and raised on the southeast side of Cleveland, is a graduate of Holy Name High School. He attended Bowling Green State University and graduated with a degree in Accounting in 1979. Ken subsequently received his Master's degree in sports administration from Kent State University in 1990. He is also a non-practicing Certified Public Accountant in the state of Ohio.

Ken currently serves on the board of the Cleveland Animal Protective League and is active with Cleveland Indians Charities events. Past affiliations with other boards include the Achievement Centers for Children and the Northeast Ohio Leukemia and Lymphoma Society. His hobbies include reading, music, movies and golf.

Ken resides in Brecksville, Ohio with his wife, Kathy Roberts.



Neil Weiss

Senior Vice President, Technology & Chief Information Officer

Neil Weiss begins his sixth season with the Cleveland Indians after joining the organization in March of 2013.

In his current role, Weiss is responsible for all Baseball and Business technologies and is supported by an Information Systems Department consisting of Application Development, Infrastructure and Operations, Audio/Video Engineering and End User support. Some of Neil's key focus areas are Business Intelligence, Network Infrastructure and Security, Food/Beverage/Retail Points of Sale, Baseball Software and Application Development, CRM, Call Center, Ballpark Scoreboards, Displays and Sound Systems, integration with MLB Advanced Media for fan-facing tools and apps, Ticketing platforms and end user device management.

He also performs program management for major capital projects and serves on advisory committees supporting Ticketing, Service Delivery, Capital Planning, Risk Management and more.

Prior to joining the Indians organization, Neil served as Senior Vice President and Chief Information Officer at Jackson Family Wines in Sonoma, CA. His career for the fourteen years prior to JFW included retail-focused positions at Williams-Sonoma, Smith & Hawken and Gap Inc., as well as management consulting stints at KPMG and Andersen Consulting. Neil graduated in 1992 from the University of Colorado-Boulder with a BA in International Affairs.

Neil resides in Chagrin Falls, OH, with his wife Laura and two sons, Cole and Hank. Neil also serves as Board Chair for the Positive Coaching Alliance, Cleveland Chapter.



Jim Folk

Vice President, Ballpark Operations

Jim Folk enters his 37th season in Major League Baseball and his 27th with the Cleveland Indians. Folk joined the organization in June of 1992 as Director of Ballpark Operations and was elevated to Vice President of Ballpark Operations in November of 2001.

In his role, Jim is responsible for all activities at Progressive Field - including ushering, security and police, guest services, maintenance, custodial, playing field, and parking – as well as the Club's Arizona operations. He works with Gateway on lease and management issues and with the city of Cleveland on the staffing of the public safety crews around Progressive Field. Jim was heavily involved in the design and construction activities of the ballpark and oversaw the 1993 final series at Cleveland Stadium and 1994 opening at then-Jacobs Field.

The Naperville, Illinois native's career in baseball began with the Chicago White Sox in 1979. He worked for the Sox for 10 seasons, spending five from 1984-88 as the Assistant Director of Ballpark Operations. Prior to joining the Indians he was the Director of Operations of the Florida Suncoast Dome (now Tropicana Field) from 1989-92 where he was involved in the construction and opening of the dome in 1990.

Jim, who earned a degree from Loyola University of Chicago in 1984, is a member of the International Association of Venue Managers, National Fire Protection Association, Stadium Managers Association, and sits on several advisory committees to Major League Baseball's Security & Facility Management Department. He serves on the Board of Directors of the Congregation of Saint Joseph Ministries and the Historic Gateway Neighborhood Corporation Board of Trustees, as well as an advisor to the Stadium Managers Association Board of Directors.

Jim and his wife, Sue, reside in Westlake and have two daughters, Kelly and Erin.



Sara Lehrke

Vice President, Human Resources & Chief Diversity Officer

Sara Lehrke is currently in her 34th season with the Indians organization, her eighth as Vice President of Human Resources and Chief Diversity Officer.

Lehrke began her career with the Indians in 1985 as Administrative Assistant to the Vice President of Business. She has also worked in Ballpark Operations, Personnel and Benefits and was responsible for the creation of the Customer Service department for the Club.

As Vice President, Human Resources and Chief Diversity Officer, Lehrke is responsible for all aspects of employee recruitment, training, development and compensation for the organization. Her responsibilities include the coordination, delivery and compliance of all employee benefits, compensation and employee development. She also assists in the negotiations with various labor unions representing the employees of the Cleveland Indians. Sara's leadership role as Chief Diversity Officer led to the development and execution of an exemplary Diversity Plan that formed the foundation for more diverse business partnerships with the club, while celebrating the many different cultures of our team at Progressive Field.

Lehrke's determination and the company's investment in its employees have resulted in the club being honored as Northcoast 99 Award recipients in seven of the last nine years (2009, 2011-13, 2015-17). From 2009-14, the Indians organization was recognized as Best in Class for Workforce Diversity by the Commission on Economic Inclusion four times, as well as being named to the Commission 50 for advancing inclusion and achieving results. The Cleveland Museum of Natural History has recognized the club as part of their Wellness @ Work Awards, placing 3rd in 2009 and 1st in 2010.

In 2004, Sarah was recognized by the YWCA as a "Woman of Excellence" Award winner. She is a 2007 Alumna of LeadDIVERSITY sponsored by The Diversity Center of Greater Cleveland and is a graduate of Leadership Cleveland's Class of 2012. Lehrke also serves on the Board of Directors for The Diversity Center of Northeast Ohio.

A native of Lakewood, OH, Lehrke currently resides in North Ridgeville, OH with her husband, Dale. Her daughter, Jessy, teaches first grade in the Cleveland area, while her son, Ben, works in Winston-Salem, NC.



Brad Grant

Vice President, Baseball Operations - Strategy & Administration

Brad Grant begins his 25th season with the Indians and first in the role of Vice President of Baseball Operations, Strategy & Administration.

Brad spent the previous ten seasons as the club's Director of Amateur Scouting and under his leadership 15 members of the club's 2017 40-man roster were selected and signed. Former first round picks Lonnie Chisenhall, Francisco Lindor, Tyler Naquin and Bradley Zimmer have greatly impacted the Major League club over consecutive A.L. Central Division titles in 2016-17. His ten-year run as Amateur Scouting Director was the longest in franchise history.

In his new position, Brad's responsibilities will broaden in scope and shift out of Amateur Scouting and into Baseball Operations, where he will assist in all departments and platforms.

His role will include the coordination of capital projects and strategy in the areas of resource prioritization and allocation. Brad also will continue to be a departmental resource for each of the club's scouting and player acquisition areas (Amateur, International and Pro Scouting) and will be a bridge between Baseball and Business Operations internally.

Brad's tenure with the Indians began in 1994 as an intern in the Marketing department. He started his career in the Baseball Operations department in 1995 as a scouting intern and then moved to a full-time position as Assistant, Scouting Operations in 1996. In 1999 he was appointed to the position of Assistant Director of Scouting.

Brad graduated in 1994 from Miami University with a Bachelor of Arts degree in communications. He swam 4 years at Miami after receiving high school All-American honors at University School in Hunting Valley, Ohio.

Brad resides in Rocky River, Ohio with his wife, Kate, who is a Vice President at WME|IMG. They have a daughter, Margaret, and a son, Will. His brother-in-law, Lee MacPhail, is currently a professional scout for the Seattle Mariners. His father, Ron Grant, recently retired from University School where he served as the Director of Physical Education and Athletic Director for over 40 years.



Rich Dorffer

Vice President, Finance

Rich Dorffer is entering his 19th season with the Cleveland Indians and first as Vice President, Finance for the organization. Rich began his career with the Indians in May 1999 as the Manager of Corporate Reporting, Development & External Reporting and has spent the last five years as Senior Director, Planning, Analysis & Reporting.

As Vice President, Finance, Rich will be responsible for managing tax reporting and compliance functions, company insurance administration and the coordination with Major League Baseball on risk management matters and treasury management functions. He continues to oversee forecasts and long-term strategic financial plans for the Cleveland Indians, external reporting to MLB - including compliance with the CBA - and revenue sharing reporting. Rich also oversees workers' compensation for the organization in addition to

working on special projects for ownership and detailed financial analyses related to a myriad of unique business transactions.

Prior to joining the Indians, Rich was employed in the audit and assurance services group of PricewaterhouseCoopers, LLP from 1994-1999. A native of Northeast Ohio, Rich attended Dalton High School where his parents, Richard and Margaret, continue to live. He is a 1994 graduate of John Carroll University with a BSBA in Accountancy, resides in Northeast Ohio, and has three children, Alaina, Lacimarie and Luke.



Nicole Schmidt

Vice President, Brand, Strategy & Analytics

Nicole Schmidt is in her fifth season with the Cleveland Indians organization.

In her current role, Nicole oversees the organization's efforts in brand marketing, strategic planning, and business analytics. Her responsibilities include the annual brand campaign, media and promotion planning, market research and partnering to deliver data-driven analysis and project management to key business challenges across the organization.

Prior to joining the Indians, Nicole worked in strategy consulting at Monitor Group in Chicago. She received her undergraduate degree in Marketing and Finance from the University of Iowa and an MBA from Northwestern University.



Kurt Schloss

Vice President, Concessions

Kurt Schloss is entering his 14th season with the Cleveland Indians and sixth as Vice President, Concessions. Schloss maintains oversight of all Merchandising and Corporate Purchasing, as well as the organization's Food and Beverage business.

A retail and wholesale veteran of more than 17 years prior to joining the Indians, Kurt came to the club in August 2004 as the Director of Merchandising, overseeing all aspects of the Mall Store, Ballpark and Spring Training retail businesses. He held that position for two seasons before being elevated to Senior Director and taking on Corporate Purchasing for the team.

As Vice President, Concessions, Kurt is responsible for overseeing the development and implementation of the appropriate business plans while ensuring a focus on achieving organizational guiding commitments, strategic priorities and organizational financial objectives and strategies.

A native of the Akron area, Kurt attended Walsh Jesuit High School and is a graduate of Ohio State University with a BA in Organizational Communication. He resides in Bath, Ohio with his wife, Linda, and their three boys, Jack, Robert and Michael.



Jay Hennessey

Vice President, Baseball Learning & Development

Jay is entering his first season with the Cleveland Indians as Vice President of Learning and Development for Baseball Operations, a new role within the organization. In this role, Jay serves as a resource for leaders at all levels to continuously improve through leadership development and learning management initiatives.

Prior to joining the Indians, Jay served 25 years in the United States Navy. Jay finished his career serving as the Commander of a Navy Training Center of Excellence in San Diego CA, before retiring as a Captain.

A Connecticut native, Jay earned a Bachelor of Arts degree from Villanova University, a Master's of Business and Administration from San Diego State University and was a distinguished graduate of the U.S. Naval War College, earning a Master of Arts Degree in National Security and Strategic Studies.

Jay and his wife, Jessica, reside in Westlake, Ohio with their four children.



Tim Salcer

Vice President, Sales & Service

Tim enters his fourth season with the Cleveland Indians after being named Vice President of Sales and Service in January 2017. In his present role, Tim is responsible for overseeing Season Tickets, Group Tickets and Single-Game Tickets, Corporate Partnerships, Premium Hospitality, Sales Service and Fan Services as well as Ticketing Operations.

Salcer joined the Indians in 2015 as Senior Director of Ticket Services following a 14-year career with Chattem Inc. (National Consumer Product Goods Company) where he worked with top accounts including Walmart and Walgreens. Tim is a 2000 Graduate of John Carroll University and graduate of Notre Dame Cathedral Latin High School (Chardon) as well St. Paschal Baylon Grade School (Highland Heights). He coached high school and youth sports for 20 years including NDCL, Mentor Youth Football League and St. Paschal Baylon.

Tim and his wife Kim reside in Highland Heights, Ohio. Tim's parents Roland and Jane live in Lyndhurst and his dad is a retired Captain of the Cleveland Heights Police Department, where he was the longest serving policeman in the history of the state of Ohio and second longest in the nation with 60 years on the job following his service in the tank corp during WWII.



Joe Znidarsic

Vice President, General Counsel

Joe Znidarsic is in his 15th season as the club's Vice President, General Counsel. As the Indians senior legal counsel, Joe provides guidance and advice on all legal matters affecting the Indians, including contracts, regulatory matters, litigation and business planning.

Joe served as primary legal counsel for the Lawrence Dolan family in the acquisition of the Cleveland Indians franchise in 2000 and remained as the Indians' outside legal counsel until 2003 when he was promoted to his current position as chief legal counsel for the club. Joe played a significant role in the planning and creation of *SportsTime Ohio*, the Dolan family-owned regional sports network, which commenced business in 2006 as the principal provider of Cleveland Indians baseball video programming. Joe also served as general counsel for *SportsTime Ohio* until December 2012 when the network was acquired by Fox Sports. More

recently, he counseled Club ownership on its successful efforts to bring John Sherman into the Indians ownership group. Znidarsic remains a partner in the law firm of Thrasher, Dinsmore & Dolan, which he joined in 1977. Joe has developed significant experience counseling business clients in the areas of mergers, acquisition, governance, finance, income tax and estate planning and continues to provide services in those areas to the firm's clients today.

A native of the Cleveland area, Joe attended St. Joseph High School (now Villa Angela-St. Joseph), graduating from Bowling Green State University in 1973 and Case Western Reserve University Law School in 1976. Joe and his wife, Jill Ledin, live in Lake County. Joe serves as an active participant in many charities, local boards and business groups.



Curtis Danburg

Senior Director, Communications

Curtis Danburg enters his 23rd season with the Cleveland Indians in 2018.

In his current role as Senior Director of Communications, he oversees Corporate Communications, Baseball Information, Broadcasting, Digital Media, Photography and Historical Archives. He began his career with the organization spending three years as an intern in the Indians Media Relations Department before becoming a full-time member of Media Relations in 1998. He transitioned in 2005 to lead Corporate Communications and Digital Media, areas still under his direction. Danburg also spent seven seasons (2005-2011) overseeing Creative Services for the Indians before being promoted to a leadership role with the entire Communications division in 2011.

A native of Mentor, OH, Curtis graduated from Bowling Green State University in 1996, majoring in Sports Management. He serves as a Board Member for Ohio Guidestone, Baseball Heritage Museum and Orange Effect Foundation.

Curtis and his wife, Danielle, reside in Fairview Park, Ohio with their two children, Tyler and Hannah.



Rebecca Kodysh

Executive Director, Community Impact

Rebecca Kodysh enters her sixth season with the Cleveland Indians after joining the organization as Executive Director of Community Impact in April of 2013.

Kodysh leads the Community Impact Department, which is responsible for driving the organization's mission to utilize baseball to strengthen youth through service initiatives that focus on education, health and fitness. Rebecca also serves as Executive Director of Cleveland Indians Charities (CIC), a private foundation established in 1989 that concentrates its philanthropy on youth education and baseball initiatives.

Kodysh came to the Indians following more than nine years of service with Big Brothers Big Sisters of Greater Cleveland, most recently as VP of Programs. From 2007-10, she also

taught as an Adjunct Instructor for the Mandel School for Applied Social Sciences at Case Western Reserve University, her graduate alma mater. Rebecca spent the first two years of her career in Hawaii as a special education teacher and parent advocate before returning to Ohio, where she worked in various areas of grant administration for the Cleveland Municipal School District and U.S. Dept. of Education.

Rebecca holds a Bachelor's degree in Psychology from Ohio University and a Master of Nonprofit Organization's degree from Case Western Reserve University. Rebecca lives in Avon Lake with her husband, Jim, and their two sons.

BASEBALL OPERATIONS



Mike Chernoff

General Manager

Mike Chernoff enters his 15th season with the Cleveland Indians organization in 2018 and his third since being named as the 16th General Manager in team history on Oct. 6, 2015. He spent the previous five seasons as the club's Assistant General Manager after being elevated to the position in October 2010.

Chernoff was previously the Tribe's Director of Baseball Operations over four seasons from 2007-10 after spending the 2005-06 campaigns as the Assistant Director of Baseball Operations. His tenure with the organization started in June 2003 when he began an internship in Baseball Operations.

As General Manager, Mike works with President of Baseball Operations Chris Antonetti to lead all aspects of the club's baseball operations, including Major League operations, scouting and player acquisitions, player development and performance, research and development, and contract negotiations. Chernoff has helped lead a variety of strategic moves and organizational development initiatives that have impacted the Indians current Major League team and organizational culture, including the hiring of Terry Francona and numerous player acquisitions, multi-year contract negotiations, and scouting and development initiatives.

Mike played four years of varsity baseball as a middle infielder at Princeton University and served as captain of the team as a senior. He earned a degree in economics with a certificate in finance from the Ivy League institution in June 2003.

Mike and his wife, Sarah, reside in Beachwood, Ohio with their sons, Brody and Owen, and daughter, Arielle. His father, Mark, is the Vice President of Programming at WFAN in New York City.

GENERAL MANAGERS OF THE CLEVELAND INDIANS

1903-27..... Ernest S. Barnard	1957-61..... Frank Lane	Sept. 18, 1991 - Oct. 31, 2001
1916-17..... Bob McRoy	1961-73..... Gabe Paul John Hart
1927-35..... Billy Evans	1973-85..... Phil Seghi	Nov. 1, 2001 - Oct. 3, 2010
1935-41..... C.C. Slapnicka	Mar. 8, 1985 - Dec. 18, 1987 Mark Shapiro
1941-46..... Roger Peckinpugh Joe Klein	Oct. 4, 2010 - Oct. 5, 2015
1946-49..... Bill Veeck	Nov. 2, 1987 - Sept. 18, 1991 Chris Antonetti
1950-57..... Hank Greenberg Hank Peters	Oct. 6, 2015 - present
	 Mike Chernoff



Carter Hawkins

Assistant General Manager

Carter Hawkins begins his 11th season with the Indians and second since being appointed Assistant General Manager in November of 2016. Carter began his tenure with the Indians in 2008 as the Advance Scouting Intern and progressed into a full-time role in Professional Scouting in 2009. In 2010, Carter became Assistant Director of Player Development, a role he filled for four seasons before moving into the role of Director of Player Development for the 2015 season.

Carter, along with fellow Assistant General Manager Matt Forman, assists Chris Antonetti and Mike Chernoff in all aspects of baseball operations, including player and staff procurement and development, negotiations, rules and administration, and player personnel decisions at the Major and Minor League levels. Additionally in his role, Hawkins oversees the Indians Player Development Department, ensuring that the values and vision of the department align with those of the organization on the whole.

Carter graduated magna cum laude from Vanderbilt University in 2007 with a degree in Human and Organizational Development and was a 4-year letter winner as a catcher for the Commodore baseball team. Carter and his wife, Lindsay, live in Cleveland.



Matt Forman

Assistant General Manager

Matt Forman enters his sixth season with the Cleveland Indians and second since being named Assistant General Manager in November 2016. Prior to his promotion, Forman filled a number of roles within the club's Baseball Operations department.

In his role as Assistant GM, Forman assists Chris Antonetti and Mike Chernoff in all facets of Baseball Operations, including staff hiring and development, contract negotiations and arbitration, rules administration and interpretation, process implementation and innovation, organizational infrastructure initiatives, and player personnel decisions at the Major and Minor League levels. Forman also oversees the organization's scouting and player procurement processes (Amateur, Professional and International Scouting) and heads the

club's internship program.

Forman's tenure with the Tribe began in January 2013. Prior to joining the Indians, Forman wrote for *Baseball America*. He graduated in June 2011 from Northwestern University, where he earned degrees in Journalism and American History. Originally from Philadelphia, Forman resides in Rocky River, OH with his wife, JoHanna.



John Mirabelli

Senior Director, Scouting Operations

John Mirabelli begins his 19th season in charge of the club's Scouting Operations Department. He served as Assistant General Manager from 2002-10 after joining the organization in 2000 as the Indians Director of Scouting.

Mirabelli, 57, plays a substantial role in the procurement of amateur and professional talent, both in the United States and abroad. John oversees and manages the scouting and acquisition efforts in the domestic and international markets for the club. The club continues to operate heavily in Latin America and the Pacific Rim. Additionally, he assists President of Baseball Operations Chris Antonetti in all player acquisitions relative to the 40-man roster and minor league system. He continues to assist with the First-Year Player Draft, which has

resulted in a number of highly-regarded classes (named best MLB Draft in 2010 & 2014 by *Baseball America*). Mirabelli was inducted into the Professional Baseball Scouts Hall of Fame by the St. Paul Saints in August of 2013.

The Pittsburgh, PA native spent the 1998-99 seasons as the National Crosschecker in the Detroit Tigers Scouting Department. Prior to his stint as crosschecker he spent the 1997 season as the South East Supervisor for the Tigers and before that was an Area Scout with Detroit from 1990-96. Detroit's 1997 & '98 first round picks (RHP Matt Anderson & RHP Jeff Weaver) each made it to the big leagues during their first professional seasons and in 1997 he signed the Tigers' 6th round pick, RHP Brian Moehler. He was named Detroit's Scout of the Year in 1996 and in 1997 the Tigers were named Organization of the Year by *Baseball America*.

John played his collegiate ball at North Carolina State University and played professionally in Italy for two seasons in 1983-84 before returning to his alma mater, spending six seasons from 1985-90 as the Pitching Coach/Recruiting Coordinator with the Wolfpack before becoming an area scout with the Tigers after the 1990 draft. While at North Carolina State, John received a bachelor's degree in business management.

He and his wife, Mirella, have two children, Tina and Tommy. Tommy was selected by Pittsburgh in the 24th round of the 2012 First-Year Player Draft out of St. Edward High School, but instead accepted an offer to play at the University of Kansas.



Wendy Hoppel

Director, Baseball Administration

Wendy Hoppel begins her 35th season in the Indians Baseball Operations department and her 18th season as the club's Director of Baseball Administration.

As Director of Baseball Administration, Wendy oversees all facets of the organization's administrative support, concentrating in the areas of Minor League player contracts and financial administration. Specifically, she manages the budgets for the Major League club and the Tribe's Player Development System, as well as the contract tenders/payroll of the minor league domestic and foreign players. In addition, she coordinates all of the travel and living arrangements among the six minor league clubs and the organization's 150+ minor league players during spring training and the regular season; processes the working visas

for the club's foreign-born players; and coordinates and administers the Major League Baseball College Scholarship plan for former and current Cleveland Indians players.

Wendy's tenure with the club began in June of 1984 when she was hired as an assistant to the Farm & Scouting Director. Hoppel earned a degree in applied business from Bowling Green State University after graduating from Bowling Green Senior High School.

Wendy resides in Lakewood with her daughter, Grace.



Dr. Charles A. Maher

Sport & Performance Psychologist; Senior Director, Department of Personal & Organizational Performance

Charlie Maher enters his 23rd season with the organization as Sport and Performance Psychologist and Senior Director, Department of Personal and Organizational Performance. In these capacities, he oversees the mental and emotional development and performance enhancement of all players at the Major and Minor League levels, while also conducting psychological assessments of player prospects for the draft. He is Director of the Cleveland Indians Sport Psychology Program and is also involved in leadership assessment and professional development of Indians staff in Baseball and Business Operations. Additionally, Charlie is Director of the Employee Assistance Program, coordinates organizational development projects, provides assistance in the continued development and implementation

of the player plan system, and conducts special psychological studies.

Charlie is a licensed psychologist, a fellow of many psychological societies and holds Diplomate status with the American Board of Administrative Psychology and American Board of Sport Psychology; he is also a Certified Mental Performance Consultant of the Association of Applied Sport Psychology and a member of its Certification Council. Dr. Maher possesses several graduate degrees and certifications in psychology, education and business. He is the author of the nationally acclaimed book, "The Complete Mental Game of Baseball: Taking Charge of the Process, On and Off the Field." He is the President of the Professional Baseball Performance Psychology Group and sits on the National Advisory Board of the Positive Coaching Alliance.

Before coming to the Indians, Charlie worked for a decade as sport psychologist for the Chicago White Sox and served as sport psychology consultant for the New York Yankees, Detroit Tigers and other teams. Additionally, Charlie has served many years as a sport psychologist for the Cleveland Cavaliers, Cleveland Browns, New York Jets, Rutgers University football and basketball, while also working as a performance consultant for the New York Rangers and Minnesota Wild. He has also consulted with performance institutes worldwide, including the IMG Academy. Dr. Maher's practice in sport and performance psychology has included work with athletes and teams in football, tennis, basketball, baseball, boxing, horse racing and other sports.

Charlie also is a Professor Emeritus of Psychology at Rutgers University, where he has been involved with doctoral education, supervision, and research in clinical, school and organizational psychology. He has been editor of two professional journals, serves as Associate Editor of the "Journal of Sport Psychology in Action", sits on the editorial boards of several peer-reviewed scientific journals, and is author of numerous books and scientific publications in sport psychology, management, program planning and evaluation, and special education. He is married with two adult children and three grandchildren.



Sky Andrecheck

Senior Director, Baseball Research & Development

Sky Andrecheck enters his ninth season with the Indians organization and his third since being named as the club's Senior Director of Research and Development in November 2015. Andrecheck's tenure with Cleveland began in May 2010 when he was hired as a Baseball Analyst to enhance the club's quantitative efforts in numerous areas.

In his role, Andrecheck assumes responsibility for the club's analytical systems across Baseball Operations, leading the club's analysts and data scientists, while bringing advanced quantitative and analytical research to the organization. Andrecheck continues to serve as a resource for personnel and strategy decisions throughout Baseball Operations, including both Pro and Amateur Scouting, Player Development and Major League Advance Scouting.

A Chicago-area native, Andrecheck holds both a Bachelor's and a Master's degree in Statistics from the University of Illinois. Before joining the Indians, he worked as a statistician at Mathematica Policy Research in Washington, DC. Sky also wrote for several online baseball outlets, including *Baseball Analysts* and *SI.com*. He and his wife, Sarah, reside in Shaker Heights, Ohio with their daughter, Adeline.



Keith Woolner

Principal Data Scientist, Baseball Analytics

Keith Woolner enters his 12th season in Baseball Analytics, having joined the Indians organization in 2007. In his role, he drives innovative research to improve the organization's in-game strategy, player forecasting and acquisition decisions through the use of technology, data management, machine learning and statistical analysis.

Prior to joining the Indians, Keith was Director of Research & Development at *Baseball Prospectus* for 10 years. He has co-authored 10 books, including several editions of the *Baseball Prospectus* annual and the award-winning *Baseball Between The Numbers*. Keith is the inventor of VORP (Value Over Replacement Player), a well-known sabermetric statistic. He worked in the software industry for 15 years before joining the Indians, including

stints at Oracle and SAS Institute.

He holds dual Bachelor's degrees in Mathematics with Computer Science and Management Science from the Massachusetts Institute of Technology (M.I.T.), and a Master's degree in Management Science & Engineering from Stanford University.



Paul Gillispie

Senior Director, International Scouting

Paul Gillispie begins his 12th season with the Indians organization and second since being promoted to Senior Director of International Scouting in December of 2016. In his present role, Gillispie oversees all aspects of International Scouting, including both Latin America and the Pacific Rim, while leading the evaluation, information-gathering and process implementation efforts for the acquisition of international, amateur and professional players.

Gillispie spent the previous two years as the club's Director of Pro Scouting after serving for six years as Assistant Director of Scouting from 2009-14. Paul's tenure with the Indians started in November 2006 when he began an internship in Baseball Operations and he later went on to become an Area Scout for Georgia, South Carolina and Northern Florida.

Paul graduated from the University of Virginia with a degree in American Politics. He played for the Cavaliers baseball team and was team captain for the 2003-04 season. He is a member of the Buck O'Neil Professional Scouts and Coaches Association. Originally from Danville, VA, Paul resides in downtown Cleveland.



Eric Binder

Director, Baseball Operations

Eric Binder begins his sixth season with the Indians and second as Director of Baseball Operations after spending the previous two campaigns as Assistant Director of Player Development. Binder began his tenure with the Indians in 2013 as the Advance Scouting Intern and progressed into a full-time role in Player Development in 2014.

As Director of Baseball Operations, Eric supports the day-to-day functions of the department, including player personnel, performance, and procurement. In addition, he supports Major League Operations and collaborates with the Major League staff, Performance Services, Player Development, each scouting department, and Analytics to help implement and refine organizational philosophies.

Eric joined the Indians after a two-year Minor League pitching career from 2012-13, most notably with the St. Louis Cardinals organization. He grew up in Burr Ridge, IL and attended Northwestern University, later graduating from Trinity University in 2010 with a degree in Economics. He resides in downtown Cleveland.



James Harris

Director, Player Development

James Harris begins his second season with the Indians after joining the organization as Director of Player Development in December of 2016.

In his current role, Harris oversees all aspects of the Indians farm system, including the organization's six minor league affiliates and Dominican Summer League team. Harris leads the continued improvement and implementation of Player Development philosophies, programs and systems, while directing staffing and personnel decisions for the department. It is the goal of the Indians Player Development System to fully develop the whole athlete, while providing each player and staff member with practical development tools and resources.

Prior to joining the Indians, James was a Special Assistant to Baseball Operations with the Pittsburgh Pirates and spent time as Chief of Staff for the Philadelphia Eagles and the University of Oregon. During his 20-year career in sports, he has also spent time with the University of Nebraska, Arizona State University, San Francisco 49ers and Athletes' Performance (EXOS).

James graduated from the University of Nebraska in 2000 with a degree in Human Resources and Family Sciences, has a Master's Degree in Nutrition and Exercise Science from Nebraska, is a Registered Dietitian (RD), and studied Leadership at the University of Oregon.

A Los Angeles area native, James and his wife, Kimberly, have two daughters, Kamryn and Keliyah.



Koby Pérez

Director, Latin American Scouting

Koby Pérez is beginning his fifth season with the Cleveland Indians organization and third as the club's Director of Latin American Scouting after being named to the position in January of 2016.

In his current role, Pérez guides all amateur scouting efforts in Latin American countries, including the Dominican Republic and Venezuela, after previously serving as the club's International Crosschecker since November of 2013.

Pérez, 39, enjoyed a five-year minor league catching career from 2001-05 in the Detroit and Boston organizations before joining the Red Sox staff as a part-time scout at the conclusion of his playing career. After attending the Major League Scouting Bureau's Scout School, he was hired by the St. Louis Cardinals as a Northeast Area Scout along the New England seaboard, a position he held for three seasons from 2006-08. He later spent five seasons on Philadelphia's Latin American scouting staff (2009-13), focusing mainly on the Dominican Republic and was also instrumental in the club's signing of Maikel Franco, Domingo Santana and Hector Neris.

Pérez was born in Tamayo, DR and has been a resident of North Bergen, New Jersey since childhood.



Scott Barnsby

Director, Amateur Scouting

Scott Barnsby begins his 19th season as a member of the Indians organization and first as Director of Amateur Scouting after spending each of the last three years as Assistant Scouting Director under Brad Grant.

Barnsby came to Cleveland in 2000 and assisted with advance scouting operations for two years before serving as an Area Scout in Kentucky, Tennessee and Mississippi from 2002-06. From 2007-11, he operated as the club's Regional Crosschecker in the midwest and southeast territories before advancing to National Crosschecker from 2012-14.

A native of Torrington, Connecticut, Barnsby was selected by the Los Angeles Dodgers in the 1998 June draft out of the University of Massachusetts-Amherst. The right-hander tossed a no-hitter for the Minutemen in the 1998 Baseball Beanpot game played at Boston's Fenway Park, a 1-0 victory over Harvard. Scott currently resides in Huntsville, Alabama with his wife, Kristen, and their sons, Andrew and Matthew.



Victor Wang

Director, Pro Scouting

Victor Wang enters his tenth season with the Indians and second as Director of Pro Scouting. In his current role, Victor oversees all phases of the organization's professional scouting efforts, manages the Professional Scouting Staff, provides player evaluations, and fulfills a variety of other responsibilities within the Baseball Operations Department.

Wang most recently was the Assistant Director of Pro Scouting from 2013-16. He joined the Cleveland organization in a full-time capacity in June 2012 as a Baseball Operations Assistant after spending the previous three summers as a Baseball Operations & Analytics Intern. Prior to joining the Indians, Victor wrote for the *Hardball Times*.

Victor grew up in Bloomington, Minnesota and later graduated from Northwestern University in June 2012 with a BA in Economics. He currently resides in downtown Cleveland.



Josh Gibson

Director, Learning & Development

Josh Gibson begins his first season as a member the Indians organization as Director of Learning and Development after consulting with the team in 2016. In his role as Director of Learning and Development, Josh will research, develop, and implement initiatives consistent with the strategy of baseball operations, while serving as a resource for staff across the organization to support continually improvement.

Prior to joining the Indians, Josh served as a team development consultant in both professional baseball and college football. Previously, Josh worked for three seasons with the Philadelphia Eagles, functioning as the Director of Team Development and Assistant Chief of Staff. Before moving to Philadelphia, Josh spent six years with the University of Oregon football program where he focused on recruiting, operations and player development.

A San Francisco Bay Area native, Josh earned his Business degree from the University of Oregon. Josh is currently finishing a Master's degree in Organizational Dynamics from the University of Pennsylvania. Josh and his fiancée, Holly, reside in Westlake, Ohio.




Matt Blake

Assistant Director, Player Development

Matt Blake begins his third season with the Indians and second as Assistant Director of Player Development after being named to the position in November of 2016. Matt began his tenure with the Indians in 2016 as the Lower Level Pitching Coordinator. In his current role, Matt assists with the leadership of the organization's Player Development staff, as well as the design and execution of its programs, policies and curricula. Additionally, he oversees the player plan origination of the club's pitchers, collaborating with coaches, coordinators and front office personnel

Prior to joining the Indians, Matt spent seven years as the Pitching Coordinator for Cressey Sports Performance, while also spending time coaching in the Cape Cod Baseball League with the Yarmouth-Dennis Red Sox. He grew up in Concord, NH and graduated from the College of the Holy Cross in 2007 with a degree in Psychology and Philosophy. Matt resides in downtown Cleveland.



Alex Eckelman

Assistant Director, Player Development

Alex Eckelman begins his ninth season with the Indians and his third in the role of Assistant Director of Player Development after spending much of the previous four years as Advance Scouting Coordinator. In his current role, Alex assists with the leadership of the club's Player Development staff and the design and creation of programs, policies and curriculums implemented throughout Cleveland's system. He also oversees the player plan origination for position players in collaboration with coaches, coordinators and other front office staff members. Eckelman originally joined the Indians organization in 2010 as an Advance Scouting Intern and transitioned into the role of Assistant Director, Pro Scouting in 2011, handling analysis and Major League advance reports on upcoming opponents while also assisting with oversight of the club's Pro Scouting operations.

Alex, 43, played professional baseball for nine years from 1997-2005 in the Houston and St. Louis organizations including parts of three seasons at the Triple-A level. Following his playing career, he coached in the Astros system in 2007. Alex graduated from The Ohio State University, where he played varsity baseball from 1994-97 and was elected to the Varsity "O" Hall of Fame in 2006 in a class that included Eddie George. He concluded his minor league career with a batting average of .274 (706-2578) in 804 games.

Alex resides in Broadview Heights and has two children, Mason and Samantha.



Alex Merberg

Assistant Director, Baseball Operations

Alex Merberg begins his fourth season with the Indians and second as Assistant Director of Baseball Operations. Alex began his tenure with the Indians in 2015 as a Baseball Operations & Analytics intern and progressed into a full-time role in Baseball Operations in 2016.

In his current role, Merberg assists with the day-to-day functions of the Baseball Operations department. He collaborates closely with Player Development, Pro Scouting, Performance Services and Analytics with a focus on player analysis and process innovation. In addition, Merberg oversees all aspects of the Advance Scouting process and supports both the Major and Minor League coaching staffs.

Alex graduated in 2015 from Tufts University, from which he earned a degree in Economics. He is from Weston, Connecticut, and resides in downtown Cleveland.



Kevin Tenenbaum

Assistant Director, Baseball Research & Development

Kevin Tenenbaum enters his first season with the Indians organization as the Assistant Director of Baseball Research and Development. In his new role, Kevin supports and assists the Baseball Operations department in advancing knowledge of the game through quantitative data analysis. He also provides recommendations for a variety of baseball operations decisions in areas including both Pro and Amateur Scouting, Player Development and Major League Advance Scouting.

After growing up outside Washington D.C., Tenenbaum received a Bachelor's degree in Mathematical Sciences from Middlebury (VT) College. He spent three seasons with the Baltimore Orioles before joining the Indians, and he has published his work in the *Hardball*

Times Baseball Annual and presented research at the SABR Analytics Conference. Kevin resides in Cleveland.



Mike Hargrove

Special Advisor

Cleveland Indians Hall of Famer Mike Hargrove enters his eighth season since rejoining the organization as Special Advisor in 2011. Hargrove was previously a member of the Indians family for 21 seasons from 1979 to 1999, spending 8 ½ seasons as Indians Manager from 1991-99. The 68-year old Perryton, TX native compiled a record of 721-591 (.550) for the Tribe, posting the 2nd-highest managerial win total in franchise history behind Lou Boudreau's 728 victories. Hargrove led the Indians to five straight American League Central Division titles from 1995-99 and two American League Pennants in 1995 & '97, as he is the only manager in club history to win multiple A.L. titles.

Hargrove also spent four seasons (2000-03) managing the Baltimore Orioles and three seasons with the Seattle Mariners (2005-07), recording a career Major League managerial record of 1188-1173 (.503) over 16 seasons. Mike played for the Indians from 1979-85 and was named Indians "Man of the Year" in 1980 & 1981 and won the Frank Gibbons "Good Guy" Award in 1985. He finished his Major League career as a .290 (1614-5564) hitter in 1666 games from 1974-85, earning A.L. Rookie of the Year honors with Texas in 1974 (.323, 4HR, 66RBI). Mike led the A.L. with a .432 OBP in 1981. His best year in Cleveland was 1980 when he hit .304 with 11 HR, 86 runs and 85 RBI.

The 2008 Indians Hall of Fame inductee fulfills a variety of roles for the organization, as Hargrove assists Terry Francona and his coaching staff in spring training, provides guest color commentary on a number of broadcasts throughout the season and serves as a key resource for the many business, community and charitable endeavors of the franchise.

Mike lives in Richfield, Ohio with his wife, Sharon. They have five children and 13 grandchildren. The couple grew up in Perryton, Texas and are active in many local charities, including Make-A-Wish Foundation, Providence House, Aluminum Cans for Burned Children, Coats for Kids, ALS, Cystic-Fibrosis and Our Lady of the Wayside. Mike was a member of the Greater Cleveland Sports Commission Hall of Fame's Class of 2013, later receiving a GCSC Lifetime Achievement Award in 2017, and was honored at the Golden Age Centers Golden Achievement Awards in 2014.

SPECIAL ASSISTANTS TO BASEBALL OPERATIONS



Steve Lubratic

Special Assistant to President of Baseball Operations/GM

- Steve enters his 17th season with the Indians and fourth as a Special Assistant after spending the previous two years as Director of Pro Scouting
- He joined the Indians after serving as the Assistant General Manager for the Detroit Tigers from 1996-2001
- Lubratic was a NCAA Division II All-American shortstop at the University of California-Riverside in 1977
- Joined the Padres organization in 1985 as a player/coach before managing from 1988-91 in the team's system
- He and his wife, Deborah, reside in Lee, NH; they have two adult children, Brandt and Natalie, and one grandson



Dave Malpass

Special Assistant to President of Baseball Operations/GM

- Malpass is set to begin his 18th year with the Indians organization and his 26th season in professional baseball
- Spent eight years serving in various roles and capacities for the Montreal Expos before joining Cleveland in 2000
- Played four years of collegiate baseball and graduated from Northwest Nazarene University in Nampa, ID before attending graduate school, and beginning his coaching career at Washington State University
- Resides in Huntington Beach, CA with wife, Terri, and their two children, Brady and Blakely



Don Poplin

Special Assistant to President of Baseball Operations/GM

- Poplin begins his 26th year in professional baseball and his 17th season with the Indians organization
- Prior to joining the Tribe, Poplin served as an Amateur Scout for Seattle (seven years) and Atlanta (two years)
- He and his wife, Teresa, have two sons, Chase and Alex
- Currently resides in Norwood, NC



Tom Wiedenbauer

Special Assistant to President of Baseball Operations/GM

- Wiedenbauer enters his 8th season with the Indians and first as a Special Assistant
- Served as organization's Field Coordinator in 2011 and again from 2013-17...joined Major League club in 2012 as first base and baserunning coach
- Prior to joining Cleveland, spent 35 years with Houston Astros organization
- Selected by Houston in 7th round of 1976 draft and had 8-year minor league career
- Resides in Ormond Beach, FL with his wife, Ellen...couple has three children, Christie, Tom Jr. and John



Tim Belcher

Special Assistant to Baseball Operations

- Belcher enters his 17th season with the Indians and his 15th as a Special Assistant, a role he held from 2002-09 and resumed in 2012
- The Sparta, Ohio native served as the team's Major League Pitching Coach from 2010-11
- Compiled a Major League record of 146-140 with a 4.16 ERA over a 14-year career with seven MLB teams, winning the *Sporting News* N.L. Rookie Pitcher of the Year honors in 1988 with the World Champion LA Dodgers
- All-American pitcher at Mount Vernon (OH) Nazarene University in 1983 prior to being drafted



Travis Hafner

Special Assistant to Baseball Operations

- Travis returns for his fourth season as a Special Assistant after a 12-year career in the Majors, 10 of which came with the Tribe
- Originally drafted by Texas in the 31st round in 1996 and was traded to Cleveland at the end of the 2002 season
- Hafner hit .278 overall as a member of the Indians and sits at eighth all-time in franchise history with 200 HR
- All-time franchise leader in home runs and RBI at the DH position...His 110 RBI in 2006 stands as the single-season record for Tribe DH's
- He and his wife, Amy, have three sons

BEHIND THE SCENES



Mike Seghi, Director of Team Travel

Mike Seghi begins his 45th season as the Tribe's Director of Team Travel. Mike's career with the ball club began in September of 1974 after he graduated from the University of Cincinnati in 1973 with a degree in education.

Mike coordinates all of the Major League club's travel plans during spring training, the regular season and Postseason. His 45-year run as a club travel director is the longest such tenure in Major League Baseball today.

He served as Traveling Secretary for the Major League Baseball All-Star teams that toured Japan in 1990 & 1992 and was the winner of the Frank Gibbons/Steve Olin Good Guy Award in 1981.

Mike and his wife, Patty, reside in Rocky River, Ohio and have two daughters, Brittany and Michelle. Mike's father, Phil, was the Tribe's General Manager from 1973-85.



Tony Amato, Home Clubhouse & Equipment Manager

Tony Amato begins his 16th season as the Tribe's Home Clubhouse and Equipment Manager.

Amato worked in the home clubhouse as an assistant to the clubhouse manager for 15 seasons from 1988-2002, starting under Cy Buynak in Cleveland Stadium. He got his start with the Tribe by winning the last WWWE/Sun Newspapers BatBoy Essay Contest in 1988 and spent that season as a ball and bat boy. Along with working home games in the Indians clubhouse, Tony taught physical education to developmentally handicapped students at Our Lady of Angels/St. Joseph's for three years from 1999-2002.

The Normandy High School graduate earned a Bachelor's degree in Marketing and a Master's degree in Sports Administration from Cleveland State University in 1997. Tony is long-time fan of the Cleveland Browns, manages a small stable of harness racehorses and resides in Broadview Heights, Ohio with his wife, Jackie.



Willie Jenks, Visiting Clubhouse Manager

Willie Jenks begins his 12th season as the Progressive Field Visiting Clubhouse Manager. In 2008, he was honored as the MLB Visiting Clubhouse Manager of the Year.

Jenks also works in the Home Clubhouse during Spring Training, assisting Tony Amato in Goodyear, AZ prior to heading north to prepare the Visiting Clubhouse. Willie served as a head Equipment Manager in each of the first three World Baseball Classic tournaments for the Netherlands (2006), Team Venezuela (2009) and Team USA (2013).

Jenks, who began working in the Visiting Clubhouse during the 1996 season, is a native of Brecksville, OH and graduated from Holy Name High School and the University of Akron.

Willie resides in Brecksville, Ohio with his wife, Danielle, and their daughter, Hannah.



Brandon Biller, Assistant Home Clubhouse & Equipment Manager

Brandon Biller begins his first season as Assistant Home Clubhouse and Equipment Manager and ninth overall with the Cleveland Indians organization.

Brandon's career with the Indians began in 2010 as an intern for Visiting Clubhouse Manager, Willie Jenks. After spending the 2011 International League campaign with the Columbus Clippers, Cleveland's Triple-A affiliate, Biller joined the Indians home clubhouse staff for the balance of that season and served as a clubhouse attendant under Tony Amato through 2017. Prior to his tenure in Cleveland, Brandon worked closely with the Men's Hockey and Baseball programs at Bowling Green State University.

The Fremont, Ohio native and Fremont Ross High School graduate earned a Bachelor of Science degree in Sport Management with an emphasis on Sports Enterprise from BGSU in 2009. Brandon enjoys spending time outdoors alongside his wife, Kellie, and son, Eric, with whom he resides in North Olmsted, Ohio.

BEHIND THE SCENES



Bob Chester, Director, Video Operations

Bob Chester begins his 23rd season as Director of Video Operations with the Cleveland Indians organization as he enters his 33rd year in professional sports.

Chester and his staff are responsible for providing all aspects of video related services pertaining to player development - specifically, self-scout, advanced scouting analysis, the draft, medical service videos and all minor league affiliate video.

Bob began his career in professional sports as a video director for the Cleveland Browns, producing the Emmy-nominated Browns Insider and Bill Belichick shows. Bob's previous experience includes teaching Electronic News Gathering and Post Production Editing classes at LCCC and managing

local origination programming for TCI. Bob helped pioneer the formulation of the Professional Baseball Video Coordinators Association and was elected by his peers as their President for two consecutive years.

He and his wife, Lynn, reside in Medina, OH. They have three children and four granddaughters.



Frank Velotta, Assistant Director, Video Operations

Frank Velotta begins his 24th season as a video coordinator with the Indians and his sixth since being promoted to Assistant Director. Frank supports Director Bob Chester with all video aspects of advance scouting and self-scout analysis, working alongside players, coaches and front office personnel. His role also includes creating instructional video for the Strength & Conditioning department, the Medical Services team and the Minor League staff. Frank also oversees all aspects of minor league video procedures and development.

Velotta was an intern for the Baseball Video Operations Dept. in 1995 before becoming a full-time associate in 1996. He graduated from Cleveland State University in 1996 where he earned his Bachelor's degree in Communications, specializing in audio/video production. He is also a founding member of the Professional Baseball Video Coordinators Association (PBVCA), which formed in 2004.

Frank resides in Middleburg Heights with his wife, Angel, daughter, Josephine, and son, Frank.



Bart Swain, Director, Baseball Information

Bart Swain begins his 27th season with the Indians and his 24th campaign in his present capacity as the Director of Baseball Information. He serves as the club's primary contact for all baseball PR initiatives, overseeing aspects of media services and player relations, in addition to the production of game day information and baseball research.

The 48-year-old native of Elyria, Ohio first joined the Indians in 1992 and spent the Tribe's final two seasons at Cleveland Stadium as an intern in the Media Relations Department. He joined the Indians in a full-time capacity in 1994 and became the Director of Media Relations the following season. Bart received the 2016 Robert O. Fishel Award for Public Relations Excellence.

Swain graduated from Elyria High School in 1988 and from Ohio University in 1992 with a degree in business. He resides in Rocky River, Ohio with his wife, Carrie, and their three children, Joe, Luke and Livia. His dad, Mike, played basketball and baseball for the Ohio State University from 1966-68. Bart will serve as Indians team captain for VeloSano Bike to Cure for a fifth consecutive year in 2018, having raised nearly \$500,000 during the first four years of the event.



Court Berry-Tripp, Assistant Director, Baseball Information

Court Berry-Tripp begins his 12th season in MLB and seventh with the Indians after joining the Communications Dept. in January 2012. He assists Bart Swain with all aspects of baseball communications and player/family relations, while overseeing the staff's internship program.

Prior to coming to Cleveland, Berry-Tripp spent four seasons with the Texas Rangers Baseball Media Relations Dept. from 2008-11, assisting with the club's World Series appearances in 2010 and 2011. His career started in 2007 as an intern in the Minnesota Twins Baseball Communications Dept., which included a five-week stint at the team's Dominican training academy in Boca Chica.


Court, 35, graduated from Miami University in 2005 with a business degree and also earned an MBA in Professional Sports Management from San Diego State University in 2007. He grew up in the Detroit suburb of Rochester, Michigan and currently resides in Rocky River, OH with his wife, Becca, and their daughter, James.

The Manager and Coaches



*1963 Father-Son Game
Terry Francona is 4th from the right; Tito Francona 3rd from the right*

Athletic Training	79-80
Coaches (1920-2017)	83
Coaches' Bios	67-78
Larry Doby Youth Fund	66
Manager's Bio	64-66
Strength and Conditioning	81
Terry Francona bio	64-66



Terry Francona

77

Age: 58, born April 22, 1959 in Aberdeen, South Dakota

Resides: Tucson, AZ

Position: Manager

Bats: Left

Throws: Left

Height: 6-1

Weight: 220

Contract Status: Signed thru 2020 (signed two-year extension on 11/4/2014)

Managerial/Coaching Career

SUMMARY: Francona has 17 years of Major League managerial experience, compiling a record of 1483-1269 (.539) for Philadelphia (1997-2000), Boston (2004-11) & Cleveland (2013-17)...His 1483 wins currently rank 5th among active Major League managers...Has received **BBWAA** Manager of the Year votes in 10 different seasons, including four of his five seasons with Cleveland entering 2018 (2013-14, '16-17); named A.L. Manager of the Year Awards in both 2013 & 2016...Also named **Baseball**

America MLB Manager of the year in 2007 & 2016, **Sporting News** A.L. Manager of the year in 2017 at finished runner-up to Paul Molitor in the 2017 **BBWAA** voting...Francona has guided a team to at least 90 wins 9 times in his career, most among active managers...Owns 13 consecutive winning seasons, the longest streak by any active MLB manager and longest by any skipper since Joe Torre's 14-year streak (1996-2009)...Saw a streak of 9 consecutive seasons with 86+ wins come to an end in 2014, 6th-longest by any manager in MLB history...Has guided his teams to the MLB Postseason on 8 different occasions (including 2013, 2016 & 2017 with Cleveland), compiling an all-time winning pct. of .606 (40-26) in the playoffs, which stands as the 2nd-best mark in MLB history (min 25G) behind Joe McCarthy (.698, 30-13)...Won first 9 World Series games he managed, the most wins w/o a loss in the history of the Fall Classic at the time (11-4 record in WS overall)...Has won 9 of 14 playoff series overall (excluding 2013)...One of 17 managers in MLB history who have managed two or more teams in a World Series.

MOST CONSECUTIVE SEASONS w/ 86+ WINS, ALL-TIME		
Manager	Seasons	Years
Joe McCarthy	16	1928-30 (ChC), 1931-43 (NYY)
Joe Torre	12	1996-2007 (NYY)
Bobby Cox	11	1995-2005 (ATL)
Fred Clarke	10	1901-10 (PIT)
Casey Stengel	10	1949-58 (NYY)
Terry Francona	9	2004-11 (BOS), 2013 (CLE)

FRANCONA'S POSTSEASON RECORD

YEAR	CLUB	RECORD/PCT	FINISH
2004	Boston	11-3 .786	World Series Champs
2005	Boston	0-3 .000	Swept in ALDS by CWS
2007	Boston	11-3 .786	World Series Champs
2008	Boston	6-5 .545	Lost in ALCS to TB
2009	Boston	0-3 .000	Swept ALDS by LAA
2013	Cleveland	0-1 .000	Lost to TB in Wild Card
2016	Cleveland	10-5 .667	A.L. Champions
2017	Cleveland	2-3 .400	Lost in ALDS to NYY
Career Postseason:		40-26 .606	

INDIANS: Since being named the 42nd manager in Cleveland Indians history on Oct. 8, 2012, has posted the A.L.'s best record from 2013-17, 4th-best in Majors, at 454-354 (.562) with a trio of Postseason berths, the 2nd-most wins of any manager in Indians history through his first five seasons...**2017:** In his 13th consecutive winning season, reached 100 wins (.630, 102-60) for first time in his managerial career, guiding the Indians to the outright best record in A.L. for just 6th time in franchise history, first since 1996; also their 2nd straight & 9th overall A.L. Central title...**2016:** Voted A.L. Manager of the Year (2nd time), steering Tribe to first A.L. Central title since 2007 at 94-67 (.584), 2nd-best record in A.L., 4th in Majors on the way to club's 6th A.L. pennant...**2015:** Went 81-80 (.503); club was 74-66 (.529) beg. May 1...**2014:** Notched 10th consecutive season with 85+ wins, managing Tribe to a 85-77 (.525) record; finished 5th in A.L. Manager of Year voting...**2013:** Earned first career A.L. Manager of Year award in first season with Cleveland after guiding team to 92-70 (.568) record, 4th-best in A.L., 77th-best in Majors...92 wins were 24 more than Indians recorded in 2012 (68-94), matching largest win improvement in franchise history (1986: +24, 84-78) when removing the impact of strike-shortened seasons ('81, '94)...Among Divisional Era (since 1969) managers in their first ever season with a team, was tied for the 8th-largest such win improvement, although Francona was just the 7th skipper on that list to win 90+ games in process of helping his team win at least 24 more games than previous season...**2012:** Spent season as an analyst for **ESPN**, primarily providing studio work & color commentary on the Sunday Night Baseball telecast with Dan Shulman & Orel Hershiser...**RED SOX YEARS (2004-11):** Led Boston to five playoff appearances, six seasons of 90-or-more victories & two World Series titles (2004, 2007) over an eight-season span from 2004-11, as Red Sox (.574, 744-552) posted 2nd-highest win pct. in MLB over that span behind Yankees (.595, 771-525); 2004 title ended 86-year drought (1918)...His 744 wins with Red Sox rank 2nd in 112-year history of the franchise, while .574 win pct. was 2nd-best in Sox history behind Joe McCarthy (.606)...Only Francona & Joe Cronin (13, 1935-47) managed Red Sox more than 7 consec. full seasons...**2001-03:** Special Asst. to Baseball Ops in Cleveland under Mark Shapiro & Chris Antonetti...Jerry Narron's Bench Coach in Texas (2002)...Ken Macha's Bench Coach in Oakland (2003)...**MANAGERIAL DEBUT:** Guided Philadelphia Phillies from 1997-2000, raising club's win total in first 3 of 4 seasons...At 37, became youngest manager in MLB on Oct. 30, 1996...**1992-96:** Was AA Birmingham MGR in White Sox system from 1992-96, earning Southern League Manager of the Year honors & **Baseball America** Manager of the Year honors in 1993...Managed Michael Jordan during '94 season...Buddy Bell's 3B Coach in Detroit (1996).

LARGEST WIN IMPROVEMENT IN MANAGER'S 1st SEASON w/TEAM, SINCE 1969

Manager	Team	+/-	W-L
Dusty Baker	'93 SF	+31	103-59
Billy Martin	'80 OAK	+29	83-79
John Farrell	'13 BOS	+27	96-66
Bob Lemon	'77 CWS	+26	90-72
G. Bamberger	'78 MIL	+26	93-69
Bob Melvin	'05 ARI	+26	77-85
Jim Frey	'84 ChC	+25	96-66
Jim Leyland	'06 DET	+24	95-67
Terry Francona	'13 CLE	+24	92-70

Playing Career

Played professionally for 11 seasons (1980-90)...Drafted in 1st round by Montreal in 1980 (22nd overall)...Played parts of 10 seasons in Major Leagues as 1B/OF (1981-90); split 1988 season between Cleveland & AAA Colorado Springs...First MLB HR came Sept 16, 1981 off Bruce Sutter after making debut with Montreal on 8/19/81 at Houston...Appeared in the NLDS & NLCS for Montreal in 1981...First two MLB seasons were derailed by knee problems; limited to just 46 games in 1982 due to right knee surgery after hitting .321...Was hitting .346 in 1984 before season-ending left knee surgery...Career ended in 1990.

Personal/Miscellaneous

Full name **TERRY JOHN FRANCONA**...Has four children: Nicholas (7/11/85), Alyssa (4/7/87), Leah (1/27/90) and Jamie (11/24/93), as well as two grandchildren...Terry's father, Tito, played 15 years in the Major Leagues from 1956-70, six of which came with the Indians from 1959-64...Tito, 81, was an American League All-Star (1961), hit .363 in 1959 and led the AL in doubles in 1960 (36) and still resides in New Brighton, PA...Terry was a White House dinner guest in 2008...Attended the University of Arizona, where he played 3 seasons from 1978-80...Won Golden Spikes Award as a junior in 1980, which is given annually to the nation's top amateur player...Hit .401 that year and was also named college Player of the Year by the *Sporting News*...Batted .458 in the College World Series for 1980 CWS champs and was named series MVP...In May 2010, was selected to the CWS Legends Team (JA also appeared in 1979)...Picked by the Cubs in 2nd round of 1977 draft (did not sign)...Toured Italy with Team USA in 1978...Graduated from New Brighton (PA) High School in 1977...With both Red Sox and Indians, has purchased tickets for military members and veterans to every Sunday home game and in 2010 served as the Honorary Co-Chair for the Marine Corps Scholarship Foundation...Very active with local military, Cleveland Indians Charities and TribeFest during his tenure with Cleveland...Donated \$1 million to the Arizona baseball program in Jan. 2017...Donation targeted for the baseball capital projects fund, which will include an indoor hitting facility...Named the recipient of the Tommy Lasorda Managerial Achievement Award at the 15th Annual Professional Baseball Scouts Foundation's Fundraiser in Jan. 2018.

MANAGERIAL AWARDS

1993	Manager of the Year	(MiLB, <i>Baseball America</i>)
2007	Manager of the Year	(MLB, <i>Baseball America</i>)
2013	Manager of the Year	(A.L., <i>BBWAA</i>)
2016	Manager of the Year	(A.L., <i>BBWAA</i>)
2016	Manager of the Year	(MLB, <i>Baseball America</i>)
2017	Manager of the Year	(A.L., <i>The Sporting News</i>)

CAREER WIN LEADERS; CURRENT MLB MANAGERS

MANAGER	WINS
Dusty Baker	1863
Bruce Bochy	1853
Mike Scioscia	1570
Buck Showalter	1504
Terry Francona	1483

MOST WINS, INDIANS MANAGER, FIRST 5 YEARS

MANAGER	WINS
Al Lopez (1951-55)	482
Terry Francona	454
Tris Speaker (1920-24)	419

FRANCONA'S MANAGERIAL CAREER

YEAR	CLUB	LEAGUE	CLASS	W-L	PCT	POS.	NOTES
1992	South Bend (CWS)	Midwest	A	73-64	.533	3rd/2nd	
1993	Birmingham (CWS)	Southern	AA	78-64	.549	2nd/1st	League Champions
1994	Birmingham (CWS)	Southern	AA	65-74	.468	4th/5th	Managed Michael Jordan
1995	Birmingham (CWS)	Southern	AA	80-64	.556	4th/2nd	296-266 MiLB managerial record
1997	Philadelphia	National	MLB	68-94	.420	5th	6th place, NL MGR of the Year
1998	Philadelphia	National	MLB	75-87	.463	3rd	
1999	Philadelphia	National	MLB	77-85	.475	3rd	Improved each of 1st 3 seasons
2000	Philadelphia	National	MLB	65-97	.401	5th	285-363(440) with PHI, 1997-00
2004	Boston	American	MLB	98-64	.605	2nd	World Series Champions
2005	Boston	American	MLB	95-67	.586	2nd	A.L. Wild Card
2006	Boston	American	MLB	86-76	.531	3rd	
2007	Boston	American	MLB	96-66	.593	1st	World Series Champions
2008	Boston	American	MLB	95-67	.586	2nd	A.L. Wild Card, Advanced to LCS
2009	Boston	American	MLB	95-67	.586	2nd	A.L. Wild Card
2010	Boston	American	MLB	89-73	.549	3rd	
2011	Boston	American	MLB	90-72	.556	3rd	744-552(574) career w/BOS
2013	Cleveland	American	MLB	92-70	.568	2nd	A.L. Wild Card (One Seed)
2014	Cleveland	American	MLB	85-77	.525	3rd	Not eliminated until Game 160
2015	Cleveland	American	MLB	81-80	.503	3rd	Not eliminated until Game 159
2016	Cleveland	American	MLB	94-67	.584	1st	A.L. Champions
2017	Cleveland	American	MLB	102-60	.630	1st	Best record in A.L., 2nd in MLB
CLEVELAND TOTALS				454-354	.562		
MAJOR TOTALS				1483-1269	.539		
CAREER TOTALS				1779-1535	.537		

FRANCONA'S POSTSEASON RECORD

YEAR	CLUB	AVG	G	AB	R	H	2B	3B	HR	RBI	BB	SO	SB
1981	MON (NLDS vPHI)	.333	5	12	0	4	0	0	0	0	2	2	1
	MON (NLCS vLAD)	.000	2	1	0	0	0	0	0	0	0	1	0

FRANCONA'S PLAYING RECORD

YEAR	CLUB	AVG	G	AB	R	H	2B	3B	HR	RBI	BB	SO	SB
1980	Memphis	.333	60	210	20	63	13	2	1	23	10	20	1
1981	Memphis	.348	41	161	20	56	8	1	0	18	7	18	0
	Denver	.352	93	355	53	125	17	9	1	58	16	22	7
	Montreal	.274	34	95	11	26	0	1	1	8	5	6	1
1982	Montreal	.321	46	131	14	42	3	0	0	9	8	11	2
1983	Montreal	.257	120	230	21	59	11	1	3	22	6	20	0
1984	Montreal	.346	58	214	18	74	19	2	1	18	5	12	0
1985	Montreal	.267	107	281	19	75	15	1	2	31	12	12	5
1986	Iowa	.250	17	60	7	15	3	2	0	8	4	5	1
	Chicago (NL)	.250	86	124	13	31	3	0	2	8	6	8	0
1987	Cincinnati	.227	102	207	16	47	5	0	3	12	10	12	2
1988	CLEVELAND	.311	62	212	24	66	8	0	1	12	5	18	0
	Colorado Springs	.356	68	235	29	76	15	5	0	32	13	18	0
1989	Milwaukee	.232	90	233	26	54	10	1	3	23	8	20	2
1990	Milwaukee	.000	3	4	1	0	0	0	0	0	0	0	0
	Louisville (AAA)	.263	86	284	29	75	9	3	6	30	12	23	1
MAJOR LGE. TOTALS		.274	708	1731	163	474	74	6	16	143	65	119	12

THE LARRY DOBY YOUTH FUND


The Indians were champions on and off the field in 2016 with the establishment of The Larry Doby Youth Fund, a season-long, behind-the-scenes initiative led by **TERRY FRANCONA** that culminated in the creation of the fund and a donation of \$1,000,000 to provide assistance to the underserved youth of the City of Cleveland.


"As many are aware, Hall of Fame Cleveland Indian Larry Doby was the first African-American to play in the American League. He endured many unfair hardships and challenges, and handled everything with the professionalism and grace that defined him. It is in Mr. Doby's spirit we have created The Larry Doby Youth Fund," said Francona.

"We enjoyed a special 2016 season here in Cleveland because of the incredible group of individuals in our clubhouse. They committed to the city in which they live and work and have generously donated to The Larry Doby Youth Fund," said Francona. "We are very fortunate to be a part of Major League Baseball and we accept the social responsibility that comes with that—to use our resources to directly make an impact on the underserved youth of our community, to make our community better."

Every player on the Cleveland Indians roster, the coaching staff, all members of the support staff and many front offices staffers donated to the fund in addition to a large commitment from Indians Owner Paul Dolan and Minority Owner John Sherman that brought the total to one million dollars. The fund's creation was hatched, cultivated and initially funded by Francona in the early part of the 2016 season and with the generous support and donations from veterans and core members of the team, the size and sustainability of the fund really took shape. Among those on the roster with the most sizeable donations included Jason Kipnis, Corey Kluber, Yan Gomes, Cody Allen, Michael Brantley, Josh Tomlin and Andrew Miller and others who have since departed (Carlos Santana, Bryan Shaw, Coco Crisp, Mike Napoli, Rajai Davis).

The Larry Doby Youth Fund will be administered by the Cleveland Foundation, and work with youth-focused community organizations to provide educational assistance and resources to help curb youth violence that is all too prevalent.





Sandy Alomar

15

Age: 51, born June 18, 1966 in Salinas, PR

Resides: Dallas, TX

Position: First Base/Catching Coach

Bats: R

Throws: R

Height: 6-5

Weight: 230

Managerial/Coaching Career

Entering his ninth season on the Indians coaching staff...Named First Base Coach on November 17, 2009, was 1B coach in 2010-11, Bench Coach in 2012-13 before moving back to first base in 2014...Also instructs and mentors Indians catchers...Also served as Interim Manager for the final six games of the 2012 season (3-3), becoming the 41st skipper in Indians history after replacing Manny Acta on Sept 27, 2012...Spent two (2) seasons as the New York Mets Major League catching instructor in 2008-09 after concluding his 20th Major League season in 2007.

Playing Career

Sandy spent eleven seasons catching with the Cleveland Indians from 1990-2000 where he was a six-time All-Star selection and in the summer of 2009 he was the 33rd player to be inducted into the Cleveland Indians Hall of Fame... During his tenure with the Indians, Alomar hit .277 (944/3409) with 194 doubles, 92 home runs and 453 RBI in 985 games and was the Tribe's field leader behind the plate on club's that won five American League Central Division titles and two American League Pennants from 1995-99...

One of the most popular players in club history, Alomar's best season came during the Tribe's run to the 1997 World Series when he hit .324 (146/451) with 37 2B, 21 HR and 83 RBI in 125 games, earning All-Star Game MVP honors and finishing 14th in the A.L. MVP voting...His 950 games caught are the third-highest total in the 109-year history of the Indians organization...Sandy concluded his 20-year Major League playing career with the New York Mets in 2007 and finished with a career average of .273 (1236/4530) with 249 2B, 112 HR & 588 RBI in 1377 games... He was the 1990 American League Rookie of the Year and the *Rawlings* Gold Glove Award recipient that same season...Originally signed by the Padres and was traded to the Indians after the 1989 season along with Carlos Baerga for OF Joe Carter...Appeared in 49 post-season games with the Indians...Drove in a then single-season record 19 runs in the 1997 playoffs.

ALL-TIME GAMES CAUGHT, INDIANS HISTORY

Jim Hegan	(1941-57)	1491
Steve O'Neill	(1911-23)	1335
Sandy Alomar, Jr.	(1990-2000)	950

Personal/Miscellaneous

Full name **SANTOS VELAZQUEZ ALOMAR**...Wife, Margred...Has four daughters: Marisa (10/25/92), Leanna (4/18/88), Brianna (12/2/00), Isabela (4/22/04) and one son, Marcus (2/14/90)...Father, Sandy Sr., played for six teams over a 15-year big league career from 1964-78...His brother, Roberto, played 17 seasons from 1988-2004 and was a 12-time All-Star...He was a two-time World Series champion with Toronto, hit .300 for his career with 210 homers, 1,134 RBI and 474 stolen bases and was elected into the National Baseball Hall of Fame in January 2011...The three Alomar's have a combined total of 5,128 hits...Attended Luis Munoz High School in Salinas, PR...Sandy was inducted into the Puerto Rico Sports Hall of Fame in October of 2015...Is an avid cyclist... He also has been very active with the Cleveland Clinic's VeloSano event, designing the Indians team jersey and participated in the 2016-17 rides for the cure.

ALL-STAR GAME RECORD


YEAR	CLUB	AVG	G	AB	R	H	2B	3B	HR	RBI	BB	SO	SB
1990	CLEVELAND	.667	1	3	1	2	0	0	0	0	0	0	0
1991	CLEVELAND	.000	1	2	0	0	0	0	0	0	0	0	0
1992	CLEVELAND	.333	1	3	0	1	0	0	0	0	0	0	0
1996	CLEVELAND	.000	1	2	0	0	0	0	0	0	0	0	0
1997	CLEVELAND	1.000	1	1	1	1	0	0	1	2	0	0	0
1998	CLEVELAND	1.000	1	1	0	1	0	0	0	1	0	0	0
TOTALS		.417	6	12	2	5	0	0	1	3	0	0	0

MAJOR LEAGUE PLAYING RECORD

YEAR	CLUB	AVG	G	AB	R	H	2B	3B	HR	RBI	BB	SO	SB
1988	San Diego	.000	1	1	0	0	0	0	0	0	0	1	0
1989	San Diego	.211	7	19	1	4	1	0	1	6	3	3	0
1990	CLEVELAND	.290	132	445	60	129	26	2	9	66	25	46	4
1991	CLEVELAND	.217	51	184	10	40	9	0	0	7	8	24	0
1992	CLEVELAND	.251	89	299	22	75	16	0	2	26	13	32	3
1993	CLEVELAND	.270	64	215	24	58	7	1	6	32	11	28	3
1994	CLEVELAND	.288	80	292	44	84	15	1	14	43	25	31	8
1995	CLEVELAND	.300	66	203	32	61	6	0	10	35	7	26	3
1996	CLEVELAND	.263	127	418	53	110	23	0	11	50	19	42	1
1997	CLEVELAND	.324	125	451	63	146	37	0	21	83	19	48	0
1998	CLEVELAND	.235	117	409	45	96	26	2	6	44	18	45	0
1999	CLEVELAND	.307	37	137	19	42	13	0	6	25	4	23	0
2000	CLEVELAND	.289	97	356	44	103	16	2	7	42	16	41	2
2001	Chicago (AL)	.245	70	220	17	54	8	1	4	21	12	17	1
2002	Chicago (AL)	.287	51	167	21	48	10	1	7	25	5	14	0
	Colorado	.267	38	116	8	31	4	0	0	12	4	19	0
2003	Chicago (AL)	.268	75	194	22	52	12	0	5	26	4	17	0
2004	Chicago (AL)	.240	50	146	15	35	4	0	2	14	11	13	0
2005	Texas	.273	46	128	11	35	7	0	0	14	5	12	0
2006	Los Angeles (NL)	.323	27	62	3	20	5	0	0	9	0	7	0
	Chicago (AL)	.217	19	46	5	10	3	0	1	8	3	7	0
2007	New York (NL)	.136	8	22	1	3	1	0	0	0	0	3	0
AMERICAN LEAGUE		.273	1296	4310	507	1178	238	10	111	561	205	466	25
NATIONAL LEAGUE		.264	81	220	13	58	11	0	1	27	7	33	0
M.L. TOTALS		.273	1377	4530	520	1236	249	10	112	588	212	499	25

POSTSEASON RECORD

YEAR	CLUB	AVG	G	AB	R	H	2B	3B	HR	RBI	BB	SO	SB
1995	CLE (ALDS vBOS)	.182	3	11	1	2	1	0	0	1	0	1	0
	CLE (ALCS vSEA)	.267	5	15	0	4	1	1	0	1	1	1	0
	CLE (WS vATL)	.200	5	15	0	3	2	0	0	1	0	2	0
1996	CLE (ALDS vBAL)	.125	4	16	0	2	0	0	0	3	0	2	0
1997	CLE (ALDS vNYY)	.316	5	19	4	6	1	0	2	5	0	2	0
	CLE (ALCS vBAL)	.125	6	24	3	3	0	0	1	4	1	3	0
	CLE (WS vFLA)	.367	7	30	5	11	1	0	2	10	2	3	0
1998	CLE (ALDS vBOS)	.231	4	13	2	3	3	0	0	2	1	4	0
	CLE (ALCS vNYY)	.063	5	16	1	1	0	0	0	0	0	2	0
1999	CLE (ALDS vBOS)	.143	5	14	1	2	0	0	0	1	2	6	0
TOTALS		.214	49	173	17	37	9	1	5	28	7	26	0



Scott Atchison

48

Age: 42, born March 29, 1976 in Denton, TX

Resides: North Richland Hills, TX **Position:** Bullpen Coach

Bats: R

Throws: R

Height: 6-2

Weight: 200

Managerial/Coaching Career

Beginning his first season as Major League Bullpen Coach, replacing Jason Bere (2016-17)... Spent two seasons as a Major League Advance Coach & Staff Assistant with the Indians in 2016-17 following his retirement from a 17-year playing career...In the role, "Atch" assisted the club's advance scouting process, provided analysis of upcoming opponents and disseminated advance content to coaches and players while working closely with the club's pitching coaches and coaching staff.

Playing Career


The Woodlands, Texas native appeared in 298 games over his nine-year Major League pitching career, going 17-11 with a 3.63 ERA for Seattle, San Francisco, Boston, New York-NL and Cleveland. He spent his final two seasons working out of the Indians bullpen, combining to make 93 relief appearances from 2014-15...Scott was selected by Seattle in the 49th round of the 1998 June draft and made his Major League debut for the Mariners on July 31, 2004.

Personal/Miscellaneous

Full name SCOTT BARHAM ATCHISON...Married, wife's name is Sarah...Daughter, Callie...Atchison graduated from McCullough High School (Woodlands, TX) before graduating from Texas Christian University (TCU) in 1999... Earned four letters for the Horned Frogs, while being named All-Southwest Conference twice and All-Western Athletic Conference once.

MAJOR LEAGUE PITCHING RECORD

YEAR	CLUB	W	L	ERA	G	GS	CG	SHO	SV	IP	H	R	ER	BB	SO
2004	Seattle	2	3	3.52	25	0	0	0	0	30.2	29	12	12	14	36
2005	Seattle	0	0	6.75	6	0	0	0	0	6.2	7	5	5	1	9
2007	San Francisco	0	0	4.11	22	0	0	0	0	30.2	32	14	14	10	25
2008	Hanshin (Japan)	7	6	3.70	42	12	0	0	0	104.2	104	50	43	26	85
2009	Hanshin (Japan)	5	3	1.70	75	0	0	0	0	90.0	60	20	17	20	81
2010	Boston	2	3	4.50	43	1	0	0	0	60.0	58	37	30	19	41
2011	Boston	1	0	3.26	17	0	0	0	1	30.1	31	11	11	6	17
2012	Boston	2	1	1.58	42	0	0	0	0	51.1	42	10	9	9	36
2013	New York-NL	3	3	4.37	50	0	0	0	0	45.1	45	27	22	12	28
2014	CLEVELAND	6	0	2.75	70	0	0	0	2	72.0	60	24	22	14	49
2015	CLEVELAND	1	1	6.86	23	0	0	0	0	19.2	23	15	15	4	12
MINOR LGE. TOTALS		50	48	3.73	316	97	3	1	21	861.0	877	417	357	219	762
MAJOR LGE. TOTALS		17	11	3.63	298	1	0	0	3	346.2	327	155	140	89	253



Brad Mills

2

Age: 61, born January 19, 1957 in Exeter, CA

Resides: Visalia, CA

Position: Bench Coach

Bats: L

Throws: R

Height: 6-0

Weight: 210

Managerial/Coaching Career

Entering his fifth season as Indians Bench Coach and his sixth season in the Indians organization after spending the 2013 season as the Tribe's Third Base and Outfield Coach (continues to instruct the Tribe outfielders)...This marks his 40th season in professional baseball and 20th season as a Major League coach or manager...In 2013 rejoined Terry Francona on the bench for the first time since the 2009 season...Went to college, roomed and played professionally in Montreal with Francona in addition to coaching with him for eleven seasons...Was Tito's First Base Coach in Philadelphia from 1997-2000 and Bench Coach in Boston from 2004-09 before spending three years guiding the Houston Astros from 2010-2012...During his first season in Houston (2010), the Astros finished 59-52 over their final 111 games and finished 1.0 game out of 3rd place in the N.L. Central...After the season, Brad placed 6th in the BBWAA N.L. Manager of the Year voting...**RED SOX:** During his tenure with Boston and Francona, the Red Sox went to the postseason in 5 of the 6 seasons and won two World Series titles...Mills was a part of 45 postseason games in that span...Upon retiring as a player in 1986, Mills immediately became a Manager in the Cubs farm system, making his debut in 1987 at 30 years of age for Rookie Level Wytheville in the Appalachian League...After six seasons with the Cubs, Mills joined the Rockies organization, managing their Triple-A Colorado Springs club from 1993-96...In 1995, Mills received the Rockies Player Development Man of the Year award after guiding his SkySox to the Pacific Coast League Championship...Mills earned his first Major League coaching position in 1997 as first base coach for the Philadelphia Phillies, reuniting him with Francona...Served as an advance scout for the Cubs in 2001 before returning to the role of Minor League manager for the Dodgers' Triple-A Las Vegas club in 2002, leading them to an 85-59 (.590) record and a first-place finish in the PCL's South Division...Mills returned to the Majors in 2003 as a bench coach for the Montreal Expos and manager Frank Robinson before joining the Red Sox in 2004.

Playing Career

Mills' professional playing career began in 1979 as a 17th-round draft pick of the Expos out of the University of Arizona...Made his Major League debut for the Expos the next season on June 8, 1980 and went on to play parts of four seasons in the Major Leagues for the Expos from 1980-83, compiling a .256 career average in 106 big league games...Holds the distinction of being Nolan Ryan's historic 3,509th career strikeout victim on April 27, 1983, which lifted Ryan past Walter Johnson as baseball's all-time strikeout leader...Went on to play three seasons in the Minor Leagues, including a two-year stint in the Astros system at Triple-A Tucson in 1984-85.

Personal/Miscellaneous

Full name **JAMES BRADLEY MILLS**... Wife, Ronda...Three children: Taylor Candice, Rochelle Cathleen and Beau Bradley and nine grandchildren...Son, Beau, was a first-round draft pick (13th overall) of the Cleveland Indians in 2007 and currently operates, raises and co-owns a group of bucking bulls with his father...In November of 2010, Mills had his #7 baseball jersey retired by Exeter Union (CA) High School, where he graduated from in 1975...College teammate of Terry Francona at the University of Arizona, playing for the Wildcats from 1976-79 (advanced to the College World Series in 1979).

MILLS' MANAGERIAL CAREER

YEAR	CLUB	LEAGUE	CLASS	W-L	PCT	POS.	NOTES
1987	Wytheville	Appalachian	Rookie	32-38	.457	4th	Managerial debut at 30 w/CHC
1988	Charleston	South Atlantic	A	51-86	.372	5th	
1989	Peoria	Midwest	A	80-59	.576	2nd	
1990	Winston-Salem	Carolina	A	86-54	.614	2nd	
1991	Winston-Salem	Carolina	A	83-57	.593	2nd	
1992	Iowa	American Assoc.	AAA	51-92	.357	4th	AAA Cubs
1993	Colorado Springs	Pacific Coast	AAA	66-75	.468	3rd	AAA Rockies org
1994	Colorado Springs	Pacific Coast	AAA	70-69	.504	3rd	
1995	Colorado Springs	Pacific Coast	AAA	77-66	.538	2nd	PCL Champs
1996	Colorado Springs	Pacific Coast	AAA	58-93	.411	5th	
2002	Las Vegas	Pacific Coast	AAA	85-59	.590	1st	Dodgers; South Div champs
2010	Houston	National League	MLB	76-86	.469	4th	6th place NL MGR of Year
2011	Houston	National League	MLB	56-106	.346	6th	
2012	Houston	National League	MLB	39-82	.322	6th	Last game August 18
MINOR TOTALS				739-748	.497		
MAJOR TOTALS				171-274	.384		
CAREER TOTALS				910-1022	.471		

PLAYING RECORD

YEAR	CLUB	AVG	G	AB	R	H	2B	3B	HR	RBI	BB	SO	SB
1979	West Palm Beach	.271	78	258	43	70	12	1	5	30	58	20	8
1980	Memphis	.295	55	190	32	56	18	2	6	44	28	18	1
	Denver	.289	52	201	43	58	10	3	2	27	27	16	0
1981	Montreal	.300	21	60	1	18	1	0	0	8	5	6	0
	Denver	.314	118	427	65	134	34	1	12	66	38	34	2
1982	Montreal	.238	17	21	3	5	1	0	0	1	20	1	0
	Wichita	.471	4	17	3	8	0	0	0	6	1	3	0
1983	Montreal	.224	54	67	6	15	3	0	1	2	5	11	0
	Wichita	.317	81	271	47	86	21	0	8	46	32	20	3
1984	Montreal	.250	14	20	1	5	0	0	0	1	2	3	0
	Indianapolis	.315	66	197	34	62	9	1	3	34	35	10	0
1985	Tucson	.220	51	164	14	36	7	0	0	13	25	13	0
	Tucson	.237	104	308	18	73	10	2	1	35	44	30	0
1986	Iowa	.302	18	53	6	16	6	0	0	7	10	4	0
M.L. TOTALS		.256	106	168	11	43	5	0	1	12	14	21	0

DIVISION SERIES RECORD

YEAR	CLUB	AVG	G	AB	R	H	2B	3B	HR	RBI	BB	SO	SB
1981	Montreal	--	1	-	-	-	-	-	-	-	1	-	-



Victor Rodriguez

60

Age: 56, born July 14, 1961 in New York, NY

Resides: Ft. Myers, FL

Position: Assistant Hitting Coach

Bats: R

Throws: R

Height: 5-11

Weight: 200

Managerial/Coaching Career

Is in his first season on Terry Francona's coaching staff after being name to the position on November 8...Spent five seasons in the same position with the Boston Red Sox from 2013-2017...Red Sox led the A.L. in combined runs over that span...The 2016 Red Sox led the Majors in total runs as well...The 2017 season was his 23rd and final season with the Red Sox organization...Served as Assistant Hitting Coach for the 2014 A.L. All-Stars and that season was named "Man of the Year" by the BoSox Club...The award is given annually to a deserving team member recognizing not only their contribution to the success of the team on the field, but also for their cooperation and efforts in community endeavors...From 2007-12, served as the Red Sox' Minor League Hitting Coordinator, a position he also held in 2002...For three seasons (2004-06) was the club's Latin Field Coordinator...Was a Minor League hitting instructor in 2003...Was a hitting coach in the Red Sox system for 6 years, 1996-2001.

Playing Career

Signed by Baltimore in 1977 at the age of 15...Played for parts of 19 pro seasons in the Orioles (1977-84), Padres (1985), Cardinals (1986-87), Twins (1988-91), Phillies (1992-93), Marlins (1994), and Red Sox (1995) organizations... An infielder, appeared in 17 Major League games over stints with Baltimore (1984) and Minnesota (1989) and hit .429 (12-for-28)...In 1,759 minor league games, batted .295 (1,905-for-6,468) with 102 HR and 774 RBI...Received the Clyde Kluttz Orioles Organization Player of the Year Award in 1981.


Personal/Miscellaneous

Full named VICTOR MANUEL RODRIGUEZ...Wife, Elba...The couple has 2 sons, Victor Jr., a scouting supervisor for the Tampa Bay Rays, and Miguel, who was selected by the Red Sox in the 36th round of the 2012 June Draft as a catcher...Has 1 grandson, Manny...Attended Naguabo High School in Puerto Rico.

PLAYING RECORD

YEAR	CLUB	AVG	G	AB	R	H	2B	3B	HR	RBI	BB	SO	SB
1977	Bluefield	.293	53	188	28	55	10	4	3	23	7	30	2
1978	Bluefield	.321	59	209	26	67	4	2	2	28	8	23	0
1979	Miami	.307	67	228	23	70	10	2	1	31	18	19	2
1980	Three Teams (+)	.301	102	379	45	114	14	4	4	40	34	39	7
1981	Charlotte	.306	138	553	68	169	22	1	9	65	37	51	5
1982	Two teams (%)	.262	134	465	43	122	23	2	3	36	25	45	3
1983	Charlotte	.298	140	571	80	170	26	1	14	77	26	44	2
1984	Baltimore	.412	11	17	4	7	3	0	0	2	0	2	0
	Rochester	.274	132	478	54	131	22	6	6	46	32	53	0
1985	Las Vegas	.312	127	462	56	144	31	3	11	58	20	41	0
1986	Louisville	.272	56	191	13	52	9	0	1	18	10	22	0
1987	Louisville	.294	116	422	44	124	33	2	3	54	15	42	0
1988	Portland	.288	139	562	67	162	27	8	9	69	34	48	2
1989	Minnesota	.455	6	11	2	5	2	0	0	0	0	1	0
	Portland	.314	120	465	63	146	34	3	10	50	35	45	2
1990	Portland	.282	12	39	4	11	1	0	1	2	2	5	0
1991	Portland	.304	83	270	36	82	17	0	6	32	20	22	0
1992	Scranton/WB	.277	48	155	14	43	8	2	1	27	3	20	0
1993	Scranton/WB	.305	118	442	59	135	24	3	12	64	17	40	2
1994	Edmonton	.278	84	273	28	76	13	0	6	46	11	23	1
1995	Pawtucket	.276	31	116	10	32	5	0	0	8	2	13	1
MINOR TOTALS		.295	1759	6468	761	1905	333	43	102	774	356	625	29
MLB TOTALS		.429	17	28	6	12	5	0	0	2	0	3	0

(+) AA Charlotte, A Miami, A Alexandria (%) AAA Rochester, AA Charlotte



Mike Sarbaugh

16

Age: 50, born April 25, 1967 in Lancaster, PA

Resides: Shillington, PA

Position: Infield & Third Base Coach

Bats: R

Throws: R

Height: 6-0

Weight: 190

Managerial/Coaching Career

Mike has been a member of the Indians organization since 1990 as a Minor League player, coach and manager and is beginning his sixth season on the Major League staff (fourth as Third Base Coach; 28th season in Indians org)... He is entering his 30th season in professional baseball, having guided the Triple-A Columbus Clippers over three seasons from 2010-12, leading the Clippers to the International League and Triple-A championships in back-to-back seasons of 2010-11...During his nine seasons (since 2004) piloting Cleveland Minor League affiliates, Mike's teams compiled winning records in each campaign, captured five league titles and qualified for the postseason seven times on his way to a career Minor League managerial mark of 697-511 (.577)...Named the International League Manager of the Year in 2011, the *Baseball America* Manager of the Year in 2010 and was a coach for the 2010 *SiriusXM* All-Star Futures Game...In 2009, led the Aeros to an 89-53 (.627) record, the Southern Division Title and the Eastern League Championship...Was named the Eastern League Manager of the Year in 2009...Managed Southern Division Team in the Eastern League All-Star game in both 2008 and 2009...Named the Carolina League Manager of the Year in 2007 after leading Kinston to both the first and second half Carolina League Southern Division titles, one year removed from the 2006 Carolina League title with Kinston...Led Mahoning Valley to the New York-Penn League Championship in 2004...Was a coach at Class-A Kinston in 1995, 1998-99 and was a coach at AA Akron from 2000-03.

Playing Career

Signed as a non-drafted free agent by the Milwaukee Brewers in 1989 out of Lamar University...Played six seasons of professional baseball, the last five as a member of the Indians organization...Posted a career average of .265 and did not allow a run in four innings as a pitcher at the Minor League level.

Personal/Miscellaneous

Full name **JAMES MICHAEL SARBAUGH**...Wife, Nicole...Has a daughter, Marin, and two sons - Michael and Matthew...Holds a degree in Kinesiology from Lamar University...Had an appearance in Major League 2.

SARBAUGH'S MANAGERIAL CAREER

YEAR	CLUB	LEAGUE	CLASS	W-L	PCT	POS.	NOTES
2004	Mahoning Vy.	NY-Penn	Short A	42-34	.553	2nd	NYPL Champs
2005	Lake County	South Atlantic	A	72-66	.522	3rd/4th	
2006	Kinston	Carolina	Adv A	85-54	.612	1st/2nd	CL Champs
2007	Kinston	Carolina	Adv A	87-52	.626	1st/1st	Lost in Semi-Finals; CL Manager of the Year
2008	Akron	Eastern	AA	80-62	.563	2nd	Division Champs, Lost in Finals
2009	Akron	Eastern	AA	89-52	.627	1st	Division Champs, EL Champs
2010	Columbus	International	AAA	79-65	.549	2nd	IL Champs; AAA Champs
2011	Columbus	International	AAA	88-56	.611	1st	IL Champs; AAA Champs
2012	Columbus	International	AAA	75-69	.521	2nd	
MINOR TOTALS				697-511	.577		

SARBAUGH'S PLAYING RECORD

YEAR	CLUB	AVG	G	AB	R	H	2B	3B	HR	RBI	BB	SO	SB
1989	Helena	.333	24	84	17	28	8	0	2	9	7	16	0
	AZL Brewers	.357	4	14	3	5	0	0	0	3	3	2	0
	Beloit	.146	16	48	4	7	3	0	0	4	1	15	0
1990	Reno	.291	121	454	78	132	22	7	6	67	46	76	14
	Kinston	.357	2	8	2	3	0	0	1	3	2	1	0
1991	Kinston	.248	76	262	39	65	12	1	7	33	33	48	3
	Canton-Akron	.067	5	15	1	1	0	0	0	1	1	4	1
1992	Canton-Akron	.233	38	120	19	28	5	0	2	18	8	21	1
1993	Canton-Akron	.249	85	277	29	69	13	5	6	31	20	44	3
1994	Canton-Akron	.272	80	265	35	72	9	2	7	38	24	45	0
	Charlotte	.200	4	5	0	1	0	0	0	0	0	0	0
MINOR TOTALS		.265	455	1552	227	411	72	15	31	207	145	272	22

2018 MAJOR LEAGUE COACHING STAFF

MEMBER	POSITION	PRO EXP (269 YRS)
Terry Francona	Manager	38
Sandy Alomar	Bench Coach	34
Scott Atchison	Bullpen Coach	19
Brad Mills	Third Base Coach	39
Victor Rodriguez	Asst. Hitting Coach	41
Mike Sarbaugh	First Base Coach	29
Ty Van Burkleo	Hitting Coach	36
Carl Willis	Pitching Coach	33

STAFF ASSISTANTS



ARMANDO CAMACARO, who turns 39 on April 6, begins his ninth season on the Indians coaching staff. His duties include catching starting and relief pitchers and throwing batting practice along with assisting Indians positional coaches with functions relative to their positional responsibility.

"Camma" spent his entire 11-year professional career in the Indians organization, hitting .224 (299/1333) in 418 career games from 1999-09. He was signed out of the Tribe's Venezuelan Academy and spent two seasons in the VSL (1999-2000).


The Caracas-native now resides in Westlake, Ohio with his wife, Heidi, and their sons, Gabriel and Samuel.



RICKY PACIONE, who turns 30 on April 25, begins his sixth season on the Indians coaching staff. His duties include catching starting and relief pitchers and throwing batting practice along with assisting Indians positional coaches with functions relative to their positional responsibility.

Ricky played professionally for two seasons in the Los Angeles Angels system after being selected in the 48th round of the 2011 draft out of Marist College (Poughkeepsie, NY). Following the conclusion of his playing career in the spring of 2013, he coached the Newburgh American Legion team that summer.

He is single and was born and resides in Newburgh, NY. He was a first-team all-MAAC selection at Marist in 2011 and helped the Red Foxes to a 2009 NCAA regional. He was an Academic All-American in 2011, the first in Marist baseball history.



Ty Van Burkleo

29

Age: 55, born October 7, 1962 in Oakland, CA

Resides: Grass Valley, CA

Position: Hitting Coach

Bats: L

Throws: L

Height: 6-5

Weight: 230

Managerial/Coaching Career

Begins his sixth season as the Hitting Coach of the Cleveland Indians, his 37th season in professional baseball, his 11th coaching at the Major League level...In his first season as Indians Hitting Coach in 2013, Cleveland's offense ranked fourth in runs (745) and walks (562) in the American League...In 2016, the Indians finished second in the A.L. in runs, increasing their runs scored total from 669 to 777... Cleveland featured one of MLB's most productive offenses in 2017, plating 818 runs overall, 3rd-most in the A.L. & 6th in Majors; A.L.; top 4 in runs scored in 3 of 5 seasons... Was interim Major League Hitting Coach of the Houston Astros in 2012 from August 19th thru the end of the season... Prior to his interim stint in August, he served as the Hitting Coordinator in the Houston Player Development System in 2011-12...Was Bench Coach for the Seattle Mariners and Don Wakamatsu in 2009-2010 and was the Hitting Coach of the Oakland A's in 2007-08...Began his coaching career at Class A Lake Elsinore as a player/coach in 1996 in the Angels system before coaching in Arizona Player Development System for four seasons from 1997-2000...Was the Minor League Roving Hitting Instructor for the Anaheim Angels from 2001-2006 prior to joining the A's.

Playing Career

Signed as a non-drafted free agent by the Milwaukee Brewers in 1981...Enjoyed a 15-year professional playing career, appearing in 14 Major League games in 1993 (California) and 1994 (Colorado) before transitioning to coaching in 1996...Played in Japan for five seasons from 1987-1991, leading the 1988 Seibu club to the Japan League title and earning Player of the Year honors (.268, 38HR, 93RBI)...Made MLB debut on July 28, 1993...Lone Major League HR came on August 16, 1993 off Detroit's Bill Gullickson.

Personal/Miscellaneous

Full named TYLER LEE VAN BURKLEO...Wife, Christine...Has five children: Britney, Cameron, Sierra, Devin and Walker...Graduated from Chatsworth (CA) High School in 1980 and attended Los Angeles Valley College for one year in 1981 prior to signing with Milwaukee.

YEAR	CLUB	AVG	G	PLAYING RECORD									
				AB	R	H	2B	3B	HR	RBI	BB	SO	SB
1982	Beloit	.240	129	412	61	99	21	1	22	65	77	135	5
1983	Stockton	.205	111	347	42	71	23	3	7	37	40	117	8
1984	Stockton	.163	47	129	14	21	5	0	1	12	22	48	2
	Peoria	.315	26	73	13	23	7	1	1	10	15	27	4
1985	Redwood	.276	118	366	53	101	20	5	10	52	52	99	8
1986	Palm Springs	.268	135	485	94	130	28	3	22	108	97	128	11
1987	Midland	.328	48	183	38	60	12	4	12	33	23	58	3
	Seibu (Japan)	.279	34	122	19	34	-	-	6	20	-	-	-
1988	Seibu (Japan)	.268	118	366	67	98	10	2	38	93	-	-	-
1989	Seibu (Japan)	.210	36	119	14	25	-	-	6	11	-	-	-
1990	Seibu (Japan)	.196	41	112	22	22	-	-	9	22	-	-	-
1991	Hiroshima (Japan)	.203	29	59	2	12	-	-	2	5	-	-	-
1992	Edmonton	.273	135	458	83	125	28	7	19	88	75	100	20
1993	Vancouver	.274	105	361	47	99	19	2	6	56	51	89	7
	California	.152	12	33	2	5	3	0	1	1	6	9	1
1994	Colorado Springs	.271	128	428	90	116	28	3	21	86	82	111	4
	Colorado	.000	2	5	0	0	0	0	0	0	0	1	0
1995	Colorado Springs	.286	76	231	43	66	14	2	14	57	29	57	2
1996	Lake Elsinore	.312	61	202	44	63	14	3	14	50	58	42	4
MINOR TOTALS		.265	1119	3675	622	974	219	34	149	654	621	1011	78
MLB TOTALS		.132	14	38	2	5	3	0	1	1	6	10	1



Carl Willis

51

Age: 57, born December 28, 1960 in Danville, VA

Resides: Durham, NC

Position: Pitching Coach

Bats: R

Throws: R

Height: 6-4

Weight: 220

Managerial/Coaching Career

In his first season on Terry Francona's staff after Oct. 26, 2017 hiring...Overall this is his eighth season as Indians Pitching Coach and 15th overall at the Major League level...Was Pitching Coach of the Boston Red Sox from May 2015-2017...The 2017 Sox staff finished second to Cleveland in 2017 in the American League in ERA (4th-lowest in MLB) and shutouts (11) and recorded the second-fewest walks (465) and set a single-season franchise record in strikeouts (1580, 3rd-most in the A.L.)... Began 2015 as pitching coach for the Indians' Triple-A Columbus Clippers and was a Special Assistant to Baseball Operations for Cleveland in 2014...Served four seasons (also under Eric Wedge) as Pitching Coach of the Seattle Mariners from August 2010-2013...During his first tenure with the Indians he guided the club to the American League ERA title in 2005 (3.61) and tutored A.L. Cy Young Winners CC Sabathia (2007) and Cliff Lee (2008)...Four pitchers have won Cy Young Awards with Willis as Pitching Coach: Sabathia, Lee, Felix Hernandez (2010) and Rick Porcello (2016)...In 2016, Boston's pitching staff posted the AL's lowest opponent SLG (.397) and allowed the fewest homers (176)...Began 2010 as Mariners Minor League Pitching Coordinator...On 8/9/2010 joined Seattle's MLB staff, where he remained as pitching coach through 2013... Began coaching career with 13 seasons in the Indians organization from 1997-2009...Worked his way up from Short-A Watertown (1997) and Rookie-level Burlington (1998) to Single-A Columbus (1999), Double-A Akron (2000) and then Triple-A Buffalo (2001-02).

Playing Career

Right-hander enjoyed a 9-year MLB playing career...Pitched on 2 teams that went on to win the World Series (1984 Tigers and 1991 Twins)...Went 22-16 with 13 saves and a 4.25 ERA (184 ER/390.0 IP) in 267 Major League games (2 starts) between the Tigers (1984), Reds (1984-86), White Sox (1988), and Twins (1991-95)...From 1991-93, went 18-6 with a 2.78 ERA (70 ER/226.1 IP) in 152 appearances, all in relief...Posted career bests in wins (8-3) and ERA (2.63) over 40 games with the 1991 Twins...Helped MIN to that year's World Series title with a 2.92 ERA (4 ER/12.1 IP) over 7 relief appearances in the postseason...Selected by Detroit in the 23rd round of the 1983 June Draft out of the University of North Carolina-Wilmington.

Personal/Miscellaneous

Full name **CARL BLAKE WILLIS**...Married, Rachel...Has a daughter, Ally, and two sons, Daniel and Bryson...Has one grandson, Luke...Is a 1979 graduate of Piedmont Academy in Providence, NC where he played baseball and basketball... Earned a bachelor's degree in park and recreation management at the University of North Carolina-Wilmington...Played four years of baseball for the Seahawks and was inducted into the school's Athletic Hall of Fame in 1998.

POSTSEASON RECORD

YEAR	CLUB	W	L	ERA	G	GS	CG	SHO	SV	IP	H	R	ER	BB	SO
1991	MIN (ALCS vTOR)	0	0	0.00	3	0	0	0	0	5.1	2	0	0	0	3
	MIN (WS vATL)	0	0	5.14	4	0	0	0	0	7.0	6	4	4	2	2
POST SEASON TOTALS		0	0	2.92	7	0	0	0	0	12.1	8	4	4	2	5

MAJOR LEAGUE PITCHING RECORD

YEAR	CLUB	W	L	ERA	G	GS	CG	SHO	SV	IP	H	R	ER	BB	SO
1984	Detroit	0	2	7.31	10	2	0	0	0	16.0	25	13	13	5	4
	Cincinnati	0	1	3.72	7	0	0	0	1	9.2	8	4	4	2	3
1985	Cincinnati	1	0	9.22	11	0	0	0	1	13.2	21	8	14	5	6
1986	Cincinnati	1	3	4.47	29	0	0	0	0	52.1	54	29	26	32	24
1988	Chicago (AL)	0	0	8.25	6	0	0	0	0	12.0	17	12	11	7	6
1991	Minnesota	8	3	2.63	40	0	0	0	2	89.0	76	31	26	19	53
1992	Minnesota	7	3	2.72	59	0	0	0	1	79.1	73	25	24	11	45
1993	Minnesota	3	0	3.10	53	0	0	0	5	58.0	56	23	20	17	44
1994	Minnesota	2	4	5.92	49	0	0	0	3	59.1	89	48	39	12	37
1995	Minnesota	0	0	94.50	3	0	0	0	0	0.2	5	7	7	5	0
MINOR LGE. TOTALS		39	33	4.17	312	21	0	0	51	612.1	690	329	284	208	299
MAJOR LGE. TOTALS		22	16	4.25	267	2	0	0	13	390.0	424	210	184	115	222



Mark Budzinski

86

Age: 44, born August 26, 1973 in Baltimore, MD

Resides: Henrico, VA

Position: Major League Coach

Bats: L

Throws: L

Height: 6-2

Weight: 180

Managerial/Coaching Career

Is in his first season on Terry Francona's coaching staff after being name to the position in December...As Major League Coach, he will support the coaching staff in all facets of advance preparation, player performance and on-field pre-game work. In addition, he will assist any in-game needs for players and staff and provide a support role to players transitioning to Cleveland from the Player Development system...Managed four seasons in the Indians Player Development system, 2014-17, most recently Double-A Akron in 2017... Led High-A Lynchburg to postseason appearances in 2015-16...Made his professional coaching debut at the helm of the Lake County Captains in 2014.

Playing Career

Budzinski was originally drafted by Cleveland in the 21st round of the 1995 draft and played seven years in the Indians ranks from 1995-2001... Spent time in the Chicago-NL, Milwaukee, Cincinnati and Philadelphia organizations before retiring in 2005...Made his Major League debut with the Cincinnati Reds on August 3, 2003 and appeared in four big-league games with the club...The former outfielder was also a member of the United States team in the 2001 Baseball World Cup managed by Terry Francona, winning a silver medal.

Personal/Miscellaneous

Full named MARK JOSEPH BUDZINSKI...Wife, Monica...Three children...Mark holds his BSBA from the University of Richmond with concentrations in Marketing and Economics...Became a licensed realtor for RE/MAX Action Real Estate in April, 2012 and specializes in representing buyers and sellers in re-sale, new construction, and foreclosed homes in and around the Richmond metropolitan area in Glen Allen, Virginia.

PLAYING RECORD

YEAR	CLUB	AVG	G	AB	R	H	2B	3B	HR	RBI	BB	SO	SB
1995	Watertown	.253	70	253	50	64	12	8	3	25	52	49	15
1996	Columbus	.262	74	260	42	68	12	4	3	38	59	68	12
1997	Kinston	.286	68	241	43	69	13	3	7	39	48	61	6
1998	Akron	.262	127	478	68	125	21	5	10	62	50	125	12
1999	Buffalo	.286	47	133	24	38	7	3	2	17	22	36	4
	Akron	.283	86	297	58	84	17	6	6	46	48	63	9
2000	Buffalo	.290	118	427	68	124	21	7	6	37	49	81	12
	Akron	.239	18	71	7	17	2	0	1	5	6	20	3
2001	Buffalo	.256	122	438	69	112	26	4	2	39	28	125	13
2002	Iowa	.281	12	32	6	9	2	1	0	4	3	5	1
	West Tenn	.297	114	427	68	127	19	6	4	36	51	85	21
2003	Cincinnati	.000	4	7	0	0	0	0	0	0	0	4	0
	Indianapolis	.270	46	159	27	43	7	1	1	12	16	39	7
	Louisville	.274	74	259	53	71	15	3	1	15	37	56	10
2004	Scranton/WB	.283	135	508	79	144	29	15	5	52	48	103	16
2005	Scranton/WB	.270	124	467	72	126	26	8	5	42	42	108	9
MINOR TOTALS		.274	1235	4450	734	1221	229	74	56	469	559	1024	150
MLB TOTALS		.000	4	7	0	0	0	0	0	0	0	4	0

BUDZINSKI'S MANAGERIAL RECORD

YEAR	CLUB	LEAGUE	CLASS	W-L	PCT	POS.	NOTES
2014	Lake County	Midwest	A	65-74	.468	8th/3rd	Lost in Championship
2015	Lynchburg	Carolina	High-A	72-68	.514	2nd/1st	Lost in Semi-Finals
2016	Lynchburg	Carolina	High-A	84-56	.600	1st/1st	Lost in Championship
2017	Akron	Eastern	AA	69-71	.493	3rd	
MINOR TOTALS				290-269	.519		



Brian Sweeney

85

Age: 43, born June 13, 1974 in Yonkers, NY

Resides: Clifton Park, NY

Position: Major League Coach

Bats: R

Throws: R

Height: 6-2

Weight: 200

Managerial/Coaching Career

Beginning his first season as Major League Coach...Joins the Indians organization after three seasons in the Philadelphia Phillies Player Development system, spending the 2016 and 2017 seasons as the Pitching Coach for the Class-A Lakewood BlueClaws...Spent 2015 as a coach for the Gulf Coast League Phillies (Rookie), his first year as a coach at the professional level.

Playing Career

Was originally signed by the Seattle Mariners in 1996 out of the independent Heartland League and spent eight years in their minor league system before Making his major League debut in 2003...Pitched in 73 major league games and went 4-2 with two saves and a 3.38 ERA between the Mariners (2003 & 2010) and San Diego Padres (2004 & 2006)...Spent three years in Japan pitching for the Nippon Ham Fighters, 2007-09...Overall pitched professionally for 18 seasons from 1996-2013.

Personal/Miscellaneous

Full name **BRIAN EDWARD SWEENEY**...Wife, Connie, owns a dance studio in Clifton Park...Daughter, Ava, attends New Paltz University and Mia, 14, is a competitive dancer...Has a BS in biology from Mercy College, where he attended from 1993-96, earning East Coast Conference Scholar Athlete of the Year as a junior...Graduated from Archbishop Stepinac High School in White Plains, NY in 1992.

PITCHING RECORD

YEAR	CLUB	W	L	ERA	G	GS	CG	SHO	SV	IP	H	R	ER	BB	SO
1996	Lafayette (Ind)	6	0	2.20	9	5	3	0	0	49.0	32	13	12	13	52
1997	Lancaster	6	3	3.80	40	0	0	0	1	85.1	83	39	36	21	73
1998	Lancaster	6	0	3.63	17	4	0	0	0	52.0	41	26	21	21	48
1999	3 Teams (+)	4	8	5.07	33	19	0	0	1	136.2	165	89	77	36	107
2000	2 Teams (%)	4	4	3.69	21	8	0	0	1	53.2	58	24	22	20	28
2001	San Antonio	7	4	3.80	37	9	0	0	1	104.1	117	47	44	23	96
2002	Tacoma	9	5	3.80	30	23	1	1	2	142.0	157	67	60	28	113
2003	Seattle	0	0	1.93	5	0	0	0	0	9.1	7	2	2	1	7
	Tacoma	11	10	4.28	29	21	0	0	0	141.0	165	80	67	32	115
2004	San Diego	1	0	5.65	7	2	0	0	0	14.1	20	9	9	2	10
	Portland	11	4	3.83	24	23	0	0	0	138.2	130	65	59	42	110
2005	2 Teams (#)	7	9	4.01	30	26	0	0	0	161.2	191	81	72	36	111
2006	San Diego	2	0	3.20	37	0	0	0	2	56.1	53	22	20	16	23
	Portland	2	1	4.70	7	5	0	0	0	30.2	33	17	16	7	22
2007	Nippon (Japan)	6	8	3.70	21	17	0	0	0	109.1	109	47	45	36	56
2008	Nippon (Japan)	12	5	3.48	28	25	1	1	0	163.0	139	65	63	72	90
2009	Nippon (Japan)	5	8	5.32	21	21	1	0	0	118.1	144	73	70	52	58
2010	Seattle	1	2	3.16	24	0	0	0	0	37.0	33	16	13	6	14
	Tacoma	2	1	2.51	15	0	0	0	1	28.2	20	11	8	8	32
2011	Buffalo	5	5	4.34	32	8	0	0	1	85.0	92	46	41	22	67
	Somerset (Ind)	1	0	2.57	1	1	0	0	0	7.0	4	2	2	0	8
2012	Tacoma	6	4	4.63	27	10	0	0	1	95.1	91	53	49	24	55
2013	Tacoma	8	3	3.96	36	10	0	0	0	97.2	104	46	43	21	77
MINOR LGE. TOTALS		88	61	4.09	378	166	1	1	9	1352.2	1447	691	615	341	1054
JAPAN TOTALS		23	21	4.10	70	63	2	1	0	390.2	392	185	178	160	204
MAJOR LGE. TOTALS		4	2	3.38	73	2	0	0	2	117.0	113	49	44	25	54

(+) AAA Tacoma, AA New Haven, A Lancaster (%) AAA Tacoma, AA New Haven (#) AAA Portland/SD, AAA Durham/TB

BEHIND THE SCENES



MIKE BARNETT begins his third season with the Cleveland Indians as Major League Replay Coordinator and Staff Assistant. Mike serves as the main communication liaison between the dugout and clubhouse replay system during games, assisting Terry Francona and Brad Mills on potential replay challenges and will assist Indians hitting coaches with advanced reports on opposing pitchers. During his first two seasons in the position the Indians have been successful on 45 of 84 replay challenges (54%).

Barnett, 58, was the Minor League Hitting Coordinator of the Toronto Blue Jays since 2013 prior to joining Cleveland in January 2016. He was the Blue Jays' Major League Hitting Coach (2002-05) and was also Hitting Coach for the Kansas City Royals (2006-08) and Houston Astros (2011-12) with Brad Mills. He served as hitting coach at all levels of the White Sox system from 1990-97, where he worked with Terry Francona before moving to the Diamondbacks, where he was Hitting Coach at the AAA level from 1998-2001. During the 1994 season he was the Hitting Coach in AA Birmingham for Francona, working with Michael Jordan.

He resides in Knoxville, TN and has two children. A graduate of Ohio University with a degree in sports administration, Barnett also worked in the Yankees organization as bullpen coach/catcher for the Columbus Clippers (1979-81) and Assistant Administrator of Baseball Operations from 1982-87. He also coached at the University of Tennessee (1988-89). Born in Columbus, he played catcher at Ohio University before his playing career was cut short due to a shoulder injury.



CECI CLARK begins her fifth season as Performance Coach.

In her role, the Berkeley, CA native assists players and staff at the Major League and Triple-A levels in the continued development and integration of programs and services that enhance performance and mental and emotional development. She works closely with organizational coaches, coordinators, strength and conditioning personnel, athletic trainers and front office staff to integrate mental skills into assessment and training plans for players, teams and programs.

She previously worked in the United States Army for six years from 2008-14, working for the Special Warfare Center and School, primarily with Special Forces Soldiers, and was the "Head of Performance" for the Special Operations Cognitive Enhancement Program (SOCEP). She is a member of the Association for Applied Sport Psychology (AASP).

She is a 2005 graduate of Bates College (ME) and received a Master's of Science in Applied Sport Science from the University of Bangor (Wales, UK) in 2008.

ATHLETIC TRAINING



LONNIE SOLOFF begins his 15th season with the Cleveland Indians, taking on an expanded role as **Senior Director, Medical Services** in 2014.

Lonnie's position focuses on research and development pertaining to physical development, performance enhancement, sports science and injury prevention while assisting club executives in short-term and long-term injury risk assessments relative to strategic amateur and professional player personnel decisions. Lonnie continues to supervise the organization's Athletic Trainers, Strength & Conditioning Coaches and Team Physicians; overseeing injury treatment, rehabilitation systems and physical development at both the Major League and Minor League levels.

Soloff, the club's Head Athletic Trainer for ten seasons from 2004-13, joined the club after spending five years as Assistant Athletic Trainer and physical therapist for the Cincinnati Reds. Lonnie and his staff are widely respected around the professional sports industry and following the 2016 and 2007 campaigns, the Indians Athletic Training and Medical staffs were recognized as MLB's best by a membership of their peers, *PBATS* and *Baseball Prospectus*, a leading baseball research and content organization. Soloff was honored to be a member of Team USA's sports medicine staff during the 2017 World Baseball Classic and Athletic Training Staff at the 2012 All-Star Game in Kansas City.

While attending St. Louis University, Lonnie received a Bachelor's Degree in Exercise Science, a Master's Degree in Physical Therapy and attained his certification in athletic training. More recently, Lonnie completed post-graduate coursework towards a Doctorate in Physical Therapy from Northeastern University in Boston. Lonnie has taken an active role in teaching orthopedics and baseball sports medicine, which has enabled him to lecture nationally and participate in research studies. The 42-year old is a member of the NATA and APTA and began his career in baseball with the St. Louis Cardinals in 1996 as part of the PBATS internship program.

Lonnie, a native of New Orleans, resides in Avon Lake, OH with his wife and three children.

ATHLETIC TRAINING, CONT.



JAMES QUINLAN begins his fifth season as the **Head Athletic Trainer** with the Cleveland Indians after spending 2012 and 2013 in the same position with the Tribe's Triple-A affiliate, the Columbus Clippers.

The Havertown, PA native joined the organization prior to the 2007 season as the Athletic Trainer of the Mahoning Valley Scrappers and beginning in 2008 began a four-year term as the club's Rehabilitation Coordinator based out of the Goodyear (AZ) Player Development Complex. James then transitioned to Athletic Trainer in Columbus starting in 2012.

James, 37, graduated from Temple University in 2003 and received his Doctorate in Physical Therapy from Widener University (PA) in 2007. Quinlan, who began his career in baseball as a bat boy and clubhouse attendant with the Philadelphia Phillies, also served as an Athletic Training intern with the Phillies in 2003. He is a member of the American Physical Therapy Association (**APTA**) & National Athletic Trainers Association (**NATA**).

He and his wife, Erin, reside in Avon Lake, OH with their two children.



JEFF DESJARDINS, 44, is entering his ninth season as an Assistant Athletic Trainer on the Major League staff and his 18th season in the Indians organization.

Desjardins spent nine seasons as a Minor League Athletic Trainer in the Cleveland Indians Player Development System from 2001-09. He spent three seasons (2007-2009) serving a dual role as the Indians Athletic Training Coordinator and Athletic Trainer at the club's Triple-A affiliates in Buffalo, NY and Columbus, OH. In 2005 and 2006, he was the Athletic Trainer for the Indians AA Akron affiliate. In 2006 he was named the Eastern League Athletic Trainer of the Year and was selected to represent the Indians in the Arizona Fall League. He held the same position in Kinston, NC in 2004 and in Lake County, OH in 2003. Desjardins originally joined the Indians organization in 2001 as the Athletic Trainer in Burlington, NC and served in that role for two seasons. In 2016, Jeff shared honors with the entire Cleveland Indians Medical staff as they were named the "Major League Athletic Training Staff of the Year" by the Professional Baseball Athletic Trainers Society.

A graduate of Plymouth State College in Plymouth, NH, Desjardins is a certified Athletic Trainer and a certified Strength and Conditioning specialist. He is also an American Red Cross First Aid and CPR Instructor.

The Gorham, Maine native currently resides in Cleveland with his family.



MICHAEL SALAZAR begins seventh season as Major League Assistant Athletic Trainer.

Salazar, 42, spent 12 seasons from 2000-2011 as a Minor League Athletic Trainer in the Cleveland Indians Player Development System after joining the organization in 2000. Salazar spent two seasons (2010-2011) as the Athletic Trainer for the Triple-A Champion Columbus Clippers. He also spent three seasons at Double-A Akron (2007-2009) and spent at least one season at every Indians Minor League affiliate.

Prior to working with the Tribe, Michael spent one year in the Atlanta Braves organization in a similar capacity. Michael was the Head Athletic Trainer for the Dominican Republic World Baseball Classic squad in both 2006 and 2009 and has previously worked in the same capacity for Aguilas in the Dominican Winter League.

Michael obtained his under graduate degree at Manchester University (IN) and completed his graduate work at the University of Alabama at Birmingham. A native of Chicago, IL, he now resides in Cleveland. He is currently a doctoral candidate at A.T. Still University as he pursues a Doctorate of Athletic Training degree.



JIM MEHALIK enters his 24th season with the Cleveland Indians, serving in 2018 as a **Physical Therapy Consultant**. Along with Lonnie Soloff, James Quinlan and the Athletic Training Staff, Jim coordinates the rehabilitation and physical therapy programs for the organization's injured players.

After graduating from Ohio State in 1988 with a degree in Allied Health Sciences, Jim was a Staff Therapist at Lorain Community Hospital and later was the Director of Rehabilitation at Lutheran Hospital from 1993-2010. In 2010 he assumed his current role as a Clinical Rehabilitation Manager at the Cleveland Clinic. Jim went on to earn his Doctor of Physical Therapy degree from the University of Montana in 2012.

Mehalik, 51, resides in Brunswick Hills, OH with his wife, Lisa, and their three children, Haley, Jacob and Hannah.

STRENGTH AND CONDITIONING



JOE KESSLER is in his ninth season as the **Major League Strength and Conditioning Coach** after being named to the position on January 8, 2010.

Kessler, 36, originally joined the Indians organization in March of 2009. He spent the 2009 season as an Assistant Strength and Conditioning Coach in Goodyear, Arizona, where he worked with players based out of the Goodyear Complex and assisted those who were rehabilitating from previous injuries. Kessler's previous experience includes two years as the Director of Athletic Development for OAK Athletic Development in Bourbonnais, IL and also spent two seasons as a Strength and Conditioning Assistant with the Indianapolis Colts from 2005-07 after interning with the Chicago Bears in 2004.

Joe is a 2004 graduate of Illinois State University where he majored in Kinesiology with a concentration in Exercise Science. He resides in Fairview Park with his family. He is a big fan of the University of Michigan Football Wolverines.



NELSON PEREZ begins his 13th season with the Indians organization and ninth as **Assistant Major League Strength Coach**.

Nelson is based out of the Cleveland where he assists Joe Kessler in all phases of the club's Strength and Conditioning operation. In the off-season he visits Latin American-based players regularly and also assists the 40-man Latin-born players with their off-season workout plans. His tenure with the club began in 2007 as the Strength Coach at Class-A Lake County, working in Kinston and for the Arizona Rookie League club in subsequent seasons before assuming his current role in 2010.

Nelson is a native of Aguada, Puerto Rico and currently resides in North Ridgeville, Ohio with his wife, Nilmaris, and their three children, Nelson, Tian and Nelina. He is a 2004 graduate of the University of Puerto Rico-Ponce, where he majored in Athletic Training. Nelson interned with the Tribe's Athletic Training staff in the spring of 2006. He was the Strength Coach for the 2017 WBC runner-up Puerto Rican team.



TODD KUBACKI begins his 11th season with the Indians organization and second season as Performance Coordinator after four years as the **Minor League Strength and Conditioning Coordinator**. Todd is based out of the Goodyear, Arizona Player Development Complex and spends the off-season conditioning the club's Major and Minor League players who reside or spend the offseason in the valley.

The Austintown, Ohio native graduated Magna Cum Laude from Youngstown State in 2007 with a degree in political science with a mathematics minor and later volunteered in the YSU Athletics weight room following graduation. He joined the Indians as a strength intern at Lake County in 2008, spent 2009 in Akron, 2010-12 in AAA Columbus and was a part of three straight league championships from 2009-2011. He recently received his Master's Degree in performance psychology from National University.

Todd, 33, and his wife, Phuong, reside in Goodyear, Arizona.



The #1 App for Live Indians Baseball



© 2018 OMLB Advanced Media, L.P. All Major League Baseball trademarks, service marks and copyrights used herein are the property of the applicable MLB entity. Visit MLB.com. All other marks used herein are trademarks of their respective owners.

CLEVELAND INDIANS COACHES, 1920-2017

Adair, Rick, 1992-93	Harrah, Toby, 1996	Pole, Dick, 2000-01
Aker, Jack, 1986-87	Hartenstein, Chuck, 1979	Quattraro, Matt, 2014-17
Alomar, Jr., Sandy, 2010-17	Hartley, Grover, 1928-30	Queen, Mel, 1982
Appling, Luke, 1961	Hemus, Solly, 1965	Radinsky, Scott, 2010-12
Baker, Del, 1943-44	Hernandez, Chuck, 2009	Regan, Phil, 1994, 1999
Bassler, Johnny, 1938-40	Hofman, Bobby, 1971-72	Rice, Del, 1967
Belcher, Tim, 2010-11	Isaac, Luis, 1988-91, 1994-2008	Riggelman, Jim, 2000
Bell, Buddy, 1994-1995, 2003-05	Jones, Clarence, 1999-2001	Rivera, Luis, 2006-09
Bere, Jason, 2015-2017	Katt, Ray, 1962	Roberts, Dave, 1987
Bolek, Ken, 1992-93	Keller, Dave, 2001-03	Roth, Frank, 1923-25
Bonds, Bobby, 1984-87	Koenig, Fred, 1986	Ruel, Harold, 1948-50
Brown, Mike, 2002	Kress, Ralph, 1953-60	Sanford, Jack, 1968-69
Bryant, Clay, 1967,1974	Lemon, Bob, 1960	Sarbaugh, Mike, 2013-17
Bumbry, Al, 1998, 2002	Lipon, John, 1968-71	Schang, Wally, 1936-38
Callaway, Mickey, 2013-17	Little, Grady, 2000-01	Sewell, Luke, 1939-41
Cash, Kevin, 2013-14	Lobe, Bill, 1952-56	Shanks, Howie, 1928-32
Chiti, Dom, 1990-93	Lutz, Joe, 1972-73	Shelton, Derek, 2005-09
Clark, Ron, 1992-93	MacKenzie, Gordie, 1991-92	Shotton, Burt, 1942-45
Colavito, Rocky, 1973, 1976-78	Manuel, Charlie, 1988-89, 1994-99	Simmons, Al, 1950-51
Comer, Steve, 1987	Mathews, Harry, 1926-27	Skinner, Joel, 2001-09
Cuccinello, Tony, 1952-56	McCallister, Jack, 1920-26	Smith, Steve, 2010-12
Datz, Jeff, 2002-09	McCraw, Tom, 1975, 1980-82	Sommers, Dennis, 1980-85
Dauer, Rich, 1990-91	McGaha, Mel, 1961	Spahn, Warren, 1972-73
Davenport, Jim, 1989	McKechnie, William, 1948-49	Spencer, Tom, 1988-89
Deal, Ellis, 1970-71	McMahon, Don, 1983-85	Stanky, Eddie, 1957-58
Doby, Larry, 1974	Meillo, Oscar, 1939-50	Strickland, George, 1963-69
Duncan, Dave, 1979-81	Miller, Dave, 2012	Susce, George, 1941-49
Easter, Luke, 1969	Mills, Brad, 2013-17	Thompson, Robby, 2002, 2005
Edwards, Doc, 1985-87	Mills, Buster, 1946	Tolman, Tim, 2010-11
Estrada, Chuck, 1983	Moeller, Joe, 1978	Torborg, Jeff, 1975-77
Evers, Walter, 1970	Morales, Jose, 1990-93	Uhlaender, Ted, 2000-01
Falk, Bibb, 1933	Mullin, Pat, 1967	Uhle, George, 1936-37
Farrell, Kerby, 1970-71	Murray, Eddie, 2002-05	Valo, Elmer, 1963-64
Felix, Ruben, 2004-06	Napoleon, Ed, 1983-85	Van Burkleo, Ty, 2013-17
Fields, Bruce, 2011-12	Nelson, Dave, 1992-97	Wiedenbauer, Tom, 2012
Fitzgerald, Ed, 1960	Newman, Jeff, 1992-99	White, Joyner, 1959-60
Flowers, Jake, 1951-52	Niebla, Ruben, 2012	Whitehill, Earl, 1941
Garcia, Dave, 1975-76, 1979	Nossek, Joe, 1977-81	Wiley, Mark, 1988-91, 1995-98
Gharrity, Patsy, 1933-35	Nunnally, Jon 2010-11	Wilks, Ted, 1960
Goryl, John, 1982-88, 1997-98	O'Neil, Mickey, 1930	Williams, Billy, 1990-91
Graham, Brian, 1999	O'Neill, Steve, 1949	Willis, Carl, 2003-09
Haddix, Harvey, 1975-78	Otero, Reggie, 1966	Wolgamot, Earl, 1931-33
Harder, Mel, 1948-63	Pacheco, Tony, 1974	Wynn, Early, 1964-66
Hargrove, Mike, 1990-91	Parker, Salty, 1962	Zwilling, Dutch, 1941

HISTORY OF TRIBE ATHLETIC TRAINERS

From 1921-2003, the Indians employed just four Athletic Trainers starting with Fred Weisman (1921-49). Wally Bock (1950-70) followed Weisman. Jim Warfield (1971-96) followed Bock and Paul Spicuzza was head athletic trainer from 1996-2003.

2018 ROSTER FORMATION

INDIANS SELECTED IN THE FIRST-YEAR PLAYER DRAFT (15)

Player	Draft Year	Round	School	Scout
Allen, Cody	June 2011	23rd	High Point (NC) University	Bob Mayer
Allen, Greg	June 2014	6th	San Diego State University	Ryan Thompson
Anderson, Cody	June 2011	14th	Feather River (CA) College	Don Lyle
Chisenhall, Lonnie	June 2008	1st (29th)	Pitt Junior College (Greenville, NC)	Bob Mayer
Haase, Eric	June 2011	7th	Divine Child HS (Dearborn, MI)	Junie Melendez
Kipnis, Jason	June 2009	2nd	Arizona State University (Tempe)	Byron Ewing
Lindor, Francisco	June 2011	1st (8th)	Montverde (FL) Academy	Mike Soper
Merritt, Ryan	June 2011	16th	McLennan Community College	Kevin Cullen
Merryweather, Julian	June 2014	5th	Oklahoma Baptist University	Mark Allen
Morimando, Shawn	June 2011	19th	Ocean Lakes (VA) High School	Bob Mayer
Naquin, Tyler	June 2012	1st (15th)	Texas A & M	Kyle Van Hook
Pérez, Roberto	June 2008	33rd	Lake City Community College	Mike Soper
Plutko, Adam	June 2013	11th	UCLA	Carlos Muniz
Tomlin, Josh	June 2006	19th	Texas Tech University (Lubbock)	Mike Daly
Zimmer, Bradley	June 2014	1st (21st)	University of San Francisco	Don Lyle

**Supplemental 1st Round*

INDIANS ACQUIRED BY TRADE (13)

Player	From	Date	With	For
Almonte, Abraham	San Diego	July 31, 2015		LHP Marc Rzepczynski
Bauer, Trevor #	Arizona	December 11, 2012	RHP Bryan Shaw RHP Matt Albers OF Drew Stubbs (from CIN)	LHP Tony Sipp INF Didi Gregorius (from CIN) INF Jason Donald (to CIN) OF Shin-Soo Choo (to CIN)
Brantley, Michael*	Milwaukee	Oct. 3, 2008 (July 7, 2008)	RHP Rob Bryson LHP Zach Jackson OF/INF Matt LaPorta	LHP CC Sabathia
Carrasco, Carlos	Philadelphia	July 29, 2009	INF Jason Donald RHP Jason Knapp C Lou Marson	OF Ben Francisco LHP Cliff Lee
Clevinger, Mike	Los Angeles-AL	August 7, 2014		RHP Vinnie Pestano
Gomes, Yan	Toronto	November 3, 2012	INF Mike Aviles	RHP Esmil Rogers
Goody, Nick	New York-AL	December 20, 2016		cash/player to be named
Guyer, Brandon	Tampa	August 1, 2016		OF Nathan Lukes RHP Jhonleider Salinas
Kluber, Corey #	San Diego	July 31, 2010		RHP Jake Westbrook (to SIL)
McAllister, Zach*	New York-AL	Aug. 20, 2010		OF Austin Kearns
Miller, Andrew	New York-AL	July 31, 2016		OF Clint Frazier LHP Justus Sheffield RHP Ben Heller RHP J.P. Feyereisen
Otero, Dan	Philadelphia	December 18, 2015		cash
Stamets, Eric	Los Angeles-AL	July 28, 2015		OF David Murphy

* As Player To Be Named Later

3-way trade

AS FREE AGENT (2)

Player	Date
Alonso, Yonder	Dec. 23, 2017
Encarnacion, Edwin	Jan. 5, 2017

*Minor League FA

AS NON-DRAFTED FREE AGENT (8)

Player	Date
Castro, Willi	July 2, 2013
Chang, Yu	June 3, 2013
Diaz, Yandy	Sept. 20, 2013
González, Erik	Aug. 26, 2008
Mejia, Francisco	July 2, 2012
Ramírez, José	Nov. 26, 2009
Salazar, Danny	July 3, 2006
Urshela, Giovanni	July 2, 2008

ON WAIVER CLAIM (2)

Player	Date
Olson, Tyler	July 9, 2016 (KC)
Refsnyder, Rob	Nov. 20, 2017 (TOR)

*Major League Phase Rule V Draft

2018 CLEVELAND INDIANS



Indians All-Star Infielder Jose Ramirez;
His 56 doubles represented the third-highest total in club history

40-Man Roster and Spring Invitees.....	86-220
Cleveland Indians Birthdays.....	178
Cleveland Indians Roster.....	221-223
Formation of the 2018 Cleveland Indians.....	84
Phonetic Pronunciations for 2018 Indians.....	161

Footnotes refer to player statistics that follow: () League Leader, (#) Tied for league lead*



Cody Allen

37

Age: 29, born November 20, 1988 in Orlando, FL

Resides: Southlake, TX

Position: Pitcher

Bats: R

Throws: R

Height: 6-1

Weight: 210

ML Service: 5 + 076

Contract Status: Signed thru 2018

Acquired: Selected by Cleveland in the 23rd round (698th overall) in the 2011 First-Year Player Draft.

YEAR	CLUB	W-L	ERA	G	GS	CG	SHO	SV	IP	H	R	ER	HR	HB	BB	SO	WP	BK	OPPONENTS		
																			AVG	SLG	OBP
2011	Mahoning Valley	3-1	2.14	14	0	0	0	0	33.2	21	9	8	1	3	9	42	1	2	.183	.252	.254
	Lake County	2-0	0.00	7	0	0	0	0	17.0	10	0	0	0	0	5	28	2	0	.164	.197	.227
	Akron	0-0	18.00	1	0	0	0	0	1.0	3	2	2	0	0	0	2	0	0	.500	.667	.500
	Kinston	0-0	0.00	1	0	0	0	0	3.0	1	0	0	0	0	0	3	0	0	.100	.100	.100
2012	Carolina	0-0	0.00	2	0	0	0	0	4.0	1	0	0	0	0	0	8	0	0	.077	.077	.077
	Akron	0-0	1.17	5	0	0	0	1	7.2	2	1	1	1	0	0	10	0	0	.080	.200	.080
	Columbus	3-2	2.27	24	0	0	0	2	31.2	22	8	8	3	0	9	35	0	0	.195	.310	.254
	CLEVELAND	0-1	3.72	27	0	0	0	0	29.0	29	12	12	2	0	15	27	0	0	.266	.358	.352
2013	CLEVELAND	6-1	2.43	77	0	0	0	2	70.1	62	22	19	7	1	26	88	9	0	.233	.380	.300
2014	CLEVELAND	6-4	2.07	76	0	0	0	24	69.2	48	21	16	7	1	26	91	4	0	.194	.331	.271
2015	CLEVELAND	2-5	2.99	70	0	0	0	34	69.1	56	26	23	2	2	25	99	9	0	.219	.305	.291
2016	CLEVELAND	3-5	2.51	67	0	0	0	32	68.0	41	23	19	8	0	27	87	3	0	.177	.323	.261
2017	CLEVELAND	3-7	2.94	69	0	0	0	30	67.1	57	24	22	9	2	21	92	9	0	.221	.364	.285
Minor Lge. Totals		8-3	1.74	54	0	0	0	3	98.0	60	20	19	5	3	23	128	3	2	.175	.254	.232
CLEVELAND TOTALS		20-23	2.67	386	0	0	0	122	373.2	293	128	111	35	6	140	484	34	0	.214	.343	.288
American League		20-23	2.67	386	0	0	0	122	373.2	293	128	111	35	6	140	484	34	0	.214	.343	.288
National League		--	--	--	--	--	--	--	--	--	--	--	--	--	--	--	--	--	--	--	--
M.L. TOTALS		20-23	2.67	386	0	0	0	122	373.2	293	128	111	35	6	140	484	34	0	.214	.343	.288

CAREER TRANSACTIONS

2010 Selected by Cleveland in the 16th round of the June draft. Did not sign.

2011 Selected by Cleveland in the 23rd round of the June draft. Signed on 6/15.

FIELDING BY POSITION

PCT	2017							PCT	CAREER						
	G	PO	A	E	TC	DP	G		PO	A	E	TC	DP		
1.000	69	1	7	0	8	0	Pitcher	.925	386	11	26	3	40	1	

PITCHERS HITTING

AVG	2017				AVG	CAREER			
	AB	H	HR	RBI		AB	H	HR	RBI
--	--	--	--	--	--	--	--	--	--

POSTSEASON PITCHING RECORD

YEAR	CLUB	W-L	ERA	G	GS	CG	SHO	SV	IP	H	R	ER	HR	HB	BB	SO	WP	BK
2013	CLE (ALWC vTB)	0-0	0.00	1	0	0	0	0	0.1	1	1	0	0	0	0	1	0	0
2016	CLE (ALDS vBOS)	0-0	0.00	2	0	0	0	2	3.0	4	0	0	0	0	2	5	0	0
	CLE (ALCS vTOR)	0-0	0.00	4	0	0	0	3	4.2	1	0	0	0	0	1	7	0	0
	CLE (WS vCHI)	0-0	0.00	4	0	0	0	1	6.0	3	0	0	0	1	2	12	0	0
2017	CLE (ALDS vNYY)	0-0	1.69	4	0	0	0	1	5.1	5	2	1	0	0	3	8	0	0
TOTALS		0-0	0.47	15	0	0	0	7	19.1	14	3	1	0	1	8	33	0	0

2017 Season Highlights

- ◆ Became the most accomplished reliever in club history as he again led the team in saves in his fourth season as Indians closer...Now ranks 4th in club history in saves (122) and now has the most strikeouts (484) and relief appearances (386) in franchise history...Passed Eric Plunk (460, 373) in both categories during the season...Has the most seasons of at least 24 saves in club history (four)...Overall is 7th in club history in games pitched (386) behind Mike Garcia (397)... All of the top six games pitched leaders in Indians history were predominantly starters...Only Allen, Kenley Jansen and Craig Kimbrel have at least 30 saves in each of the last three seasons (2015-17).

◆ Among American League relievers finished 6th in saves (30), 21st in average with runners on base (.214, 24/112), tied for 12th in games (69) and tied for 16th in relief innings (67.1)...53 of 69 outings were scoreless...Was 30-for-34 in save conversions & has saved 39 of 43 chances dating back to 8/18/16...Recorded a career-best 22 straight save conversions from 8/18/16-5/23/17...Became the first pitcher in MLB history (since 1969) to record a save & 3+ K's in each of team's first 2 team games, April 3-4 at Texas...Fanned 12.3 batters per 9.0IP on the year, recorded three four-out saves and his 92 strikeouts were 9th-most by an A.L. reliever.

CLEVELAND INDIANS CAREER RELIEF GAMES	
1. Cody Allen	386
2. Bryan Shaw	378
3. Eric Plunk	373
4. Rafael Betancourt	371
5. Paul Shuey	361

◆ Recorded a 0.90 ERA in 10 April outings (10.0IP, 10H, 1ER, 20SO) and was named A.L. Reliever of the Month...Season hit a six-week snag from June 24-August 9, posting a 5.40 ERA and 2 blown saves over the span (19G, 18.1IP, 17H, 11ER, 4HR)...From August 12 thru the end of the season he recorded an ERA of 2.05 (22.0IP, 14H, 5ER, 31SO) over his last 23 relief outings....Right-handed batters are hitting .189 against (51-270) since the start of 2016.

AMERICAN LEAGUE SAVE LEADERS, 2014-17	
1. Zach Britton	135
2. David Robertson	124
3. Cody Allen	120
4. Roberto Osuna	95
5. Alex Colome	84

◆ Recorded 100th career save on May 6 at Kansas City...Also recorded 4 holds on the year...Left-handed hitters recorded an OPS of .545 off him for the year (1 homer allowed)...Batters hit .226 (14/62) off him with RISP...Struck out 46.2% (24/52) of left-handed batters he faced after the All-Star Break...Club's all-time leader in Postseason saves (7) and did not allow an ER over his first 18.1 career IP in the Postseason until allowing run in Game 5 of the ALDS vs. NYY.

MOST CAREER SAVES INDIANS HISTORY	
1. Bob Wickman	139
2. Doug Jones	129
3. Chris Perez	124
4. Cody Allen	122
5. Jose Mesa	104
6. Mike Jackson	94

MOST SEASONS, 24+ SAVES INDIANS HISTORY	
Cody Allen	4
Chris Perez	3
Doug Jones	3
Bob Wickman	2
Mike Jackson	2
Jose Mesa	2

SO/9.0IP, CLUB HISTORY RELIEVERS (min. 60.0IP)	
1. Andrew Miller (2017)	13.64 (62.2/95)
2. Cody Allen (2015)	12.85 (69.1/99)
3. Cody Allen (2017)	12.30 (67.1/92)
4. Vinnie Pestano (2011)	12.19 (62.0/84)
5. Cody Allen (2014)	11.76 (69.2/91)
6. Cody Allen (2016)	11.51 (68.0/87)
7. Paul Shuey (1999)	11.35 (81.2/103)
8. Cody Allen (2013)	11.26 (70.1/88)

Pro Career

◆ 2016 Saved 32 of 35 (91.4% save conversion), finishing 7th in the A.L. in saves...His .177 (41/232) average against was the 3rd-lowest relief mark allowed...Also finished 8th among A.L. relievers with 87 strikeouts (11.5 SO per 9.0IP), 16th in relief innings and 14th in relief ERA....From 5/3-8/16 he recorded an ERA of 1.11 in 39 games (40.2IP, 22H, 5ER, 15BB, 56SO, .162 avg)...Recorded 2 saves of 1.0+ innings in 2016, the last coming on June 9 after recording 7 such saves in 2015...Did not allow a run over 13.2 innings in the Postseason, recording 6 saves in 6 chances and limiting batters to a .163 (8/49) average against while fanning 24 in 13.2 IP (15.8SO/9.0IP).

2016 AMERICAN LEAGUE RELIEF AVG AGAINST	
1. Andrew Miller (CLE)	.160
2. Zach Britton (BAL)	.162
3. Cody Allen (CLE)	.177
4. Luke Gregerson (HOU)	.183
5. Ryan Dull (OAK)	.186
6. Steve Cishek (SEA)	.190

◆ 2015 Enjoyed a solid campaign as the Indians closer, saving 34 of 38 chances (89.5%), finishing tied for 6th in the American League in saves with the 6th best save pct. in the A.L...Notched 16 straight save conversions from 4/29-7/10, the 2nd longest streak of his career and saved 31 of his final 34 chances from 4/29 thru the end of the season...Came 1 strikeout from becoming 5th Indians reliever w/100 in a season (last Paul Shuey in 1999)...Posted a stretch of 19 straight scoreless outings covering 19.0IP from 5/24-7/10, a career-best and the longest marks by an Indians reliever in 2015...Finished 2nd among A.L. relievers in strikeouts (99), tied for 9th in games pitched in the A.L. (70) and tied for 9th with a team-high 69.1 relief innings pitched...Season FIP: 1.82...Season got off to a rocky start as he posted an 0-2 mark in April with a 11.57 ERA and 4 saves in 8 games (7.0IP, 13H, 10R/9ER, 7BB, 11K)...From 5/13 thru the end of the season he recorded an ERA of 1.85 (58.1IP, 40H, 12ER, 82SO) to lower his ERA from 9.00 to 2.99...Recorded a strikeout in 60 of 70 appearances, including 29 straight at one point from 4/29-7/8...Lefties hit just .176 (22-125, 50SO) on the season...Recorded a Major League-best 7 saves when working over 1.0IP.

2015 AMERICAN LEAGUE SAVE LEADERS	
1. Brad Boxberger (TBR)	41
2. Huston Street (LAA)	40
4. Zach Britton (BAL)	36
Andrew Miller (NYY)	36
5. Shawn Tolleson (TEX)	35
6. Cody Allen (CLE)	34
David Robertson (CWS)	34

- ◆ **2014** Spent the last four months as Indians closer, taking over for John Axford in late May and flourished in the role... Overall saved 24 of 28 chances (86%), including a career-best 17 straight from 5/30-8/28...From 5/30 thru end of the season he posted an ERA of 1.49 (48.1IP, 27H, 8ER, 16BB, 64K, .161AVG)...Cody finished among A.L. relievers in the following categories: games (T2nd, 76), saves (9th, 24), relief strikeouts (6th, 91), relief ERA (13th, 2.07), relief batting average (15th, .194), relief innings (18th, 69.2), inherited runners pct scored (4th, 5/35, 14%), first batter average (T3rd, .136, 9/66) and relief wins (T6th, 6)...Was lethal against left-handed batters, limiting lefties to a .141 (18-128, 5 2B, 3HR, 10BB, 59SO) average against with a slash line of .201/.250/.451 (2nd-lowest batting avg. allowed in A.L. to lefties).
- ◆ **2013** Rookie reliever became the primary 7th inning set-up reliever for Tito Francona over the second half of the season in his first full season in the Major Leagues...Led the club with 77 appearances and finished 2nd in the American League in games pitched, 5th in relief strikeouts (88), tied for 13th in relief innings (70.1), 16th in relief ERA (2.43) and tied for 4th in relief wins (6)...Finished tied for 6th in the 2013 BBWAA A.L. Rookie of the Year voting with two third place votes...His 88 strikeouts are most by an Indians reliever since Paul Shuey (103) in 1999 and his 77 appearances were then the 2nd most in club history over a single-season (Bobby Howry 79, 2005)...On the year he fanned 11.3 batters per 9.0IP, at the time the 3rd-highest total in club history among relief pitchers with at least 65.0IP in a single-season... Earned his first Major League win on 4/21 at Houston and first MLB save on 5/12 at Detroit.
- ◆ **2012** Enjoyed a quick ascent through the Indians PD system after being selected in the 23rd round (698th overall) of the 2011 First-Year Player Draft out of High Point Univ (NC)...Split the 2012 season between A Carolina, AA Akron and AAA Columbus, going a combined 3-2-3 & a 1.87 ERA in 31G (43.1IP, 25H, 9ER, 53K, 11.0SO/9.0IP, .166AVG)... Did make two scoreless appearances in spring training (1.2IP) in early March that made an impression on the Major League staff...From 6/7-7/20 Major League promotion he posted an ERA of 0.56 (16.0IP, 5H, 1R/ER, 17K, .098AVG) in 13G...Averaged 11 strikeouts per 9.0IP with a walk/9.0IP ratio of 1.9 while limiting Minor League hitters to a .166 (25/151) average against for the MiLB season...Became the second member of the 2011 draft class to reach the Major Leagues along w/AZ RHP Trevor Bauer (3rd overall pick) after being promoted from Columbus on 7/20...MLB debut that night vs BAL (1.0IP, 0H, 0R, 1K)...Enjoyed 12 scoreless outings to start (13.2IP) before allowing 2-run HR to Nick Swisher on 8/24 vs NYY (LHH were 0-for-21 prior to the HR) to equal a club record for scoreless appearances to start a Tribe career (shares with Alex Herrera, 2002-03)...Allowed only 1 extra base hit to a right-handed hitter all season in 67 plate appearances... Entered 2013 ranked as the 5th best prospect and best curve ball in the Indians organization and 13th best prospect in the Int'l League (2012) according to **Baseball America**.
- ◆ **2011** Went a combined 5-1 w/a 1.65 ERA (54.2IP, 35H, 10ER, 14BB, 75K, .182AVG) in 23 relief appearances after signing on 6/16.

Personal/Miscellaneous

Full name **CODY EDWARD ALLEN**...Married, Mallory...Son, Cason... Graduated from Boone High School in 2007 where he played QB on the football team and baseball (same HS former GM John Hart used to coach)...High school produced big leaguers Ron Karkovice, Joe Oliver, Mike Maroth and Paul Wilson...Attended the University of Central Florida for two years, 2008-09, red-shirting his sophomore year in 2009 after undergoing reconstructive right elbow surgery... Attended St. Pete Junior College in 2010 and High Point University (NC) in 2011...Regular Tribe Fest participant...Mallory and Cody have been very active with the Providence House, donating clothing, time and sizable monetary donations with former Indian Bryan Shaw that paid for a miniature baseball field with artificial turf for the kids of the house in April 2016...Also works with Womankind, a maternal and prenatal care center for families in need...Regular participant in the PLAY Campaign conducted by PBATS & MLB... Was instrumental in the support and funding of the 2016 Larry Doby Fund.


ALLEN'S FAVORITES

Favorite Movie: Lone Survivor
Favorite Group/Artist: George Strait
Favorite Athlete Growing Up: Chipper Jones
Favorite Team Growing Up: Atlanta Braves
Person Who Has Most Influenced You: My parents, Craig and Billie
Favorite Thing Away From Baseball: Fish/Hunt
Favorite Road City: Minneapolis
Favorite Road Ballpark: Target Field
Favorite School Subject: History
Favorite TV Show: Persons of Interest

MLB PLAYERS TO DEBUT YEAR AFTER DRAFT SELECTION IN ROUND 20 & HIGHER		
PLAYER (TEAM)	DEBUT/DRAFT/RD	
Allen, Cody (CLE)	2012(2011)	23
Alexander, Gerald (TEX)	1990(1989)	21
Sanders, Deion (NYY)	1989(1988)	30
Willis, Carl (DET)	1984(1983)	23
Baker, Dusty (ATL)	1968(1967)	26
Marshall, Mike (DET)	1967(1967)	37

ALLEN'S CAREER GAME HIGHS

K's: 6, April 16, 2013 vs. Boston; **BB:** 3, 2x, last May 11, 2016 at Houston; **LONGEST OUTING:** 3.0 innings, April 16, 2013 vs. Boston; **HR:** 1, many times; **WINNING STREAK:** 5 games, July 17, 2013-April 2, 2014; **LOSING STREAK:** 6, May 10 - August 1, 2017; **SAVE STREAK:** 22, August 21, 2016 - May 23, 2017; **SCORELESS IP STREAK:** 19 games/19.0IP, May 24-July 10, 2015; **LAST WIN:** September 14, 2017 vs. KC; **LAST SAVE:** September 24, 2017 @ SEA.



Greg Allen

53

Age: 25, born March 15, 1993 in San Diego, CA

Resides: Chula Vista, CA

Position: Outfielder

Bats: S

Throws: R

Height: 6-0

Weight: 185

ML Service: 0 + 031

Contract Status (options remaining): Signed thru 2018 (3)

Acquired: Selected by Cleveland in the 6th round (188th overall pick) of the 2014 First-Year Player Draft.

YEAR	CLUB	AVG	G	AB	R	H	2B	3B	HR	RBI	SH	SF	HB	BB	SO	SB	CS	SLG	OBP	OPS	E
2014	Mahoning Valley	.244	57	225	46	55	8	2	0	19	1	2	15	27	26	*30	5	.298	.361	.658	4
2015	Lake County	.273	123	479	*83	131	27	2	7	45	10	2	20	53	57	43	16	.382	.368	.750	1
	Lynchburg	.154	3	13	2	2	1	0	0	0	0	0	1	2	3	3	0	.231	.313	.543	0
2016	Lynchburg	.298	92	346	*93	103	16	4	4	31	7	2	19	58	51	38	7	.402	*424	.825	2
	Akron	.290	37	145	26	42	7	3	3	13	1	1	8	19	27	7	6	.441	.399	.840	0
2017	Akron	.264	71	258	37	68	16	1	2	24	4	6	13	22	55	21	2	.357	.344	.701	2
	AZL Indians	.333	5	15	3	5	0	0	0	2	0	1	1	0	1	3	0	.333	.353	.686	0
	CLEVELAND	.229	25	35	7	8	1	0	1	6	0	1	1	2	8	1	0	.343	.282	.625	0
Minor Lge. Totals		.274	388	1481	290	406	75	12	16	134	23	14	77	181	220	145	36	.373	.379	.752	9
CLEVELAND TOTALS		.229	25	35	7	8	1	0	1	6	0	1	1	2	8	1	0	.343	.282	.625	0
American League		.229	25	35	7	8	1	0	1	6	0	1	1	2	8	1	0	.343	.282	.625	0
National League		-	-	-	-	-	-	-	-	-	-	-	-	-	-	-	-	-	-	-	-
M.L. TOTALS		.229	25	35	7	8	1	0	1	6	0	1	1	2	8	1	0	.343	.282	.625	0

CAREER TRANSACTION

2014 Selected by the Cleveland Indians in the 6th round (188th overall) of the June draft. Signed, 6/12.

FIELDING BY POSITION

2017								CAREER							
PCT	G	PO	A	E	TC	DP		PCT	G	PO	A	E	TC	DP	
1.000	25	26	0	0	26	0	Outfield	1.000	25	26	0	0	26	0	

POSTSEASON RECORD

YEAR	CLUB	AVG	G	AB	R	H	2B	3B	HR	RBI	SH	SF	HBP	BB	SO	SB	CS	E
2017	CLE (ALDS vNYY)	---	2	0	0	0	0	0	0	0	0	0	0	0	0	0	0	0

2017 Season Highlights

- ◆ Spent most of the season at AA Akron before spending the last month of the regular season in Cleveland after a September 1 promotion...Spent the season at AA Akron, batting .264 (68/258) with 16 doubles, 1 triple, 2 home runs and 24 RBI in 71 games... He has also stolen 21 bases in 23 attempts for the RubberDucks (T5th in the Eastern League at the time of his call-up)...He missed two months, May 8-July 13, due to a broken hamate bone in his right hand (surgery) and spent 5 games rehabbing in the Arizona Rookie League in early July.
- ◆ At Akron he batted .356 (26/73) off LHP and hit .298 (34/114) in August with 9 2B, 1 HR, 12 RBI, 17 runs and 9 steals in 28 games over his final month with Akron...The Chula Vista, CA native was Cleveland's sixth round pick (188th overall) in the 2014 First-Year Player Draft and led all of Minor League Baseball with 119 runs scored in 2016 between A Lynchburg and Akron (45 steals were T5th in MiLB)...Entered the season as the ninth-rated prospect in the Indians system according to **MLB.com**...Named an **MiLB.com** organization All-Star (OF).
- ◆ Made his Major League debut on Sept. 1 at Detroit (night game) and collected his first hit the following day against the Tigers...Hit his first career home run on Sept. 7 at Chicago-AL off Jace Fry, a 2-run shot...Overall during his September stint he appeared in 21 games in center field (5 starts) and 5 games in left field...Number was called late in games after the season-ending injury to Bradley Zimmer on Sept. 10, stealing his first career base on Sept. 19 at LA Angels and making fantastic game-ending catch...Appeared in 1 game in CF and 1 game as PR in the ALDS.

2018 PUBLICATION CLUB
PROSPECT RANKINGS
Baseball America 8th
MLB.com 7th

Pro Career

- ◆ **2016** Hit a combined .295 (145-491) with 23 doubles, 7 triples, 7 home runs, 44 RBI and 119 runs scored between A Lynchburg and AA Akron...Led all Minor League players in runs scored (13 more than the runner-up) and was tied for fifth with a combined 45 steals in 58 attempts...Also walked 77 times, which was tied with Bradley Zimmer for the most in the organization that season...His .416 combined on-base pct. led all Indians farmhands and his .830 OPS was 4th-best in the system...Started the season at A Lynchburg where he was a Midseason and Postseason All-Star selection...Was also named an organizational All-Star by **MiLB.com** and was a Minor League gold glove recipient...Led the Carolina League in runs (93) and on-base pct and was second in steals and 8th in walks despite being promoted to AA Akron on 7/25...Spent the remainder of the season in Akron, helping them to the Eastern League title...After the season played for Mesa in the Arizona Fall League, hitting .269 (21/78) with 3 2B, 3 HR, 8 RBI and 12 runs in 22 games (.829OPS)...Named to the Top Prospects Team selected by Fall League managers and coaches...Rated by **Baseball America** as the best defensive outfielder in the Indians organization.
- ◆ **2015** Led the Indians Player Development System with 46 stolen bases...With Lake County, his 83 runs scored were the most by any player in the Midwest League, 3rd-most in the Indians Player Development System, and his 43 stolen bases ranked second in the minors...5th-most hits among all Indians minor leaguers (133), posted Lake County's highest on-base percentage (.368) and led the club in hits (131) and doubles (27)...Spent the last week of the season in Lynchburg...Named Best Defensive Outfielder in the Indians organization by **Baseball America** entering the 2016 season.
- ◆ **2014** Was named New York-Penn League Midseason All-Star... Led league w/ 30 stolen bases and was 3rd in the NYPL in runs... Considered the Fastest Baserunner and Best Outfield Arm in the Indians system by **Baseball America**.

ALLEN'S FAVORITES

Favorite Movie: Remember the Titans

Favorite Group/Artist: John Legend

Favorite Athlete Growing Up: Tony Gwynn

Favorite Team Growing Up: Philadelphia Eagles

Person Who Has Most Influenced You: My parents, Kim & Charles Allen

Favorite Thing Away From Baseball: Family

Favorite School Subject: Math/Chemistry


Favorite TV Show: Bones

Personal/Miscellaneous

Full name **GREG LOMACK ALLEN**...Single... Won four varsity letters as a baseball player at Hilltop High School in Chula Vista, CA, graduating in 2011...Named Mesa League Player of the Year as a senior after hitting .470 with eight doubles and three home runs...Member of the San Diego Union-Tribune all-academic baseball team his final two seasons...Played 3 seasons at San Diego State University... As a junior hit .305 w/8 2B, 52 runs in 61 games and led the Mountain West Conference with 25 steals (also stole 25 bags as a sophomore)...2014 Preseason second team All-America honoree by **Baseball America**...Named San Diego State's 2013-14 Male Student-Athlete of the Year and was a member of the 2014 Capital One Academic All-District 8 team...Also a two-time recipient of the Arthur Ashe Jr. Sports Scholar award...Member of the Orleans Firebirds of the Cape Cod League during summer 2013...Cousin, DeWayne Patmon, played collegiate football at Michigan and for the New York Giants of the NFL. Majored in business at San Diego State...Favorite player growing up was Tony Gwynn...2018 Tribe Fest participant.

ALLEN'S CAREER GAME HIGHS

HITS: 1, several times; **RUNS:** 1, several times; **DOUBLES:** 1, September 5 @CWS; **HR:** 1, September 7 @CWS; **RBI:** 2, two times, last September 7 @CWS; **BB:**1, two times, last September 14 vs. KC; **SB:** 1, September 19 @LAA; **HITTING STREAK:** 3 games, September 2-5, 2017; **GRAND SLAMS:** n/a; **PINCH-HIT/GAME-ENDING HR:** n/a; **EJECTIONS:** 0.



Abraham Almonte

35

Age: 28, born June 27, 1989 in Santo Domingo, DR

Resides: Santo Domingo, DR

Position: Outfielder

Bats: S

Throws: R

Height: 5-9

Weight: 210

ML Service: 3 + 052

Contract Status (options remaining): Signed thru 2018 (1)

Acquired: July 31, 2015; Acquired from the San Diego Padres for LHP Marc Rzepczynski.

YEAR	CLUB	AVG	G	AB	R	H	2B	3B	HR	RBI	SH	SF	HB	BB	SO	SB	CS	SLG	OBP	OPS	E
2006	DSL Yankees	.254	63	209	51	53	11	3	8	26	1	0	0	55	45	36	14	.450	.409	.859	13
2007	GCL Yankees	.288	49	160	29	46	4	3	3	16	2	1	1	21	34	8	9	.406	.372	.778	3
2008	Charleston SC	.228	115	443	61	101	20	7	8	46	3	1	1	47	101	29	10	.359	.303	.662	7
2009	Charleston SC	.280	115	440	63	123	14	10	5	56	4	3	2	35	81	36	5	.391	.333	.724	6
2010	Tampa	.263	15	57	9	15	3	1	0	3	0	0	0	6	16	5	3	.351	.333	.684	1
2011	Tampa	.268	131	537	92	144	27	11	4	52	3	4	2	52	100	30	11	.382	.333	.715	6
2012	Trenton	.276	78	319	47	88	17	4	4	25	2	1	0	37	59	30	5	.392	.350	.742	6
	GCL Yankees	.222	7	18	2	4	2	0	0	0	0	0	0	2	4	2	0	.333	.300	.633	0
2013	Jackson	.255	29	102	18	26	6	1	4	18	0	0	0	18	28	6	1	.451	.367	.818	1
	Tacoma	.314	94	338	63	106	17	5	11	50	6	1	2	49	66	20	7	.491	.403	.894	4
	Seattle	.264	25	72	10	19	4	0	2	9	2	2	0	6	21	1	0	.403	.313	.715	4
2014	Seattle	.198	27	106	10	21	5	1	1	8	0	0	1	6	40	3	1	.292	.248	.540	3
	Tacoma	.267	72	277	42	74	10	3	6	31	6	1	0	28	66	7	4	.390	.333	.723	5
	San Diego	.265	32	98	9	26	5	0	2	7	2	1	0	6	20	1	2	.378	.305	.682	4
2015	El Paso	.275	61	244	43	67	18	2	4	35	5	0	0	33	46	11	4	.414	.361	.775	5
	San Diego	.204	31	54	6	11	3	0	0	4	3	0	0	5	19	1	1	.259	.271	.530	0
	Columbus	.250	2	8	2	2	0	1	0	0	0	0	0	1	2	0	0	.500	.333	.833	0
	CLEVELAND	.264	51	178	30	47	9	5	5	20	0	2	0	16	33	6	0	.455	.321	.776	0
2016	Columbus	.444	7	27	6	12	2	1	1	4	0	0	0	1	5	4	2	.704	.545	1.249	1
	CLEVELAND	.264	67	182	24	48	20	1	1	22	0	3	1	8	42	8	0	.401	.294	.695	2
2017	CLEVELAND	.233	69	172	26	40	8	3	3	14	1	1	1	20	46	2	1	.366	.314	.681	1
	Columbus	.260	23	77	11	20	6	1	2	6	0	0	0	15	13	3	1	.442	.380	.822	2
	Minor Lge. Totals	.271	861	3256	539	881	157	53	60	368	32	12	9	404	665	225	74	.407	.352	.758	57
	CLEVELAND TOTALS	.254	187	532	80	135	37	9	9	56	1	6	2	44	121	16	1	.408	.310	.718	3
	American League	.246	239	710	100	175	46	10	12	73	3	8	3	56	182	20	2	.390	.301	.691	12
	National League	.243	63	152	15	37	8	0	2	11	5	1	0	11	39	2	3	.336	.293	.628	4
	M.L. TOTALS	.246	302	862	115	212	54	10	14	84	8	9	3	67	221	22	5	.381	.300	.680	14

CAREER TRANSACTIONS

- 2005 Signed by the New York Yankees as an amateur free agent, 7/2.
- 2013 Traded by the New York Yankees to the Seattle Mariners for Shawn Kelley, 2/13.
- 2014 Traded by the Seattle Mariners with Stephen Kohlscheen to the San Diego Padres for Chris Denorfia, 7/31.
- 2015 Traded by the San Diego Padres to the Cleveland Indians for Marc Rzepczynski, 7/31.
- 2016 Restricted List - Violation of Major League Baseball's Joint Drug Prevention and Treatment Program, 4/3-7/2.
- 2017 DL - right biceps strain, 5/16-7/4...rehab AAA Columbus, 6/8-14 and 6/22-7/4.
- 2017 DL - left hamstring strain, 8/18-31...rehab AAA Columbus, 8/28-30.

FIELDING BY POSITION

PCT	G	PO	2017				DP	Position	PCT	G	PO	CAREER			
			A	E	TC	DP						A	E	TC	DP
.986	57	70	2	1	73	0	Outfield	.970	253	438	17	14	469	3	

2017 Season Highlights

- ◆ Spent the season between Cleveland, Triple-A Columbus and two stints on the Major League disabled list, which cost him 58 games...Was on the D.L. from May 16-July 4 with a severe strain of the biceps tendon in his right shoulder, suffered on a swing the night before vs. Tampa Bay...Was also on the D.L. from August 18-31 (left hamstring)...Rehabbed in AAA Columbus around both trips on the D.L. and was also on optional assignment in AAA from July 27-August 4.

- ◆ On the year he made 28 starts in right field (32 games), 8 starts in center field, 10 starts in left field (19 games) and 2 starts at DH...Best month of the season was April, hitting .298 (17-57) with 11 runs, 3 2B, 1 3B, 1 HR & 6 RBI in 21 games (.420/.439/.859)...Hit a combined .200 (23/115) the rest of the season...For the year hit .100 (9/90) with two strikes...Batted .286 (8-28) in September after his activation from the D.L. (15 games, 5 runs, 2 2B, 4 RBI).

Pro Career

- ◆ 2016 Provided a second half spark for contending club despite being ineligible for Postseason play due to an earlier suspension for violating MLB's Joint Drug Prevention and Treatment Program...Was suspended the first 80-games of the season after testing positive for Boldenone (suspension was handed down on 2/26)...Worked out in Goodyear during spring training and extended spring training before beginning a 10-day rehab assignment with Triple-A Columbus on 6/22...Was placed on the active Major League roster on 7/3 and spent the remainder of the season on the active roster for the Indians...Started off slowing with Cleveland, going 5-for-29 over his first 14 games with the club...From 7/29 thru the end of the season he hit .281 (43/153) with 21 RS, 15 2B, 1 3B, 1 HR & 22 RBI in 53 games...Was tied for 13th in the American League in the second half with 18 doubles...Made one start after 9/20.
- ◆ 2015 Trade deadline acquisition provided an immediate spark and played a solid center field for Cleveland over the last two months of the season...Was acquired from the San Diego Padres on 7/31 for LHP Marc Rzepczynski, just minutes before the 4PM ET trade deadline and was optioned to AAA Columbus, where he appeared in 2 games before being recalled on 8/8...In his Indians debut on 8/8 vs. Minnesota went 4-for-5 with 3 runs, 2 doubles, a home run and 2 RBI, setting new single-game career-bests in hits, runs, doubles and extra base hits....Marked the first time an Indian (since at least 1914) recorded 4 hits and 3 extra base hits in a club debut...One of only two Indians (Brandon Moss) to collect 3 extra base hits in a game in 2015...Also homered the next day vs. Minnesota and hit safely in his first six games with the club and collected an extra base hit in four of those contests...Hit his first career grand slam (single-game career-high 4 RBI) on 8/30 vs. the LA Angels (off Jered Weaver)...Appeared in 20 games for Este in the DWL after the season.
- ◆ 2014 Spent season between Seattle and San Diego after being acquired by the Padres at the trade deadline...Made his first career Opening Day roster with Seattle, starting on Opening Day batting leadoff in center field...Left his start on 9/6 at Colorado with a left high ankle sprain and returned to action on 9/14 before aggravating the ankle again on 9/20, sitting out the remainder of the season.
- ◆ 2013 Made his Major League debut for the Mariners in August, splitting the season between Double-A Jackson, Triple-A Tacoma and the Big League club...Reached base safely in 18 consecutive games with at least one at-bat to begin his career...Named the Mariners Minor League Heart and Soul Award winner for his exemplary play and leadership and was an org. All-Star according to **MiLB.com**...Acquired by the Mariners prior to the start of the season on 2/13 in exchange for RHP Shawn Kelley.
- ◆ 2012 Spent the majority of the season with Double-A Trenton in the Yankees organization...Named an Eastern League Midseason All-Star...Ranked fifth in the EL with 30 stolen bases in 35 attempts.
- ◆ 2010 Played in just 15 games with Single-A Tampa before undergoing surgery for a right labrum tear.

ALMONTE'S FAVORITES

- Favorite Movie: Perico Ripiadio
- Favorite Group/Artist: Barak
- Favorite Athlete Growing Up: Muhammad Ali/Sammy Sosa
- Favorite Team Growing Up: Lacey
- Person Who Has Most Influenced You: Mom (Felicita)
- Favorite Road City: Baltimore
- Favorite Stadium: Progressive Field
- Favorite TV Show: Raymond y Miguel

Personal/Miscellaneous

Full name **ABRAHAM ALMONTE**...Wife, Virginia...One daughter, Hidekel, and one son, Ezequias...Enjoys hunting and fishing, his favorite players growing up were Sammy Sosa and Manny Ramirez...2016-17 Tribe Fest participant.

ALMONTE'S CAREER GAME HIGHS

HITS: 4, two times, last August 8, 2015 vs. Minnesota; **RUNS:** 3, August 8, 2015 vs. Minnesota; **DOUBLES:** 2, five times; **HR:** 1, 14 times, last July 21, 2017 vs. TOR; **RBI:** 4, two times, last August 26, 2016 at Texas; **BB:** 3, May 12, 2015 at Seattle (w/SD); **SB:** 2, August 26, 2015 vs. Milwaukee; **HITTING STREAK:** 7 games, two times, last August 26 - September 2, 2016; **GRAND SLAMS:** 1, August 30, 2015 vs. LA Angels (Weaver); **PINCH-HIT/GAME-ENDING HR:** n/a; **EJECTIONS:** 0.



Yonder Alonso

17

Age: 30, born April 8, 1987 in La Habana, Cuba

Resides: Miami, FL

Position: First Base

Bats: L

Throws: R

Height: 6-1

Weight: 230

ML Service: 6 + 116

Contract Status: Signed thru 2019 with a 2020 club/vesting option

Acquired: December 23, 2017; Signed by Cleveland as a Major League Free Agent.

YEAR	CLUB	AVG	G	AB	R	H	2B	3B	HR	RBI	SH	SF	HB	BB	SO	SB	CS	SLG	OBP	OPS	E
2008	Sarasota	.316	6	19	1	6	1	0	0	2	0	1	0	5	5	0	0	.368	.440	.808	0
2009	Sarasota	.303	49	175	21	53	13	0	7	38	0	2	0	24	30	0	1	.497	.383	.880	5
	Carolina	.295	29	105	12	31	11	0	2	14	0	2	0	14	15	1	0	.457	.372	.829	3
	GCL Reds	.133	6	15	0	2	0	0	0	0	0	0	0	3	1	0	0	.133	.278	.411	0
2010	Carolina	.267	31	101	19	27	5	0	3	13	0	0	1	19	16	4	2	.406	.388	.794	2
	Louisville	.296	101	406	50	120	31	2	12	56	0	1	1	37	76	9	1	.470	.355	.825	2
	Cincinnati	.207	22	29	2	6	2	0	0	3	0	0	0	0	10	0	0	.276	.207	.483	2
2011	Louisville	.296	91	358	46	106	24	4	12	56	0	4	1	46	60	6	5	.486	.374	.860	2
	Cincinnati	.330	47	88	9	29	4	0	5	15	0	0	0	10	21	0	0	.545	.398	.943	1
2012	San Diego	.273	155	549	47	150	39	0	9	62	1	4	3	62	101	3	0	.393	.348	.741	12
2013	San Diego	.281	97	334	34	94	11	0	6	45	0	7	2	32	47	6	0	.368	.341	.710	3
	Tucson	.571	4	14	1	8	0	0	0	2	0	0	0	0	0	0	1	.571	.571	1.143	0
2014	San Diego	.240	84	267	27	64	19	1	7	27	0	3	1	17	36	6	1	.397	.285	.682	2
	AZL Padres	.375	2	8	1	3	0	0	1	4	0	0	0	0	1	0	0	.750	.375	1.125	0
	El Paso	.235	5	17	0	4	0	0	0	1	0	0	0	0	2	0	0	.235	.235	.471	1
2015	San Diego	.282	103	354	50	100	18	1	5	31	0	3	3	42	48	2	5	.381	.361	.742	3
	Lake Elsinore	.167	2	6	1	1	0	0	0	0	0	0	0	3	0	0	0	.167	.444	.611	0
	El Paso	.231	4	13	3	3	1	0	0	2	0	0	0	4	3	0	0	.308	.412	.719	0
2016	Oakland	.253	156	482	52	122	34	0	7	56	0	4	1	45	74	3	1	.367	.316	.683	5
2017	Combined Totals	.266	142	451	72	120	22	0	28	67	0	0	2	68	118	2	0	.501	.365	.866	10
	Oakland	.266	100	319	52	85	17	0	22	49	0	0	2	50	88	1	0	.527	.369	.896	6
	Seattle	.265	42	132	20	35	5	0	6	18	0	0	0	18	30	1	0	.439	.353	.793	4
	Minor Lge. Totals	.279	491	1918	299	536	124	14	65	338	3	22	33	174	348	17	4	.460	.346	.806	79
	CLEVELAND TOTALS	--	--	--	--	--	--	--	--	--	--	--	--	--	--	--	--	--	--	--	--
	American League	.259	298	933	124	242	56	0	35	123	0	4	3	113	192	5	1	.432	.340	.772	15
	National League	.273	508	1621	169	443	93	2	32	183	1	17	9	163	263	17	6	.392	.340	.732	23
	M.L. TOTALS	.268	806	2554	293	685	149	2	67	306	1	21	12	276	455	22	7	.407	.340	.747	38

CAREER TRANSACTIONS

- 2005 Selected by the Minnesota Twins in the 16th round of the 2005 amateur draft, but did not sign.
- 2008 Selected by the Cincinnati Reds in the 1st round (7th pick) of the June draft. Signed 8/15.
- 2011 Traded by the Cincinnati Reds with Brad Boxberger, Yasmani Grandal and Edinson Volquez to the San Diego Padres for Mat Latos, 12/17.
- 2013 DL - right hand contusion, 6/1-7/11...rehab assignment AAA Tucson, 7/8-11.
- 2014 DL - right wrist sprain, 6/17-7/25...rehab AZL Padres, 7/18-20...rehab AAA El Paso, 7/21-25.
- 2014 DL - right forearm strain, 8/13-remainder of season.
- 2015 DL - right shoulder contusion, 5/8-6/1...rehab A Lake Elsinore, 5/27-28.
- 2015 DL - lower back injury, 9/14-remainder of season.
- 2015 Traded by the San Diego Padres with Marc Rzepczynski to the Oakland Athletics for Jabari Blash, Drew Pomeranz and Jose Torres, 12/2.
- 2017 Traded by the Oakland Athletics to the Seattle Mariners for Boog Powell, 8/6. Granted Free Agency, 11/2.
- 2017 Signed by Cleveland as a Free Agent, 12/23.

ALL-STAR GAME RECORD

YEAR	CLUB	AVG	G	AB	R	H	2B	3B	HR	RBI	SH	SF	HBP	BB	SO	SB	CS	E
2017	Oakland (at Miami)	1.000	1	2	0	2	0	0	0	0	0	0	0	0	0	0	0	0

FIELDING BY POSITION

2017								CAREER						
PCT	G	PO	A	E	TC	DP		PCT	G	PO	A	E	TC	DP
.990	135	964	63	10	1037	96	First Base	.994	709	5567	391	36	5994	484
-	-	-	-	-	-	-	Outfield	.958	17	22	1	1	24	0
-	-	-	-	-	-	-	Third Base	.933	14	2	12	1	15	0
-	-	-	-	-	-	-	Second Base	-	1	-	-	-	-	-
.990	135	964	63	10	1037	96	Totals	.994	741	5591	404	38	6033	484

2017 Season Highlights

- ◆ Had a career season in 2017, earning his first A.L. All-Star bid while hitting a career-high 28 home runs after entering the season with 39 career homers over his first five campaigns...Also recorded career-bests in runs, walks, RBI and all the ratio stats (OBP/SLG/OPS)...Hit 7 homers in 532 plate appearances in 2016 with Oakland that shot up to 28 in 521 plate appearances between Oakland and Seattle in 2017...Finished 12th in the American League in on-base pct. (.365) and 17th in OPS (.866)...Traded by Oakland on August 6 to the Mariners for OF Boog Powell...At the time of the trade ranked 10th in the A.L. in OPS (.896)...All three of his career two-homer games came with OAK in 2017.
- ◆ Has 22 home runs with Oakland were the most by an A's first baseman since Jason Giambi hit 32 in 2001 as a first baseman...17 of his 28 home runs came in spacious ballparks in Oakland and Seattle (.936 OPS in home parks; .805 in road parks)...His .500 (34/68) average on the first pitch was 3rd-best in the league...Hit a career-high 10 home runs in May, batting .303 (30/66) for the month with an A.L.-high 10 HR, 17 RBI and a 1.228 OPS...Named A.L. Player of the Week for the first time in his career for the week of May 7...Batted .282 (107/379) off RHP with 23 HR (.383/.517/.900) and .181 (13/72) off LHP with 5 HR (.263/.417/.679)... His .900 OPS ranked 11th-best among American Leaguers vs. RHP
- ◆ Belted a game-winning home run off New York's Aroldis Chapman in the 11th inning on August 25 at Yankee Stadium and is one of 2 left-handed batters to homer off of Chapman since 2012...His 25 home runs in the 4th inning or later ranked T9th-most in the Majors.

Pro Career

- ◆ 2016 Spent first full season in Oakland...Collected a then career-high 52 runs...Had the 4th-lowest slugging percentage (.367) and OPS (.683) in the American League...Ranked second among A.L. first baseman with a .9967 fielding percentage (4 errors in 1229 chances; 2nd-best fielding percentage by a first baseman in Oakland history)...Hit .282 on the road, .218 in Oakland...Ranked sixth in the A.L. with a line-drive percentage of 27.9...Hit his first career walk-off home run 4/29 against Houston, a three-run shot off Pat Neshek in the bottom of the ninth inning.
- ◆ 2015 Batted .282 with five home runs and 31 RBI in 103 games in a season shortened by two stints on the disabled list...Batting average was his best in his four seasons with San Diego, as was his .361 on-base percentage and .742 OPS...Hit .309 with a .407 on-base percentage on the road, .254 with a .309 on-base percentage at Petco Park...Made 2 starts third base...15-day D.L. on 5/8 with a bruised right shoulder...Ranked sixth in the N.L. in on-base percentage and tied for ninth in batting average at the time of the injury...Missed 23 games...Hit his second career grand slam 6/6 at Cincinnati...Doubled in his only at bat 9/1 vs. Texas...Would not play the rest of the season as he was placed on the 60-day disabled list 9/14 with a lower back stress reaction...Missed the Padres' final 30 games.
- ◆ 2014 Appeared in 84 games for the Padres, missing time due to a right wrist injury...Missed 30 games from 6/17 to 7/25 while on the 15-day D.L...Placed back on the D.L. 8/13 with a strained right forearm...Missed the final 43 games of the season.
- ◆ 2013 Hit .281 in 97 games...Tied a Padres club-record and a personal career-high with three doubles 4/27 against San Francisco (2nd career three 2B game)...Placed on the 15-day disabled list on 6/1 with a right hand contusion...Made his last start of the season 8/30 at Los Angeles-NL...Appeared in just two games as a pinch-runner in the final month of the season due to injuries with his prior right hand injury.
- ◆ 2012 Set career-highs in nearly every offensive category in his first full Major League season, including hits (150), doubles (39), home runs (9), RBI (62) and walks (62)...Led all Major League rookies in games played (155) and doubles, ranked second in walks and tied for second in hits...Set a Padres rookie-record with 39 doubles, passing the previous franchise mark held by Benito Santiago (33 in 1987)...Finished tied with Ryan Klesko (2002) for the 10th-most doubles all-time in a season by a Padre (tied for 8th in the N.L. with Buster Posey)...Set a Padres record with 10 multi-double games, the most in all of Major League Baseball...Made his first career Opening Day roster, starting at first base in the Padres first game of the season on 4/5 vs. Los Angeles...Rated No. 33 on *Baseball America's* Top-100 Prospects list and No. 1 in the Padres' organization heading into the season.

- ◆ 2011 Began the season at Triple-A Louisville, where he was an International League Midseason All-Star...also played in the **SiriusXM** All-Star Futures Game...Was promoted to the Majors 7/26 and spent the rest of the season with Cincinnati...Joined the Reds following the Jonny Gomes trade to Washington...Started 14 games in left field, one at first base and one at third base...Connected for his first big league home run 8/6 at Chicago-NL off Carlos Zambrano... Rated No. 73 on **Baseball America's** Top-100 Prospects list and No. 4 in the Reds' organization heading into 2011.
- ◆ 2010 Split the majority of his season between Double-A Carolina and Triple-A Louisville, also seeing his first action as a September call-up...Recalled 9/1 and made his big league debut that night as a pinch hitter against Milwaukee... Tallied his first big league hit 9/4 at St. Louis, a pinch-hit, ground rule double off Mike MacDougal...Started at first base for the World Team in the All-Star Futures Game in Anaheim...Entered the season ranked No. 45 on **Baseball America's** Top-100 Prospects list and No. 2 in the Reds' organization.
- ◆ 2009 Split his season between the Gulf Coast Reds, Single-A Sarasota and Double-A Carolina, combining to hit .292 in 84 games...Missed two months while on Carolina's disabled list with a broken right hamate bone...Named to the Florida State League All-Star team...Rated by **Baseball America** as No. 35 on their Top-100 Prospects list entering the season.

Personal/Miscellaneous

Full name YONDER ALONSO...Wife, Amber...One son, Troy...Was born in Cuba and moved to the United States when he was 10 with his father, Luis, mother, Damarys, and sister, Yainee...Sister is married to Orioles infielder Manny Machado...His father was a player and coach for Industriales club in Cuba...Graduated from Coral Gables (FL) High School (same HS as Mike Lowell)...While at UMiami, Alonso was a 2008 **Baseball America** First Team All-America selection while finishing his Canes career batting .347 with 52 home runs and 215 RBI...Two-time all-state selection and three-time All-Dade pick in HS...Was a 2007 **Baseball America** Second Team All-American as a sophomore at Miami...2018 Tribe Fest participant.

ALONSO'S FAVORITES

Favorite Movie: Major League/Scarface
 Favorite Group/Artist: Jay-Z
 Favorite Athlete Growing Up: Michael Jordan
 Favorite Team Growing Up: Miami Hurricanes
 Person Who Has Most Influenced You: Dad (Luis)
 Favorite Road City: San Diego
 Favorite Road Stadium: Busch Stadium
 Favorite TV Show: House of Cards

ALONSO'S CAREER GAME HIGHS

HITS: 4, four times, last June 10, 2017 at Tampa Bay (gm2); **RUNS:** 3, two times, last June 3, 2017 vs. Washington; **DOUBLES:** 3, two times, last April 27, 2013 vs. SF; **HR:** 2, three times, last July 4, 2017 vs. Chicago-AL; **RBI:** 4, four times, last June 6, 2015 at Cincinnati; **SB:** 2, July 23, 2013 at Milwaukee; **BB:** 3, four times, last July 31, 2017 vs. SF; **HITTING STREAK:** 10 games, May 18-27, 2012; **GRAND SLAMS:** 2, last June 6, 2015 at Cincinnati (Tony Cingrani); **LEAD-OFF HR:** n/a; **"WALK-OFF" HR:** 2, last July 30, 2017 vs. Minnesota (Duffey); **PINCH-HIT HR:** 1, August 28, 2011 vs. Washington (Drew Storen).



Cody Anderson

56

Age: 27, born September 14, 1990 in Quincy, CA

Resides: Sparks, NV

Position: Pitcher

Bats: R

Throws: R

Height: 6-4

Weight: 240

ML Service: 2 + 017

Contract Status (options remaining): Signed thru 2018 (1)

Acquired: Selected in the 14th round (428th overall) by Cleveland in the 2011 First-Year Player Draft.

YEAR	CLUB	W-L	ERA	G	GS	CG	SHO	SV	IP	H	R	ER	HR	HB	BB	SO	WP	BK	OPPONENTS			
																			AVG	SLG	OBP	
2011	Mahoning Valley	0-0	1.80	3	1	0	0	0	5.0	4	1	1	0	0	4	3	0	0	0	.235	.235	.381
2012	Lake County	4-7	3.20	24	23	0	0	0	98.1	92	40	35	8	1	29	72	5	2	249	.389	.303	
2013	Carolina	9-4	2.34	23	23	0	0	0	123.1	105	34	32	6	5	31	112	7	1	.236	.324	.291	
	Akron	0-0	5.68	3	3	0	0	0	12.2	16	8	8	2	0	9	10	1	0	.320	.480	.417	
2014	Akron	4-11	5.44	25	25	0	0	0	125.2	141	78	76	17	4	45	81	4	2	.285	.470	.350	
2015	Akron	3-2	1.73	10	10	0	0	0	52.0	44	12	10	2	1	9	36	2	0	.233	.302	.270	
	Columbus	1-1	2.33	3	3	0	0	0	19.1	17	6	5	0	1	5	18	2	0	.239	.282	.295	
	CLEVELAND	7-3	3.05	15	15	1	0	0	91.1	77	32	31	9	1	24	44	0	1	.231	.365	.282	
2016	CLEVELAND	2-5	6.68	19	9	0	0	0	60.2	85	45	45	13	1	13	54	5	0	.333	.569	.367	
	Columbus	0-2	3.62	13	6	0	0	1	32.1	32	15	13	4	2	10	40	2	1	.248	.380	.312	
2017	CLEVELAND	INJURED - DID NOT PITCH																				
Minor Lge. Totals		21-27	3.46	104	94	0	0	1	468.2	451	194	180	39	14	142	372	23	6	.256	.382	.315	
CLEVELAND TOTALS		9-8	4.50	34	24	1	0	0	152.0	162	77	76	22	2	37	98	5	1	.275	.453	.318	
American League		9-8	4.50	34	24	1	0	0	152.0	162	77	76	22	2	37	98	5	1	.275	.453	.318	
National League		--	--	--	--	--	--	--	--	--	--	--	--	--	--	--	--	--	--	--	--	
M.L. TOTALS		9-8	4.50	34	24	1	0	0	152.0	162	77	76	22	2	37	98	5	1	.275	.453	.318	

CAREER TRANSACTIONS

- 2010 Selected by the Tampa Bay Rays in the 17th round of the June Draft (did not sign).
- 2011 Selected by the Cleveland Indians in the 14th round of the June Draft. Signed 8/7.
- 2015 DL - strained left oblique, 8/8-25.
- 2017 DL - right elbow surgery, 4/2-remainder of season.

FIELDING BY POSITION

PCT	G	PO	2017					DP	PCT	G	PO	CAREER					DP
			A	E	TC	A	E					TC					
-	-	-	-	-	-	-	-	Pitcher	.969	34	12	19	1	32	3		

PITCHERS HITTING

AVG	AB	2017			RBI	AVG	AB	CAREER		
		H	HR	RBI				H	HR	RBI
-	-	-	-	-	.000	3	0	-	-	

2017 Season Highlights

- ◆ Came to camp as a candidate for the Major League roster and immediately experienced right elbow soreness and was shut down for the remainder of camp...Was diagnosed with ligament damage in the elbow and underwent reconstructive surgery in Arlington, Texas on March 27...The surgery to repair and reconstruct the UCL in the elbow was performed by Dr. Keith Meister with an expected return to baseball activity in 12-18 months...Rehabbed the entire season in Goodyear, Arizona.

Pro Career

- ◆ **2016** Split the season between Cleveland and Columbus after winning a spot in the starting rotation coming out of spring training...Spent seven stints with Cleveland, the first of which came 4/3-26, going 0-1 with a 7.65 ERA over his first 4 April starts (20.0IP, 34H, 17ER, 4BB, 14SO, 6HR)...Picked up lone starter win as the "26th man" in game 2 of a doubleheader at Chicago-AL on 5/23 (7.0IP, 5H, 1R/ER, 0BB, career-high 9 strikeouts)...Pitched mostly in relief in the second half of the season for Cleveland, posting a season relief ERA of 4.34 in 10 games...Was on the Minor League D.L. from 6/13-7/4 with right elbow tightness...Was on the ALDS and ALCS roster, but did not pitch in the Postseason...Had arthroscopic surgery on his right elbow on Nov. 9 to address recurrent posterior discomfort...Cody was diagnosed with impingement in the back of the elbow joint...Surgery was performed by Texas Rangers team physician Dr. Keith Meister.

◆ **2015** Began the season at AA Akron...Was promoted to AAA Columbus on 6/5 and made three starts for the Clippers, posting a 2.33 ERA (5ER/19.1IP)...Anderson was promoted by the Indians and made his Major League debut on 6/21, tossing 7.2 scoreless IP against Tampa Bay (6H, 1BB, 4SO)... According to *Elias*, Anderson became just the 7th pitcher in Cleveland franchise history to log more than 7.0 scoreless innings in a Major League debut of 6/21 vs. Tampa Bay...His 13.2 scoreless innings streak to begin his career was snapped by a Grady Sizemore HR in the 7th inning on June 29... Anderson became just the third Indians pitcher in the Expansion Era (since 1961) to allow one-or-zero runs over 7.0+ innings in each of his first two MLB starts, joining Luis Tiant in 1964 and Dennis Eckersley in 1975 (*Elias*)...In his first four career starts, Anderson went 2-1 with a 0.89 ERA (3ER/30.1IP) and limited opponents to a .165 clip (17/103), but posted a 10.19 ERA and an 0-2 record over his next four outings and was placed on the 15-day D.L. (L Oblique Strain) on 8/8...Anderson was activated from the D.L. on 8/26 and over his final seven starts of the season, he went 5-0 and boasted a 1.66 ERA (8ER/43.1IP), lowering his ERA to an MLB rookie-low 3.05...Went 5-0 with a 1.38 ERA in six September starts (39.0IP, 29H, 6ER), joining Corey Kluber (Sept. 2014) as the only two Indians pitchers to win A.L. Pitcher of the Month awards over those two seasons...Among qualified A.L. starters for the month, finished first in wins and ERA, and third in innings pitched and became the first Major League rookie to win five games in the month of September since Anibal Sanchez went 5-1 for the Florida Marlins in 2006 (first A.L. rookie to do so since Barry Zito went 5-1 for the Oakland A's in 2000)...Finished his rookie season with six consecutive quality starts... The right-hander logged a career-high 8.0 innings in consecutive starts on 6/29 and 7/4, tossing his first complete game at Pittsburgh in the latter outing (8.0IP, 6H, 1R/ER, 0BB, 4SO)...Marked the first complete game thrown by an Indians rookie since 10/2/10 at Chicago-AL when Carlos Carrasco took a 6-2 loss to the White Sox in a rain-shortened 6.0-inning affair...First complete game of at least 8.0 innings by a Tribe rookie since Sept. 2010 (Tomlin)...Anderson was the first pitcher in the Majors to log 7.2+ innings in each of his first 3 career starts since Pittsburgh's Tim Wakefield (4 straight) in 1992 - first in the A.L. since 1988 when 7 different pitchers accomplished the feat...Is the first Indians pitcher dating back to at least 1914 to log 7.0+ innings while allowing one-or-zero runs in each of his first 3 career starts - first in A.L. and Majors to do so since Oakland's Rich Harden pulled the trick in 3 straight after making his MLB debut in July of 2003... Underwent an emergency appendectomy on 12/15 in Glendale, Arizona after an acute onset of lower abdominal pain.

2015 MLB ERA LEADERS SEPTEMBER (min 25IP)	
1. Jake Arrieta (CHI)	0.45
2. Cody Anderson (CLE)	1.38
3. Stephen Strasburg (WSH)	1.48
4. Jose Quintana (CWS)	1.50
5. Marcus Stroman (TOR)	1.67

◆ **2014** Spent season in AA Akron... Entered 2014 season ranked as the 5th-best prospect in the entire Indians organization by *Baseball America*... Added to the 40-man roster on 11/20...Named 10th-best prospect in the Indians system entering 2015 (*Baseball America*).

◆ **2013** Was named the 2013 Cleveland Indians Minor League Pitcher of the Year after going a combined 9-4 with a 2.65 ERA in 26 starts between Carolina and Akron (40ER/136.0IP)...His 10.29 base runners per 9.0IP was 2nd-lowest in Carolina League...Named to both the Midseason and Postseason CL All-Star teams before being tabbed the Carolina League Pitcher of the Year at year's end...Cody was also named the 2013 winner of the Matt Minker Community Service Award, an award that is presented to a Carolina League player who best serves his club's community during each regular season...Was an *MILB.COM* Organizational All-Star selection.

ANDERSON'S FAVORITES
Favorite Movie: Tombstone
Favorite Group/Artist: Johnny Cash
Favorite Athlete Growing Up: Jerry Rice
Favorite Team Growing Up: SF 49ers
Person Who Has Most Influenced You: grand-father (Danny Leonhardt)
Favorite Road City: Pittsburgh
Favorite Road Stadium: PNC Park
Favorite TV Show: Longmire

Personal/Miscellaneous

Full name **CODY ANDREW ANDERSON**... Wife, Jamie... Graduated from Quincy (CA) High School in 2009 and played two years of baseball at Feather River College (Quincy, CA), spending most of his time in the bullpen (2.21ERA, 25 games)... Was signed to attend TCU as a junior before signing with Cleveland (Midseason All-Star selection at A Lake County in 2012)...2016 Tribe Fest participant.

ANDERSON'S CAREER GAME HIGHS
K's (starter): 9, May 23, 2016 at Chicago-AL (G2); K's (relief): 4, 2x, last Sept. 5, 2016 vs. Houston; BB's (starter): 5, Sept. 18, 2015 vs. Chicago-AL; BB's (relief): 2, Sept. 5, 2016 vs. Houston; LONGEST START: 8.0IP, two times, last July 4, 2015 at Pittsburgh; LONGEST RELIEF: 3.1IP, May 11, 2016 at Houston; WINNING STREAK: 5 games, Sept. 6-30, 2015; LOSING STREAK: 3 games, April 15-May 11, 2016; HR: 3, April 15, 2016 vs. NY Mets; SHORTEST START: 2.0IP, Sept. 24, 2016 vs. Chicago-AL (spot); CG: July 4, 2015 at Pittsburgh; CG SHO: N/A; CAREER 10+ STRIKEOUT GAMES: n/a; LAST WIN: July 29, 2016 vs. Oakland.



Brandon Barnes

13

Age: 31, born May 15, 1986 in Anaheim, CA

Resides: Anaheim, CA

Position: Outfielder

Bats: R

Throws: R

Height: 6-2

Weight: 210

ML Service: 3 + 097

Contract Status (options remaining): Signed thru 2018 (0)

Acquired: November 30, 2017; Signed by Cleveland to a Minor League free agent contract.

YEAR	CLUB	AVG	G	AB	R	H	2B	3B	HR	RBI	SH	SF	HB	BB	SO	SB	CS	SLG	OBP	OPS	E	
2005	Greeneville	.200	39	145	21	29	5	2	2	13	0	1	5	10	36	3	2	.303	.273	.577	1	
2006	Greeneville	.220	52	173	19	38	11	1	2	14	0	0	2	16	47	5	3	.329	.293	.623	2	
2007	Tri-City	.251	63	231	34	58	16	1	10	41	0	3	0	31	71	5	3	.459	.336	.795	1	
2008	Lexington	.241	87	311	27	75	19	1	2	19	3	2	2	18	96	7	3	.328	.285	.613	5	
2009	Lexington	.264	57	197	23	52	11	3	5	25	2	2	4	10	52	3	6	.426	.310	.736	2	
	Lancaster	.293	68	266	51	78	19	3	12	52	3	2	5	15	74	1	2	.523	.340	.863	3	
	Corpus Christi	.095	7	21	2	2	0	0	1	1	0	0	0	3	7	0	0	.238	.208	.446	0	
2010	Lancaster	.269	126	491	81	132	31	5	27	80	4	1	5	37	122	14	3	.517	.326	.843	8	
	Round Rock	.286	6	21	2	6	1	0	1	1	0	0	0	1	6	1	0	.476	.318	.794	1	
2011	Corpus Christi	.286	54	203	25	58	13	0	7	27	3	2	2	14	42	6	3	.453	.335	.788	2	
	Oklahoma	.197	71	229	34	45	13	5	8	27	1	1	3	29	69	5	1	.402	.294	.696	2	
2012	Corpus Christi	.317	44	164	30	52	20	0	7	31	0	2	3	14	42	7	2	.567	.377	.944	4	
	Oklahoma	.323	62	235	51	76	19	1	5	38	2	2	1	23	49	14	4	.477	.383	.860	3	
	Houston	.204	43	98	8	20	3	0	1	7	1	0	1	5	29	1	1	.265	.250	.515	0	
2013	Houston	.240	136	408	46	98	17	1	8	41	6	2	8	21	127	11	11	.346	.289	.635	3	
2014	Colorado	.257	132	292	37	75	17	4	8	27	6	0	0	15	100	5	4	.425	.293	.718	2	
2015	Colorado	.251	106	255	30	64	13	2	2	17	1	1	3	21	67	4	2	.341	.314	.655	2	
	Albuquerque	.205	33	132	19	27	6	0	5	12	0	0	1	10	34	7	3	.364	.266	.629	0	
2016	Albuquerque	.282	64	238	30	67	13	2	5	32	1	1	0	15	58	11	5	.416	.323	.739	0	
	Colorado	.220	48	100	10	22	6	2	0	8	5	0	1	3	30	1	2	.320	.250	.570	1	
2017	New Orleans	.276	109	410	55	113	22	2	11	49	1	4	5	31	114	15	6	.420	.331	.751	7	
Minor Lge. Totals		.262	942	3467	504	908	219	26	110	462	20	23	38	277	919	104	46	.435	.321	.757	41	
CLEVELAND TOTALS		--	--	--	--	--	--	--	--	--	--	--	--	--	--	--	--	--	--	--	--	--
American League		.240	136	408	46	98	17	1	8	41	6	2	8	21	127	11	11	.346	.289	.635	3	
National League		.243	329	745	85	181	39	8	11	59	13	1	5	44	226	11	9	.361	.289	.650	5	
M.L. TOTALS		.242	465	1153	131	279	56	9	19	100	19	3	13	65	353	22	20	.356	.289	.645	8	

CAREER TRANSACTIONS

- 2005 Selected by the Houston Astros in the 6th round (194th overall) of the June amateur draft. Signed 6/20.
- 2013 Traded by the Houston Astros with Jordan Lyles to the Colorado Rockies for Dexter Fowler and player to be named, 12/3.
- 2016 Released by the Colorado Rockies, 9/9.
- 2016 Signed as a Free Agent with the Miami Marlins, 12/16.
- 2017 Granted Free Agency, 11/6.
- 2017 Signed as a Free Agent with the Cleveland Indians, 11/30.

FIELDING BY POSITION

PCT	G	PO	2017				PCT	G	PO	CAREER			
			A	E	TC	DP				A	E	TC	DP
-	-	-	-	-	-	-	.989	385	688	22	8	718	9

2017 Season Highlights

- ◆ Spent the season with the Triple-A New Orleans Baby Cakes, hitting .325 (26-80) off LHP with 5 2B, 2 homers and 9 RBI for the season...Appeared in 83 games in center field, 16 games at first base, 5 games in right field and 2 games in left field during the season...Recorded 5 RBI on June 10 at Omaha...Was a non-roster invitee to Major League camp with the Marlins.

Pro Career


- ◆ **2016** Shuttled between Triple-A Albuquerque and Colorado after earning spot on Rockies Opening Day roster...Recalled by Rockies on 6/17 appearing in 31 games before being designated for assignment on 7/25.
- ◆ **2015** Spent majority of year with Colorado, recording career-high .314 on-base percentage and career-high tying 21 walks...Tied career high with seven-game hitting streak from 7/10-21.
- ◆ **2014** Made Rockies' Opening Day Roster and went on to establish career highs in batting average (.257), triples (4), extra-base hits (29), slugging percentage (.425) and OPS (.718), while tying a career best with 8 HR...First two home runs of season were inside-the-park home runs (6/5 vs. Arizona and 6/14 at San Francisco)...Became only player in Rockies history with multiple inside-the-park home runs in same season...Was first MLB player to have first two home runs of season be inside-the-park home runs since Kansas City's Willie Wilson in 1983 (Wilson also did so in '79, '80 and '82).
- ◆ **2013** Led American League rookies in games played (136) and ranked tied for third in runs (46), 4th in RBI (41), tied for fourth in hits (98) and doubles (17), and tied for fifth in home runs (8)...Named by MLB Players Alumni Association as Houston's recipient of Heart and Hustle Award, which honors active players who demonstrate a passion for the game of baseball and best embody the values, spirit and tradition of the game...Recorded eighth cycle in Astros history 7/19 vs. Seattle...Was first Astros player to hit for cycle since Luke Scott on 7/28/06 and first right-handed hitting Astro to do so since Craig Biggio on 4/8/02 at Colorado (career-high with five hits).
- ◆ **2011** Made Major League debut 8/7 vs. Washington...Notched first MLB hit 8/8 vs. Washington. a single off of LHP Gio Gonzalez...Hit first Major League home run as pinch-hitter on 8/13 at Cubs off of Jeff Samardzija...Was an **MiLB.com** Astros Organizational All-Star in 2010 and 2012.
- ◆ **2007** Named Single-A Tri-City's team MVP after batting .336 with 10 home runs...Tied for second in New York-Penn League in home runs and led team in home runs and RBI (41).

Personal/Miscellaneous

Full name **BRANDON MICHAEL BARNES**...Wife, Shawn...Two daughters, Kenadie and Tatum...Graduate of Katella High School in Anaheim, CA, the same high school that produced former Indians RHP Jaret Wright & Jerry Spradlin... Considers his grandfather as one of his biggest baseball influences...He and his wife do charitable work to support the Pediatric Cancer Research Foundation (PCRF)...Drafted by Houston in 2005 out of Cypress College (Cypress, CA)... Enjoys painting and artwork when he is not playing baseball and has recently done pieces featuring Nolan Arenado, Aaron Judge and hockey's Ryan Getzlaf.

BARNES' CAREER GAME HIGHS

HITS: 5, July 19, 2013 vs. Seattle (cycle); **RUNS:** 3, two times, last June 25, 2016 vs. Arizona; **HR:** 1, 19 times, last August 26, 2015 vs. Atlanta; **DOUBLES:** 2, three times; **RBI:** 5, Sept. 3, 2013 vs. Minnesota; **BB:** 3, two times; **SB:** 2,, two times, last July 4, 2013 vs. TB; **HITTING STREAK:** 7 games, two times, last July 10-21, 2015; **GRAND SLAMS:** n/a; **LEAD-OFF HR:** n/a; **"WALK-OFF" HR:** n/a; **PINCH-HIT HR:** 3, last July 11, 2014 vs. Minnesota.



Trevor Bauer

Age: 27, born January 17, 1991 in North Hollywood, CA

Resides: Houston, TX

Position: Pitcher

Bats: R

Throws: R

Height: 6-1

Weight: 205

ML Service: 3 + 158

Contract Status (options remaining): Signed thru 2018 (0)

Acquired: December 11, 2012; Acquired by Cleveland from Arizona along with RHP Matt Albers and RHP Bryan Shaw in exchange for 1B Lars Anderson, LHP Tony Sipp (from Indians) and INF Didi Gregorius (from Reds)...The 3-team trade also sent OF Shin-Soo Choo, INF Jason Donald and cash from Cleveland to Cincinnati and OF Drew Stubbs from Cincinnati to Cleveland.

YEAR	CLUB	W-L	ERA	G	GS	CG	SHO	SV	IP	H	R	ER	HR	HB	BB	SO	WP	BK	OPPONENTS		
																			AVG	SLG	OBP
2011	Visalia	0-1	3.00	3	3	0	0	0	9.0	7	3	3	1	0	4	17	1	0	.200	.286	.282
	Mobile	1-1	7.56	4	4	0	0	0	16.2	20	14	14	2	2	8	26	5	0	.286	.443	.375
2012	Mobile	7-1	1.68	8	8	0	0	0	48.1	33	12	9	1	2	26	60	8	0	.192	.256	.305
	Reno	5-1	2.85	14	14	1	0	0	82.0	74	28	26	8	0	35	97	12	0	.241	.378	.317
2013	Arizona-NL	1-2	6.06	4	4	0	0	0	16.1	14	13	11	2	1	13	17	2	0	.230	.426	.368
	CLEVELAND	1-2	5.29	4	4	0	0	0	17.0	15	11	10	3	1	16	11	1	0	.238	.444	.395
2014	Columbus	6-7	4.15	22	22	1	0	0	121.1	119	64	56	14	13	73	106	5	1	.266	.431	.380
	CLEVELAND	4-1	2.15	7	7	1	0	0	46.0	36	11	11	5	1	14	44	1	0	.216	.335	.280
2015	CLEVELAND	5-8	4.18	26	26	0	0	0	153.0	151	76	71	16	11	60	143	6	0	.259	.401	.335
	CLEVELAND	11-12	4.55	31	30	1	0	0	176.0	152	90	89	23	5	79	170	7	1	.232	.394	.319
2016	CLEVELAND	12-8	4.26	35	28	1	0	0	190.0	179	96	90	20	9	70	168	3	0	.248	.393	.320
2017	CLEVELAND	17-9	4.19	32	31	0	0	0	176.1	181	84	82	25	5	60	196	3	1	.266	.446	.329
Minor Lge. Totals		23-12	3.31	58	58	3	0	0	323.1	289	132	119	31	18	160	350	32	1	.241	.375	.338
CLEVELAND TOTALS		46-39	4.32	128	119	2	0	0	712.1	678	357	342	87	31	285	688	20	2	.251	.409	.327
American League		46-39	4.32	128	119	2	0	0	712.1	678	357	342	87	31	285	688	20	2	.251	.409	.327
National League		1-2	6.06	4	4	0	0	0	16.1	14	13	11	2	1	13	17	2	0	.230	.426	.368
M.L. TOTALS		47-41	4.36	132	123	2	0	0	728.2	692	370	353	89	32	298	705	22	2	.250	.410	.328

CAREER TRANSACTIONS

- 2011 Selected by the Arizona Diamondbacks in the 1st round (3rd overall) of the June Draft, signed 7/25.
- 2012 Acquired by Cleveland from Arizona along with Matt Albers and Bryan Shaw in exchange for Lars Anderson, Tony Sipp (from Indians) and Didi Gregorius (from Reds)...The 3-team trade also sent Shin-Soo Choo, Jason Donald and cash from Cleveland to Cincinnati and Drew Stubbs from Cincinnati to Cleveland, 12/11.

POSTSEASON PITCHING RECORD

YEAR	CLUB	W-L	ERA	G	GS	CG	SHO	SV	IP	H	R	ER	HR	HB	BB	SO	WP	BK
2016	CLE (ALDS vBOS)	0-0	5.79	1	1	0	0	0	4.2	6	3	3	2	0	0	6	0	0
	CLE (ALCS vTOR)	0-0	0.00	1	1	0	0	0	0.2	0	0	0	0	0	2	1	0	0
	CLE (WS vCHI)	0-2	5.40	3	2	0	0	0	8.1	12	5	5	1	0	2	10	0	0
2017	CLE (ALDS vNYY)	1-1	0.00	2	2	0	0	0	8.1	6	4	0	0	0	3	11	1	0
TOTALS		1-3	3.27	7	6	0	0	0	22.0	24	12	8	3	0	7	28	1	0

FIELDING BY POSITION

PCT	G	PO	2017					PCT	G	PO	CAREER				
			A	E	TC	DP	A				E	TC	DP		
.950	32	9	10	1	20	3	Pitcher	.956	132	50	59	5	114	11	

PITCHERS HITTING

AVG	AB	2017			RBI	AVG	AB	CAREER		
		H	HR	RBI				H	HR	RBI
.000	3	0	0	0	.048	21	1	0	0	

2017 Season Highlights

- ◆ Recorded his finest season at the Major League level to date, recording career-highs in wins (17), strikeouts (196) and innings pitched (176.1) while recording his lowest full-season ERA (4.19)...Joined Corey Kluber (18) and Carlos Carrasco (18) with at least 17 wins, the first Indians pitching staff since 1956 to post three 17-game winners and the first staff in MLB since the 2003 NY Yankees...Also just the second Indians trio to record at least 190 strikeouts in the same season (2015) and the only trio in MLB history with at least 17 wins and 190 strikeouts within the same season.

◆ Was outstanding over the last two months of the season, going 10-1 with a 2.60 ERA over his final 14 games/13 starts from July 21 thru the end of the season (83.0IP, 81H, 24ER, 23BB, 91SO) to lower his ERA from 5.59 to 4.19...All this came after equaling the shortest start of his career (0.2IP, 3H, 4R/ER) in his first start of the second half, July 16 at Oakland...His 10 second half wins were tied for 2nd in the American League (Corey Kluber - 11) and his 2.42 ERA from July 27th-on was 3rd-lowest in the American League... Despite going winless in 2 of his last 3 starts, Bauer went 10-2 with a 3.01 ERA (28ER/83.2IP) in 14 starts (15 appearances) after the All-Star Break...His 3.01 ERA in the second-half ranked T5th among all A.L. starters (minimum 80.0 IP) in the second half (6-1 at home in the 2nd half, 8GS).

2017 AMERICAN LEAGUE RANKINGS

Category	Rank	#
Wins	T4th	17
WHIP	17th	1.367
Strikeouts	7th	196
Innings	18th	176.1
SO per 9.0IP	6th	10.0
HR per 9.0IP	14th	1.3
SO/BB ratio	8th	3.27
Avg. All'd	18th	.266
Doubles All'd	T13th	41
GB:FB ratio	9th	1.72
SLG% All'd	17th	.446
Home ERA	16th	3.93
Pitches/GS	4th	101.6

◆ Won a career-best 9 straight decisions, July 21-Sept. 10, a season-high by an Indians pitcher in 2017...Over the 11-start span he posted an ERA of 2.51 (64.2IP, 63H, 18ER)... Struck out six-or-more batters in 22 of his 31 starts this season, tied for the 6th-most such starts in the American League.

◆ Went 2-2 with a 6.24 ERA (16ER/23.0IP) in four April starts...Marked his highest ERA in the first month of season & tied for second-highest of any month in his career (highest is 6.75 ERA in September of 2016 (24ER/32.0IP)...Struck out a career-high 14 batters in just 7.0 innings of work on May 30 vs. Oakland, earning his fifth win of the season as he allowed three runs on seven hits in the Tribe's 9-4 victory... Equaled a season-high by an Indians pitcher in 2017 with Kluber and Carrasco.

2017 AMERICAN LEAGUE

ERA LEADERS, JULY 27-end of season

1. Justin Verlander (2tm)	1.65
2. Corey Kluber (CLE)	1.70
3. Trevor Bauer (CLE)	2.42
4. Carlos Carrasco (CLE)	2.82
5. Drew Pomeranz (BOS)	2.86
6. Luis Severino (NYY)	2.88
6. J.A. Happ	2.95
min 75.0 IP (STATS, LLC)	

◆ Prior to the 2017 All-Star Break, Bauer ranked in the A.L. Top 25 for several pitching categories including: strikeouts-per-9.0IP (10.00, 7th), strikeouts (103, T12th), K-to-BB ratio (3.03, 16th) and HR-per-9.0IP (1.36, 20th) while recording an ERA of 5.24 (54ER/92.2IP)... Went 2-2 with a 3.82 ERA (13ER/30.2IP) in six starts during the month of June, marking his lowest ERA since posting a 2.01 ERA (10ER/44.2IP) in June 2016...Finished the month of August with a record of 5-0 and a 2.31 ERA (10ER/39.0IP) in six starts (seven appearances)...His 2.31 ERA was the fourth-lowest in the A.L. in August.

2017 AMERICAN LEAGUE

WIN LEADERS, SECOND HALF

1. Corey Kluber (CLE)	11
2. Trevor Bauer (CLE)	10
Justin Verlander (2tm)	10
4. Martin Perez (TEX)	9
Luis Severino (NYY)	9
6. Carlos Carrasco (CLE)	8
Charlie Morton (HOU)	8
Drew Pomeranz (BOS)	8

◆ Batters hit .278 (75/270) off him with runners on base and .259 (35/135) with runners in scoring position...Recorded an ERA of 2.35 (8ER/30.2IP) in the first inning and did not allow a run in the first inning in any of his last 11 starts dating back to July 27th... As a starter, walked 1 of 50 left-handed batters (2.0%) over the last 30 days of the season...Allowed a BABIP of .444 as a starter when going through the lineup the third time in a game (highest in MLB)...Roberto Pérez started at catcher for all 31 of his starts.

Pro Career

◆ 2016 Finished second on the club in innings, starts and strikeouts and amassed new career-best in innings pitched...Posted record of 0-2 w/a 5.27 ERA in 5 Postseason outings (4GS)...Suffered lacerated right pinkie finger prior to game 1 of ALCS (10/14) that forced him from game 3 start (10/17) three days later...Came in relief into game 7 of World Series to record final two outs of the 10th inning...Began the season in the bullpen when Cody Anderson and Josh Tomlin were named the club's fourth & fifth starters out of spring training...Made his first six appearances in relief, going 1-0 with a 4.76 ERA (11.1IP, 13H, 6R/ER, 14SO) before moving into the rotation 4/30 after Carlos Carrasco was placed on the D.L. with a hamstring injury...Spent the remainder of the year in the rotation save one emergency, extra-inning relief outing in Toronto on 7/1...Went 3-0 with a 2.01 ERA in six June starts (10ER/44.2IP), the 2nd-lowest ERA in the league in June (min.40IP) and was tied for 5th in strikeouts (43)... Worked his second career complete game, a career-best 3-hitter, on 6/22 vs. TB (9.0IP, 3H, 1R, 1BB, 10SO)...Ranked in the A.L. Top 20 for several pitching categories during the first half including: ERA (3.30, 9th), average against (.229, 7th), HR-per-9.0IP (0.71, 3rd), hits-per-9.0IP (7.66, 8th) and WHIP (1.20, 14th)...Recorded a then career-high 13 strikeouts in 8.0 innings on 8/19 vs. Toronto...Posted a second-half ERA of 5.36 (53ER/89.0IP)... Over his five starts following his Toronto relief outing (7/7-8/3) he posted a record of 0-3 with an 8.37 ERA (22R/23.2IP).

2016 AMERICAN LEAGUE RANKINGS

Category	Rank	#
Wins	T17th	12
Innings	17th	190.0
Strikeouts	T14th	168
Walks	7th	70
Hlt Batters	T5th	9
SO per 9.0IP	16th	7.96
HR per 9.0IP	7th	0.95
Hits per 9.0IP	18th	8.48
Avg. All'd	18th	.248
Slg% All'd	12th	.393
GB/FB ratio	7th	1.91
Road ERA	17th	3.67

◆ **2015** Spent virtually the entire year in the Indians rotation, setting new single-season career-highs in starts (30) and strikeouts (170)...In 14 outings on the road, Bauer went 6-5 and posted a 3.32 ERA (30ER/81.1IP), 8th-lowest among American League hurlers...His .196 (57/291) average against was the 3rd-lowest road mark in the A.L., 5th-lowest in the Majors...The right-hander went 2-0 with a 1.80 ERA (5ER/25.0IP) across four starts in April and did not suffer his first loss of the season until May 8 against Minnesota...Led the A.L. in walks (79), was 12th in strikeouts (170) and 7th in SO per 9.0IP (8.69)...Last Indians SP to lead league in walks was Sam McDowell in 1971...In his season debut on 4/9 at Houston, Bauer tossed 6.0 hitless innings and tallied a then career-high 11 strikeouts (5BB)...Had his 9.0-inning hitless streak and 11.0-inning scoreless streak snapped on 4/15 at Chicago-AL...His 9.0-inning hitless streak was the 3rd-longest by an A.L. starter to begin a season in the last 20 years (1996-2015), trailing only 10.0-inning stretches by Boston's Hideo Nomo in 2001 and Toronto's Shaun Marcum in 2007 (*Elias*)...Was the first Indians starter since Bob Feller in 1940 to record 9.0 hitless innings to start the season, as Feller no-hit the White Sox on April 16, 1940, giving up a hit in the first inning of his next start...Faced 34 batters before allowing a hit, the most by a starter since Boston's Nomo faced 37 without allowing a hit in 2001 (*STATS*)...Worked his first career CG (9.0IP, 5H, 2R/ER, 1HR, 1BB, 6SO, 112 pitches/78 strikes), but suffered the loss in a 2-1 Indians defeat against Kansas City on 7/28...Marked the first Indian hurler to lose a complete game at home since Justin Masterson on Sept. 30, 2009 (1-0 loss to Chicago-AL)...Endured a 7-start stretch from 8/13-9/13 where he did not get out of the fourth inning four times and posted an ERA of 7.63 that relegated him to the bullpen late in the season (30.2IP, 35H, 26ER)...Made one relief appearance on 9/19 against the White Sox...His .239 avg against with men on base was 15th-lowest in the A.L. while his .232 overall average against was 11th-lowest and his .394 slugging pct/ allowed was 18th-lowest among A.L. qualifiers.

CLEVELAND INDIANS HISTORY				
ROOKIE PITCHERS, SO per 9.0IP (min 150IP)				
Pitcher (Year)	K/IP	IP	SO	ERA
1. Herb Stribling (1955)	9.70	227.1	245/2.85	
2. CC Sabathia (2001)	8.50	180.1	171/4.39	
3. Trevor Bauer (2014)	8.41	153.0	143/4.18	
4. Sonny Siebert (1964)	8.31	156.0	144/3.23	
5. Dennis Eckersley (1975)	7.33	186.2	152/2.60	
6. Allie Reynolds (1943)	6.84	198.2	151/2.99	

◆ **2014** Spent virtually the entire year in the Indians rotation, finishing 2nd on the team in innings pitched (153.0) while logging a professional career-high of 199.0IP between Columbus and Cleveland...Began the year in AAA Columbus and made his 2014 Major League debut in a doubleheader "spol" start as the 26th man on 4/9 vs. San Diego...Was also with Cleveland from 5/20-remainder of the season...Finished 4th among American League rookie pitchers in starts (26) and strikeouts (T4th, 143), 5th in innings pitched (153.0) and 11th in ERA (4.18)...At the time of his final AAA promotion on 5/20, ranked 6th in ERA, 11th in strikeouts and 9th in WHIP...Pitched into the 5th inning in 25 of 26 CLE starts...After logging back-to-back scoreless starts for the first time in his career on 8/24 & 8/30, Bauer carried a career-high streak of 15.1 consecutive scoreless innings into the first inning of his start on 9/4 vs. Detroit...Won the last game of 1st half/first game of 2nd half, becoming just the 4th different Indians pitcher to start back-to-back team victories - the first since Bert Blyleven in 1981 (*STATS LLC*)...ERA in the first inning was 5.54 (26.0IP, 27H, 20R/16ER).

◆ **2013** Had an up and down season between AAA Columbus and Cleveland, spending the majority of the season in the Columbus rotation while making four spot starts for the Indians...Optioned out of spring training to Triple-A on 3/21, but made his 2013 debut with the Indians at TB on 4/6 when Kazmir went on the D.L...Allowed only 2 hits in 5.0 innings but walked a career-high and 2013 club-high 7 batters in 6-0 loss...All four of his 2013 Major League starts were one-day stints in the big leagues as he accumulated just four days of MLB service... Entered 2014 rated the 3rd overall prospect (best curveball/change-up also) in the system according to *BA* and 73rd overall in all of baseball according to *MLB.com*...Entered 2013 as the club's top prospect according to *Baseball America*, was #17 overall in *MLB.com's* overall top 100 prospects and 25th overall according to *ESPN's* Keith Law...Made second big league start of 2013 on 5/1 vs. Philadelphia (5.0IP, 1H, 0R, 6BB, 5K), notching his second big league win over Cliff Lee...Made two more starts as the result of doubleheaders on 5/13 vs. NYY (gm2, L#2, 6.1IP, 6H, 2R/2ER) and 6/28 at Chicago-AL (gm1, ND, 0.2IP, 6H, 5R/ER, 2HR), the latter of which was the shortest of his MLB career.

◆ **2012** Named the D-backs' Minor League Pitcher of the Year, combining to go 12-2 with a 2.42 ERA (35 ER in 130.1 IP) and 157 strikeouts in 22 GS w/AA Mobile and AAA Reno...Named to the MLB All-Star Futures Game...Began the season with Mobile...Promoted to Reno on 5/17 and was 5-1 with a 2.85 ERA (26 ER in 82.0 IP), 1 CG & 97SO in 14GS...Recalled by D-backs on 6/28... Was tied for the Minor League lead in wins (11) at the time of his promotion and ranked second in strikeouts (116)...Was the first player from the 2011 draft to reach the Majors when he made his debut on 6/28 at ATL (ND, 2 ER in 4.0 IP)...current Indians RHP Cody Allen would become the 2nd player three weeks later...Earned his first Major League win on 7/8 vs. LA Dodgers (6.0IP, 2H, 6K)...In his other three starts he did not see the 5th inning and walked at least 3 batters in each start...Optioned back to Reno on 7/18...Nagged by right groin soreness most of the season...Recorded his first professional complete game on 8/17 vs. Round Rock with 12 strikeouts (9.0IP, 5H, 2R/ER)...Made 3 Postseason starts for Reno and was 2-0 w/a 1.65 ERA (3 ER/16.1 IP)...Started the Triple-A Championship Game vs. Pawtucket (ND, 2 ER in 4.2 IP)...Finished the season ranked by *MLB.com* as the D-backs' No. 1 Prospect and No. 5 overall (third-best right-handed pitcher)... Also honored in *Baseball America's* Best Tools issue as the Best Pitching Prospect in the Pacific Coast League.

- ◆ 2011 Entered the 2012 season ranked by **Baseball America** as the No. 1 Prospect in the D-backs' organization and possessing the Best Curveball... Averaged 15.1 strikeouts per 9.0 IP... ERA was 2.63 entering his final regular-season start on 8/30 vs. Chattanooga (10 ER in 1.2 IP)... Helped Mobile to the Southern League Championship... Earned the win in the clinching game of the Championship Series, allowing 1 run over 5.0 innings pitched with 7 strikeouts @ Tennessee... Selected in the first round (third overall) of the First-Year Player Draft... The draft marked the first time since 1978 that one college baseball program (UCLA) had two players selected (Gerrit Cole, No. 1 to Pittsburgh) in the first three picks (Arizona State: Bob Horner and Hubie Brooks).

College Career

- ◆ Attended UCLA and went 38-4 w/a 2.36 ERA (98 ER/373.1 IP) in 3 seasons with the Bruins... Ranked among UCLA's career leaders in wins (1st), innings pitched (1st), strikeouts (1st), complete games (2nd, 15) and ERA (8th)... Also set single-season records (UCLA and Pac-10) with 203 strikeouts in 2011... First pitcher in UCLA history to win at least 10 games in more than one season... Earned the Golden Spikes Award and was named the National Player of the Year by **Baseball America**, **Collegiate Baseball**, **College Baseball Foundation** and **Perfect Game USA** as a junior in 2011, going 13-2 with a 1.25 ERA (19 ER in 136.2 IP) in 16 starts... Other accolades included being named first-team All-America by all those publications... Finalist for the Dick Howser Trophy (top NCAA Division I Player), was selected as the Pac-10 Pitcher of the Year and earned All-Pac-10 Team honors for the third straight season... Led all collegiate pitchers in complete games (10) and strikeouts.
- ◆ Went 12-3 with a 3.02 ERA (44 ER in 131.1 IP) in 18 starts as a sophomore in 2010, earning second-team All-America honors from **Baseball America** and **Collegiate Baseball**... Became the first-ever Bruins pitcher to lead the nation in strikeouts (165)... Selected as the National Freshman Pitcher of the Year by **Louisville Slugger** and earned Freshman All-America honors from **Collegiate Baseball** in 2009, going 9-3 with a 2.99 ERA (35 ER in 105.1 IP) and 2 saves in 20 games (10 starts)... Also garnered first-team Freshman All-America honors from various publications... Named Pac-10 Freshman of the Year... Set a school record for most wins by a freshman... Played on the USA Collegiate National Team in 2009.

BAUER'S FAVORITES

- Favorite Movie: Lone Survivor
- Favorite Group/Artist: Amon Amarth
- Favorite Athlete Growing Up: Barry Zito
- Favorite Team Growing Up: Oakland A's and Duke Basketball
- Person Who Has Most Influenced You: My dad (Warren)
- Favorite Thing Away From Baseball: Attend/watch Duke hoops and fly drones
- Favorite TV Show: Criminal Minds
- Favorite Road City: Tampa/St. Pete
- Favorite Road Stadium: Safeco Field
- Favorite School Subject: Physics

Personal/Miscellaneous

Full name **TREVOR ANDREW BAUER**... Single... Graduated from Hart High School in Santa Clarita, CA, same high school that produced James Shields, Kevin Millar, Bob Walk and Todd Zeile... Went 12-0 with a 0.79 ERA and 106 strikeouts as a junior, earning All-CIF Southern Section Division I first-team honors and first-team All-Southern Selection accolades from the California Baseball Coaches Association (CBCA)... Was also named to the **Los Angeles Times** High School All-Star Team... On Twitter/ Instagram/ YouTube: @baueroutage... In 2015 teamed with and designed a t-shirt for Athletes Brand to benefit the Lone Survivor Foundation (25% of the proceeds) to spread awareness and raise money for soldiers returning from duty... For his efforts he was nominated by the club for the 2015 Bob Feller Award... 2014-18 Tribe Fest participant... Funded and hosted Cleveland Indians Career Day in August 2016 with local high school students from Max Hayes High School who were interested in technology and robotics... In 2017 together with Carlos Carrasco – the pair created special T-Shirts featuring their unique baseball artwork with proceeds going to hurricane relief efforts in Texas and Puerto Rico.

BAUER'S CAREER GAME HIGHS

K's: 14, May 30, 2017 vs. OAK; BB's: 7, April 6, 2013 at Tampa Bay; **LONGEST START**: 9.0IP, two times, last June 22, 2016 vs. Tampa Bay; **WINNING STREAK**: 9 games, July 21 - September 10, 2017; **LOSING STREAK**: 3 games, three times, last July 7-Aug. 3, 2016; **LONGEST RELIEF**: 5.0IP, July 1, 2016 at Toronto; **HR**: 3, four times, last August 14, 2017 @BOS; **SHORTEST START**: 0.2IP, two times, last July 16, 2017 @OAK; **CG**: 2, last June 22, 2016 vs. Tampa Bay; **CG SHO**: N/A; **CAREER 10+ STRIKEOUT GAMES**: 9, last August 14, 2017 @BOS; **LAST WIN**: September 29, 2017 vs. CWS.



Jeff Beliveau

38

Age: 31, born January 17, 1987 in Providence, RI

Resides: Los Angeles, CA

Position: Pitcher

Bats: L

Throws: L

Height: 5-11

Weight: 210

ML Service: 2 + 033

Contract Status (Options remaining): Signed thru 2018 (0)

Acquired: November 22, 2017; Signed by Cleveland to a Minor League free agent contract.

YEAR	CLUB	W-L	ERA	G	GS	CG	SHO	SV	IP	H	R	ER	HR	HB	BB	SO	WP	BK	OPPONENTS		
																			AVG	SLG	OBP
2008	AZL Cubs	0-0	13.50	1	0	0	0	0	0.2	1	1	1	0	0	1	1	1	0	.333	.333	.500
	Boise	2-1	2.60	13	7	0	0	0	34.2	25	12	10	1	5	28	51	1	0	.202	.282	.369
2009	Peoria	5-4	3.54	29	7	0	0	3	96.2	77	40	38	5	7	45	117	7	1	.216	.315	.313
2010	Peoria	0-0	1.59	6	0	0	0	0	11.1	6	2	2	1	1	6	23	1	0	.162	.243	.295
	Daytona	4-2	2.89	40	0	0	0	2	53.0	41	20	17	4	2	23	74	0	0	.208	.310	.297
2011	Daytona	0-1	0.52	12	0	0	0	2	17.1	13	1	1	0	2	6	20	0	0	.224	.241	.313
	Tennessee	6-1	1.89	41	0	0	0	3	57.0	37	14	12	7	1	13	69	1	0	.183	.327	.234
2012	Iowa	4-5	3.89	37	0	0	0	0	44.0	44	21	19	4	0	18	52	2	1	.260	.379	.328
	Chicago-NL	1-0	4.58	22	0	0	0	0	17.2	21	9	9	5	1	12	17	1	1	.292	.556	.400
2013	Round Rock	0-0	0.00	1	0	0	0	0	2.0	1	0	0	0	0	0	0	0	0	.143	.143	.143
	Durham	2-3	2.62	38	0	0	0	1	44.2	41	15	13	1	1	22	76	2	0	.237	.341	.323
	Montgomery	0-0	0.00	2	0	0	0	0	2.0	0	0	0	0	0	1	5	0	0	.000	.000	.143
2014	Tampa Bay	0-0	0.00	1	0	0	0	0	0.2	1	0	0	0	0	1	0	0	0	.333	.667	.500
	Durham	0-0	1.50	30	0	0	0	11	36.0	19	7	6	0	0	14	51	3	0	.151	.198	.236
2015	Tampa Bay	0-0	2.63	30	0	0	0	1	24.0	19	7	7	1	2	7	28	1	1	.213	.270	.283
	Tampa Bay	0-0	13.50	5	0	0	0	0	2.2	6	4	4	1	0	1	2	0	0	.429	.786	.467
2016	Frederick	4-0	2.40	27	0	0	0	2	45.0	24	18	12	2	6	25	64	5	0	.155	.252	.293
	Bowie	0-0	3.86	4	0	0	0	0	4.2	3	5	2	1	1	4	2	0	0	.158	.368	.333
2017	Buffalo	4-1	3.04	29	1	0	0	2	50.1	34	18	17	5	2	26	60	1	0	.193	.324	.301
	Toronto	1-1	7.47	19	0	0	0	0	15.2	17	14	13	4	1	6	17	0	0	.283	.550	.348
Minor Lge. Totals		31-18	2.70	310	15	0	0	26	499.1	366	174	150	31	28	232	665	24	2	.202	.304	.300
CLEVELAND TOTALS		--	--	--	--	--	--	--	--	--	--	--	--	--	--	--	--	--	--	--	--
American League		1-1	5.02	55	0	0	0	1	43.0	43	25	24	6	3	15	47	1	1	.259	.422	.326
National League		1-0	4.58	22	0	0	0	0	17.2	21	9	9	5	1	12	17	1	1	.292	.556	.400
M.L. TOTALS		2-1	4.90	77	0	0	0	1	60.2	64	34	33	11	4	27	64	2	2	.269	.462	.349

CAREER TRANSACTIONS

- 2008 Selected by the Chicago Cubs in the 18th round (551st overall) of the 2008 amateur draft. Signed 6/18.
- 2012 Selected off waivers by the Texas Rangers from the Chicago Cubs, 12/1.
- 2013 Purchased by the Tampa Bay Rays from the Texas Rangers, 4/16.
- 2015 DL - torn left labrum/shoulder surgery, 4/17-remainder of season.
- 2015 Granted Free Agency, 11/6.
- 2015 Signed as a Free Agent with the Baltimore Orioles, 12/5.
- 2016 Granted Free Agency, 11/7.
- 2016 Signed as a Free Agent with the Toronto Blue Jays, 12/19.
- 2017 Granted Free Agency, 10/13.
- 2017 Signed as a Free Agent with the Cleveland Indians, 11/22.

FIELDING BY POSITION

PCT	G	PO	2017					PCT	G	PO	CAREER				
			A	E	TC	DP	A				E	TC	DP		
1.000	19	0	2	0	2	0	Pitcher	1.000	77	1	7	0	8	0	

PITCHERS HITTING

AVG	AB	2017			RBI	AVG	AB	CAREER		
		H	HR	RBI				H	HR	RBI
---	---	---	---	---	---	---	---	---	---	---

2017 Season Highlights

- ◆ Spent most of the season in AAA Buffalo in the Blue Jays organization and returned to the Majors in June for the first time since April 2015...Was with Toronto, June 5- July 21 before being designated and outrighted back to Buffalo on July 25... Allowed runs in 7 of his 19 outings with Toronto, including 6 in his final outing of July 21 at Cleveland without recording an out...With Buffalo, he recorded 14 outings of at least 2.0 IP and limited left-handed hitters to a .174 (12/69) average against (.554 OPS)...Batters at AAA hit .160 (12/75) off him with runners on.

Career Highlights

- ◆ Spent the majority of the 2016 season with the Frederick Keys of the Carolina League (A) before ending the year with Bowie Baysox (AA) in the Baltimore Orioles organization after 2015 left shoulder surgery...Recorded a 19.0 scoreless innings streak from 7/7-8/11...Appeared in only five games in 2015 before being placed on the D.L. with a torn labrum on April 17, causing him to miss the rest of the season...Began the 2014 season with the Durham Bulls before making 30 impressive appearances with the Rays...In 30 appearances with the Rays in 2014, held the opposition scoreless in 26, posting a 2.63 ERA on the year (7ER/24.0 IP)...Was traded to the Rays from Texas for cash considerations early in the 2013 season...Made his Major League debut on July 22, 2012 at St. Louis as a member of the Chicago Cubs (1.2IP, 3H, BB, K)...Cubs organizational All-Star (*MilB.com*) in 2010.

Personal/Miscellaneous

Full name JEFFREY RYAN BELIVEAU...Married, Alyssa...Graduated from Bishop Hendricken High School in Warwick, RI in 2005, the same high school that produced Rocco Baldelli...Named the 2005 Rhode Island **Gatorade** High School Player of the Year...Attended the College of Charleston (SC) and was drafted out of Florida Atlantic University (Boca Raton, FL) in 2008 by the Cubs...Won a silver medal with Tema USA at the 2011 Pan-American Games in Guadalajara, Mexico...Enjoyed watching the Red Sox, Patriots and Celtics growing up...Favorite players growing up were Pedro Martinez & Ken Griffey.

BELIVEAU'S CAREER GAME HIGHS

K's: 3, four times; BB: 2, three times; LONGEST RELIEF OUTING: 2.0IP, four times, July 7, 2017 vs. Houston; HR: 2, Aug. 20, 2012 at Milwaukee; LAST WIN: June 19, 2017 at Texas; ONLY SAVE: September 14, 2014 at Toronto; SCORELESS APP STREAK: 11, Sept. 3-26, 2014.



2017 Cleveland Indians A.L. All-Stars
Corey Kluber-Andrew Miller-Michael Brantley-Francisco Lindor-José Ramírez



Bobby Bradley

79

Age: 21, born May 29, 1996 in Chicago, IL

Resides: Gulfport, MS

Position: First Base

Bats: L

Throws: R

Height: 6-1

Weight: 225

ML Service: 0 + 000

Contract Status: Signed thru 2018

Acquired: Selected by Cleveland in the 3rd round (97th overall) in the 2014 First-Year Player Draft.

YEAR	CLUB	AVG	G	AB	R	H	2B	3B	HR	RBI	SH	SF	HB	BB	SO	SB	CS	SLG	OBP	OPS	E
2014	AZL Indians	.361	39	155	#39	56	13	4	*8	*50	0	2	3	16	36	3	0	*.652	*.426	*1.078	6
2015	Lake County Lynchburg	.269 .000	108 2	401 8	62 0	108 0	15 0	4 0	*27 0	*92 0	0 0	4 0	4 0	56 1	148 2	3 0	0 0	.529 .000	.361 .111	.890 .111	17 0
2016	Lynchburg	.235	131	485	82	114	23	1	*29	*102	0	4	8	75	170	3	0	.466	.344	.810	13
2017	Akron	.251	131	467	66	117	25	3	23	89	1	5	4	55	122	3	3	.465	.331	.796	8
Minor Lge. Totals		.261	411	1516	249	395	76	12	87	333	1	15	19	203	478	12	3	.499	.352	.850	44

CAREER TRANSACTIONS

2014 Selected by the Cleveland Indians in the 3rd round of the June draft. Signed 6/17.

2017 Season Highlights

- ◆ Finished tied for the organizational lead with 89 RBI, fifth with 23 home runs and was named an organizational All-Star by **MILB.com**...Strikeouts decreased from 170 in 2016 to 122 in 2017... Finished second in the Eastern League in RBI and sixth in homers...Hit 3 homers and drove in 7 runs on June 27 vs. Erie...Hit .276 (96/348) off RHP with 20 HR, .875 OPS and batted .176 (21/119) off LHP with 3 HR & .567 OPS...Ranked 91st overall prospect in MLB according entering 2018 according to **ESPN's** Keith Law.


2018 PUBLICATION CLUB PROSPECT RANKINGS	
Baseball America	3rd
MLB.com	3rd

Pro Career

- ◆ **2016** Named Carolina League MVP after leading the league in RBI (102) and home runs (29)...Led the Indians Player Development System in RBI; also ranked 2nd in home runs and 4th in runs scored (82)...Named a Carolina League Midseason and Postseason All-Star and was named **Baseball America** Single-A All-Star...Named 5th-best prospect in the organization & Best Power Hitter according to **Baseball America** (for both 2017 and 2018) and entered the season 2017 season ranked 95th-best prospect in all of the minors according to **MLB.com**.
- ◆ **2015** Earned Indians Minor League Player of the Month in August and was a 3-time MWL Player of the Week...Led the Indians PD System and Midwest League with 27 homers, which were T9th among all Minor Leaguers...Ranked 3rd in the organization with 92 RBI...Ranked as the 4th-best 1B prospect in baseball by **MLB.com**, the 5th-best prospect and Best Power Hitter in the Indians farm system according to **Baseball America**...ranked 84th overall on **ESPN's** Top 100 prospect list...Named MiLB.com player of the month for August (.337, 11HR, 38RBI), an organizational MLB.com All-Star and was selected to the **Baseball America** Single-A and Minor League All-Star teams.
- ◆ **2014** Named Arizona League MVP and won the league's Triple Crown (.361 avg, 8 HR, 50 RBI)...Ranked as the 3rd-best player in the Arizona League and the 9th-best prospect in the Indians farm system by **Baseball America** (named **BA** MiLB Rookie All-Star).

Personal/Miscellaneous

Full name **BOBBY BRADLEY**...Married, Newwae...Graduated from Harrison Central High School in Gulfport, MS in 2014... During his senior campaign he hit .340 (17-50) with 5 2B, 2 3B, 6 HR & 11 RBI in 22 games...Hit .567 (34/60) as a junior... Signed a national letter of intent to attend LSU during his senior year...He attended the same high school as LHP Greg Hibbard and OF Matt Lawton....Grew up a fan of the Boston Red Sox and David Ortiz.



Michael Brantley

23

Age: 30, born May 15, 1987 in Bellevue, WA

Resides: Port St. Lucie, FL

Position: Outfielder

Bats: L

Throws: L

Height: 6-2

Weight: 210

ML Service: 7 + 131

Contract Status: Signed thru 2018

Acquired: October 3, 2008; Acquired from the Milwaukee Brewers as the PTBNL, along with OF/INF Matt LaPorta, LHP Zach Jackson & RHP Rob Bryson in exchange for LHP CC Sabathia (original deal occurred 7/7/2008).

YEAR	CLUB	AVG	G	AB	R	H	2B	3B	HR	RBI	SH	SF	HB	BB	SO	SB	CS	SLG	OBP	OPS	E
2005	AZL Brewers	.347	44	173	34	60	3	1	0	19	4	0	2	22	13	14	5	.376	.426	.802	3
	Helena	.324	10	34	8	11	2	0	0	3	0	0	0	6	4	2	0	.382	.425	.807	1
2006	West Virginia	.300	108	360	47	108	10	2	0	42	5	5	4	61	51	24	7	.339	.402	.741	2
2007	West Virginia	.335	56	218	41	73	15	1	2	32	1	4	1	31	22	18	6	.440	.413	.854	2
	Huntsville	.251	59	187	28	47	6	1	0	21	5	1	1	29	25	17	3	.294	.353	.647	1
2008	Huntsville	.319	106	420	80	134	17	2	4	40	3	2	4	50	27	28	8	.398	.395	.793	2
2009	Columbus	.267	116	457	80	122	21	2	6	37	8	3	1	59	48	46	5	.361	.350	.711	2
	CLEVELAND	.313	28	112	10	35	4	0	0	11	1	0	0	8	19	4	4	.348	.358	.707	1
2010	CLEVELAND	.246	72	297	38	73	9	3	3	22	4	2	0	22	38	10	2	.327	.296	.623	2
	Columbus	.319	67	273	54	87	13	2	4	29	5	2	2	34	28	13	5	.425	.395	.820	0
2011	CLEVELAND	.266	114	451	63	120	24	4	7	46	3	5	3	34	76	13	5	.384	.318	.702	3
2012	CLEVELAND	.288	149	552	63	159	37	4	6	60	0	4	0	53	56	12	9	.402	.348	.750	1
2013	CLEVELAND	.284	151	556	66	158	26	3	10	73	3	8	4	40	67	17	4	.396	.332	.728	0
2014	CLEVELAND	.327	156	611	94	200	45	2	20	97	0	5	8	52	56	23	1	.506	.385	.890	1
2015	CLEVELAND	.310	137	529	68	164	*45	0	15	84	0	5	2	60	51	15	1	.480	.379	.859	2
2016	Columbus	.111	3	9	2	1	1	0	0	1	0	1	0	1	1	0	0	.222	.182	.404	0
	Akron	.211	6	19	1	4	1	0	0	1	0	0	0	2	1	0	0	.263	.286	.549	0
	CLEVELAND	.231	11	39	5	9	2	0	0	7	0	1	0	3	6	1	0	.282	.279	.561	0
	Mahoning Valley	.500	1	2	0	1	0	0	0	0	0	0	0	1	0	0	0	.500	.667	1.167	0
	Lake County	.667	1	3	0	2	1	0	0	0	0	0	0	0	0	0	0	1.000	.667	1.667	0
2017	CLEVELAND	.299	90	338	47	101	20	1	9	52	0	4	2	31	50	11	1	.444	.357	.801	1
Minor Lge. Totals		.302	577	2155	375	650	90	11	16	225	31	18	15	296	220	162	39	.376	.387	.762	13
CLEVELAND TOTALS		.292	908	3485	454	1019	212	17	70	452	11	34	19	303	419	106	27	.423	.349	.772	11
American League		.292	908	3485	454	1019	212	17	70	452	11	34	19	303	419	106	27	.423	.349	.772	11
National League		--	--	--	--	--	--	--	--	--	--	--	--	--	--	--	--	--	--	--	--
M.L. TOTALS		.292	908	3485	454	1019	212	17	70	452	11	34	19	303	419	106	27	.423	.349	.772	11

CAREER TRANSACTIONS

- 2005 Selected by the Milwaukee Brewers in the 7th round (205th overall) of the June draft. Signed, 6/7.
- 2008 Acquired by the Cleveland Indians from the Brewers as the PTBNL in the 7/7 trade that sent CC Sabathia to the Brewers in exchange for Matt LaPorta, Zach Jackson and Rob Bryson, 10/3.
- 2011 DL - broken right hand, 8/23-remainder of season.
- 2016 DL - rehab, right shoulder surgery, 3/25-4/24...rehab AAA Columbus, 4/12 & 4/22-23...rehab AA Akron, 4/14-20.
- 2016 DL - right shoulder inflammation/surgery, 5/10-remainder of season....rehab A Mahoning Valley, 7/11...rehab A Lake County, 7/13...rehab AA Akron, 7/15-17.
- 2017 DL - right ankle sprain, 6/16-25.
- 2017 DL - right ankle sprain, 8/9-9/29.

POSTSEASON RECORD

YEAR	CLUB	AVG	G	AB	R	H	2B	3B	HR	RBI	SH	SF	HBP	BB	SO	SB	CS	E
2013	CLE (ALWC vTB)	.250	1	4	0	1	0	0	0	0	0	0	0	0	0	0	0	0
2017	CLE (ALDS vNYY)	.091	3	11	0	1	0	0	0	0	0	0	0	1	4	0	0	0
TOTALS		.133	4	15	0	2	0	0	0	0	0	0	0	1	4	0	0	0

ALL-STAR GAME RECORD

YEAR	CLUB	AVG	G	AB	R	H	2B	3B	HR	RBI	SH	SF	HBP	BB	SO	SB	CS	E
2014	Cleveland(at MIN)	.000	1	1	0	0	0	0	0	0	0	0	0	0	0	0	0	0
2017	Cleveland(at MIA)	.500	1	2	0	1	0	0	0	0	0	0	0	0	0	0	0	0
TOTALS		.333	2	3	0	1	0	0	0	0	0	0	0	0	0	0	0	0

FIELDING BY POSITION

PCT	G	PO	2017					DP	Outfield	PCT	G	PO	CAREER				
			A	E	TC	A	E						TC	DP			
.993	87	135	8	1	144	1			.994	869	1685	50	11	1746	10		

2017 Season Highlights

- ◆ Enjoyed a strong first half before a persistent right ankle injury virtually ended his season early (August 8) and forced him to the disabled list on two different occasions...At the time of his season-altering injury on August 8 vs. Colorado he was 15th in the American League in batting average (.299), 20th in on-base pct. (.358) and tied for 3rd in the league in outfield assists (8)...Originally hurt the ankle on May 7 at Kansas City and was on the D.L. with a sprained right ankle from June 16-25 and August 9-Sept. 29...Got a second opinion on Sept. 19 in Vail, CO (Dr. Thomas Clanton) where he received a cortisone injection and was diagnosed with a deltoid ligament sprain along with right ankle synovitis (shut down for 7-10 days)...Activated with two days left in the regular season (Sept. 30), collecting a 10-pitch, pinch-hit single that night vs. Minnesota and collected at bats (0-for-2) at DH on Oct. 1 in the season finale vs. the Twins (1-for-3 overall after activation).
- ◆ Was voted by his peers to his second American League All-Star team, hitting .304 (76/250) in the first half with 31 runs, 17 2B, 5 HR & 37 RBI in 66 games...Overall on the year he made 86 starts in left field (1 start at DH), reaching via hit or walk in 75 of those games... Hit safely in 14 straight games, May 15-30...Over his last 38 games, June 13-Oct. 1, he batted .314 (43/137) with 9 2B, 1 3B, 4 HR & 27 RBI (24 runs).
- ◆ Reached base safely via hit/walk in 26 of his last 29 games...Homered 5 times in 20 April games before going 54 games, May 1-July 22 (207 at bats) without a long ball, the 3rd-longest homerless stretch of his career (59 games in 2010-11) and the longest in-season stretch of his career...Homered 4 times over his last 16 games, July 23-Oct. 1.
- ◆ Batted at least .286 in each of his five months on the year, hitting .326 (15/46) in 13 June games...Stole 11 bases in 12 attempts (91.7%), 7th-highest stolen base pct. in a single-season in Indians history (min. 10 attempts)...Batted .317 (51/161) with runners on base (18th-highest in the A.L.) and hit .230 (34/148) with two strikes on the season (20th-best mark in the league)...Batted third in all 87 starts...Posted a .375 on-base pct off right-handed pitching (.857 OPS)... No strikeouts in his last 21 PA on the year...2018 option picked up on November 3.

**INDIANS PLAYERS;
CONSECUTIVE SEASONS;
45 or more DOUBLES**
Tris Speaker 1920-23
Lou Boudreau 1940-41
George Burns 1926-27
Michael Brantley 2014-15
José Ramírez 2016-17

Pro Career

- ◆ **2016** Season never fully gained traction as he was limited to just 11 games at the Major League level around two stints on the disabled list and did not play in a game after 5/10....Active roster from 4/25-5/9...Originally injured the right shoulder on 9/22/15 diving for a fly ball at Minnesota (surgery 11/15)...Appeared in 2 spring training games, 3/19-21...Placed on the 15-day D.L. on 3/25...Persistent soreness and biceps tendonitis forced him onto the D.L. for the second time on 5/10... Underwent a diagnostic ultrasound and hydrodissection of the tendon on 7/22 at the Cleveland Clinic...Was shut down for the season on 8/3 after feeling more soreness and underwent surgery on 8/15 in Dallas, TX to address chronic biceps tendonitis in the shoulder...The procedure commonly referred to as a biceps tenodesis re-attached the tendon from his shoulder to his humerus...The 45-minute procedure was performed by Dr. Keith Meister and Dr. Mark Schickendantz.
- ◆ **2015** Third Indians batter since 1961 to pace the American League in doubles, netting a career-best tying 45... His Major League-leading 45 doubles were the most by an Indians batter since Grady Sizemore led the A.L. with 53 in 2006... Finished 4th in the A.L. batting race at .310 behind Miguel Cabrera's league-leading .338... Also ranked among A.L. batting leaders in a variety of categories (see box at right) and was the hardest batter to strikeout in the league at 11.7 plate appearances per strikeout (drew career-high 60 walks against just 51 strikeouts)...Slowed by lower back stiffness in April (missed 6 games, 4/8-15)...Hit .335 (75/221) in 58 second half games with 10 HR and 38 RBI...Finished 6th among A.L. hitters in second half batting average, on-base pct. (.400) and OPS (.963) and was 4th in doubles after the break...Enjoyed his third career 2-homer game on 8/25 vs. Milwaukee and his fourth career 2-HR game on 9/10 vs. Detroit (both homers came after the 6th in tie game)...Limited to just 2 games over the final 12 games of the season after straining his right shoulder diving for a ball in Minnesota on 9/22...Made 24 starts in center field (28 games) and 17 starts at designated hitter...Was once again at his best with runners on base, hitting .329 (82/249) with men on (6th-best in A.L.)...Batted .324 (45/139) with RISP, the 10th best mark in the league...Joined the likes of Speaker, Sewell, Lajoie, Hale, Boudreau (done last in 1947) and Averill among franchise hitters to collect 45 doubles, at least 60 walks and strike out fewer than 55 times.

2015 AMERICAN LEAGUE RANKINGS

Category	Rank	#
Average	4th	.310
Doubles	1st	45
On-base%	3rd	.379
Slugging%	15th	.480
Walks	18th	60
OPS	11th	.859
Times On	119th	226
Hits	20th	164
EB hits	17th	60
RISP	10th	.324
vs.RHP	4th	.321
BA after 6IP	9th	.303
Road Avg	6th	.304

- ◆ 2014 Enjoyed a breakout season as he earned his first American League All-Star selection and Silver Slugger Award and finished 3rd in the A.L. MVP voting...Led the club in runs scored, hits, doubles, RBI, steals, runs created and batting average and set career-highs in each of those categories and also set career-bests in home runs (20)...Became the first Indians player to amass 200 hits, 45+ doubles, 20+ HR, 20+ stolen bases in the 114-year history of the franchise and the 9th player all-time in the history of baseball to accomplish the feat...Became the ninth player (16th total time) in club history to enjoy 20 homers and 20 steals in a single-season, the first since Shin-Soo Choo in 2010...Became the first Indians hitter since Kenny Lofton in 1996 (just 2nd hitter in Progressive Field-era/1994) to amass 200 hits in a season, collecting his 200th hit on 9/27 vs. Tampa Bay (had 29 hits over his last 17 games, 18th player/28th time in club history)...His .327 batting average was highest by an Indian since Roberto Alomar (.336) in 2001...Enjoyed a pair of club season-high 15-game hitting streaks and hit .341 (176/516) w/41 2B, 16 HR and 78 RBI in 130 games from 4/29 until the end of the season...Carried it over from 1st half to 2nd half as well as his .901 first half OPS (9th) and .877 2nd half OPS(5th) each ranked in the top 10 in the league (min 225PA)...From 8/29 thru the end of the season Michael batted .408 (49/120) with 12 2B, 2 HR and 15RBI in the season's final 30 games to raise average from .307-.327...2014 finalist for the **Rawlings** Gold Glove Award...

2014 A.L. RANKS		
Category	Rank	#
WAR	5th	7.0
Average	3rd	327
Doubles	3rd	45
RBI	12th	97
OPS	7th	.890
Steals	11th	23
Runs Created	3rd	122
EB hits	5th	67
RISP	1st	.376
Runners on vs.RHP	1st	.337
Slugging%	9th	.506
On-base%	4th	.385
Runs	76th	94
Hits	2nd	200
Total Bases	6th	309

Equaled single-game club record for runs scored (5 runs, 3-for-3, HR, RBI, 2BB) on 6/9 at Texas, becoming the first Indian w/5 runs in a game since Joe Carter in Sept '86 and went on to win A.L. player of the week honors (6/9-15)...Was the 3rd hardest batter in A.L. to strikeout, fanning in just 1 every 12.1 PAs...His home batting average of .353 (106/300) was 3rd-best in the American League.

2014 AMERICAN LEAGUE MOST VALUABLE PLAYER VOTING						
Player (Team)	1st	2nd	3rd	4th	5th	PTS
1. Mike Trout (LAA)	30	-	-	-	-	420
2. Victor Martinez (DET)	-	16	4	3	3	229
3. Michael Brantley (CLE)	-	8	6	5	4	191
4. Jose Abreu (CWS)	-	1	6	3	1	145

- ◆ 2013 Enjoyed another solid campaign, steady at the plate while providing stellar defense in left field after the off-season acquisitions of Drew Stubbs and Michael Bourn...Did not make an error the entire season and carried a franchise record 245-game errorless streak heading into the 2014 season...Broke Rocky Colavito's 212-game streak that stretched over two tenures with the club from 1959-66...Also finished tied for 4th with 11 outfield assists, the most by an Indians left-fielder since Albert Belle (11) in 1996...Led the team with a .284 average and was 3rd on the team w/73 RBI (career-high)...Enjoyed his first career multi-home run game on 6/19 vs. KC and set new single-game career-highs in total bases (10), extra base hits (3) and RBI (5) on 7/7 vs. Detroit, his second career 2-home run game in 2013...Was the club's best hitter with runners in scoring position as his .375 (45/120) mark was 3rd-highest in the American League...Missed 2 weeks spring training (late Feb/early March) w/a left forearm cut suffered sliding into third base at Oakland that required double-digit stitches...Collected four straight 3-hit games, 9/22-26, the first Indians batter to do so since Kenny Lofton in June 1995 and the first Indians hitter since 1959 (Minnie Minoso) to have four straight 3-hit games at least 1 RBI in each of those games (Michael drove in 7 runs in the 4 games).
- ◆ 2012 Had a solid season from an offensive standpoint, making all of his appearances in center field after the spring training injury to Grady Sizemore...Had a career-high 22-game hitting streak, the longest by an Indians hitter in 2012, from 5/20-6/15, hitting .337 (29/86) over the streak to raise his batting average from .255 to .284...It was the 2nd-longest streak in the Majors in 2012 (Robinson Cano 23G) and the longest by an Indians hitter since May of 2007 (Casey Blake, 26 games)...Among A.L. leaders he finished 12th with 37 doubles and was the toughest batter to strikeout in the league (10.9PA per SO)...Started 1 of the final 9 games of the season due to a strained right groin that later required surgery...Also was 3rd in the league in pct of swings that missed at just 8.4% (73/865) and tied for 6th in intentional walks...Underwent surgery to repair sports hernia after the season on 10/11 in Philadelphia, PA (Dr. William Meyers).
- ◆ 2011 Put together a solid campaign before right wrist and hand problems ended his season on 8/22...Was placed on the 60-day D.L. on 8/23 and underwent right hand surgery at the Cleveland Clinic (Dr. Thomas Graham) on 8/31 to remove a fractured hamate bone in his right hand...Was limited to just 14 games in August (.211, 12-57).
- ◆ 2010 Was the club's opening day left fielder and spent three stints with Cleveland and ended the season in regular duty positioned to be a contributor in 2011...First two stints were not met with a great deal of success (combined .157: 16/102), but following 8/6 recall he rebounded to hit .292 (57/195) with 26RS, 7 2B, 3 3B, 2HR & 15 RBI in 46 games (.332OB/.390SLG/.721OPS) to raise his avg from .157 to .246...Overall finished 7th among A.L. rookies in runs (38), 8th in hits (73), T3rd in triples (3) and T2nd in SB (10)...Hit first Major League home run on 7/8 at TB off Wade Davis to lead off the game...Top moment of his season came during a then career-best 19 game hitting streak from 8/30-9/19...Was T4th longest streak in the A.L. in 2010...Was the longest hitting streak by an Indians rookie batter since Larry Doby (21G) in 1948 and longest overall since Casey Blake in 2007 (26G)...At the time of his final 8/6 recall he ranked 2nd in the IL in average (.319).

◆ **2009** Enjoyed a very productive season at AAA Columbus at just 22 years of age before an impressive September call-up in his debut at the Major League level...Hit .267 (122/457) with 80 runs, 21 2B, 2 3B, 6 HR and 37 RBI in 116 G for the Clippers and stole 46 bases in 51 attempts (90.2%)...He finished T1st in the IL in stolen bases (46) and 3rd in the league in runs (80)...Was 7th in the IL in walks (59) and struck out just 48 times in 528 plate appearance (1K:11PA)...Contract was purchased from Columbus on 9/1 and made his MLB debut that night in Detroit, collecting his first hit off Edwin Jackson in the 5th inning...Hit safely in his first 8 games with the Indians, just the 2nd Indians player in the last 50 years to hit safely in his first 8 games (Josh Bard, 2002, first 9 games)...Went 4-for-5 w/an RBI on 9/12 vs. KC, becoming the first Indian since Andy Allanson in April 1986 to have a four-hit game within his first 10 games played...Since 1954, he is the 7th fastest Indian to record a four-hit game (10g)...According to *ELIAS* only one Indians player has had a four-hit game at a younger age than Brantley (22 years, 120 days old) when Carlos Baerga recorded four hits against the Yankees on 9/20/90 at the age of 21 years, 320 days old...Was the 9th youngest player to appear in the A.L. in 2009.

◆ **2008** Brantley spent the entire 2008 season at Class-AA Huntsville of the Southern League where he posted an on-base percentage of .395 with 80 runs...He was tied for 6th in Southern League in runs (80) & steals (28), was 7th in batting average (.319) and 12th in on-base % (.395) despite an ankle injury that limited him to 4 games in July...He had nearly twice as many walks (50) as strikeouts (27) and ranked second in the entire minor leagues w/a strikeout per plate appearance ratio of 17.7 (27K in 479 PA)...He was named to the Southern League Midseason and Postseason All-Star Teams and was named in *Baseball America* as the Best Baserunner and having the Best Strike Zone Judgment in the Southern League...After the season he was named the 18th-best prospect in the Southern League by *Baseball America*...Entered 2009 as the 9th best prospect in the Indians organization according to *Baseball America*.

◆ **2007** At A West Virginia & AA Huntsville he stole 35 bases and drove in a career-high 53 runs in 115 games..Began the season at Class-A West Virginia where he hit .335 (73/218) in 56 games...Was promoted to Double-A Huntsville on 6/9...Rated by *Baseball America* as the Brewers prospect with the Best Strike-Zone Discipline.

◆ **2006** Placed on the D.L. on 5/3 with a right shoulder strain, reinstated on 5/13...Recorded an on-base percentage of .402, good for fourth in the South Atlantic League...Tied for seventh in the SAL with a .300 batting average.

◆ **2005** Began the season with the Rookie Arizona Brewers before a 8/28 promotion to Rookie Helena...His 60 hits with Arizona were good for 5th in the AZL...Batting average of .347 was 4th best in the Arizona League.

Personal/Miscellaneous

Full name **MICHAEL CHARLES BRANTLEY, JR.**...Wife, Melissa...Couple has four kids: Giovanni, Maxwell, Michael III & Mariah...Attended Fort Pierce Central (FL) High School, graduating in 2005 (played golf and baseball)...Resides in Port St. Lucie, FL...He is the son of former big leaguer Mickey Brantley, who played with the Seattle Mariners from 1986-89 and was on the Toronto Blue Jays coaching staff from 2005-07...Enjoys golfing and fishing...Was the 2013 High Achievers spokesperson...2013-17 TribeFest participant...Attended his first Ohio State game in "The Horseshoe" in November 2016 and was awestruck by the experience...Was instrumental in the support and funding of the 2016 Larry Doby Fund...Big fan of the Minnesota Vikings.

INDIANS HISTORY (20 HR/20 SB)

Player (Year)	HR - SB
1. Michael Brantley (2014)	20-23
2. Shin-Soo Choo (2010)	22-22
3. Shin-Soo Choo (2009)	20-21
4. Grady Sizemore (2008)	33-38
5. Grady Sizemore (2007)	24-33
6. Grady Sizemore (2006)	28-22
7. Grady Sizemore (2005)	22-22
8. Matt Lawton (2004)	20-23
9. Roberto Alomar (2001)	20-30
10. Roberto Alomar (1999)	24-37
11. Albert Belle (1993)	38-23
12. Joe Carter (1988)	27-27
13. Joe Carter (1987)	32-31
14. Joe Carter (1986)	29-29
15. Toby Harrah (1979)	20-20
16. Bobby Bonds (1979)	25-34

MAJOR LEAGUE HISTORY

45+ 2B, 20+HR, 20+SB, 200+ HITS

Player (Team/Year) 2B-HR-SB -H


1. Michael Brantley (CLE/2014)	45-20-23-200
2. Jacoby Ellsbury (BOS/2011)	46-32-39-212
3. Hanley Ramirez (FLA/2007)	48-29-51-212
4. Alfonso Soriano (NYY/2002)	51-39-41-209
5. Craig Biggio (HOU/1998)	51-20-50-210
6. Larry Walker (COL/1997)	46-49-33-208
7. Ellis Burks (COL/1996)	45-40-32-211
8. Vada Pinson (CIN/1959)	47-20-21-205
9. Chuck Klein (PHI/1932)	50-38-20-226

BRANTLEY'S FAVORITES

- Favorite Movie: Life
- Favorite Group/Artist: J. Cole
- Favorite Athlete Growing Up: Ken Griffey Jr.
- Favorite Team Growing Up: Seattle Mariners
- Persons Who Has Most Influenced You: parents
- Favorite Road City: Boston
- Favorite Road Stadium: Fenway Park
- Favorite Thing Away From Baseball: Fish/Golf
- Person He Most Admires: Urban Meyer
- Favorite Thing about OSU: Games vs. Clemson
- Favorite TV Show: Price is Right

BRANTLEY'S CAREER GAME HIGHS

HITS: 4, eleven times, last May 5, 2016 vs. Detroit; **RUNS:** 5, June 9, 2014 at Texas; **DOUBLES:** 2, 21 times; **HR:** 2, four times, last Sept. 10, 2015 vs. Detroit; **RBI:** 5, July 7, 2013 vs. Detroit; **BB:** 3, two times, last July 19, 2015 at Cincinnati; **SB:** 2, five times, last July 28, 2015 vs. KC; **HITTING STREAK:** 22 games, May 20- June 15, 2012; **GRAND SLAMS:** N/A; **LEAD-OFF HR:** 1, July 8, 2010 at Tampa; **"WALK-OFF" HR:** 2, last August 3, 2014 vs. Texas (Klein); **PINCH-HIT HR:** n/a.



Carlos Carrasco

59

Age: 31, born March 21, 1987 in Barquisimeto, VZ

Resides: Broadview Heights, OH **Position:** Pitcher

Bats: R

Throws: R

Height: 6-4

Weight: 224

ML Service: 6 + 147

Contract Status: Signed thru 2018 with club options for 2019 and 2020

Acquired: July 29, 2009; Acquired from the Philadelphia Phillies along with INF Jason Donald, RHP Jason Knapp & CA Lou Marson in exchange for LHP Cliff Lee & OF Ben Francisco.

YEAR	CLUB	W-L	ERA	G	GS	CG	SHO	SV	IP	H	R	ER	HR	HB	BB	SO	WP	BK	OPPONENTS		
																			AVG	SLG	OBP
2004	GCL Phillies	5-4	3.56	11	8	0	0	0	48.0	53	23	19	2	3	15	34	2	0	.276	.375	.338
2005	Batavia	0-3	13.50	4	4	0	0	0	15.1	29	25	23	8	2	5	12	3	1	3.92	.878	.439
	GCL Phillies	0-0	1.80	2	2	0	0	0	5.0	3	1	1	0	2	1	2	0	1	.176	.176	.300
	Lakewood	1-7	7.04	13	13	1	0	0	62.2	78	50	49	11	9	28	46	1	1	3.02	.519	.387
2006	Lakewood	12-6	2.26	26	26	2	0	0	159.1	103	50	40	6	9	65	159	12	2	.182	.256	.276
	Clearwater	6-2	2.84	12	12	1	1	0	69.2	49	22	22	8	6	22	53	2	0	.199	.366	.280
2007	Reading	6-4	4.86	14	13	1	1	0	70.1	65	42	38	9	5	46	49	0	2	.247	.411	.365
	Reading	7-7	4.32	20	19	1	0	0	114.2	109	58	55	13	6	45	109	8	1	.254	.413	.331
	Lehigh Valley	2-2	1.72	6	6	0	0	0	36.2	37	15	7	1	1	13	46	2	1	.250	.304	.313
2009	Lehigh Valley	6-9	5.18	20	20	0	0	0	114.2	118	73	66	14	7	38	*112	3	0	.262	.424	.328
	Columbus	5-1	3.19	6	6	0	0	0	42.1	31	18	15	3	0	*36	2	0	.196	.348	.229	
	CLEVELAND	0-4	8.87	5	5	0	0	0	22.1	40	23	22	6	0	11	11	0	1	4.00	.670	.455
2010	Columbus	10-6	3.65	25	25	0	0	0	150.1	139	69	61	16	7	46	133	1	0	.250	.408	.313
	CLEVELAND	2-2	3.83	7	7	1	0	0	44.2	47	20	19	6	1	14	38	1	0	.276	.482	.333
2011	CLEVELAND	8-9	4.62	21	21	1	0	0	124.2	130	68	64	15	4	40	85	3	0	.270	.427	.326
	Akron	0-0	9.82	1	1	0	0	0	3.2	4	4	4	1	1	3	3	1	0	.267	.533	.421
2012	CLEVELAND	---INJURED , DID NOT PITCH---																			
2013	CLEVELAND	1-4	6.75	15	7	0	0	0	46.2	64	36	35	4	1	18	30	2	0	.330	.479	.384
	Columbus	3-1	3.14	16	14	0	0	1	71.2	59	31	25	6	6	21	79	1	0	.221	.348	.292
2014	CLEVELAND	8-7	2.55	40	14	1	1	1	134.0	103	40	38	7	3	29	140	4	0	.209	.287	.256
2015	CLEVELAND	14-12	3.63	30	30	3	1	0	183.2	154	75	74	18	5	43	216	5	0	.228	.369	.277
2016	CLEVELAND	11-8	3.32	25	25	1	1	0	146.1	134	64	54	21	3	34	150	4	1	.240	.425	.286
	Akron	0-0	2.25	1	1	0	0	0	4.0	7	2	1	1	0	1	6	1	0	.412	.588	.444
2017	CLEVELAND	18-6	3.29	32	32	1	0	0	200.0	173	73	73	21	10	46	226	10	0	.235	.386	.287
Minor Lge. Totals		63-52	3.96	177	170	6	2	1	968.1	884	483	426	99	64	356	879	39	9	.242	.370	.318
CLEVELAND TOTALS		62-52	3.78	175	141	8	3	1	902.1	845	399	379	98	27	235	896	29	2	.248	.399	.299
American League		62-52	3.78	175	141	8	3	1	902.1	845	399	379	98	27	235	896	29	2	.248	.399	.299
National League		--	--	--	--	--	--	--	--	--	--	--	--	--	--	--	--	--	--	--	--
M.L. TOTALS		62-52	3.78	175	141	8	3	1	902.1	845	399	379	98	27	235	896	29	2	.248	.399	.299

CAREER TRANSACTIONS

- 2003 Signed by the Philadelphia Phillies as a free agent, 11/25.
- 2009 Acquired by the Cleveland Indians, along with Jason Donald, Jason Knapp and Lou Marson, from the Phillies in exchange for Cliff Lee and Ben Francisco, 7/29.
- 2011 DL - right elbow inflammation, 4/25-5/10...rehab at AA Akron, 5/6-10.
- 2011 DL - right elbow surgery, 8/4-remainder of season.
- 2012 DL - rehab from 2011 right elbow surgery, 3/15-remainder of season.
- 2015 DL - right shoulder inflammation, 8/22-9/7.
- 2016 DL - left hamstring strain, 4/25-6/1...rehab AA Akron, 5/28.
- 2016 DL - right hand fracture, 9/30-remainder.

POSTSEASON PITCHING RECORD

YEAR	CLUB	W-L	ERA	G	GS	CG	SHO	SV	IP	H	R	ER	HR	HB	BB	SO	WP	BK
2017	CLE (ALDS vNYY)	0-0	0.00	1	1	0	0	0	5.2	3	0	0	0	1	3	7	0	0

FIELDING BY POSITION

PCT	2017							PCT	CAREER						
	G	PO	A	E	TC	DP	G		PO	A	E	TC	DP		
1.000	32	4	17	0	21	1	Pitcher	.966	175	39	101	5	145	4	

PITCHERS HITTING

					CAREER				
AVG	AB	2017 H	HR	RBI	AVG	AB	H	HR	RBI
-	4	-	-	-	.083	12	1	0	0

2017 Season Highlights

- ◆ Had an outstanding season, collecting career-bests in wins, starts, innings pitched and strikeouts, finishing in the top 10 in the American League in wins, innings and strikeouts, becoming the seventh pitcher in club history to record at least 18 wins with at least 225 strikeouts and a sub-3.30 ERA...Notched his 200th inning in his final start of the year, an 8.1-inning, 14-strikeout performance on Sept. 28 vs. Minnesota, the 2nd-highest strikeout total of his career and a single-game season-high for the campaign...His 2017 effort earned him a fourth place finish in the A.L. Cy Young voting.
- ◆ Along with Corey Kluber, became the first set of teammates since the 2001-02 Arizona Diamondbacks (Randy Johnson/Curt Schilling) to accumulate at least 18 wins and 220 strikeouts within the same season...The duo also joined the 1973 Angels (Nolan Ryan/Bill Singer), 1971-72 Tigers (Mickey Lolich/Joe Coleman), the 1965 Phillies (Jim Bunning/Chris Short) and 1963-64 Dodgers (Don Drysdale/Sandy Koufax).
- ◆ Went 5-0 with a 1.48 ERA in 6 September starts (42.2IP, 36H, 7ER, 6BB, 51SO), the first Indians pitcher with at least five wins, 50 strikeouts and an ERA below 1.50 in a calendar month since Sam McDowell in June 1969 (6-0, 50 strikeouts, 1.05 ERA, *Elias*)...Kluber went on to better that mark (0.84 ERA, 5 wins, 50 strikeouts)...Won a career-best 6 straight decisions to finish out the season from August 27-on, going 6-0 with a 1.27 ERA over his last 7 starts (49.2IP, 42H, 7ER, 6BB, 59SO).
- ◆ Was the club's most consistent starter of the first two months of the season as Kluber battled thru back issues, going 5-2 with a 2.89 ERA over his first 10 starts of the season thru May 29 (65.1IP, 44H, 21ER, 16BB, 65SO, .194 AVG)... Earned the lowest April ERA (2.04, 8ER/35.1IP; min. 30.0IP) for an Indians starter since Cliff Lee sported a 0.96 April ERA in his 2008 Cy Young campaign.
- ◆ Went 11-3 with a 2.65 ERA (31ER/105.1IP) in 17 road starts, the most road wins by an Indians pitcher since Cliff Lee went 12-3 in his 2008 Cy Young campaign... Went 12-2 with a 1.94 ERA (23ER/106.2IP) in 16 starts against the A.L. Central opposition...Second-lowest intradivisional ERA in Major League Baseball this season (min. 60.0IP) behind only Clayton Kershaw (1.90 ERA vs. N.L.West).
- ◆ Struck out six-or-more batters in 25 of his 32 starts this year, and posted a career-best eight-start streak with at least six punchouts from August 6 - September 11... His 25 such starts were T3rd-most in the American League this season and T4th in MLB...Carrasco reached the 200 strikeout milestone for the second time in his Major League career (also 2015)...Carrasco is just the 8th pitcher in Indians franchise history to record multiple seasons of 200+ strikeouts (McDowell, Feller, Kluber, G. Perry, Colon, Tiant, Score)...Had five double-digit strikeout performances on the year and now has 15 for his career.
- ◆ Since the beginning of 2015, Carrasco has amassed 10.05 strikeouts-per-9.0IP, the 5th-highest rate among American League pitchers & 9th-best in MLB in that span (minimum 400.0 innings pitched)...Carrasco also sports a 4.74 K/BB ratio since 2015, which ranks 3rd in the A.L. over that span and 6th in MLB...Tossed his first complete game of the season (8th of his career) on September 6 at Chicago-AL, allowing just one run on three hits with no walks and eight strikeouts.
- ◆ Hit a bit of a rough patch over an 11-start stretch, June 22-August 26, going 4-3 with a 5.29 ERA (63.0IP, 64H, 37ER, 18BB, 78SO) that took his ERA from 2.99-3.95...Major League batters hit .230 (60/261) off him with men on base (15th-lowest mark in the A.L.) and .238 (31/130) with runners in scoring position (7th-lowest in the A.L.)...Batters hit .180 (11/61) with RISP-2outs...ERA in the first inning was 2.25 (8ER, 32.0IP)...Did not allow a home run in any of his last 18 innings.

2017 AMERICAN LEAGUE RANKINGS

Category	Rank	#
WAR (Ps)	T5th	5.4
Wins	T1st	18
ERA	6th	3.29
WHIP	4th	1.095
FIP	4th	3.10
Strikeouts	5th	226
Hits/9.0IP	7th	7.8
Innings	8th	200.0
SO per 9.0IP	5th	10.2
HR per 9.0IP	5th	0.945
BB per 9.0IP	4th	2.1
Avg. All'd	7th	.235
Slg% All'd	8th	.386
OB% All'd	5th	.287
SO/BB ratio	3rd	4.91
GB:FBI ratio	11th	1.59
GIDPs	T10th	19
W-L pct.	3rd	.750
avg vRHH	14th	.228
Road ERA	2nd	2.65

CLEVELAND INDIANS

18 wins/Sub-3.30 ERA/225 SO

Corey Kluber (2017)	2.27/262/18
Carlos Carrasco (2017)	3.29/226/18
Corey Kluber (2016)	3.14/227/18
Corey Kluber (2014)	2.44/269/18
Gaylord Perry (1972)	1.92/234/24
Sam McDowell (1970)	2.92/304/20
Sam McDowell (1969)	2.94/279/18
Luis Tiant (1968)	1.60/264/21
Herb Score (1956)	2.53/263/20
Bob Feller (1946)	2.18/348/26
Bob Feller (1941)	3.15/260/25
Bob Feller (1940)	2.61/261/27
Bob Feller (1939)	2.85/246/24

2017 AMERICAN LEAGUE CY YOUNG VOTING

Pitcher (Team)	1st	2nd	3rd	PTS
1. Corey Kluber (CLE)	28	2	-	204
2. Chris Sale (BOS)	2	28	-	126
3. Luis Severino (NYY)	-	-	20	73
4. Carlos Carrasco (CLE)	-	-	1	43
5. Justin Verlander (2tm)	-	-	3	32

Pro Career

- ◆ **2016** Enjoyed another solid season near the top of the club's rotation, but was limited to 25 starts due to injuries in April and September that ended his season two weeks early and forced him from his first Postseason opportunity...At time of his last start on 9/17 vs. Detroit (2 pitches), he was 10th in the A.L. in ERA (3.32), 8th in strikeout/walk ratio (4.41) and on-base pct. allowed (.286) and 13th in batting average against (.240)...Was forced from his first start on 9/17 vs. Detroit after Ian Kinsler's line drive to lead off the game broke the fifth metacarpal on his right hand (shortest start of his career and shortest-ever by an Indian in the era of pitch counts-2)...Strained left hamstring covering first base in Detroit on 4/24...Was placed on the 15-day disabled list the following day for the fifth time in his career and made one rehab start in Akron on 5/28 before being activated 38 days later prior to his start vs. KC on 6/2...Tossed his seventh career complete game & third career complete game shutout on 6/25 at Detroit (9.0IP, 4H, 0R, 1BB, 7SO, 117P)...Recorded five-or-more strikeouts in 21 straight games from 6/13/15-4/19/16, the second-longest active streak in the majors at the time and the second-longest such streak in Indians history behind Bob Feller's record of 28 consecutive games (9/9/45-7/20/46)...Fanned a season-high 14 batters (2nd-highest game total of his career) on 6/30 at Toronto, one shy of his career-high 15 punchouts on 9/25/15 at KC...Marked just the third time since 1913 an Indians pitcher fanned 14 in less than 8.0IP or work (7.1IP, 3H, 1R/ER, 2BB), joining Corey Kluber (2014) and Sam McDowell (1966)...From 8/7 to 9/2, Carrasco struck out eight-or-more in six consecutive starts, tied with Clayton Kershaw for the longest streak in MLB in 2016.
- ◆ **2015** Spent his first full season in the Indians rotation, and once again finished with a strong second-half performance, going 4-5 with a 2.99 ERA down the stretch (75.1IP, 48H, 26R/25ER, 8HR, 20BB, 94SO, .181 AVG)...From 7/30 thru the end of the year, he went 4-4 with a 2.48 ERA (18ER/65.1IP) and a .163 average against (37/227)...Finished the season with 216 strikeouts (T9th in MLB, T5th in A.L.), surpassing 200 strikeouts in a single season for the first time in his career...Finished the season recording 5+ K's in 18 straight contests, the longest such streak by an Indians pitcher in a single season since Bob Feller did so in 23 straight contest in 1946...Was placed on the 15-day disabled list from 8/26-9/8 (retroactive to 8/22) with right shoulder inflammation...Marked his first stint on the disabled list since 2012 when he was rehabbing from 2011 right elbow surgery...In his penultimate start of the season, Carrasco earned his team-leading 14th win of the year with a one-hit, complete-game shutout at Kansas City on 9/25...Carried a no-hitter into the 7th inning and finished with a career high 15 strikeouts in his 6th career complete game (9.0IP, 1H, 0R, 2BB, 15SO, 113 pitches/78 strikes)...According to *Elias*, Carrasco became the first pitcher in Cleveland history to toss a one-hit shutout with 15+ K's...Also became just the third pitcher in franchise history to record 15+ K's in a CG shutout, joining Sonny Siebert (15 K's) in 1965 and Luis Tiant (19 K's, 10.0IP) in 1968...Both Siebert and Tiant accomplished the feat at home...Came a strike away of his first career no-hitter on 7/1 at Tampa Bay...The right-hander struck out a then career-high 13 batters in the 8-1 victory, losing a perfect game bid in the 7th inning and the no-hitter on an 0-2 pitch to Joey Butler, who lined a single into right field with 2 outs in the 9th inning (8.2IP, 1H, 1R/ER, 2BB, 13SO, 124P/83K)...Marked the ninth no-hit bid to get broken up with 2 outs in the 9th inning since 2002 and the third to get erased on a two-strike base hit (*Elias*)...According to *SABR's* Stew Thornley, it marked the first Cleveland no-hit bid to get broken up with 2 outs in the 9th since July 4, 1954 (Early Wynn)...Carrasco logged 9.0 innings in consecutive outings from 7/30-8/4, working a CG in a 7/30 win at Oakland (2H, 1R/ER, 1BB, 7SO), and registering 9.0 scoreless innings in a 12-inning victory at Los Angeles-AL on 8/4 (1H, 0R, 1BB, 7SO)...Became the first A.L. starter to toss at least 9.0 innings while allowing 2-or-fewer hits in consecutive starts since Oakland's Bobby Witt on 6/23-28/1994 - the first pitcher to pull the trick for Cleveland since Sam McDowell on 5/29-6/2/70...Worked 26.0 combined innings in three starts from 7/30-8/11, yielding just 3 runs (earned) on 7 consecutive hits (3R/ER, 2HR, 2BB, 22SO)...Tossed 8.0+ innings in each of those games, becoming the fifth Indians pitcher and first since Cliff Lee in 2008 to log 8.0-or-more innings while allowing 4-or-fewer hits in three consecutive starts.
- ◆ **2014** Split the season between the rotation and bullpen and was the most dominant pitcher in the American League over the last two months of the season (see box)...Was in the starting rotation out of spring training, April 5-25 (0-3, 6.95 ERA, 17ER/22.0IP), and ended the season there with 10 dominant starts from 8/10-9/27, going 5-3 with a 1.30 ERA to end the season (69.0IP, 45H, 10ER, 1BB, 78K) to form a powerful 1-2 punch alongside Corey Kluber...His 1.30 ERA from 8/10-end of season was the lowest in MLB over that span (min 9GS)...Became the first Indians pitcher since 1991 (Rod Nichols) to span a save and a shutout within the same season...Following April rotation stint he went 3-1 with a save out of the bullpen, posting an ERA of 2.30 (43.0IP, 34H, 11ER) from 4/30-8/5.

2015 AMERICAN LEAGUE STRIKEOUT LEADERS

1. Chris Sale (CWS)	274
2. Chris Archer (TB)	252
3. Corey Kluber (CLE)	245
4. David Price (DET/TOR)	225
5. Carlos Carrasco (CLE)	216
Dallas Keuchel (HOU)	216
7. Danny Salazar (CLE)	195

2015 AMERICAN LEAGUE RANKINGS

Category	Rank	#
WAR (Ps)	10th	3.8
WHIP	4th	1.073
Wins	T8th	14
ERA	17th	3.63
Hits/9.0IP	5th	7.55
SO per 9.0IP	3rd	10.58
HR per 9.0IP	15th	0.88
BB per 9.0IP	11th	2.11
Avg. All'd	7th	.228
Sig% All'd	9th	.369
OB% All'd	5th	.277
Strikeouts	T5th	216
CG	T3rd	3
SO/BB ratio	3rd	5.023
GB:FB ratio	9th	1.93
FIP	3rd	2.84

CLEVELAND INDIANS PITCHERS

ERA's UNDER 2.55, 1970-2014 (min 130IP)

Pitcher (Year)	ERA (IP/ER)
1. Corey Kluber (2014)	2.44 (235.2/64)
2. Carlos Carrasco (2014)	2.55 (134.0/38)
3. Cliff Lee (2008)	2.54 (223.1/63)
4. Dan Spillner (1982)	2.49 (133.2/37)
5. Sid Monge (1979)	2.40 (131.0/35)
6. Gaylord Perry (1974)	2.51 (322.1/90)
7. Gaylord Perry (1972)	1.92 (342.2/73)

CARRASCO'S FAVORITES

- Favorite Movie: Gladiator
- Favorite Group/Artist: Country music
- Favorite Athlete Growing Up: Pedro Martinez
- Biggest Influence: My family
- Favorite Road City: New York City
- Favorite Road Stadium: Kauffman
- Favorite TV Show: Discovery Channel

- ◆ **2014 cont.** Earned his first professional save on 6/16 vs. the LA Angels... Over his last 16 relief outings (6/10-8/5) his ERA was 1.23 (26.0IP, 21H, 6ER)...Made his fifth start of the year, his first since 4/25, on 8/10 at New York-AL, marking his first win as a starter since 6/29/11 at Arizona and snapping a 12-game losing streak as a starter covering 17 starts...Recorded scoreless starts on 8/10 and 8/16 vs. Baltimore (7.0IP) and did not allow a run over 16.0 straight IP from 8/10-22...Dating back to 1900, Carrasco became just the 3rd pitcher in Major League Baseball to post back-to-back shutout victories immediately following a streak of 15 or more starts without a win, joining Ryan Dempster and Bud Norris (both in 2012), and both after streaks of 18 winless starts (*Elias*)...Carrasco recorded his first career complete game shutout (3rd career CG, first w/9.0 IP) in his start of 9/17 at Houston, holding the Astros to a pair of infield singles and one walk, while registering a single-game career-high 12 strikeouts on 98 pitches...Joined Sandy Koufax as just the second pitcher ever to record a shutout on 98-or-fewer pitches while also tallying 12+K's, who did it (9.0 IP, 1 BB, 12 SO, 97 pitches) in a 3-0 no-hitter on June 4, 1964 at Philadelphia... Marked just the third time in Cleveland franchise history for an Indians hurler to allow 2-or-fewer hits and record 12+ strikeouts in a road shutout, as Carrasco joined Bob Feller (7/12/40 at Philadelphia-AL) and Bartolo Colon (9/18/00 at New York-AL)... Paired with Kluber's (2BB/14K) effort the previous night, Carrasco's outing cemented just the 4th instance in MLB history for an A.L. team to get consecutive starts of at least 12 K's and 2-or-fewer walks - the 2nd in Cleveland franchise history (*Elias*).
- ◆ **2013** Began the year as the club's 5th starter and opened the year by serving a 6-game suspension dating back to 2011 before making his first big league start since August 2011 on 4/9 vs. NYY (L, 3.2IP, 7H, 7R/ER, 2HR)...Was ejected from that start in the 4th inning after hitting Kevin Youkilis after a Robinson Cano HR and later suspended by MLB for another 7-games...Spent most of April, May and July with AAA Columbus...Recalled a second time on 6/8 to make an emergency spot start in place of an injured Zach McAllister (finger) before dropping his appeal and serving 7-game suspension, 6/9-16.
- ◆ **2012** Spent the entire season rehabbing from right elbow reconstruction in September of 2012.
- ◆ **2011** Showed signs of being a consistent Major League starter before an elbow injury ended his season in early August... Was on the D.L. from 4/25-5/10 with right elbow inflammation...Did not allow a run over 21.1 IP from 6/7-18, season-long by an Indians pitcher in 2011 and career-high...Suspended by MLB for 6 games on 8/1, a suspension he served in 2013... Placed on the 15-day D.L. for the second time in 2011 on 8/4 after final start at Boston on 8/3 (7.0IP, 9H, 3R) ...Missed the remainder of the season and underwent reconstructive right elbow surgery in New York City (Dr. David Altchek) on 9/21.
- ◆ **2010** Had a very productive year between AAA Columbus and Cleveland, making 7 Major League starts in September/October, going at least 6.0IP in all 7 starts with 6 quality starts in a row in September...Picked up his first Major League win in start of 9/17 in KC...Named the 7th best prospect in the Indians organization entering the season by *Baseball America*.
- ◆ **2009** Spent the regular season at the Triple-A level before making the first five (5) starts of his big league career in September... Entered the season as the #2 overall prospect in the Phillies organization according to *Baseball America* and 52nd overall minor league prospect by *BA*... Among IL pitchers he finished the season 1st in strikeouts (148), 2nd in innings pitched (157.0).
- ◆ **2008** Pitched for the World Team at the All-Star Futures Game...Named Eastern League All-Star team.
- ◆ **2007** Florida State League Midseason All-Star...Threw a rain-shortened 6.0-inning no-hitter, 8/21 vs Altoona...Pitched at the All-Star Futures Game...Rated as the top prospect in Phillies minor league system by *Baseball America* following the season.
- ◆ **2006** Won the Paul Owens Award as the best pitcher in the Phillies minor league system...Spent the season with Lakewood (A) and tied for the South Atlantic League lead in CG (2), finished 3rd in the SAL in both ERA (2.26) and SO (159)...Selected as both a Midseason and Postseason SAL All-Star and pitched for the World Team at the Futures Game in Pittsburgh.

Personal/Miscellaneous

Full name **CARLOS LUIS CARRASCO**...Married, Karelis...Two daughters, Camila Valentina (3/4/11) and Emma Victoria (3/29/15), three sons, Noah, Lucas and Elias... Attended Liceo Federico Carmona High School...Was the club's 2015, 2016 & 2017 Roberto Clemente Award nominee, spending hours donating time to Esperanza, visiting and donating books to Luis Munoz Marin School in Cleveland, Oberlin College's Department and Indians Baseball Camps...Also collected thousands of books through the United Way Stuff The Bus initiative, as well collecting food items for the Step Up To The Plate Campaign... Started the Carlos Carrasco Foundation in 2016 with the mission of giving young children a strong foundation for life-long success (has collected over 12,500 books for children)...Foundation is very active in Tampa, Cleveland and his native Venezuela (carloscarrascofoundation.org)... Regular Tribe Fest participant...On Aug. 4, 2016 the Venezuelan-born Carrasco announced, via Twitter, that he passed his United States citizenship test.

CARRASCO'S CAREER GAME HIGHS

One-Hitter: September 25, 2015 @KC; **Two-Hitter:** two times, last July 30, 2015 @OAK; **Three-Hitter:** September 6, 2017 @CWS; **K's (starter):** 15, September 25, 2015 @KC; **K's (relief):** 5, two times, last August 5, 2014 vs. CIN; **BB's (starter):** 5, April 16, 2017 vs. DET; **BB's (relief):** 3, August 9, 2013 vs. LAA; **LONGEST START:** 9.0IP, six times, last September 6, 2017 @CWS; **LONGEST RELIEF:** 5.0IP, August 9, 2013 vs. LAA; **WINNING STREAK:** 6 games, August 27 - September 28, 2017 (active); **LOSING STREAK:** 9 games, July 5, 2011-July 6, 2013; **HR:** 3, 3x, April 6, 2016 vs. Boston; **SHORTEST START:** 0.0IP, two times, last September 17, 2016 vs. DET (broken finger); **CG:** 8, last September 6, 2017 @CWS; **CG SHO:** 3, last June 25, 2016 @DET; **CAREER 10+ STRIKEOUT GAMES:** 15, last September 28, 2017 vs. MIN (14).



Willi Castro

73

Age: 20, born April 24, 1997 in Rio Piedras, Puerto Rico

Resides: Santo Domingo, DR

Position: Infielder

Bats: S

Throws: R

Height: 6-1

Weight: 170

ML Service: 0 + 000

Contract Status: Signed thru 2018

Acquired: July 2, 2013; Signed by the Cleveland Indians as a non-drafted free agent.

YEAR CLUB	AVG	G	AB	R	H	2B	3B	HR	RBI	SH	SF	HB	BB	SO	SB	CS	SLG	OBP	OPS	E
2014 AZL Indians	.239	43	155	31	37	5	3	2	11	5	0	4	6	33	9	4	.348	.285	.633	9
2015 Mahoning Valley	.264	67	273	34	72	9	3	1	25	8	3	7	10	31	20	7	.330	.304	.633	22
2016 Lake County	.259	123	518	68	134	21	8	7	49	3	5	3	19	96	16	11	.371	.286	.657	25
Lynchburg	.222	3	9	0	2	0	0	0	0	0	0	0	0	2	0	1	.222	.222	.444	0
2017 Lynchburg	.290	123	469	69	136	24	3	11	58	2	4	7	28	90	19	9	.424	.337	.761	25
Minor Lge. Totals	.268	359	1424	202	381	59	17	21	143	18	12	21	63	252	64	32	.377	.306	.683	81

CAREER TRANSACTIONS

2013 Signed as a Free Agent with the Cleveland Indians, 7/2.

2017 Season Highlights

- ◆ Spent the season at Single-A Lynchburg, co-champions of the Carolina League...Led team with 136 hits as a 20-year old (began the season at age 19)...Collected professional career-bests with 11 homers, 58 RBIs and 69 runs scored... Ranked 2nd in the league in hits, 4th in batting average and 6th in runs scored... After the season was named an Organizational All-Star (SS) by **MiLB.com**...Was a Midseason and Postseason Carolina League All-Star... Added to the 40-man roster on Nov. 20.
- ◆ The switch-hitter compiled nearly identical batting averages from both sides of the plate (.289 vs. RHP; .292 vs. LHP) while posting an .820 OPS vs. LHP with 18 extra base hits (.730 OPS vs. RHP)... Batted .304 (75/247) in 61 second half games with 12 2B, 3 3B, 6 HR & 28 RBI to conclude the season (.797 OPS)... Batted .314 (64/204) with runners on for the year...After the season batted .448 (13/29) for Escogido in the Dominican Winter League (8 games, 5 runs, 1 2B, 1 HR, 6 RBI) before knee sprain on Oct. 24 ended his winter.

2018 PUBLICATION CLUB
PROSPECT RANKINGS
Baseball America 7th
MLB.com 9th

Pro Career

- ◆ **2016** Led Lake County in games (123), runs (48), hits (134), triples (8) and stolen bases (16)...Midwest League Midseason All-Star...Named 15th-best prospect in the Indians organization entering 2017 (**Baseball America**).
- ◆ **2015** Led Mahoning Valley with 20 stolen bases, 4th-most in the New York-Penn League...Finished 2nd on the team in hits (72) and 4th in RBI (25).

Personal/Miscellaneous

Full name WILLI RAFEAL CASTRO (Capellan)...Single...Signed by Felix Nivar.



Yu Chang

75

Age: 22, born August 18, 1995 in Taitung, Taiwan

Resides: Taitung, Taiwan

Position: Infielder

Bats: R

Throws: R

Height: 6-1

Weight: 180

ML Service: 0 + 000

Contract Status: Signed thru 2018

Acquired: June 3, 2013; Signed by the Cleveland Indians as a non-drafted free agent.

YEAR	CLUB	AVG	G	AB	R	H	2B	3B	HR	RBI	SH	SF	HB	BB	SO	SB	CS	SLG	OBP	OPS	E
2014	AZL Indians	.346	42	159	39	55	9	4	6	25	0	1	3	18	28	6	1	.566	.420	.986	9
2015	Lake County	.232	105	393	52	91	16	4	9	52	7	4	9	27	103	5	6	.361	.293	.655	25
2016	Lynchburg	.259	109	417	78	108	30	8	13	70	4	7	4	45	110	11	3	.463	.332	.795	17
2017	Akron	.220	126	440	72	97	24	5	24	66	2	5	9	52	134	11	4	.461	.312	.774	25
Minor Lge. Totals		.249	382	1409	241	351	79	21	52	213	13	17	25	142	375	33	14	.446	.325	.771	76

CAREER TRANSACTIONS

2013 Signed as a Free Agent with the Cleveland Indians, 6/3.

2017 Season Highlights

◆ Spent the entire season in AA Akron, tallied 24 homers and 66 RBI, both of which were the second-most among Akron's offense...Chang led the team in runs scored (72), while ranking second in walks (52), third in doubles (24) and fourth in hits (97)... His 24 home runs marked a single-season career-high, 11 more than his previous high of 13 in 2016 and were the fourth-most among Indians minor leaguers. He also ranked among organizational leaders in runs scored (T2nd) and RBI (5th)...Ranked 5th in the Eastern League in homers and T4th in runs and was a Midseason E.L. All-Star...Led all Minor League shortstops in homers...Hit .204 (32/157) in the second half...Added to the 40-man roster on Nov. 20.

2018 PUBLICATION CLUB PROSPECT RANKINGS


Baseball America	6th
MLB.com	4th

Pro Career

- ◆ **2016** Finished 5th among all Indians minor leaguers in runs (78)...Named CL Midseason & Postseason All-Star...Named 11th-best prospect in the system entering 2017 by **MLB.com**.
- ◆ **2014** Ranked 2nd in the Arizona League with a .986 OPS, 3rd in average (.346) and 4th in OBP (.420)...Ranked 13th-best Indians' prospect and 12th-best player in the AZL (**Baseball America**)...Named to **Baseball America** Rookie All-Star team and AZL Postseason All-Star squad.

Personal/Miscellaneous

Full name YU-CHENG CHANG...Single...Signed by Jason Lynn and Allen Lin.



Lonnie Chisenhall

8

Age: 29, born October 4, 1988 in Morehead City, NC

Resides: Beaufort, NC

Position: Outfielder

Bats: L

Throws: R

Height: 6-2

Weight: 190

ML Service: 5 + 158

Contract Status (Options Remaining): Signed thru 2018 (0)

Acquired: Selected by Cleveland in the first round (29th overall pick) of the 2008 First-Year Player Draft.

YEAR	CLUB	AVG	G	AB	R	H	2B	3B	HR	RBI	SH	SF	HB	BB	SO	SB	CS	SLG	OBP	OPS	E
2008	Mahoning Valley	.290	68	276	38	80	20	3	5	45	1	0	4	24	32	7	2	.438	.355	.794	16
2009	Kinston	.276	99	388	59	107	26	2	18	79	1	1	5	37	80	2	1	.492	.346	.838	22
	Akron	.183	24	93	13	17	5	1	4	13	0	1	0	7	16	1	0	.387	.238	.625	0
2010	Akron	.278	117	460	81	128	22	3	17	84	0	8	10	46	77	3	0	.450	.351	.801	17
2011	Columbus	.267	66	255	45	68	15	3	7	45	0	2	7	28	47	0	1	.431	.353	.784	8
	CLEVELAND	.255	66	212	27	54	13	0	7	22	1	1	1	8	49	1	0	.415	.284	.699	10
2012	Columbus	.314	30	118	16	37	12	0	4	17	0	2	2	4	22	0	0	.517	.341	.858	6
	CLEVELAND	.268	43	142	16	38	6	1	5	16	0	0	1	8	27	2	1	.430	.311	.741	6
2013	CLEVELAND	.225	94	289	30	65	17	0	11	36	1	0	2	16	56	1	0	.398	.270	.668	9
	Columbus	.390	27	105	21	41	8	2	6	26	0	4	4	12	24	2	0	.676	.456	1.132	8
2014	CLEVELAND	.280	142	478	62	134	29	1	13	59	4	3	8	39	99	3	1	.427	.343	.770	18
2015	CLEVELAND	.246	106	333	38	82	19	1	7	44	2	3	1	23	69	4	1	.372	.294	.667	6
	Columbus	.280	40	157	18	44	13	0	3	21	1	1	1	11	35	1	0	.420	.329	.750	2
2016	Columbus	.000	3	8	0	0	0	0	0	2	0	1	0	2	3	0	0	.000	.182	.182	0
	Akron	.133	4	15	3	2	1	0	0	2	0	1	0	2	2	0	0	.200	.222	.422	0
	CLEVELAND	.286	126	385	43	110	25	5	8	57	3	4	3	23	70	6	0	.439	.328	.767	3
2017	Columbus	.370	8	27	4	10	2	0	1	4	0	1	0	0	6	1	0	.556	.357	.913	0
	Akron	.125	5	16	1	2	0	0	0	0	0	0	1	4	0	0	0	.125	.176	.301	0
	CLEVELAND	.288	82	236	34	68	17	1	12	53	3	3	3	25	55	2	2	.521	.360	.881	0
Minor Lge. Totals		.279	491	1918	299	536	124	14	65	338	3	22	33	174	348	17	4	.460	.346	.806	79
CLEVELAND TOTALS		.266	659	2075	250	551	126	9	63	287	14	14	19	142	425	19	5	.426	.317	.743	52
American League		.266	659	2075	250	551	126	9	63	287	14	14	19	142	425	19	5	.426	.317	.743	52
National League		--	--	--	--	--	--	--	--	--	--	--	--	--	--	--	--	--	--	--	--
M.L. TOTALS		.266	659	2075	250	551	126	9	63	287	14	14	19	142	425	19	5	.426	.317	.743	52

CAREER TRANSACTIONS

- 2006 Selected by the Pittsburgh Pirates in the 11th round of the June draft. Did not sign.
- 2008 Selected by the Cleveland Indians in the 1st round (29th overall) of the June draft, signed 6/14.
- 2012 DL - fractured right ulna, 6/30-9/9...rehab at AAA Columbus, 9/2-3, and AA Akron, 9/5-9.
- 2016 DL - left wrist impingement, 3/28-4/19...rehab AAA Columbus, 4/10-13...rehab AA Akron, 4/15-19.
- 2017 DL - right shoulder sprain, 3/30-4/12...rehab AAA Columbus, 4/7-10...rehab AA Akron, 4/12.
- 2017 DL - concussion (7-day), 5/23-6/5...rehab AA Akron, 6/3-4.
- 2017 DL - right calf strain, 7/11-8/31...rehab AA Akron, 8/27...rehab AAA Columbus, 8/29-30.

POSTSEASON RECORD

YEAR	CLUB	AVG	G	AB	R	H	2B	3B	HR	RBI	SH	SF	HBP	BB	SO	SB	CS	E
2013	CLE (ALWC vTB)	.750	1	4	0	3	0	0	0	0	0	0	0	0	1	0	0	1
2016	CLE (ALDS vBOS)	.300	3	10	2	3	0	0	1	4	1	0	0	1	3	0	0	0
	CLE (ALCS vTOR)	.250	5	16	0	4	0	0	0	0	0	0	0	0	5	0	0	0
	CLE (WS vCHI)	.125	6	16	2	2	0	0	0	1	0	1	1	1	5	0	0	0
2017	CLE (ALDSvNYY)	.000	4	5	1	0	0	0	0	0	0	0	2	0	4	0	0	0
TOTALS		.235	19	51	5	12	0	0	1	5	1	1	3	2	18	0	0	0

FIELDING BY POSITION																
PCT	G	PO	2017					DP	PCT	G	PO	CAREER				
			A	E	TC	A	E					TC	DP			
-	-	-	-	-	-	-	Third Base	.943	341	206	585	48	839	54		
1.000	7	14	1	-	15	4	First Base	1.000	21	74	2	0	76	9		
1.000	75	102	2	-	104	1	Outfield	.990	246	379	14	4	397	4		
1.000	76	116	3	-	119	5	Totals	.960	608	659	601	52	1312	67		

2017 Season Highlights

- ◆ Enjoyed his most productive offensive season around three stints on the disabled list, compiling a .881 OPS for the year, which was the 16th-highest mark in the American League among batters with at least 250 plate appearances... Started the year on the 10-day D.L. after colliding with the outfield wall in an exhibition game on March 24 at Chicago-NL (right shoulder sprain)...Activated from the D.L. on April 13 after rehab stints in AA Akron and AAA Columbus... Was on the 7-day concussion D.L. from May 23-June 5.
- ◆ Suffered a right calf strain in the final game of the first half, July 9 vs. Detroit, and missed nearly two months of the second half before being activated on Sept. 1 after a 3-game rehab stint between Akron and Columbus.
- ◆ On the year he made 33 starts in right field (45 games), 19 starts in center field, 8 starts in left field (11 games), his first career appearances in left...Also appeared in 7 games at first base...30 of his 68 hits went for extra bases...From June 15 thru the end of the first half he batted .358 (29/81) with 5 2B, 5HR, 27 RBI (25 games) and was leading the team with 51 RBI at the time of his calf injury...Enjoyed his third career multi-homer game, June 17 at Minnesota (night)... Hit his 2nd career grand slam and 3rd career pinch-hit home run on April 14 vs. Detroit (Francisco Rodriguez)...His 5 RBI as a substitute on June 15 vs. the LA Dodgers were the most by an Indians batter since 1973...Was 4-for-17 as a pinch-hitter with 2 homers and 9 RBI, both A.L.-highs (Aaron Hicks also had 2 PH HR).
- ◆ Batted .325 (38/117) with runners on base, tops on the club...Between May 14-June 19 he batted .328 (20/61) with 5 2B, 8 HR & 23 RBI in 20 games...After being activated from the D.L., batted .224 (11/49) in September with 4 2B, 0 HR and 2 RBI over the final 18 games of the season...Missed 10 games, Sept. 15-26, with more soreness in the calf after leaving Sept. 14 contest vs. KC...Batted .343 (23/67) when pitcher was behind in the count (1.238 OPS)... Had an OBP of .456 (57 PAS) versus LHP this season (League Avg: .326)...OPS of 1.040 (147 PAS) versus starting pitchers this season (Rank: 1st of 176 part-time hitters in MLB; League Avg: .76).

Pro Career

- ◆ 2016 Started the year on the 15-day D.L. after being limited to just 10 spring games (did not play from 3/15-23) due to right forearm and left wrist soreness...Was his second stint on the D.L. at the Major League level...Over his first 23 Major League games he batted .232 (16/69) with 4 2B, 1 3B, 0HR, 4 RBI thru 5/22...From 5/23 thru the end of the season he batted .297 (94/316) with 21 2B, 4 3B, 8 HR, 53 RBI and 33 runs scored in 101 games to end the season... Had three games of at least four hits over a 9-game span from 6/26-7/5, including his third career 5-hit game on 7/1 at Toronto (19.0IP).
- ◆ 2015 It was a tale of two seasons for Chisenhall, who began the campaign as the everyday third baseman and ended the season as the regular right fielder around a 7-week stay in AAA Columbus...Was the Opening Day 3B for the second time in his career and batted .209 (37/177) with 10 2B, 4HR & 19 RBI in 45 starts at third base (52 games, .585OPS) before being optioned to AAA Columbus on 6/7...Recalled on 7/30 when Brandon Moss was traded to St. Louis...Upon his return to Cleveland he batted .288 (45/156) with 9 2B, 3 HR and 25 RBI in 54 second half games (.353/.404/.756), making 40 starts in right field (51 games), 1 start at DH and did not appear at third base...Was named **ESPN's** SweetSpot Defensive Player of the Month for August with 8 defensive runs saved (overall saved 11 in 51 games) and recorded a UZR of 9.3 in right field (was tied for 6th in the A.L. w/a Defensive WAR of 1.9)...Collected 3 outfield assists on 9/10 vs. Detroit, the first Indians outfielder to do so since Rick Manning on 5/21/81 vs. Seattle and the first MLB OF'er to do it since Mark Teahen on 5/5/2007...Did not ground into a double play all season (333 at bats).
- ◆ 2014 His .770 OPS was higher than other third base regulars from around MLB (Aramis Ramirez, Trevor Plouffe, Matt Carpenter, Pablo Sandoval, Evan Longoria, Casey McGehee, Chase Headley, David Wright)...Enjoyed a career game on 6/9 at Texas, becoming the fourth Major League player with 5 hits, 3 home runs and 9 RBI in a single game, joining Fred Lynn (1975), Gil Hodges (1950) and Walker Cooper (1949)...Was his first career 3-homer game and his second career multi-homer game...Tied the 114-year old franchise record for single-game RBI (2nd time, Chris James, 1991) and was his second 5-hit game of his season/career (other was May 14 at Toronto)...Thru games of 6/11, he was hitting .393 (66/168) with 17 2B, 7HR & 32 RBI in his first 53 games of the season...Did not qualify among American League batting leaders until 7/8 and debuted at 3rd in the league in average at the time (.332).

- ◆ 2013 Chisenhall spent most of the season with Cleveland, enjoyed a successful one month stint in AAA Columbus in May and June...Opened the year on the Major League roster and recorded his first opening day start in Toronto on 4/2...Was in the big leagues from the start of the season until 5/12, hitting .213 (20/94) w/4 doubles, 3 homers & 11 RBI in 26 games before being optioned to AAA on 5/13...Recalled for the final time on 6/18 and spent the remainder of the season in Cleveland... Connected for his first career pinch-hit home run on 8/29 at Atlanta (Carpenter)...Equaled his career-high with 4RBI and hit his first career grand slam on 7/13 vs. Kansas City (Guthrie).
- ◆ 2012 Split the season between AAA Columbus and Cleveland and spent over two months on the disabled list after suffering a broken arm after a hit by pitch in Baltimore...Started the season at Triple-A Columbus where he hit .324 (36/111) with 12 doubles, 4 home runs and 17 RBI in 28 games (.353OB/.541SLG/.893OPS) before being recalled on 5/28 (Hannahan D.L.)...Lonnie was on the Minor League D.L. from 4/29-5/18 with a strained left calf and would have ranked in the top 10 in OPS, slugging pct and batting average with the requisite number of at bats at the time of his 5/28 recall...Suffered a fractured right ulna on 6/29 at Baltimore after being struck by a Troy Patton pitch...Underwent surgery the following day in Cleveland (Dr. Thomas Graham)...Began baseball activities in late August and began rehabs at AAA Columbus and AA Akron on 9/2 before being activated from the D.L. on 9/9.
- ◆ 2011 Split the season between AAA Columbus and Cleveland, spending the last three months of the season at the Major League level for the first time in his career...He entered the 2011 season as the top prospect in the Indians organization according to **Baseball America**...At the time of his 6/27 promotion to Cleveland he was tied for 10th in the IL w/45 RBI, 8th in runs scored (45)...Missed 10 days with a concussion (6/12-21) & was named IL Player of the Week before having his contract purchased on 6/27...Made his Major League debut on 6/27 at Arizona and collected his first hit, a double, in the 5th inning off Ian Kennedy...Spent rest of year in Cleveland...Hit first MLB home run off Boone Logan on 7/6 vs. the NY Yankees...5 of his 7HR came off LHP...Hit in the face and missed 3 games vs. Toronto (Villanueva) on 7/7...Recorded first career 2 homer game (off Mark Buehrle) and career-high 4RBI on 9/9 at Chicago-AL.
- ◆ 2010 His 84 RBI at AA Akron were tops in the Indians player development system and his 17 HR & 81 runs were tied for 3rd...Was T7th in the Eastern League in RBI and T9th in runs and 17th in OPS (.801)...Was an Eastern League All-Star selection and participated for the USA team in the Futures' Game on 7/14...Was named the 6th-best prospect in the Eastern League by **Baseball America** after the season...Hit .325 (26/80) in April but was bothered for much of the early part of the season with right shoulder soreness that limited his power, driving in just 6 runs over the first 27 games (6 doubles, 0 homers) before going on the D.L., 5/13-27.
- ◆ 2009 Split the season between A Kinston and AA Akron where he hit .258 (124-481) w/31 2B, 22HR & 92 RBI in 123 games... Was 2nd among org hitters in HR, 3rd in RBI...Was a Midseason and Postseason All-Star selection in the Carolina League and after the season was tabbed as the 5th best overall prospect in the CL by **Baseball America**...Was named the 2nd best prospect in the Indians organization by **Baseball Prospectus** after the season...At the time of his promotion to Akron on 8/8 he was 2nd in the Carolina League in hits (107), RBI (79), HR (18) and runs (59).
- ◆ 2008 Named the 6th best prospect in the organization by **Baseball America** prior to the season...Ranked 2nd in the NYPL in doubles (20), 5th in hits (80), total bases (121) and extra base hits (28) and was a NYPL All-Star for Mahoning Valley.

Personal/Miscellaneous

Full name **LONNIE DAVID CHISENHALL**...Wife, Meredith...Two sons, Cutter and Cannon, daughter, Loftin...Attended West Carteret HS (NC), graduating in 2006 ... Batted .574 his senior year with 9 HR and 37 RBI ... 2006 **Louisville Slugger/BCA** North Carolina Player of the Year... Earned 2006 **Baseball America** second team HS All-American honors ... Two-time North Carolina 3A all-state selection in 2005 and 2006...Chisenhall spent the 2008 school year at Pitt Junior College in Greenville, NC where he hit .410 (68/166) with 27 doubles, 8 homers and 66 RBI...Named a NJCAA All-District and First Team All-Region XAll-Conference selection...He played his freshman season for the University of South Carolina in 2007 (20 games, .313, 1HR, 13RBI) before enrolling at Pitt J.C. for the 2008 season...2013-17 Tribe Fest participant... He and his wife are frequent visitors of the Providence House during the season, the nation's oldest Crisis Nursery, committed to child abuse prevention and family preservation... Through "Lonnie's Line Up" – Lonnie and Meredith host families from the Salvation Army for select home games throughout the season...It includes viewing batting practice on field, game tickets in the Club Lounge and Indians gear...In addition, Lonnie and Meredith are active in the American Heart Association, raising both awareness and funds for heart disease research.

CHISENHALL'S FAVORITES

Favorite Movie: Dumb and Dumber
 Favorite Group/Artist: George Strait
 Favorite Athlete Growing Up: Cal Ripken Jr.
 Favorite Team Growing Up: Atlanta Braves
 Person Who Has Most Influenced You: Family
 Favorite Road City: KC
 Favorite Road Stadium: Fenway Park
 Favorite TV Show: Modern Family

CHISEHALL'S CAREER GAME HIGHS

HITS: 5, three times, last July 1, 2016 @TOR; RUNS: 3, two times, last April 15, 2017 vs. DET; DOUBLES: 2, eight times, last June 9, 2017 vs. CWS; HR: 3, June 9, 2014 @TEX; Multi-HR Games: 3, last June 17, 2017 @MIN (Game 2); RBI: 9, June 9, 2014 @TEX; SB: 1, several; BB: 3, two times, last July 2, 2017 @DET; HITTING STREAK: 10 games, August 16-29, 2015; GRAND SLAMS: 2, last April 14, 2017 vs. DET (F. Rodriguez, pinch-hit); LEAD-OFF HR: n/a; "WALK-OFF" HR: n/a; PINCH-HIT HR: 4, last June 15, 2017 vs. LAD (Stripling).



Preston Claiborne

63

Age: 30, born January 21, 1988 in Dallas, TX

Resides: Rockport, TX

Position: Pitcher

Bats: R

Throws: R

Height: 6-2

Weight: 235

ML Service: 1 + 060

Contract Status (Options remaining): Signed thru 2018 (0)

Acquired: January 26, 2018; Signed by Cleveland to a Minor League free agent contract.

YEAR	CLUB	W-L	ERA	G	GS	CG	SHO	SV	IP	H	R	ER	HR	HB	BB	SO	WP	BK	OPPONENTS		
																			AVG	SLG	OBP
2010	Staten Island	1-2	2.28	19	0	0	0	2	23.2	20	9	6	0	0	8	30	2	0	.241	.301	.308
	Tampa	0-1	3.68	5	0	0	0	0	7.1	7	3	3	1	1	4	6	1	0	.269	.462	.375
2011	Tampa	3-7	3.11	38	0	0	0	5	81.0	73	33	28	8	7	30	75	3	0	.243	.362	.322
	Trenton	2-2	2.22	30	0	0	0	5	48.2	33	17	12	1	1	24	49	0	2	.195	.254	.296
2013	Scranton/WB	4-0	4.05	20	0	0	0	1	33.1	31	17	15	2	0	12	29	1	0	.254	.336	.316
	Scranton/WB	0-0	3.48	8	0	0	0	3	10.1	14	5	4	0	0	1	10	1	0	.333	.333	.349
	New York-AL	0-2	4.11	44	0	0	0	0	50.1	51	23	23	7	2	14	42	2	0	.260	.418	.316
2014	Tampa	0-0	0.00	1	1	0	0	0	1.0	0	0	0	0	0	1	1	0	0	.000	.000	.250
	Scranton/WB	0-1	3.54	15	0	0	0	2	20.1	20	10	8	0	0	11	20	0	0	.256	.346	.344
	New York-AL	3-0	3.00	18	0	0	0	0	21.0	24	9	7	1	0	10	16	0	0	.286	.417	.354
	GCL Yankees1	0-1	15.00	2	2	0	0	0	3.0	5	5	5	1	1	0	1	0	0	.385	.769	.429
2015	GCL Yankees2	0-0	3.38	2	1	0	0	0	2.2	3	1	1	0	1	1	2	0	0	.273	.455	.385
	2015 INJURED - DID NOT PITCH																				
2016	Richmond	2-1	2.38	34	0	0	0	3	45.1	30	15	12	4	0	13	49	6	0	.186	.280	.244
2017	Round Rock	3-1	1.89	38	0	0	0	16	38.0	37	9	8	2	1	15	42	1	0	.259	.357	.329
	Texas	0-0	13.50	1	0	0	0	0	2.0	5	3	3	0	0	0	2	0	0	.500	.900	.500
Minor Lge. Totals		15-16	2.92	212	4	0	0	37	314.2	273	124	102	19	12	120	314	15	2	.237	.332	.312
CLEVELAND TOTALS																					
American League		3-2	4.05	63	0	0	0	0	73.1	80	35	33	8	2	24	60	2	0	.276	.434	.333
National League		--	--	--	--	--	--	--	--	--	--	--	--	--	--	--	--	--	--	--	--
M.L. TOTALS		3-2	4.05	63	0	0	0	0	73.1	80	35	33	8	2	24	60	2	0	.276	.434	.333

CAREER TRANSACTIONS

- 2006 Selected by the Pittsburgh Pirates in the 23rd round of the amateur draft, but did not sign.
- 2010 Selected by the New York Yankees in the 17th round (535th overall) of the June draft. Signed 6/12.
- 2014 Selected off waivers by the Miami Marlins from the New York Yankees, 12/23.
- 2016 Released by the Miami Marlins, 3/17.
- 2016 Signed as a Free Agent with the San Francisco Giants, 5/10. Granted Free Agency, 11/7.
- 2017 Signed as a Free Agent with the Texas Rangers, 2/10. Granted Free Agency, 10/10.
- 2018 Signed as a Free Agent with the Cleveland Indians, 1/26.

FIELDING BY POSITION

PCT	G	PO	2017					Pitcher	PCT	G	PO	CAREER				
			A	E	TC	DP	A					E	TC	DP		
-	1	0	0	0	0	0	0	1.000	63	6	10	0	16	2		

PITCHERS HITTING

AVG	AB	2017			RBI	AVG	AB	CAREER		
		H	HR	RBI				H	HR	RBI
---	-	-	-	-	---	-	-	-	-	-

2017 Season Highlights

- ◆ Spent the year in the Texas Rangers organization after signing a Minor League contract in February...Spent most of the year in AAA Round Rock and did not pitch after August 12 due to a right elbow strain...Finished 4th in the Pacific Coast League with 16 saves and at the time of his June 22 promotion to the Majors with Texas he was tied for first in the PCL in saves...Made just 1 appearance (June 26 at Cleveland) for the Rangers over his week-long stint from June 22-28...Was his first MLB appearance since Sept. 27, 2014 at Boston (with NYY).

- ◆ Was designated for assignment on July 2 and outrighted to Round Rock two days later and spent the remainder of the season on their roster/disabled list...Went 15 appearances and 16.1 innings without allowing a run from May 17-July 17... Averaged 9.95 strikeouts per 9.0IP at Triple-A and limited batters to a .136 (6/44) average with runners in scoring position.

Career Highlights


- ◆ **2016** Was a non-roster invite to Marlins spring training and was released by Miami on 3/17...Signed by San Francisco as a minor league free agent on 5/10 and logged 34 relief appearances at Double-A Richmond...Held opponents to a .186/.244/.280 slash line in 178 PA...Was 1-1 with a 0.68 ERA (2 ER/26.1 IP) and 31 strikeouts over final 21 outings of the season...Went 1-0 with a 0.71 ERA (1 ER/12.2 IP) and 4 saves over 11 relief appearances with Este in the Dominican Winter League.
- ◆ **2015** Missed entire season with a right shoulder injury.
- ◆ **2014** Was 3-0 with a 3.00 ERA (21.0IP, 7ER) in 18 relief appearances over three stints with the Yankees (4/20-23, 4/27-6/4 and 9/2-28)...Made his first career plate appearance in the 13th inning of 5/21 win at Chicago-NL, recording a sacrifice hit...Tossed 2.0 scoreless innings on 9/10 vs. Tampa Bay to earn his third win (2H, 1K)...Was his first Major League appearance since 6/3 vs. Oakland...Was placed on the minor league disabled list from 6/25-8/23 with a right shoulder injury (rehabbed in the Gulf Coast League).
- ◆ **2013** Was 0-2 with a 4.11 ERA (50.1IP, 23ER) in 44 relief appearances over four stints (5/3-8/16, 8/20, 8/22-25 and 9/2-29) with the Yankees...Selected to the Yankees' 25-man roster from Triple-A Scranton/Wilkes-Barre on 5/3...Threw 19.1 consecutive innings to start his Major League career before issuing his first walk on 6/12 at Oakland...Marked the second-longest streak of its kind for any Yankee pitcher to begin his Major League career (John Frill broke into the Majors with a streak of 20.2IP without a walk for the Highlanders in 1910)...Made his Major League debut in 5/5 loss vs. Oakland, tossing 2.0 perfect IP...Recorded his first Major League strikeout in 5/8 win at Colorado, retiring Todd Helton swinging to end a perfect seventh inning (1.0IP, 1K).
- ◆ **2012** Combined at Triple-A Scranton/Wilkes-Barre and Double-A Trenton to go 6-2 with a 2.96 ERA (27ER/82.0 IP) in 50 relief appearances.
- ◆ **2011** Spent the entire season with Single-A Tampa and ranked 4th among FSL relievers with 8.33K/9.0IP and fifth in opponents' batting average (.243)...Following the season, made 12 relief appearances for the Phoenix Desert Dogs of the Arizona Fall League, going 0-2 with a 3.00 ERA (4 ER/12.0 IP).
- ◆ **2010** Made his professional debut, combining to go 1-3 with a 2.61 ERA (9 ER/31.0 IP) in 24 relief appearances with short-season Single-A Staten Island and Single-A Tampa...Was named to the NYPL American League All-Star team prior to being promoted to Tampa on 8/23.

Personal/Miscellaneous

Full name **PRESTON MICHAEL CLAIBORNE**...Single...Twitter: @olroy57...Graduated from Carrollton Newman Smith (TX) High School in 2006, earning first-team All-District 8-5A honors in his final three seasons...Was named by **Baseball America** as the 35th best prospect among high school seniors in 2006...Attended Tulane University in New Orleans, LA, appearing out of the bullpen for the school's baseball team over four seasons, is six hours away from his second degree in history...Was in New Orleans during Hurricane Katrina and had his home destroyed in Texas in August by Hurricane Harvey... Was selected by the Pittsburgh Pirates in the 23rd round of the 2006 First-Year Player Draft, but chose to attend college...Grew up a Yankees and Dallas Cowboys fan, favorite players were Nolan Ryan and Roger Clemens.

CLAIBORNE'S CAREER GAME HIGHS

K's: 3, two times, last May 30, 2014 vs. Minnesota; BB: 2, five times; LONGEST RELIEF OUTING: 2.1IP, May 15, 2013 vs. Seattle; HR: 1, eight times; LAST WIN: September 10, 2014 vs. TB; LAST SAVE: n/a; SCORELESS APP STREAK: 7, three times, last July 12-August 2, 2013.



Mike Clevinger

52

Age: 27, born December 21, 1990 in Jacksonville, FL

Resides: Jacksonville, FL

Position: Pitcher

Bats: R

Throws: R

Height: 6-4

Weight: 210

ML Service: 1 + 041

Contract Status (options remaining): Signed thru 2018 (1)

Acquired: August 7, 2014; Acquired from the Los Angeles Angels in exchange for RHP Vinnie Pestano.

YEAR	CLUB	W-L	ERA	G	GS	CG	SHO	SV	IP	H	R	ER	HR	HB	BB	SO	WP	BK	OPPONENTS		
																			AVG	SLG	OBP
2011	Orem	0-0	2.25	3	0	0	0	0	4.0	3	1	1	0	0	2	5	0	0	.200	.200	.294
2012	Cedar Rapids	1-1	3.73	8	8	0	0	0	41.0	37	18	17	3	3	13	34	1	0	.243	.382	.310
2013	AZL Angels	0-0	3.00	2	2	0	0	0	3.0	2	1	1	0	0	2	3	2	0	.200	.300	.333
	Orem	0-1	16.88	1	1	0	0	0	2.2	6	6	5	0	1	2	2	0	0	.429	.786	.529
2014	Burlington	3-0	1.88	5	5	0	0	0	24.0	16	5	5	2	0	5	27	1	1	.186	.314	.231
	Inland Empire	1-3	5.37	13	13	0	0	0	55.1	58	41	33	8	4	27	58	6	0	.272	.427	.362
	Carolina	0-1	4.79	5	4	0	0	0	20.2	20	12	11	1	3	11	15	1	0	.270	.378	.386
2015	Akron	9-8	2.73	27	26	0	0	0	158.0	127	53	48	8	9	40	145	11	1	.219	.319	.277
2016	Columbus	#11-1	3.00	17	17	1	0	0	93.0	78	32	31	8	1	35	97	8	0	.229	.352	.300
	CLEVELAND	3-3	5.26	17	10	0	0	0	53.0	50	31	31	8	0	29	50	2	0	.246	.429	.339
	CLEVELAND	12-6	3.11	27	21	0	0	0	121.2	92	46	42	13	3	60	137	3	0	.211	.357	.310
Minor Lge. Totals		28-17	3.35	88	83	1	0	0	435.2	375	179	162	33	22	151	424	32	2	.233	.355	.305
CLEVELAND TOTALS		15-9	3.76	44	31	0	0	0	174.2	142	77	73	21	3	89	187	5	0	.222	.380	.319
American League		15-9	3.76	44	31	0	0	0	174.2	142	77	73	21	3	89	187	5	0	.222	.380	.319
National League		--	--	--	--	--	--	--	--	--	--	--	--	--	--	--	--	--	--	--	--
M.L. TOTALS		15-9	3.76	44	31	0	0	0	174.2	142	77	73	21	3	89	187	5	0	.222	.380	.319

CAREER TRANSACTIONS

2011 Selected by the Los Angeles Angels in the 4th round (135th overall) of the June draft. Signed 8/13.

2014 Acquired from the Los Angeles Angels in exchange for RHP Vinnie Pestano, 8/7.

POSTSEASON PITCHING RECORD

YEAR	CLUB	W-L	ERA	G	GS	CG	SHO	SV	IP	H	R	ER	HR	HB	BB	SO	WP	BK
2016	CLE (ALCS vTOR)	0-0	5.40	1	0	0	0	0	1.2	1	1	1	0	0	1	1	1	0
	CLE (WS vCHI)	0-0	4.50	3	0	0	0	0	4.0	2	2	2	1	0	4	2	0	0
2017	CLE (ALDSvNYY)	0-0	13.50	2	0	0	0	0	1.1	2	3	2	1	0	4	3	0	0
TOTALS		0-0	6.43	6	0	0	0	0	7.0	5	6	5	2	0	9	6	1	0

FIELDING BY POSITION

PCT	2017							PCT	CAREER						
	G	PO	A	E	TC	DP	G		PO	A	E	TC	DP		
.909	27	5	15	2	22	1	Pitcher	.931	44	9	18	2	29	1	

PITCHERS HITTING

AVG	AB	2017			RBI	AVG	AB	CAREER		
		H	HR	RBI				H	HR	RBI
.000	2	0	0	0	.000	4	0	0	0	

2017 Season Highlights

- ◆ Had an outstanding season for the Indians, posting new career-highs in virtually every category, finishing fourth on the club with 12 wins and recording a B-R WAR of 3.2 ...His 3.11 ERA was the 8th-lowest ERA of any American League pitcher with at least 100.0 IP on the season while his .211 average against was 5th-lowest...Walked 4 of 11 batters faced in the ALDS vs. New York.
- ◆ In four starts during Cleveland's historic win streak (Aug. 24-Sept. 14), Clevinger went 4-0 with a 0.38 ERA (1ER/23.2 IP) and held the opposition to a .186 (16-for-86) average against...Over his last 5 starts, August 26-Sept. 19, he went 5-0 with a 0.61 ERA (29.2IP, 19H, 2ER, 10BB, 34SO, .184 avg) to lower his ERA from 3.97 to 3.13...5-game winning streak set a new career high.

- ◆ Following his final start at the LA Angels on Sept. 19 (W#11, 6.0IP, 3H, 1R/ER, 2BB, 6SO), he made his last 3 appearances of the season out of the bullpen, Sept. 26-30 (3.2IP, 3H, 1ER, 4SO)...Overall on the year he posted an ERA as a starter of 2.84 (114.0IP, 84H, 36ER, .205 avg) and 7.04 (7.2IP, 8H, 6ER, 6BB, 11SO) in relief.
- ◆ Had particular success against right-handed hitters, holding them to a .180 average (48/266), the second-best mark in the American League & fourth-lowest in MLB... Right-handed hitters batted just .133 (14/105) against Clevinger over his last 11 outings dating back to August 6...Struck out 28.3 percent of righties he's faced (87/307), as 87 of his 137 strikeouts were against right-handers.
- ◆ Worked a career-high 7.0 innings on May 20 at Houston with a then- career-high eight strikeouts...Struck out a career-high nine batters on June 27 vs. Texas, a total he would match on August 12 at Tampa Bay and August 26 vs. Kansas City... Posted three straight, 6.0 IP scoreless starts, August 26-Sept. 8, becoming the first Indians pitcher since John Denny (3 CG SHO), August 28-Sept. 6, 1981, to post three straight scoreless starts of at least 6.0 IP...Recorded a least 6 strikeouts in each of his last five starts.
- ◆ Overall on the year he made 7 starts at AAA Columbus...At the time of his first recall (May 7), he ranked 5th in the International League in ERA...Overall spent three stints with the Indians (May 7-June 6; June 17; June 22-remainder) and made just one start in Columbus following May 7 on June 11 at Indianapolis...Overall on the year limited right-handed hitters to a .206 (13/63) average against as batters hit just .228 (28/123) overall and .107 (3/28) with RISP...Was named the International League (AAA) Pitcher of the Week for April 10-16 (2-0, 13IP, 7H, 0R, 17SO).
- ◆ Posted a 2.17 ERA (11ER/45.2IP) with Roberto Pérez behind the plate...Went 7-3 with 2.45 ERA in 12 road games/11 starts (62.1IP, 40H, 17ER, 69SO, 3HR)...Went 5-1 with a 0.99 ERA in 7 September games/4 starts (27.1IP, 18H, 3ER, 10BB, 29SO) and did not allow a home run over his last 32.2 IP...Batters hit .213 (37/174) with runners on base, .190 (16/84) with RISP and .143 (20/140) when behind in the count... Opponents hit .105 against (25/238) him as a starter with two strikes this season.

Pro Career

- ◆ 2016 Split the season between AAA Columbus and Cleveland, going 11-1 with a 3.00 ERA in 17 starts for Columbus and appearing in his first 17 Major League games throughout the season...At the time of his final 8/4 recall from Columbus he ranked tied for first among Int'l League pitchers in wins (11), 7th in ERA (3.00) and 8th in strikeouts (97)...Started the year 9-0 for the Clippers and did not lose his first game until July 18 (15th start)...Pitched a scoreless inning in the Triple-A All-Star Game...Spent three stints with the Indians at the Major League level (5/18-6/1; 7/4-6; 8/4-remainder) and made his Major League debut on 5/18 at Cincinnati (ND, 5.1IP, 5H, 4R/ER, 1BB, 5SO, HR)...First career strikeout was Joey Votto in the first inning...Made 3 starts during his first stint (0-1, 8.79 ERA, 14ER/14.1IP) before being shipped back to Columbus on 6/2... Recalled on 8/4 for the remainder of the season and notched his first Major League win on 8/13 vs. the team that drafted him, the Los Angeles Angels (5.2IP, 1H, 1R/ER, 4BB, 3SO, hitless first 5.2IP)...ERA as a starter was 5.93 on the year at the Major League level (41.0IP, 42H, 27ER)...Struck out 8.5 per 9.0IP but also walked 4.9 per 9.0IP.
- ◆ 2015 Named Tribe's organizational Pitcher of the Year...Had a breakout season, going 9-8 with a 2.73 ERA in 27 games/26 starts with Akron, tallying the 3rd-most strikeouts, the second-lowest WHIP and the 4th-lowest average against in all of Double-A ball (158.0IP, 127H, 53R/48ER, 8HR, 9HB, 40BB, 145SO, .219 AVG, 1.06 WHIP), also the most strikeouts and 2nd-lowest ERA in the Indians system while finishing up in the top 5 of the EL in ERA (5th), strikeouts (2nd) and WHIP (2nd)... Worked at least 5.0 innings in all but two starts and didn't allow more than 4 runs in a game all season...The Jacksonville, Florida native was promoted to Columbus for Postseason play and proceeded to go 2-0 with 15.1 scoreless innings over 2 starts...Worked 7.2 hitless innings in his first Triple-A start against Norfolk in game 1 of the Governors' Cup semifinals on 9/14 (7.2IP, 0H, 2BB, 10SO) and followed up that performance with 7.2 scoreless innings in game 5 of the Governors' Cup finals to secure the championship for Columbus in a 3-0 win at Indianapolis on 9/19 (7.2IP, 5H, 1BB, 7SO)...Over his last 6 regular season outings in Akron after 8/5 he posted an ERA of 1.40 (38.2IP, 23H, 6ER, 40SO)...On the year allowed just 8 homers in 158.0IP (0.45/9.0IP)...Entered season with a Minor League career ERA of 4.36.

AMERICAN LEAGUE

2017 ERA LEADERS (min 100 IP)	
1. Corey Kluber (CLE)	2.35
2. Dallas Keuchel (HOU)	2.90
3. Chris Sale (BOS)	2.90
4. James Paxton (SEA)	2.98
5. Luis Severino (NYY)	2.98
6. Brad Peacock (HOU)	3.00
7. Marcus Stroman (TOR)	3.09
8. Mike Clevinger (CLE)	3.11
9. Ervin Santana (MIN)	3.28
10. Carlos Carrasco (CLE)	3.29

AMERICAN LEAGUE

2017 SO per 9.0IP LEADERS	
1. Chris Sale (BOS)	12.93
2. Danny Salazar (CLE)	12.67
3. Corey Kluber (CLE)	11.71
4. Chris Archer (TB)	11.15
5. Brad Peacock (HOU)	10.98
6. Luis Severino (NYY)	10.71
7. James Paxton (SEA)	10.32
8. Carlos Carrasco (CLE)	10.17
9. Mike Clevinger (CLE)	10.13
10. Lance McCullers (HOU)	10.01
(min 100 IP)	

AMERICAN LEAGUE

2017 BATTING AVERAGE AGAINST LEADERS

1. Corey Kluber (CLE)	.193
2. Brad Peacock (HOU)	.206
3. Luis Severino (NYY)	.208
4. Chris Sale (BOS)	.208
5. Mike Clevinger (CLE)	.211
6. Dallas Keuchel (HOU)	.218
7. Jake Odorizzi (TB)	.220
8. Justin Verlander (2tm)	.221
(min 100 IP)	

- ◆ **2014** Assigned to A Carolina following 9/7 trade...Combined on the year he went 4-4 w/a 5.24 ERA in 23 games/22 starts (99.2IP, 94H, 49ER, 43BB, 100K).
- ◆ **2013** Debuted in August after rehabbing from reconstructive right elbow surgery the previous year (made last start of 2012 on 5/21)...Was LA Angels #4 organizational prospect according to **Baseball America**.


Personal/Miscellaneous

Full name **MICHAEL ANTHONY CLEVINGER**...He and Monica Grace have two daughters, Penelope Grace and Piper Lotus...Attended Wolfson High School in Jacksonville, FL...Attended The Citadel (Southern Conference All-Freshman team in 2010) and Seminole Community College (2011 in Sanford, FL)...Signed by Angels scout Tom Kotchman...On Twitter @Mike_Anthony13... Favorite player growing up was Mickey Morandini...Big fan of former pitcher Dock Ellis...2017-18 Tribe Fest participant...Enjoys mountain bike racing, skateboarding, surfing and fishing.

CLEVINGER'S FAVORITES
 Favorite Movie: Dazed and Confused
 Favorite Group/Artist: Hansen
 Favorite Athlete Growing Up: Steve Nash
 Person Who Has Most Influenced: Dad
 Favorite Road City: Chicago
 Favorite Road Stadium: Yankee Stadium
 Favorite TV Show: The Office

CLEVINGER'S CAREER GAME HIGHS

K's (starter): 9, three times, last August 26, 2017 vs. KC; **K's (relief):** 5, August 17, 2017 @MIN (Game 2); **BB's (starter):** 5, two times, last July 2, 2017 @DET; **BB's (relief):** 3, August 17, 2017 @MIN (Game 2); **LONGEST START:** 7.0IP, two times, last August 12, 2017 @TB; **LONGEST RELIEF:** 4.0IP, August 18, 2016 vs. CWS; **WINNING STREAK:** 6 games, August 26 - September 27, 2017; **LOSING STREAK:** 2 games, two times, last May 31 - June 6, 2017; **HR:** 2, five times, last August 21, 2017 vs. BOS; **SHORTEST START:** 1.2IP, Sept. 5, 2016 vs. HOU; **CG:** N/A; **CG SHO:** N/A; **CAREER 10+ STRIKEOUT GAMES:** N/A; **LAST WIN:** September, 27, 2017 vs. MIN (in relief).



Yandy Díaz **36**

Age: 26, born August 8, 1991 in Sagua la Grande, Villa Clara, Cuba
Resides: Miami, FL **Position:** Infielder
Bats: R **Throws:** R **Height:** 6-2 **Weight:** 185
ML Service: 0 + 068
Contract Status (options remaining): Signed thru 2018 (2)
Acquired: September 20, 2013; Signed by Cleveland to a Minor League free agent contract.

YEAR	CLUB	AVG	G	AB	R	H	2B	3B	HR	RBI	SH	SF	HB	BB	SO	SB	CS	SLG	OBP	OPS	E
2008	Villa Clara (Cuba)	.500	5	4	1	2	0	0	0	1	1	0	0	2	1	0	0	.500	.667	.500	0
2009	Villa Clara (Cuba)	.292	67	168	28	49	5	1	1	18	9	0	3	33	26	3	3	.417	.351	.768	6
2010	Villa Clara (Cuba)	.254	59	142	32	36	5	0	2	22	4	1	5	30	27	7	2	.399	.331	.730	7
2014	Carolina	.286	76	283	42	81	7	5	2	37	2	1	3	49	35	3	3	.367	.396	.763	11
2015	Akron	.315	132	476	61	150	13	5	7	55	3	4	3	*78	65	8	7	.408	*.412	.819	21
	Columbus	.158	4	19	1	3	2	0	0	1	0	0	0	0	5	0	0	.263	.158	.421	0
2016	Akron	.286	26	84	13	24	0	1	2	14	0	1	1	24	16	6	2	.381	.445	.826	4
	Columbus	.325	95	360	53	117	22	3	7	44	2	6	1	47	70	5	1	.461	*.399	.860	9
2017	CLEVELAND	.263	49	156	25	41	8	1	0	13	0	1	1	21	35	2	0	.327	.352	.679	3
	Columbus	*.350	85	309	56	108	17	1	5	33	2	2	1	60	56	1	2	.460	*.454	.914	4
	Cuban Totals	.277	131	314	61	87	10	1	3	41	14	1	8	65	54	10	5	.412	.344	.756	13
	Minor Lge. Totals	.315	418	1531	226	483	61	15	23	184	9	14	9	258	247	23	15	.420	.414	.834	49
	CLEVELAND TOTALS	.263	49	156	25	41	8	1	0	13	0	1	1	21	35	2	0	.327	.352	.679	3
	American League	.263	49	156	25	41	8	1	0	13	0	1	1	21	35	2	0	.327	.352	.679	3
	National League	--	--	--	--	--	--	--	--	--	--	--	--	--	--	--	--	--	--	--	--
	M.L. TOTALS	.263	49	156	25	41	8	1	0	13	0	1	1	21	35	2	0	.327	.352	.679	3

CAREER TRANSACTION

2013 Signed as a Free Agent with the Cleveland Indians, 9/20.

FIELDING BY POSITION

PCT	2017								CAREER						
	G	PO	A	E	TC	DP	PCT		G	PO	A	E	TC	DP	
.972	40	19	50	2	71	8	Third Base	.972	40	19	50	2	71	8	
.667	3	2	-	1	3	-	Outfield	.667	3	2	-	1	3	-	
.959	43	21	50	3	74	8	Totals	.959	43	21	50	3	74	8	

2017 Season Highlights

- ◆ Split the season between Cleveland and AAA Columbus, opening the season on the Major League roster after a torrid spring training and finished the season with a strong six weeks at the Major League level...Hit .458 (22/48) in Spring Training with 2 HR and 15 RBI (1.252 OPS) and made the club out of spring training as was the club's Opening Day third baseman...Collected his first Major League hit in his third at bat of his Major League debut on April 3 at Texas, a double off Yu Darvish...Hit .236 (13/55) with 9 runs, 1 2B, 2 RBI in 15 games in his first stint before being optioned to Columbus on April 21 when Jason Kipnis returned from the D.L...Was also with Cleveland, May 8-15, going 0-for-9 in 3 games...Recalled for a third and final time on August 22 and spent the rest of the season at Major League level.
- ◆ Around his tenure in Cleveland, he batted .350 (108/309) in Columbus with 56 runs, 17 2B, 1 3B, 5 HR & 33 RBI in 85 games (.454/.460/.914)...At the time of August 22 recall he was leading the International League in on-base pct. (.454) and batting average and was third in OPS (.914) and tied for sixth in walks (60)... He batted .371 (33/89) off LHP and hit .321 (16/57) with runners on base...At AAA he appeared in 42 games in third, 21 games in left field, 9 games in right field and 1 game at second base.
- ◆ With Cleveland he made 37 starts at third base, 5 starts at DH and 3 starts in left field...Made 2 errors in 71 total chances at third base (.972)...Enjoyed a career-game on August 24 vs. Boston, going 4-for-4 with 4 runs, 2 doubles, a triple and 2 RBI (single-game bests in hits, doubles, runs)...Walked or hit safely in 35 of 45 starts...From August 24 thru the end of his season he batted .326 (28/86) with 16 runs, 7 2B, 1 3B & 10 RBI in 29 games to end the season...Over his last stint in August and September he batted .304 (28/92) with 16 runs, 7 2B, 1 3B & 10 RBI in 31 games (.407/.810)...Diaz did not draw a walk in his last 53 PA's dating back to Sept. 7...Appeared in 11 games for Caracas in the VVWL (10/30) before being shutdown on Nov. 26 with groin/abdominal soreness.

Pro Career


- ◆ 2016 Had an outstanding season in his third campaign in the Indians organization, leading the International League in on-base pct (.399) while participating in the MLB *SiriusXM* Futures Game in July...Was named Int'l League Rookie of the Year...Also finished among Int'l League leaders in average (2nd, .325) and OPS (3rd, .860)...Among org. leaders he finished 2nd in batting average (.318) and on-base pct. (.408) and 3rd in OPS (.854), 4th in hits (141) and tied for 5th in walks (71)...Was named an **MLB.com** organizational All-Star...Combined on the year he batted .318 (141/444) with 66 runs, 22 2B, 4 3B, 9 HR and 58 RBI in 121 games between AA Akron and AAA Columbus...Was promoted from Akron to Columbus on 5/12... Reeled off a 28-game hitting streak from 7/6-8/10, the longest hitting streak in the IL since 2007 (Brandon Watson 43-games)...Combined on the year he appeared in 52 games at third base, 28 games in right field, 24 games in left field, 5 games at second base and 1 game in center field...After the season he hit .371 (56/151) in 40 games in the Venezuelan Winter League for Caracas (.451/.510/.961)...Was second in the league in on-base and average and third in OPS...Rated by **Baseball America** as having the best strike zone discipline in the system.
- ◆ 2015 Spent most of the year at AA Akron where he was named a Midseason and Postseason Eastern League All-Star, was an organizational All-Star according to **MLB.com** and participated in the Arizona Fall League to conclude the season...His 153 hits were the 2nd-most by an Indians Minor League player since 2008 (Kipnis 159 in 2010) as he led all Indians Minor League players in hits, average and on-base pct...Among Eastern League leaders he ranked first in walks and on-base pct. and finished 4th in OPS and batting average and 3rd in hits...Ended the season in Triple-A Columbus and helped lead them to the Int'l League title, batting .243 (9/37) with 3 R, 2 2B, 1 HR & 3 RBI in all 10 games...After the season batted .246 (15/61) in AFL with Scottsdale with 2 2B, 1HR, 7 RBI in 18 games.
- ◆ 2014 Spent first professional season at Class-A Carolina...Was injured early in the season (broken wrist), finished the season with a .286 batting average and was tabbed as the best defensive third baseman in the Carolina League by **Baseball America**.

Personal/Miscellaneous

Full name YANDY DÍAZ (Fernández)...Single... Father, Jorge Diaz, also defected from Cuba and played in the Rangers Minor League system in 2000...Played professionally in Cuba and was a member of the Cuban National Team for several years... Enjoys playing soccer ... Attended Roberto Mederos High School ...Enjoys watching TV, listening to Cuban music, and working out ... Favorite players as a kid were Eduardo Paret, José Reyes and Yoenis Céspedes...2018 Tribe Fest participant.

DIAZ'S CAREER GAME HIGHS

HITS: 4, August 24, 2017 vs. BOS; RUNS: 4, August 24, 2017 vs. BOS; DOUBLES: 2, August 24, 2017 vs. BOS; HR: N/A; Multi-HR Games: N/A; RBI: 2, two times, last August 30, 2017 @NYY (Game 2); SB: 1, two times, last September 16, 2017 vs. KC; BB: 2, five times, last September 6, 2017 @CWS; HITTING STREAK: 7 games, August 27 - September 4, 2017; GRAND SLAMS: N/A; LEAD-OFF HR: N/A; "WALK-OFF" HR: N/A; PINCH-HIT HR: N/A.



Edwin Encarnacion

10

Age: 35, born January 7, 1983 in La Romana, Dominican Republic

Resides: La Romana, DR

Position: First Base/Designated Hitter

Bats: R

Throws: R

Height: 6-1

Weight: 230

ML Service: 12 + 085

Contract Status: Signed thru 2019 with a club option for 2020

Acquired: January 5, 2017; Signed by Cleveland as a Major League Free Agent.

YEAR	CLUB	AVG	G	AB	R	H	2B	3B	HR	RBI	SH	SF	HB	BB	SO	SB	CS	SLG	OBP	OPS	E
2001	Savannah	.306	45	170	23	52	9	2	4	25	1	2	2	12	34	3	3	.453	.355	.808	12
	Billings	.261	52	211	27	55	8	2	5	26	0	2	0	15	29	8	1	.389	.307	.696	23
	Dayton	.162	9	37	2	6	2	0	1	6	0	0	0	1	5	0	1	.297	.184	.482	1
2002	Dayton	.282	136	518	80	146	32	4	17	73	0	6	7	40	108	25	7	.458	.338	.796	25
2003	Potomac	.321	58	215	40	69	15	1	6	29	1	3	1	24	32	7	1	.484	.387	.871	17
	Chattanooga	.272	67	254	40	69	13	1	5	36	0	5	3	22	44	8	3	.390	.331	.721	23
2004	Chattanooga	.281	120	469	73	132	35	1	13	76	1	3	0	53	79	17	3	.443	.352	.796	25
2005	Louisville	.314	78	290	44	91	23	0	15	54	0	3	4	33	53	7	2	.548	.388	.936	19
	Cincinnati	.232	69	211	25	49	16	0	9	31	0	0	3	20	60	3	0	.436	.308	.744	10
2006	Cincinnati	.276	117	406	60	112	33	1	15	72	0	3	13	41	78	6	3	.473	.359	.831	25
	Louisville	.306	10	36	6	11	3	0	1	1	0	0	0	2	11	0	0	.472	.342	.814	1
2007	Cincinnati	.289	139	502	66	145	25	1	16	76	0	1	14	39	86	8	1	.438	.356	.794	16
	Louisville	.413	11	46	12	19	3	0	3	7	0	0	0	1	4	1	0	.674	.426	1.099	3
2008	Cincinnati	.251	146	506	75	127	29	1	26	68	0	5	10	61	102	1	0	.466	.340	.807	23
2009	Cincinnati	.209	43	139	10	29	6	1	5	16	0	0	2	24	38	1	1	.374	.333	.707	4
	Louisville	.270	11	37	5	10	1	0	2	8	0	0	0	8	6	0	0	.459	.400	.859	1
2010	Toronto	.240	42	154	25	37	5	1	8	23	0	3	3	13	29	1	0	.442	.306	.748	7
	Toronto	.244	96	332	47	81	16	0	21	51	0	4	2	29	60	1	0	.482	.305	.787	18
	Dunedin	.100	3	10	2	1	0	0	1	1	0	0	1	2	3	0	0	.400	.308	.708	0
Las Vegas	.438	7	32	9	14	2	0	3	13	0	0	1	2	2	0	0	.781	.486	1.267	5	
2011	Toronto	.272	134	481	70	131	36	0	17	55	0	3	3	43	77	8	2	.453	.334	.787	12
2012	Toronto	.280	151	542	93	152	24	0	42	110	0	7	11	84	94	13	3	.557	.384	.941	4
2013	Toronto	.272	142	530	90	144	29	1	36	104	0	5	4	82	62	7	1	.534	.370	.904	8
	Toronto	.268	128	477	75	128	27	2	34	98	0	1	2	62	82	2	0	.547	.354	.901	8
2014	Toronto	.250	2	4	0	1	0	0	0	0	0	0	0	0	1	0	0	.250	.250	.500	--
	Buffalo	.250	2	8	1	2	0	0	1	4	0	0	0	0	0	0	0	.625	.250	.875	0
2015	Toronto	.277	146	528	94	146	31	0	39	111	0	10	9	77	98	3	2	.557	.372	.929	3
2016	Toronto	.263	160	601	99	158	34	0	42	#127	0	8	5	87	138	2	0	.529	.357	.886	2
2017	CLEVELAND	.258	157	554	96	143	20	1	38	107	0	5	5	104	133	2	0	.504	.377	.881	1
Minor Lge. Totals		.290	611	2337	364	678	146	11	77	359	3	24	19	215	411	76	21	.461	.352	.812	155
CLEVELAND TOTALS		.258	157	554	96	143	20	1	38	107	0	5	5	104	133	2	0	.504	.377	.881	1
American League		.267	1156	4199	689	1120	222	5	277	786	0	46	44	581	773	39	8	.520	.358	.878	63
National League		.262	514	1764	236	462	109	4	71	263	0	9	42	185	364	19	5	.449	.345	.794	78
M.L. TOTALS		.265	1670	5963	925	1582	331	9	348	1049	0	55	86	766	1137	58	13	.499	.354	.853	141

CAREER TRANSACTIONS

- 2000 Selected by the Texas Rangers in the 9th round of the June draft. Signed 6/12.
- 2001 Traded by the Texas Rangers with Ruben Mateo to the Cincinnati Reds for Rob Bell, 6/15.
- 2006 DL - sprained left ankle, 6/9-7/5...rehab AAA Louisville, 6/29-7/5.
- 2009 DL - fractured left wrist, 4/28-7/2...rehab AAA Louisville, 6/21-7/2.
- 2009 Traded by the Cincinnati Reds with Josh Roenicke and Zach Stewart to the Toronto Blue Jays for Scott Rolen, 7/31.
- 2009 DL - strained left hamstring, 8/21-9/5.
- 2010 DL - strained right shoulder, 4/15-5/17...rehab AAA Dunedin 5/14-17.
- 2010 DL - left wrist sprain, 8/29-9/12...rehab AA New Hampshire, 9/10-12.
- 2010 Selected off waivers by the Oakland Athletics from the Toronto Blue Jays, 11/12. Granted Free Agency, 12/2.
- 2010 Signed as a Free Agent with the Toronto Blue Jays, 12/16.
- 2013 DL - left wrist sprain, 9/16-remainder of season.
- 2014 DL - strained right quadriceps, 7/7-8/15...rehab A Dunedin, 8/9-11...rehab AAA Buffalo, 8/12-14.
- 2016 Granted Free Agency, 11/3.
- 2017 Signed as a Free Agent with the Cleveland Indians, 1/5.

WORLD BASEBALL CLASSIC RECORD

YEAR	CLUB	AVG	G	AB	R	H	2B	3B	HR	RBI	SH	SF	HBP	BB	SO	SB	CS	E
2013	Dominican Republic	.250	8	28	3	7	1	0	0	6	0	0	0	3	8	0	0	0

POSTSEASON RECORD

YEAR	CLUB	AVG	G	AB	R	H	2B	3B	HR	RBI	SH	SF	HBP	BB	SO	SB	CS	E
2015	TOR (ALDS vTEX)	.333	5	18	3	6	1	0	1	3	0	0	0	5	1	0	0	0
	TOR (ALCS vKC)	.227	6	22	2	5	1	0	0	2	0	0	0	2	7	0	0	0
2016	TOR (ALWC vBAL)	.250	1	4	1	1	0	0	1	3	0	0	0	1	1	0	0	0
	TOR (ALDS vTEX)	.417	3	12	4	5	0	0	2	4	0	0	0	2	0	0	0	0
	TOR (ALCS vCLE)	.211	5	19	0	4	1	0	0	2	0	0	0	1	4	0	0	0
2017	CLE (ALDSvNYY)	.000	3	7	1	0	0	0	0	0	0	0	1	1	3	0	0	0
TOTALS		.256	23	82	11	21	3	0	4	14	0	0	1	12	16	0	0	0

ALL-STAR GAME RECORD

YEAR	CLUB	AVG	G	AB	R	H	2B	3B	HR	RBI	SH	SF	HBP	BB	SO	SB	CS	E
2013	Toronto (at NYM)	.000	1	2	0	0	0	0	0	0	0	0	0	0	0	0	0	0
2014	Toronto (at MIN)	-INJURED/DID NOT PLAY-																
2016	Toronto (at SD)	.000	1	1	1	0	0	0	0	0	0	0	0	1	0	0	0	0
TOTALS		.000	2	3	1	0	0	0	0	0	0	0	0	1	0	0	0	0

FIELDING BY POSITION

2017							CAREER						
PCT	G	PO	A	E	TC	DP	PCT	G	PO	A	E	TC	DP
-	-	-	-	-	-	-	Third Base	.934	674	491	1130	114	1735
.994	23	152	10	1	163	16	First Base	.992	411	3337	187	27	3551
-	-	-	-	-	-	-	Outfield	1.000	5	5	0	0	5
.994	23	152	10	1	163	16	Totals	.973	1090	3833	1317	141	5291

Career Highlights

- ◆ Has hit at least 30 home runs in each of the last six seasons, the lone Major League player to accomplish the feat and the first MLB hitter with at least six straight seasons of 30-or-more homers since Miguel Cabrera (2007-13)...Drove in a career-high 127 runs in 2016, tying for the American League lead with David Ortiz...Is a three-time American League All-Star, all three coming in the last five seasons...Has hit the most homers (231) and RBI (657) in the Major Leagues since the 2012 season...Enjoyed 1500th career hit on June 19 at Baltimore, becoming the 10th Dominican-born players with 300HR/1500 hits/1000 RBI)... 1000th career RBI/10th career grand slam/sixth career walk-off home runs, July 25 vs. LA Angels (Norris)...Is fifth among active players in career home runs (348) & 9th in RBI (1049)... His five seasons of 35+HR/100+RBI ranks T2nd most among all active players in MLB (Albert Pujols-8, Miguel Cabrera-5, Jose Bautista-4, Ryan Howard-4).

2017 Season Highlights

- ◆ Enjoyed a solid season in his first campaign with the Indians after signing a Major League free agent contract in January...Collected a career-high 104 walks and led the team in home runs and RBI, hitting 20 HR with 59 RBI in the 2nd half...Season got off to a pedestrian start, hitting .198 (26/131) with 2 2B, 5 HR and 12 RBI over his first 37 games with the club (.670 OPS)...From May 16 thru the end of the season he batted .277 (117/423) with 83 runs, 18 doubles, 33 home runs and 95 RBI over the final 120 of the season (.946 OPS)...Enjoyed his sixth straight 30-homer campaign since 2012, the only MLB hitter to do so over that stretch.
- ◆ His 38 home runs were the most by an Indians hitter since Travis Hafner in 2006 (42)...Became only 5th player in Indians history with 30+ HR, 90+ RBI, 90+ runs and 100+ walks in a season (Hafner 2006, Thome 6x, Thornton 1982 and A.L. Rosen 1950)... Full list of Tribe players to ever have 100 RBI/100 BB in the same season: Encarnacion, Travis Hafner (2006-07), Jim Thome (6x), Andre Thornton (1982), A.L. Rosen (1950)... Edwin, Thornton and Rosen are the only right-handed hitters...Drove in RBI 100/101 on Sept. 26 vs. Minnesota.
- ◆ Made 132 starts at designated hitter and 23 starts at first base... Enjoyed three 2-homer games in 2017, May 23 at Cincinnati, June 18 at Minnesota and August 14 at Boston...Now owns 17 multi-homer games since 2014, the 2nd-highest total in MLB behind Giancarlo Stanton's 19...Owns 28 career multi-home run games...Recorded 8th career 4-hit game on July 6 vs. San Diego and enjoyed three games of 4 runs scored this season (has 7 such games in his career)...Reached base safely 5 times on June 15 vs. the LA Dodgers (3 hits, BB, HBP).

2017 AMERICAN LEAGUE OVERALL RANKINGS		
Category	Rank	#
Home Runs	T5th	38
RBI	5th	107
On-base pct.	7th	.377
Times on base	T4th	252
Walks	2nd	104
OPS	13th	.881
SLG pct.	19th	.504
AB/HR	9th	14.6
Runs	T11th	96
Games	T9th	157
Total Bases	20th	279

- ◆ Had a big second half, hitting .252 (62/246) with 9 2B, 20 HR and 59 RBI in 72 games (.913 OPS, see box at right)...Also ranked 15th in the American League in OPS after the break...From August 11 thru the end of the season he hit 16 HR with 43 RBI over his last 47 games...Heated up again in late August, hitting .320 (33/103) from August 30-on with 20 runs, 5 2B, 8 HR and 31 RBI over his last 29 games...Hit 12 homers on the road in the 2nd half and has 45 road homers over the last two years...Reached base safely in 32 straight games (hit/walk), August 6-Sept. 9, the longest streak by an Indians batter this season.
- ◆ Batted .269 (74/275) with runners on base for the season...Hit just .218 (17/78) off left-handed pitching in the second half...Batted .322 (29/90) with 24 runs, 7 HR & 20 RBI in June...Ranked 7th in the A.L. in OPS and T3rd in runs for the month... Batted .381 (16-for-42) with runners on base over the last 30 days of the season.

AMERICAN LEAGUE 2017 2nd Half Home Runs	
1. Josh Donaldson (TOR)	24
2. Nelson Cruz (SEA)	22
Aaron Judge (NYY)	22
4. Brian Dozier (MIN)	21
5. Edwin Encarnacion (CLE)	20
three others tied w/20	
2017 A.L. 2nd Half RBI	
1. Edwin Encarnacion (CLE)	59
2. Justin Upton (2tm)	55
Nick Castellanos (DET)	55
4. Josh Donaldson (TOR)	53

Pro Career

- ◆ 2016 Ranked tied for second in the Majors with 127 behind Nolan Arenado's 133 and tied for third with 42 home runs...His 42 home runs matched his career best (2nd time, T6th highest in a season in team history)...76 of his career-high 158 hits went for extra bases (34-2B, 42-HR), including 53.6% of his hits vs. lefties (15 of 28 hits)...Became the 3rd player in club history with multiple 40+HR seasons and four seasons of 35+HR/100+RBI (Carlos Delgado, Jose Bautista)...Is also the only player in the Majors with 30-HR/100-RBI in four of the last five seasons...Also collected career-bests in extra-base hits, total bases (318) and runs scored (99)...Enjoyed four multi-homer games on the season, the last of which came on 9/11 vs. Boston...Became the first player in the Majors to reach 100-RBI (8/16)...Hit his 300th career home run on 8/12 vs. Houston - a solo shot off Will Harris in the 9th inning... His 80 RBI prior to the break led the Majors and were the most he has recorded in a first half...His 30 RBI in June were the most in A.L. - 4th player in club history to record that many RBI in the month of June...Hit six home runs over a six game span from 6/10-16...On 6/10 vs. Baltimore, hit his 5th career walk-off HR, 4th with Toronto...His five walk-off HR are the most in franchise history...That walk-off HR snapped a 0-for-19 hitless steak...Became the 1st player in club history to end a hitless streak of at least 19 AB on a walk-off HR... The last player in the Majors to have done that was Phil Nevin on 5/25/06 (0-for-19)... On 5/5 vs. Texas recorded his 3rd, 6+ RBI game as a Blue Jay, joining Bell and Adam Lind for most in club history...Recorded an OPS of at least .817-or-higher over each of the last five months of the season...Hit a walk-off, 3-run home run in the A.L. Wildcard vs. Baltimore in the 11th inning (off Ubaldo Jimenez) and hit .417 (5/12) w/ 2 HR 7 4 RBI in the ALDS vs. Texas.
- ◆ 2015 Was named A.L. Player of the Month for August...Led the Majors in AVG (.407), SLG (.919), XBH (22), TB (79), OPS (1.379)...The .919 SLG & 1.379 OPS are the highest for any month in club history...His .919 slugging pct. ranks as the 9th highest in the month of August in MLB history...It was the highest slugging % in the month of August since Barry Bonds in 2004 (1.000)...His 1.367 August OPS represents a mark reached by only three others in a calendar month (min. 100 PA) over last 10 season...Marked the 2nd time in his career to receive A.L. Player of the Month honors...Hit home runs in four consecutive games (9/28-10/3) for the fourth time in his career...Had his club record 44-game on base streak snapped 9/18 ...Recorded his 2nd career 3-HR game 8/29 vs. DET...Hit his 3rd grand slam of the season becoming the 3rd player in franchise history to record 3 grand slams in one season (Delgado-1997, Fletcher-2000)... Drove in 9 runs matching the club record set by Roy Howell 9/10/77...Was the first Blue Jay since Jose Bautista (2010) to record 13, 3+RBI games in a season...Had his career-high 26G hit streak snapped 9/1 vs. CLE... It was the longest such streak in MLB in 2015...That streak is T2nd for the longest hitting streak in club history behind Shawn Green's 28G streak in 1999... Hit his first career Postseason home run in game five of the ALDS vs. TEX... Ranked T3rd in walks through the first two rounds of the playoffs with seven...His three intentional walks were the most through the LDS and LCS rounds among all MLB players and set a record for most issued to a Blue Jays player in the Postseason in club history.

2016 AMERICAN LEAGUE RANKINGS		
Category	Rank	#
RBI	T1st	127
Homers	T3rd	42
Walks	T6th	87
OPS	10th	.886
EB hits	6th	76
MVP	14th	7
Games	T6th	160
Plate Apps	7th	702
Sac Flies	T3rd	8
At Bat/HR	6th	14.3
Runs Created	T10th	113

MAJOR LEAGUE LEADERS, LAST SIX SEASONS (2012-2017) HOME RUNS	
1. Edwin Encarnacion	231
2. Chris Davis	223
3. Nelson Cruz	217
4. Giancarlo Stanton	211
5. Mike Trout	196
RBI	
1. Edwin Encarnacion	550
2. Miguel Cabrera	569
3. Paul Goldschmidt	601
4. Nelson Cruz	591
5. Albert Pujols	589
SLUGGING PCT.	
1. Mike Trout	.572
2. Giancarlo Stanton	.564
3. Miguel Cabrera	.549
4. Edwin Encarnacion	.537
5. Paul Goldschmidt	.534

ENCARNACION'S FAVORITES
Favorite Movie: Rush Hour
Favorite Group/Artist: Shakira
Favorite Athlete Growing Up: Michael Jordan
Person Who Has Most Influenced You: Dad
Favorite Road City: Chicago
Favorite Road Stadium: Yankee Stadium
Favorite Thing Away From Baseball: Going back home to spend time with family
Favorite TV Show: First Take

- ◆ **2014** Named to second straight A.L. All-Star team, but did not play due to injury... From 5/15-29, had 12 HR in 14G... It was just the 5th time since 2001 that someone has hit 12 HR in 14G (Troy Tulowitzki-2010, Ryan Howard-2006, Sammy Sosa & Barry Bonds in 2001)... Had four multi-HR games over that time (14G), becoming just the 5th player in MLB history to accomplish that feat in that time...Had 16 HR in May (1st in MLB) and 33 RBI (2nd in MLB)...The 16 HR in May set a new franchise record for most in a calendar month (Bautista, 14 in June 2012)...The 33 RBI in May career-high for most RBI in a month, also sets a new Blue Jays record for most RBI in May surpassing George Bell's mark of 31 in 1987...1st player to hit 14+ HR in May in one season after hitting no more than 2-HR that year through the end of April...The 16-HR was the most hit in any month since Sammy Sosa hit 17-HR in August, 2001...The 33-RBI recorded in May by Edwin was the most in club history for that month & was one shy of the franchise mark in any calendar month held by Carlos Delgado (34-RBI in June, 2003)...No other player in MLB history who hit fewer than 3-HR during April, reached the 20-HR mark as quickly as he did...By hitting his 20th HR on 6/9, he surpassed the previous record by two days & that mark was a part of baseball history...Recorded his 5th multi-HR game in May over a 21-game span on 5/29 vs. KC...The five multi-homer games tied a MLB record for most multi-HR games in any calendar month (Albert Belle: Sept. 1995 & Harmon Killebrew: May 1959).
- ◆ **2013** Named to first A.L. All-Star team... Became the 1st player in club history to finish a season with at least 35-HR (36), fewer than 65 strikeouts (62) & had more walks (82) than strikeouts...The last player in the majors to accomplish this was Albert Pujols in 2011 (37-HR, 61-BB, 58-SO)...Was the 1st A.L. player to do so since Frank Thomas (CWS) in 1994 (38-HR, 109-BB, 61-SO)... Became the 1st Blue Jays player to hit two home runs in the same inning (7th inning) on 7/26 vs. HOU since Joe Carter accomplished the feat in 1993... Became the 1st Blue Jay in club history to record five RBI...Ranked as the 4th hardest player to SO in the A.L. in 2013...Collected his 1,000th career hit 8/31 vs. KC.
- ◆ **2012** One of six players in the Major Leagues to have hit 40+ HR...21 of his 42 home runs have come with two strikes which led the Majors, with 10 of his 42 homers coming on a 1-2 pitch... Among A.L. hitters ranked 1st in HR/AB (12.90), 3rd in OPS (.941), T3rd in RBI (110), 4th in HR (42), 5th in SLG (.557), OBP (.384), 7th in BB (84) and T10th in XBH (66)... One of six players in the Major Leagues to have hit 40+ HR in 2012.
- ◆ **2011** His 36 doubles led the club, ranking 14th in the A.L. and was the highest number of doubles in the A.L. for anyone with under 500 at-bats
- ◆ **2010** Was optioned to Las Vegas (AAA) 6/20 and then outrighted 6/21... Cleared waivers and was signed by Oakland but returned to club prior to 2011 season after Oakland waived him in off-season...Hit his 100th career HR on 10/3 at Minnesota.
- ◆ **2008** Ranked 2nd on the Reds in home runs (26) behind Adam Dunn's 32.
- ◆ **2007** On 5/5 vs. COL, hit his first career pinch-hit HR (off Aaron Cook)... On 8/31 at STL hit an inside-the-park HR (off Anthony Reyes), the first of his career and the first in the 2-year history of new Busch Stadium.
- ◆ **2005** On 6/24 at CLE made his Major League debut in a start at 3B (0-4, 2K)... Appeared primarily at 3B through the 2009 season before splitting time at 1B/3B/DH in 2010... Since 2011 has played almost exclusively at 1B/DH...First career homer came on 7/29 at SD (Breslow) and first career base hits was on 7/1 vs. HOU (Petitte).

CAREER LEAGUE LEADERS

Offensive WAR

2012 A.L. 5.5 (6th)
2013 A.L. 4.6 (10th)
OPS

2012 A.L. .941 (3rd)
2013 A.L. .904 (5th)
2014 A.L. .901 (5th)
2015 A.L. .929 (5th)
2016 A.L. .886 (10th)

Total Bases

2015 A.L. 294 (8th)
On-Base pct.

2012 A.L. .384 (5th)
2015 A.L. .372 (8th)
2017 A.L. .377 (8th)

Slugging pct.

2012 A.L. .557 (5th)
2013 A.L. .534 (5th)
2014 A.L. .547 (4th)
2015 A.L. .557 (5th)

Runs Scored

2015 A.L. 94 (T10th)

Home Runs

2012 A.L. 42 (4th)
2013 A.L. 36 (3rd)
2014 A.L. 34 (7th)
2015 A.L. 39 (7th)
2016 A.L. 42 (T3rd)
2017 A.L. 38 (T5th)
Active 348 (5th)

Runs Batted In

2012 A.L. 110 (T3rd)
2013 A.L. 104 (6th)
2014 A.L. 98 (T10th)
2015 A.L. 111 (4th)
2016 A.L. 127 (T1st)
2017 A.L. 107 (5th)
Active 1,049 (9th)

Bases on Balls

2012 A.L. 84 (7th)
2013 A.L. 82 (4th)
2015 A.L. 77 (T6th)
2016 A.L. 87 (T6th)
2017 A.L. 104 (2nd)

Extra-Base Hits

2012 A.L. 66 (T10th)
2013 A.L. 66 (T9th)
2014 A.L. 63 (9th)
2015 A.L. 70 (8th)
2016 A.L. 76 (6th)

Personal/Miscellaneous

Full name EDWIN ELPIDIO ENCARNACION...Married, Karen...One son, Edwin, Jr...

Twitter: @Encadwin...Attended Manuel Toro High School in Caguas, Puerto Rico... In three consecutive seasons participated in Major League Baseball's All-Star Futures Game (2003-05)...2017 Tribe Fest participant...Through "Edwin's Squad" - regularly hosts families and children from the Cleveland Clinic's children hospital for home games...This includes viewing batting practice on field, game tickets in the Club Lounge and Indians gear.

MOST HOME RUNS, MONTH OF MAY, MLB HISTORY	
1. Barry Bonds, SF	17 2001
2. Edwin Encarnacion, TOR	16 2014
Mickey Mantle, NYY	16 1956
Mark McGwire, STL	16 1998

ENCARNACION'S CAREER GAME HIGHS

HITS: 4, eight times, last July 6, 2017 vs. SD (with CLE); **RUNS:** 4, six times, last July 6, 2017 vs. SD (with CLE); **DOUBLES:** 3, July 20, 2010 @KC (with TOR); **HR:** 3, two times, last August 29, 2015 vs. DET (with TOR); **MULTI-HR GAMES:** 28, last August 14, 2017 @BOS (with CLE); **RBI:** 9, August 29, 2015 vs. DET (with TOR); **BB:** 4, September 2, 2014 @TB (with TOR); **SB:** 2, six times, last July 20, 2013 vs. TB (with TOR); **HITTING STREAK:** 26 games, July 26-August 31, 2015 (with TOR); **GRAND SLAMS:** 10, last July 25, 2017 vs. LAA (Norris, with CLE, walk-off); **LEAD-OFF HR:** n/a; **"WALK-OFF" HR:** 5, last July 25, 2017 vs. LAA (Norris, with CLE, grand slam); **PINCH-HIT HR:** 2, last May 16, 2015 @HOU (Gregerson); **INSIDE-THE-PARK HR:** 1, August 31, 2007 vs. STL (Reyes); **EJECTIONS:** 4, last July 1, 2016 vs. CLE (with TOR)



Stephen Fife

Age: 31, born October 4, 1986 in Fresno, CA

Resides: Glendale, AZ

Position: Pitcher

Bats: R

Throws: R

Height: 6-3

Weight: 230

ML Service: 1 + 010

Contract Status (Options remaining): Signed thru 2018 (0)

Acquired: February 2018; Signed by Cleveland to a Minor League free agent contract.

YEAR	CLUB	W-L	ERA	G	GS	CG	SHO	SV	IP	H	R	ER	HR	HB	BB	SO	WP	BK	OPPONENTS		
																			AVG	SLG	OBP
2008	Lowell	1-1	2.33	14	0	0	0	2	38.2	28	14	10	1	4	11	41	7	0	.196	.238	.272
2009	Greenville	0-3	2.70	8	8	0	0	0	36.2	32	13	11	1	0	4	35	3	0	.230	.302	.250
	Salem	3-2	4.44	10	10	0	0	0	50.2	58	28	25	7	2	10	51	1	0	.283	.459	.321
2010	Portland	8-6	4.75	26	26	0	0	0	136.1	144	84	72	11	5	46	82	6	4	.272	.426	.332
	Portland	11-4	3.66	19	18	0	0	0	103.1	107	47	42	7	6	37	70	4	0	.270	.406	.338
2012	Chattanooga	3-0	4.01	6	6	0	0	0	33.2	36	18	15	2	1	15	25	0	0	.271	.368	.347
	Albuquerque	11-7	4.66	25	24	0	0	0	135.1	157	85	70	13	10	44	93	10	1	.290	.410	.352
2013	Los Angeles-NL	0-2	2.70	5	5	0	0	0	26.2	25	8	8	2	2	12	20	4	0	.255	.347	.348
	Albuquerque	2-4	6.03	10	8	0	0	0	37.1	46	31	25	3	4	21	33	4	0	.307	.393	.403
	Los Angeles-NL	4-4	3.86	12	10	0	0	0	58.1	69	29	25	7	5	20	45	6	0	.304	.445	.370
2014	Rancho Cucamonga	0-1	6.75	1	1	0	0	0	4.0	6	4	3	1	0	1	3	0	0	.333	.722	.368
	Albuquerque	2-2	7.01	11	9	0	0	0	43.2	65	35	34	2	2	15	27	3	0	.351	.476	.402
	Los Angeles-NL	0-0	6.00	1	1	0	0	0	6.0	7	4	4	3	1	1	5	0	0	.280	.680	.333
	AZL Dodgers	0-0	1.50	1	1	0	0	0	6.0	3	1	1	1	0	0	5	0	0	.136	.318	.136
2015	----INJURED, DID NOT PITCH----																				
2016	Iowa	0-2	4.61	7	7	0	0	0	27.1	28	14	14	1	1	10	25	1	0	.267	.390	.333
	AZL Cubs	0-0	4.50	3	3	0	0	0	8.0	9	5	4	0	1	3	5	0	0	.281	.375	.351
2017	New Orleans	4-3	3.97	12	12	0	0	0	65.2	76	33	29	4	1	18	52	4	0	.293	.429	.342
	Seibu (Japan)	1-1	6.86	5	5	0	0	0	21.0	32	17	16	2	2	13	11	0	0	--	--	--
Minor Lge. Totals		45-35	4.40	153	133	0	0	2	726.2	795	412	355	54	37	235	547	43	5	.278	.405	.338
CLEVELAND TOTALS		--	--	--	--	--	--	--	--	--	--	--	--	--	--	--	--	--	--	--	--
American League		--	--	--	--	--	--	--	--	--	--	--	--	--	--	--	--	--	--	--	--
National League		4-6	3.66	18	16	0	0	0	91.0	101	41	37	12	8	33	70	10	0	.289	.434	.361
M.L. TOTALS		4-6	3.66	18	16	0	0	0	91.0	101	41	37	12	8	33	70	10	0	.289	.434	.361

CAREER TRANSACTIONS

- 2008 Selected by the Boston Red Sox (85th overall) in the 3rd round of the June draft. Signed 6/10.
- 2011 Traded as part of a 3-team trade by the Boston Red Sox with Juan Rodriguez and Tim Federowicz to the Los Angeles Dodgers. The Los Angeles Dodgers sent Trayvon Robinson to the Seattle Mariners. The Boston Red Sox sent Chih-Hsien Chiang to the Seattle Mariners. The Seattle Mariners sent Erik Bedard and Josh Fields to Boston, 7/31.
- 2013 DL - right shoulder inflammation, 4/22-5/29...rehab A Rancho Cucamonga, 5/28-29.
- 2013 DL - right shoulder inflammation, 7/7-8/3...rehab AAA Albuquerque, 7/22-8/3.
- 2014 DL - right elbow surgery, 9/16-remainder of season. Granted Free Agency, 11/4.
- 2015 Signed as a Free Agent with the Chicago Cubs, 12/12.
- 2016 Granted Free Agency, 11/7.
- 2016 Signed as a Free Agent with the Miami Marlins, 12/9.
- 2017 Released by the Miami Marlins, 6/16.
- 2018 Signed as a Free Agent with the Cleveland Indians, 2/2018.

FIELDING BY POSITION

PCT	G	PO	2017					DP	PCT	G	PO	CAREER				
			A	E	TC	A	E					TC	DP			
-	-	-	-	-	-	-	-	Pitcher	1.000	18	6	10	0	16	0	

PITCHERS HITTING

AVG	AB	2017			RBI	AVG	AB	CAREER		
		H	HR	RBI				H	HR	RBI
---	-	-	-	-	.111	27	3	-	-	

2017 Season Highlights

- ◆ Split the season between Triple-A New Orleans in the Miami organization and the Seibu Lions in Japan's Pacific League (June 20-end of season)... Signed with the Marlins in December and was a non-roster invitee in Major League camp... Was 3-1 with a 2.70 ERA over his last five starts with New Orleans (30.0IP, 25H, 9ER, 25SO) from May 18-June 12 before being released to pursue an opportunity in Japan.

Career Highlights

- ◆ 2016 Limited to 10 starts in the Cubs organization due to rehab from right elbow surgery the previous year... Also spent time on the disabled list with groin and oblique issues.
- ◆ 2015 Missed season recovering from "Tommy John" surgery...Surgery was performed by Dr. Neal ElAttrache in Los Angeles on 8/13/14.
- ◆ 2014 Last Major League appearance was 5/4 at Miami.
- ◆ 2013 Appeared in 12 games (10 starts) with Dodgers, going 4-4 with 3.04 ERA (53.1/18) as starter and 0-0 with 12.60 ERA (5.0/7) as reliever...Had two stints on 15-day disabled list, both with right shoulder bursitis: 4/22-5/30 and 7/7-8/4... Earned first Major League win on 6/3 vs. San Diego, surrendering one run on five hits over 5.1 innings.
- ◆ 2012 Made five starts over three stints with Dodgers, including Major League debut on 7/17 vs. Philadelphia...Allowed four hits, three walks and one run over 6.0 innings, while striking out one...Struck out career-best nine on 9/16 vs. St. Louis.
- ◆ 2011 Combined to go 14-4 with 3.74 ERA in 25 games between Double-A Chattanooga and Double-A Portland...Set career bests in wins, innings pitched (137.0) and strikeouts (95)...Named to Eastern League Midseason All-Star team with Portland after tying for league lead with 10 wins prior to break...Prior to being traded, led all Red Sox farmhands with 11 wins...Traded to Dodgers with C Tim Federowicz and RHP Juan Rodriguez on 7/31.
- ◆ 2010 Led Portland in wins (8), starts (26) and innings pitched (136.1)...Honored as Eastern League Midseason All-Star after posting 5-2 record and 3.83 ERA (87.0/37) prior to break..

Personal/Miscellaneous

Full name **STEPHEN J. FIFE**...Married, Alyssa...Two sons, Austin and Grant...Played in the 1999 Little League World Series...Played two seasons (2007-08) of college baseball at University of Utah and one at Everett Community College in Washington (2006)...Went 7-5 with a 3.72 ERA in 15 starts for the University of Utah as a junior in 2008, leading the team in wins, starts, innings and strikeouts...Father, Chris, played collegiate football at University of Hawaii...2005 graduate of Borah High School in Boise, ID...Born in Fresno, but spent most of his childhood in Boise.

FIFE'S CAREER GAME HIGHS

K's: 9, Sept. 16, 2002 vs. St. Louis; **BB:** 3, five times; **LONGEST RELIEF OUTING:** 3.0IP, September 14, 2013 vs. SF Giants; **HR:** 3, May 4, 2014 at Miami (last outing); **LAST WIN:** August 4, 2013 at Chicago-NL; **WINNING STREAK:** two games; June 25-30, 2013; **LOSING STREAK:** 2, two times, June 8-20, 2013; **ONLY SAVE:** n/a.



Yan Gomes

7

Age: 30, born July 19, 1987 in Mogi das Cruzes, Sao Paulo, Brazil

Resides: Knoxville, TN

Position: Catcher

Bats: R

Throws: R

Height: 6-2

Weight: 210

ML Service: 5 + 083

Contract Status: Signed thru 2019 with club options for 2020 and 2021.

Acquired: November 3, 2012; Acquired from the Toronto Blue Jays along with INF Mike Aviles in exchange for RHP Esmil Rogers.

YEAR	CLUB	AVG	G	AB	R	H	2B	3B	HR	RBI	SH	SF	HB	BB	SO	SB	CS	SLG	OBP	OPS	E
2009	GCL Blue Jays	.357	4	14	1	5	0	0	0	2	0	0	0	3	2	0	0	.357	.471	.828	0
	Auburn	.296	60	223	22	66	23	2	2	44	0	1	2	22	37	0	2	.444	.363	.807	2
2010	Lansing	.231	7	26	2	6	2	0	0	8	2	0	0	3	11	0	0	.308	.290	.598	0
	Dunedin	.275	68	233	37	64	21	1	9	40	0	1	4	9	64	0	0	.489	.312	.801	2
2011	Las Vegas	.214	4	14	1	3	1	0	0	1	0	0	0	1	4	0	0	.286	.267	.552	1
	New Hampshire	.250	79	276	34	69	18	1	13	51	0	4	4	25	75	0	0	.464	.317	.781	6
2012	Las Vegas	.328	79	305	44	100	29	1	13	59	0	2	2	25	72	4	0	.557	.380	.938	12
	Toronto	.204	43	98	9	20	4	0	4	13	1	3	3	6	32	0	0	.367	.264	.631	1
2013	Columbus	.300	6	20	2	6	4	0	0	3	0	0	0	4	4	0	0	.500	.417	.917	2
	CLEVELAND	.294	88	293	45	86	18	2	11	38	0	4	7	18	67	2	0	.481	.345	.826	3
2014	CLEVELAND	.278	135	485	61	135	25	3	21	74	0	6	3	24	120	0	0	.472	.313	.785	14
2015	CLEVELAND	.231	95	363	38	84	22	0	12	45	0	6	7	13	104	0	0	.391	.267	.659	3
	Lake County	.500	2	4	1	2	0	0	0	0	0	0	0	1	0	0	0	.500	.600	1.100	0
	Columbus	.333	4	12	2	4	0	0	0	1	0	1	1	1	3	0	0	.333	.400	.733	0
2016	CLEVELAND	.167	74	251	22	42	11	1	9	34	0	2	2	9	69	0	0	.327	.201	.527	3
	Akron	.444	3	9	3	4	1	0	0	2	0	0	0	1	2	0	0	.556	.500	1.056	--
2017	CLEVELAND	.232	105	341	43	79	15	0	14	56	1	2	8	31	99	0	0	.399	.309	.708	9
Minor Lge. Totals		.290	316	1136	149	329	99	5	37	211	0	11	13	95	274	4	2	.483	.348	.831	25
CLEVELAND TOTALS		.246	497	1733	209	426	91	6	67	247	1	20	27	95	459	2	0	.421	.292	.714	32
American League		.244	540	1831	218	446	95	6	71	260	2	23	30	101	491	2	0	.418	.291	.709	33
National League		--	--	--	--	--	--	--	--	--	--	--	--	--	--	--	--	--	--	--	--
M.L. TOTALS		.244	540	1831	218	446	95	6	71	260	2	23	30	101	491	2	0	.418	.291	.709	33

CAREER TRANSACTIONS

- 2008 Selected by the Boston Red Sox in the 39th round of the June draft, did not sign.
- 2009 Selected by the Toronto Blue Jays in the 10th round (310th overall) of the June draft, signed 6/19.
- 2012 Acquired by Cleveland with Mike Aviles from the Toronto Blue Jays for Esmil Rogers, 11/3.
- 2014 DL - concussion, 8/22-8/28.
- 2015 DL - right knee sprain, 4/12-5/23...rehab A Lake County, 5/15-16...rehab at AAA Columbus, 5/18-22.
- 2016 DL - separated right shoulder, 7/18-9/29...rehab AA Akron, 9/2-5 & 9/9-15...rehab AAA Columbus, 9/6-8.

FIELDING BY POSITION

PCT	2017								PCT	CAREER							
	G	PO	A	E	TC	DP	PB	G		PO	A	E	TC	DP	PB		
.991	103	938	60	9	1007	5	4	Catcher	.993	487	3973	288	32	4293	26	24	
-	-	-	-	-	-	-	-	First Base	.992	21	112	7	1	120	7	-	
-	-	-	-	-	-	-	-	Third Base	1.000	8	7	12	0	19	2	-	
-	-	-	-	-	-	-	-	Left Field	-	4	0	0	0	0	0	-	
.991	103	938	60	9	1007	5	4	Totals	.993	520	4092	307	33	4432	35	24	

POSTSEASON RECORD

YEAR	CLUB	AVG	G	AB	R	H	2B	3B	HR	RBI	SH	SF	HBP	BB	SO	SB	CS	E
2013	CLE (ALWC vTB)	.500	1	4	0	2	1	0	0	0	0	0	0	0	0	0	0	0
2016	CLE (WS vCHC)	.000	4	4	0	0	0	0	0	0	0	0	0	0	2	0	0	1
2017	CLE (ALDSvWYY)	.333	3	6	1	2	1	0	0	1	0	0	0	2	2	0	0	0
TOTALS		.286	8	14	1	4	2	0	0	1	0	0	0	2	4	0	0	1

2017 Season Highlights

- ◆ Bounced back offensively after a tough 2016 and provided his usual solid leadership behind the plate while throwing out 40% of baserunners attempting to steal off him (22 of 55 on the season), the top mark in MLB...Indians pitchers compiled an ERA of 3.36 (320 ER, 856 IP) with him behind the plate in 2017...Finished tied for 9th among American League catchers in walks (31) and 5th in RBI (56)... Drove in 56 runs on 79 base hits and teamed with Roberto Pérez to drive in 94 runs, the 5th-highest total among MLB catching tandems...Was a top-three finalist for the **Rawlings** Gold Glove Award.
- ◆ Started 96 games at catcher, appearing in 103 games behind the dish...Has now thrown out 32 of 84 runners attempting to steal the last two seasons (38%)... Started the year 2-for-30, but went on to bat .248 (77/311) the remainder of the season from April 17-on with 15 2B, 13 HR and 55 RBI over his final 96 games (.745 OPS)... Enjoyed his third career 5 RBI game on May 21 at Houston, connected for his second career grand slam on August 27 vs. Kansas City and his second career walk-off home run on August 8 vs. Colorado off Greg Holland...Had one multi-homer game on the year, connecting for 2 homers and 4 RBI on Sept. 23 at Seattle, his fourth career 2-HR game and first since 9/1/2015 at Toronto.
- ◆ Increased his walk total to 31 in 2017 from 9 in 264 plate appearances in 2016 (did not draw a walk over last 46 PAs dating back to Sept. 5)...Had 8 games of at least 2 walks and drew a single-game career-high 3 walks on July 7 vs. Detroit (had zero 2-walk games in 2016)...Hit .229 (39/170) with runners on base and .243 (37/152) in the second half with 3 2B, 9 HR & 35 RBI in 45 games (had 21 RBI in 60 first half games)...From July 23-on he recorded 34 RBI over his last 40 games played...Batting just .183 (76/416) versus RHP since the start of 2016 (.239 ob%)...Hit .226 vs. RHP... Hit .294 (20/68) from August 25-end of season with 13 runs, 1 2B, 6 HR and 16 RBI over his final 19 games... Slugging .738 (31 total bases in 42 ABs) against left-handed relievers.

AMERICAN LEAGUE 2017 RBI Leaders, Catcher	
1. Gary Sanchez (NYY)	80
2. Salvador Perez (KC)	74
3. Mike Zunino (SEA)	63
4. Brian McCann (HOU)	58
5. Yan Gomes (CLE)	56

Pro Career

- ◆ 2016 Endured a tough offensive season around a two-month stint on the disabled list beginning in July...Despite ending the season with a .167 batting average his 32 RBI at the time of his shoulder injury ranked tied for 4th among A.L. catchers at the time...Threw out 34.5% (10/29) of baserunners attempting to steal off him...Suffered separated right shoulder on 7/17 in the 5th inning at Minnesota trying to avoid a tag at first base after an errant infield throw...Snapped an 0-for-27 earlier in the game and ended his July on a 2-for-37 skid...At the time of his injury was hitting .165 (41/249) with 11 2B, 8 HR & 32 RBI in 71 games and had not been above the .200 mark since 4/30...Rehabbed with Akron and Columbus in their respective Sept. Postseason's before being hit by a pitch in his final rehab game of 9/14 vs. Trenton in the Eastern League finals, sustaining a broken right wrist...Resumed throwing during last ten days of the season and felt good enough to be activated for the final weekend at Kansas City, appearing in 3 games at catcher in the late innings and making a start at Kansas City on the season's final day of 10/2 (homered off Ian Kennedy in the 3rd inning; his first since 6/25 at Detroit...Tied his single-game career-high with 5 RBI (2nd time) on 4/23 at Detroit... .127 (23/181) average vs. RHP was the lowest in the A.L. among players with at least 175 plate appearances vs. righties... Was on all three Postseason rosters and appeared in four games in the World Series as a pinch-hitter or defensive replacement in the middle innings.
- ◆ 2015 Season was interrupted right out of the gate as he never got his footing all season offensively but once again was a guiding force behind the plate for one of the top pitching staffs in the American League...Indians as the club compiled a mark of 49-41 (.544) in his 90 starts behind the plate...Club was 32-39 (.451) in games he did not start... Threw out 18 of 57 potential base stealers on the year (31.6%) as the staff recorded an ERA of 3.56 with Yan behind the plate...Sprained the MCL ligament in his right knee on a play at home plate in the 9th inning vs. Detroit on 4/12 and was placed on the 15-day disabled list the following day...Was on the 15-day D.L. from 4/13-5/23 (missed 37 games) and rehabbed 6 games between A Lake County and AAA Columbus, 5/15-22...Upon activation from the D.L. he batted .236 (81/343) with 36 runs scored, 21 doubles, 12 home runs and 45 RBI in 90 games...Enjoyed a pair of two-homer games in 2015, 6/9 vs. Seattle and 9/1 at Toronto, giving him three for his career....Set a new single-game career-high with 5 RBI on 8/29 vs. the LA Angels and connected on his first career grand slam in the 8th inning off Joe Smith...Also had 4 RBI on 8/7 vs. Minnesota...From 9/10 thru the end of the season he hit .297 (19/64) over his last 16 games with 9 2B, 1HR & 6 RBI and ended the year with a season-long 10-game hitting streak.

Single-Season Indians History Catcher Home Runs	
1. Victor Martinez	25 (2007)
John Romano	25 (1962)
3. Victor Martinez	23 (2004)
4. Yan Gomes	21 (2014)
Kelly Shoppach	21 (2008)
Sandy Alomar	21 (1997)
John Romano	21 (1961)

- ◆ **2014** Had arguably the best season of any American League catcher...Yan joined Carlos Santana, Victor Martinez, Sandy Alomar & John Romano as only Indians catchers (at least 60% games at C) with 20+ HR, 60+ R and 70+ RBI in a season... After the season he earned his first career American League Silver Slugger Award, becoming the first catcher in club history to win the award outright (Victor Martinez shared the award in 2004)...He led all A.L. catchers in average (.278), OPS (.785) and extra base hits (49) and was second in RBI (74) and 3rd in homers (21) among A.L. players who played in 80% of their games at catcher...He was 2nd among MLB catchers in OPS...Among all A.L. qualifying batters he was 12th in slugging pct (.472), 19th in OPS (.785) and 9th in average vs. LHP (.331)...Season OPS of .879 off LHP was 12th-highest in the AL...In the second half he hit .303 (60/198) with 13 2B, 9 HR and 38 RBI in 55 games as his .847 OPS was 12th-highest among all American League batters with at least 200 second half plate appearances...2014 finalist for the Rawlings Gold Glove Award...Tossed out 27 of 93 (29%) of the runners attempting to steal off him, the 2nd-highest pct. among A.L. catchers...Set new club records for single-season putouts (1052) and total chances (1139) for an Indians catcher as the Indians staff set a new MLB record for strikeouts (1450).
- ◆ **2013** Started the year at AAA Columbus, appearing in just 6 games total for the Clippers, and was with the Indians from 4/9-24 and 4/28-remainder of the season...Indians were 49-30 (.620) when he started at catcher...Started 39 games at catcher in August and September (55 team games/22GS at C in 27 Sept team games)...2013 Club recipient of the **Wilson** Defensive Player of the Year Award, which is determined by using a formula that balances scouting information, sabermetric analysis and basic fielding stats...Finished 2nd among Major League catchers with at least 275 plate appearances in slugging pct (.491) and 3rd in OPS (.837) and batting average (.298) as 31 of his 86 base hits went for extra bases...From 6/28 thru the end of the season he hit .317 (59/186) with 14 doubles, 5 home runs and 20 RBI in 56 games...Enjoyed a career day on 5/20 vs. Seattle, connecting for a career-high 2 home runs and 4 RBI, including his first career "walk-off" home run in the 10th inning off Charlie Furbush.
- ◆ **2012** Split the season between Las Vegas and Toronto...Was recalled by Toronto from Las Vegas (AAA) on five separate occasions...Had a solid year at AAA Las Vegas as his batting average (.328), slugging pct (.557) and OPS (.938) all would have ranked in the top 10 in the Pacific Coast League had it not been for his big league stints...Started the year in Las Vegas and was recalled for the first time on 5/17, collecting his first hit that day vs. New York-AL off Phil Hughes...Homered the next day (5/18) for the first time off NY Mets' Jonathon Niese...Made 25 starts for Toronto in 2012 (5-C, 12-1B, 6-3B & 2-DH)...Played for Team Brazil in WBC qualifier in November, leading the club to a 1-0 victory over Panama with the game's lone RBI to advance to the 16-team WBC field held in March... Also appeared in 17 games for Este (DR) in advance of the WBC qualifier.
- ◆ **2011** Spent the majority of the season at New Hampshire (AA) along with four games at Las Vegas (AAA)...Played in the Arizona Fall League, posting a .302 average with one home run and eight RBI.


2013 MLB LEADERS, CATCHERS OPS (min 275PA)	
1. Joe Mauer (MIN)	.901
2. Jason Castro (HOU)	.884
3. Yan Gomes (CLE)	.837
4. Yadier Molina (STL)	.836
5. Jonathan Lucroy (MIL)	.823
6. Carlos Santana (CLE)	.821

GOMES' FAVORITES	
Favorite Movie:	What About Bob?
Favorite Group/Artist:	Trip Lee
Favorite Athlete Growing Up:	Shannon Stewart
Favorite Team Growing Up:	Santos FC
Who Most Influenced You:	Parents
Favorite Road City:	KC
Favorite Road Stadium:	Camden Yards
Favorite TV Show:	Vikings & UFC Tonight

Personal/Miscellaneous

Full name **YAN GOMES (GOHM-ss)**...Married, Jenna...Daughter, Brooklyn Mae (5/3/14); son, Grayson (3/4/17)...First Brazilian-born player in MLB history and now one of five all-time (Paulo Orlando and Andre Rienzo)...Attended Miami Southridge High School... Played two years at the University of Tennessee before transferring to Barry University in Miami, majoring in Psychology...2007 **Louisville Slugger** Freshman All-American and All-SEC selection... Started 13 games at catcher with Tennessee in 2007 when filling in for J.P. Arencibia...On Twitter: @Yan_AGomes...Brother, Juan, was the club's 37th round pick in the 2014 draft out of Odessa College...Father-in-law, Atlee Hammaker, pitched 12 years in the Majors from 1982-95 and was an N.L. All-Star with San Francisco in 1983... He and his wife are frequent visitors in the Providence House during the season, the nation's oldest Crisis Nursery, committed to child abuse prevention and family preservation...2014-18 Tribe Fest participant...Also heavily involved in CIC's Fields of the Future initiative the last few seasons, helping to fund the rebuilding of rundown fields across the area...Was instrumental in the support and funding of the 2016 Larry Doby Fund.

GOMES' CAREER GAME HIGHS	
HITS:	4, August 31, 2014 @KC;
RUNS:	3, three times, last April 23, 2016 @DET;
DOUBLES:	2, five times, last Sept. 22, 2015 @MIN; HR: 2, four times, last September 23, 2017 @SEA;
RBI:	5, three times, last May 21, 2017 @HOU; BB: 3, July 7, 2015 vs. DET; SB: 1, two times, last June 23, 2013 vs. MIN; HITTING STREAK:
	13 games, July 24-August 7, 2014; GRAND SLAMS: 2, last August 27, 2017 vs. KC (O. Garcia); LEAD-OFF HR: n/a; "WALK-OFF" HR: 2, last August 8, 2017 vs. COL (Holland); PINCH-HIT HR: June 11, 2012 vs. Washington.



Erik González

9

Age: 26, born August 31, 1991 in Puerto Plata, DR

Resides: Puerto Plata, DR

Position: Infielder

Bats: R

Throws: R

Height: 6-3

Weight: 205

ML Service: 1 + 007

Contract Status (options remaining): Signed thru 2018 (0)

Acquired: August 26, 2008; Signed by the Cleveland Indians as a non-drafted free agent.

YEAR	CLUB	AVG	G	AB	R	H	2B	3B	HR	RBI	SH	SF	HB	BB	SO	SB	CS	SLG	OBP	OPS	E
2009	DSL Indians	.248	61	234	33	58	9	3	0	27	2	0	5	15	36	14	2	.312	.307	.619	19
2010	DSL Indians	.346	64	240	38	83	18	1	1	27	0	2	2	14	19	9	4	.442	.384	.825	14
2011	AZL Indians	.258	41	159	28	41	2	3	2	14	2	1	2	12	31	5	1	.346	.316	.662	15
2012	Mahoning Valley	.220	60	214	30	47	9	1	2	18	3	0	2	11	50	9	1	.299	.264	.563	13
2013	Lake County	.259	93	355	59	92	23	7	9	49	2	1	1	24	71	10	4	.439	.307	.747	19
	Carolina	.242	39	153	16	37	9	5	0	27	1	4	0	5	38	1	2	.366	.259	.625	9
2014	Carolina	.289	74	308	44	89	14	7	3	46	3	2	0	23	65	15	6	.409	.336	.745	14
	Akron	.357	31	129	21	46	6	3	1	16	0	0	0	7	23	6	1	.473	.390	.863	5
2015	Akron	.280	72	311	38	87	18	4	6	46	1	3	1	11	56	10	5	.421	.304	.725	17
	Columbus	.223	65	238	32	53	6	3	3	23	5	0	3	15	47	8	2	.311	.277	.588	6
2016	Columbus	.296	104	429	62	127	31	1	11	53	7	2	3	19	88	12	10	.450	.329	.779	16
	CLEVELAND	.313	21	16	2	5	0	0	0	0	0	0	0	1	8	0	1	.313	.353	.665	0
2017	Columbus	.256	40	160	21	41	4	3	6	13	2	1	0	7	53	5	1	.431	.286	.717	4
	CLEVELAND	.255	60	110	18	28	6	0	4	11	1	1	0	3	37	1	2	.418	.272	.690	2
Minor Lge. Totals		.273	744	2930	422	801	149	41	44	359	28	16	19	163	577	104	39	.397	.314	.711	151
CLEVELAND TOTALS		.262	81	126	20	33	6	0	4	11	1	1	0	4	45	1	3	.405	.282	.687	2
American League		.262	81	126	20	33	6	0	4	11	1	1	0	4	45	1	3	.405	.282	.687	2
National League		--	--	--	--	--	--	--	--	--	--	--	--	--	--	--	--	--	--	--	--
M.L. TOTALS		.262	81	126	20	33	6	0	4	11	1	1	0	4	45	1	3	.405	.282	.687	2

CAREER TRANSACTIONS

2008 Signed by the Cleveland Indians as a non-drafted free agent, 8/26.

POSTSEASON RECORD

YEAR	CLUB	AVG	G	AB	R	H	2B	3B	HR	RBI	SH	SF	HBP	BB	SO	SB	CS	E
2017	CLE (ALDSvNYY)	.000	2	2	0	0	0	0	0	0	0	0	0	0	0	0	0	1

FIELDING BY POSITION

PCT	G	PO	2017				TC	DP	PCT	G	PO	CAREER						
			A	E	TC	DP						A	E	TC	DP			
1.000	36	38	53	0	91	16		1.000	41	39	55	0	94	16				
.875	11	3	11	2	16	4		.926	19	8	17	2	27	6				
1.000	8	1	7	-	8	2		1.000	10	1	7	-	8	2				
1.000	1	1	0	0	1	0		1.000	3	2	0	0	2	0				
.983	54	43	71	2	116	22		.985	73	50	79	2	131	24				
																		Totals

2017 Season Highlights

- ◆ González split the season between Cleveland and AAA Columbus...Was with the team over three different stints, May 14-August 5, August 9 and August 23 thru the end of the season...Batted .256 (41/160) at the Triple-A level with 4 2B, 3 3B, 6 HR & 13 RBI in 40 games...Appeared in 26 games at shortstop, 9 games at second base, 3 games at third base and right field and 1 game in left field at Triple-A...From June 1-on he batted .270 (27/100) with Cleveland with 6 2B, 4 HR and 11 RBI over his last 53 games with Cleveland...Appeared in 36 games at second base (18 starts), 11 games at short (3 GS), 8 games at third base (3 GS) and made 1 start in left field for Terry Francona.

- ◆ Hit his first career Major League home run on June 15 vs. the LA Dodgers (Chris Hatcher)...Enjoyed three 3-hit games on the year, tying his career high...Collected his first career two-homer game and career-high 4 RBI on Sept. 7 at Chicago-AL, sending his season and career HR output from 2 to 4...During his last stint with the club after his August 23 recall he batted .233 (7/30) with 7 runs scored in 20 games....Hit .345 (10/29) with 7 runs scored in 12 June games... Batted .167 (7/42) with runners on base.

Pro Career

- ◆ 2016 González spent most of the 2016 season at Triple-A Columbus.. The AAA All-Star (homered in the Triple-A All-Star Game) ranked among International League leaders in doubles (4th, 31), runs (T5th, 62) and hits (8th, 127) at the time of his final Sept. 1 promotion despite spending nearly three weeks with Cleveland in his debut at the Major League level, July 14-August 4...Named an organizational All-Star by **MLB.com** each of four seasons, 2013-16...Again rated by **Baseball America** as having the best infield arm and best defensive infielder in the organization entering 2017...With Cleveland from 7/14-8/4 and again from 9/1-end of season...Made his MLB debut on 7/16 at Minnesota...First hit on 7/19 at Kansas City (off Brian Flynn) in his first career Major League start (RF)...Overall with Cleveland he appeared in 2 games (1 start) in right field, 8 games (1 start) at shortstop, 5 games at second base and 2 games at third base...Collected a career-best 3 hits on 9/27 at Detroit.
- ◆ 2015 González split the year between Akron and Columbus, hitting a combined .255 (140/549) with 24 2B, 7 3B, 9 HR (tied a career-high) & 69 RBI in 137 games (.666OPS)...Despite only being with the AA RubberDucks for half the season, the shortstop finished 4th on the team in average, 6th in doubles, 5th in triples, 5th in RBI, and 5th in stolen bases (10)...Promoted to Columbus on 6/29 and tallied 53 more hits to finish the season, the 3rd-most hits in the Indians system...Also finished tied for 5th in the system with 69 RBI and 6th with 70 runs...Hit .333 (14-42) with 5 2B, 1 3B, 2 HR & 6 RBI in 10 Triple-A playoff games...Appeared in 19 games for Escogido of the DWL after the season.
- ◆ 2014 Split the season between Akron and Carolina, hitting a combined .309 (135/437) with 20 2B, 10 3B, 4 HR and 62 RBI in 105 games...His .309 average was third-highest in the Indians player development system while his 135 hits were 4th... Hit safely in 16-straight games from 4/8-24, the second-longest hit streak in the Carolina League in 2014 and was selected to the Carolina League Midseason All-Star team...Named 8th-best prospect in the Indians system entering 2015 (**Baseball America**)...Promoted to Akron twice (6/27-7/3) and again from 7/22-end of season.
- ◆ 2013 Split the season between low-A Lake County and high-A Carolina where he batted .254 (129/508) with 32 doubles, 12 triples, 9 home runs and 76 RBI in 132 games....Was his first full-season campaign in the Indians organization as he finished second in the organization with 76 RBI...The versatile infielder appeared in 65 games at third base, 55 games at shortstop, 13 games at second base and 1 game apiece at first base and center field...Continued to make a name for himself after the season for Escogido in his native Dominican Republic, hitting .325 (53/163) with 23 runs, 6 2B, 6 3B, 1 HR & 20 RBI in 45 games (4th in the LBD in avg/total bases, T3rd in hits, 1st in 3B)...Added to 40-man roster on 11/20...Named by **Baseball America** as having the Best Infield Arm entering 2014 and 2015.
- ◆ 2010 Ranked 3rd in the Dominican Summer League in hits (83) and 4th in average (.346).

2017 PUBLICATION CLUB PROSPECT RANKINGS	
Baseball America	9th
MLB.com	8th

Personal/Miscellaneous

Full name ERIK GONZÁLEZ...Married, Lesset...On Twitter @31Mago...Enjoys spending time with his family in his spare time and also plays volleyball...Favorite player as a child was Albert Pujols and favorite team was the Boston Red Sox... Has played baseball since he was six years old... His favorite baseball moment was going undefeated in a tournament with a Dominican National Team...2018 Tribe Fest participant.

GONZALEZ'S CAREER GAME HIGHS	
HITS: 3, four times, last September 1, 2017 @DET (Game 2); RUNS: 2, five times, last September 7, 2017 @CWS; DOUBLES: 1, six times, last August 30, 2017 @NYY (Game 2); HR: 2, September 7, 2017 @CWS; RBI: 4, September 7, 2017 @CWS; BB: 1, four times, last September 8, 2017 vs. BAL; SB: 1, July 22 vs. TOR; HITTING STREAK: 2 games, five times, last August 30 - September 1, 2017; GRAND SLAMS: n/a; LEAD-OFF HR: n/a; "WALK-OFF" HR: n/a; PINCH-HIT HR: n/a.	



Nick Goody

44

Age: 26, born July 6, 1991 in Orlando, FL

Resides: Orlando, FL

Position: Pitcher

Bats: R

Throws: R

Height: 5-11

Weight: 200

ML Service: 1 + 159

Contract Status (options remaining): Signed thru 2018 (1)

Acquired: December 20, 2016; Acquired by Cleveland from the New York Yankees in exchange for a player to be named later (5/5/17) or cash...Indians sent Yoiber Marquina (May 5, 2017) to the Yankees to complete the trade.

YEAR	CLUB	W-L	ERA	G	GS	CG	SHO	SV	IP	H	R	ER	HR	HB	BB	SO	WP	BK	OPPONENTS			
																			AVG	SLG	OBP	
2012	Staten Island	0-0	0.00	3	0	0	0	1	3.1	1	0	0	0	0	1	5	0	0	0	.091	.182	.167
	Charleston (SC)	1-2	1.09	17	0	0	0	6	24.2	15	3	3	0	1	7	40	0	0	.174	.221	.245	
	Tampa	0-0	2.25	3	0	0	0	0	4.0	4	1	1	0	0	1	7	1	0	.250	.375	.294	
2013	Tampa	1-0	3.00	2	0	0	0	0	3.0	2	1	1	1	0	2	3	1	0	.182	.455	.308	
	2014 Tampa	2-0	2.35	12	4	0	0	0	15.1	10	4	4	1	1	5	27	1	0	.182	.255	.262	
2015	Trenton	0-3	6.75	15	0	0	0	0	16.0	20	12	12	3	0	10	19	1	0	.313	.578	.400	
	Trenton	1-1	1.73	29	0	0	0	4	41.2	29	8	8	2	2	14	59	2	0	.190	.275	.265	
2016	Scranton/WB	1-1	1.31	14	0	0	0	4	20.2	14	4	3	0	0	7	25	3	0	.192	.247	.263	
	New York-AL	0-0	4.76	7	0	0	0	0	5.2	6	3	3	0	1	3	3	0	0	.273	.409	.385	
	Scranton/WB	0-1	1.93	18	0	0	0	5	23.1	12	5	5	4	0	4	35	2	0	.146	.305	.186	
2017	New York-AL	0-0	4.66	27	0	0	0	0	29.0	30	15	15	7	1	12	34	0	0	.265	.540	.339	
	CLEVELAND	1-0	0.00	3	0	0	0	0	4.1	2	0	0	0	1	1	10	0	0	.133	.267	.235	
CLEVELAND		1-2	2.80	56	0	0	0	0	54.2	39	20	17	7	3	20	72	4	0	.198	.350	.282	
Minor Lge. Totals		7-8	2.13	116	4	0	0	20	156.1	109	38	37	11	5	52	230	11	0	.193	.304	.266	
CLEVELAND TOTALS		1-2	2.80	56	0	0	0	0	54.2	39	20	17	7	3	20	72	4	0	.198	.350	.282	
American League		1-2	3.53	90	0	0	0	0	89.1	75	38	35	14	5	35	109	4	0	.226	.419	.309	
National League		--	--	--	--	--	--	--	--	--	--	--	--	--	--	--	--	--	--	--	--	
M.L. TOTALS		1-2	3.53	90	0	0	0	0	89.1	75	38	35	14	5	35	109	4	0	.226	.419	.309	

CAREER TRANSACTIONS

2011 Selected by the New York Yankees in the 22nd round of the June draft, but did not sign.

2012 Selected by the New York Yankees in the 6th round (217th overall) of the June draft. Signed 6/14.

2016 Traded by the New York Yankees to the Cleveland Indians for player to be named or cash, 12/20. The Indians sent Yoiber Marquina to the New York Yankees to complete the trade, 5/5/17.

FIELDING BY POSITION

PCT	G	PO	2017				DP	PCT	G	PO	CAREER			
			A	E	TC	DP					A	E	TC	DP
.800	56	0	4	1	5	1	Pitcher	.909	90	2	8	1	11	1

PITCHERS HITTING

AVG	AB	2017			RBI	AVG	AB	CAREER		
		H	HR	RBI				H	HR	RBI
-	-	-	-	-	-	-	-	-	-	-

2017 Season Highlights

- ◆ Spent virtually the entire season in the Indians bullpen and provided steady relief through the middle innings on his way to a season ERA of 2.80 (20th-lowest relief ERA in the A.L.)...His .198 average against (39/197) was the 13th-lowest relief batting average against in the American League...Started the year off in AAA Columbus after a strong spring (0.90 ERA), recording three scoreless outings for the Clippers over 4.1 IP, fanning 10 of 17 batters faced while right-handed hitters were 0-for-8...Recalled to Cleveland on April 14 and spent the remainder of the season at the Major League level.
- ◆ Did not allow an earned run over his first 17 games with Cleveland, covering 20.1IP (9H, 1R/0ER, 5BB, 22SO, .134 avg)...On the year posted 42 scoreless outings in 56 appearances...Struck out 11.9 batters per 9.0IP...Batters hit .218 (19/87) with runners on base against him and were 11-for-75 (.147) when behind in the count...His ERA from July 5 thru the end of the season was 5.09 (23.0IP, 19H, 13ER) over 27 games...ERA from August 17-on was 2.70 (13.1IP, 8H, 4ER) over his final 16 appearances...Had 11 outings of at least 1.1 IP.

- ◆ Recorded his first Major League win on June 17 at Minnesota (night)...Recorded 3 holds...Struck out a single-game career-best 5 batters on July 30 at Chicago-AL...Batters hit just .170 (8/47) off him with runners in scoring position... Recorded an ERA of 1.93 in 12 September outings (9.1IP, 6H, 2R/ER, 2BB, 9SO, .182 avg)...Did not allow a walk in his last 36 PA's against a LHH dating back to June 26th...Was not on the ALDS roster.

Pro Career


- ◆ 2016 Split the season between AAA Scranton and the Major Leagues with the Yankees, posting a 4.66 ERA (29.0IP, 15ER) without recording a decision in 27 relief appearances over four stints(4/22-6/26, 7/9-21, 8/1-11 and 9/2-10/2)...Tossed a career-high 3.1 scoreless innings (1H, 3K) in 5/13 loss vs. Chicago-AL...Went at least 1.0 IP in all of his Triple-A games.
- ◆ 2015 Saw his first Major League action over five stints with the Yankees (7/25-28, 7/30-8/1, 8/12-13, 8/26 and 9/6-10/4)...Made his Major League debut in 7/30 loss at Texas, allowing 1BB in 0.1IP (1K)...Recorded his first career strikeout (Robinson Chirinos, swinging)...Began the season with Double-A Trenton, promoted to Scranton/WB on 7/7.
- ◆ 2014 Split time with Single-A Tampa and Double-A Trenton, going 2-3 with a 4.60 ERA (31.1IP, 30H, 16ER, 15BB, 46K) in 27 games (four starts)...Missed the first month of the season on the minor league disabled list (4/3-5/6) recovering from "Tommy John" surgery, performed in April 2013.
- ◆ 2013 Made two appearances with Single-A Tampa, going 1-0 with a 3.00 ERA (3.0IP, 1ER)...Was placed on the minor league disabled list on 4/10 and missed the remainder of the season...Underwent "Tommy John" surgery on 4/16.
- ◆ 2012 Made his professional debut, combining to go 1-2 with seven saves and a 1.13 ERA (32.0IP, 20H, 4ER, 52K) in 23 relief appearances with short-season Single-A Staten Island, Single-A Charleston and Single-A Tampa.

GOODY'S FAVORITES
Favorite Movie: Dark Knight
Favorite Group/Artist: Lynyrd Skynyrd
Favorite School Subject: Science
Favorite Athlete Growing Up: Chipper Jones
Favorite Team Growing Up: Atlanta Braves
Who Most Influenced You: Mom (Cheryl Bunker) & Tim Hill (J.C. coach)
Favorite Road City: Chicago
Favorite Road Stadium: Citi Field
Favorite TV Show: Rick & Morty

Personal/Miscellaneous

Full name **NICHOLAS GUNNAR GOODY**...Married, Katelyn...After two years at the State College of Florida in Bradenton (2011 Suncoast Conference Pitcher of the Year and earned JUCO All-America recognition)...Transferred to LSU for one season, going 1-2 with 11 saves, a 2.67 ERA (33.2IP, 10ER)...2009 graduate of University High School in Orlando, FL where he lettered four years in baseball (shortstop and pitcher) and sported a 4.2 GPA...Twitter: @Its_all_Goody41...2018 Tribe Fest participant.

GOODY'S CAREER GAME HIGHS
K's: 5, July 30, 2017 @CWS; BB: 2, six times, last September 5, 2017 @CWS; LONGEST RELIEF OUTING: 3.1IP, May 13, 2016 vs. CWS (with NYY); HR: 2, September 2, 2016 @BAL (with NYY); WINNING STREAK: 1 game, June 17, 2017; LOSING STREAK: 2 games, July 9, 2017 - (active); LAST SAVE: N/A; SCORELESS IP/APP STREAK: 15.0IP/13 games, April 30 - June 1, 2017; LAST WIN: June 17, 2017 @MIN (Game 2).



Brandon Guyer

6

Age: 32, born January 28, 1986 in West Chester, PA

Resides: Gaithersburg, MD

Position: Outfielder

Bats: R

Throws: R

Height: 6-2

Weight: 210

ML Service (options remaining): 5 + 066 (0)

Contract Status: Signed thru 2018 (club option 2019)

Acquired: August 1, 2016; Acquired from the Tampa Bay Rays in exchange for OF Nathan Lukes and RHP Jhonleider Salinas.

YEAR	CLUB	AVG	G	AB	R	H	2B	3B	HR	RBI	SH	SF	HB	BB	SO	SB	CS	SLG	OBP	OPS	E
2007	AZL Cubs	.222	17	72	10	16	4	1	1	5	0	0	4	5	16	6	2	.347	.309	.656	1
	Boise	.268	19	71	9	19	1	0	0	14	7	1	3	6	9	5	0	.282	.346	.627	2
2008	Peoria	.269	88	327	55	88	27	3	14	38	1	3	13	19	63	22	7	.498	.331	.830	4
2009	Tennessee	.190	57	189	22	36	12	2	1	14	2	2	2	10	33	7	5	.291	.236	.527	2
	Daytona	.347	73	265	40	92	16	3	2	32	0	8	8	24	34	23	2	.453	.407	.859	2
2010	Tennessee	.344	102	369	76	127	39	6	13	58	5	2	7	27	51	30	3	.588	.398	.986	3
2011	Durham	.312	107	388	78	121	29	5	14	61	6	2	12	35	79	16	6	.521	.384	.905	2
	Tampa Bay	.195	15	41	7	8	1	0	2	3	1	0	0	1	9	0	0	.366	.214	.580	0
2012	Durham	.294	22	85	9	25	3	1	3	13	1	1	3	7	15	2	0	.459	.365	.823	0
	Tampa Bay	.143	3	7	2	1	0	0	1	1	0	0	0	0	1	0	0	.571	.143	.714	1
2013	Durham	.301	98	356	73	107	23	6	7	41	4	2	14	29	62	22	3	.458	.374	.832	2
2014	Tampa Bay	.266	97	259	37	69	15	1	3	26	7	1	11	16	52	6	1	.367	.334	.701	0
	Durham	.400	5	20	8	8	2	2	0	1	0	0	0	6	4	0	0	.700	.538	1.238	0
2015	Tampa Bay	.265	128	332	51	88	21	2	8	28	3	1	*24	25	61	10	4	.413	.359	.771	1
2016	Tampa Bay	.241	63	212	27	51	12	1	7	18	1	1	*23	12	42	2	1	.406	.347	.752	3
	Charlotte	.167	3	12	2	2	1	0	0	1	0	0	0	0	2	0	0	.250	.167	.417	0
	CLEVELAND	.333	38	81	12	27	5	0	2	14	0	0	*8	7	13	1	1	.469	.438	.907	1
2017	CLEVELAND	.236	70	165	23	39	7	1	2	20	2	2	8	15	43	2	0	.327	.326	.654	2
	Columbus	.267	6	15	3	4	0	0	1	1	0	0	3	2	4	0	0	.467	.450	.917	0
Minor Lge. Totals		.297	597	2169	385	645	157	29	56	279	26	21	69	170	372	133	28	.474	.364	.838	18
CLEVELAND TOTALS		.268	108	246	35	66	12	1	4	34	2	2	16	22	56	3	1	.374	.363	.737	3
American League		.258	414	1097	159	283	61	5	25	110	14	5	74	76	221	21	7	.391	.346	.737	8
National League		--	--	--	--	--	--	--	--	--	--	--	--	--	--	--	--	--	--	--	--
M.L. TOTALS		.258	414	1097	159	283	61	5	25	110	14	5	74	76	221	21	7	.391	.346	.737	8

CAREER TRANSACTIONS

- 2007 Selected by the Chicago Cubs in the 5th round (157th overall) of the amateur draft. Signed, 6/22.
- 2011 Traded by the Chicago Cubs with Hak-Ju Lee, Chris Archer, Robinson Chirinos and Sam Fuld to the Tampa Bay Rays for Matt Garza, Fernando Perez and Zac Rosscup, 1/8.
- 2012 DL - left shoulder surgery, 5/13-remainder.
- 2013 DL - right hand fracture, 8/2-remainder...rehab at AAA Durham, 8/25-9/18.
- 2014 DL - left thumb fracture, 5/26-6/18...rehab at AAA Durham, 6/14-18.
- 2016 DL - left hamstring strain, 6/4-28...rehab at A Charlotte, 6/25-28.
- 2016 Traded by the Tampa Bay Rays to the Cleveland Indians for Nathan Lukes and Jhonleider Salinas, 8/1.
- 2017 DL - left wrist sprain, 5/13-6/25...rehab AAA Columbus, 6/16-25.

POSTSEASON RECORD

YEAR	CLUB	AVG	G	AB	R	H	2B	3B	HR	RBI	SH	SF	HBP	BB	SO	SB	CS	E
2016	CLE (ALDS v BOS)	.750	1	4	2	3	0	0	0	1	0	0	0	0	1	0	0	0
	CLE (ALCS v TOR)	.000	2	4	0	0	0	0	0	0	0	0	0	0	0	0	0	0
	CLE (WS v CHI)	.300	7	10	4	3	1	0	0	2	0	0	2	4	4	0	0	0
TOTALS		.333	10	18	6	6	1	0	0	3	0	0	2	4	5	0	0	0

FIELDING BY POSITION

PCT	G	PO	2017				DP	Outfield	PCT	G	PO	CAREER			
			A	E	TC	DP						A	E	TC	DP
.974	65	73	2	2	77	1	Outfield	.986	347	539	7	8	554	2	

2017 Season Highlights

- ◆ Spent his first full season with Cleveland, missing six weeks with a left wrist sprain that hampered the first part of his campaign, finishing on a solid note before being shut down again with more wrist soreness on Sept. 14...Was on the 10-day disabled list from May 13-June 25, wrist bothered during the early part of the season and then tweaked the same wrist in pinch-hit appearance on Sept. 14 and did not play again the rest of the campaign (missed last 15 games).
- ◆ Over his first 21 games prior to the transaction he batted .182 (10/55) with 3 2B, HR, 5 RBI (.528 OPS)...Was activated on June 26 after a rehab stint in AAA Columbus and spent the remainder of the season on the active roster, batting .264 (29/110) with 4 2B, 1 HR, 15 RBI and 19 runs scored over 49 games.
- ◆ On the season he made 27 starts in right field (37 games), 18 starts in left field (33 games) and was 0-for-9 as a pinch-hitter...From July 19 thru the end of the year he batted .287 (25/87) with 16 runs, 4 2B, 1 HR and 13 RBI to finish out the season (4HB, 11BB, .385OB pct)...Slowed by more wrist soreness over the last several weeks of the season...Did not play after Sept. 14...Recorded a .691 OPS vs. left-handed pitching and a .577 OPS vs. RHP...Has an OBP of .403 (278 PAs) versus LHP since the start of 2016 (MLB Avg: .325)...Batted .282 (22/78) with runners on base.
- ◆ Underwent surgery on his left wrist on Oct. 11 in Scottsdale, AZ to repair the extensor tendon in his wrist...Surgery was performed by Dr. Don Sheridan.

MAJOR LEAGUE BASEBALL MOST HIT BY PITCH, 2015-2017

1. Anthony Rizzo	70 (472G, 2068PA)
2. Brandon Guyer	63 (299G, 922)
3. Derek Dietrich	55 (353G, 1165)
4. Jose Abreu	45 (469G, 2038)
5. Starling Marte	43 (359G, 1501)
6. Kris Bryant	42 (457G, 2014)
Justin Turner	42 (407G, 1604)

Pro Career

- ◆ **2016** Acquired from the Tampa Bay Rays on 8/1 for two Minor League players and spent the remainder of the season with Cleveland...Combined on the year he hit .266 (78/293) with 17 2B, 1 3B, 9 HR and 32 RBI in 101 games...On the year he batted .336 (41/122) off LHP with 9 2B, 6 HR and 17 RBI with an OPS of 1.021...His .336 average vs. left-handed pitching was 6th-highest in the American League while his .464 on-base pct. led the A.L...Was on the 15-day D.L. (4th time, career) with a left hamstring strain and rehabbed at Class-A Charlotte, 6/25-28...Led Major League Baseball with 31 hit by pitches and led the league three straight 2014-16... Most hit by pitches in Major League history for a batter with fewer than 400 plate appearances (see box above)...Enjoyed his second career 5 RBI game on 8/12 vs. the LA Angels and scored a career-high 4 runs on 8/26 at Texas...Recorded an on-base pct. of .438 with Cleveland...Hit .387 (12/31) in September with 2 2B, 1HR and 6 RBI in 17 games to end the season...Guyer became the first player ever to enter as a substitute and have two hits in a deciding game of the World Series (Game 7)...Signed a two-year contract on 1/18.
- ◆ **2015** Established career highs across the board as he enjoyed his first fully healthy season in the majors, playing in 128 games, 79 starts (39-LF, 17-CF, 20-RF, 3-DH)...His 24 HBP led the American League and were most by any A.L. player since Anaheim's David Eckstein in 2002 (27)...Ranked 2nd in the majors to CHC Anthony Rizzo (30) and had 9 more than any other A.L. player (CWS Jose Abreu and TEX Shin-Soo Choo)...Shattered the club record previously held by Sean Rodriguez (18 in 2011)...Became the first Ray to lead the A.L. in HBP...Nineteen of his 24 HBP came against lefthanded pitchers, most by any major league player since splits are first available (1914)...Was one of three A.L. players to start at least 15 games at all three OF positions, along with HOU Colby Rasmus and KC Jarrod Dyson...According to **Stats LLC**, led all MLB outfielders with a .960 zone rating...Became the first player in club history with multiple pinch-hit (2) and leadoff HR (3) in the same season...was the first Ray with 3 leadoff homers since Matt Joyce (3) in 2013...His 43 PA as a pinch-hitter were the most in the A.L. in one season since TOR Tony Fernandez had 45 in 2001...Tied a major league record when he drew 3 HBP in a game, 10/2 vs. TOR, all by Mark Buehrle.
- ◆ **2014** Made the Rays' 2014 Opening Day roster and spent his first full season in the majors...Missed 22 games due to a left thumb fracture suffered on 5/25 vs. BOS while diving for a ball in CF...Guyer and teammate Logan Forsythe were the only two players in the majors to start a game in all nine slots of the batting order...According to the **Elias Sports Bureau**, they became the first teammates to do it since Pete Mackanin and John Castino for the 1980 Twins...Set a Rays rookie record with 3 doubles on 6/27 vs. BAL (G1).
- ◆ **2013** Spent season at Triple-A Durham, his third straight season spent primarily there...His .301 avg. led the Bulls and ranked 5th in the International League...On 4/9, became the first Durham player to hit 2 HR in an inning since the team joined Triple-A in 1998...Missed 27 games after he fractured his right middle finger when he was struck by a pitch from Gwinnett's Cody Martin on 7/25.

AMERICAN LEAGUE ON-BASE Pct. vs. LHP, 2016

1. Brandon Guyer (CLE/TB)	.464
2. Mike Trout (LAA)	.436
3. Hanley Ramirez (BOS)	.420
4. Robbie Grossman (MIN)	.418
5. Josh Donaldson (TOR)	.413
6. Miguel Cabrera (DET)	.409

- ◆ **2012** Missed the last four months of the 2012 season after undergoing surgery to repair a torn labrum in his left shoulder on 5/31...Surgery was performed by Dr. James Andrews in Birmingham, AL...Opened the season with Durham... Recalled by the Rays on 5/9 and played in 3 games (2 starts, both in LF) before going on the D.L. on 5/16.
- ◆ **2011** Saw three stints in the majors, his first big league experience, and spent the remainder of the season in Durham...His first two stints lasted one day each, 5/6 at BAL (MLB debut) and 7/10 at NYY...Recalled 9/1 and remained with the Rays for the rest of the regular season but was left off the Postseason roster...In his first major league plate app hit a 2-run homer off LH Zach Britton, joining pitcher Esteban Yan (6/4/00 at NYM) as the only Rays to homer in their first plate app...Was the 108th player in MLB history to homer in his first at-bat...Became the first ever to homer at Camden Yards in his debut (visitor or Oriole)...Named an IL Midseason All-Star...Ranked 5th in the IL and 3rd in the Rays org. with a .312 avg....Tied teammate Russ Canzler for 2nd in the IL with 78 runs scored.
- ◆ **2010** Named Cubs Minor League Player of the Year after spending the entire season at Double-A Tennessee...Hit .344 (127/369) with 13 HR and 30 SB...Led the Southern League with a .588 SLG and ranked 2nd in avg., 3rd with 39 doubles, 4th with 58 extra-base hits and 5th with a .398 OBP...After the All-Star break led the SL with a .424 avg. (72/170), 26 2B and a .724 SLG...Had two stints on the 7-day D.L. with a left shoulder subluxation: 4/29-5/10 and 5/15-29.
- ◆ **2008** With Class-A Peoria was limited to 88 games after missing the first month and a half due to a right elbow injury.

MAJOR LEAGUE BASEBALL MOST HIT BY PITCH, 1901-2016	
Ron Hunt (1971)	50 (638pa)
Don Baylor (1986)	35 (687pa)
Craig Biggio (1997)	34 (744pa)
Brandon Guyer (2016)	31 (345pa)
Jason Kendall (1998)	31 (627pa)
Jason Kendall (1997)	31 (572pa)
Steve Evans (1910)	31 (627pa)

Personal/Miscellaneous

Fullname **BRANDONERIC GUYER**...Married, Lindsay...Two children, Riley (Dec. '14) and Camden (Mar. '16)...Played three seasons for the University of Virginia Cavaliers...Played with Ryan Zimmerman as a freshman...Hit .370 as a junior...Majored in sociology...Was a three-time letterman in both baseball and football at Herndon (Va.) High School...As a running back and linebacker was a second-team all-state pick as a senior...Scored 7 touchdowns in one game on homecoming night his senior year...Very active in his community of Gaithersburg (Md.), volunteering at homeless shelters during the offseason and Special Love, a nonprofit organization that supports families dealing with cancer...His father, Ray, was a semi-pro tennis player....2017-18 Tribe Fest participant.

GUYER'S FAVORITES
Favorite Movie: Gladiator
Favorite Group/Artist: Lil Wayne
Favorite Athlete Growing Up: Ken Griffey, Jr
Favorite Team Growing Up: Philadelphia Phillies
Who Most Influenced You: Father
Favorite Road City: Seattle
Favorite Road Stadium: Minute Maid Park
Favorite TV Show: Ballers/Shark Tank

GUYER'S CAREER GAME HIGHS
HITS: 4, three times, last April 17, 2016 vs. CWS; RUNS: 4, August 26, 2016 @TEX; DOUBLES: 3, June 27, 2014 at Baltimore (Game 1, with TB); HR: 2, May 15, 2016 vs. OAK (with TB); RBI: 5, two times, last August 12, 2016 vs. LAA; BB: 2, times, last July 20, 2016 @COL (with TB); SB: 2, three times, last June 27, 2015 vs. BOS (with TB); HITTING STREAK: 9 games, May 20-31, 2015; ; GRAND SLAMS: n/a; LEAD-OFF HR: 4, last May 15, 2016 vs. OAK (Gray, with TB); "WALK-OFF" HR: n/a; PINCH-HIT HR: 2, last September 20, 2015 vs. BAL (Britton, with TB).



Eric Haase

71

Age: 25, born December 18, 1992 in Detroit, MI

Resides: Livonia, MI

Position: Catcher

Bats: R

Throws: R

Height: 5-10

Weight: 200

ML Service: 0 + 000

Contract Status: Signed thru 2018

Acquired: Selected by Cleveland in the 7th round (218th overall) in the 2011 First-Year Player Draft.

YEAR	CLUB	AVG	G	AB	R	H	2B	3B	HR	RBI	SH	SF	HB	BB	SO	SB	CS	SLG	OBP	OPS	E
2011	AZL Indians	.300	4	10	2	3	0	0	0	2	0	0	0	1	1	0	0	.300	.364	.664	0
2012	AZL Indians	.282	28	103	16	29	11	2	3	22	0	1	0	5	29	1	0	.515	.312	.826	6
	Mahoning Valley	.091	3	11	1	1	0	0	0	0	0	0	0	1	4	0	0	.091	.167	.258	1
2013	Lake County	.250	104	376	49	94	23	3	14	47	1	2	1	40	117	2	2	.439	.322	.761	15
2014	Lake County	.270	77	296	48	80	16	4	16	42	0	1	3	28	84	1	2	.514	.338	.852	16
	Carolina	.185	16	65	4	12	4	0	1	6	0	0	0	5	19	0	1	.292	.243	.535	1
2015	Lynchburg	.247	90	320	46	79	26	7	9	55	1	2	11	36	114	3	2	.456	.341	.798	7
2016	Akron	.208	63	226	28	47	14	1	12	33	1	1	1	17	75	0	2	.438	.265	.703	2
2017	Akron	.258	95	333	59	86	17	5	26	59	0	1	3	44	116	4	2	.574	.349	.923	6
	Columbus	.333	2	6	1	2	0	0	1	2	0	0	1	1	2	0	0	.833	.500	1.333	0
Minor Lge. Totals		.248	482	1746	254	433	111	22	82	268	3	8	20	178	561	11	11	.478	.323	.801	54

CAREER TRANSACTIONS

2011 Selected by the Cleveland Indians in the 7th round of the June draft.

2017 Season Highlights

- ◆ Posted career-best numbers with the RubberDucks, batting .258 with 26 home runs, 59 RBI and 59 runs scored across 95 games...His 26 home runs led the team and ranked third in both the Eastern League and the Tribe's organization (27 homers between Akron and Columbus)...Ranked second in the Eastern League in slugging pct (.574) and OPS (.923)...Ranked first and third, respectively, in slugging (.570) and OPS (.930) in the organization for the year...Called up to Columbus on August 31...Set an Akron record with 15 home runs in Canal Park.
- ◆ The 24-year-old catcher was named Eastern League Player of the Week for the period of July 3-9 after batting .400 (10/25) with two doubles, one triple, four home runs, seven RBI and seven runs scored in six games played...He was also selected to his first ever All-Star team, earning Postseason All-Star honors after batting .260 with 13 homers and 29 RBI in July and August...Batted .298 (25/84) off LHP with Akron with 8 HR & 19 RBI (1.058 OPS)...Added to 40-man roster on Nov. 6...Rated the 8th-best prospect in the Indians system by *ESPN's* Keith Law and 10th-best prospect entering 2018 by *Baseball Prospectus*.

Pro Career

- ◆ 2016 Missed first month of the season after having left ankle surgery on 3/21...Named Eastern League Postseason MVP after batting .280 with seven RBI in 7 games...Sent Akron to the EL Championship with a walk-off RBI single in the 10th inning of Game 4 of EL Semi-Finals.
- ◆ 2014 Led Lake County in slugging percentage (.514) and finished 2nd in homers (16)...Named an *MILB.com* Organizational All-Star (catcher) in each season from 2013-15...Midseason Midwest League All-Star selection for Lake County.

Personal/Miscellaneous

Full name **ERIC MICHAEL HAASE**...Married, Maria...Two kids, Santino and Francesca...Graduated from Divine Child High School (Dearborn, MI) in 2011, playing on two state championship teams... Division II First-Team All-State pick by the Michigan High School Baseball Coaches Association as a junior and senior...As a senior was named "Mr. Baseball" by Michigan High School Baseball Coaches Association, an annual award given to Michigan's top prep player...Other notable Michigan "Mr. Baseball" winners: Steve Avery (1988), Derek Jeter (1992), J.J. Putz (1995), Drew Henson (1998), Zach Putnam (2005), D.J. LeMahieu (2007)...Was committed to The Ohio State University prior to signing with the Indians out of high school...Was the first prep player taken out of the state of Michigan in the 2011 draft... Enjoyed watching Ivan Rodriguez growing up in Detroit.



Louis Head

83

Age: 27, born April 23, 1990 in Houston, TX

Resides: Katy, TX

Position: Pitcher

Bats: R

Throws: R

Height: 6-1

Weight: 185

ML Service: 0 + 000

Contract Status: Signed thru 2018

Acquired: Selected by Cleveland in the 18th round (563rd overall) in the 2012 First-Year Player Draft.

		OPPONENTS																			
YEAR	CLUB	W-L	ERA	G	GS	CG	SHO	SV	IP	H	R	ER	HR	HB	BB	SO	WP	BK	AVG	SLG	OBP
2012	Mahoning Valley	0-2	2.03	7	0	0	0	3	13.1	10	4	3	0	0	1	15	0	0	.204	.224	.220
	Lake County	2-0	3.78	15	0	0	0	0	33.1	38	21	14	6	1	7	28	4	0	.275	.514	.313
2013	Lake County	0-2	1.82	25	0	0	0	5	29.2	27	14	6	0	0	10	23	3	0	.245	.336	.303
	Columbus	0-0	0.00	1	0	0	0	0	1.2	2	0	0	0	0	2	2	0	0	.333	.333	.500
	Carolina	4-2	3.11	21	0	0	0	3	37.2	33	13	13	4	1	3	41	1	0	.244	.370	.266
2014	Carolina	0-3	2.21	17	0	0	0	9	20.1	10	5	5	0	2	7	34	0	0	.141	.197	.233
	Akron	1-1	2.97	29	0	0	0	3	36.1	35	14	12	3	1	16	39	4	0	.255	.358	.338
2015	Akron	3-3	4.03	47	0	0	0	0	60.1	54	27	27	2	1	33	59	6	0	.244	.348	.342
2016	Akron	2-1	2.66	45	0	0	0	6	67.2	56	23	20	3	1	18	61	5	0	.228	.313	.280
2017	Columbus	3-2	3.23	50	0	0	0	7	61.1	50	22	22	2	2	28	65	5	0	.222	.320	.314
Minor Lge. Totals		15-16	3.04	257	0	0	0	36	361.2	315	143	122	20	9	125	367	28	0	.235	.344	.303

CAREER TRANSACTIONS

2012 Selected by the Cleveland Indians in the 18th round of the June Draft.

2017 Season Highlights

- ◆ Spent season at AAA Columbus, finishing tied for 8th in the International League in games pitched (50) and finished second on the club with 7 saves in 10 chances...From mid-May until the end of the season he posted an ERA of 2.00 over his last 36 games (10ER/45.0 IP)... Averaged 9.5 strikeouts per 9.0 IP on the season and limited Int'l League hitters to a .222 average against...Right-handed batters hit .220 (26/118) and lefties hit .224 (24/107) with 0 HR allowed... Allowed only 2 home runs on the season in 61.1 innings...Batters hit .220 (26/118) off him with runners on base...Pitched for the Gigantes del Cibao in the Dominican Winter League after the season.

Pro Career

- ◆ 2016 Pitched in 45 games for Akron (all relief), the 4th-most appearances in the organization...His 2.66 ERA was the lowest among all RubberDucks pitchers (minimum 60.0 innings)...finished the season with a 12-game scoreless streak (15.2 innings total)...Eastern League Midseason All-Star.
- ◆ 2015 Appeared in 47 games, T4th most among Indians minor leaguers.
- ◆ 2014 Led Carolina in saves (9), which was 7th-most in the Carolina League...His 12 total saves were 4th-most in the Indians farm system...Combined on the year recorded a 2.70 ERA (17ER/56.2IP/73SO)...Recorded a 2.45 ERA in 10 relief appearances for Peoria in the Arizona Fall League (11.0IP, 13H, 3ER, 3BB, 12SO).
- ◆ 2013 Midseason Midwest League All-Star at A Lake County.

Personal/Miscellaneous

Full name LOUIS GIBSON HEAD...Single... Attended Cinco Ranch High School in Katy, TX...Pitched at Texas State and Texas Tech at the collegiate level...Paul Goldschmidt and Tom Henke both played at Texas State...Favorite teams growing up were the Houston pro sports franchises and the University of Texas...Enjoys golfing, gaming and coaching in the offseason...Favorite athletes growing up: Nolan Ryan, Craig Biggio, Hakeem Olajuwon, Andre Johnson.



Cameron Hill

78

Age: 23, born May 24, 1994 in Oklahoma City, OK

Resides: El Reno, OK

Position: Pitcher

Bats: R

Throws: R

Height: 6-1

Weight: 195

ML Service: 0 + 000

Contract Status: Signed thru 2018

Acquired: Selected by Cleveland in the 17th round (518th overall) in the 2014 First-Year Player Draft.

YEAR	CLUB	W-L	ERA	G	GS	CG	SHO	SV	IP	H	R	ER	HR	HB	BB	SO	WP	BK	AVG	OPPONENTS		
																				SLG	OBP	
2014	Mahoning Valley	1-2	1.76	14	12	0	0	0	56.1	39	11	11	1	3	20	33	3	0	.202	.275	.287	
2015	Lake County	5-4	1.53	42	0	0	0	10	59.0	36	14	10	1	3	20	70	5	0	.173	.236	.253	
2016	Lynchburg	6-1	2.41	31	0	0	0	3	56.0	51	17	15	3	0	14	57	1	1	.245	.361	.289	
	Columbus	0-0	0.00	1	0	0	0	0	2.2	2	0	0	0	0	1	2	0	0	.222	.222	.300	
	Akron	0-0	2.51	10	0	0	0	3	14.1	11	4	4	2	0	1	10	1	0	.204	.333	.218	
2017	Akron	4-4	3.18	41	0	0	0	13	62.1	55	26	22	7	1	16	50	1	0	.235	.363	.285	
	Columbus	0-0	0.00	2	0	0	0	0	2.0	2	0	0	0	0	1	0	0	0	.250	.250	.333	
Minor Lge. Totals		16-11	2.21	141	12	0	0	29	252.2	196	72	62	14	7	73	222	11	1	.214	.311	.276	

CAREER TRANSACTIONS

2014 Selected by the Cleveland Indians in the 17th round of the June Draft.

2017 Season Highlights


◆ Spent most of the year at AA Akron before making his final two appearances with the Columbus Clippers following Aug. 31 promotion...Over his last 13 appearances at Akron he posted an ERA of 1.42 (2ER/12.2IP)...Was named an Eastern League Midseason All-Star after posting a first half ERA of 2.66 in 25 outings (47.1IP, 39H, 14ER)...Finished tied for 7th in the EL in saves and tied for 10th in games pitched ...Limited left-handed batters to a .178 (16-90, 1HR) average against and EL batters hit .218 (12/55) off him with RISP.

Pro Career

- ◆ 2016 Began year with Lynchburg and combined on the year between three levels he posted an ERA of 2.34 in 42 relief outings (73.0IP, 64H, 19ER, 16BB, 69SO)...Pitched in 9 games for Mesa in the Arizona Fall League after the season.
- ◆ 2015 Transitioned to the bullpen after starting in 2014 and recorded a 1.53 ERA and 0.95 WHIP.

Personal/Miscellaneous

Full name CAMERON PRICE HILL...Single...Attended El Reno High School in Oklahoma, graduating in 2012...Pitched at Seminole State in 2013 and Redlands Community College (El Reno, OK) in 2014 at the collegiate level...Favorite players growing up were Derek Jeter, Mike Mussina and Pedro Martinez.



Jason Kipnis

22

Age: 30, born April 3, 1987 in Northbrook, IL

Resides: Chicago, IL

Position: Infielder

Bats: L

Throws: R

Height: 5-11

Weight: 195

ML Service: 6 + 069

Contract Status: Signed thru 2019 with a club option for 2020.

Acquired: Selected by Cleveland in the 2nd round (63rd overall pick) of the 2009 First-Year Player Draft.

YEAR	CLUB	AVG	G	AB	R	H	2B	3B	HR	RBI	SH	SF	HB	BB	SO	SB	CS	SLG	OBP	OPS	E
2009	Mahoning Valley	.306	29	111	19	34	8	3	1	19	0	2	1	15	18	3	3	.459	.388	.847	0
2010	Kinston	.300	54	203	33	61	12	3	6	31	2	2	6	24	46	2	3	.478	.387	.865	10
	Akron	.311	79	315	63	98	20	5	10	43	2	0	7	31	61	7	1	.502	.385	.887	13
2011	Columbus	.280	92	343	65	96	16	9	12	55	5	5	3	44	72	12	1	.484	.362	.846	11
	CLEVELAND	.272	36	136	24	37	9	1	7	19	0	1	2	11	34	5	0	.507	.333	.841	6
2012	CLEVELAND	.257	152	591	86	152	22	4	14	76	3	6	5	67	109	31	7	.379	.335	.714	6
2013	CLEVELAND	.284	149	564	86	160	36	4	17	84	5	10	3	76	143	30	7	.452	.366	.818	12
2014	CLEVELAND	.240	129	500	61	120	25	1	6	41	1	2	2	50	100	22	3	.330	.310	.640	6
	Columbus	.111	3	9	1	1	0	0	1	3	0	0	0	0	2	0	0	.444	.111	.556	1
2015	CLEVELAND	.303	141	565	86	171	43	7	9	52	4	6	9	57	107	12	8	.451	.372	.823	7
2016	CLEVELAND	.275	156	610	91	168	41	4	23	82	5	7	6	60	146	15	3	.469	.343	.811	12
2017	Akron	.143	5	14	1	2	0	0	1	1	0	0	1	0	6	0	0	.357	.200	.557	0
	Columbus	.182	6	22	1	4	2	1	0	2	0	0	0	1	4	0	0	.364	.217	.581	0
	CLEVELAND	.232	90	336	43	78	25	0	12	35	2	5	2	28	71	6	2	.414	.291	.705	7
Minor Lge. Totals		.291	268	1017	183	296	58	21	31	154	9	9	18	115	209	24	8	.481	.370	.851	35
CLEVELAND TOTALS		.268	853	3302	477	886	201	21	88	389	20	37	29	349	710	121	30	.422	.340	.762	56
American League		.268	853	3302	477	886	201	21	88	389	20	37	29	349	710	121	30	.422	.340	.762	56
National League		--	--	--	--	--	--	--	--	--	--	--	--	--	--	--	--	--	--	--	--
M.L. TOTALS		.268	853	3302	477	886	201	21	88	389	20	37	29	349	710	121	30	.422	.340	.762	56

CAREER TRANSACTIONS

- 2008 Selected by the San Diego Padres in the 4th round of the June draft. Did not sign.
- 2009 Selected by the Cleveland Indians in the 2nd round (63rd overall) of the June draft. Signed on 7/9.
- 2011 DL - right hamstring strain, 8/14-9/5.
- 2014 DL - right oblique strain, 4/30-5/27...rehab at AAA Columbus, 5/23-26.
- 2015 DL - right shoulder inflammation, 8/3-17.
- 2017 DL - right shoulder inflammation, 3/30-4/20...Rehab AA Akron, 4/9-12...rehab AAA Columbus, 4/15-19.
- 2017 DL - right hamstring strain, 7/9-8/5...rehab AAA Columbus 7/30 & 8/4...rehab AA Akron, 8/1-2.
- 2017 DL - right hamstring strain, 8/23-16.

ALL-STAR GAME RECORD

YEAR	CLUB	AVG	G	AB	R	H	2B	3B	HR	RBI	SH	SF	HBP	BB	SO	SB	CS	E
2013	Cleveland(@NYM)	1.000	1	1	0	1	1	0	0	1	0	0	0	0	0	0	0	0
2015	Cleveland(@CIN)	.000	1	1	0	0	0	0	0	0	0	0	0	0	1	0	0	0
TOTALS		.500	2	2	0	1	1	0	0	1	0	0	0	0	1	0	0	0

POSTSEASON RECORD

YEAR	CLUB	AVG	G	AB	R	H	2B	3B	HR	RBI	SH	SF	HBP	BB	SO	SB	CS	E
2013	CLE (ALWC vTB)	.000	1	4	0	0	0	0	0	0	0	0	0	0	0	0	0	0
2016	CLE (ALDS vBOS)	.364	3	11	1	4	0	0	1	3	0	0	0	1	4	0	0	0
	CLE (ALCS vTOR)	.053	5	19	2	1	0	0	1	1	0	0	0	1	3	0	0	0
	CLE (WS vCHI)	.290	7	31	6	9	3	0	2	4	0	0	1	0	9	0	0	3
2017	CLE (ALDS vNYY)	.182	5	22	0	4	0	1	0	1	0	0	0	0	8	0	0	0
TOTALS		.207	21	87	9	18	3	1	4	9	0	0	1	2	24	0	0	3

FIELDING BY POSITION

PCT	G	PO	2017				DP	PCT	CAREER					
			A	E	TC	DP			G	PO	A	E	TC	DP
.975	75	107	171	7	285	41	Second Base	.984	802	1230	2186	56	3472	444
1.000	11	14	0	0	14	0	Outfield	1.000	11	14	0	0	14	0
.977	86	121	171	7	299	41	Totals	.984	813	1244	2186	56	3486	444

2017 Season Highlights

- ◆ Endured a tough season at the plate around three stints on the disabled list, missing a combined 62 games on the season...Came to spring training camp and developed some right shoulder soreness that limited him to just two exhibition games (March 9-10) and forced him to open the season on the 10-day D.L...Was activated to begin his season on April 21 after a rehab between AA Akron and AAA Columbus, missing the first 15 games of the season.
- ◆ Season started slowly, hitting .155 (11/71) with a .359 OPS over his first 19 games thru May 13 before breaking out on May 14 at Minnesota, going 4-for-5 with 2 HR and 4 RBI that took his season OPS from .359 to .518...Also recorded a 4-hit game on May 28 vs. Kansas City (2B, HR, 2 RBI)...Right hamstring issues limited him to just 24 games in the second half, forcing him on the D.L. from July 9-August 5 and August 23-Sept. 16...Originally injured hamstring running the bases on July 8 vs. Detroit...In the 3 games before second 2017 D.L. stint he recorded 4 doubles, 4 runs and 3 BB.
- ◆ During his August stint between hamstring injuries batted .204 (10/49) with 6 runs, 3 doubles, 3 homers and 4 RBI in 13 games (.699 OPS)...After being activated the final time on Sept. 16, he batted .273 (9/33) with 5 runs, 3 2B, 1 HR and 5 RBI to finish out the campaign, making his first career Major League appearance in the outfield (started 11 games in center field over 11 Sept/Oct. games)...No errors over his 11 games in the outfield.
- ◆ On the year he also made 74 starts at second base and 2 starts at DH...Batted .239 (28/117) with runners on base for the year...Made 42 starts at the lead-off spot, compiling a .780 OPS...Most productive spot was the 2-hole, batting .270 (20/74) with 4 2B, 5 HR and 11 runs (.856 OPS)...Did not hit over .248 in any month prior to Sept/Oct...Over his last 9 games (9/20-end of season) he batted .321 (9/28) with 5 runs, 3 2B, 1HR & 5 RBI (.930 OPS)...Had 16 extra-base hits out of 26 total hits (61.5%) when leading off an inning...Grounded into 0 double plays in 56 opportunities all year.

Pro Career

- ◆ **2016** Enjoyed one of the best seasons of his career, collecting career bests in home runs (23), extra base hits (68) and runs scored (91) while falling just shy of his career-best total in RBI (82)...Was tied for first with Jose Altuve among American League second basemen in doubles (41) and T6th in RBI...Was 3rd in the American League in second half doubles (23)...Started 153 games in the two-hole, and hit 23 home runs in that spot (2nd-most all-time in club history batting second)...Enjoyed the second five-hit game of his career in extra-innings loss at Houston on 5/11...Enjoyed the third 2-HR game of his career on 7/8 vs. NYY...Best month came in July, batting .344 (33/96) with 9 2B, 6 HR, 21 runs and 13 RBI in 24 games (T2nd in the A.L. in July runs scored)...Hit a combined .230 (14/61) in the Postseason with 3 2B, 4 HR, 8 RBI and 9 runs over all 15 games....His 4 HR were third-most in Indians Postseason history behind Thome (6 1998) and S. Alomar (5 in 1997)...Joined Lou Gehrig & Jimmie Foxx in game 4 of WS at Chicago as only players w/3-run WS HR at Wrigley Field.
- ◆ **2015** Bounced back with his second All-Star season in the last three years, finishing with career-highs in hits, doubles, triples, average and on-base pct....Led American League second basemen in average, on-base, slugging and OPS and also ranked among A.L. overall leaders in a variety of categories (see box on next page) and led all A.L. lead-off batters with a .385 on-base pct. (was 3rd with 81 runs scored in #1 spot)...After hitting .218 in April with a .551 OPS (7 R, 8 RBI) he exploded in May, batting .429 (51/119) with 15 2B, 3 3B, 4 HR & 17 RBI in 29 games to earn A.L. Player of the Month honors for the second time in his career...He led the A.L. in all of the slash line categories and also led the league in runs (30), doubles and hits...The 22 extra base hits were the most ever in a single month by an Indians 2B, a May club record and most in any month since Hafner (22, Aug. 2006) and his 51 May hits were the most for that month in club history (prev. Joe Jackson, 49, 1913)...Was also just the 16th player (3rd-ever in May) in MLB history with a month of at least 50 hits, 30 runs and a 1.200 OPS...Was just the 11th Indians player since 1914 with at least 51 hits in a month and the first since Roberto Alomar (Sept. 2000)...The 15 doubles were most for an Indians batter, in any month, since Jeff Heath in Sept. 1942...Was the first MLB player to collect 50+ hits and score 30+ runs in a single month since Philadelphia's Jimmy Rollins in Sept./Oct. of 2005 (52H/32R) and the first in the A.L. since New York-AL's Derek Jeter in Sept/Oct. of 1998 (50H/30R)...His 19 hits over a 7-game span, 5/9-16, equaled a club record.

2016 AMERICAN LEAGUE RANKINGS

Category	Rank	#
Doubles	T6th	41
Extra-Base H	T15th	68
Plate Apps.	T13th	688
Hits	T20th	168
Steals	T19th	15

MOST HOME RUNS, CLUB HISTORY BATTING SECOND

1. Toby Harrah (1982)	24
2. Jason Kipnis (2016)	23
3. Earl Averill (1934)	16
Asdrubal Cabrera (2011)	16
5. Bobby Avila (1954)	15

MLB OPS LEADERS 2015 SECOND BASEMEN

1. Jason Kipnis (CLE)	.823
2. Jose Altuve (HOU)	.812
3. Ben Zobrist (KC/OAK)	.809
4. Logan Forsythe (TB)	.804
5. Robinson Cano (SEA)	.779
6. Dee Gordon (MIA)	.776

2015 AMERICAN LEAGUE RANKINGS

Category	Rank	#
Average	7th	.303
Doubles	2nd	43
On-base%	7th	.372
vs RHP	3rd	.334
OPS	18th	.823
Hits	15th	171
Triples	T11th	7
Times On	13th	237
Runs	T18th	86
Extra Base H	T18th	59
Multi-hit Gms	T11th	49

- ◆ **2015 cont** Had 8 games of at least 3 hits for the month and on the year had 18 such games, tied for 2nd in the league (had 16 multi-hit games in May)...Hit .358 (34/95) in June with 9 2B, 1 HR, 8 RBI and 15 runs scored in 25 games to seal his second All-Star bid in the player balloting...Hit in a career-best 20 straight games from 6/3-26, the third-longest hitting streak in the A.L. in 2015 and the longest by an Indians player in 2015...Entered the break hitting .323 (112/347) with 59 runs, 27 2B, 6 3B, 6 HR & 37 RBI in 87 games and was 3rd in the A.L. in WAR (4.8) and average, 2nd in hits and 1st in times on base (161)...For the year in the #1 spot he batted .311 (153/492) with 27 2B, 6 3B, 6 HR, 37 RBI and 81 runs scored (42 BB, .385 OBP/.861OPS)...Was on the 15-day D.L. (R shoulder inflammation) for the third time in his career from 8/2-17...Prior to D.L. stint had played all but 15.1 IP all season and after 9/16 he hit .339 (19/56) with 5 2B, 1 3B, 1 HR & 7 runs over his final 14 games of the year...Was 3rd in the A.L. in home batting avg (.347, 95/274) and at one point hit safely in 29 straight games from 5/1-7/6, the 2nd-longest home hitting streak in club history and longest in Progressive Field history (Hal Trosky, 31-games, 1936).
- ◆ **2014** Limited the four months of the season after a late-April strained right oblique that forced him to the 15-day Disabled List for the second time in his career from 4/30-5/27, an injury suffered on 4/29 at the LA Angels...Enjoyed his 2nd career multi-home run game on 7/18 at Detroit...Hit his last home run on 7/31 and did not homer over his season's final 48 games (186 at bats)...Did not hit over .261 in any single month of the season (highest monthly OPS was .666 in July)...Removed from 9/18 game at Houston with a strained right hamstring and did not appear at second base the rest of the season (3GS at DH, shut down last two days of the season)...Underwent surgery to his left ring finger on 12/16 in Cleveland to repair a damaged extensor tendon (Dr. Thomas Graham) after off-season weight room workout.
- ◆ **2013** American League All-Star...Finished the year hitting .284 (160/564, 2nd on team) while leading the team in runs (86), hits (160), RBI (84) and steals (30)... Finished among A.L. leaders in walks (T7th, 76), steals (T9th, 30), RBI (T16th, 84) and on-base pct (14th, .366)...Among Major League second basemen he finished 3rd in OPS (.818), 2nd in steals and T3rd in RBI...His 84 RBI were the most by an Indians 2B since Roberto Alomar (100) in 2001 as he became the first Indians 2B to enjoy the outright team RBI lead since Joe Gordon in 1948...Won the A.L. Player of the Month award for June, hitting .419 (39/93) with 12 2B, 4 HR, 25 RBI, 17 runs and 30BB in 27 games, the first such honor for an Indians player since Choo in Sept 2008...Led A.L. in June batting average, on-base (.517) and was T1st in hits and 2nd in RBI, doubles, slugging% and extra-base hits...His All-Star push was also buoyed by a 36-game streak of reaching base (via hit/walk) from 5/26-7/5, the longest by an Indians batter since Victor Martinez did so in 45 straight over the 2005-06 seasons...Doubled in a run off Craig Kimbrel in his first All-Star appearance, caught the game's final out to preserve a 3-0 A.L. win...24RBI vs. MIN in 19 games (16RS), T3rd most RBI vs. the Twins in a single-season since 1961.
- ◆ **2012** Spent his first full-season in Majors, finished tied for the team lead in RBI (76) and steals (31)...Finished T6th in the A.L. in steals (31 in 38 attempts/82%)...Also finished T17th in the A.L. in runs (86), T14th in walks (67) and T18th in multi-hit games (47)...Season got off to a fine start and spent much of the first half leading the team and ranked in the top 20 in the A.L. in home runs, RBI, runs, hits and steals before falling off the last three and a half months of the season...Was one of 3 players in Majors w/70+RBI, 80+RS, 10+HR and 25+SB (Kipnis, Mike Trout, Ryan Braun)...Those plateaus were only reached 8 times previously (by 5 players) in Indians history, the last coming in 2007 and 2008 (Sizemore)...Was just the 2nd player in Indians history w/ 10 HR & 20 SBs prior to All-Star break (Sizemore, '07-'08), according to **STATS LLC**.
- ◆ **2011** Had a very promising season in just his third professional campaign and 2009 draft pick spent the second half of the season in the Major Leagues around a three and a half week trip to the D.L. in August/Sept...Began the season in AAA Columbus before he was promoted to Cleveland on 7/21...At the time of his 7/21 promotion he was leading the Int'l League in triples (9), 2nd in runs (64), T12th in RBI (55)...He started at second base in the Triple A All-Star Game and homered in the **SiriusXM** Futures Game...Prior to the 2011 season, he was named the best prospect in the Indians organization by **Baseball Prospectus** and was also selected to the International League Postseason All-Star team, the **Baseball America** Triple A All-Star Team and was named Indians Minor League Player of the Year for 2nd straight year...Contract purchased from AAA Columbus on 7/21 and made his MLB debut vs. Chicago-AL on 7/22...Collected his first Major League hit on 7/25 vs. the LA Angels, a walk-off 9th inning game-winner off Hisanori Takahashi...Only Indian since the RBI became an official statistic to produce his first MLB hit in walk-off fashion (*Elias*)...Hit his first MLB HR on 7/31 off KC's Danny Duffy...Homered in a club season-high 4 straight games from 7/31-8/3, equaling the club record for HR in consecutive games by a rookie (Al Rosen, June 1950)...Was the first player in major-league history to homer in four consecutive games within two weeks of his debut and first Indians batter with HR in 4 straight since Travis Hafner in August 2006...First Indians 2B to HR in 4 straight games in 111-year history of franchise...Last MLB batter to HR in 4 straight w/in first 10 games of his MLB career was Graig Nettles in 1968 with Minnesota (*Elias*)...Went 5-for-5 w/4RS, HR, 2B & 3RBI on 8/10 vs. Detroit, becoming the first Indians rookie and 14th overall since 1920 to collect 5hits, 4RS & 3RBI in the same game...2nd Indian ever w/6HR in first 16 career games (Luis Medina, 1988)...Did not play from 8/13-17 w/a strained right oblique and was in the lineup of 8/18 at Chicago-AL before injuring his right hamstring in pre-game stretching and was placed on the 15-day D.L. the next day (on D.L. 8/13-9/5).

◆ **2010** In 2nd professional season hit a combined .307 (159/518) with 96RS, 32 2B, 8 3B, 16 HR and 74 RBI in 133 games between Kinston and Akron and was named the Tribe's Minor League Player of the Year (Lou Boudreau Award) and was named a **Baseball America** Minor League All-Star, all while making the transition from outfield to second base....Following the completion of the Aeros season, Kipnis joined the AAA Columbus Clippers for their playoffs and batted .455 (10/22) with 9RS, 3 2B, 2 3B, 2HR and 3RBI in 5 games for the IL and Triple-A Champions...Hit for the cycle in the IL Championship Game vs. Durham on 9/17 and was a single short of the cycle (3-for-4, 3RS) in the Triple-A Championship Game vs. Tacoma on 9/21...Was named to the Arizona Fall League Rising Stars game and hit .295 (23/78) with 11 2B, 3 HR & 19 RBI in 19 games for Peoria (Was T5th in the AFL in RBI and 9th with a .966 OPS)...Promoted to AA Akron in early June...Kipnis led the entire Indians minor league system in hits (159) and runs scored (96) and ranked T3rd in triples (8), 4th in doubles (32), T5th in HR (16) and T5th in RBI (74)...Following the season he was named the 9th best prospect in the Eastern League by **Baseball America** (3rd best prospect in the Indians system entering 2011).

◆ **2009** Was named 10th best prospect in the Indians system by **Baseball America** entering 2010 and 9th best prospect in the New York-Penn League at the end of 2009.

College Career

◆ Played two seasons at Arizona State University in 2008 and 2009...In 2009 he hit .384 (91/237) with 21 2B, 16HR & 71 RBI in 63 games (76 RS, 27 SB)...In 2009 he was a first team All-America selection by **Baseball America**, **Collegiate Baseball**, **Rivals.com** and the **NCBWA**, was a semi-finalist for the Golden Spikes Award and was named Pac-10 Player of the Year...ASU advanced to the CWS in his junior season of 2009...In 2008 earned Pac-10 Newcomer of the Year honors...Was named First Team All-Pac-10, First Team All-West Region by the **ABCA**, Second Team All-America by the **ABCA** and a Third Team All-American by **Baseball America**...Hit .371 with 14 homers and 73 RBI while starting all 62 games in 2008...Red-shirted in 2006 at the University of Kentucky and played at UK in 2007 before transferring... Played for the Cotuit Kettleers of the Cape Cod League over the 2008 summer...Selected by the San Diego Padres in the 4th Round (135th Overall) in the 2008 Major League Baseball Draft, but did not sign...Majored in BIS at Arizona State.

Personal/Miscellaneous

Full name **JASON MICHAEL KIPNIS**...Single...2005 graduate of Glenbrook North High School in Northbrook, Illinois...Earned three letters in baseball and two in football... Earned First Team All-State honors and was the Central Suburban League Most Valuable Player as a senior...Was an All-Conference wide receiver, setting school records for catches, yards and TDs in a season...Was the 2012 club Roberto Clemente Award Nominee for his work with youth baseball camps and his participation in the Baseball Tomorrow Fund/Equipment Drive...Five-time Tribe Fest participant...Was the club's 2013 recipient of the MLB Players Alumni Association (MLBPAA) Heart and Hustle Award...The esteemed award honors active players who demonstrate a passion for the game of baseball and best embody the values, spirit, and tradition of the game (only MLB award voted on by former players)...

In 2014, Jason became a charter member of the Taylor Hooton Foundation's "Advisory Board" of active Major-League players...The Hooton Foundation is widely acknowledged as the leader in the advocacy against the use of performance and appearance-enhancing drugs by the youth of America...Was instrumental in the support and funding of the 2016 Larry Doby Fund...Annual "shoe toss" after the conclusion of each season has become a fan-favorite and must-see event...Hosted military personnel after various points during the 2017 season as part of the club's "Joining Forces" Program in partnership with the Green Beret Foundation.

INDIANS CLUB HISTORY


15 HR/30 STEALS, single-season
1. Jason Kipnis (2013) 17hr/30sb
2. Grady Sizemore(2008) 33hr/38sb Grady Sizemore(2007) 24hr/33sb
3. Roberto Alomar (2001) 20hr/30sb Roberto Alomar (2000) 19hr/39sb Roberto Alomar (1999) 24hr/37sb
4. Kenny Lofton (2000) 15hr/30sb
5. Joe Carter (1987) 32hr/31sb
6. Bobby Bonds (1979) 25hr/34sb

KIPNIS' FAVORITES

Favorite Movie: Avengers
Favorite Group/Artist: Justin Timberlake
Favorite Athlete Growing Up:
 Michael Jordan/Ken Griffey, Jr.
Favorite Team Growing Up: Chicago Bulls
Person Who Has Most Influenced You: Dad(Mark)
Favorite Road City: Chicago
Favorite Road Stadium: Fenway Park
Favorite TV Show: Game of Thrones

KIPNIS' CAREER GAME HIGHS

HITS: 5, two times, last May 11, 2016 vs. HOU; **RUNS:** 4, two times, last June 28, 2013 @CWS (Game 1); **DOUBLES:** 3, June 28, 2013 @CWS (Game 1); **HR:** 2, four times, last May 14, 2017 vs. MIN; **RBI:** 4, eight times, last May 14, 2017 vs. MIN; **SB:** 3, August 26, 2012 vs. NYM; **BB:** 3, nine times, last June 1, 2017 vs. OAK; **HITTING STREAK:** 20 games, June 3-26, 2015; **GRAND SLAMS:** 1, June 1, 2012 vs. MIN (Pavano); **LEAD-OFF HR:** 7, last May 14, 2017 vs. MIN (Santiago); **"WALK-OFF" HR:** 1, May 17, 2013 vs. SEA (Luetge); **INSIDE PARK HR:** July 3, 2013 @KC (Guthrie); **PINCH-HIT HR:** n/a



Corey Kluber

28

Age: 31, born April 10, 1986 in Birmingham, A.L.

Resides: Winchester, MA

Position: Pitcher

Bats: R

Throws: R

Height: 6-4

Weight: 215

ML Service: 5 + 074

Contract Status: Signed thru 2019 with club options for 2020 and 2021

Acquired: July 31, 2010; Acquired from the San Diego Padres in a 3-team trade sending RHP Jake Westbrook (from Cleveland) & LHP Nick Greenwood (from SD) to the St. Louis Cardinals; OF Ryan Ludwick from St. Louis to San Diego.

OPPONENTS

YEAR	CLUB	W-L	ERA	G	GS	CG	SHO	SV	IP	H	R	ER	HR	HB	BB	SO	WP	BK	AVG	SLG	OBP
2007	Eugene	1-1	3.51	10	7	0	0	0	33.1	28	16	13	1	2	15	33	0	0	.230	.328	.319
2008	Ft. Wayne	4-3	3.21	10	10	0	0	0	56.0	49	25	20	8	6	13	72	4	0	.229	.416	.291
	Lake Elsinore	2-5	6.01	19	16	0	0	0	85.1	93	62	57	9	2	34	75	5	0	.280	.455	.347
2009	Lake Elsinore	7-9	4.54	19	19	0	0	0	109.0	110	65	55	9	6	36	124	8	0	.261	.420	.328
	San Antonio	2-4	4.60	9	9	0	0	0	45.0	45	25	23	5	2	34	35	1	1	.266	.402	.389
2010	San Antonio	6-6	3.45	22	21	0	0	0	122.2	121	59	47	7	9	40	136	5	0	.259	.360	.327
	Akron	2-2	3.76	5	5	0	0	0	26.1	38	12	11	0	2	10	21	1	0	.345	.427	.407
	Columbus	1-1	3.27	2	2	0	0	0	11.0	10	4	4	1	2	6	8	0	0	.263	.421	.391
2011	Columbus	7-11	5.56	27	27	0	0	0	150.2	153	101	93	19	8	70	143	12	0	.263	.423	.349
	CLEVELAND	0-0	8.31	3	0	0	0	0	4.1	6	4	4	0	2	3	5	1	0	.300	.300	.440
2012	Columbus	11-7	3.59	21	21	1	0	0	125.1	121	62	50	9	5	49	128	6	0	.251	.365	.325
	CLEVELAND	2-5	5.14	12	12	0	0	0	63.0	76	44	36	9	4	18	54	2	0	.295	.484	.350
2013	Columbus	1-1	6.57	2	2	0	0	0	12.1	14	9	9	2	0	3	12	0	0	.286	.531	.327
	CLEVELAND	11-5	3.85	26	24	0	0	0	147.1	153	67	63	15	5	33	136	1	0	.271	.413	.316
2014	CLEVELAND	#18-9	2.44	34	#34	3	1	0	235.2	207	72	64	14	6	51	269	3	0	.233	.345	.279
2015	CLEVELAND	9-16*	3.49	32	32	#4	0	0	222.0	189	92	86	22	11	45	245	6	1	.231	.371	.279
2016	CLEVELAND	18-9	3.14	32	32	3	*2	0	215.0	170	82	75	22	7	57	227	5	1	.216	.357	.274
2017	CLEVELAND	#18-4	*2.25	29	29	#5	#3	0	203.2	141	56	51	21	5	36	265	4	0	*.193	*.321	*.235
	Akron	1-0	0.00	1	1	0	0	0	5.0	1	0	0	0	0	0	1	0	0	.067	.067	.067
Minor Lge. Totals		45-50	4.40	147	140	1	0	0	782.0	783	440	382	70	44	310	788	42	1	.261	.402	.337
CLEVELAND TOTALS		76-48	3.13	168	163	15	6	0	1091.0	942	417	379	103	40	243	1201	22	2	.232	.366	.281
American League		76-48	3.13	168	163	15	6	0	1091.0	942	417	379	103	40	243	1201	22	2	.232	.366	.281
National League		--	--	--	--	--	--	--	--	--	--	--	--	--	--	--	--	--	--	--	--
M.L. TOTALS		76-48	3.13	168	163	15	6	0	1091.0	942	417	379	103	40	243	1201	22	2	.232	.366	.281

#Tied for American League lead *Led American League

CAREER TRANSACTIONS

2007 Selected by the San Diego Padres in the 4th round (134th overall) of the June draft. Signed on 7/17.

2010 Acquired by the Cleveland Indians from San Diego in a three team deal that sent Jake Westbrook to St. Louis, 7/31.

2013 DL - right long finger sprain, 8/6-9/6.

2017 DL - lower back strain, 5/3-31...rehab AA Akron, 5/26.

ALL-STAR GAME PITCHING RECORD

YEAR	CLUB	W-L	ERA	G	GS	CG	SHO	SV	IP	H	R	ER	HR	HB	BB	SO	WP	BK
2016	Cleveland (at SD)	1-0	0.00	1	0	0	0	0	1.0	0	0	0	0	0	0	1	0	0
2017	Cleveland (at MIA)																	

--- DID NOT PITCH---

POSTSEASON PITCHING RECORD

YEAR	CLUB	W-L	ERA	G	GS	CG	SHO	SV	IP	H	R	ER	HR	HB	BB	SO	WP	BK
2016	CLE (ALDS vBOS)	1-0	0.00	1	1	0	0	0	7.0	3	0	0	0	1	3	7	0	0
	CLE (ALCS vTOR)	1-1	1.59	2	2	0	0	0	11.1	10	2	2	1	0	4	13	0	0
	CLE (WS vCHI)	2-0	2.81	3	3	0	0	0	16.0	15	5	5	2	2	1	15	0	0
2017	CLE (ALDS vNYY)	0-1	12.79	2	2	0	0	0	6.1	10	9	9	4	0	3	10	0	0
	TOTALS	4-2	3.54	8	8	0	0	0	40.2	38	16	16	7	3	11	45	0	0

FIELDING BY POSITION

PCT	G	PO	2017				PCT	G	PO	CAREER				
			A	E	TC	DP				A	E	TC	DP	
.969	29	15	16	1	32	1	Pitcher	984	168	85	98	3	186	7

PITCHERS HITTING

AVG	AB	2017			RBI	AVG	AB	CAREER		
		H	HR	RBI				H	HR	RBI
.500	2	1	0	0	.158	19	3	0	0	

2017 Season Highlights

- ◆ Authored one of the most prolific pitching campaigns in club history, posting the lowest ERA (2.25 ERA) in Major League Baseball while etching his name among the all-time greats in franchise history... Became first Indians pitcher since Mike Garcia (2.36) in 1949 to lead MLB in ERA...In addition to leading the league in ERA, also shared or led the American League in wins, shutouts, complete games, strikeout-to-walk ratio (7.36) and posted the lowest ERA+ (202), WHIP (.869), hits per 9.0IP (6.2), walks per 9 IP (1.6), batting average/on-base pct/slugging pct against (.193/.321/.235)...Is the first pitcher in club history with multiple A.L. Cy Young Awards (2014/2017) and has finished in the top 3 in voting in 3 of the last 4 seasons (also 2016: 3rd); the 19th winner of multiple Cy Youngs since 1956...Recorded 15 double-digit strikeout games, tied for 2nd in all of MLB (Chris Sale-18) and the second highest single-season total in club history...His 265 strikeouts were the 7th-highest total in club history as he has now entered into the top 10 in club history in career strikeouts (7th, 1201).
- ◆ Kluber went a perfect 5-0 in six September starts to earn his third A.L. Pitcher of the Month award in 2017 (first pitcher to accomplish the feat since Dallas Keuchel of Houston in his Cy Young Award-winning 2015 season), posting a 0.84 ERA (43.0IP, 31H, 4ER, 3BB, 50SO), the first Indians pitcher since 1969 (Same McDowell) to post 5 wins, 50 strikeouts and an ERA below 1.50 in a calendar month (Carrasco also did it in Sept.)...Also won A.L. Pitcher of the Month in June (4-0, 1.26 ERA) and August (5-1, 1.96 ERA)...Also named A.L. Player of the Week twice... Kluber struck out at MLB-best 64 batters in June and recorded double-digit strikeouts five times...First Indians pitcher w/four straight seasons of at least 200.0 IP since Charles Nagy, 1996-99...Third pitcher in club history (McDowell/Feller) w/4 straight 200 SO seasons (or overall for that matter).
- ◆ Season got off to an uneven start, going 3-2 with a 5.06 ERA thru his first 6 starts (37.1IP, 38H, 21ER, 13BB, 41SO) while nursing lower back soreness...Was insanely good after his activation from the D.L. on June 1, going 15-2 with a 1.62 ERA over his last 23 starts (166.1IP, 103H, 30ER, 23BB, 224SO, .175 avg) to lower ERA from 5.06 to 2.25... Indians went 13-1 over his last 14 starts...Enjoyed a 5-game winning streak and a 6-game winning streak to end the season over that span... Became the third Indians hurler over the last 65 years to notch at least 16 wins across their first 20 decisions in a season, joining Cliff Lee (2005, 08) and Charles Nagy (1996).
- ◆ Since the start of the 2016 season, Kluber has gone 17-3 with a 2.47 ERA (47ER/171.1IP) in 25 starts against A.L. Central opponents...His 2.47 ERA against the A.L. Central is the second-lowest intradivisional ERA in that span [min 125.0 IP]...Went 10-2 with a 1.81 ERA (23ER/114.2IP) at Progressive Field, which was the lowest home ERA in the A.L. & second-lowest in MLB this season...Kluber's 1.81 ERA at home was the lowest home mark by an Indians pitcher (min. 80.0IP) since Gaylord Perry posted a 1.77 home ERA in 1972.
- ◆ Was named to the American League All-Star team for the second time in his career (also 2016)...Became the first Tribe right-handed starting pitcher to earn consecutive All-Star nods since Early Wynn did so in three straight years from 1955-57.
- ◆ Tossed three complete game shutouts (3-hitter April 21 at CWS & June 19 at BAL; 5-hitter Sept. 12 vs. DET)...Now owns 6 career complete game/shutouts and 15 complete games... Recorded his 1,000th career strikeout on June 14 at Progressive Field against Los Angeles-NL...Marked Kluber's 148th career appearance, making him the fastest pitcher in Indians history to reach the 1,000 strikeout mark...Became just the seventh pitcher in MLB history to record 1,000 strikeouts by their 150th career appearance.
- ◆ Struck out 10-plus batters in five consecutive starts from June 14 through July 4, which set a new franchise record, surpassing Bob Feller's previous record of four such starts from the end of 1938 through the start of 1939...Tied his own record by posting another 5 straight double-digit strikeout games, July 15-August 8...Worked a pair of back-to-back complete games on August 3 vs. New York-AL and August 8 vs. Colorado...Struck out 10+ batters in both games, becoming the first Indians pitcher to throw back-to-back complete games with 10-or-more strikeouts since John Farrell did so on August 11 & 17, 1989.
- ◆ Recorded eight-or-more strikeouts in 14 consecutive starts from June 1 through August 13, becoming one of just three pitchers in MLB history to record a streak of 14-or-more starts with 8-plus strikeouts, joining Randy Johnson (3x) and Pedro Martinez (2x)...It marked the 3rd-longest single-season streak in MLB history.

Pitcher (Team)	1st	2nd	3rd	PTS
1. Corey Kluber (CLE)	28	2	-	204
2. Chris Sale (BOS)	2	28	-	126
3. Luis Severino (NYY)	-	-	20	73
4. Carlos Carrasco (CLE)	-	-	1	43
5. Justin Verlander (2tm)	-	-	3	32

Category	Rank	#
WAR (Ps)	1st	8.0
WAR (All)	3rd	8.0
Wins	T1st	18
ERA	1st	2.25
WHIP	1st	0.869
FIP	2nd	2.50
Strikeouts	2nd	265
Hits/9.0IP	1st	6.2
BR/9.0IP	1st	8.04
Innings	4th	203.2
SO per 9.0IP	2nd	11.7
HR per 9.0IP	3rd	0.93
BB per 9.0IP	1st	1.6
Avg. All'd	1st	.193
Slg% All'd	1st	.321
OB% All'd	1st	.235
SO/BB ratio	1st	7.36
GB:FBI ratio	10th	1.61
W-L pct.	2nd	.818
avg vRHH	3rd	.186
avg vLHH	5th	.200
Road ERA	5th	2.83
Home ERA	1st	1.81

Roger Clemens (7)	Randy Johnson (5)
Steve Carlton (4)	Greg Maddux (4)
Clayton Kershaw (3)	Sandy Koufax (3)
Pedro Martinez (3)	Jim Palmer (3)
Tom Seaver (3)	Max Scherzer (3)
Bob Gibson (2)	Tom Glavine (2)
Roy Halladay (2)	Tim Lincecum (2)
Denny McLain (2)	Gaylord Perry (2)
Bret Saberhagen (2)	Johan Santana (2)
Corey Kluber (2)	19 overall

Player	WHIP
1. Addie Joss (1908)	0.806
2. Corey Kluber (2017)	0.869
3. Luis Tiant (1968)	0.871
4. Addie Joss (1906)	0.933
5. Bill Bernhard (1902)	0.935
6. Addie Joss (1909)	0.944

Player	WHIP
1. Pedro Martinez (BOS/2000)	0.737
2. Greg Maddux (ATL/1995)	0.811
3. Zack Greinke (LA/2015)	0.844
4. Clayton Kershaw (LA/2014)	0.857
5. Jake Arrieta (CHI/2015)	0.865
6. Corey Kluber (CLE/2017)	0.869
7. Clayton Kershaw (LA/2015)	0.881
8. Greg Maddux (ATL/1994)	0.896

Player	SO
1. Bob Feller	2581
2. Sam McDowell	2159
3. Bob Lemon	1277
Early Wynn	1277
5. CC Sabathia	1265
6. Charles Nagy	1235
7. Corey Kluber	1201
8. Mel Harder	1161

- ◆ Reached 200 strikeouts for the season in his start on August 23 vs. Boston ...Is also one of three players in club history to record 200+ strikeouts in four consecutive seasons (Bob Feller, 1938-1941 and Sam McDowell, 1965-1969)...Kluber also became the fastest pitcher in Indians history to reach 200 strikeouts, needing just 147.0 innings to do so...The previous fastest mark belonged to Sam McDowell, who reached 200 strikeouts in 1965 after 161.1 innings...Also became the third pitcher in Club history to post multiple 250-strikeout campaigns (also 2014), joining Sam McDowell (1965, 68-70) and Hall of Famer Bob Feller (1940-41, 46).
- ◆ Did not allow a walk in his last 127 PA's against a RHH dating back to August 13th...Opponents are hitting .205 against him (311/1520) since the start of 2016 (Rank: 3rd MLB)... OPS of .556 allowed was 2nd-lowest in MLB...Recorded an ERA of 1.55 in the first inning (5ER/29 IP)...Batters hit .197 (45/228) off him with runners on base (lowest in A.L.) and .228 (26/114) with RISP (7th-lowest in the league)...Batters hit .148 (47/317) when behind in the count...His .818 winning pct. was 2nd-best in the A.L. and 6th-best single-season mark in club history...His .869 WHIP and 202 adjusted ERA+ were second-lowest marks in club history next to Addie Joss' historic 1908 season (.806, 204)...His 6.23 hits/9 IP allowed was the 8th-lowest single-season mark in club history, the lowest since Tiant (5.295) & McDowell (6.056) in 1968.
- ◆ His 1.79 ERA in the second half was the lowest in the Major Leagues (min 80 IP)...Since 1913 using those same standards, he owns 2 of the 6 lowest second half ERAs in club history in addition to his second half of the 2014 season (1.73)...Had a rough ALDS, going 0-1 w/a 12.79 ERA in 2 starts (6.1IP, 10H, 9R/ER, 3BB, 10SO)...His 2.2IP in game 2 vs. NYY was his shortest start of 2017 and his 6 runs equaled a season-high (done once).

2016 Season Highlights

- ◆ Had another Cy Young-caliber season, again leading the team in virtually every pitching category while finishing among Major League pitching leaders in wins (18, T5th), innings pitched (215.0, 8th) and strikeouts (227, 8th)...Topped the 200.0 IP plateau for the third straight season despite missing his last start of the season due to a right quadriceps injury suffered during his last start in Detroit on 9/26...Was amongst the top ten in many American League pitching categories (box at right) ...Finished third in the BBWAA A.L. Cy Young voting behind Rick Porcello and Justin Verlander...Named starting pitcher on the **Sporting News** American League All-Star team.
- ◆ Really hit his stride in early July, going 10-1 with a 2.41 ERA over his final 15 starts (101.0IP, 78H, 27ER, 30BB, 113SO, .213avg) from 8/8 thru the end of the season and won a career-best 7 straight decisions from 7/8-8/21 (10GS, all quality)... Was named the A.L. Pitcher of the Month for August after going 5-0 with a 2.43 ERA (11ER/40.2IP) in six starts...Marked the second time in his career to earn Pitcher of the Month honors, as he also received the award in September of 2014.

2016 AMERICAN LEAGUE CY YOUNG VOTING				
Pitcher (Team)	1st	2nd	3rd	PTS
1. Rick Porcello (BOS)	8	18	2	137
2. Justin Verlander (DET)	14	2	5	132
3. Corey Kluber (CLE)	3	6	12	98
4. Zach Britton (BAL)	5	3	2	72
5. Chris Sale (CWS)		1	4	40

- ◆ Went 9-1 with a 2.52 ERA in 14 second half starts (93.0IP, 73H, 26ER), the third-lowest ERA in the A.L. after the All-Star break...Tossed his third career shutout on June 21 vs. Tampa Bay, a 3-hit, 9-strikeout performance...Enjoyed three double-digit strikeout games on the season...Has worked 200.0 innings for the third straight season.

2016 MLB brWAR, PITCHERS	
1. Verlander (DET)	6.6
2. Kluber (CLE)	6.5
3. Scherzer (WSN)	6.2
4. Kershaw (LAD)	5.6
5. Cueto (SFG)	5.6
6. Roark (WSN)	5.5

- ◆ Allowed just one earned run on two hits with 10 strikeouts over 8.0 innings of work on April 23 at Detroit (third time career, 10K, 0BB)...Joined Pedro Martinez and Randy Johnson as the only players in Major League history with three starts of 10-or-more strikeouts, no walks & two hits or fewer...Now owns 21 career starts (5 in 2016) of at least 6.0IP and 0 runs allowed, only CC Sabathia (27) have compiled more while pitching for Cleveland since 1971.

2016 AMERICAN LEAGUE RANKINGS		
Category	Rank	#
WAR (Ps)	2nd	6.5
ERA	4th	3.14
Wins	3rd	18
WHIP	4th	1.056
Innings	5th	215.0
Strikeouts	5th	227
Starts	T12th	32
Complete GS	T3rd	3
Shutouts	1st	2
SO per 9.0IP	4th	9.502
HR per 9.0IP	3rd	0.921
Hits per 9.0IP	3rd	7.116
Avg. All'd	3rd	.216
Slg% All'd	2nd	.357
OB% All'd	4th	.274
SO/BB ratio	8th	3.983
GB:FB ratio	15th	1.51
FIP	1st	3.26
Adjusted ERA	1st	149
Quality Starts	T6th	22

- ◆ Went 8-4 with a 3.03 ERA (35ER/104.0IP) in 16 starts away from Progressive Field this season, the 8th-lowest road ERA in the A.L...Went 10-5 with a 3.24 ERA in 16 home starts (40ER/111.0IP), good enough for the 8th-lowest home ERA in the league...Limited right-handed batters to a .206 (85-412, .2610B%) average against, the 2nd-lowest mark in the A.L.

- ◆ Was named to the American League All-Star Team by KC Manager Ned Yost, making his first career appearance at the 2016 All-Star Game in San Diego on July 12...Earned the win in the A.L.'s 4-2 victory after working a perfect 2nd inn. with one strikeout...Joined Bartolo Colón (1998), Bob Feller (1946) and Mel Harder (1934) as Cleveland All-Star game victors.

- ◆ Kluber further added to his exemplary 2016 in October, going 4-1 with a 1.83 ERA in 6 Postseason starts (34.1IP, 28H, 7ER, 8BB, 35SO), throwing on 3-days rest four times, including all 3 World Series starts...Threw six shutout innings in the Indians' Game 1 World Series win, lowering his then Postseason ERA to 0.74, the only other pitchers in MLB history to have at least three wins and an ERA that low in his first four career Postseason starts were Christy Mathewson for the Giants in the 1905 and 1911 World Series (4-0, 0.25 ERA) and Cliff Lee in 2009 for the Phillies (3-0, 0.54 ERA)...In that Game 1 World Series start, became the first player to strike out at least eight batters in the first three innings of a Postseason game (over 1500 Postseason games have been played).

ACTIVE MAJOR LEAGUE ERA LEADERS, min. 1000.0IP		
Player	ERA	IP/ER
1. Clayton Kershaw	2.36	1935.0/508
2. Chris Sale	2.98	1324.1/439
3. Madison Bumgarner	3.01	1508.2/505
4. Stephen Strasburg	3.07	1099.2/375
5. Corey Kluber	3.13	1091.0/379
6. Felix Hernandez	3.20	2502.1/890

2017 MLB brWAR, PITCHERS	
Player	WAR
1. Kluber (CLE)	8.0
2. Scherzer (WSH)	7.2
3. Gonzalez (WSH)	6.5
4. Strasburg (WSH)	6.4
5. Verlander (2TM)	6.3
6. Greinke (ARI)	6.1
7. Sale (BOS)	6.0

MLB STRIKEOUT LEADERS, 2014-2017	
1. Max Scherzer	1080
2. Chris Sale	1023
3. Corey Kluber	1006
4. Clayton Kershaw	914
5. Chris Archer	907

(Source) Baseball-Reference

MOST INNINGS PITCHED, MLB, 2014-2017	
Player	IP
1. Max Scherzer	878.0
2. Corey Kluber	876.1
3. Jeff Samardzija	844.2
4. Chris Sale	823.2
5. Johnny Cueto	822.2
6. Chris Archer	809.0

INDIANS HISTORY MOST STARTS, SINGLE-SEASON 8 or more STRIKEOUTS	
Player (Year)	GS/8K
1. Sam McDowell (1965)	24
2. Sam McDowell (1970)	23
3. Corey Kluber (2017)	22
4. Bob Feller (1946)	21
Corey Kluber (2014)	21

INDIANS HISTORY MOST STARTS, SINGLE-SEASON 10 or more STRIKEOUTS	
Player (Year)	GS/10K
1. Sam McDowell (1965)	17
2. Corey Kluber (2017)	15
2. Sam McDowell (1968)	13
3. Bob Feller (1946)	12
4. Herb Score (1956)	11
Corey Kluber (2014)	11

ERA's UNDER 2.50, 260+SO, 18 WINS MAJOR LEAGUE PITCHERS, 1987-2017	
Pitcher (Year, Team)	WINS-ERA-SO
1. Corey Kluber (2017, CLE)	18-2.25-265
2. *Corey Kluber (2014, CLE)	18-2.44-269
3. *Randy Johnson (2002, ARI)	24-2.32-334
4. *Randy Johnson (2001, ARI)	21-2.49-372
5. *Pedro Martinez (2000, BOS)	18-1.74-284
6. *Pedro Martinez (1999, BOS)	23-2.07-313
7. Randy Johnson (1997, SEA)	20-2.28-291
8. *Roger Clemens (1997, TOR)	21-2.05-292
9. *Randy Johnson (1995, SEA)	18-2.48-294

INDIANS PITCHERS, CLUB HISTORY	
Player	WINS-ERA-SO
1. Bob Feller (1946)	26-2.18-348
2. Luis Tiant (1968)	21-1.60-264
3. Corey Kluber (2014)	18-2.44-269
4. Corey Kluber (2017)	18-2.25-265

INDIANS HISTORY STRIKEOUTS, SINGLE-SEASON	
Player (Year)	SO
1. Bob Feller (1946)	348
2. Sam McDowell (1965)	325
3. Sam McDowell (1970)	304
4. Sam McDowell (1968)	283
5. Sam McDowell (1969)	279
6. Corey Kluber (2014)	269
7. Corey Kluber (2017)	265

INDIANS HISTORY SO per 9.0 IP, SINGLE-SEASON	
Player (Year)	SO
1. Danny Salazar (2017)	12.670
2. Corey Kluber (2017)	11.710
3. Sam McDowell (1965)	10.714
4. Carlos Carrasco (2015)	10.584
5. Danny Salazar (2016)	10.551
6. Sam McDowell (1966)	10.420
7. Corey Kluber (2014)	10.273

MOST 10+ STRIKEOUT GAMES, INDIANS PITCHERS, CLUB HISTORY	
Player	G/10K
1. Sam McDowell	74
2. Bob Feller	51
3. Corey Kluber	39
4. Herb Score	26
5. Luis Tiant	24
6. CC Sabathia	16

MLB, DOUBLE-DIGIT STRIKEOUT STARTS, 2014-17	
Player	Starts
1. Max Scherzer	46
2. Chris Sale	43
3. Corey Kluber	37
4. Clayton Kershaw	36
5. Chris Archer	26

2015 Season Highlights

- ◆ Despite his 9-16 record, Kluber followed up his 2014 A.L. Cy Young Award campaign with another impressive season, tallying 245 strikeouts and posting a 3.49 ERA (86ER/222.0IP), 13th-lowest ERA in the A.L...Held right-handed hitters to a .197 (77-for-390) clip, 2nd-lowest among A.L. hurlers, 6th-lowest in MLB...The Indians scored just 82 runs in support of Kluber (3.32 RSA) and plated 2-or-fewer runs in 21 of his 32 starts...Twice carried no-hit bids into the 7th inning, as St. Louis' Jonny Peralta (5/13) and Minnesota's Joe Mauer (8/9) each tallied 2-out singles to break them up.
- ◆ Was the first Cleveland hurler to log 132.0+ innings of work and post a 3.50 ERA or lower before the All-Star break since Charles Nagy in 1992 (138.2IP, 2.40 ERA)...The 154 K's are the 7th-most by any Indians hurler at the All-Star break, most since Sam McDowell tallied 183 K's before the break in 1970...The right-hander logged a single-season career-high 4 complete games in 2015 (tied for A.L. lead)...Worked consecutive complete games against the Twins on Aug. 9 and Aug. 14...Became the first Indians pitcher to toss CGs in consecutive starts since Roberto Hernández in Sept. 2010...First Indians pitcher since Gaylord Perry in 1974 (May 19-23) to toss consecutive complete games while allowing 3-or-fewer hits.
- ◆ Did not earn his first win until May 13 against St. Louis, striking out a career-high 18 batters in 8.0 scoreless innings (1H, 0BB)...Became one of 5 different pitchers in Major League history to strike out 18-or-more batters without allowing a walk, joining Luis Tiant (1X), Roger Clemens (3X), Randy Johnson (2X) and Kerry Wood (1X)...First Indians pitcher since Luis Tiant did so on July 3, 1968 against MIN (19SO, 0BB, 10.0IP)...According to *Elias*, only one other pitcher in MLB history has recorded 18+ K's in an outing of no more than 8.0 innings: Seattle's Randy Johnson on Sept. 27, 1992 at Texas (8.0IP, 6H, 2R-ER, 4BB, 18SO)...The 18 K's matched the franchise record for a 9.0-inning game, originally set by Bob Feller in Game 1 of a DH on Oct. 2, 1938 vs. DET...Were the most by any MLB pitcher in a game since Milwaukee's Ben Sheets struck out 18 on May 16, 2004 against ATL and the most in an A.L. game since Toronto's Roger Clemens struck out 18 on Aug. 25, 1998 against KC.

- ◆ Became the second-fastest Tribe pitcher to reach 500 K's in franchise history behind Herb score (68 games) and 5th-fastest among active pitchers (**STATS**)...In four starts from May 13-28, he registered 50 strikeouts...According to *Elias*, Kluber is the first pitcher in Indians history with 50 K's over a 4-start span that occurred in the same season (May 13-28)...First MLB pitcher to pull the trick since Arizona's Randy Johnson in 2004 (54 K's, Aug. 15-31)...Did not start from August 30-Sept. 16 due to a strained right hamstring suffered in Toronto bullpen session on Aug. 31.

2015 MAJOR LEAGUE LEADERS STRIKEOUTS

Player (Team)	SO
1. Clayton Kershaw (LAD)	301
2. Max Scherzer (WSH)	276
3. Chris Sale (CWS)	274
4. Chris Archer (TB)	252
5. Corey Kluber (CLE)	245

2014 Season Highlights

- ◆ First full season in the Major Leagues, becoming the fourth winner of the American League Cy Young Award in club history, winning by 10 pts over Felix Hernandez...Also won "Man of the Year" award given annually by Cleveland BBWAA chapter...Became just the third Indian and fourth Major League pitcher since 1987 to post 18 wins, a sub-2.50 ERA while recording at least 260 strikeouts, joining Bob Feller (1946) and Luis Tiant (1968) in Indians lore and jumped into the echelon of Pedro Martinez, Randy Johnson (last to do so, 2002) and Roger Clemens among pitchers to do so over the last 28 Major League seasons.
- ◆ Owned the highest Wins Above Replacement ("WAR") figure of any pitcher in the American League according to *FanGraphs* (7.3), *ESPN Stats & Info* (7.41), *Baseball-Reference* (7.4) and *Baseball Prospect* (6.09) and finished off with a flourish, winning his last five starts from Sept. 6-26, going 5-0 with a 1.12 ERA (40.1IP, 32H, 6R/5ER, 5BB, 54K), earning his first A.L. Pitcher of the Month award (last: Jimenez 9/2013) for September... According to *Elias* he became just the 4th pitcher in baseball's Modern Era (since 1900) to win each of his final 5 starts in a season while recording 50+ K's in that span, joining Herb Score (CLE, 1956), Nolan Ryan (1973, CAL) and Randy Johnson (1998, HOU).
- ◆ Fanned 14 in consecutive starts on 9/16 at Houston and 9/21 at Minnesota to equal new single-game career-bests as he became just the 9th pitcher in MLB history (other Indian Sam McDowell twice in 1968) to post consecutive 14 strikeout games (last coming in 2004/ Randy Johnson w/Arizona)...Won 2nd A.L. Player of Week award and fanned 39 batters over his last 3 starts (14/14/11), becoming first Indian since McDowell in 1968 and first Major Leaguer since Johnson in 2004 to amass those figures...First Indians hurler with 14+ K's in a single game since Bartolo Colon on May 29, 1998 at Toronto...His last start of 9/26 vs. Tampa Bay (8.0IP, 5H, 0R, 2BB, 11SO) marked his MLB-best 10th start of the year of 7.0+ innings, 2-or-fewer earned runs and 10+ SO (only other pitcher in the Majors with more than 5 such outings was LA LHP Clayton Kershaw with 6).
- ◆ Corey went a perfect 4-0 with a 2.09 ERA (10 ER/43.0 IP) in 6 May starts, notching a Major League-best 60 strikeouts over that span...Were the most strikeouts by an Indians pitcher in a calendar month since Dennis Eckersley in Sept/Oct 1976 (60)... Dating back to 1914, Corey became the 5th different Indians pitcher to strike out at least 60 batters in a single month (McDowell 8x, Feller, 8x, Score, Eckersley 1 each)...Also posted seven 10SO/one-or-fewer walk performances in 2014, most by a Tribe pitcher over the past 100 seasons - previous mark of 4 was set by Eckersley in 1976...David Price (10) was the only other pitchers in MLB to accomplish this feat in 2014...Notched six 8+ strikeouts/0 walk games this season - most in club history...Had 13 starts of 8SO/1-or-fewer walks which set a new club record (previous CC Sabathia 10 in 2007 Cy Young season).
- ◆ Posted his first career complete game on April 24 vs. Kansas City (9.0IP, 4H, 1R/0ER, 0BB, 11SO), the first 0BB/11K CG by a Tribe hurler since Tom Candiotti (10/1/86) and the first 0BB/11K CG/0 ER complete game since Len Barker's 1981 perfect game... His 7/30 shutout vs. Seattle (9.0IP, 3H, 0R, 0BB, 8K, 28 BF, 85 pitches) was the first of his career...Coupled with previous July 24 start at KC (took perfect game into 20th hitter, ND, 9.0IP, 2H, 1R/0ER, 0BB, 10K, 28 BP), he became the first pitcher to toss 9.0IP and face no more than one batter over the minimum in consecutive starts since Jim Scott of the 1914 White Sox (6.1 perfect IP on 7/24@KC deepest into game by an Indian since Barker perfect game; first Tribe hurler w/ND after 9.0+ IP, 10+ SO & 0 BB since Pedro Ramos on 9/17/1963 vNYY)...According to *Baseball-Reference*, prior to Kluber's July 24 performance only 2 pitchers over the past 100 seasons have taken a no-decision after working 9.0 + IP and 10+K's while allowing no more than 2 baserunners...The 85-pitch July 30 shutout is lowest on record (1988) for any Indians pitcher and just the third in MLB since 2009 (Aaron Cook 2012, Jeff Karstens 2011)... Last MLB 3-hit (or less) shutout in MLB of 85-or-fewer Ps, 0BB/8K was Rich Harden in 2005.

2015 AMERICAN LEAGUE RANKINGS

Category	Rank	#
WAR (Ps)	6th	4.2
WHIP	3rd	1.054
ERA	13th	3.49
Innings	2nd	222.0
Strikeouts	3rd	245
Starts	T7th	32
Complete GS	T1st	4
Hits/9.0IP	7th	7.662
SO per 9.0IP	4th	9.932
HR per 9.0IP	16th	0.89
BB per 9.0IP	3rd	1.824
AVG All'd	9th	.231
Sig% All'd	10th	.371
OB% All'd	6th	.279
SO/BB ratio	2nd	5.444
GB:FB ratio	9th	1.93
FIP	6th	2.97
Adjusted ERA	9th	122

2014 MAJOR LEAGUE LEADERS STRIKEOUTS

Player (Team)	SO
1. David Price (TB/DET)	271
2. Corey Kluber (CLE)	269
3. Max Scherzer (DET)	252
4. Felix Hernandez (SEA)	248

2014 AMERICAN LEAGUE CY YOUNG VOTING

Pitcher (Team)	1st	2nd	3rd	PTS
1. Corey Kluber (CLE)	17	11	2	169
2. Felix Hernandez (SEA)	13	17	0	159
3. Chris Sale (CWS)	0	2	19	78
4. Jon Lester (BOS/OAK)	0	0	3	46
5. Max Scherzer (DET)	0	0	4	32

2014 A.L. RANKS

Category	Rank	#
WAR	3rd	7.4
WAR P	1st	7.4
ERA	3rd	2.44
Wins	T1st	18
Strikeouts	2nd	269
SO per 9IP	3rd	10.3
Innings	3rd	235.2
Games Started	T1st	34
FIP	1st	2.35
CG	T2nd	3
Shutouts	T5th	1

- ◆ Set a new Indians record when he fanned 7 consecutive batters during a 13-strikeout performance on May 4 vs. Chicago-AL...After striking out 11 batters in his previous home start (April 24 CG vs. KC), Kluber became the first Tribe pitcher to strike out 11 or more batters in consecutive home starts since Dennis Eckersley on August 13 & 23, 1976.

Pro Career


- ◆ 2013 Spent most of the season in Cleveland rotation and established himself as a solid contributor to the starting five and did not post a losing decision over his final 12 starts, winning a then career-best five straight decisions to end the season... Started the year in Columbus after his option to Triple-A out of spring...Was with the Indians for one stint, 4/10-11, but did not pitch before being recalled a second and final time on 4/17...Kluber was on the 15-day D.L. from 8/6-9/6 w/a R long finger sprain suffered vs. Detroit on 8/5 (7.1IP, 6H, 0R)...Was activated from the 15-day D.L. on 9/7 and earned the win in 4 of his 5 starts after his activation (Tribe was 5-0 in those starts)...Did not lose a decision after loss at Baltimore on 6/27 (14GS)...Surrendered just 11 walks over his last 52.1 innings (1.9 BB/9.0IP) dating back to 7/20...Tossed a career-high 8.2 innings and came within 1 out of his first career complete game on 7/31 vs. Chicago-AL...His strikeout:walk ratio of 4.12 (136K/33BB) would have been 6th-best in the A.L. with enough qualifying innings pitched (162.0IP).
- ◆ 2012 Split the season between AAA Columbus and Cleveland, spending the last two months of the season in the Indians rotation and finished 2nd on the staff with 7.7SO/9.0IP... At the time of his 8/2 (Derek Lowe DFA) recall he was leading the International League in strikeouts (128, 9.2K/9.0IP), was T1st in wins (11) and 5th in innings pitched (125.1)... Made his first Major League start on 8/2 at Kansas City (4.1IP, 9H, 6R/ER)...Went at least 5.0IP in 9 of his 12 starts with the Tribe (including 8 of the last 9GS)...Picked up his first Major League win on 9/3 at Detroit...Underwent R knee meniscectomy on 11/30 at the Cleveland Clinic. (Dr. Parker)...Named 12th best prospect in the IL by **BA**.
- ◆ 2011 Finished the regular season tied for 3rd in the Int'l League in strikeouts with 143...Led all Indians minor leaguers in SO and was 3rd in IP...He made his MLB debut on 9/1 vOAK (1.1IP, 2H, 0R, BB, 2K).
- ◆ 2010 Kluber was acquired from San Diego Padres on 7/31 as part of 3-team trade between the Padres and STL; spent the rest of the season between Columbus & Akron...His 165 combined SO on the AA season ranked tied for 8th among all MiLB...At the time of the 7/31 trade, he was with AA San Antonio and was leading the Texas League in SO (136), SO per 9.0IP (9.98K/9.0IP) and was 2nd in IP (122.2IP)...Added to 40-man roster on 11/19.
- ◆ 2009 Was T7th in strikeouts among all of MiLB w/159...Struck out 14 on 6/17.

Personal/Miscellaneous

Full name **COREY SCOTT KLUBER**...Married, Amanda...Daughters, Kendall & Kennedy; one son, Camden...Played three years at Stetson (FL) where during his junior season in 2007 he was 12-2 w/a 2.05 ERA in 17 starts (114IP, 117K) and was named to the **ABCA** All-Atlantic Region Second Team, Atlantic Sun Conference Pitcher of the Year and third team all-America and led the Hatters to the NCAA Tallahassee Regional... The right-handed pitcher was named to the first ever **All Ping!** Second Team by www.pingbaseball.com...Graduated from Coppell High School (TX) in 2004 where he was a two-time all-district performer...Was named preseason All-State and to the **Perfect Game** Top 100 in 2004...2013-17 Tribe Fest participant...Through Kluber's Kids - Corey and Amanda host families and children from the Cleveland Clinic's children hospital for over a dozen home games...This includes viewing batting practice on the field, game tickets in the Club Lounge and Indians gear...Corey and Amanda are also active with the Veteran's Association and Hospital (Corey was the club's Bob Feller Act of Valor nominee in 2017...Was instrumental in the support and funding of the 2016 Larry Doby Fund.

KLUBER'S FAVORITES
Favorite Movie: Tin Cup
Favorite Group/Artist: Eric Church
Favorite Athlete Growing Up: Michael Jordan
Person Who Most Influenced: Wife, Amanda
Favorite Team Growing Up: Dallas Stars
Favorite Thing to do Away From Baseball: Golf and spend time with family
Favorite road city: Chicago
Favorite road ballpark: Fenway Park
Favorite TV Show: Game of Thrones

KLUBER'S CAREER GAME HIGHS
1-hit CG: August 14, 2015 @MIN; 3-hit CG: 8, last August 8, 2017 vs. COL; 4-hit CG: 1, April 24, 2014 vs. KC; K's (starter): 18, May 13, 2015 vs. STL; K's (reliever): 4, April 20, 2013 @HOU; BB's (starter): 4, eight times, last April 27, 2017 vs. HOU; BB's (reliever): 2, Sept 22, 2011 vs. CWS; LONGEST START: 9.0IP, 16x, last September 12, 2017 vs. DET; WINNING STREAK: 7 games, July 8-August 21, 2016; LOSING STREAK: 5 games, April 6-May 7, 2015; HR: 4, August 19, 2015 at Boston; SHORTEST START: 2.0IP, May 31, 2013 vs. TB (rain); CG: 15, last September 12, 2017 vs. DET; CG SHO: 6, last September 12, 2017 vs. DET; CAREER 10+ STRIKEOUT GAMES: 39, last September 24, 2017 @SEA; CONSECUTIVE SCORELESS IP: 26.0IP, September 7-24, 2017.



Francisco Lindor

12

Age: 24, born November 14, 1993 in Caguas, Puerto Rico

Resides: Clermont, FL

Position: Shortstop

Bats: S

Throws: R

Height: 5-11

Weight: 190

ML Service: 2 + 113

Contract Status: Signed thru 2018 (club control thru 2021)

Acquired: Selected by Cleveland in the 1st round (8th overall pick) of the 2011 First-Year Player Draft.

YEAR	CLUB	AVG	G	AB	R	H	2B	3B	HR	RBI	SH	SF	HB	BB	SO	SB	CS	SLG	OBP	OPS	E
2011	Mahoning Valley	.316	5	19	4	6	0	0	0	2	0	0	0	1	5	1	0	.316	.350	.666	1
2012	Lake County	.257	122	490	83	126	24	3	6	42	4	1	11	61	78	27	12	.355	.352	.707	18
2013	Carolina	.306	83	327	51	100	19	6	1	27	6	3	2	35	39	20	5	.410	.373	.783	18
	Akron	.289	21	76	14	22	3	1	1	7	0	0	1	14	7	5	2	.395	.407	.801	4
2014	Akron	.278	88	342	51	95	12	4	6	48	1	3	1	40	61	25	9	.389	.352	.741	13
	Columbus	.273	38	165	24	45	4	0	5	14	4	2	0	9	36	3	7	.388	.307	.695	3
2015	Columbus	.284	59	229	26	65	11	5	2	22	5	3	0	25	38	9	7	.402	.350	.752	8
	CLEVELAND	.313	99	390	50	122	22	4	12	51	13	7	1	27	69	12	2	.482	.353	.835	10
2016	CLEVELAND	.301	158	604	99	182	30	3	15	78	3	*15	5	57	88	19	5	.435	.358	.794	12
2017	CLEVELAND	.273	159	*651	99	178	44	4	33	89	5	3	4	60	93	15	3	.505	.337	.842	10
Minor Lge. Totals		.279	416	1648	253	459	73	19	21	162	20	12	15	185	264	90	42	.384	.354	.738	65
CLEVELAND TOTALS		.293	416	1645	248	482	96	11	60	218	21	25	10	144	250	46	10	.474	.349	.823	32
American League		.293	416	1645	248	482	96	11	60	218	21	25	10	144	250	46	10	.474	.349	.823	32
National League		--	--	--	--	--	--	--	--	--	--	--	--	--	--	--	--	--	--	--	--
M.L. TOTALS		.293	416	1645	248	482	96	11	60	218	21	25	10	144	250	46	10	.474	.349	.823	32

#Tied for American League lead *Led American League

CAREER TRANSACTIONS

2011 Selected by the Cleveland Indians in the 1st round (8th overall) of the June draft. Signed on 8/15.

POSTSEASON RECORD

YEAR	CLUB	AVG	G	AB	R	H	2B	3B	HR	RBI	SH	SF	HBP	BB	SO	SB	CS	E
2016	CLE (ALDS vBOS)	.250	3	12	1	3	1	0	1	1	0	0	0	0	5	0	0	0
	CLE (ALCS vTOR)	.368	5	19	2	7	1	0	1	3	0	0	0	1	5	0	1	0
	CLE (WS vCHI)	.296	7	27	2	8	1	0	0	2	0	0	0	3	6	1	2	0
2017	CLE (ALDS vNYY)	.111	5	18	2	2	0	0	1	4	0	0	0	4	6	0	0	0
TOTALS		.263	20	76	7	20	3	0	3	10	0	0	0	8	22	1	3	0

ALL-STAR GAME RECORD

YEAR	CLUB	AVG	G	AB	R	H	2B	3B	HR	RBI	SH	SF	HBP	BB	SO	SB	CS	E
2016	Cleveland(@SD)	.000	1	2	0	0	0	0	0	0	0	0	0	0	0	0	0	0
2017	Cleveland(@MIA)	.000	1	2	0	0	0	0	0	0	0	0	0	0	2	0	0	0
TOTALS		.00	2	4	0	0	0	0	0	0	0	0	0	0	2	0	0	0

WORLD BASEBALL CLASSIC

YEAR	CLUB	AVG	G	AB	R	H	2B	3B	HR	RBI	SH	SF	HBP	BB	SO	SB	CS	E
2017	Puerto Rico	.370	7	27	7	10	1	0	2	4	0	1	1	2	0	0	0	0

FIELDING BY POSITION

PCT	G	PO	2017				PCT	G	PO	CAREER				
			A	E	TC	DP				A	E	TC	DP	
.984	158	210	391	10	611	111	Shortstop	.981	408	557	1085	32	1674	254

2017 Season Highlights

- ◆ Enjoyed a tremendous season, collecting career-highs in almost every offensive category in just his second full season at the Major League level, earning his second straight All-Star bid and setting a single-season franchise record for home runs by a shortstop (33)...His 33 home runs were also the most in club history by a middle infielder, surpassing 2B Joe Gordon's total of 32 in 1948...Most home runs by a Major League shortstop since Hanley Ramirez (33) in 2008... Most extra-base hits (81) by an Indians SS in club history and the most by a MLB shortstop since Jimmy Rollins (88) and Hanley Ramirez (83) in 2007...Second SS in club history to win Louisville Slugger Silver Slugger Award (Asdrúbal Cabrera 2011)...Earned fifth place finish in the 2017 A.L. MVP voting announced on Nov. 16.
- ◆ Broke Asdrúbal Cabrera's club record (25 in 2011) for home runs by a shortstop with 33 long balls, the most in Major League history by a switch-hitting shortstop, besting Jimmy Rollins (30, 2007) and Jose Valentin (30 in 2004)... His 81 extra-baggers are 2nd-highest total in MLB history for a switch-hitting SS behind Rollins' 88 in 2007...Lindor joined Hal Trosky (42 in 1936 and 35 in '34) and Manny Ramirez (31 in 1995) as the only Indians players 23-or-younger to have at least 30 HR in a season...Became the first shortstop 23-or-younger to enjoy a 30-homer campaign since 1999, when Alex Rodriguez launched 42 at 23...Led Major League SS in homers and led American League shortstops in OPS (.842) and was second in hits and runs scored.
- ◆ Season really got going in the second half, hitting .298 (90/302) with 19 doubles, 19 home runs, 46 RBI and 50 runs scored in 74 games...Finished 2nd in the A.L. in hits in the second half and was tied for 10th in HR after the break (T4th in runs/50)...From August 20 thru the end of the season he batted .308 (49/159) with 11 2B, 14 HR and 33 RBI over his final 40 games... Collected an extra-base hit in 10 straight games, Sept. 7-16, breaking the franchise record of 9 straight held by Sandy Alomar (9/28/96-4/13/97) and Hal Trosky (1934)...Equalled the longest such streak in MLB in 2017 (HOU's Alex Bregman)...Hit .360 (31/86) with 19 runs, 4 2B, 2 3B, 9 HR & 20 RBI over the A.L. record 22-game winning streak, Aug. 24-Sept. 14... His 16 extra base hits in April were the most by an Indian since 2001 (18; Juan González).
- ◆ Hit his first career grand slam and collected his first career 5 RBI game on April 5 at Texas, homering from both sides of the plate (second career 2-homer game)...Enjoyed three hitting streaks of at least 12 games, netting a season-high 13 game hitting streak from July 21-August 3 (only MLB player in 2017 with 3 hitting streaks of at least 12 games)...Batted .360 (31/86) over the club's A.L. record 22-game winning streak, Aug. 24-Sept. 14 (19R, 42B, 23B, 9HR, 20RBI).
- ◆ Notched his second career 4-hit game and collected a career-high 3 doubles on July 16 at Oakland...On the year he made 158 starts at shortstop, recording a fielding pct. of .984 (10E, 611TC), ending the year with a 6-game errorless streak and saved 5 pns on the season according to **Fangraphs**...Reached via hit or walk in 135 games...Hit .214 (24/112) in June and season average low-ebb point was .246 on July 4...Batted .301(98/326) from July 5 thru the end of the season...Owns a career average of .320 (258/805, .899 OPS) in Progressive Field...Batted .283 (64/226) with runners on base and hit .281 (75/267) with 44 runs scored and a .904 OPS in 63 starts in the lead-off spot...His .291 (53/182) average from the 7th inning-on was 12th-best in the league.

2017 AMERICAN LEAGUE OVERALL RANKINGS

Category	Rank	#
Hits	7th	178
Home Runs	T12th	33
Runs	9th	99
Multi-hit GMS	T9th	50
Total Bases	4th	329
Extra Base H	3rd	81
Doubles	T4th	44
Times On	T7th	242
PA per SO	8th	7.8
At Bats	1st	651
Games	5th	159

SINGLE-SEASON HR; INDIANS SHORTSTOPS

1. Francisco Lindor (2017)	33
2. Asdrubal Cabrera (2011)	25
3. Jhonny Peralta (2005)	24
4. Jhonny Peralta (2008)	23
5. Woodie Held (1961)	23

MAJOR LEAGUE HIT LEADERS 2017 SECOND HALF

1. Dee Gordon (MIA)	99
2. Charlie Blackmon (COL)	97
3. Whit Merrifield (KC)	94
4. Francisco Lindor (CLE)	90
5. Elvis Andrus (TEX)	89
Ender Inciarte (ATL)	89
7. Jose Altuve (HOU)	88
Lorenzo Cain (KC)	88
Jonathan Schoop (BAL)	88

AMERICAN LEAGUE HIT LEADERS 2016-2017 SEASON

1. Jose Altuve (HOU)	420
2. Mookie Betts (BOS)	380
3. Jose Abreu (CWS)	372
4. José Ramirez (CLE)	362
5. Robinson Cano (SEA)	361
6. Francisco Lindor (CLE)	360

INDIANS CLUB HISTORY (SS)

Single-Season Extra-Base Hits

1. Francisco Lindor (2017)	81
2. Jhonny Peralta (2008)	69
3. Lou Boudreau (1940)	65
4. Jhonny Peralta (2005)	63
5. Lou Boudreau (1941)	63
6. Lyn Lary (1937)	61
7. Asdrubal Cabrera (2011)	60

INDIANS CLUB HISTORY

Single-Season 30+HR, 40+ 2B

1. Francisco Lindor (2017)	33/44
2. Travis Hafner (2005)	33/42
3. Manny Ramirez (1996)	33/45
4. Albert Belle (1995)	50/52
5. Hal Trosky (1936)	42/45
6. Earl Averill (1934)	31/48
7. Hal Trosky (1934)	35/45

INDIANS CLUB HISTORY

Single-Season HR, Switch-Hitter

1. Carlos Santana (2016)	34
2. Francisco Lindor (2017)	33
3. José Ramirez (2017)	29
4. Carlos Santana (2011)	27
Carlos Santana (2014)	27

LINDOR'S CAREER GAME HIGHS

HITS: 4, two times, last July 16, 2017 @OAK; **RUNS:** 3, six times, last September 23, 2017 @SEA; **DOUBLES:** 3, July 16, 2017 @OAK; **HR:** 2, two times, last April 5, 2017 @TEX; **RBI:** 5, April 5, 2017 @TEX; **SB:** 3, August 26, 2015 vs. MIL; **BB:** 3, May 30, 2017 vs. OAK; **HITTING STREAK:** 13 games, July 21 - August 3, 2017; **GRAND SLAMS:** 1, April 5, 2017 @TEX (Dyson); **LEAD-OFF HR:** 3, last September 23, 2017 @SEA (Moore); **"WALK-OFF" HR:** 1, July 22, 2017 vs. TOR (Barnes); **INSIDE PARK HR:** n/a; **PINCH-HIT HR:** n/a

Pro Career

◆ **2016** Enjoyed a stellar sophomore season for Cleveland, his first full Major League season and was named to the American League All-Star team (at 22 years old was the 4th-youngest All-Star in team history)...Finished 2nd among A.L. shortstops in runs, hits and batting average and fourth in RBI while leading the team in hits and runs scored...Led the Majors in sacrifice flies and finished in the top ten in the American League in B-R defensive WAR and hits (see box)...Saved 17 defensive runs for the season according to **Fangraphs**...Won his first Rawlings Gold Glove award and was named the league's Platinum Glove winner as well as best overall fielder...He was the second-youngest Indians player to earn a Rawlings Gold Glove Award behind Rick Manning (21 in 1976) and the youngest Major League player since Manny Machado (21 in 2013)...Second-youngest Major League shortstop to earn a Gold Glove behind Detroit's Alan Trammell in 1980 (22.227 in 1980)...Hit at least .293 in each month of the season before hitting .233 (21/90) in Sept/Oct (did walk 19 times to post a respectable .365 OBP, 15 runs)...Batted .341 (42/123) in 30 August games with 4 2B, 2 3B, 2 HR, 13 RB and 16 runs...Average went from .313 to .301 over the last month of the season as he fell from 6th to 11th in the A.L. in average over that span...Endured a career-long 0-for-29 (27 at bats, 2 SF) from 9/16-28 that took his average from .313 to .300...Was 12nd in MLB w/23 games of at least three hits, the most such games by an Indians batter since Earl Averill (29) and Hal Trosky (24) in 1936...Was tied with Jose Altuve behind Jean Segura (24) for the most in baseball...First career two-homer game on 6/25 at Detroit...Had a .401 on-base pct. at home...Finished tied for 9th in the A.L. MVP voting after the season (56 points; Miguel Cabrera)...Hit .310 (18/58) in the Postseason with 5 runs, 3 2B, 2HR & 6 RBI in all 15 games...Hit first career Postseason HR, 10/6 vs. BOS (Porcello; G1)...Had 3 straight multi-hit games (ALDS G3-ALCS G1/2); first Indians player in PS since Omar Vizquel (1998)...His 7 multi-hit games were most-ever for a player less than 23 years old...Led team in hits...His 18 hits were most by an Indians batter in PS since 1997...His 8 hits in the World Series were most ever by a player that young in club history; the youngest player to record eight-or-more hits in the World Series since Florida's Edgar Renteria (21) had nine hits in the 1997 World Series...7th player age-22-or-younger to record 3 multi-hit games in the World Series, joining Renteria (1997), Tony Kubek (1957), Mickey Mantle (1952), Dibs Williams (1931), Jimmie Fox (1929) and Jimmy Sebring (1903).

2016 AMERICAN LEAGUE OVERALL RANKINGS

Category	Rank	#
Average	11th	.301
On-base %	20th	.358
Games	T12th	158
Hits	9th	182
Singles	5th	134
Home Avg.	3rd	.344
Sac Flies	1st	15
Runs	T13th	99
Multi-hit Gms	T10th	54
Steals	13th	19
avg vs. RHP	11th	.306
OB% vs. RHP	12th	.371
SB/CS%	11th	79.2%

MOST GAMES, SINGLE-SEASON

3-or-more Hits, Club History, 1930s

1. Earl Averill (1936)	29
2. Tris Speaker (1921)	25
Charlie Jamieson (1924)	25
Lew Fonseca (1929)	25
5. Hal Trosky (1936)	24
Tris Speaker (1920)	24
Johnny Hodapp (1930)	24
8. Francisco Lindor (2016)	23

◆ **2015** Spent the last four months of the season at the Major League level...Led A.L. rookies in batting average (.313) and WAR (4.6) and ranked in the top 10 in a host of offensive categories (see box at right), stabilizing the left side of the Cleveland infield despite being the 8th-youngest player in the A.L. at the time of his promotion...Became the first Indians rookie with at least 10 steals, 10 homers, 20 doubles, 100 hits and .300 average since 1929 (Earl Averill, age 27)...Spent the first two months of the season in AAA Columbus prior to his 6/14 promotion, hitting .281 (64/228) with 11 doubles, 5 triples, 2 home runs and 22 RBI in 58 games for the Clippers...At the time of his call-up he ranked tied for 9th in the International League in hits and tied for 4th in triples and over his last 12 games in June he batted .404 (19/47) with 2 2B, 2 3B, 1 HR and 3 RBI to raise his season average from .249-.281...Entered the season the 4th-rated prospect in all of Major League Baseball (**MLB.com**)...Collected his first Major League hit in first at bat of his Major League debut, a pinch-hit single at Detroit on 6/14 off Joakim Soria...Hit his first MLB HR on 6/24 vs. Detroit (Buck Farmer)...Hit .223 (23/103) with 6 runs, 3 2B, 2 HR & 9 RBI over his first 26 G thru the conclusion of the first half before becoming one of the best players in the American League after the break, hitting .345 (99/287) with 44 runs, 19 2B, 4 3B, 10 HR & 42 RBI in 73 second half games...Ranked 1st in the entire A.L. in 2nd half average, 3rd in hits, 11th in on-base pct (.386), T15th in runs scored and 10th in OPS (.930) after the break...UZR of 10.5 and 10 defensive runs saved, both of which led A.L. shortstops in 2015...Hit .370 (40/108) in 28 August games with 18 runs, 8 doubles, 2 home runs and 12 RBI (.913OPS), collecting the most hits in a single month by an Indians rookie since August 1964 (Chico Salmon)...From 8/4 thru the end of the season he batted .361 (MLB-high 78 hits in 216AB) with 35 RS, 17 2B, 4 3B, 7 HR and 32 RBI in 56 games. to raise his average from .253 to .313...Batted .325 (53/163) with runners on base, the 11th-best mark in the American League...His .321 (45/140) average vs. LHP was the 11th-highest mark among all A.L. batters...Just the third Indians rookie in club history with at least 10 HR and 100 hits before their 22nd birthday (others Hal Trosky 1934, Ken Keltner 1938)...His 99 hits after the All-Star break were the most in one year by a Cleveland rookie since 1947, when Dale Mitchell tallied 129 hits (**Elias**)...Finished runner-up to Carlos Correa in **The Sporting News** A.L. Rookie of the Year player voting after the season.

2015 AMERICAN LEAGUE ROOKIE RANKINGS

Category	Rank	#
WAR	1st	4.6
Average	1st	.313
Doubles	T2nd	22
Hits	2nd	122
Slugging%	3rd	.482
On-base%	1st	.353
Multi-hit Gms	2nd	39

2015 AMERICAN LEAGUE ROOKIE OF THE YEAR VOTING

Player (Team)	1st	2nd	3rd	PTS
1. Carlos Correa (HOU)	17	13	-	124
2. Francisco Lindor (CLE)	13	14	2	109
3. Miguel Sano (MIN)	-	-	20	20
4. Roberto Osuna (TOR)	-	2	2	8

MAJOR LEAGUE HIT LEADERS 2015 SECOND HALF

1. Jose Altuve (HOU)	102
2. Xander Bogaerts (BOS)	100
3. Francisco Lindor (CLE)	99
4. Adam Eaton (CWS)	95

- ◆ **2014** Split the 2014 campaign between AA Akron and AAA Columbus, where he hit .276 (140/567) w/16 2B, 4 3B, 11HR, 62 RBI and 75 runs scored in 126 games...Also collected 28 stolen bases, 3rd-most in the organization...Started the year at Akron, missed a week from June 26-July 1 w/a broken nose (bad hop ground ball) and was promoted to Columbus on July 21...Named an organizational All-Star by **MiLB.com**...Selected to his third straight **SiriusXM** Future's Game and was an Eastern League Midseason All-Star selection...After the season played for Peoria in the Arizona Fall League, hitting .265 (26/98) with 5 2B, 1 3B, 3 HR, 9 RBI and 15 RS in 24 games...Entered the season as the #1 rated prospect in the Indians organization according to **Baseball America**, **MLB.com** and **Baseball Prospectus**...Ranked as MLB's 4th-best prospect in the annual **MLB.com** Top 100 entering 2015.
- ◆ **2013** Hit a combined .303 (122/403) with 22 2B, 7 3B, 2HR and 34RBI in 104 games between A Carolina and AA Akron (.380OBI/.787OPS, 25SB)...Led the Indians Player Development system in batting average...Promoted to AA Akron on 7/16 after playing in his second-straight **SiriusXM** Future's Game...Was also a Carolina League Midseason All-Star...Entered 2013 and 2014 as the top prospect in the system according to all major publications...At the time of his 7/16 promotion he was T1st in the Carolina League in triples, 4th in batting average, 4th in hits, 7th in steals and 9th in on-base pct...After promotion to Akron he did not play after 8/14 due to a stress reaction in his lower back...Entered 2014 ranked as club's top prospect according to **MLB.com**, **Baseball America** and **Baseball Prospectus**...Overall among MLB's top 100 overall 2014 prospects he was ranked 10th/6th by **MLB.com**/**Baseball Prospectus**.
- ◆ **2012** Appeared in the **SiriusXM** Future's Game for the World Team in KC, MO...Named to the Midwest League Midseason and Postseason All-Star teams and was rated by **Baseball America** as the 3rd-best MWL prospect after the season...Led Midwest League with 8 intentional walks, finished T5th in runs (83, led organization).

LINDOR'S FAVORITES

Favorite Movie: Miracle

Favorite Group/Artist: Daddy Yankee

Favorite Athletes Growing Up: Derek Jeter, Jimmy Rollins, Barry Larkin

Favorite Team Growing Up: Boston Red Sox

Person Who Has Most Influenced You: dad (Miguel)

Favorite Road City: Chicago

Favorite Road Stadium: Camden Yards

Favorite TV Show: Duck Dynasty

Personal/Miscellaneous

Full name FRANCISCO MIGUEL LINDOR...Single...Hit .528 (28/53) during his senior season at Montverde (FL) Academy High School with 6HR, 13 RBI and 20 steals and was named to the **USA Today** All-USA high school baseball team...Was also a **Rawlings** First Team All-American in 2011 and won the home run hitting contest at the **Aflac** All-American Game in August of 2010 in San Diego's PETCO Park...Moved to the Orlando area when he was 12 years old...In 2009 he helped Under-16 Team USA to a gold medal in Taiwan by hitting .500 with three triples and six steals...First prep player selected by Cleveland since 2001...Was ranked as the 7th best prospect in the entire draft by **Baseball America** (3rd highest position player) and **Perfect Game**...Participated in the 2014 Caribbean Games for the Puerto Rican National Team...On Twitter: @lindor12bc...Very active in the community, visiting numerous Boys and Girls Clubs and MLB Academies in Cleveland and around the country during the season...Hosted a Play Ball youth event on Jan. 21, 2017 in his hometown of Clermont, FL...Was also the brainchild of the "Lindor Smiles" community endeavor initiative that benefits the Miracle League of Ohio, which provides an opportunity for children and adults with mental and/or physical challenges to play baseball...2016-18 Tribe Fest participant...Lindor is active with the Boys & Girls Clubs of Cleveland and MLB's Reviving Baseball in the Inner Cities Program...In 2018, Frankie is helping the Boys & Girls Club promote their Race for Kids, a fund raising event for after-school and weekend programming.

MLB ROOKIES, 1994-2015			
100 hits, 10HR/10 steals			
(21-or-younger)			
Player	Hits	HR	SB
Francisco Lindor (2015)	122	12	12
Carlos Correa (2015)	108	22	14
Mike Trout (2012)	182	30	49
Bryce Harper (2012)	144	22	18
Eric Hosmer (2011)	153	19	11
Jason Heyward (2010)	144	18	11
Delmon Young (2007)	186	13	10
Ryan Zimmerman(2006)	176	20	11
Rocco Baldelli (2003)	184	11	27

SECOND HALF BASE HITS, INDIANS BATTERS, 1954-2015	
1. Miguel Dilone (1980)	116
2. Roberto Alomar (2000)	101
3. Victor Martinez (2005)	100
4. Francisco Lindor (2015)	99
Joe Carter (1986)	99
Julio Franco (1984)	99
Mike Hargrove (1980)	99

2015 AMERICAN LEAGUE ROOKIE WAR LEADERS	
1. Francisco Lindor (CLE)	4.6
2. Carlos Correa (HOU)	4.1
3. Billy Burns (OAK)	2.8
4. Devon Travis (TOR)	2.4

MAJOR LEAGUE AVG. LEADERS 2015 SECOND HALF	
1. Joey Votto (CIN)	.362
2. Francisco Lindor (CLE)	.345
3. Shin-Soo Choo (TEX)	.343
4. Xander Bogaerts (BOS)	.337

FASTEST TO 100 HITS, INDIANS HISTORY	
1. Roy Weatherly (1936)	67G
2. Dale Mitchell (1946-47)	80G
Joe Vosmik (1931)	80G
Joe Sewell (1920-21)	80G
5. Hal Trosky (1933-34)	81G
6. Francisco Lindor (2015)	82G



Drew Maggi

70

Age: 28, born May 16, 1989 in Phoenix, AZ

Resides: Phoenix, AZ

Position: Infielder

Bats: R

Throws: R

Height: 6-0

Weight: 195

ML Service: 0 + 000

Contract Status: Signed thru 2018

Acquired: November 22, 2017; Signed by Cleveland to a free agent Minor League contract.

YEAR	CLUB	AVG	G	AB	R	H	2B	3B	HR	RBI	SH	SF	HB	BB	SO	SB	CS	SLG	OBP	OPS	E
2010	State College	.156	18	64	9	10	3	0	0	2	2	1	0	9	15	5	1	.203	.257	.460	8
2011	West Virginia	.267	125	484	63	129	27	4	3	45	5	3	9	64	71	32	18	.357	.361	.718	27
	Bradenton	.000	1	1	0	0	0	0	0	0	0	0	0	1	1	0	0	.000	.500	.500	0
2012	Bradenton	.241	54	195	35	47	8	1	1	28	4	1	2	32	46	17	3	.308	.352	.660	5
	Altoona	.218	52	179	28	39	4	2	0	9	2	3	4	18	41	5	2	.263	.299	.562	7
2013	Altoona	.254	95	264	38	67	14	2	1	25	4	5	9	27	49	18	6	.333	.338	.671	6
2014	Altoona	.280	110	347	60	97	12	0	3	25	6	2	9	50	58	37	19	.340	.382	.722	7
2015	Arkansas	.242	125	422	50	102	18	0	0	31	8	2	6	45	82	29	12	.284	.322	.606	17
2016	Oklahoma City	.275	49	142	23	39	8	0	2	13	3	0	4	13	29	8	4	.373	.352	.725	4
	Tulsa	.299	61	194	26	58	10	2	2	11	2	0	7	17	37	8	5	.402	.376	.778	8
2017	Oklahoma City	.271	84	255	40	69	16	0	5	29	1	2	5	35	63	7	3	.392	.367	.759	11
Minor Lge. Totals		.258	774	2547	372	657	120	11	17	218	37	19	55	311	492	166	73	.334	.349	.683	100

CAREER TRANSACTIONS

- 2008 Selected by the Arizona Diamondbacks in the 47th round of the June Draft (did not sign).
- 2010 Selected by the Pittsburgh Pirates in the 15th round (447th) of the June Draft.
- 2015 Released by Pittsburgh, 3/11.
- 2015 Signed by the LA Angels as a free agent, 3/15. Granted free agency, 11/5.
- 2016 Signed by LA Dodgers as a free agent, 1/24. Granted free agency, 11/5.
- 2017 Signed by LA Dodgers as a free agent, 1/17. Granted free agency, 11/5.
- 2017 Signed by the Cleveland Indians as a free agent, 11/22.

WORLD BASEBALL CLASSIC

YEAR	CLUB	AVG	G	AB	R	H	2B	3B	HR	RBI	SH	SF	HBP	BB	SO	SB	CS	E
2017	Team Italy	.250	3	4	2	1	1	0	0	0	0	0	0	1	2	0	0	0

2017 Season Highlights

- ◆ Spent the entire 2017 season at AAA Oklahoma City, batting .271 (69/255) in 84 games, appearing in 36 games at third base, 28 games at second and 18 games at shortstop...Missed the first month of the season (left hamstring strain) and was also on the D.L. in July (right quad)...Hit .390 (23/59) out of the gate in May and .407 (11/27) for the year with RISP-2outs...Played for Team Italy in the WBC.

Career Highlights

- ◆ Was a Texas League All-Star at AA Tulsa in 2016 in his first season in the Dodgers organization...Spent the 2015 season in the LA Angels organization after being released by the Pirates in spring training and was also named to the Texas League Midseason All-Star team at AA Arkansas...Spent first five pro seasons in the Pirates organization, 2010-14...Eastern League Midseason All-Star in 2014.

Personal/Miscellaneous

Full name **ANDREW JEROME MAGGI** ma-GI...Single...Attended Brophy College Preparatory in Phoenix, AZ (graduated in 2008) and played at Arizona State University...Brother, Beau, played with him at ASU and was in the Royals system, 2012-14...Earned first-team All-Pac 10 honors and All-West Region honors during sophomore season in 2010 with Arizona State...Hit the game-winning home run in Game 2 of the Tempe Super Regional to beat Arkansas and sent ASU to the College World Series...Was an honorable mention All-Pac 10 selection as a freshman...Also stole 21 bases, breaking the record held by Barry Bonds and Steve Garrabrants for the most ever by a freshman at ASU...Summer of 2010 was a member of Team USA Collegiate National Team that lost to Cuba in gold-medal game (roster contained Gerrit Cole, George Springer, Sonny Gray)...Big fan of Craig Counsell and the Arizona Diamondbacks growing up.



Evan Marshall

50

Age: 27, born April 18, 1990 in Sunnyvale, CA

Resides: Wichita, Kansas

Position: Pitcher

Bats: R

Throws: R

Height: 6-2

Weight: 225

ML Service: 2 + 033

Contract Status (Options remaining): Signed thru 2018 (0)

Acquired: November 30, 2017; Signed by Cleveland to a Minor League free agent contract.

YEAR	CLUB	W-L	ERA	G	GS	CG	SHO	SV	IP	H	R	ER	HR	HB	BB	SO	WP	BK	OPPONENTS		
																			AVG	SLG	OBP
2011	Yakima	0-0	0.75	11	0	0	0	2	12.0	10	4	1	0	0	2	13	4	0	.213	.255	.245
	Visalia	0-1	1.59	15	0	0	0	4	17.0	14	6	3	2	0	5	18	1	0	.212	.364	.264
	Mobile	0-0	0.00	1	0	0	0	0	2.0	2	0	0	0	0	0	0	0	0	.286	.286	.286
2012	Mobile	6-3	3.51	42	0	0	0	16	48.2	55	24	19	2	2	16	27	2	0	.284	.376	.343
2013	Reno	3-6	4.34	54	0	0	0	3	58.0	75	32	28	2	5	30	59	8	0	.322	.412	.406
	Reno	0-1	0.54	14	0	0	0	1	16.2	10	1	1	0	0	5	19	0	0	.175	.246	.242
2014	Arizona	4-4	2.74	57	0	0	0	0	49.1	50	17	15	3	2	17	54	3	0	.266	.378	.332
	Arizona	0-2	6.08	13	0	0	0	0	13.1	20	9	9	3	0	5	7	1	0	.357	.589	.410
2015	Reno	3-2	6.40	31	0	0	0	0	32.1	47	28	23	1	3	13	25	4	0	.326	.410	.391
	Reno	1-1	4.59	33	0	0	0	0	33.1	36	17	17	1	3	16	28	1	0	.281	.391	.369
2016	Arizona	0-1	8.80	15	0	0	0	0	15.1	28	18	15	2	1	8	9	1	0	.400	.614	.468
	Tacoma	1-0	4.15	13	1	0	0	1	21.2	28	12	10	4	0	7	26	1	0	.311	.500	.361
2017	Seattle	0-0	9.39	6	0	0	0	0	7.2	12	8	8	1	0	5	4	0	0	.364	.545	.447
	AZL Mariners	0-0	0.00	1	1	0	0	0	1.0	0	0	0	0	0	0	0	0	0	.000	.000	.000
	Arkansas	0-0	13.50	3	0	0	0	0	2.2	7	4	4	0	1	1	1	0	0	.500	.643	.563
Minor Lge. Totals		14-14	3.89	218	2	0	0	27	245.1	284	128	106	12	14	95	216	21	0	.289	.391	.357
CLEVELAND TOTALS		--	--	--	--	--	--	--	--	--	--	--	--	--	--	--	--	--	--	--	--
American League		0-0	9.39	6	0	0	0	0	7.2	12	8	8	1	0	5	4	0	0	.364	.545	.447
National League		4-7	4.50	85	0	0	0	0	78.0	98	44	39	8	3	30	70	5	0	.312	.468	.376
M.L. TOTALS		4-7	4.94	91	0	0	0	0	85.2	110	52	47	9	3	35	74	5	0	.317	.476	.383

CAREER TRANSACTIONS

- 2011 Selected by the Arizona Diamondbacks in the 4th round (124th overall) of the June amateur draft. Signed 6/9.
- 2015 DL - skull fracture, 9/8-remainder of season.
- 2017 Selected off waivers by the Seattle Mariners from the Arizona Diamondbacks, 4/4.
- 2017 DL - right hamstring strain, 5/6-8/1...rehab a Rookie AZL Mariners, 7/23-25, and AA Arkansas, 7/26-8/1.
- 2017 Granted Free Agency, 11/7.
- 2017 Signed as a Free Agent with the Cleveland Indians, 11/30.

FIELDING BY POSITION

PCT	G	PO	2017					PCT	G	PO	CAREER				
			A	E	TC	DP	A				E	TC	DP		
-	6	0	0	0	0	0	Pitcher	.938	91	3	12	1	16	2	

PITCHERS HITTING

AVG	AB	2017			AVG	AB	CAREER		
		H	HR	RBI			H	HR	RBI
---	-	-	-	-	---	-	-	-	-

2017 Season Highlights

- ◆ Split the season between AAA Tacoma, Seattle and the disabled list after being claimed on waivers just prior to Opening Day by the Mariners (from Arizona)...Was in his seventh season in the D-Backs org. prior to being designated for assignment at the end of camp (3/28)... Was with Seattle, April 12-25, and again on May 5...Enjoyed career-long outing on April 16 vs. Texas (2-1IP, OH, OR)...Was injured warming up on May 5 vs. Texas and was placed on the Major League D.L. for nearly two months with a right hamstring strain...Was activated and optioned on August 2 and spent the remainder of the year in Tacoma...Pitched for Venados de Mazatlan in the Mexican Winter League in October/November (7 saves, 3.77 ERA, 15 games, 14.1 IP, 18H, 6ER, 2BB, 11SO).

Career Highlights

- ◆ 2016 Appeared in 8 games over 3 stints with the D-backs and was 0-1 with a 8.80 ERA (15 ER in 15.1 IP)... 13 holds were tied for the most in the AAA Pacific Coast League...On the MLB D.L. from 8/24-31 with a right lumbar spine strain.
- ◆ 2015 Made his first career Opening Day roster, but was optioned to Reno on 5/11...Was struck in the head on 8/4 @ El Paso and suffered a fractured skull and did not play the remainder of the season...Recalled by the D-backs on 9/8 and placed on the 60-day disabled list.
- ◆ 2014 Was 4-4 with 19 holds and a 2.74 ERA (15 ER in 49.1 IP) in 57 games in his first Major League season with Arizona...His 19 holds were a club rookie record, while his 2.74 ERA was sixth best by a D-backs rookie reliever (min. 30 games)...Earned the win in his Major League debut on 5/6 @ Brewers.
- ◆ 2013 Named to the Double-A Southern League Midseason All-Star Team...T6th in the SL in saves...Played with Salt River in the Arizona Fall League and went 0-1 with 2 saves and a 2.19 ERA (3 ER in 12.1 IP)...Entered the season rated by **MLB.com** as the No. 10 Prospect among Arizona farmhands.

Personal/Miscellaneous

Full name **EVAN PATRICK MARSHALL**...Married, Allie... Attended Kansas State University... Ranked second on the Wildcats' all-time appearance list (85) at the time of his departure... Earned All-Big 12 Second-Team honors as a sophomore reliever... Is a 2008 graduate of Homestead (Calif.) High School... Was a 4-time team Most Valuable Player and named All-Central Coast Section Second Team as a junior... Garnered **Louisville Slugger** Preseason High School All-American honors in 2008... On Twitter: @EMARSH31...Grew up a San Francisco Giants fan, favorite player was Barry Bonds.

MARSHALL'S CAREER GAME HIGHS

K's: 3, three times, last September 2, 2014 at SD; **BB:** 3, April 25, 2017 at Detroit; **LONGEST RELIEF OUTING:** 2.1IP, April 16, 2017 vs. Texas; **HR:** 1, nine times; **LAST WIN:** August 3, 2014 vs. Pittsburgh; **LAST SAVE:** N/A; **SCORELESS APP STREAK:** 8, June 24-July 22, 2014.

PHONETIC PRONUNCIATIONS FOR 2018 INDIANS

Cody Edward ALLEN	Ryan MERRITT (merit)
Abraham ALMONTE (al-MONN-tay)	Tyler NAQUIN (NAY-quinn)
Trevor Andrew BAUER (bow- IR)	Alexi OGANDO (oh-GAHN-doh)
Jeff BELIVEAU (BELL-uh-voh)	Daniel Anthony OTERO (oh-TEAR-oh)
Michael Charles BRANTLEY Jr.	Rick PACIONE (pass-E-own)
Carlos Luis CARRASCO (cuh-RAZZ- coh)	Roberto PÉREZ
Lonnie D. CHISENHALL (CHIZ-in-hall)	Adam Gregory PLUTKO (plett-KOH)
Preston CLAIBORNE (clay-BORN)	José RAMÍREZ
Michael Anthony CLEVINGER (clev-IN-jer)	Danny SALAZAR
Edwin ENCARNACION (ehn-kahr-nah-see-OHN)	Eric STAMETS (STAY-mets)
Yan GOMES (GOHM-ss)	Joshua A. TOMLIN (tom-lynn)
Brandon Eric GUYER (GUY-er)	Giovanny URSHELA (urr-SHEL-lah)
Jason Michael KIPNIS (kip-NISS)	
Corey Scott KLUBER (CLUE-burr)	
Francisco Miguel LINDOR (lin-DOOR)	
Drew MAGGI (ma-G)	
Zach Taylor McALLISTER (mac-AL-ah-ster)	
Francisco MEJÍA (meh-HEE-ya)	
Shawn MORIMANDO (more-ah-mahn-doh)	



Josh Martin

80

Age: 28, born December 30, 1989 in Enterprise, AL

Resides: Birmingham, AL

Position: Pitcher

Bats: R

Throws: R

Height: 6-5

Weight: 230

ML Service: 0 + 010

Contract Status: Signed thru 2018

Acquired: Selected by Cleveland in the 10th round in the 2012 First-Year Player Draft.

YEAR	CLUB	W-L	ERA	G	GS	CG	SHO	SV	IP	H	R	ER	HR	HB	BB	SO	WP	BK	AVG	SLG	OBP	OPPONENTS		
																						AVG	SLG	OBP
2012	Mahoning Valley	4-1	4.14	14	3	0	0	0	45.2	37	23	21	5	5	15	41	1	0	.219	.373	.295			
	Carolina	0-1	5.06	3	0	0	0	0	5.1	6	3	3	2	0	1	4	0	0	.286	.571	.318			
2013	Lake County	3-3	3.38	23	1	0	0	2	40.0	33	18	15	6	1	7	47	3	0	.219	.417	.258			
	Carolina	0-2	4.86	16	0	0	0	2	33.1	37	18	18	4	1	11	24	2	0	.276	.448	.333			
2014	Carolina	5-6	2.92	38	0	0	0	3	64.2	47	23	21	4	1	21	65	1	0	.199	.297	.265			
	Akron	0-0	0.00	1	0	0	0	0	2.0	0	0	0	0	0	0	4	0	0	.000	.000	.000			
2015	Akron	8-1	2.27	44	0	0	0	2	67.1	47	23	17	4	0	19	80	4	0	.192	.314	.249			
2016	Columbus	2-5	3.41	47	0	0	0	3	66.0	57	26	25	4	4	23	60	4	0	.230	.306	.304			
2017	Columbus	1-2	3.25	30	0	0	0	4	36.0	36	13	13	2	2	8	38	2	0	.257	.386	.305			
Minor Lge. Totals		23-21	3.32	216	4	0	0	16	360.1	300	147	133	31	14	105	363	17	0	.222	.352	.283			

CAREER TRANSACTIONS

2011 Selected by the Pittsburgh Pirates in the 25th round of the June Draft. Did not sign.

2012 Selected by the Cleveland Indians in the 10th round (323rd overall) of the June draft.

2015 Selected by the San Diego Padres in the Major League Rule 5 Draft, 12/10 (1st rd./7th). Returned to Cleveland, 4/12.

2017 Season Highlights

- ◆ Spent season at AAA Columbus and missed two months (June 12-Aug. 12) with right elbow soreness, which required offseason surgery to clean up loose bodies (Sept. 11)...Left-handed batters hit .238 (15/63) off him, batters hit .167 (10/60) with runners on base and .129 (4/31) with runners on base.

Pro Career

- ◆ 2016 Spent the entire season in AAA Columbus after spending spring in San Diego Major League camp, posting a 10.64 ERA in 12 exhibition outings (11.0IP, 16H, 13ER, 12SO)...Designated for assignment on 4/3 and assigned back to the Indians organization on 4/12 (accrued 10 days of MLB service)...From 6/11, end of season he posted an ERA of 1.73 to end the season (41.2IP, 8ER, 29 games).....Enjoyed a 16-game, 22.2inning consecutive scoreless streak from 6/10-7/21.
- ◆ 2015 Spent the entire season with Double-A Akron, going 8-1 with a 2.27 ERA (17 ER, 67.1 IP), 80 strikeouts against 19 walks and a .192 opponents average in 44 relief appearances...Named an Eastern League Midseason All-Star for Akron...7th overall selection of the first round of the 2015 Rule 5 draft by San Diego.
- ◆ 2014 Played the majority of his season with Single-A Carolina, going 5-6 with a 2.92 ERA (21 ER, 64.2IP, .199 avg against).
- ◆ 2013 Split the season between Single-A Lake County and Single-A Carolina, going a combined 3-5 with a 4.09 ERA (33 ER, 73.1 IP) and 71 strikeouts against 18 walks with a .246 opponent average allowed in 39 games.

Personal/Miscellaneous

Full name JOSHUA MARTIN...Married, Elizabeth...Graduated from Enterprise High School (AL)...Graduated from Samford University (AL) where he helped lead the school to its first appearance in the NCAA Tournament as a senior...Set the record for the school's all-time wins at 24....Signed by Chuck Bartlett.



Michael Martínez

1

Age: 35, born September 16, 1982 in Santo Domingo, Dominican Republic

Resides: Santo Domingo, DR

Position: Infielder

Bats: S

Throws: R

Height: 5-9

Weight: 180

ML Service: 4 + 014

Contract Status: Signed thru 2018

Acquired: December 11, 2017; Re-signed by Cleveland to a free agent Minor League contract.

YEAR	CLUB	AVG	G	AB	R	H	2B	3B	HR	RBI	SH	SF	HB	BB	SO	SB	CS	SLG	OBP	OPS	E
2005	DSL Nationals	.269	59	212	37	57	3	1	0	16	2	3	4	31	17	20	9	.368	.292	.660	-
2006	Savannah	.172	30	87	9	15	0	0	0	4	6	0	0	7	10	4	3	.172	.234	.406	13
	Vermont	.321	45	159	26	51	5	2	1	19	8	1	2	9	28	6	8	.396	.363	.759	19
	Potomac	.217	7	23	1	5	2	0	0	2	0	0	1	1	1	0	3	.304	.280	.584	0
2007	Hagerstown	.250	115	404	54	101	21	5	0	32	11	4	4	27	68	13	3	.327	.301	.627	40
2008	Potomac	.266	104	417	63	111	25	6	3	58	#20	2	7	27	49	25	7	.376	.320	.697	18
2009	Harrisburg	.223	65	188	22	42	7	2	1	8	5	1	5	20	34	0	3	.298	.313	.611	13
	Potomac	.293	49	198	40	58	14	5	4	29	2	1	1	16	31	10	6	.475	.347	.822	11
2010	Harrisburg	.253	100	359	41	91	14	6	8	37	4	1	3	20	54	15	9	.393	.298	.690	14
	Syracuse	.325	33	126	16	41	7	0	3	19	2	1	3	3	20	8	3	.452	.353	.806	4
2011	Philadelphia	.196	88	209	25	41	5	2	3	24	5	2	0	18	35	3	0	.282	.258	.540	6
2012	Clearwater	.333	4	15	4	5	1	0	0	2	0	0	0	1	1	0	0	.400	.375	.775	0
	Lehigh Valley	.271	32	107	12	29	4	2	2	15	1	3	1	10	12	3	1	.402	.331	.732	3
	Philadelphia	.174	45	115	10	20	3	0	2	7	2	0	0	5	21	0	0	.252	.208	.461	4
2013	Lehigh Valley	.300	71	243	35	73	11	3	3	28	2	1	2	18	37	6	5	.407	.352	.760	12
	Philadelphia	.175	29	40	5	7	0	0	0	3	0	0	0	12	1	0	0	.175	.175	.350	0
2014	Indianapolis	.244	91	315	34	77	6	6	1	32	8	8	1	29	46	7	4	.311	.303	.614	11
	Pittsburgh	.128	26	39	2	5	1	0	0	2	1	0	0	4	13	0	0	.154	.209	.363	1
2015	Columbus	.289	102	363	53	105	24	5	5	42	3	3	0	32	60	11	3	.424	.344	.768	8
	CLEVELAND	.267	16	30	7	8	2	0	0	2	1	0	0	1	12	0	1	.333	.290	.624	0
2016	Columbus	.288	27	104	12	30	8	1	2	12	0	0	1	9	21	2	2	.442	.351	.793	2
	CLEVELAND	.242	58	95	15	23	4	0	1	4	1	0	0	3	21	0	2	.316	.265	.581	4
	Boston	.167	4	6	1	1	0	0	0	0	0	0	1	2	0	0	0	.167	.286	.452	0
2017	CLEVELAND	.364	14	11	1	4	1	0	0	0	1	0	0	2	5	0	1	.455	.462	.916	1
	Tampa Bay	.077	13	26	1	2	0	0	0	0	0	0	0	3	10	0	0	.077	.172	.249	1
	Columbus	.277	63	213	29	59	16	2	0	20	2	1	0	13	35	4	2	.371	.317	.688	2
	Minor Lge. Totals	.269	938	3321	451	893	165	45	33	359	74	27	31	242	507	115	59	.375	.322	.697	170
	CLEVELAND TOTALS	.257	89	136	23	35	7	0	1	6	3	0	0	6	38	0	4	.331	.290	.620	5
	American League	.226	106	168	25	38	7	0	1	6	3	0	0	10	50	0	4	.286	.271	.556	6
	National League	.181	188	403	42	73	9	2	5	36	8	2	0	27	81	4	0	.251	.232	.482	11
	M.L. TOTALS	.194	294	571	67	111	16	2	6	42	11	2	0	37	131	4	4	.261	.243	.504	17

CAREER TRANSACTIONS

- 2005 Signed by the Washington Nationals as an amateur free agent, 6/17.
- 2010 Drafted by the Philadelphia Phillies from the Washington Nationals in the 2010 rule 5 draft, 12/9.
- 2012 DL - right foot fracture, 3/26-6/4...rehab at A Clearwater, 6/1-5.
- 2013 Granted Free Agency, 10/7. Signed as a Free Agent with the Pittsburgh Pirates, 12/18.
- 2014 Granted Free Agency, 9/30
- 2015 Signed as a Free Agent with the Cleveland Indians, 2/11.
- 2015 Re-signed as a Free Agent with the Cleveland Indians, 11/13.
- 2016 Purchased by the Boston Red Sox from the Cleveland Indians, 7/8.
- 2016 Selected off waivers by the Cleveland Indians from the Boston Red Sox, 8/4.
- 2016 Re-signed as a Free Agent with the Cleveland Indians, 12/1.
- 2017 Traded by the Cleveland Indians to the Tampa Bay Rays for player to be named or cash, 5/18. Granted Free Agency, 6/22.
- 2017 Signed as a Free Agent with the Cleveland Indians, 6/25. Granted Free Agency, 11/6.
- 2017 Re-signed as a Free Agent with the Cleveland Indians, 12/11.

POSTSEASON RECORD

YEAR	CLUB	AVG	G	AB	R	H	2B	3B	HR	RBI	SH	SF	HBP	BB	SO	SB	CS	E
2011	PHI (NLDSvSTL)	-	2	0	1	0	0	0	0	0	0	0	0	0	0	0	0	0
2016	CLE (ALDSvBOS)	.000	2	1	0	0	0	0	0	0	0	0	0	0	1	0	0	0
	CLE (ALCSvTOR)	-	1	0	0	0	0	0	0	0	0	0	0	0	0	0	0	0
	CLE (WSvCHI)	.000	4	3	1	0	0	0	0	0	0	0	0	0	2	0	0	0
TOTALS		.000	9	4	2	0	0	0	0	0	0	0	0	0	3	0	0	0

FIELDING BY POSITION

PCT	G	PO	2016				DP		PCT	G	CAREER				DP
			A	E	TC	DP					PO	A	E	TC	
1.000	3	3	0	0	3	0	Outfield	.991	98	105	5	1	111	4	
.955	11	16	26	2	44	6	Second Base	.966	73	92	106	7	205	26	
1.000	9	0	3	0	3	0	Third Base	.939	50	25	68	6	99	5	
1.000	1	0	1	0	1	0	Shortstop	.967	31	34	54	3	91	11	
.961	24	19	30	2	51	6	Totals	.966	253	256	233	17	506	46	

2017 Season Highlights

◆ Split season between Cleveland and Tampa Bay organizations, spending the first two and a half months of the season at the Major League level before ending the season in Triple-A Columbus...With Cleveland he appeared in 6 games at third base, 3 games at second and 2 games in center field (1G at SS)...Also made his Major League pitching debut with a scoreless inning on April 13 vs. Chicago-AL...Designated for assignment on May 14 and acquired by Tampa Bay four days later...With the Rays he appeared in 8 games at second base, 3 games at third base, 1 game in left field and 1 game at DH...With Columbus he appeared at every position except first base, pitcher and catcher...He hit .314 (33/105) in August, .313 (26/83) with runners on base and .341 (15/44) with RISP...Also hit .300 (42/140) off right-handed pitching...Suffered torn left Achilles tendon during training exercises in the Dominican Republic in late January, undergoing surgery in Cleveland on Jan. 31 (rehab 6 months).

Pro Career


- ◆ **2016** Spent much of the season in a utility role with Cleveland around stints in AAA Columbus and with the Boston Red Sox in July...Was promoted to Cleveland on 5/14 when Michael Brantley returned to the disabled list and spent the next six weeks on the Major League roster...Was a roster casualty of Cleveland's 19.0 inning game at Toronto on 7/1 and was designated for assignment the next day to make room for bullpen reinforcements...Was acquired by the Boston Red Sox for cash on 7/8 and spent nearly a month on Red Sox Major League roster before being designated on 8/2 (and claimed two days later by Cleveland)...Spent the remainder of the season on Cleveland's Major League roster...Was on all three Postseason rosters and appeared in 7 of the 15 games and made the last out of the World Series.
- ◆ **2015** Spent most of the season in AAA Columbus, batting .289 (105/363) with 24 doubles, 5 triples, 5 home runs, 42 RBI and 53 runs scored (.344/.424/.768) in 102 games...At the time of his 9/4 promotion to Cleveland he ranked 11th in the International League in batting average (5th-highest in organization)...With Columbus, Martínez appeared in 66 games at second base, 19 games in center field, 13 games at shortstop, 4 games at third base and 3 games in right field...With Cleveland he made 7 starts (2 GS CF, 5 GS LF) and also appeared in 2 games in left and one game at third base.
- ◆ **Career Highlights** Was originally signed by Washington as a non-drafted free agent in 2005... Was a 2010 Eastern League All-Star (Midseason) at AA Harrisburg...2006 New York-Penn League All-Star (Midseason); also ranked fourth in the league that season in batting average...Made 48 starts at five different positions during his first season in the big leagues in 2011 after being selected by the Phillies in the 2010 Rule Five Draft...Made Major League debut as a starter in center field on 4/3/11 vs. Houston and collected his first hit and RBI off Enderio Del Rosario...Recorded a career-high four hits on 7/10/11 vs. Atlanta to become the first Phillies rookie with a four-hit game since Michael Bourn on 7/27/07... Took New York's Mike Pelfrey deep for first big league homer on 7/17/11 at Citi Field...Collected 15 RBI in July of 2011; the third-most among National League rookies that month behind Freddie Freeman (18) and Jesus Guzman (18)...Began the 2012 campaign on the 15-day disabled list w/a fractured right foot suffered in a spring training game...Spent majority of 2013 season with Lehigh Valley (Phillies' AAA), but also had four separate stints with Philadelphia at the big league level... Spent most of the 2014 season in AAA Indianapolis in the Pirates system...Was with the Pirates at the Major League level over two stints (6/13; 7/6-8/17).

Personal/Miscellaneous

Full name MICHAEL GABRIEL MARTÍNEZ...Is a 2001 graduate of San Lorenzo High School in the Dominican Republic... On Twitter @Pelucita19...Attended San Lorenzo de Los Minas.Plays soccer and basketball...Most unforgettable moment in his life was playing in the 2016 World Series...Favorite player as a kid was Rey Ordoñez on the NY Mets.

MARTÍNEZ' CAREER GAME HIGHS

HITS: 4, July 10, 2011 vs. Atlanta RUNS: 2, seven times, last June 15, 2016 at KC; DOUBLES: 2, May 23, 2016 at Chicago-AL (G1); RBI: 4, July 17, 2011 at NY Mets; BB: 2, three times; SB: 2, July 20, 2011 at Chicago-NL; HITTING STREAK: 7 games, July 17-24, 2011; GRAND SLAMS: n/a; LEAD-OFF HR: n/a; "WALK-OFF" HR: n/a; PINCH-HIT HR: n/a.



Zach McAllister

34

Age: 30, born December 8, 1987 in Peoria, IL

Resides: Peoria, IL

Position: Pitcher

Bats: R

Throws: R

Height: 6-6

Weight: 240

ML Service: 5 + 077

Contract Status (options remaining): Signed thru 2018 (0)

Acquired: August 20, 2010; Acquired from the New York Yankees to complete July 30, 2010 trade that sent OF Austin Kearns to the Yankees for a player to be named.

YEAR	CLUB	W-L	ERA	G	GS	CG	SHO	SV	IP	H	R	ER	HR	HB	BB	SO	WP	BK	OPPONENTS		
																			AVG	SLG	OBP
2006	GCL Yankees	5-2	3.09	11	1	0	0	0	35.0	35	14	12	1	1	12	28	3	0	.259	.326	.324
2007	Staten Island	4-6	5.17	16	15	0	0	0	71.1	80	42	41	3	2	28	75	2	0	.286	.400	.351
2008	Charleston	6-3	2.45	10	10	0	0	0	62.1	59	28	17	3	2	8	53	3	0	.245	.315	.274
	Tampa	8-6	1.83	15	14	1	1	1	88.2	74	24	18	6	4	13	62	2	0	.225	.328	.261
2009	Trenton	7-5	*2.23	22	22	0	0	0	121.0	98	39	30	4	7	33	96	0	1	.220	.291	.282
2010	Scranton/WB	5-9	5.09	24	24	1	0	0	132.2	165	82	75	20	6	38	88	7	0	.308	.489	.356
	Columbus	1-2	6.88	3	3	0	0	0	17.0	20	13	13	1	1	7	11	0	0	.303	.470	.359
2011	Columbus	12-3	3.32	25	25	#3	1	0	154.2	155	61	57	11	6	31	128	1	0	.261	.386	.301
	CLEVELAND	0-1	6.11	4	4	0	0	0	17.2	26	16	12	1	0	7	14	0	0	.338	.468	.393
2012	Columbus	5-2	2.98	11	11	0	0	0	63.1	59	27	21	5	2	19	52	3	0	.251	.366	.310
	CLEVELAND	6-8	4.24	22	22	0	0	0	125.1	133	78	59	19	1	38	110	0	2	.268	.449	.318
2013	CLEVELAND	9-9	3.75	24	24	0	0	0	134.1	134	65	56	13	6	49	101	7	1	.257	.413	.326
	Akron	0-0	5.40	1	1	0	0	0	3.1	4	2	2	0	0	1	5	0	0	.286	.286	.333
2014	CLEVELAND	1-0	0.00	1	1	0	0	0	6.0	2	0	0	0	0	2	2	0	0	.111	.111	.200
	CLEVELAND	4-7	5.23	22	15	0	0	0	86.0	96	54	50	7	0	28	74	3	0	.280	.420	.330
2015	Lake County	0-0	6.23	1	1	0	0	0	4.1	9	3	3	0	0	1	4	0	0	.429	.429	.455
	Columbus	7-1	2.09	11	11	0	0	0	69.0	57	19	16	3	1	14	59	1	0	.224	.302	.266
2016	CLEVELAND	4-4	3.00	61	1	0	0	1	69.0	70	28	23	7	3	23	84	3	0	.258	.380	.322
	CLEVELAND	3-2	3.44	53	2	0	0	0	52.1	53	21	20	6	2	23	54	3	0	.256	.406	.336
2017	Columbus	0-0	4.50	2	0	0	0	0	2.0	3	1	1	0	0	0	1	0	0	.333	.333	.333
	Akron	0-0	0.00	2	0	0	0	0	2.0	1	0	0	0	0	0	2	0	0	.143	.143	.143
2017	CLEVELAND	2-2	2.61	50	0	0	0	0	62.0	53	18	18	8	1	21	66	3	0	.235	.367	.302
Minor Lge. Totals		64-40	3.31	155	139	5	2	1	832.2	821	355	306	57	32	207	666	22	1	.258	.368	.307
CLEVELAND TOTALS		28-33	3.92	236	68	0	0	1	546.2	565	280	238	61	13	189	503	19	3	.264	.415	.325
American League		28-33	3.92	236	68	0	0	1	546.2	565	280	238	61	13	189	503	19	3	.264	.415	.325
National League		--	--	--	--	--	--	--	--	--	--	--	--	--	--	--	--	--	--	--	--
M.L. TOTALS		28-33	3.92	236	68	0	0	1	546.2	565	280	238	61	13	189	503	19	3	.264	.415	.325

CAREER TRANSACTIONS

- 2006 Selected by the New York Yankees in the 3rd round (104th overall) of the June draft. Signed on 6/16.
- 2010 Acquired by the Cleveland Indians from the Yankees as the player to be named later in the July 30th trade that sent Austin Kearns to the Yankees, 8/20.
- 2013 DL - right long finger sprain, 6/3-7/22...rehab at AA Akron, 7/13...rehab at AAA Columbus, 7/18.
- 2014 DL - lower back strain, 5/22-6/17...rehab at A Lake County, 6/5...rehab at AAA Columbus, 6/10-17.
- 2016 DL - right hip discomfort, 7/7-28...rehab at AAA Columbus, 7/18-21...rehab at AA Akron, 7/25-28.

POSTSEASON PITCHING RECORD

YEAR	CLUB	W-L	ERA	G	GS	CG	SHO	SV	IP	H	R	ER	HR	HB	BB	SO	WP	BK
2016	CLE (ALCS vTOR)	0-0	9.00	1	0	0	0	0	1.0	1	1	1	0	0	0	0	0	0
	CLE (WS vCHI)	0-0	9.00	2	0	0	0	0	2.0	3	2	2	0	0	1	2	0	0
TOTALS		0-0	9.00	3	0	0	0	0	3.0	4	3	3	0	0	1	2	0	0

FIELDING BY POSITION

PCT	G	PO	2017				DP	PCT	G	PO	CAREER			
			A	E	TC	A					E	TC	DP	
1.000	50	7	6	0	13	2	Pitcher	.879	236	31	27	8	66	2

PITCHERS HITTING

AVG	AB	2017			RBI	AVG	AB	CAREER		
		H	HR	RBI				H	HR	RBI
-	-	-	-	-	.167	6	1	0	0	

2017 Season Highlights

- ◆ Was a steady member of the Indians bullpen, finishing fourth on the club in relief innings (62.0) while posting an ERA of 2.61 in 50 relief appearances (15th-lowest relief ERA in the American League)...Tossed a club season-high 3.0 innings of relief on July 31 at Boston...39 of his 50 outings were scoreless as he limited right-handed batters to a .189 (24/127) average against with an OPS of .535...From June 7 thru the end of the season he posted an ERA of 2.15 (37.2IP, 34H, 9ER, 35SO)...Fanned 9.6 batters per 9.0IP on the year...Was tied for 14th among American League relievers with 10 outings of at least 2.0IP...Was not on the ALDS roster vs. New York.
- ◆ Batters hit .233 (20/86) off him with runners on base and hit .165 (15/91) when they were behind in the count...Yielded a .333 (12/36) average against with runners in scoring position...Recorded 2 holds...Recorded an ERA of 0.71 in 9 July outings (12.2IP, 10H, 1R/ER, 13SO)...Right-handed batters are hitting .190 (33/174) as a reliever off him since 2016 All-Star Break...Allowed an OPS of 1.319 (15 PAs) with RISP after the All-Star Break...ERA after July 6 was 2.45 (25.2IP, 23H, 7ER) and in Sept/Oct was 0.00 (7.1 IP, 6H, 0R, 2BB, 9SO, .222 avg).

Pro Career

- ◆ 2016 Finished the season on a positive note after a mid-season stint on the disabled list...Recorded scoreless outings over each of his first 8 games (7.1 IP) after being limited in spring training due to an illness...Was on the 15-day disabled list from 7/7-28 with right hip discomfort after making a spot start (1.0IP, 1H, 3R/ER) on 7/2 at Toronto which was the result of a 19.0-inning contest the previous day...Recorded a relief ERA of 3.10 (49.1IP, 51H, 17ER, 51SO) in 2016 and averaged 9.3 strikeouts per 9.0IP on the season...Upon his activation from the D.L. he recorded an ERA of 1.40 (25.2IP, 25H, 4ER, 8BB, 26SO) the remainder of year and from 8/5 thru the end of the season posted an ERA of 0.82 (22.0IP, 17H, 2ER, 6BB, 22SO, .207 avg)...Recorded 7 holds on the season...Final outing of the season was a rain-shortened spot start at Detroit on Sept 28 (2.0IP 1H, 0R, 1BB, 1K) and was a candidate to start game #162 at Detroit if required.
- ◆ 2015 Finished second on the club in relief innings pitched (65.0), T15th in the American League in relief ERA (2.49) and tied for T8th in relief strikeouts (79)...Started the season as the fifth starter and made his only start in the home opener of 4/10 vs. Detroit (4.0+IP, career-high 13 hits, 5R/ER, 5K, HR) and took the loss in the 8-4 Detroit win...Made the rest of his 60 appearances in relief, going 4-3 with a save and a 2.49 ERA (65.0IP, 57H, 18ER, 22BB-4IBB, 79SO)...Earned his first Major League save on 7/19, a 5-3, 11.0 inning win at Cincinnati...Worked a career-high 3.2IP in relief on 4/14 vs. CWS (3.2IP, 4H, 1ER) in relief of an injured Carlos Carrasco...Posted an ERA of 2.77 in the second half (26.0IP, 25H, 13R/8ER, 11BB, 31SO) and earned 12 holds on the season, T2nd on the club.
- ◆ 2014 Zach split the season between Cleveland, the 15-day D.L. and Columbus before flourishing in relief to end the season... Began the year in the Cleveland rotation where he went 3-4 with a 5.89 ERA (31 ER/47.1 IP) in 10 starts, placed on the 15-day D.L. on 5/22 w/back inflammation...Activated from the D.L. on 6/18 and optioned to AAA Columbus the next day...Had four more stints with Cleveland...Had a career-long 7-game losing streak (4/26- 9/15) after making final spot start in Houston on 9/15...Across 3 stints with the Clippers, and one spot start with the Lake County Captains, McAllister went 7-1 with a 2.33 ERA (19 ER/73.1 IP) w/ 63 strikeouts, 15 walks, and a 1.10 WHIP in 12 minor league starts...Finished the season on a positive note, working in relief 7 times in September to the tune of 2.77 relief ERA (13.0IP, 13H, 4R/ER, 2BB, 14K)...In September he was 1-1 w/a 2.84 ERA in 8 games/1 start (19.0IP, 20H, 6R/ER).
- ◆ 2013 Went at least 5.0 IP in 19 of his 24 outings while posting a record of 9-9 with a 3.75 ERA in 24 starts...Indians were 15-9 (.625) in his starts...Was on the 15-day D.L. for the first time in his career from 6/3-7/22 (sprained right long/middle finger)...From 9/24/12-5/28/13, Zach had held opponents to 3-or-fewer earned runs while completing at least 5.0IP in a career-long 12 consecutive starts (longest such stretch by an Indians starting pitcher since Buddy Black, 16GS, 1989-90)...Luis Tiant holds the Indians franchise record with 20 consecutive starts (1968).
- ◆ 2012 Finished 6th among A.L. rookie pitchers in strikeouts (110), 8th in innings (125.1) and tied for 7th in starts (22)...His 7.9K/9.0IP led Tribe's starting pitchers as he tossed a career-high 188.2 innings combined on the year...Career-low 1.2IP on 8/6 vs. Minnesota...Picked up his first Major League win on 5/7 vs. Chicago-AL (day game, 6.0IP, 6H, 4R/2ER, 1BB, 5K)...Named the 6th-best prospect in the Indians organization entering 2012 according to **Baseball America**.
- ◆ 2011 Among Int'l League leaders was T1st in CG (3), T3rd in wins (12), 4th in innings (154.2), 5th in WHIP (1.20), 7th in ERA (3.32) and 7th in strikeouts (128)...Finished the year with two September starts with Cleveland...Selected to the Midseason IL All-Star Team...Led all Indians minor league pitchers in wins (12), was 5th in ERA, 2nd in IP and 4th in strikeouts...Improved to 7-0 on the year after his 7.0 inning complete game shutout of Pawtucket on 5/20 (7.0IP, 3H, 0R, 0BB, 7K)...Recalled from AAA Columbus on 7/7 & made his Major League debut that night against Toronto.

- ◆ **2010** Spent the season at the AAA level between Columbus and the Scranton/Wilkes-Barre Yankees going 9-12 with a 5.29ERA in 27 starts (149.2IP, 185H, 88ER, 45BB, 99K)...Acquired from the New York Yankees on 8/20 to complete the 7/30 trade that sent Austin Kearns to New York for a player to be named...His 149.2 innings pitched ranked 9th in the IL...Entered the 2010 season ranked by **Baseball America** as the 5th-best prospect and as having the "Best Control" in the Yankees organization.
- ◆ **2009** Spent the entire campaign with AA Trenton...His ERA led the Eastern League as he was named Yankees Minor League Pitcher of the Year...Ranked 2nd among all Yankees minor leaguers in ERA...Named to the Midseason All-Star team...Missed more than three weeks from 7/16-8/8 on the disabled list w/R shoulder inflammation.
- ◆ **2008** Led all Yankees Minor Leaguers in ERA and tied for most wins... Placed 7th among all full-season minor leaguers in ERA...Following the season, was selected as the organization's sixth-best prospect by **Baseball America**.

McALLISTER'S FAVORITES

Favorite Movie: Sandlot

Favorite Group/Artist: Jay-Z

Favorite Athlete Growing Up: Roger Clemens

Favorite Team Growing Up: Chicago Bears

Person Who Has Most Influenced You: Dad (Steve)

Favorite Road City: Chicago

Favorite Road Stadium: Yankee Stadium

Favorite TV Show: Big Bang Theory

Personal/Miscellaneous

Full name **ZACHARY TAYLOR McALLISTER**...Single...Went 12-1 with a 1.04 ERA and 116K at Illinois Valley Central High School...Also hit .486 w/13 2B, 6HR, 38RBI...Earned First-Team All-State honors from **Illinois Prep Baseball Report**, **Chicago Tribune** and **Illinois High School Baseball Coaches Association**...Is the son of Diamondbacks' scout Steve McAllister... 2013-18 Tribe Fest participant.

McALLISTER'S CAREER GAME HIGHS

K's (starter): 8, four times, last May 5, 2014 vs. MIN; **K's (relief):** 5, Sept 20, 2014 @MIN; **BB's (starter):** 5, two times, last April 24, 2013 @CWS; **BB's (relief):** 3, Sept. 13, 2015 vs. DET (Game 1); **LONGEST START:** 8.0IP, August 11, 2012 vs. BOS; **LONGEST RELIEF OUTING:** 3.2IP, April 14, 2015 vs. CWS; **WINNING STREAK:** 5 games, September 15, 2013 - April 21, 2014; **LOSING STREAK:** 7 games, April 26-Sept 15, 2014; **HR:** 4, Sept. 2, 2012 vs. TEX; **SHORTEST START:** 1.0IP, July 2, 2016 @TOR; **CG:** N/A; **CG SHO:** N/A; **CAREER 10+STRIKEOUT GAMES:** N/A; **CONSECUTIVE SCORELESS OUTINGS:** 10 games, 10.2IP, June 9-July 7, 2015.



Francisco Mejía

27

Age: 22, born October 27, 1995 in Bani, Dominican Republic
Resides: Bani, DR **Position:** Catcher
Bats: S **Throws:** R **Height:** 5-10 **Weight:** 185
ML Service: 0 + 031
Contract Status (Options): Signed thru 2018 (2)
Acquired: July 2, 2012; Signed by Cleveland as a Non-Drafted Free Agent.

YEAR CLUB	AVG	G	AB	R	H	2B	3B	HR	RBI	SH	SF	HB	BB	SO	SB	CS	SLG	OBP	OPS	E
2013 AZL Indians	.305	30	105	16	32	9	1	4	24	1	0	2	5	18	3	1	.524	.348	.872	2
2014 Mahoning Valley	.282	66	248	32	70	17	4	2	36	0	3	5	18	47	2	4	.407	.339	.747	11
2015 Lake County	.243	109	391	45	95	13	0	9	53	5	2	10	38	78	4	1	.345	.324	.670	14
2016 Lake County	.347	60	239	41	83	17	3	7	51	1	3	1	15	39	1	0	.531	.384	.915	4
Lynchburg	.333	42	168	22	56	12	1	4	29	0	2	1	13	24	1	2	.488	.380	.869	5
2017 Akron	.297	92	347	52	103	21	2	14	52	1	6	5	24	53	7	2	.490	.346	.835	5
CLEVELAND	.154	11	13	1	2	0	0	0	1	0	0	0	1	3	0	0	.154	.214	.368	0
Minor Lge. Totals	.293	399	1498	208	439	89	11	40	245	8	16	24	113	259	18	10	.447	.349	.796	41
CLEVELAND TOTALS	.154	11	13	1	2	0	0	0	1	0	0	0	1	3	0	0	.154	.214	.368	0
American League	.154	11	13	1	2	0	0	0	1	0	0	0	1	3	0	0	.154	.214	.368	0
National League	--	--	--	--	--	--	--	--	--	--	--	--	--	--	--	--	--	--	--	--
M.L. TOTALS	.154	11	13	1	2	0	0	0	1	0	0	0	1	3	0	0	.154	.214	.368	0

CAREER TRANSACTIONS

2012 Signed by the Cleveland Indians as a non-drafted amateur free agent, 7/2.

FIELDING BY POSITION

2017									CAREER								
PCT	G	PO	A	E	TC	DP	PB		PCT	G	PO	A	E	TC	DP	PB	
1.000	3	4	0	0	4	0	0	Catcher	1.000	3	4	0	0	4	0	0	

2017 Season Highlights

◆ Had another productive season in his development, spending the year at Double A Akron and was named an Eastern League Midseason and Postseason All-Star and was named E.L. Rookie of the Year in his first year at that level...Hit .297 (103/347) at Akron with 21 doubles, 2 triples, 14 home runs, 52 RBIs, 52 runs scored and 7 steals...He finished 6th in the league batting average, 8th in slugging pct (.490) and OPS (.835)...Led E.L. catchers in assists and threw out 30% (18/60) of potential basestealers... Hit .352 (32/91) off left-handed pitching and .299 (29/97) with runners in scoring position...Had 33 hits over an 18-game span, May 26-June 17...Hit .361 (30/83) in June with 18 R, 6HR & 19 RBI in 22 games.

◆ Recalled to Cleveland for the first time in his career on September 1 and made his debut in the night game of a doubleheader that night as a pinch-hitter...Made his first defensive appearance at catcher on Sept. 3 and started at DH at Chicago-AL on Sept. 4...Overall made 3 appearances at catcher, was 1-for-7 as a pinch-hitter and collected his first hit on Sept. 4 at Chicago-AL, a single off James Shields (his lone start at DH in September)...Named an **MiLB.com** organization All-Star (C) and was named to the **Baseball America** Postseason Double-A All-Star team.

2018 CLUB/MLB PROSPECT PUBLICATION RANKINGS	
Baseball America	1st (14th overall)
MLB.com	1st (20th overall)

2017 CLUB/MLB PROSPECT PUBLICATION RANKINGS	
Baseball America	1st
MLB.com	2nd

Pro Career

◆ 2016 Hit a combined .342 (139/407) in 2016 with 63 runs, 29 doubles, 4 triples, 11 home runs and 80 RBI between Class-A Lake County and A Lynchburg (.382/.514/.896)...He led all Indians Minor League hitters in average and OPS (.896) and ranked fifth in RBI and hits...His overall .342 batting average was also fifth-highest in all of Minor League Baseball in 2016 (min. 400 plate apps)...Hit in 50 consecutive games from 5/27-8/13, the longest hitting streak in the Minors in 62 years and tied for fourth longest in Minor League history... He was named an organizational All-Star and the 84th-overall MiLB prospect by **MiLB.com** and entered 2017 as the top organizational prospect and best hitter for average in the system according to **Baseball America**... Hit .333 (92/276) vs. RHP for the year with 19 2B, 3 3B, 7 HR, 47 RBI and .359 (47/131) vs. left-handed pitching with 10 2B, 1 3B, 4 HR & 33 RBI (.932 OPS)... Hit .419 (39/93) in June with 7 2B, 6 HR and 22 RBI in 23 games on his way to **Topps** June Player of the Month honors.

◆ 2015 Appeared in 109 of Lake County's 137 games...His 53 RBI were the second-most among Captains players... Entered the 2016 season ranked as the 10th-best prospect and Best Defensive Catcher in the Indians organization by **Baseball America**.

◆ 2014 The Indians seventh-best prospect, ninth-best prospect in the New York-Penn League (**Baseball America**), started 52 games at catcher for the Scrappers, batting .319 (23/72) with RISP, hitting 6 doubles, 2 triples, 1 homer and 33 RBIs...Mejia led Mahoning Valley in hits (70), triples (4) and total bases (101).

◆ 2013 Signed as a non-drafted free agent in July, 18-year-old Mejia led the AZL Indians in batting, wrapping up the season with a .305 average (32/105), 9 doubles, a triple, 4 homers, 24 RBI and a .872 OPS (.348 OBP/.524 SLG).

Personal/Miscellaneous

Full name FRANCISCO JOSE MEJÍA (meh-HEE-ya)...Married, Sorivel... Studied at Las Carreras de Baní ...Son, Francisco Miguel (10/18/2016)...Favorite team as a child was the New York Yankees and his favorite players were Manny Ramirez and Robinson Canó...Favorite movies (Fast and Furious and Scary Movie); favorite NBA team is the Cleveland Cavaliers...2018 Tribe Fest participant.

MEJIA'S CAREER GAME HIGHS	
HITS: 1, two times, last September 7, 2017 @CWS; RUNS: 1, September 3, @DET; DOUBLES: N/A; HR: N/A; Multi-HR Games: N/A; RBI: 1, September 4, 2017 @CWS; SB: N/A; BB: 1, September 12, 2017 vs. DET; HITTING STREAK: 2 games, September 4-7, 2017; GRANDSLAMS: N/A; LEAD-OFF HR: N/A; "WALK-OFF" HR: N/A; PINCH-HIT HR: N/A.	



Ryan Merritt

54

Age: 26, born February 21, 1992 in McKinney, TX

Resides: Celina, TX

Position: Pitcher

Bats: L

Throws: L

Height: 6-0

Weight: 180

ML Service: 0 + 075

Contract Status (options remaining): Signed thru 2018 (0)

Acquired: Selected by Cleveland in the 16th round (488th overall) in the 2011 First-Year Player Draft.

YEAR	CLUB	W-L	ERA	G	GS	CG	SHO	SV	IP	H	R	ER	HR	HB	BB	SO	WP	BK	OPPONENTS		
																			AVG	SLG	OBP
2011	AZL Indians	0-0	1.08	4	0	0	0	1	8.1	10	3	1	0	0	2	10	0	0	.278	.361	.316
2012	Mahoning Valley	3-4	4.09	14	14	0	0	0	66.0	82	42	30	3	1	17	40	2	1	.304	.407	.340
2013	Lake County	6-9	3.42	24	23	0	0	0	126.1	142	62	48	10	5	18	91	8	6	.287	.416	.317
	Carolina	0-0	5.00	2	2	0	0	0	9.0	7	5	5	1	1	1	6	0	0	.206	.382	.243
2014	Carolina	*13-3	2.58	25	25	2	0	0	*160.1	128	56	46	12	5	25	127	0	3	.216	.324	.252
2015	Akron	10-7	3.51	22	22	2	2	0	141.0	145	63	55	8	8	16	89	3	1	.269	.382	.299
	Columbus	2-0	4.20	5	5	0	0	0	30.0	38	14	14	1	1	6	16	0	1	.309	.407	.346
2016	Columbus	#11-8	3.70	24	24	2	1	0	143.1	156	67	59	15	6	23	92	2	0	.279	.413	.313
	CLEVELAND	1-0	1.64	4	1	0	0	0	11.0	6	2	2	0	0	0	6	0	0	.167	.194	.167
	Columbus	10-5	3.03	19	18	1	0	0	116.0	116	40	39	19	5	25	85	0	0	.263	.444	.310
	Lake County	1-0	2.57	1	1	0	0	0	7.0	7	2	2	0	0	1	4	0	0	.269	.308	.296
	CLEVELAND	2-0	1.74	5	4	0	0	0	20.2	26	6	4	0	0	4	7	0	0	.310	.369	.337
Minor Lge. Totals		56-36	3.33	140	134	7	3	1	807.1	831	354	299	69	32	134	560	15	12	.267	.393	.302
CLEVELAND TOTALS		3-0	1.71	9	5	0	0	0	31.2	32	8	6	0	0	4	13	0	0	.267	.317	.287
American League		3-0	1.71	9	5	0	0	0	31.2	32	8	6	0	0	4	13	0	0	.267	.317	.287
National League		--	--	--	--	--	--	--	--	--	--	--	--	--	--	--	--	--	--	--	--
M.L. TOTALS		3-0	1.71	9	5	0	0	0	31.2	32	8	6	0	0	4	13	0	0	.267	.317	.287

CAREER TRANSACTIONS

2011 Selected by the Cleveland Indians in the 16th round of the June draft. Signed 8/3.

POSTSEASON PITCHING RECORD

YEAR	CLUB	W-L	ERA	G	GS	CG	SHO	SV	IP	H	R	ER	HR	HB	BB	SO	WP	BK
2016	CLE (ALCS vTOR)	0-0	0.00	1	1	0	0	0	4.1	2	0	0	0	0	0	3	0	0

FIELDING BY POSITION

PCT	2017							PCT	CAREER						
	G	PO	A	E	TC	DP	G		PO	A	E	TC	DP		
1.000	5	1	2	0	3	0	Pitcher	1.000	9	1	5	0	6	1	

PITCHERS HITTING

2017				CAREER			
AVG	AB	H	HR	RBI	AVG	AB	RBI
-	-	-	-	-	-	-	-

2017 Season Highlights

◆ Spent most of the season in Columbus, posting a mark of 10-5 with a 3.03 ERA in 19 games/18 starts (CG, 116.0IP, 116H, 39ER, 25BB, 85SO) and went 2-0 in 4 starts with Cleveland over six stints (Indians were 3-1 in his starts)...His 3.03 ERA was the 6th-lowest mark in the International League and his 10 wins were tied for 7th...Also made a spot start on June 12 for Lake County (7.0IP, 7H, 2R/ER) to stay in line for a spot start with Cleveland as his 11 combined wins on the year were 3rd-most in the organization and his combined 3.00 ERA was 3rd-lowest.

◆ Over his last 7 starts at AAA (6/24-8/12) he was 4-0 with a 1.45 ERA (43.1IP, 34H, 7ER, 3BB, 29SO) and won his last 7 decisions...Batters hit .234 (37/158) with runners on against him and .188 (16/85) with RISP...Went at least 5.0IP in all but 2 of his starts and struck out 10 batters in a season-high 8.0IP on June 24 vs. Toledo (3H, 1R, 0BB).

- ◆ Excelled in a spot start role over his six stints in Cleveland, serving as the "26th man" in three doubleheaders (June 17, July 1, August 17)...Over his last 2 starts (8/25 vs. KC; 8/30 @NYY-G2) he was 2-0 with a 0.75 ERA (12.0IP, 12H, 1R/ER, 3BB, 4K)...His first two starts of the season came in doubleheaders at Minnesota on June 17 (3R/2ER, 4.0IP) and August 17 (2R/1ER, 3.2IP), both no decisions...Was also with Cleveland, July 17-21, August 25 and again from August 30-end of the season...His 6.2 innings on August 25 vs. KC were a career-high for a single game...Appeared in relief on July 21 vs. Toronto, where he worked a scoreless 9th inning...Was with the club from August 30th-on but did not appear in a game after the 2nd game of the doubleheader at New York.
- ◆ With Cleveland, right-handed batters hit .258 (16-62, .589 OPS) and lefties hit .455 (10-22, 1.045 OPS, 0 walks)...Walked 1.74 batters per 9.0IP at the MLB level and did not allow a home run (0 homers last 36.0 IP dating back to last year)...Batters hit .217 (5/23) off him with RISP.

Pro Career

- ◆ **2016** Spent most of the season in Columbus, posting a mark of 11-8 with a 3.70 ERA in 24 starts (2CG, 143.1IP, 156H, 59ER, 23BB, 92SO)...He finished tied for first among International League pitcher in wins (11), tied for 8th in starts (24), 9th in innings pitched (143.1IP) and 11th in ERA...Finished T5th among organizational pitchers in wins and 6th in innings...Over his 10 second half starts he went 6-1 with a 2.72 ERA (59.2IP, 63H, 18ER, 9BB, 39SO)...Also finished tied for 2nd in complete games and tossed a CG/shutout on 5/9 vs. Louisville (9.0IP, 4H, 1BB, 6SO, 97P)...Went at least 5.0IP in 21 of 24 starts for Columbus...Averaged 1.4 walks per 9.0 IP with the Clippers...His 9/11 recall after Columbus's season ended was his third stint with Cleveland in 2016 (5/23-30; 8/4)...Made his Major League debut on 5/30 vs. Texas (OR, 4.1IP) in relief of Josh Tomlin...In September posted a 3.18 ERA in 2 games/1 start (5.2IP, 5H, 2R/ER)...Picked up first Major League win in first MLB start on Sept. 30 at KC (5.0IP, 3H, 1R/ER, 0BB, career-high 4K)...Did not walk a batter or allow a home runs in his 11.0 Major League innings...Earned his place in Tribe Postseason lore with a spot start in Game 5 of the American League Championship Series at Toronto on October 19, tossing 4.1 shutout innings while allowing just 2 hits/baserunners in the 3-0 series-clinching victory that gave the Indians their sixth American League pennant...Retired 12 of the 14 Blue Jays he faced and threw 49 pitches (33 strikes) in the effort...Rated by **Baseball America** as having the best control in the system entering 2017.
- ◆ **2015** Went a combined 12-7 with a 3.63 ERA (69ER/171.0IP) in 27 games/starts between AA Akron and AAA Columbus...Led all Indians MiLB pitchers in IP (171.0IP), was 4th in wins and 9th in ERA...Named the Eastern League Pitcher of the Week for July 6-13 when he tossed a 7.0-inning no-hitter against Reading on July 11 (7.0IP, 0H, 0R, 1BB, 3K, 78P)...He was promoted to Columbus on 8/15...Went at least 5.0IP in all 27 starts on the year.
- ◆ **2014** Posted a Carolina League-best 13 victories while holding down a 2.58 ERA (46 ER/160.1 IP) in a career-high 25 starts on his way to the Bob Feller Award as the organization's top Minor League pitcher...Merritt's 160.1 innings led all CL hurlers, while his 2.58 ERA (3rd), 2 complete games (T1st), 127 strikeouts (4th) and 0.95 WHIP (1st) all ranked in the top 5...Led organizational pitchers in ERA, was 2nd in wins, 3rd in innings and T4th in strikeouts...Named an Organizational All-Star by **MiLB.com**...Added to 40-man roster on 11/20...Listed by **Baseball America** as having the Best Control in the organization.
- ◆ **2013** Used a strong second half that saw the lefty allow just 14 earned runs over his final 53.2 innings to finish the season with the 4th best ERA in the Indians Player Development System; was promoted to Carolina on 8/21 to make his final 2 starts of the campaign...Walked just 18 batters while with the Captains which equated to the 2nd lowest walk rate (1.35) in the Midwest League...Was named Indians Minor League Player of the Week from 5/6-13.

MERRITT'S FAVORITES

Favorite Movie: Forrest Gump
 Favorite Group/Artist: Eric Church
 Favorite Athlete Growing Up: Nolan Ryan
 Favorite Team Growing Up: Cowboys
 Person Who Has Most Influenced You: Dad (Joey)
 Favorite Road City: Toronto
 Favorite Road Stadium: Rogers Centre
 Favorite TV Show: Sons of Anarchy

Personal/Miscellaneous

Full name RYAN ADAM MERRITT...Married, Sarah...Graduated from Celina High School in 2010 (played football and baseball) before attending McLennan Community College (Waco, TX) in 2011, where he was an All-American... Favorite player growing up was Nolan Ryan (favorite team was the Texas Rangers)...Enjoys hunting and fishing in the off-season...2018 Tribe Fest participant.

MERRITT'S CAREER GAME HIGHS

BB's (relief): n/a; K's (start): 4, Sept. 30, 2016 @KC; K's (relief): 2, May 30, 2016 vs. TEX; LONGEST RELIEF OUTING: 4.1IP, May 30, 2016 vs. TEX; LONGEST START: 6.2IP, August 25, 2017 vs. KC; WINNING STREAK: 3 games, September 30, 2016 - (active); LOSING STREAK: n/a; HR: n/a; LAST WIN: August 30, 2017 @NYY (Game 2).



Julian Merryweather

72

Age: 26, born October 14, 1991 in Berkeley, CA

Resides: San Mateo, CA

Position: Pitcher

Bats: R

Throws: R

Height: 6-4

Weight: 210

ML Service: 0 + 000

Contract Status: Signed thru 2018

Acquired: Selected by Cleveland in the 5th round (158th overall) in the 2014 First-Year Player Draft.

YEAR	CLUB	W-L	ERA	G	GS	CG	SHO	SV	IP	H	R	ER	HR	HB	BB	SO	WP	BK	OPPONENTS		
																			AVG	SLG	OBP
2014	Mahoning Valley	1-2	3.66	13	12	0	0	0	46.2	47	22	19	2	3	13	35	3	1	.260	.326	.318
2015	Lake County	2-3	4.08	21	4	0	0	1	70.2	89	40	32	6	4	12	69	4	1	.299	.423	.333
2016	Lynchburg	8-2	1.03	11	11	0	0	0	61.0	47	14	7	4	1	15	58	6	0	.210	.313	.261
	Akron	5-4	3.89	13	13	0	0	0	74.0	75	42	32	6	3	17	61	8	0	.255	.374	.300
2017	Akron	4-2	3.38	9	9	0	0	0	50.2	37	21	19	3	5	10	52	3	1	.196	.317	.255
	Columbus	3-7	6.58	16	16	0	0	0	78.0	105	58	57	13	6	25	76	2	1	.327	.536	.381
Minor Lge. Totals		23-20	3.92	83	65	0	0	1	381.0	400	197	166	34	22	92	351	26	4	.265	.396	.315

CAREER TRANSACTIONS

2014 Selected by the Cleveland Indians in the 5th round (158th overall) of the June Draft.

2017 Season Highlights

◆ Split season between AAA Columbus and AA Akron, going a combined 7-9 with a 5.32 ERA in 25 starts (128.2IP, 142H, 76ER, 16HR, 35BB, 128SO)...Started the year at Akron and was promoted to Columbus on May 29...Was on the Triple-A D.L. from June 23-July 7 with lower back tightness...In his Columbus debut he posted 8.0 shutout innings (3 hits) with 0 walks and 8 strikeouts...Was tied for fourth in the organization with 128 strikeouts...Fanned career-high 10 batters in 6.0 IP on May 12 at Binghamton.


2018 PUBLICATION CLUB PROSPECT RANKINGS
Baseball America 17th
MLB.com 12th

Pro Career

◆ 2016 Began year with Lynchburg and went 8-2 with a 1.03 ERA in 11 starts before being promoted to Akron on 6/26... Overall ERA of 2.60 was 2nd-lowest in the Indians organization...Ranked T2nd in the PD System in wins (13)...Named Carolina League Pitcher of the Week from 5/9-15 after allowing one run over 12.2 innings (2GS, 9H, 4BB)...Carolina League Midseason All-Star & named Best Fastball in the organization in both 2017 and 2018 (*Baseball America*).

Personal/Miscellaneous

Full name JULIAN CHRISTOPHER MERRYWEATHER...Single...Attended Serra High School in San Mateo, CA, where he graduated in 2010...Played two years at Skyline College (San Bruno, CA) and two years at Oklahoma Baptist University (Shawnee, OK)...In senior season of 2014 he was named first-team NAIA All-America, First-Team All-Sooner Athletic Conference and named to the 2014 Avista-NAIA Baseball World Series All-Tournament team...On the year was 12-3 w/a 1.07 ERA (12ER/100.2IP) and was 2nd in the NAIA in strikeouts (132) and 3rd in ERA...Grew up a SF Giants and Oakland Athletics fan, enjoyed watching Barry Bonds...Enjoys playing guitar in his spare time.



Andrew Miller

24

Age: 32, born May 21, 1985 in Gainesville, FL

Resides: Tampa, FL

Position: Pitcher

Bats: L

Throws: L

Height: 6-7

Weight: 210

ML Service: 9 + 062

Contract Status: Signed thru 2018

Acquired: July 31, 2016; Acquired by the Cleveland Indians from the New York Yankees in exchange for RHP J.P. Feyereisen, OF Clint Frazier, RHP Ben Heller and LHP Justus Sheffield.

YEAR	CLUB	W-L	ERA	G	GS	CG	SHO	SV	IP	H	R	ER	HR	HB	BB	SO	WP	BK	OPPONENTS		
																			AVG	SLG	OBP
2006	Lakeland	0-0	0.00	3	0	0	0	0	5.0	2	0	0	0	1	1	9	1	0	.118	.176	.211
	Detroit	0-1	6.10	8	0	0	0	0	10.1	8	9	7	0	2	10	6	1	0	.205	.308	.392
2007	Lakeland	1-4	3.48	7	7	2	1	0	41.1	43	21	16	1	3	15	28	1	0	.264	.350	.337
	Erie	2-0	0.59	4	4	0	0	0	30.2	22	3	2	2	4	5	24	2	0	.208	.302	.270
	Toledo	0-0	9.00	2	2	0	0	0	6.0	6	6	6	0	0	5	9	1	0	.250	.250	.379
	Detroit	5-5	5.63	13	13	0	0	0	64.0	73	43	40	8	7	39	56	4	1	.282	.432	.389
2008	GCL Marlins	0-1	18.00	1	1	0	0	0	1.0	2	2	2	0	0	1	0	0	.400	.800	.500	
	Jupiter	1-0	0.71	4	2	0	0	0	12.2	10	1	1	1	0	1	11	2	0	.217	.304	.234
	Carolina	0-0	3.18	1	1	0	0	0	5.2	2	2	2	0	1	4	6	0	0	.118	.118	.318
	Florida	6-10	5.87	29	20	0	0	0	107.1	120	78	70	7	4	56	89	4	0	.289	.424	.373
2009	Florida	3-5	4.84	20	14	0	0	0	80.0	85	52	43	7	2	43	59	10	0	.273	.431	.361
	Jupiter	0-0	2.25	1	1	0	0	0	4.0	3	1	1	0	0	1	5	0	0	.200	.267	.250
	Jacksonville	0-0	1.50	1	1	0	0	0	6.0	5	1	1	0	0	2	5	0	0	.238	.333	.304
	GCL Marlins	0-0	2.57	2	2	0	0	0	7.0	8	2	2	0	0	4	10	2	1	.286	.357	.375
	New Orleans	1-2	7.71	3	3	0	0	0	11.2	9	10	10	0	1	13	16	1	0	.209	.209	.404
2010	Jupiter	1-1	1.72	3	3	0	0	0	15.2	8	8	3	0	1	15	23	2	0	.145	.200	.338
	Jacksonville	1-8	6.01	18	18	0	0	0	85.1	98	63	57	6	5	61	66	10	0	.294	.435	.407
	Florida	1-5	8.54	9	7	0	0	0	32.2	51	34	31	6	1	26	28	5	0	.372	.584	.470
2011	Pawtucket	3-3	2.47	13	12	0	0	0	65.2	42	22	18	2	3	35	61	1	0	.181	.280	.296
	Boston	6-3	5.54	17	12	0	0	0	65.0	77	43	40	8	3	41	50	2	1	.302	.459	.398
2012	Greenville	0-0	0.00	2	1	0	0	0	2.0	2	0	0	0	1	0	3	0	0	.286	.286	.375
	Pawtucket	0-0	5.73	10	0	0	0	1	11.0	4	7	7	1	1	14	23	1	0	.105	.211	.358
	Boston	3-2	3.35	53	0	0	0	0	40.1	28	15	15	3	2	20	51	1	0	.194	.292	.296
2013	Boston	1-2	2.64	37	0	0	0	0	30.2	25	12	9	3	2	17	48	2	0	.217	.296	.328
2014	Boston	3-5	2.34	50	0	0	0	0	42.1	25	13	11	2	4	13	69	2	0	.168	.242	.250
	Baltimore	2-0	1.35	23	0	0	0	1	20.0	8	3	3	1	1	4	34	1	0	.119	.194	.181
2015	New York-AL	3-2	2.04	60	0	0	0	36	61.2	33	16	14	5	5	20	100	2	0	.151	.239	.237
	Scranton/WB	0-0	0.00	1	0	0	0	0	1.0	2	0	0	0	0	1	0	0	.500	.500	.500	
2016	New York-AL	6-1	1.39	44	0	0	0	9	45.1	28	8	7	5	2	7	77	0	0	.174	.304	.216
	CLEVELAND	4-0	1.55	26	0	0	0	3	29.0	14	5	5	3	0	2	46	1	0	.139	.277	.155
2017	CLEVELAND	4-3	1.44	57	0	0	0	2	62.2	31	11	10	3	5	21	95	1	0	.144	.205	.236
	Columbus	0-0	0.00	1	0	0	0	0	1.0	0	0	0	0	0	0	2	0	0	.000	.000	.000
Minor Lge. Totals		10-19	3.68	77	58	2	1	1	312.2	268	149	128	13	21	177	302	24	1	.232	.329	.343
CLEVELAND TOTALS		8-3	1.47	83	0	0	5	91.2	45	16	15	6	5	23	141	2	0	.142	.228	.212	
American League		37-24	3.07	388	25	0	51	471.1	350	178	161	41	33	194	632	17	2	.203	.313	.294	
National League		10-20	5.89	58	41	0	0	220.0	256	164	144	20	7	125	176	19	0	.297	.452	.385	
M.L. TOTALS		47-44	3.97	446	66	0	51	691.1	606	342	305	61	40	319	808	36	2	.234	.359	.325	

ALL-STAR GAME PITCHING RECORD

YEAR	CLUB	W-L	ERA	G	GS	CG	SHO	SV	IP	H	R	ER	HR	HB	BB	SO	WP	BK	
2016	New York-AL (@SD)	0-0	0.00	1	0	0	0	0	0.2	2	0	0	0	0	0	1	1	0	0
2017	Cleveland (@MIA)	0-0	0.00	1	0	0	0	1	1.0	0	0	0	0	0	0	1	1	0	0
TOTALS		0-0	0.00	2	0	0	0	1	1.2	2	0	0	0	0	0	2	2	0	0

POSTSEASON PITCHING RECORD

YEAR	CLUB	W-L	ERA	G	GS	CG	SHO	SV	IP	H	R	ER	HR	HB	BB	SO	WP	BK	
2014	BAL (ALDS vDET)	0-0	0.00	2	0	0	0	0	3.1	0	0	0	0	0	1	3	0	0	
	BAL (ALCS vKC)	0-0	0.00	3	0	0	0	0	4.0	1	0	0	0	0	1	0	5	0	0
2015	NY (ALWC vHOU)	0-0	0.00	1	0	0	0	0	1.0	0	0	0	0	0	0	2	0	0	0
2016	CLE (ALDS vBOS)	1-0	0.00	2	0	0	0	0	4.0	2	0	0	0	0	0	2	7	0	0
	CLE (ALCS vTOR)	0-0	0.00	4	0	0	0	1	7.2	3	0	0	0	0	0	0	14	0	0
	CLE (WS vCHI)	1-0	3.52	4	0	0	0	0	7.2	7	3	3	2	0	3	9	0	0	0
2017	CLE (ALDS vNYY)	0-1	1.80	4	0	0	0	0	5.0	4	1	1	1	1	0	2	8	0	0
TOTALS (121 BF)		2-1	1.10	20	0	0	0	1	32.2	17	4	4	3	1	8	48	0	0	0

WORLD BASEBALL CLASSIC PITCHING RECORD

YEAR	CLUB	W-L	ERA	G	GS	CG	SHO	SV	IP	H	R	ER	HR	HB	BB	SO	WP	BK
2017	United States	0-1	13.50	4	0	0	0	0	2.2	3	4	4	2	1	1	5	0	0

CAREER TRANSACTIONS

- 2003 Selected by the Tampa Bay Devil Rays in the 3rd round of the 2003 amateur draft, but did not sign.
- 2006 Selected by the Detroit Tigers in the 1st round (6th pick) of the 2006 amateur draft. Signed 8/8.
- 2007 Traded by the Detroit Tigers with Dallas Trahern, Burke Badenhop, Frankie De La Cruz, Cameron Maybin and Mike Rabelo to the Florida Marlins for Miguel Cabrera and Dontrelle Willis, 12/4.
- 2008 DL - right knee patella tendinitis, 7/14-8/31...rehab GCL Marlins, 8/4-6...rehab A Jupiter, 8/7-19; 8/21-27...rehab AA Carolina, 8/20; 8/28-31.
- 2009 DL - right oblique strain, 4/21-5/15...rehab A Jupiter, 5/6-10...rehab AA Jacksonville, 5/11-16.
- 2010 Traded by the Florida Marlins to the Boston Red Sox for Dustin Richardson, 11/12. Granted Free Agency, 12/2.
- 2010 Signed as a Free Agent with the Boston Red Sox, 12/16.
- 2012 DL - left hamstring strain, 3/26-5/5...rehab A Greenville, 4/7-10...rehab AAA Pawtucket, 4/11-5/6.
- 2013 DL - left foot injury, 7/7-remainder.
- 2014 Traded by the Boston Red Sox to the Baltimore Orioles for Eduardo Rodriguez, 7/31. Granted Free Agency, 10/30.
- 2014 Signed as a Free Agent with the New York Yankees, 12/5.
- 2015 DL - left flexor forearm muscle strain, 6/10-7/8...rehab AAA Scranton/WB, 7/6-8.
- 2016 Traded by New York-AL to Cleveland for J.P. Feyereisen, Clint Frazier, Ben Heller and Justus Sheffield, 7/31.
- 2017 DL - patella tendonitis, right knee, 8/2-17...rehab AAA Columbus, 8/16.
- 2017 DL - patella tendonitis, right knee, 8/22-9/13.

FIELDING BY POSITION

2017								CAREER							
PCT	G	PO	A	E	TC	DP		PCT	G	PO	A	E	TC	DP	
1.000	57	4	1	0	5	0	Pitcher	.894	446	30	54	10	94	2	

PITCHERS HITTING

2017					CAREER				
AVG	AB	H	HR	RBI	AVG	AB	H	HR	RBI
--	1	--	--	--	.055	73	4	0	3

2017 Season Highlights

- ◆ Enjoyed another dominant season in relief but was limited to just 11 appearances from August 2 through the end of the season due to right knee issues that forced him on to the disabled list twice in August, missing 37 games...Was on the 10-day Disabled List, August 2-17 and again, August 22-Sept. 13...Named an American League All-Star for the second straight year after a first half ERA of 1.42 (7ER, 44.1IP)...His 75 strikeouts over his first 50.0 innings with the club are a franchise record...Owns a career relief ERA of 2.43 (366.1IP, 225H, 99ER, 553SO, 28HR) in 381 games.
- ◆ When healthy he was dominant, recording 49 scoreless outings (57 appearances), 27 holds and limited batters to a .144 average against (31/215)...Right-handed batters hit just .136 (21/154) with 73 strikeouts and an OPS of .424...At the time of his first D.L. stint on August 2 he was 2nd in the A.L. in holds (21), 3rd in relief innings (53.1) and 3rd in strikeouts (77, see box at right for final season rankings).
- ◆ Began the season with an 18.0 inning scoreless streak, April 3-May 14...Was the second-highest consecutive scoreless IP streak among Indians relievers in 2017 (Tyler Olson - 20.0IP)...Did not allow a run until his 16th outing of the season on May 15 vs. Tampa Bay, snapping a string of 26 consecutive scoreless outings (regular season) dating back to last Sept. 5 (30.1 IP)...Allowed just 7 extra base hits on the season.
- ◆ Battled leg soreness much of the first half before going on the D.L. on August 2 after walking and hitting a batter the night before in Boston...Made a scoreless, 1.0 IP appearance at AAA Columbus on Aug. 16 and appeared in 2 games with Cleveland (Aug. 18 & 21) before leaving appearance of August 21 vs. Boston after 2 batters and 7 pitches with a re-injury to his right knee...Rehabbed in Cleveland, throwing several simulation games and bullpens before being activated from the disabled list on Sept. 13...Made 9 appearances the last 18 days of the season, covering 8.0 IP (5H, 0R/ER, 16SO).

**2017 AMERICAN LEAGUE
RELIEF RANKINGS**

Category	Rank	#
Opp. Avg	4th	.144
Strikeouts	8th	95
SO per 9.0IP	4th	13.6
Relief ERA	2nd	1.44
Holds	3rd	27
Runners on	6th	.163
RISP	8th	.127

**RELIEF ERA, 2015-2017
min. 150 relief IP**

Player	ERA
1. Zach Britton	1.59
2. Andrew Miller	1.63
3. Wade Davis	1.65
4. Kenley Jansen	1.81
5. Aroldis Chapman	2.06

- ◆ Pitched for WBC champ Team USA in March...On the year batters hit .114 (13/114, .122 OB%) when behind in the count after hitting .102 (13/127) in 2016 when down in the count...MLB hitters batted .163 (15/92) off him with runners on base... Was 2-for-4 in save situations...Major League hitters are batting .153 (73/477) with a strikeout rate of 42.0% (218/519) since the start of 2016 (MLB rank is 1st)...Indians are 68-15 (.819) in the regular season and .900 (9-1) including the 2016 Postseason when he has appeared in a game since his July 2016 acquisition.
- ◆ From June 17 thru the end of the season he posted an ERA of 1.29 (28.0IP, 12H, 4ER, 45K, 27 games)...ERA was 0.29 (31.1IP, 14H, 2R/1ER, 5BB, 47SO, .131 avg) to begin the season thru 27 games (June 11) before allowing 5 runs (5ER) over 2.2IP over 2 games vs. the LA Dodgers, June 13-14...Has allowed multiple runs in an appearance just two times over his last 131 outings since Sept. 23, 2015... Strikeout rate of 47.7% (53/111) with RISP since the start of 2016... Has allowed an OBP of .213 (110/516) since the start of 2016 and batters are hitting .153 against him over the same span (.467 OPS)...Pitched 9 straight innings without allowing an earned run to end season (0 homers last 15 IP).

Pro Career

◆ **2016** Had a dominant season in relief, joining the club in late July after a trading deadline acquisition from the New York Yankees... Fanned 14.9 batters per 9.0IP (123 of 275 batters faced; 44.7%) on the season and finished 2nd in the Major League in relief strikeouts (see box at right for A.L. rankings)... Fanned at least one batter in a New York Yankees franchise-record 28 consecutive relief appearances from 5/6-7/17 (54K/30.0IP)... Was the longest such streak by a Major League reliever since teammate Cody Allen (29) from 4/29-7/8/15... On the year he posted a strikeout-to-walk ratio of 13.67:1 (123/9)... Combined on the season his ERA was 1.45 (74.1IP, 42H, 12ER) in 70 relief appearances, becoming the first pitcher in 10 years with at least 10 wins and 10 saves in the same season... No pitcher until Miller had ever amassed 10 wins, 10 saves and 20 holds within same season as his 13.67 SO-to-BB ratio was third highest ever (min. 70IP) behind Eckersley (18.3, 1990) & Kershaw (15.6, 2016)... Selected to his first career American League All-Star team in July (players vote), going 5-1 with 7 saves and a 1.38 ERA in 38 first half outings for the Yankees (39.1IP, 22H, 6ER, 6BB, 69SO)... Made his All-Star Game debut in 4-2 A.L. win in SD (0.2IP, 2H, 0R)... Finished April with a 1-0 record, five saves and a 0.00 ERA (9.0IP, 3H, 0R, 0BB, 15K) in nine relief appearances, just the seventh Major League pitcher since 1913 (and first Yankee) to complete a calendar month w/at least 15K & 0BB or runs... Since 1913, had the 6th-most strikeouts among Yankee pitchers without issuing a walk in a calendar month... One of 7 Major League pitchers since 1913 to record at least 1.0 scoreless inning and 0BB in each of his first 10 appearances... Mariano Rivera (14G in 2008; 10G in 1998) is the only other Yankee to accomplish the feat... Retired 21 consecutive batters faced between a Tyler White single on 4/7 vs. Houston and a Corey Dickerson single on 4/23 vs. Tampa Bay (14K over the span)... Struck out eight straight batters from his final out recorded on 4/12 at Toronto through his first out on 4/18 vs. Oakland (2nd-most by NYY P since 1961)... Since 2000, only Evan Scribner has recorded a higher strikeout/walk ratio in a season (64K/4BB/2015)... Made his Indians debut on 8/1 vs. Minnesota (HR to Joe Mauer)... Allowed runs in just 4 of 26 relief outings with Cleveland and combined on the year allowed runs in just 12 of 70 outings and allowed multiple runs in just 1 of them (Sept. 4 vs. Miami)... Recorded first Cleveland save on 8/6 in Yankee Stadium, the first pitcher since 1976 (Tippy Martinez) to earn a save against the NY Yankees after having already saved a game for the Bombers that same season... 9/8- on he didn't a run in his last 11 games (12.1IP, 3H, 1BB, 20K, .075 avg)... During spring was hit w/a batted ball on 3/30 at Atlanta... X-rays were negative and a CT scan revealed a chip fracture in his right wrist (active on Opening Day)... Was outstanding in the Postseason, going 2-0 w/a save & a 1.40 ERA in 10 relief outings (19.1IP, 12H, 3R/ER, 5BB, 30SO, .179 avg against)... Earned first career Postseason win in ALDS Game 1 vs. Boston; 1st save in Game 3 of ALCS at Toronto)... 14 strikeouts were an ALCS record for relievers as his 30 strikeouts in '16 PS were most ever by a reliever in MLB history (Francisco Rodriguez fanned 28 in 2002)... *ELIAS*: Miller was the first pitcher to produce five-or-more strikeouts in an outing of two innings-or-less twice in his Postseason career, let alone in the same Postseason, same series, consecutive games, or back-to-back days (did so in Game 1-2 ALCS vs. TOR)... Prev. highest strikeout total by any Indians reliever in a single Postseason was Mike Jackson (16 K's in 1997)... His first 20 strikeouts were most ever in a single Postseason thru pitchers' first 9.0IP (Bob Gibson, 2 others had 17)... 15.0 scoreless IP to begin Postseason were most by a relief pitcher in a single Postseason (Goose Gossage: 14.1 IP, 1981)... First pitcher in baseball history with seven relief appearances with at least three K in a single Postseason... Named ALCS MVP.

2016 AMERICAN LEAGUE RELIEF RANKINGS		
Category	Rank	#
Opp. Avg	1st	.160
Strikeouts	2nd	123
SO per 9.0IP	2nd	14.9
Relief ERA	2nd	1.45
Games	T9th	70
Holds	T4th	26
Saves	T17th	12
Relief wins	T1st	10
Relief IP	T6th	74.1
Runners on	2nd	.135
RISP	T9th	.136

- ◆ **2015** Went 3-2 with 36 saves (in 38 chances), a 2.04 ERA (61.2IP, 14ER) and 100K in 60 relief appearances in his first season as Yankees closer...Opponents batted .151 (33/218, 5HR); LH .233 (10/43, 1HR), RH .131 (23-for-175, 4HR)...retired 46-of-60 first batters faced (76.7%)...Had an AL-best 14.59 K/9.0IP ratio (61.2IP, 100K), the second-best mark among Major League relievers in 2015...Ranked third among Major League relievers with 100K...Following the season, was named the 2015 Mariano Rivera American League Reliever of the Year, presented annually to the league's top relief pitcher as voted on by eight of Baseball's all-time great relievers (Mariano Rivera, Dennis Eckersley, Rollie Fingers, John Franco, Trevor Hoffman, Bruce Sutter, Lee Smith and Billy Wagner)...Reached the 100K plateau for the second straight season (103K in 2014 w/ Boston-69K and Baltimore-34K)... With Dellin Betances (131K), became the sixth bullpen duo all time (first since the 2004 Angels: Francisco Rodriguez-123K/Scot Shields-109K)—and first Yankees duo—with 100K each...According to *Elias*, he and Betances became the first duo to finish with a league's top-two reliever strikeout totals since the 2009 A's (Michael Wuertz-102K/Andrew Bailey-91K)...Tied the Dodgers' Kenley Jansen for third in the Majors—and tops in the AL—with a 94.7% save conversion rate (36 saves in 38 chances), trailing only the Pirates' Mark Melancon (96.2%) and the Brewers' Francisco Rodriguez (95.0%)...First Yankees left-hander to record at least 25 saves in a season since Dave Righetti reached the figure in seven consecutive seasons from 1984-90...Did not allow a run in his first 17G this season (17.2IP) from 4/8-5/16... According to *Elias*, was the longest such streak for any pitcher to begin his Yankees career, and the second-longest streak for a Yankees pitcher to begin a season (Lee Guetterman-19G in 1989)...His 31K were the most strikeouts by a pitcher prior to allowing his first run of the season in Yankees history (credit: *Elias*)...Became the third pitcher in Baseball history to allow three-or-fewer hits while pitching at least 15.0 innings over his first 15 games of a season (4/8-5/8, 15.2IP, 3H, 26K)...Is one of eight pitchers in Major League history (and the only Yankee) to record at least 13 saves in his team's first 30 games of a season...Became the first pitcher in franchise history to convert each of his first 24 save chances with the club (4/8-8/6)—credit: *Elias*...Since the inception of saves in 1969, was the third-longest save streak to begin a career with a new team and second-longest such streak by an A.L. pitcher (Brad Lidge - first 44 save chances with Philadelphia from 2008-09 and Willie Hernandez - first 32 save chances with Detroit in 1984)...Was placed on the 15-day D.L. from 6/11 (retro. to 6/10)-7/8 with a left flexor forearm muscle strain (missed 25 games)...Struck out eight consecutive batters faced spanning three games from 9/12 (Game 1) vs. Toronto through 9/16 at Tampa Bay, marking the longest such streak by a Yankee since David Robertson had eight straight strikeouts in 2012 (credit: *Elias*)...Tossed a perfect ninth (1.0IP, 3K) in both 9/14 and 9/16 wins at Tampa Bay, earning the save in both games...According to *Elias*, became the 10th pitcher in Baseball history—and the first Yankee—to earn the save while tossing at least 1.0 inning and striking out every batter faced in consecutive games.
- ◆ **2014** Combined with Boston and Baltimore to go 5-5 with one save and a 2.02 ERA (62.1IP, 14ER, 17BB, 103K) in 73 relief appearances...Led the A.L. and finished second in the Majors with a career-high 14.87 K/9.0IP (Chapman-17.67)... Finished third among A.L. relievers in opponents' batting average (.153), fourth in strikeouts and tied for fifth in appearances...Acquired by Baltimore on 7/31 in exchange for LHP Eduardo Rodriguez...Earned his first Major League save on 9/7 at Tampa Bay (1.0IP, 1HP)...In five scoreless playoff appearances in the ALDS vs. Detroit and ALCS vs. Kansas City, allowed only 3-of-24 batters to reach safely (7.1IP, 1H, 1BB, 1HP, 8K, .045 opp BA).
- ◆ **2013** Appeared in only 37 games with Boston due to a season-ending left foot injury suffered in July...Averaged 14.10 K/9.0IP, the second-highest mark among pitchers with at least 30.0IP (Chapman-15.83)...Suffered a left foot injury while attempting to back up home plate on 7/6 at Los Angeles-AL...Placed on the 15-day disabled list on 7/7 and underwent Lis-Francis ligament repair surgery on 7/15 (performed by Dr. George Theodore in Boston).
- ◆ **2012** Made 53 relief appearances for the Red Sox, going 3-2 with a 3.35 ERA (40.1IP, 15ER, 20BB, 51K)...Was named Red Sox "Fireman of the Year" by the Boston BBWAA in his first full season as a reliever...Stranded 39-of-46 inherited runners (84.8%), the fifth-best rate in the American League...Allowed only 1XBH to a LHB all season (Nick Johnson HR on 5/23 at BAL)...Averaged 11.38 K/9.0IP, the third-best mark by a Boston left-handed reliever since at least 1914 (Ken Brett-12.04 in 1970 and Alan Embree-11.76 in 2002)...Among qualifying A.L. lefty relievers, finished fourth in opponents' BA (.149) and third in opponent slugging percentage (.292)...Since at least 1921, the only Red Sox LHPs with a better opponents' BA were Mickey McDermott in 1950 (.183) and Ken Brett in 1970 (.187)...Also marked the third-best opponents' slugging pct. by a Red Sox LHP in that time, trailing only Bill Landis in 1968 (.260) and Chet Nichols in 1961 (.286)...Began the season on the 15-day disabled list with a left hamstring strain.

MILLER'S CAREER GAME HIGHS

K's (relief): 4, 12 times, last June 28, 2017 vs. TEX; BB's (relief): 3, four times, last August 28, 2010 @ATL (with FLA); **LONGEST RELIEF OUTING:** 4.0IP, August 28, 2010 @ATL (with FLA); **WINNING STREAK:** 8 games, two times, last July 22, 2016 - May 23, 2017; **LOSING STREAK:** 5 games, Oct. 9, 2008-Sept. 29, 2010; **HR (relief):** 2, September 22, 2015 @TOR (with NYY); **LAST WIN:** July 29, 2017 @CWS; **LAST SAVE:** July 1, 2017 @DET (Game 2); **CONSECUTIVE SAVE CONVERSIONS:** 25, September 7, 2014-August 6, 2015; **CONSECUTIVE SCORELESS APPS:** 26 games/29.2IP, September 8, 2016 - May 14, 2017.

- ◆ **2011** Was selected to the Major League roster on 6/19 and spent the remainder of the season with the Red Sox, going 6-3 with a 5.54 ERA (65.0IP, 40ER) in 17 appearances (12 starts)...Made his Red Sox debut on 6/20 vs. San Diego, earning a no-decision in a 14-5 Boston win (5.2IP, 3ER, 3BB, 6K)...Became only the fifth LHP since 1919 to strike out six-or-more batters in his Red Sox debut, and the first since Kevin Morton on 7/5/91 vs. Detroit (CG, 9K)...Began the season with Triple-A Pawtucket, going 3-3 with a 2.47 ERA (65.2IP, 18ER) in 13G/12GS.
- ◆ **2010** Spent most of his season with Double-A Jacksonville, going 1-8 with a 6.01 ERA (85.1IP, 57ER) in 18 starts...Began the season on the minor league disabled list with a right ankle sprain...Recalled by Florida on 8/19 and finished the season with the Marlins, going 1-5 with an 8.54 ERA (32.2IP, 31ER) in nine appearances (seven starts)...Was traded to the Boston Red Sox in exchange for LHP Dustin Richardson on 11/12/10.
- ◆ **2009** Went 3-5 with a 4.84 ERA (80.0IP, 43ER) in 20 appearances (14 starts) over two stints with the Marlins...Made four appearances (two starts) with Florida before being placed on the 15-day disabled list from 4/21-5/15 with a right oblique strain...Optioned to Triple-A New Orleans on 7/20 and made three starts with the club...Placed on the minor league disabled list with an ankle injury from 7/30-9/1...made two rehab starts for the GCL Marlins...Recalled by the Marlins on 9/6.
- ◆ **2008** In his first season with the Marlins, went 6-10 with a 5.87 ERA (107.1IP, 70ER) in 29 appearances (20 starts)...Ranked third on the club in strikeouts (89) and fourth in innings pitched...Made his first 20 appearances as a starter, going 5-9 with a 5.63 ERA (100.2IP, 63ER)...Placed on the 15-day disabled list from 7/14-8/31 with patella tendinitis in his right knee...
- ◆ **2007** Pitched for four teams in the Tigers organization (at the Major League level and with three minor league teams)...Made 13 starts over two stints with Detroit, going 5-5 with a 5.63 ERA (64.0IP, 40ER)...Also combined to go 3-4 with a 2.77 ERA (78.0IP, 24ER) in 13 minor league starts...Began the season by making three starts for Single-A Lakeland...Was promoted to Double-A Erie on 5/9...Was recalled by Detroit on 5/18 and made his first Major League start that night at St. Louis...Pitched 6.0 scoreless innings and earned the win, becoming the first Tigers pitcher to earn his first Major League victory in his first start since LHP Andy Van Hekken did so on 9/2/02 vs. Cleveland...Recalled by the Tigers on 6/10...Placed on the 15-day D.L. from 8/4-23 with a left hamstring strain...Was traded to the Florida Marlins along with RHP Dallas Trahern, RHP Burke Badenhop, RHP Frankie De La Cruz, OF Cameron Maybin and C Mike Rabelo in exchange for INF Miguel Cabrera and LHP Dontrelle Willis on 12/5/07.
- ◆ **2006** Made only three minor league appearances prior to making his Major League debut for the Tigers on 8/30 at Yankee Stadium...Went 0-1 with a 6.10 ERA (10.1IP, 7ER) in eight relief appearances for the Tigers...Traveled with the Tigers in the Postseason, but was not active.

MILLER'S FAVORITES

- Favorite Movie: Days of Thunder
- Favorite Group/Artist: Tom Petty
- Favorite Athlete Growing Up: Steve Avery
- Favorite Team Growing Up: FLA Gators
- Person Who Has Most Influenced You: Mom & Dad (Kim and David)
- Favorite Road City: Seattle
- Favorite Road Stadium: Fenway Park
- Favorite TV Show: Sopranos

Personal/Miscellaneous

Full name **ANDREW MARK MILLER**...Married, Katie...The couple has two kids, Max and Hazel...Was named Florida's "Gatorade Player of the Year" as a senior at Buchholz High School in Gainesville in 2003, also earning preseason and Postseason All-America honors that year...Played three seasons at University of North Carolina, going 27-9 with a 2.77 ERA (309.0IP, 95ER)...Set the school's career strikeout record (325) and single-season strikeout record (133K in 2006)...As a junior in 2006, was named the **Baseball America** "National Player of the Year" and won the "Roger Clemens Award" as college baseball's top pitcher, going 13-2 with a 2.48 ERA (123.1IP, 34ER) in 20 games (18 starts)...Was also the ACC's "Pitcher of the Year" and an All-America first-team selection in 2006...Received a 2016 Thurman Munson award for success on the field and in the philanthropic community...With several Yankees teammates, participated in a program with the MLBPA Players Trust to promote baseball to children on 5/8/15...As part of the event, coached children from the NYC Autism Charter School in a game at Harlem RBI's Field of Dreams...2017-18 Tribe Fest participant...He and Katie are very involved with the Cleveland Food Bank and in 2017 led team efforts with the "Step Up To The Plate" food and fund raising campaign --- a fun challenge w/A.L. Central rival Kansas City, which raised nearly \$90,000 for the Foodbanks in each club's city.



Shawn Morimando

74

Age: 25, born November 20, 1992 in Canandaigua, NY

Resides: Virginia Beach, VA

Position: Pitcher

Bats: L

Throws: L

Height: 6-0

Weight: 200

ML Service: 0 + 033

Contract Status (options remaining): Signed thru 2018 (1)

Acquired: Selected by Cleveland in the 19th round (578th overall) in the 2011 First-Year Player Draft.

YEAR	CLUB	W-L	ERA	G	GS	CG	SHO	SV	IP	H	R	ER	HR	HB	BB	SO	WP	BK	OPPONENTS		
																			AVG	SLG	OBP
2011	AZL Indians	0-0	3.00	3	0	0	0	0	6.0	5	3	2	0	0	2	8	0	0	.227	.318	.269
2012	Lake County	7-6	3.59	22	22	1	0	0	110.1	96	51	44	11	5	52	69	15	5	.239	.384	.329
2013	Carolina	8-13	3.73	27	27	1	0	0	135.0	115	68	56	8	3	76	102	6	3	.231	.361	.333
2014	Carolina	8-3	2.99	18	18	0	0	0	96.1	72	42	32	7	3	35	70	4	2	.203	.316	.279
	Akron	2-6	3.83	10	10	0	0	0	56.1	63	31	24	2	0	17	38	4	0	.281	.384	.325
2015	Akron	10-12	3.18	28	#28	0	0	0	158.2	139	62	56	9	1	65	128	7	0	.240	.355	.315
2016	Akron	10-3	3.09	16	16	0	0	0	93.1	77	34	32	5	3	36	73	3	0	.225	.325	.304
	CLEVELAND	0-0	11.57	2	0	0	0	0	4.2	9	6	6	2	0	5	5	0	0	.409	.773	.519
	Columbus	5-2	3.51	11	11	0	0	0	59.0	64	26	23	5	2	21	46	1	0	.281	.404	.344
2017	Columbus	10-9	4.41	26	#26	*4	*3	0	#159.1	177	91	78	22	4	57	128	2	0	.281	.463	.342
Minor Lge. Totals		60-54	3.57	161	158	6	3	0	874.1	808	408	347	69	21	361	662	42	10	.247	.378	.322
CLEVELAND TOTALS		0-0	11.57	2	0	0	0	0	4.2	9	6	6	2	0	5	5	0	0	.409	.773	.519
American League		0-0	11.57	2	0	0	0	0	4.2	9	6	6	2	0	5	5	0	0	.409	.773	.519
National League		--	--	--	--	--	--	--	--	--	--	--	--	--	--	--	--	--	--	--	--
M.L. TOTALS		0-0	11.57	2	0	0	0	0	4.2	9	6	6	2	0	5	5	0	0	.409	.773	.519

CAREER TRANSACTIONS

2011 Selected by the Cleveland Indians in the 19th round of the June draft. Signed 8/12.

FIELDING BY POSITION

PCT	G	PO	2017				DP	PCT	G	PO	CAREER			
			A	E	TC	DP					A	E	TC	DP
1.000	2	1	0	0	1	0	Pitcher	1.000	2	1	0	0	1	0

PITCHERS HITTING

AVG	AB	2017			RBI	AVG	AB	CAREER		
		H	HR	RBI				H	HR	RBI

2017 Season Highlights

- ◆ Spent virtually the entire Minor League season with AAA Columbus, posting a mark of 10-9 with a 4.41 ERA in 26 starts (159.1IP, 177H, 78ER, 57BB, 128SO)...At the time of his September 1 recall to Cleveland he led International League in innings (159.1), starts (tied with 26), complete games (4) and shutouts (3), ranked seventh in strikeouts (128) and tied for seventh in wins (10)...Among organizational pitchers, he ranked third in innings and fourth in strikeouts as of September 1, 2017...Spent month of September with the Indians and did not appear in a game... Named an **MilB.com** Organization All-Star (LHP).
- ◆ He went 4-0 with a 1.43 ERA in 5 June starts with 2 CG shutouts (37.2IP, 29H, 6ER) on June 15 vs. Durham (9.0IP, 5H, 0BB, 3BB, 2SO) and June 27 at Charlotte (9.0IP, 5H, 0R, 0BB, 12SO)...Tossed his third CG, SHO in his next start of July 2 at Toledo (9.0IP, 7H, 0R, 1BB, 6SO) to give him a scoreless IP of 18.0IP...Went 9-5 with a 3.29 ERA in 17 first half starts (109.1IP, 113H, 40ER) and 1-4 with a 6.84 ERA in 9 second half starts (50.0IP, 64H, 38ER).

2018 PUBLICATION CLUB
PROSPECT RANKINGS
MilB.com 16th

Pro Career

- ◆ **2016** Had an outstanding season between AA Akron and AAA Columbus and made his first two appearances at the Major League level in July and August...Was with the Major League club on 7/2 and 8/5...Made his Major League debut on 7/2 at Toronto, the day after the club's 19-inning marathon that necessitated several roster moves (3.2IP, 6H, 2R/ER, 1BB, 4SO)...Also appeared in relief on 8/5 at New York-AL (1.0IP, 3H, 4R/ER, 4BB, 1SO)...Combined on the year he went 15-5 with a 3.25 ERA in 27 starts (152.1IP, 141H, 55ER, 57BB, 119SO, .247 avg against, 10 homers allowed)... Started the year with Akron, was promoted to Cleveland on 7/2, and spent the remainder of the season in AAA Columbus following 7/3 option and 8/5 promotion... Led all Indians Minor League pitchers with 15 wins, was tied for third in innings (152.1) and tied for sixth in strikeouts (119)...Was named an Organizational All-Star by **MILB.com** and was a Double-A Eastern League Midseason All-Star selection...Rated by **Baseball America** as having the best slider in the Indians organization.
- ◆ **2015** Netted career-bests in virtually every category, posting the 4th-lowest ERA and 5th-most strikeouts in the Indians organization... Among Eastern League pitchers he finished tied for 1st in starts (28), tied for 5th in strikeouts (128), 7th in innings (158.2) and 9th in ERA (3.18)... Over his last 11 starts on the year he went 5-3 with a 2.74 ERA after 7/14 (65.2IP, 61H, 20ER, 58SO)...Very tough on left-handed hitters, limiting lefties to a .163 (23/141, 1HR, .441 OPS) average against.
- ◆ **2014** Combined to go 10-9 with a 3.30 ERA (56 ER/152.2 IP) between A-Advanced Carolina and AA Akron.
- ◆ **2013** Started 27 games for the Carolina Mudcats and finished the campaign with the 7th-best ERA (3.73) in the Indians Player Development System...Strung together 18.0 consecutive scoreless innings across 3 starts from 5/24-6/3 and was named Carolina League Pitcher of the Week...Opposing Minor League batters hit just .231 against him, second-lowest average against in the CL.

2017 PUBLICATION CLUB PROSPECT RANKINGS	
Baseball America	19th
MLB.com	17th

Personal/Miscellaneous

Full name **SHAWN PETER MORIMANDO**...Single...2011 graduate of Ocean Lakes High School in Virginia Beach, VA...As a senior at Ocean Lakes, Morimando set single-season school records for strikeouts in a season (115) and games (15)...Also holds school records for home runs (6) and RBIs (31) in a season...Signed to play baseball at East Carolina prior to signing with Cleveland...Favorite player growing up was Derek Jeter...Enjoys golfing and going to the beach.

MORIMANDO'S CAREER GAME HIGHS

K's: 4, July 2, 2016 at Toronto; **BB**: 4, August 5, 2016 at New York-AL; **LONGEST OUTING**: 3.2 innings, July 2, 2016 at Toronto; **HR**: 1, 2x, last Aug. 5, 2016 at NYY; **WINNING STREAK**: n/a; **LOSING STREAK**: n/a; **SAVE STREAK**: n/a; **LAST WIN**: n/a.

BIRTHDAYS FOR 2018 INDIANS

JANUARY

7..... Edwin Encarnacion (1983)
11..... Danny Salazar (1990)
17..... Jeff Beliveau (1987)
17..... Trevor Bauer (1991)
21..... Preston Claiborne (1988)
28..... Brandon Guyer (1986)

FEBRUARY

19..... Dan Otero (1985)
21..... Ryan Merritt (1992)

MARCH

15..... Richie Shaffer (1991)
15..... Greg Allen (1993)
21..... Carlos Carrasco (1987)
26..... Rob Refsnyder (1991)

APRIL

3..... Jason Kipnis (1987)
8..... Yonder Alonso (1987)
10..... Corey Kluber (1986)
18..... Evan Marshall (1990)
22..... Terry Francona (1959)
24..... Tyler Naquin (1991)
24..... Willi Castro (1997)

MAY

15..... Brandon Barnes (1986)
15..... Michael Brantley (1987)
21..... Andrew Miller (1985)
25..... Neil Ramirez (1989)
29..... Bobby Bradley (1996)

JUNE

18..... Sandy Alomar (1966)
27..... Abraham Almonte (1989)

JULY

6..... Nick Goody (1991)
19..... Yan Gomes (1987)

AUGUST

8..... Yandy Diaz (1991)
18..... Yu Chang (1995)
21..... Melvin Upton, Jr. (1984)
31..... Erik González (1991)

SEPTEMBER

11..... Shawn Armstrong (1990)
14..... Cody Anderson (1990)
16..... Michael Martínez (1982)
17..... José Ramírez (1992)
25..... Eric Stamets (1991)

OCTOBER

2..... Tyler Olson (1989)
3..... Adam Plutko (1991)
4..... Lonnie Chisenhall (1988)
5..... Alexi Ogando (1983)
11..... Giovanny Urshela (1991)
14..... Julian Merryweather (1991)
19..... Josh Tomlin (1984)
27..... Francisco Mejía (1995)

NOVEMBER

3..... Bob Feller (1918)
14..... Francisco Lindor (1993)
20..... Cody Allen (1988)
20..... Shawn Morimando (1992)
27..... Bradley Zimmer (1992)

DECEMBER

8..... Zach McAllister (1987)
9..... Adam Wiik (1987)
18..... Eric Haase (1992)
21..... Mike Clevinger (1990)
23..... Roberto Pérez (1988)



Jack Murphy

84

Age: 29, born April 6, 1988 in Lakeland, FL

Resides: Lakeland, FL

Position: Catcher

Bats: S

Throws: R

Height: 6-4

Weight: 235

ML Service: 0 + 000

Contract Status: Signed thru 2018

Acquired: January 22, 2018; Signed by Cleveland to a free agent Minor League contract.

YEAR	CLUB	AVG	G	AB	R	H	2B	3B	HR	RBI	SH	SF	HB	BB	SO	SB	CS	SLG	OBP	OPS	E
2009	Auburn	.279	19	61	7	17	3	0	2	8	0	0	0	11	8	0	0	.426	.389	.815	1
	GCL Blue Jays	.261	28	88	12	23	8	0	1	14	0	0	0	11	17	1	1	.386	.343	.730	0
2010	Lansing	.000	2	2	0	0	0	0	0	1	0	1	0	1	0	0	0	.000	.250	.250	0
	Auburn	.224	35	116	8	26	9	0	3	12	0	0	1	8	29	0	0	.379	.280	.659	1
2011	Lansing	.222	50	162	14	36	11	0	3	24	0	1	1	21	43	0	2	.346	.314	.659	5
	New Hampshire	.167	3	6	0	1	0	0	0	0	0	0	2	2	0	0	0	.167	.375	.542	0
2012	Dunedin	.223	86	278	31	62	13	1	10	51	2	5	3	35	67	0	0	.385	.312	.696	4
	New Hampshire	.333	8	24	5	8	1	0	2	4	0	1	0	3	7	0	0	.625	.393	1.018	0
2013	New Hampshire	.218	56	197	19	43	11	1	3	22	2	1	0	14	37	0	0	.330	.269	.599	5
	Buffalo	.250	3	8	2	2	1	0	0	1	0	0	0	2	0	0	0	.375	.250	.625	0
2014	Buffalo	.206	11	34	3	7	3	0	0	2	0	0	0	5	7	0	0	.294	.308	.602	1
	New Hampshire	.225	42	129	19	29	4	0	6	15	1	0	1	15	30	0	0	.395	.310	.706	1
2015	New Hampshire	.220	85	286	34	63	14	2	3	31	1	3	1	37	58	0	1	.315	.309	.624	6
2016	Oklahoma City	.250	73	208	23	52	7	0	3	24	4	2	0	36	55	0	0	.327	.358	.685	3
2017	Oklahoma City	.137	48	139	6	19	7	0	0	13	1	2	1	17	38	0	1	.187	.233	.420	0
	Tulsa	.167	9	24	0	4	0	0	0	0	0	0	0	3	6	0	0	.167	.259	.426	0
Minor Lge. Totals		.222	558	1762	183	392	92	4	36	222	11	16	8	219	406	1	5	.341	.309	.649	27

CAREER TRANSACTIONS

- 2009 Selected by the Toronto Blue Jays in the 31st round (940th overall) of the June Amateur Draft.
- 2015 Acquired by Los Angeles Dodgers from Toronto for INF Darwin Barney, 9/13.
- 2016 Signed by LA Dodgers as a free agent, 9/27.
- 2017 Granted free agency, 11/6.
- 2018 Signed by the Cleveland Indians as a free agent, 1/22.

2017 Season Highlights


- ◆ Spent second season in the Dodgers organization, mostly at Triple-A Oklahoma City...Was with AA Tulsa, July 1-12... Appeared in 43 games at catcher and one game at first base for Oklahoma City.

Career Highlights

- ◆ Spent the last two seasons (2016-17) in the LA Dodgers organization after seven years in the Toronto Blue Jays system, 2009-15...Was a non-roster invitee with the Dodgers in both seasons....Has also appeared in 3 games at first base and has made two relief appearances (1 ER/2.0 IP) in his career...Selected as a 2015 Midseason Double-A Eastern League All-Star with New Hampshire...Acquired by the Dodgers from Toronto on **Sept. 13, 2015** in exchange for INF Darwin Barney...Selected by Toronto in the 31st round of the 2009 First-Year Player Draft out of Princeton University.

Personal/Miscellaneous

Full name JOHN JOSEPH MURPHY (Jack)...Single... Twitter: @JackMurphy219... Attended Bartow High School in Bartow, Florida...Played college ball at Princeton University for three seasons and holds the top career fielding percentage (.989) of any Princeton Tiger...Named first-team All-Ivy selection in 2008 and 2009 with the Tigers...Originally selected by Toronto in the 31st round of the 2009 First-Year Player Draft...Played five seasons of off-season baseball in the Australian Baseball League; led the Canberra Cavalry to the 2013 ABL Championship and Asia Series title, becoming the first team from Australia to win the Asia Series...Avid Boston Red Sox fan growing up (dad is from CT)...Favorite players were Ken Caminiti and Jason Varitek.



Tyler Naquin

30

Age: 26, born April 24, 1991 in Spring, TX

Resides: Iola, TX

Position: Outfielder

Bats: L

Throws: R

Height: 6-2

Weight: 195

ML Service: 1 + 033

Contract Status (Options): Signed thru 2018 (1)

Acquired: Selected by Cleveland in the 1st round (15th overall pick) of the 2012 First-Year Player Draft.

YEAR	CLUB	AVG	G	AB	R	H	2B	3B	HR	RBI	SH	SF	HB	BB	SO	SB	CS	SLG	OBP	OPS	E
2012	Mahoning Valley	.270	36	137	22	37	11	2	0	13	0	0	7	17	26	4	3	.380	.379	.758	2
2013	Carolina	.277	108	448	69	124	27	6	9	42	2	1	6	41	112	14	7	.424	.345	.769	4
	Akron	.225	18	80	9	18	3	0	1	6	0	0	5	22	1	3	.300	.271	.571	0	
2014	Akron	.313	76	304	54	95	12	5	4	30	1	5	2	29	71	14	3	.424	.371	.795	1
2015	Akron	.348	34	141	16	49	12	1	1	10	0	1	3	15	24	7	1	.468	.419	.887	1
	Columbus	.263	50	186	34	49	13	0	6	17	3	2	2	25	49	6	2	.430	.353	.784	1
2016	CLEVELAND	.296	116	321	52	95	18	5	14	43	2	2	4	36	112	6	3	.514	.372	.886	2
	Columbus	.286	17	70	6	20	3	1	1	8	0	1	0	8	15	1	2	.400	.354	.754	0
2017	CLEVELAND	.216	19	37	4	8	2	0	0	1	0	1	0	2	9	0	1	.270	.250	.520	0
	Columbus	.298	80	295	42	88	14	4	10	51	1	4	0	30	71	5	2	.475	.359	.833	0
Minor Lge. Totals		.289	419	1661	252	480	95	19	32	177	7	14	20	170	390	52	23	.427	.359	.786	9
CLEVELAND TOTALS		.288	135	358	56	103	20	5	14	44	2	3	4	38	121	6	4	.489	.360	.849	2
American League		.288	135	358	56	103	20	5	14	44	2	3	4	38	121	6	4	.489	.360	.849	2
National League		--	--	--	--	--	--	--	--	--	--	--	--	--	--	--	--	--	--	--	--
M.L. TOTALS		.288	135	358	56	103	20	5	14	44	2	3	4	38	121	6	4	.489	.360	.849	2

CAREER TRANSACTIONS

2009 Selected by the Baltimore Orioles in the 33rd round of the June draft. Did not sign.

2012 Selected by the Cleveland Indians in the 1st round (15th overall) of the June draft. Signed on 6/15.

POSTSEASON RECORD

YEAR	CLUB	AVG	G	AB	R	H	2B	3B	HR	RBI	SH	SF	HBP	BB	SO	SB	CS	E
2016	CLE (ALDSvBOS)	.250	2	4	0	1	0	0	0	2	0	0	0	0	3	0	0	0
	CLE (ALCSvTOR)	.167	4	12	0	2	2	0	0	0	0	0	0	0	6	0	0	0
	CLE (WSvCHI)	.143	5	7	0	1	0	0	0	0	1	0	0	1	5	0	0	0
TOTALS		.174	11	23	0	4	2	0	0	2	1	0	0	1	14	0	0	0

FIELDING BY POSITION

PCT	G	PO	2017				DP	PCT	G	PO	CAREER				DP
			A	E	TC	A					E	TC			
1.000	17	15	-	-	15	0	Outfield	.990	126	198	6	2	206	0	

2017 Season Highlights

- ◆ Spent most of the season in AAA Columbus, spending three stints with Cleveland around a six-week stint on the Minor League disabled list, May 3-June 12, with lower back soreness...Was with Cleveland - Opening Day-April 12, July 14-16 and Sept. 5 thru the end of the season...Opened the season on the big league roster after Lonnie Chisenhall's late spring injury, hitting .235 (4/17) over 6 April games before being optioned to Columbus upon Lonnie's activation... Opened the second half with the club after Chisenhall's calf injury but was optioned due to a relief shortage...Appeared in 10 games in September/October (3/12, .250, 3 GS, 1 2B, 1 RBI, 1 R).

- ◆ Around his time in Cleveland he batted .298 (88/295) in Triple-A Columbus with 14 doubles, 4 triples, 10 home runs and 51 RBI in 80 games (.359/.475/.833)...Tyler batted .323 (64/198) against RHP, .306 (45/147) with men on base, .313 (25/80) with RISP and .364 (12/33) with RISP-2outs for the Clippers, appearing in 49 games in center field and 23 games in right field...At MLB level, appeared in 11 games in center field (7 starts) and 8 games in right field (2 starts).

2016 AMERICAN LEAGUE

ROOKIE OF THE YEAR VOTING

Player (Team)	1st	2nd	3rd	PTS
1. Michael Fulmer (DET)	26	4		142
2. Gary Sanchez (NYY)	4	23	2	91
3. Tyler Naquin (CLE)	2	14	20	
4. Chris Devenski (HOU)	1	4	7	

Pro Career

- ◆ **2016** Finished 3rd in BBWAA A.L. Rookie of Year voting... Also named to the **Topps** and **Baseball America** Major League rookie All-Star teams after the season... Made the club out of spring as Brantley opened on the disabled list and Almonte was suspended for the first 80 games... Was with the club from 4/3-5/6, 5/13-17 and 6/1-on... Made his Major League debut on 4/5 vs. Boston and collected his first career hit the next night vs. Boston off Clay Buchholz... Hit his first career home run on 6/3 vs. Kansas City off Edinson Volquez... Homered in 3 straight games, 6/3-5 (first three career HR)... Hit 2 home runs (first career 2HR game) with 6 RBI on 7/20 at KC to equal the club rookie single-game record for RBI... Also collected 10 total bases in the game to equal the rookie club record (tied for club 2016 single-game high)... Became the first Tribe rookie to have a multi-homer game that included at least six RBIs since 1986 (Cory Snyder), while no rookie had hit a homer a six-RBI game since 1990 (Turner Ward)... Finished tied for 10th in the A.L. in triples... Was American League Rookie of the Month in both June and July... Provided the signature moment of 2016, hitting a walk-off inside-the-park home run on 8/19 vs. Toronto off Roberto Osuna... Became the 2nd player in Indians history to hit a walk-off inside-the-park homer, joining Braggo Roth on August 13, 1916 vs. the St. Louis Browns at Dunn Field (League Park) as the Indians became the first team in MLB history to have a game-tying HR (José Ramírez) and a walk-off inside-the-park HR in same inning (*Elias*)... There has been 6 such home runs of that variety in the last 25 Major League seasons (last Angel Pagan 2013)... Roberto Clemente (1956), Reggie Jackson (1971), and Ken Griffey Jr. (2001) also accomplished this during their Hall of Fame careers... Batted .234 (29/124) from August 1 thru the end of the season... No extra-base-hits in his last 59 at-bats (9/6)... Made 10 starts in center field in the Postseason (11 games, 4/23, .174, 2 2B, 2 RBI).
- ◆ **2015** Hit a combined .300 (98/327) with 25 2B, 1 3B, 7 HR & 27 RBI in 84 G between Akron and Columbus (.828OPS)... Season started late (April 24) at Akron as he recovered from a spring training quad strain... Promoted to Columbus on 6/8... Missed 17 days w/concussion symptoms from 7/30-8/15 after outfield wall collision on 7/29 vs. Indianapolis... Did not play at Columbus after 8/24 due to right hip soreness.
- ◆ **2014** Spent entire season at AA Akron where his season ended on 6/27 vs. Harrisburg after suffering a broken left hand (HBP) that eventually required surgery one week later... Ranked near the top of Eastern League batters in average and runs scored... Hit safely in 17 consecutive games from 5/29-6/15 - 3rd-longest hit streak in the Eastern League in 2014... At the time of his injury he was batting .360 (40/111) over his previous 27 games from 5/29-6/27... Named an organizational All-Star by **MLB.com**... Named 6th-best prospect (and Best Outfield Arm) in the Indians system entering 2015 (**Baseball America**)
- ◆ **2013** Hit a combined .269 (142/528) with 30 2B, 6 3B, 10HR and 48RBI in 126 games between A Carolina and AA Akron... Was T2nd in org in runs (78) and hits (142) in his first full season... Was a Midseason Carolina League All-Star... Named by **Baseball America** as having the Outfield Arm/Best Defensive Outfielder in the system entering 2014 (4th overall prospect entering 2014)... Entered 2013 as the 6th-best prospect in the system according to **MLB.com** and 4th-best according to **Baseball America**... After the season played for Surprise in the Arizona Fall League, batting .339 (39/115) in 27 games (22RS, 13-G hit streak)... Was an MVP nominee, named to Top Prospects Team, finishing 8th in the league in average, 1st in hits, 2nd in runs (22) & 4th in TB (48).

2016 AMERICAN LEAGUE ROOKIE RANKINGS		
Category	Rank	#
WAR	T6th	2.4
Average	2nd	.296
Doubles	7th	18
Triples	3rd	5
Home Runs	T4th	14
RBI	5th	43
Hits	4th	95
EB hits	T3rd	37
Slugging%	1st	.514
On-base%	2nd	.372
Runs	T3rd	52
Total Bases	5th	165

NAQUIN'S FAVORITES


- Favorite Movie:** Tombstone
- Favorite Group/Artist:** The SteelDrivers
- Favorite Athlete Growing Up:** Ken Griffey, Jr.
- Person Who Has Most Influenced You:** Brother (Zac)
- Favorite Road City:** Dallas/Ft. Worth
- Favorite Road Stadium:** Yankee Stadium
- Favorite TV Show:** Hell on Wheels

Personal/Miscellaneous

Full name TYLER WESLEY NAQUIN... Single... Played his college ball at Texas A&M University where he batted .380 (92-242) during his 2012 junior season with 18 2B, 3HR and 49RBI in 61 games (21 SB, .999OPS)... The first-team All-Big 12 selection was also a semifinalist for the 2012 USA Baseball Golden Spikes Award and received **Louisville Slugger** third team all-America honors... As a sophomore in 2011, Tyler led all NCAA Division I batters in hits (104) and hit a Big 12-best .381 (104-.273) with 23 2B, 7 3B, 2HR and 44RBI in 68 games... He was named Big 12 Player of the Year and garnered all-America honors from **College Baseball Insider** (First Team), **American Baseball Coaches Association/Rawlings** (Second Team) and **Collegiate Baseball** (Second Team) on an Aggie team that advanced to the College World Series... In the summer of 2011 he was a member of the USA Baseball Collegiate National Team, batting .321 (17-53) with 4 2B, 1 3B, 2HR & 10 RBI in 12 games... Finished his three-year collegiate career with a .348 (238-687) batting average... Entering the draft he was named the "Best Pure Hitter" by **Baseball America** and was listed by the same publication as having the "Best Arm" among draft-eligible amateur players... Three-year letterwinner at Klein Collins High School in Spring, TX, graduating in 2009... Was a two-time all-state in HS... 2017-18 Tribe Fest participant

NAQUIN'S CAREER GAME HIGHS

HITS: 3, four times, last August 14, 2016 vs. LAA; **RUNS:** 2, seven times, last September 16, 2016 vs. DET; **DOUBLES:** 2, two times, last August 14, 2016 vs. LAA; **HR:** 2, July 20, 2016 @KC; **RBI:** 6, July 20, 2016 @KC; **SB:** 1, several times; **WALKS:** 2, several; **HITTING STREAK:** 8 games, April 16-27, 2016; **GRAND SLAMS:** n/a; **LEAD-OFF HR:** n/a; **"WALK-OFF" HR:** August 19, 2016 vs. Toronto (Osuna); **INSIDE-THE-PARK HR:** August 19, 2016 vs. Toronto (Osuna); **PINCH-HIT HR:** n/a; **EJECTIONS:** 0.



Alexi Ogando

40

Age: 34, born October 5, 1983 in San Pedro de Macoris, DR

Resides: San Pedro de Macoris, DR **Position:** Pitcher

Bats: R

Throws: R

Height: 6-4

Weight: 200

ML Service: 6 + 032

Contract Status: Signed thru 2018 (2 options remaining)

Acquired: December 21, 2017; Signed by Cleveland to a Minor League free agent contract.

YEAR	CLUB	W-L	ERA	G	GS	CG	SHO	SV	IP	H	R	ER	HR	HB	BB	SO	WP	BK	OPPONENTS		
																			AVG	SLG	OBP
2006	DSL Rangers	5-0	0.52	16	0	0	0	2	34.2	24	3	2	0	0	4	48	7	0	.198	.231	.224
2007	DSL Rangers	6-1	0.96	15	0	0	0	3	28.0	25	4	3	1	1	7	35	1	0	.248	.297	.303
2008									---DID NOT PLAY---												
2009	DSL Rangers	0-2	2.45	10	0	0	0	2	18.1	16	8	5	0	0	1	31	3	0	.229	.300	.239
2010	Frisco	0-0	1.15	7	3	0	0	0	15.2	4	2	2	1	0	5	21	0	0	.078	.157	.161
	Oklahoma	0-0	3.00	11	0	0	0	1	15.0	10	7	5	0	0	6	21	0	0	.175	.211	.254
	Texas	4-1	1.30	44	0	0	0	0	41.2	31	6	6	2	1	16	39	3	0	.208	.268	.286
2011	Texas	13-8	3.51	31	29	1	1	0	169.0	149	73	66	16	7	43	126	5	0	.234	.361	.288
2012	Texas	2-0	3.27	58	1	0	0	3	66.0	49	26	24	9	2	17	66	5	0	.203	.357	.259
	Round Rock	0-0	0.00	2	1	0	0	0	3.0	1	0	0	0	0	0	5	0	0	.100	.100	.100
2013	Texas	7-4	3.11	23	18	0	0	0	104.1	87	38	36	11	5	41	72	6	1	.231	.366	.312
	Frisco	1-0	0.00	1	1	0	0	0	6.0	4	2	0	1	0	0	4	0	0	.190	.429	.190
	Round Rock	0-1	6.23	3	3	0	0	0	13.0	12	9	9	4	0	4	4	1	0	.240	.560	.291
2014	Texas	2-3	6.84	27	0	0	0	1	25.0	33	19	19	1	1	15	22	4	0	.314	.390	.405
2015	Boston	3-1	3.99	64	0	0	0	0	65.1	59	29	29	12	3	28	53	1	2	.242	.451	.325
2016	Atlanta	2-1	3.94	36	0	0	0	0	32.0	32	18	14	2	1	23	29	3	0	.274	.393	.386
	Reno	1-0	13.50	6	0	0	0	0	5.1	10	8	8	0	0	7	2	1	0	.417	.500	.531
2017	Hanwha (Korea)	10-5	3.93	19	19	0	0	0	110.0	115	53	48	8	0	30	74	6	1	.263	.350	.309
Minor Lge. Totals		13-4	2.20	71	8	0	0	8	139.0	106	43	34	7	1	34	171	13	0	.210	.295	.260
CLEVELAND TOTALS																					
American League		31-17	3.44	247	48	1	1	4	471.1	408	191	180	51	19	160	378	24	3	.233	.368	.302
National League		2-1	3.94	36	0	0	0	0	32.0	32	18	14	2	1	23	29	3	0	.274	.393	.386
M.L. TOTALS		33-18	3.47	283	48	1	1	4	503.1	440	209	194	53	20	183	407	27	3	.235	.370	.308

CAREER TRANSACTIONS

- 2002 Signed by the Oakland Athletics as an amateur free agent, 3/26.
- 2005 Drafted by the Texas Rangers from the Oakland Athletics in the 2005 Rule 5 draft, 12/8.
- 2012 DL - right groin strain, 6/11-7/16...rehab AA Frisco, 7/11-16.
- 2013 DL - right biceps tendonitis, 5/16-6/5...rehab AAA Round Rock, 6/4.
- 2013 DL - right shoulder inflammation, 6/6-7/22...rehab AAA Round Rock, 7/6-22.
- 2013 DL - right shoulder inflammation, 8/14-9/2.
- 2014 DL - right elbow inflammation, 6/4-remainder of season.
- 2014 Granted Free Agency, 12/2.
- 2015 Signed as a Free Agent with the Boston Red Sox, 1/30. Granted Free Agency, 11/6.
- 2016 Signed as a Free Agent with the Atlanta Braves, 1/7. Released by the Atlanta Braves, 7/1.
- 2016 Signed as a Free Agent with the Arizona Diamondbacks, 7/11.
- 2016 Released by the Arizona Diamondbacks, 8/2.
- 2017 Signed as a Free Agent with the Cleveland Indians, 12/21.

ALL-STAR GAME PITCHING RECORD

YEAR	CLUB	W-L	ERA	G	GS	CG	SHO	SV	IP	H	R	ER	HR	HB	BB	SO	WP	BK
2011	TEX (@ Arizona)	0-0	0.00	1	0	0	0	0	0.2	0	0	0	0	0	0	0	0	0

POSTSEASON PITCHING RECORD

YEAR	CLUB	W-L	ERA	G	GS	CG	SHO	SV	IP	H	R	ER	HR	HB	BB	SO	WP	BK
2010	TEX (ALDS vTB)	0-0	0.00	1	0	0	0	0	0.1	1	0	0	0	0	0	0	0	
	TEX (ALCS vNYY)	0-0	4.50	2	0	0	0	0	2.0	3	1	1	1	1	0	1	2	
	TEX (WS vSFG)	0-0	0.00	2	0	0	0	0	3.2	1	0	0	0	0	0	6	0	
2011	TEX (ALDS vTB)	0-0	0.00	3	0	0	0	0	2.2	1	0	0	0	0	0	2	0	
	TEX (ALCS vDET)	2-0	1.17	4	0	0	0	0	7.2	3	1	1	1	1	0	2	10	
	TEX (WS vSTL)	0-0	10.13	6	0	0	0	0	2.2	7	4	3	1	0	7	3	1	
TOTALS		2-0	2.37	18	0	0	0	0	19.0	16	6	5	3	0	10	23	1	

FIELDING BY POSITION

PCT	G	PO	2017				DP	PCT	G	PO	CAREER			
			A	E	TC	A					E	TC	DP	
-	-	-	-	-	-	-	Pitcher	.962	283	32	44	3	79	1

PITCHERS HITTING

AVG	AB	2017			RBI	AVG	AB	CAREER		
		H	HR	RBI				H	HR	RBI
..500	6	3

2017 Season & Career Highlights

- ◆ Spent the 2017 season in the Korean Baseball Organization for Hanwha...Originally signed as an international free agent by Oakland in 2002 as a position player...Spent the first four years (2002-05) of his pro career as an outfielder in the Athletics minor league system... Selected by Texas from Oakland in the minor league phase of the 2005 Rule 5 Draft on 12/8. Made his pro pitching debut in 2006, his first year in the Texas system, with the rookie-level DSL Rangers... Was unable to enter the United States due to visa issues from 2005-09... Named an American League All-Star in 2011, his first year in the majors working primarily as a starter...Is 2-0 with a 2.37 ERA (5 ER) and 23 strikeouts in 19.0 career Postseason innings.

Pro Career


- ◆ 2016 Split season between Atlanta and AAA Reno in the D-Backs organization.
- ◆ 2015 Appeared in a career-high 64 games in his first season with the Red Sox...Led Boston's staff with 65.1 relief IP, 0.2 shy of his career high set in 2012 with TEX (66.0)...Posted a season-best 14.2-inning scoreless streak over a span of 12 games, 6/10-7/2...Held left-handed batters to a .206 (20/97, 2 HR) average.
- ◆ 2014 Made 27 appearances for Texas, allowing runs in nine of his 27 games...Was placed on disabled list on 6/4 with right elbow inflammation and did not return to the active roster for the remainder of the season.
- ◆ 2013 Posted the second-lowest ERA (3.11) and opponent average (.231) among all Texas pitchers with at least 80.0 IP... Went 6-4 with a 3.23 ERA (35 ER/97.2 IP) in 18 starts and 1-0 with a 1.35 ERA (1 ER/6.2 IP) in five relief outings...Was on the 15-day D.L. three times with right shoulder issues.
- ◆ 2012 Went 2-0 with a 3.43 ERA (24 ER/63.0 IP) in relief...Surrendered just one run in 20.0 innings over his first 17 appearances of the season from 4/6-5/15...Earned his first Major League save on 4/13 at MIN...Sustained a groin injury while attempting to beat out a bunt on 6/10 at SF...Was on the D.L. with a right groin strain from 6/11-7/16.
- ◆ 2011 Earned his first career All-Star selection after going 13-8 with a 3.51 ERA (66 ER/169.0 IP) in his first Major League season as a starter (31 appearances, 29 starts) with Texas...Ranked 10th among A.L. qualifiers with a team-low 1.14 WHIP...Held right-handed batters to a .202 (51/253) average, the fifth-lowest mark in the A.L....Also placed among A.L. leaders in opponents on-base percentage (11th, .288) and opponents average (11th, .234)...Posted the most wins ever by a Texas pitcher after entering the season without a career start.
- ◆ 2010 Made his MLB debut with Texas after beginning the season in the minors...Compiled a 1.30 ERA (6 ER/41.2 IP) in 44 relief appearances, second lowest in the Majors and the then-lowest mark in Rangers history (minimum 40.0 IP)... Earned victories in each of his first three big league appearances on 6/15 and 6/17 at FLA and 6/23 vs. PIT...Became just the third pitcher since 1900 to earn relief wins in each of his first three career outings, joining CLE's Frank Funk (1960) and DET's Jon Warden (1968)...Worked 11.0 scoreless IP in first 8 Major League games.
- ◆ 2008 Did not see official game action in 2008 as visa issues continued to delay his U.S. debut with TEX...In 2006, moved to the mound after TEX selected him in the minor league phase of the Rule 5 Draft on 12/8.

Personal/Miscellaneous

Full name ALEXI OGANDO loh-GAHN-doh...Has a daughter, Nashla Alexa...Was known as Argenis Benitez when he signed with Oakland in 2002...Played amateur baseball in his native San Pedro de Macoris, DR...Signed by Raymond Abreu and Juan Edo Martinez (Athletics).

OGANDO'S CAREER GAME HIGHS

K's (starter): 10, April 3, 2013 at Houston; K's (relief): 4, three times; BB's (starter): 5, August 2, 2013 at Oakland; BB's (relief): 3, three times; LONGEST START: 9.0IP, May 23, 2011 vs. CWS; LONGEST RELIEF OUTING: 3.0IP, June 23, 2010 vs. Pittsburgh; WINNING STREAK: 8 games, 9/11/10-6/8/11; LOSING STREAK: 3, 2x, last: 8/25-9/10/11; HR: 4, August 25, 2011 vs. Boston; SHORTEST START: 1.2IP, June 14, 2011 at New York-AL; CG: May 23, 2011 vs. CWS; CG SHO: May 23, 2011 vs. CWS; CONSECUTIVE SCORELESS OUTINGS: 13 games, April 13-May 15, 2012.



Tyler Olson

49

Age: 28, born October 2, 1989 in Spokane, WA

Resides: Spokane, WA

Position: Pitcher

Bats: R

Throws: L

Height: 6-3

Weight: 205

ML Service: 0 + 126

Contract Status: Signed thru 2018 (1 option remaining)

Acquired: July 9, 2016; Selected off waivers by Cleveland from the Kansas City Royals.

YEAR	CLUB	W-L	ERA	G	GS	CG	SHO	SV	IP	H	R	ER	HR	HB	BB	SO	WP	BK	OPPONENTS		
																			AVG	SLG	OBP
2013	Everett	2-4	4.33	18	8	1	1	1	54.0	61	33	26	1	3	20	48	6	0	.282	.375	.347
2014	High Desert	2-1	3.13	5	5	0	0	0	23.0	21	8	8	0	1	10	27	2	0	.236	.270	.320
	Jackson	10-7	3.52	22	22	1	0	0	125.1	126	55	49	8	7	25	100	2	0	.260	.384	.303
2015	Seattle	1-1	5.40	11	0	0	0	0	13.1	18	8	8	2	1	10	8	0	1	.346	.596	.460
	Tacoma	3-5	4.47	25	6	0	0	1	54.1	61	40	27	7	2	17	53	0	2	.276	.475	.331
2016	Scranton/WB	1-2	5.27	11	3	0	0	0	27.1	31	17	16	2	1	8	21	1	0	.290	.421	.345
	New York-AL	0-0	6.75	1	0	0	0	0	2.2	3	2	2	0	0	2	0	0	0	.300	.500	.385
	Omaha	0-0	2.84	5	0	0	0	0	6.1	10	3	2	1	0	2	2	0	0	.189	.357	.400
	Columbus	1-0	5.91	9	0	0	0	0	10.2	12	9	7	1	1	6	10	1	0	.273	.386	.373
2017	Columbus	2-0	3.21	34	0	0	0	2	42.0	28	16	15	7	3	12	54	1	0	.189	.365	.264
	CLEVELAND	1-0	0.00	30	0	0	0	1	20.0	13	0	0	0	0	1	6	18	0	.188	.217	.263
Minor Lge. Totals		21-19	3.94	129	44	2	1	4	343.0	350	181	150	27	18	100	315	13	2	.262	.392	.319
CLEVELAND TOTALS		1-0	0.00	30	0	0	0	1	20.0	13	0	0	0	1	6	18	0	0	.188	.217	.263
American League		2-1	2.50	42	0	0	0	1	36.0	34	10	10	2	2	18	26	0	1	.260	.389	.356
National League		-	-	-	-	-	-	-	-	-	-	-	-	-	-	-	-	-	-	-	-
M.L. TOTALS		2-1	2.50	42	0	0	0	1	36.0	34	10	10	2	2	18	26	0	1	.260	.389	.356

CAREER TRANSACTIONS

2012 Selected by the Oakland Athletics in the 17th round of the June draft, but did not sign.

2013 Selected by the Seattle Mariners in the 7th round of the June draft. Signed, 6/13.

2015 DL - right knee contusion, 5/3-6/1.

2015 Traded by the Seattle Mariners to the Los Angeles Dodgers for player to be named or cash, 12/18.

2016 Traded by the Los Angeles Dodgers with Ronald Torreyes to the New York Yankees for Rob Segedin and cash, 1/12.

2016 Selected off waivers by the Kansas City Royals from the New York Yankees, 6/14.

2016 Selected off waivers by the Cleveland Indians from the Kansas City Royals, 7/9.

POSTSEASON PITCHING RECORD

YEAR	CLUB	W-L	ERA	G	GS	CG	SHO	SV	IP	H	R	ER	HR	HB	BB	SO	WP	BK
2017	CLE (ALDS vNYY)	0-0	0.00	3	0	0	0	0	2.0	1	0	0	0	0	0	2	0	0

FIELDING BY POSITION

PCT	G	PO	2017				PCT	G	PO	CAREER				
			A	E	TC	DP				A	E	TC	DP	
1.000	30	0	3	0	3	1	Pitcher	1.000	42	1	5	0	6	2

PITCHERS HITTING

AVG	AB	2017			RBI	AVG	AB	CAREER		
		H	HR	RBI				H	HR	RBI
--	--	--	--	--	--	--	--	--	--	--

2017 Season Highlights

- ◆ Was very reliable over the last two months of the season, originally called on to replace Boone Logan as the second left-handed option in the bullpen before becoming the lone left-hander in the pen until September after Andrew Miller's knee issues forced him to the D.L. twice in August...Did not allow a run in any of his 30 appearances with Cleveland, covering 20.0 innings...Tied Paul Assenmacher for the longest scoreless appearance streak in Indians franchise history, and also represented the longest scoreless appearance streak in MLB this season.

- ◆ Opened the year in AAA Columbus after a strong spring (2.53 ERA, 11 games), posting a mark of 2-0 with 2 saves and a 3.21 ERA in 34 relief appearances (42.0IP, 28H, 15ER, 12BB, 54SO, .189 avg, 11.6 SO/9.0IP)...For the season he limited Triple-A left-handed batters to a .127 (9/71, 5HR) average against and an overall mark of .170 (8/47) average against with runners on base and .077 (2/26) average with runners in scoring position... He did not allow a run over his 7 July outings (6.1IP, 1H, 7SO)...Worked 2.0IP in 9 outings and at least 1.0 IP in 25 outings for the Clippers.
- ◆ Spent two stints with Cleveland, July 21-24 and July 31-remainder of season...Worked 2.0 scoreless innings on August 1 at Boston (season-high) and worked 0.2IP or less in 18 of his 30 outings at the Major League level...Fanned 8.1 batters per 9.0IP with Cleveland, limited lefties to a .162 (6/37, .460 OPS) average against and an overall mark of .059 (2/34) with runners on base...Olson's .059 BAA with runners on represented the lowest in Major League Baseball (min. 30 BF with men on)...Picked up his second career win, his first since April 11, 2015 with Seattle (at OAK) on Sept. 20 at LA Angels and tossed a scoreless 9th inning the following day to preserve a 4-1 win and notch his first Major League save.
- ◆ In going the entire season without allowing a single run, Olson set a number of records, both at the franchise and league levels...Olson's 20.0 scoreless innings (0R/0ER) now rank as the most in MLB history for a season in which a pitcher allowed no runs, previously held by Karl Spooner - 18.0IP for BRO in 1954...Earl Moore did not allow an earned run in 26.0 innings for Philadelphia-NL in 1908, but surrendered four unearned runs over just three appearances (all starts)...His 30 appearances in a completely scoreless season (0R/0ER) shattered the previous MLB record of 14 by Eric Gunderson (NYM) in 1994.

Pro Career

- ◆ 2016 Split the season between the Yankees, Royals and Indians organizations, making one Major League appearance for the Yankees on 4/15 vs. Seattle, his former club...Around that outing he appeared in 11 games/3 starts for the Yankees Triple-A club before being designated on 6/7 and later claimed by the Royals...Appeared in 5 games for AAA Omaha (2ER/6.1IP) before being designated on 7/5 and claimed by the Indians on 7/9 and optioned to AAA Columbus...Was outrighted off the 40-man on 4/14 (Michael Martínez claimed from BOS on 8/4) and spent the rest of the season with the Clippers...Was on the Minor League disabled list from 8/17-9/1 with migraine headaches...Combined on the year allowed a Minor League batting average of .209 (14/67, .632 OPS) vs. left-handed batters...Did not allow a run over his 3 playoff outings for Columbus (2.0IP, 4SO).
- ◆ 2015 Saw his first Major League action with Seattle (13.1IP/8ER)...Made his first career Opening Day roster after not pitching above Double-A prior...Made his Major League debut on 4/7 vs. Los Angeles-AL...First pitcher to record two outs and throw only one pitch in his Major League debut since at least 1988, the earliest season for which Baseball-Reference has complete pitch data (Aybar GIDP)...Earned his first Major League win on 4/11 at Oakland...Was placed on the 15-day disabled list on 5/9 (retroactive to 5/3) - 6/2 with a right knee bruise...Optioned to Tacoma on 6/2...Did not allow a run in 12.2 spring innings to make the club.
- ◆ 2014 Combined to go 12-8 with a 3.46 ERA (148.1IP, 57ER) and 127K in 27 starts with Single-A High Desert and AA Jackson...Led all Mariners minor leaguers in wins, innings pitched and strikeouts (Organizational All-Star according to *MILB.com*).

OLSON'S FAVORITES


Favorite Movie: For Love of the Game
Favorite Group/Artist: Chris Stapleton
Favorite Athlete Growing Up: Jamie Moyer
Person Who Has Most Influenced You: Dad (Jeff)
Favorite Road City: Seattle
Favorite Road Stadium: Safeco Field
Favorite TV Show: Sons of Anarchy
Favorite School Subject: Phys. Ed.

Personal/Miscellaneous

Full name TYLER RAY OLSON...Married, Shayna...Graduated from University High School (Wash.) in June 2008... Played college baseball at Gonzaga University and was named 2013 West Coast Conference "Pitcher of the Year" and WCC "Pitcher of the Month" for April 2013...2018 Tribe Fest participant.

OLSON'S CAREER GAME HIGHS

BB's: 2, five times, last April 15, 2016 vs. SEA (with NYY); **K's:** 3, April 19, 2015 @TEX (with SEA); **LONGEST OUTING:** 3.0IP, May 2, 2015 @HOU (with SEA); **HR:** 1, two times, last May 2, 2015 @HOU (with SEA); **LAST WIN:** September 20, 2017 @LAA (with CLE); **LAST SAVE:** September 21, 2017 @LAA (with CLE); **CONSECUTIVE SCORELESS APPS:** 30 games, 20.0IP, T2nd longest scoreless appearance streak to begin season in MLB history (Mike Myers - 35 apps. to begin 2000).



Dan Otero

61

Age: 33, born February 19, 1985 in Miami, FL

Resides: Bellevue, WA

Position: Pitcher

Bats: R

Throws: R

Height: 6-3

Weight: 205

ML Service: 4 + 124

Contract Status: Signed thru 2019 with a club option for 2020.

Acquired: December 18, 2015; Acquired by Cleveland from the Philadelphia Phillies for cash considerations.

YEAR	CLUB	W-L	ERA	G	GS	CG	SHO	SV	IP	H	R	ER	HR	HB	BB	SO	WP	BK	OPPONENTS		
																			AVG	SLG	OBP
2007	Salem-Keizer	0-0	1.21	22	0	0	0	*19	22.1	12	3	3	1	0	0	15	1	0	.152	.215	.150
2008	Augusta	0-0	0.33	25	0	0	0	18	27.0	22	2	1	0	0	4	26	3	0	.214	.223	.241
	San Jose	1-1	3.67	27	0	0	0	16	27.0	34	14	11	1	2	3	23	0	0	.296	.400	.322
2009	Connecticut	0-3	1.15	39	0	0	0	19	39.0	40	6	5	0	2	10	31	2	0	.270	.304	.323
2010	AZL Giants	2-0	0.00	9	0	0	0	1	10.2	7	4	0	0	0	1	7	2	0	.179	.205	.200
	San Jose	3-0	4.05	10	0	0	0	0	13.1	11	6	6	2	0	1	11	0	0	.224	.347	.240
2011	Richmond	2-1	1.42	23	0	0	0	1	38.0	34	8	6	0	2	4	40	2	0	.238	.280	.268
	Fresno	2-3	3.25	33	0	0	0	12	36.0	38	15	13	4	0	7	36	1	0	.264	.424	.296
2012	San Francisco	0-0	5.84	12	0	0	0	0	12.1	19	11	8	0	2	2	8	1	0	.358	.491	.404
	Fresno	5-5	2.90	48	0	0	0	0	62.0	70	26	20	4	3	8	45	1	0	.293	.406	.320
2013	Sacramento	1-0	0.99	23	0	0	0	15	27.1	14	4	3	0	1	1	22	0	0	.147	.200	.162
	Oakland	2-0	1.38	33	0	0	0	0	39.0	42	7	6	0	0	6	27	0	0	.276	.309	.304
2014	Oakland	8-2	2.28	72	0	0	0	1	86.2	80	24	22	4	2	15	45	1	0	.247	.327	.282
2015	Oakland	2-4	6.75	41	0	0	0	0	46.2	64	35	35	7	2	6	28	1	0	.333	.531	.355
	Nashville	2-0	1.95	15	2	0	0	0	27.2	23	7	6	1	0	4	19	0	0	.223	.282	.252
2016	CLEVELAND	5-1	1.53	62	0	0	0	1	70.2	54	14	12	2	0	10	57	2	0	.211	.285	.241
2017	CLEVELAND	3-0	2.85	52	0	0	0	0	60.0	63	23	19	6	0	9	38	0	0	.273	.394	.299
Minor Lge. Totals		18-13	2.02	274	2	0	0	101	330.1	305	95	74	13	10	43	275	12	0	.243	.320	.271
CLEVELAND TOTALS		8-1	2.14	114	0	0	0	1	130.2	117	37	31	8	0	19	95	2	0	.240	.337	.268
American League		20-7	2.79	260	0	0	0	2	303.0	303	103	94	19	4	46	195	4	0	.262	.363	.291
National League		0-0	5.84	12	0	0	0	0	12.1	19	11	8	0	2	2	8	1	0	.358	.491	.404
M.L. TOTALS		20-7	2.91	272	0	0	0	2	315.1	322	114	102	19	6	48	203	5	0	.267	.368	.296

CAREER TRANSACTIONS

- 2007 Selected by the San Francisco Giants in the 21st round (644th overall) of the June draft. Signed, 6/11.
- 2013 Selected off waivers by the New York Yankees from the San Francisco Giants, 3/26.
- 2013 Selected off waivers by the Oakland Athletics from the New York Yankees, 3/27.
- 2015 Selected off waivers by the Philadelphia Phillies from the Oakland Athletics, 11/3.
- 2015 Acquired by Cleveland from Philadelphia for cash, 12/18.

FIELDING BY POSITION

PCT	G	PO	2017				Pitcher	PCT	G	PO	CAREER			
			A	E	TC	DP					A	E	TC	DP
.938	52	4	11	1	16	0	.988	272	24	59	1	84	7	

PITCHERS HITTING

AVG	AB	2017			RBI	AVG	AB	CAREER		
		H	HR	RBI				H	HR	RBI
--	--	--	--	--	--	1	--	--	--	--

POSTSEASON PITCHING RECORD

YEAR	CLUB	W-L	ERA	G	GS	CG	SHO	SV	IP	H	R	ER	HR	HB	BB	SO	WP	BK
2013	OAK (ALDSvDET)	0-0	0.00	4	0	0	0	0	5.2	4	0	0	0	0	1	2	0	0
2014	OAK (ALWC@KC)	0-1	13.50	1	0	0	0	0	1.1	3	2	2	0	0	0	1	0	0
2016	CLE (ALDSvBOS)	0-0	0.00	1	0	0	0	0	1.0	0	0	0	0	0	0	1	0	0
	CLE (ALCSvTOR)	0-0	3.86	2	0	0	0	0	2.1	4	1	1	1	0	0	0	0	0
	CLE (WSvCHI)	0-0	2.70	3	0	0	0	0	3.1	2	1	1	1	0	0	1	0	0
TOTALS		0-1	2.63	11	0	0	0	0	13.2	13	4	4	2	0	1	5	0	0

2017 Season Highlights

- ◆ Spent second straight season in the Indians bullpen, posting another solid campaign in middle relief... Posted 18 outings of at least 1.1 IP and allowed runs in 13 of his 52 outings...Got better as the season went along, recording an ERA of 2.29 (35.1IP, 35H, 9ER, 29 games) from June 14 thru the end of the season and recorded an ERA of 1.29 (21.0IP, 16H, 3ER) over his final 17 games from July 30 onward...4 of his 9 walks on the year were intentional as he has walked just 19 of 511 batters (3.7%, 5 IBB) dating back to the start of 2016...Signed a two-year contract with 2020 club option on Dec. 5.
- ◆ Owns a career ERA of 1.67 (13ER, 70.0 IP) in 59 games in Progressive Field with Oakland and Cleveland...Batters hit .290 (29/100) with runners on base against him and .321 (18/56) with runners in scoring position...Left-handed batters hit .500 against him (15/30, .516 OB%) after the All-Star Break...Induced opposing right-handed batters to ground into 16 double plays in 56 opps (28.6%) since the start of 2016 (Rank: 1st)...Walked 18 of 510 batters (3.5%) since the start of 2016 (Rank: 1st of 165 qualified RPs in MLB; League Avg: 9.1%)...Did not walk a RH batter in his last 53 PA's against dating back to July 25th...Zero home runs all'd in any of the last 24 innings he's appeared and no extra-base hits in his last 15 innings...Was not on the ALDS roster.

Pro Career

- ◆ 2016 Led the team in relief innings (70.2IP, T13th in the A.L.) and finished among A.L. relief leaders in ERA (1.53, 3rd) and batting average against (.211, 14th)...Walked only 2 of 141 right-handed hitters (1.4%)...Did not walk a batter to lead off an inning all season (OPS allowed of .526; League Avg: .718)...Had eight outings of at least 2.0IP on the year, all of which were scoreless...Last 22 outings after 8/3 posted ERA of 1.33 (27IP, 17H, 4ER)...Earned his second career save in extra-innings on 5/18 at Cincinnati (12.0 IP)...Allowed an on-base pct. of just .241 on the year (65/269).
- ◆ 2015 Spent most of the season in Oakland, claimed on outright waivers by Philadelphia on 11/3...Spent three stints on the AAA Nashville roster... His season ERA never recovered from a 15 appearance stretch from 5/20-9/11 where he allowed 26 runs in 19.0IP, including 8 runs (8ER) on 8/16 at Baltimore.
- ◆ 2014 Spent nearly the entire season with the A's and compiled an 8-2 record with a save and a 2.28 ERA in 72 relief appearances...Games pitched tied for the team lead and tied for 10th in the American League...Led A.L. relievers in batters faced (349), ranked 2nd in innings pitched (86.2) and 8th in fewest walks per nine innings (1.56)...Batters faced and innings pitched were the most by an A's reliever since Justin Duchschere in 2004 (398 BF, 96.1 IP)...Losing pitcher in the A's 9-8, 12-inning loss at KC 9/30 in the Wild Card game.
- ◆ 2013 Began the year at AAA Sacramento...Was promoted to Oakland 6/14 and finished the season with A's...Also worked in four of the A's five ALDS games against Detroit and did not allow a run in 5.2 innings...His 1.38 ERA was the 3rd-lowest mark in Oakland history by a rookie with 30 or more innings pitched...Tossed a scoreless eighth inning 7/2 against Chicago-NL for his first Major League win.
- ◆ 2012 Split time between AAA Fresno and San Francisco, making three separate appearances on the Giants' roster...Was on San Francisco's Opening Day roster and made his Major League debut 4/7 at Arizona...Was awarded the Harry S. Jordan Award in spring (in recognition of the player whole performance and dedication in spring training best exemplifies the San Francisco Giants spirit).
- ◆ 2010 Began the season on the disabled list recovering from "Tommy John" surgery on his right elbow.
- ◆ 2009 Placed on the disabled list 7/27...Underwent "Tommy John" surgery and missed the remainder of the season...Named to the Eastern League Midseason All-Star team.
- ◆ 2008 Was named to the 2008 South Atlantic League Midseason All-Star team...Ranked second in all of Minor League baseball with 34 saves.
- ◆ 2007 Led the Northwest League with 19 saves for Short-Season Salem-Keizer in his first professional season...Named Short Season Relief Pitcher of the Year by **MLB.com**...Named to the Northwest League Postseason All-Star team.

OTERO'S FAVORITES


- Favorite Movie: Lion King
- Favorite Group/Artist: Eric Church
- Favorite Athlete Growing Up: Greg Maddux
- Favorite Team Growing Up: FLA Marlins
- Person Who Has Most Influenced You: Dad (Jorge)
- Favorite Road City: Seattle
- Favorite Road Stadium: Safeco Field
- Favorite TV Show: Big Bang Theory

Personal/Miscellaneous

Full name DANIEL ANTHONY OTERO...Wife, Tiffany...Daughters, Kinsley, Sable and Macey...Graduated from Ransom Everglades (Coconut Grove, FL) High School...Attended Duke University and the University of South Florida...Visited the Salvation Army as part of the A's Holiday Caravan in 2014...2017-2018 Tribe Fest participant.

OTERO'S CAREER GAME HIGHS

BB's: 2, five times; K's: 4, April 20, 2015 at LA Angels; LONGEST OUTING: 4.0IP, April 20, 2015 at LA Angels; HR: 1, many times; LAST WIN: Sept. 22, 2016 vs. KC; LAST SAVE: May 18, 2016 at Cincinnati; CONSECUTIVE SCORELESS APPS: 13 games, Aug. 12-Sept. 14, 2014 (15.1IP).



Roberto Pérez

55

Age: 29, born December 23, 1988 in Mayaguez, PR

Resides: Mayaguez, PR

Position: Catcher

Bats: R

Throws: R

Height: 5-11

Weight: 220

ML Service: 3 + 083

Contract Status (options remaining): Signed thru 2020 w/club options in 2021 and 2022 (3).

Acquired: Selected by Cleveland in the 33rd round (1,011th overall) of the 2008 First-Year Player Draft.

YEAR	CLUB	AVG	G	AB	R	H	2B	3B	HR	RBI	SH	SF	HB	BB	SO	SB	CS	SLG	OBP	OPS	E
2009	Mahoning Valley	.214	4	14	3	3	1	0	0	1	0	0	0	1	4	0	0	.286	.267	.552	0
	AZL Indians	.351	34	131	24	46	12	0	3	31	1	1	5	16	28	4	1	.511	.438	.949	5
	Lake County	.240	17	50	10	12	1	0	0	5	0	1	4	8	19	0	1	.260	.381	.641	1
2010	Lake County	.217	118	378	54	82	22	3	6	38	2	1	5	80	88	1	2	.339	.360	.699	3
2011	Kinston	.225	94	284	30	64	16	1	2	30	3	1	1	62	79	1	0	.310	.365	.675	8
2012	Akron	.212	95	283	31	60	16	2	1	31	7	4	6	49	67	0	1	.293	.336	.630	8
2013	Akron	.247	32	93	10	23	6	0	2	10	0	0	3	32	25	1	1	.376	.453	.829	2
	Columbus	.176	67	187	16	33	12	0	0	24	6	4	3	22	59	0	1	.241	.269	.509	7
2014	Columbus	.305	53	174	29	53	11	1	8	43	4	1	1	29	51	1	0	.517	.405	.922	3
	CLEVELAND	.271	29	85	10	23	5	0	1	4	5	0	0	5	26	0	0	.365	.311	.676	3
2015	CLEVELAND	.228	70	184	30	42	9	1	7	21	5	2	2	33	64	0	0	.402	.348	.751	4
2016	CLEVELAND	.183	61	153	14	28	6	1	3	17	5	3	0	23	44	0	0	.294	.285	.579	2
	AZL Indians	.333	6	9	4	3	0	0	0	3	0	0	0	5	1	0	0	.333	.571	.905	0
	Lake County	.000	1	2	0	0	0	0	0	0	0	0	0	1	0	0	0	.000	.333	.333	0
	Columbus	.400	2	5	1	2	1	0	0	0	0	0	0	2	1	0	0	.600	.571	1.171	0
2017	CLEVELAND	.207	73	217	22	45	12	0	8	38	4	1	0	26	71	0	1	.373	.291	.664	2
Minor Lge. Totals		.237	523	1610	212	381	98	7	22	216	23	13	28	307	422	8	7	.347	.365	.713	37
CLEVELAND TOTALS		.216	233	639	76	138	32	2	19	80	19	6	2	87	205	0	1	.362	.309	.671	11
American League		.216	233	639	76	138	32	2	19	80	19	6	2	87	205	0	1	.362	.309	.671	11
National League		--	--	--	--	--	--	--	--	--	--	--	--	--	--	--	--	--	--	--	--
M.L. TOTALS		.216	233	639	76	138	32	2	19	80	19	6	2	87	205	0	1	.362	.309	.671	11

CAREER TRANSACTIONS

2006 Selected by the Los Angeles Dodgers in the 29th round of the June draft, did not sign.

2008 Selected by the Cleveland Indians in the 33rd round (1011th) of the June draft. Signed, 8/11.

2016 DL - right thumb fracture/surgery, 5/1-7/17...rehab Rookie AZL Indians, 7/3-11...rehab A Lake County, 7/13...rehab AAA Columbus, 7/14-17.

POSTSEASON RECORD

YEAR	CLUB	AVG	G	AB	R	H	2B	3B	HR	RBI	SH	SF	HBP	BB	SO	SB	CS	E
2016	CLE (ALDS vBOS)	.222	3	9	3	2	0	0	1	1	0	0	0	2	2	0	0	0
	CLE (ALCS vTOR)	.143	5	14	0	2	1	0	0	1	1	0	0	1	7	0	0	0
	CLE (WS vCHI)	.200	7	20	2	4	0	0	2	5	1	0	0	4	6	0	0	1
2017	CLE (ALDS vNYY)	.300	4	10	1	3	0	0	1	2	0	0	0	2	3	0	0	1
TOTALS		.208	19	53	6	11	1	0	4	9	2	0	0	9	18	0	0	2

WORLD BASEBALL CLASSIC

YEAR	CLUB	AVG	G	AB	R	H	2B	3B	HR	RBI	SH	SF	HBP	BB	SO	SB	CS	E
2017	Puerto Rico	.143	2	7	2	1	0	0	0	0	0	0	0	2	1	0	0	0

FIELDING BY POSITION

PCT	G	PO	2017					PCT	G	PO	CAREER					
			A	E	TC	DP	PB				A	E	TC	DP	PB	
.997	71	664	33	2	699	6	5	Catcher	.995	230	1925	128	11	2064	13	13

2017 Season Highlights

- ◆ Spent the entire season on the active roster, signing a long-term extension in spring training and was a force with men on base while guiding the staff to a 3.22 ERA behind the plate...Season got off to a rough start offensively, hitting .143 (12/84) over his first 26 games (2 2B, HR, 12 RBI, 26 games)...From that point on thru the remainder of the season he batted .248 (33/133) with 10 2B, 7 HR and 26 RBI over his final 47 games of the season...From August 19-end of the season he hit .270 (20/74) with 4 2B, 7 HR and 21 RBI over his final 25 games of the season...During the Indians' historic 22-game winning streak, Perez hit .378 (14/37) in 12 games (10 starts) with four doubles, four homers, and 13 RBI.
- ◆ Drove in 38 runs on 45 base hits and teamed with Yan Gomes to drive in 94 runs, the 5th-highest total among MLB catching tandems...the 94 RBI by Tribe catchers marked the club's second-highest output from a collective position (Designated Hitter - 112)...Appeared in 19 games behind the plate in September/October, starting 17 of the club's final 30 contests (caught 146.0 of 270.0IP Sept/Oct innings)...On the year the club was 44-22 (.667) in his starts at catcher.
- ◆ Member of Team Puerto Rico in the WBC (appeared in 2 games backing up Yadier Molina)...On the year he made 66 starts at catcher, appearing in 71 games overall...Threw out 39.2% (11/28) of potential basestealers and combined over the last two seasons has thrown out 22 of 52 would-be base runners (42.3%)...First home run of the season came off Clayton Kershaw on June 13...On the year he batted .268 (19/71) with runners in scoring position and hit .257 (9/35) with RISP-2outs...Was 4-for-8 (.500) with the bases loaded and hit just .170 (19/112) with no one on base... Had 14 extra-base hits out of 26 total hits (53.8%) after the All-Star Break...5 HRs in 50 ABs (10.0 AB/HR) at home after the All-Star Break.

Pro Career

- ◆ 2016 Spent the entire season between Cleveland and the D.L. after suffering a broken right thumb and ligament damage on a tag play at home plate on 4/30 at Philadelphia...Played in only 4 games (15 plate appearances) in April due to rain outs and off days before being injured and placed on the 15-day D.L. on 5/1...Underwent right thumb surgery (Dr. Thomas Graham) on 5/6 to repair an avulsion fracture in the thumb...Rehabbed in Goodyear, AZ until beginning rehab stints in AZL, LC & Columbus from 7/3-17...Rehab concluded prematurely when Yan Gomes was forced to the D.L. with a shoulder injury on 7/18 (Pérez activated)...Got off to a slow start off the D.L., starting the year a combined 0-for-16 (8 walks) before notching first hit on 7/24...8/26 at Texas, collected a career-high 4 hits that raised his season average from .104 to .146...Appeared in 61 games (53 starts) at catcher for the Indians, throwing out 11 of 24 (45.8%) runners attempting to steal...Threw out KC's Terrance Gore on 9/21 in 9th inning to preserve a 4-3 win, the first time in 18 attempts Gore was caught stealing in the regular season (also threw Gore out on 10/2 at KC)...Started all 15 games in the Postseason, hitting .186 (8-43) with a double, 3 home runs and 7 RBI...With his 2 home runs and 4 RBI in Game 1 of the World Series became first player from Puerto Rico and first 9-hole batter to homer twice in one WS game (3rd Indians player all-time in PS game, Ramirez/Thome)...Fifth catcher to hit 2HR in World Series game; first since Gary Carter in 1986 Mets at BOS (G4)...Tied the franchise record for RBI in a World Series game with four (Sandy Alomar Jr. 1997 Game 5 and Elmer Smith 1920 Game 5).
- ◆ 2015 Spent his first full season at the Major League level and was the primary back-up to Yan Gomes for most of the season save a six-week stretch from 4/12-5/23 as the starter when Gomes was on the D.L...Despite not playing every day he ranked 16th among American League catchers in walks (33) and enjoyed a pair of 3-walk games...Led the Majors with a 39% caught stealing percentage (min. 40 SB attempts; 16/41).
- ◆ 2014 Split the season between AAA Columbus and Cleveland in his first taste of Major League action in his sixth pro season...Was with Cleveland from 7/8 thru the remainder of the season...At the time of his 7/8 selection onto the Cleveland roster he was 11th in the International League in RBI (43, 6th most in the organization) despite missing over two weeks, 5/13-28, with a strained left hamstring...Made his Major League debut on 7/10 vs. New York-AL, going 2-for-3 with 2 runs scored, a homer and 2RBI...Collected first hit off David Phelps in the 6th inning and hit his first MLB HR/RBI off Jim Miller the next inning...Overall appeared in 29 games at catcher, making 25 starts (Indians were 17-8 in his starts)...Named 15th-best prospect in the Indians system entering 2015 (*Baseball America*).
- ◆ 2013 Hit a combined .200 (56/280) with 18 2B, 2 HR and 34 RBI in 99 games, drawing 54 walks for an on-base pct of .337...Started the year in Akron & spent time in Columbus in April and then from 6/13 thru end of season...Tossed out 34.9% of the runners attempting to steal (37-for-109)...Named by *Baseball America* as the Best Defensive Catcher in the system entering 2014.

ROBERTO'S FAVORITES

- Favorite Movie: Law Abiding Citizen
- Favorite Group/Artist: Daddy Yankee
- Favorite Athlete Growing Up: Roberto Clemente
- Favorite Team Growing Up: LA Lakers
- Person Who Has Most Influenced You: Mom (Lilliam)
- Favorite Road City: Chicago
- Favorite TV Stadium: Target Field
- Favorite TV Show: SportsCenter


Perez' CAREER GAME HIGHS

HITS: 4, August 26, 2016 @TEX; RUNS: 3, April 29, 2015 vs. KC; DOUBLES: 2, three times, last September 4, 2017 @CWS; HR: 1, many times, last September 28, 2017 vs. MIN (2 HR in Game 1 of 2016 World Series); RBI: 3, five times, last September 1, 2017 @DET (Game 2); SB: n/a; BB: 3, three times, last April 24, 2016 @DET; HITTING STREAK: 9 games, August 19 - September 4, 2017; GRAND SLAMS: n/a; LEAD-OFF HR: n/a; "WALK-OFF" HR: n/a; PINCH-HIT HR: n/a.

- ◆ **2012** Spent the entire season at Class-AA Akron of the Eastern League, appearing in 95 games...Hit .242 (15/62) off LHP with 7 2B, 1HR & 6RBI (.737OPS)...Threw out 41% (35 of 86) of the baserunners attempting to steal off him.
- ◆ **2011** Spent the entire season at Class-A Kinston of the Carolina League where he recorded an on-base % of .365...Had a pair of 4-walk games in 2011 for Kinston...Was 6th in the Carolina League in walks (62) despite playing just 94 games and his .365 on-base % would have been 2nd in the league with enough plate appearances...Played for Mayaguez in PR and in the Arizona Fall League after the season...In the AFL hit .226 (12/53) w/4 2B, 4HR, 11RBI, 13BB, .382OB, .854OPS .
- ◆ **2010** Spent season at A Lake County...Was 7th in the league in walks (80)...Had on-base pct of .360...Named to the Midwest League All-Star team...Hit .228 off RHP and .171 off LHP...Threw out 40% (50-125) of runners attempting to steal.
- ◆ **2009** Ranked 2nd in the rookie Arizona League in on-base pct. (.438), 4th in avg (.351) and 4th in OPS (.949).

Personal/Miscellaneous

Full name **ROBERTO ANDRÉS PÉREZ**...Two sons, Liam (10/27/16) and Roberto Andres (6/6/13)...Attended Lake City Community College in Lake City, FL (now called Florida Gateway College)...Hit .382 in 2008 with 18 2B and 53 RBI...Was originally drafted by the Los Angeles Dodgers in the 29th round of the 2006 Draft...2015 & 2017-2018 Tribe Fest participant.



Adam Plutko

76

Age: 26, born October 3, 1991 in Upland, CA
Resides: Dallas, TX **Position:** Pitcher
Bats: R **Throws:** R **Height:** 6-3 **Weight:** 215
ML Service: 0 + 028
Contract Status (options remaining): Signed thru 2018 (2)
Acquired: Selected by Cleveland in the 11th round (321st overall) of the 2013 First-Year Player Draft.

YEAR	CLUB	W-L	ERA	G	GS	CG	SHO	SV	IP	H	R	ER	HR	HB	BB	SO	WP	BK	OPPONENTS		
																			AVG	SLG	OBP
2014	Lake County	3-1	3.93	10	10	0	0	0	52.2	49	26	23	1	1	12	66	1	0	.241	.325	.286
	Carolina	4-9	4.08	18	18	0	0	0	97.0	99	47	44	11	2	18	78	5	0	.265	.440	.302
2015	Lynchburg	4-2	1.27	8	8	1	0	0	49.2	30	7	7	3	1	5	47	1	0	.173	.254	.199
	Akron	9-5	2.86	19	19	1	0	0	116.1	96	39	37	9	2	23	90	4	0	.222	.356	.262
2016	Akron	3-3	3.27	13	13	0	0	0	71.2	64	27	26	5	0	12	63	1	0	.238	.372	.269
	Columbus	6-5	4.10	15	15	0	0	0	90.0	87	42	41	8	0	34	67	1	1	.256	.406	.322
	CLEVELAND	0-0	7.36	2	0	0	0	0	3.2	5	3	3	1	0	2	3	1	0	.313	.563	.389
2017	Columbus	7-12	5.90	24	22	0	0	0	135.2	153	92	89	24	0	53	103	8	0	.295	.503	.354
Minor Lge. Totals		36-37	3.92	107	105	2	0	0	613.0	578	280	267	61	6	157	514	21	1	.250	.401	.297
CLEVELAND TOTALS		0-0	7.36	2	0	0	0	0	3.2	5	3	3	1	0	2	3	1	0	.313	.563	.389
American League		0-0	7.36	2	0	0	0	0	3.2	5	3	3	1	0	2	3	1	0	.313	.563	.389
National League		--	--	--	--	--	--	--	--	--	--	--	--	--	--	--	--	--	--	--	--
M.L. TOTALS		0-0	7.36	2	0	0	0	0	3.2	5	3	3	1	0	2	3	1	0	.313	.563	.389

CAREER TRANSACTIONS

- 2010 Selected by the Houston Astros in the 6th round of the June Draft. Did not sign.
- 2013 Selected by the Cleveland Indians in the 11th round (321st overall) of the June Draft. Signed 7/11.

FIELDING BY POSITION

PCT	G	PO	2017					DP	PCT	G	PO	CAREER				DP
			A	E	TC	A	E					TC				
-	-	-	-	-	-	-	-	Pitcher	1.000	2	0	1	0	1	0	

PITCHERS HITTING

AVG	AB	2017			RBI	AVG	AB	CAREER		
		H	HR	RBI				H	HR	RBI
-	-	-	-	-	-	-	-	-	-	-

2017 Season Highlights

- ◆ Spent most of the season with the Clippers, posting a mark of 7-12 with a 5.90 ERA in 24 games/22 starts (135.2IP, 153H, 89ER, 53BB, 103SO)...Ranked 9th in the IL and seventh in the Indians organization in innings (135.2) and over his last 4 starts with Columbus he went 2-1 with a 2.10 ERA (25.2IP, 26H, 6ER, 21SO)...He was with Cleveland, June 16-22, August 2-4, and Sept. 1-3 and did not appear in a game.
- ◆ Adam underwent surgical intervention on Oct. 9 in Dallas, TX to repair a tear in the labrum of his right hip...Surgery was performed by Dr. Bill Robertson...Began rehab immediately and expected to return to full baseball activity within 4-6 months.

Pro Career

- ◆ **2016** Split the 2016 season between Double-A Akron and Triple-A Columbus, going a combined 9-8 with a 3.73 ERA in 28 starts (161.2IP, 151H, 69R/67ER, 13HR, 46BB, 130SO, .248 avg)...He finished second among organizational pitchers in innings (161.2) and strikeouts (130) and finished tied for first in starts (30); going at least 5.0 innings in 25 of those 28 starts... He spent the first two and a half months of the season at AA Akron before being promoted to Columbus on 6/18, going 6-5 with a 4.10 ERA in 15 starts for the Clippers (90.0IP, 87H, 41ER, 34BB, 67SO)...Was promoted to Cleveland and added to the 40-man roster on 9/20 following Carrasco's season-ending injury two days prior... He made his MLB debut on Sept. 24 vs. CWS (1.2IP, 2H, 0R, 1BB, 2SO) and threw 2.0 innings in relief at Detroit on 9/27...Rated by **Baseball America** as having the best change-up in the organization entering 2017.
- ◆ **2015** Split the season between Advanced-A Lynchburg and AA Akron, combining to go 13-7 with a 2.39 ERA (44ER/166.0IP) across 27 starts...Promoted to Double-A on May 27 and posted a 9-5 record with a 2.86 ERA over his final 19 games of the year and after the season for Akron (116.1IP, 96H, 37ER, 90SO) was named an Organizational All-Star by **MILB.com**...Named the Indians Minor League Pitcher of the Month for May when he went 3-1 with a 1.24 ERA (4ER/29.0IP) in 5 starts between Lynchburg and Akron...Plutko ranked among organizational leaders in wins (T2nd, 13), ERA (1st), innings pitched (2nd, 166.0) and strikeouts (3rd, 137)...The 24-year-old led all of Double-A in WHIP (1.02)...Walked just 1.52 batters per 9.0IP...Allowed just 1 hit over 7.0 IP (10SO) in his final start vs. Lynchburg on May 20 at Salem (named Carolina League Pitcher of the Week for 2nd time in 2015)...Enjoyed two shutout starts at AA Akron of 7.0IP and 3-or-fewer hits allowed.
- ◆ **2014** Went a combined 7-10 with a 4.03 ERA (67 ER/149.2 IP), 4.80 SO/BB ratio and finished second in the organization with 144 strikeouts...Earned Midwest League Pitcher of the Week for 5/5-12...Entered season as the 18th-best prospect with best change-up in the Indians farm system by **Baseball America**.


2017 PUBLICATION CLUB PROSPECT RANKINGS	
Baseball America	16th
MLB.com	15th

Personal/Miscellaneous

Full name **ADAM GREGORY PLUTKO** (plett-koh)...Married, Allison...Twitter: @papaaplut09...Majored in history and played college baseball at UCLA, finishing his three-year stint there with 2nd-most wins (29), starts (52) and IP (351.1) in school history...Career ERA of 2.25 and 272 career strikeouts both rank seventh on UCLA's all-time lists...Finished his career with the most Postseason wins (7), starts (8), IP (57.2) and lowest ERA (0.94) in school history...One of just four players in UCLA history to earn All-Pac-12 honors three years in a row...10-3 w/a 2.25 ERA in 19 starts as a junior (honorable mention all-America) for the CWS National Champs and was named College World Series Most Outstanding Player after going 2-0 w/a 1.38 ERA in 2 starts...Logged a 2.63 ERA with 12 strikeouts and a 1.02 WHIP for the USA Collegiate National Team in the summer of 2012...As a sophomore in 2012 (12-3, 2.48 ERA) captured Third-Team All-America honors from **Baseball America** and Second-Team All-America honors from **Perfect Game USA**...Played 4 years of baseball and graduated from Glendora (CA) High School in 2010...Earned CIF Southern Section Division II Player of the Year honors as a senior and helped lead Glendora to the 2010 CIF Southern Section Division II title, earning **Under Armour** Pre-Season All-America honors...Listed among the top 75 draft prospects for 2010 by **Perfect Game**...Sister, Sara, played soccer at Oregon.

PLUTKO'S CAREER GAME HIGHS

K's (starter): n/a; K's (relief): 2, Sept. 24, 2016 vs. Chicago-AL; BB's (starter): n/a; BB's (relief): 1, 2x; LONGEST START: n/a; LONGEST RELIEF: 2.0IP, Sept. 27, 2016 at Detroit; WINNING STREAK: n/a; LOSING STREAK: n/a; HR: 1, Sept. 27, 2016 at Detroit LAST WIN: n/a.



José Ramírez

11

Age: 25, born September 17, 1992 in Bani, DR

Resides: Bani, DR

Position: Infielder

Bats: S

Throws: R

Height: 5-9

Weight: 190

ML Service: 3 + 074

Contract Status (options remaining): Signed thru 2021 w/club options in 2022 and 2023. (1)

Acquired: November 26, 2009; Signed by Cleveland as a Non-Drafted Free Agent.

YEAR	CLUB	AVG	G	AB	R	H	2B	3B	HR	RBI	SH	SF	HB	BB	SO	SB	CS	SLG	OBP	OPS	E
2011	AZL Indians	.325	48	194	30	63	13	4	1	20	3	2	2	7	17	12	6	.448	.351	.800	10
2012	Mahoning Valley	.364	3	11	2	4	2	0	0	0	1	0	0	1	0	2	1	.545	.417	.962	0
	Lake County	.354	67	277	54	98	13	4	3	27	8	3	1	24	26	15	6	.462	.403	.865	2
2013	Akron	.272	113	482	78	131	16	6	3	38	7	4	1	39	41	*38	16	.349	.325	.674	21
	CLEVELAND	.333	15	12	5	4	0	1	0	0	0	0	2	2	0	1	.500	.429	.929	1	
2014	Columbus	.302	60	245	37	74	15	2	5	29	2	5	0	25	30	19	11	.441	.360	.801	4
	CLEVELAND	.262	68	237	27	62	10	2	2	17	#13	2	1	13	35	10	1	.346	.300	.646	4
2015	CLEVELAND	.219	97	315	50	69	14	3	6	27	5	2	1	32	39	10	4	.340	.291	.631	11
	Columbus	.293	44	174	29	51	13	2	1	12	3	1	0	17	9	15	4	.408	.354	.762	5
2016	CLEVELAND	.312	152	565	84	176	46	3	11	76	1	4	4	44	62	22	7	.462	.363	.825	7
2017	CLEVELAND	.318	152	585	107	186	*56	6	29	83	0	5	3	52	69	17	5	.583	.374	.957	12
Minor Lge. Totals		.304	335	1383	230	421	72	18	13	126	24	15	4	113	123	101	44	.411	.355	.766	42
CLEVELAND TOTALS		.290	484	1714	273	497	126	15	48	203	19	13	9	143	207	59	18	.465	.345	.810	35
American League		.290	484	1714	273	497	126	15	48	203	19	13	9	143	207	59	18	.465	.345	.810	35
National League		--	--	--	--	--	--	--	--	--	--	--	--	--	--	--	--	--	--	--	--
M.L. TOTALS		.290	484	1714	273	497	126	15	48	203	19	13	9	143	207	59	18	.465	.345	.810	35

#Tied for American League lead *Led American League

CAREER TRANSACTIONS

2009 Signed as a non-drafted free agent by the Cleveland Indians, 11/26.

POSTSEASON RECORD

YEAR	CLUB	AVG	G	AB	R	H	2B	3B	HR	RBI	SH	SF	HBP	BB	SO	SB	CS	E
2016	CLE (ALDS vBOS)	.500	3	10	4	5	1	0	0	0	0	0	0	2	1	0	1	0
	CLE (ALCS vTOR)	.059	5	17	0	1	0	0	0	1	0	0	0	0	2	0	0	0
	CLE (WS vCHI)	.310	7	29	2	9	1	0	1	2	0	0	0	1	5	0	0	0
2017	CLE (ALDS vNYY)	.100	5	20	2	2	0	0	0	0	0	0	0	2	7	0	0	1
TOTALS		.224	20	76	8	17	2	0	1	3	0	0	0	5	15	0	1	1

ALL-STAR GAME RECORD

YEAR	CLUB	AVG	G	AB	R	H	2B	3B	HR	RBI	SH	SF	HBP	BB	SO	SB	CS	E
2017	Cleveland(at MIA)	1.000	1	2	0	2	0	0	0	0	0	0	0	0	0	0	0	0

FIELDING BY POSITION

2017										CAREER									
PCT	G	PO	A	E	TC	DP				PCT	G	PO	A	E	TC	DP			
.972	88	61	146	6	213	23	Third Base			.973	220	123	346	13	482	42			
.980	71	118	170	6	294	55	Second Base			.982	129	173	305	9	487	79			
-	-	-	-	-	-	-	Shortstop			.970	109	127	260	12	399	56			
-	-	-	-	-	-	-	Outfield			.987	50	75	1	1	77	0			
.976	151	179	316	12	507	78	Totals			.976	508	498	912	35	1445	177			

2017 MAJOR LEAGUE EXTRA BASE HIT LEADERS	2017 AMERICAN LEAGUE OPS (on-base+slg%) LEADERS	MLB HISTORY OPS, 60+ GAMES AT 2B & 3B	AL POS PLAYER WAR
1. José Ramírez 91	1. Mike Trout (LAA) 1.071	1. José Ramírez (2017, CLE) .957	1. Jose Altuve (HOU) 8.4
2. Giancarlo Stanton (MIA) 91	2. Aaron Judge (NYY) 1.049	2. John Valentin (1997, BOS) .871	2. Aaron Judge (NYY) 8.1
3. Nolan Arenado (COL) 87	3. Jose Altuve (HOU) .957	3. Frankie Frisch (1921, NYG) .870	3. Andrelton Simmons (LAA) 7.1
4. Charlie Blackmon (COL) 86	4. José Ramírez (CLE) .957	4. Tony Lazzeri (1930, NYY) .835	4. José Ramírez (CLE) 6.8
5. Jose Abreu (CWS) 82	5. Nelson Cruz (SEA) .924	5. Jorge Cantu (2005, TB) .808	5. Mike Trout (LAA) 6.7

2017 Season Highlights

- ◆ Enjoyed one of the finest offensive seasons in Indians history, joining Grady Sizemore (2006) as the only Indians with at least 100 runs scored, 50 doubles, 25 home runs and 15 stolen bases within the same campaign, earning his first American League All-Star selection while finishing in the top 10 in MLB in **B-R WAR** (6.9, 7th among pos. players), extra-base hits, doubles and total bases... His extra-base hits (91) and doubles (56) totals each ranked in the top 5 in a single-season in the 117-year history of the franchise...91 extra-base hits were 2nd-most ever by a switch-hitter in MLB history (Lance Berkman 94 in 2001)...Passed Jimmy Rollins (88 in 2007) during the final week of the season...Became the 19th player in MLB history with at least 56 doubles in a season, the first since Brian Roberts (BAL) also had 56 in 2009...Was a top-three finalist for the **Rawlings Gold Glove Award** at third base & won first career Silver Slugger Award...Earned third place finish in the 2017 A.L. MVP voting announced on Nov. 16.
- ◆ Became the first Indians hitter since Grady Sizemore (92) in 2006 to lead the A.L. in extra-base hits, the first Indians infielder since A.L. Rosen in 1953 (75) to lead the circuit in XBH and the most by an Indians infielder since 1B Hal Trosky's 96 in 1936...The last Indians infielder to lead the league in doubles was Lou Boudreau in 1947 (45)...Season was encapsulated into a single day as he tied the Major League record for extra-base hits in a game at Detroit on Sept. 3, going 5-for-5 with 3 doubles and 2 homers, the 13th player in 132-year history of MLB (3rd Indians player) to record 5 extra-base hits in a contest... Was his first career 5-hit game.
- ◆ Became the first player in modern MLB history with as many as 14 extra-base hits over a 7-game span, June 14-19 (*Elias*)...Was the first of two 7-game extra-base hit streaks (also June 29-July 6), the first Indians hitter ever to have two such streaks within the same season, the first MLB hitter since Chase Utley (2008) with two before the All-Star break, just the 7th in MLB since 1913 (**Stats LLC**)...Recorded at least 2 hits in 9 straight games, June 14-21, the longest streak by an Indians batter since 1936 (Roy Hughes)...Joe Jackson had an 11-game multiple hit streak in 1911 and a 10-gamer in 1910...Jose Altuve also had a 9-game streak in 2015...Doubled in a club record 7 straight games, June 14-19, just one shy of the MLB record (Yadier Molina 2016, Derrek Lee 2007).
- ◆ His .957 OPS was the highest among A.L. players who appeared in at least 80 games at third base...That .957 OPS is the highest in MLB history among players who appeared in at least 60 games at both second and third base within the same season...On the year he appeared in 71 games at second (65 starts) and 88 games at third (86 starts)... Club was 47-18 (.723) when he started at second base.
- ◆ Enjoyed six 2-homer games on the season, which was tied for 4th among all MLB hitters behind Stanton's 10 (4/15 wDET, 6/17@MIN, 7/2 & 9/3 @DET, 8/28@NYY, 9/5@CWS)...Also homered from both sides of the plate three times (6/17, 7/2, 9/3) to equal A.L. single-season record (last Teixeira 2009)...April 15 game vs. Detroit featured a career-high 6 RBI... Batted .267 (72/270) w/2 K & .248 (41/165) when behind in the count.
- ◆ Batted .423 (30/71) with 17 runs, 11 2B, 8 HR & 14 RBI over the club's A.L. record 22-game hitting streak, Aug. 24-Sept. 14 (1.405 OPS)...From August 24-end of the season he batted .400 (46/115) with 27 runs, 17 2B, 11 HR and 24 RBI over his final 30 games...That stretch was coming off an 8-for-60 stretch from Aug. 5-23 that dropped his average to .300... Batted .301 (74/246) w/runners on...From June 14-end of the season he batted .342 (124/363) with 74 runs, 43 2B, 4 3B, 21 HR & 56 RBI (1.051 OPS) over the final 92 games of the season...Batting .330 (189/572) at home since the start of the 2016 season...Struck out just five times from September 1 on, a span of 101 plate appearances.

2017 AMERICAN LEAGUE OVERALL RANKINGS

Category	Rank	#
OPS	4th	.957
Average	4th	.318
Doubles	1st	56
Triples	T3rd	6
Hits	5th	186
Runs	4th	107
Extra Base H	1st	91
Total Bases	2nd	341
Slugging %	3rd	.583
Times On	10th	241
On-base %	10th	.374
Multi-hit GMs	16th	52
avg vs. RHP	7th	.312
Road Avg	5th	.322
PA / SO	2nd	9.3
2K Avg.	4th	.267

CLEVELAND INDIANS HISTORY SINGLE-SEASON LEADERS

DOUBLES

1. George Burns (1926)	64
2. Tris Speaker (1923)	59
3. José Ramírez (2017)	56
4. Grady Sizemore (2006)	53
5. Albert Belle (1995)	52
Tris Speaker (1921)	52
Tris Speaker (1926)	52
8. George Burns (1927)	51
Johnny Hodapp (1930)	51
Nap Lajoie (1910)	51

EXTRA BASE HITS

1. Albert Belle (1995)	103
2. Hal Trosky (1936)	96
3. Grady Sizemore (2006)	92
4. José Ramírez (2017)	91
5. Albert Belle (1996)	89
Hal Trosky (1934)	89
7. Tris Speaker (1923)	87
8. Earl Averill (1934)	85
9. Ed Morgan (1930)	84
10. Earl Averill (1932)	83

2017 AMERICAN LEAGUE MOST VALUABLE PLAYER VOTING

Player (Team)	1st	2nd	3rd	4th	5th	PTS
1. Jose Altuve (HOU)	27	3	-	-	-	405
2. Aaron Judge (NYY)	2	27	1	-	-	279
3. José Ramírez (CLE)	1	-	22	6	1	237
4. Mike Trout (LAA)	-	-	6	18	3	197
5. Francisco Lindor (CLE)	-	-	-	4	12	143

RAMÍREZ'S CAREER GAME HIGHS

HITS: 5, September 3, 2017 @DET (all XBH, tied MLB record); **RUNS:** 4, three times, last July 28, 2017 @CWS; **DOUBLES:** 3, two times, last September 3, 2017 @DET; **HR:** 2, six times, last September 5, 2017 @CWS; **RBI:** 6, April 15, 2017 vs. DET; **SB:** 3, August 12, 2016 vs. LAA; **WALKS:** 2, many times; **HITTING STREAK:** 18 games, July 26-August 14, 2016; **GRAND SLAMS:** n/a; **LEAD-OFF HR:** n/a; **"WALK-OFF" HR:** n/a; **PINCH-HIT HR:** 1, Sept. 8, 2015 @CWS (Duke); **EJECTIONS:** 0

Pro Career

- ◆ **2016** Was one of the club's most versatile and valuable players, playing nearly every day between left field and third base in his first full season in the Major Leagues...Appeared at four different positions and started at all nine spots in the batting order as his production eased the loss of Michael Brantley for most of the season....Ranked 4th on the team in fWAR (4.6) behind Lindor, Kluber and Kipnis and was 3rd in MLB in doubles (46)...Made 47 starts (48 games) in left field, 91 starts (117 games) at third base, 3 starts (9 games) at second base and 3 starts (5 games) at shortstop...Was the primary third baseman over the last two months of the season following the release of Juan Uribe (only appeared at 3B after 7/30)...Was lethal in the clutch, hitting .346 (80/231) with runners on base (4th-highest in the American League) and .355 (50/141) with runners in scoring position (T5th-highest in the A.L.)...Hit .366 (26/71) with RISP and two-outs on the year, .636 (7/11) with a runner on third base...Enjoyed a career-high 18-G hitting streak from 7/26-8/14, the longest by an Indian in 2016...From 7/26 thru the end of the season he batted .347 (85/245) with 37 R, 24 2B, 2 3B, 7 HR and 35 RBI...Was the 3rd-hardest player in A.L. to SO (565 at bats, in 62 strikeouts, 9.1:1)...Also ranked 2nd in the A.L. in batting average with two strikes (.275, 79/287) and also recorded an OPS of .728 with two strikes (7th in MLB)...7 of his 11 home runs came after the 6th inning...Became the fourth Indians player (fifth time) to homer and steal three bases in the same game on 8/12 vs. the LA Angels...Became the third Indians player (fourth time) to steal at least 3 bases and score 4 or more runs in the same game, the first since Kenny Lofton in September 2000 (Lofton 2x, Ray Chapman 1918)... .291 (16/55) average on 0-2 counts was 3rd-best in the A.L.... Batted .268 (15/56) in 15 Postseason games, starting each one at third base, with 6 runs, 2 2B, 1 HR, 3 RBI...Lone home run came in Game 5 of World Series at Chicago off Jon Lester...Reached safely in 7 of 12 plate appearances in the ALDS vs. Boston.
- ◆ **2015** Started the year as the every day shortstop and ended the year in a valuable utility role around a two-month stint in AAA Columbus... Started the season off making 43 starts at shortstop (46 games) and was hitting .180 (27/150) with 19 runs, 6 doubles, 1 home run and 8 RBI over the first 46 games of the season before being optioned to AAA Columbus on 6/7...Was recalled for one game on 7/12 when Mike Aviles went on the Family Medical Emergency List and was optioned back to Columbus the next day...Recalled for his third stint on 8/3 and spent the remainder of the season on the Major League roster...Spent off-season working out and boning up on his English at the IMG Academy.
- ◆ **2014** Split the season between AAA Columbus and Cleveland, taking over full-time shortstop duties following the 7/31 Asdrubal Cabrera trade...Was limited in big league camp in March due to off-season thumb surgery suffered in Winter Ball...Finished tied for the A.L. lead w/with 13 sacrifice bunts (Coco Crisp 2005 last Indian to lead/share league lead)... Hit his first Major League home run on 8/9 at New York-AL off Brandon McCarthy...Was 6th among league rookies in batting average and T10th in on-base pct...Was the 9th-youngest player to appear in an American League game in 2014...Named an organizational All-Star by **MILB.com**.
- ◆ **2013** Made the jump from Class-A Lake County in 2012 to AA Akron and eventually the Major Leagues in 2013... He led the Eastern League in stolen bases (38), finished 5th in runs (78)...Finished T1st in the Indians PD system with Tyler Naquin in runs (78)...He entered the 2013 season as the 9th-best prospect in the Indians system according to **MLB.com**... Had only 41 strikeouts in 482 at-bats (534 total plate appearances)...Was on the minor league D.L. from 7/15-30 with a sprained left ankle...Promoted to Cleveland on 9/1 when rosters expanded and made MLB debut that day pinch-running at Detroit...Pinch-ran and scored on two grand slams during his first week with the club and made his first career start at third base on 9/9 vs. KC and collected his first hit (Ervin Santana) and scored his first run that night (2/3, RS)...Injured his left thumb sliding during a winter ball game on 11/22 while playing for Toros del Este in the Dominican Winter League that required surgery on 12/11.
- ◆ **2012** Named an **MILB.com** Organization All-Star at Lake County.
- ◆ **2011** Led the entire Indians Player Development System in batting average (.325) at rookie Arizona.

2016 AMERICAN LEAGUE OVERALL RANKINGS

Category	Rank	#
Average	7th	312
Doubles	2nd	46
Steals	9th	22
Hits	T12th	176
On-base %	10th	.363
Multi-hit GMs	14th	51
avg vs. RHP	8th	.312
Home Avg	2nd	.347
2nd Half Avg.	6th	.329
2nd Half 2B	1st	25
2nd Half hits	4th	91

RAMIREZ' FAVORITES

- Favorite Movie: Sanky Panky
- Favorite Group/Artist: Lito Kirino
- Favorite Athlete Growing Up: Jose Reyes
- Favorite Team Growing Up: Cleveland Indians
- Person Who Has Most Influenced You: Mom and Dad
- Favorite Road City: Kansas City
- Favorite Road Stadium: Kauffman Stadium
- Favorite TV Show: Telemundo

Personal/Miscellaneous

Full name **JOSÉ ENRIQUE RAMÍREZ**...Single...Is on Twitter at @MrLapara...In the off-season he enjoys going to the beach and spending time with his family... 2015 & 2017-2018 Tribe Fest participant...Spent 2015-17 off-season training at the IMG Academy in Bradenton, FL...2017 recipient of the MLBPA Heart and Hustle Award...Teamed up with the Cleveland Coffee company for a signature -Jose!Jose! -blend of coffee to raise money for the Boys and Girls Clubs of Cleveland.



Neil Ramirez

58

Age: 28, born May 25, 1989 in Virginia Beach, VA

Resides: Franklin, TN

Position: Pitcher

Bats: R

Throws: R

Height: 6-4

Weight: 215

ML Service: 3 + 034

Contract Status (Options remaining): Signed thru 2018 (0)

Acquired: November 30, 2017; Signed by Cleveland to a Minor League free agent contract.

YEAR	CLUB	W-L	ERA	G	GS	CG	SHO	SV	IP	H	R	ER	HR	HB	BB	SO	WP	BK	OPPONENTS		
																			AVG	SLG	OBP
2008	Spokane	1-2	2.66	13	13	0	0	0	44.0	25	15	13	5	6	29	52	4	4	.166	.285	.321
2009	Hickory	3-6	4.75	18	14	0	0	0	66.1	58	40	35	8	14	41	56	4	0	.235	.405	.373
2010	Hickory	10-8	4.43	28	26	1	0	0	140.1	150	79	69	14	17	37	142	8	1	.281	.423	.343
2011	Myrtle Beach	0-0	0.00	1	1	0	0	0	4.2	1	0	0	0	0	1	9	1	0	.063	.063	.118
	Round Rock	4-3	3.63	18	18	0	0	0	74.1	63	34	30	6	6	35	86	7	0	.229	.349	.328
	Frisco	1-0	1.89	6	6	0	0	0	19.0	13	4	4	1	1	8	24	1	1	.194	.299	.286
2012	Round Rock	6-8	7.66	15	15	0	0	0	74.0	78	65	63	12	6	31	63	6	0	.271	.469	.352
	Frisco	2-5	4.20	13	12	0	0	0	49.1	47	26	23	6	5	16	45	5	1	.258	.440	.327
2013	Frisco	9-3	3.84	21	21	0	0	0	103.0	77	46	44	8	5	42	127	10	2	.213	.337	.301
	Tennessee	0-0	0.00	1	1	0	0	0	4.2	1	0	0	0	0	2	5	0	0	.071	.071	.188
2014	Iowa	0-0	7.71	6	0	0	0	0	7.0	7	6	6	2	0	5	11	0	0	.250	.500	.364
	Chicago-NL	3-3	1.44	50	0	0	0	3	43.2	29	11	7	2	2	17	53	3	1	.184	.278	.271
	AZL Cubs	0-0	6.75	2	0	0	0	0	1.1	2	2	1	0	0	2	2	0	0	.286	.286	.444
2015	Chicago-NL	1-0	3.21	19	0	0	0	0	14.0	12	5	5	1	0	6	15	2	0	.231	.385	.300
	Tennessee	1-1	3.38	6	0	0	0	0	5.1	3	2	2	0	0	3	8	0	0	.158	.158	.273
	Iowa	0-0	0.00	1	0	0	0	0	0.2	1	0	0	0	0	1	0	0	0	.333	.333	.333
2016	Chicago-NL	0-0	4.70	8	0	0	0	0	7.2	5	4	4	1	0	8	10	3	0	.200	.400	.371
	Milwaukee	0-0	10.80	2	0	0	0	0	1.2	2	2	2	2	0	0	3	0	0	.286	1.143	.286
	Minnesota	0-0	6.14	8	0	0	0	0	14.2	15	10	10	5	0	10	11	2	0	.278	.611	.385
	Rochester	0-0	3.10	16	0	0	0	0	20.1	14	7	7	2	1	7	27	0	0	.197	.338	.272
2017	San Francisco	0-0	8.71	9	0	0	0	0	10.1	15	15	10	2	1	4	18	2	0	.319	.511	.377
	New York-NL	0-1	6.43	20	0	0	0	0	21.0	20	15	15	4	0	17	26	1	0	.247	.420	.370
	Syracuse	2-1	6.14	14	0	0	0	1	14.2	23	10	10	3	0	8	20	1	0	.354	.585	.419
Minor Lge. Totals		39-37	4.39	179	127	1	0	1	629.0	563	336	307	67	61	267	678	47	9	.242	.389	.332
CLEVELAND TOTALS		--	--	--	--	--	--	--	--	--	--	--	--	--	--	--	--	--	--	--	--
American League		0-0	6.14	8	0	0	0	0	14.2	15	10	10	5	0	10	11	2	0	.278	.611	.385
National League		4-4	3.94	108	0	0	0	3	98.1	83	52	43	12	3	52	125	11	1	.224	.378	.319
M.L. TOTALS		4-4	4.22	116	0	0	0	3	113.0	98	62	53	17	3	62	136	13	1	.231	.408	.328

CAREER TRANSACTIONS

- 2007 Drafted by the Texas Rangers in the 1st round (44th pick) of the June amateur draft. Signed 8/15.
- 2013 Trade by the Texas Rangers to the Chicago Cubs to complete an earlier deal made on 7/22/2013 that sent Carl Edwards, Justin Grimm and Mike Olt to the Chicago Cubs for Matt Garza, 8/23.
- 2014 DL - right triceps soreness, 7/26-8/10...rehab at AZL Cubs, 8/6-8.
- 2015 DL - right shoulder inflammation, 4/14-6/28...rehab at AA Tennessee, 6/17-24...rehab at AAA Iowa, 6/25.
- 2015 DL - left abdominal soreness, 7/29-9/8... rehab at AA Tennessee, 8/30-9/7.
- 2016 Selected off waivers by the Milwaukee Brewers from the Chicago Cubs, 5/31.
- 2016 Selected off waivers by the Minnesota Twins from the Milwaukee Brewers, 6/12. Granted Free Agency, 11/7.
- 2016 Signed as a Free Agent with the San Francisco Giants, 11/21.
- 2017 Selected off waivers by the Toronto Blue Jays from the San Francisco Giants, 5/4. Granted Free Agency, 5/14.
- 2017 Signed as a Free Agent with the New York Mets, 5/16. Granted Free Agency, 7/23.
- 2017 Signed as a Free Agent with the Washington Nationals, 7/27. Granted Free Agency, 11/6.
- 2017 Signed as a Free Agent with the Cleveland Indians, 11/30.

FIELDING BY POSITION

PCT	G	PO	2017				PCT	G	PO	CAREER			
			A	E	TC	DP				A	E	TC	DP
1.000	29	4	2	0	6	0	1.000	116	8	6	0	14	0

2017 Season Highlights

- ◆ Spent time in four organizations, making 28 combined appearances with the SF Giants and NY Mets, averaging 12.6 strikeouts per 9.0 IP at the Major League level despite giving up 35 hits and 6 homers in 31.1 innings...Opened the year with the Giants and was claimed off waivers on May 4 after being designated for assignment by San Francisco on April 30 after an 8.71 ERA with the Giants in April...Was on Toronto's Major League roster for four days (did not pitch) before being DFA'd on May 9 and later electing free agency.
- ◆ Signed a Major League deal with the New York Mets on May 16 and was on the Mets roster for two months before being designated for assignment on July 20 and again electing free agency...Signed a Minor League deal with the Washington Nationals on July 27 and spent the remainder of the season at AAA Syracuse...On the year at the Major League level left-handed batters hit just .212 (11/52) off him.

Career Highlights

- ◆ 2016 Bounced around between organizations, spending time with the Chicago Cubs, Milwaukee Brewers and Minnesota Twins...Posted a 4.70 ERA (4ER/7.2IP) in eight games from 4/10-5/18 with the Cubs before being designated for assignment on 5/21...Was acquired off waivers by the Milwaukee Brewers on 5/31, posted a 10.80 ERA (2ER/1.2IP) over two games before being designated for assignment on 6/9...Was acquired off waivers by the Minnesota Twins on 6/12 and later outrighted to Triple-A.
- ◆ 2015 Went 1-0 with a 3.21 ERA (5ER/14.0IP) and two holds in 19 relief outings for Chicago-NL...Missed significant time on the 15-day D.L., 4/16-6/28 (right shoulder inflammation) and 7/29-9/8 (left abdominal soreness)...His outing on 4/15 vs. the Reds was cut short after just three pitches due to right shoulder discomfort...Landed back on the disabled list on 7/29.
- ◆ 2014 Made his Major League debut and posted a 1.44 ERA (7ER/43.2IP) in 50 relief outings for the Cubs...His 1.44 ERA ranked as the second-lowest among rookie relievers with at least 50 appearances (Yankees' Dellin Betances, 1.40 ERA)...His 10.92 strikeouts per 9.0 innings led all N.L. rookie relievers (min. 50 GP) and ranked second in the bigs behind the Yankees' Dellin Betances (13.50)...Also led National League rookie relievers with a .184 batting average against (29/158) and ranked second in the Majors behind Betances' .149 mark...Ranked third among N.L. rookie relievers with 17 holds...It marked the most holds for a Cubs rookie reliever in franchise history...Was recalled from Triple-A Iowa on 4/24, and made his Major League debut the next night in Milwaukee...First career save on 6/5 vs. the Mets, preserving a 7-4 win with a scoreless ninth inning...Earned his first career victory on 6/26 vs. Washington...Was placed on the 15-day D.L. on 7/26 with right triceps soreness.
- ◆ 2013 Went 9-3 with a 3.84 ERA (44ER/103.0IP) and 127 strikeouts in 21 starts for Double-A Frisco before he was claimed off waivers by the Cubs from Texas on 8/23, and assigned to Double-A Tennessee...The move satisfied the player to be named portion of the Rangers-Cubs trade on 7/22...Was named a Texas League Midseason and Postseason All-Star with Double-A Frisco...Ranked fifth overall in the Rangers minor league system with 127 strikeouts...Landed on the seven-day D.L. on 7/21, with right biceps tendinitis.
- ◆ 2012 Was rated as the Rangers fifth-best prospect by **Baseball America** prior to the 2012 season.
- ◆ 2011 Combined to go 5-3 with a 3.12 ERA (34 ER/98.0 IP) and 119 strikeouts in 25 starts between Single-A Myrtle Beach, Double-A Frisco and Triple-A Round Rock...Missed most of July with arm fatigue...Posted a 1.29 ERA (1ER/7.0IP) with five strikeouts in a pair of starts for the Surprise Saguaros in the Arizona Fall League.
- ◆ 2010 Tallied the second-most strikeouts in the South Atlantic League.
- ◆ 2008 Spent his first professional season with Single-A Spokane...Suffered a broken right hand following the season and could not participate in fall instructional league...Rated by **Baseball America** as the fourth-best prospect in the Northwest League and the 15th-best prospect in the Texas system following the 2008 season.
- ◆ 2007 Participated in the Arizona Instructional League after signing on 8/15...Named the organization's 13th-best prospect and Best Curveball by **Baseball America** following the season.

Personal/Miscellaneous

Full name NEIL ANDREW RAMIREZ...Married, Tiffany...Graduated from Kempsville (Va.) High School and was named 2007 **Gatorade** Virginia Baseball Player of the Year during his senior season...Played with Maryland Orioles in the Cal Ripken Sr. Collegiate Baseball League, where he ranked as the No. 1 prospect as a high school player...Was selected to play in 2006 **Aflac** All-American High School Baseball Classic...Earned silver medal with Team USA in the 2006 World Junior Championship, going 1-0 with a 2.89 ERA (3ER/9.1IP) in two tournament starts...Originally signed a letter of intent to attend Georgia Tech...Twitter: @NAndrewRam...Favorite team growing up was the Atlanta Braves, big fan on John Smoltz and Chipper Jones.

RAMIREZ' CAREER GAME HIGHS

K's: 4, three times, last June 13, 2017 vs. Chicago-NL (with NY Mets); BB: 3, three times; LONGEST RELIEF OUTING: 3.0IP, July 17, 2016 vs. Cleveland (with Minnesota); HR: 2, three times, last April 29, 2017 vs. SD; LAST WIN: April 12, 2015 at Colorado; LAST SAVE: June 15, 2014 at Philadelphia; SCORELESS APP STREAK: 11.0IP/12 games; May 8-June 10, 2014.



Rob Refsnyder

33

Age: 27, born March 26, 1991 in Seoul, South Korea

Resides: Phoenix, AZ

Position: Outfielder/Infielder

Bats: R

Throws: R

Height: 6-0

Weight: 200

ML Service: 1 + 107

Contract Status (options remaining): Signed thru 2018 (0)

Acquired: November 20, 2017; Selected off waivers by Cleveland from the Toronto Blue Jays.

YEAR	CLUB	AVG	G	AB	R	H	2B	3B	HR	RBI	SH	SF	HB	BB	SO	SB	CS	SLG	OBP	OPS	E
2012	Charleston SC	.241	46	162	22	39	8	0	4	22	0	1	3	16	25	11	1	.364	.319	.683	2
2013	Charleston SC	.370	13	54	9	20	4	1	0	6	0	0	2	6	12	7	0	.481	.452	.933	5
	Tampa	.283	117	413	66	117	28	2	6	51	2	3	11	78	70	16	6	.404	.408	.812	20
2014	Trenton	.342	60	228	35	78	19	5	6	30	0	0	2	14	38	5	5	.548	.385	.933	9
	Scranton/WB	.300	77	287	47	86	19	1	8	33	1	2	2	41	67	4	4	.456	.389	.845	3
2015	Scranton/WB	.271	117	450	66	122	28	2	9	56	1	6	9	56	73	12	2	.402	.359	.761	18
	New York-AL	.302	16	43	3	13	3	0	2	5	0	0	0	3	7	2	0	.512	.348	.859	1
2016	Scranton/WB	.316	54	209	25	66	10	1	2	20	0	3	1	17	30	6	0	.402	.365	.767	7
	New York-AL	.250	58	152	25	38	9	0	0	12	0	3	1	18	30	2	1	.309	.328	.637	5
2017	Scranton/WB	.312	38	138	20	43	11	2	2	12	0	2	4	15	30	2	1	.464	.390	.854	2
	New York-AL	.135	20	37	3	5	1	1	0	0	0	0	0	3	8	2	0	.216	.200	.416	1
	Buffalo	.417	4	12	3	5	1	0	0	2	0	0	0	3	2	0	0	.500	.533	1.033	0
	Toronto	.196	32	51	5	10	1	0	0	0	0	0	1	5	9	2	1	.216	.281	.496	3
Minor Lge. Totals		.295	526	1953	293	576	128	14	37	232	4	17	34	246	347	63	19	.432	.381	.812	66
CLEVELAND TOTALS		--	--	--	--	--	--	--	--	--	--	--	--	--	--	--	--	--	--	--	--
American League		.233	126	283	36	66	14	1	2	17	0	3	2	29	54	8	2	.311	.306	.617	10
National League		--	--	--	--	--	--	--	--	--	--	--	--	--	--	--	--	--	--	--	--
M.L. TOTALS		.233	126	283	36	66	14	1	2	17	0	3	2	29	54	8	2	.311	.306	.617	10

CAREER TRANSACTIONS

2012 Selected by the New York Yankees in the 5th round(187th overall) of the June draft. Signed 7/6.

2017 Traded by the New York Yankees to the Toronto Blue Jays for Ryan McBroom, 7/23.

2017 Selected off waivers by Cleveland from the Toronto Blue Jays, 11/20.

POSTSEASON RECORD

YEAR	CLUB	AVG	G	AB	R	H	2B	3B	HR	RBI	SH	SF	HBP	BB	SO	SB	CS	E
2015	NY (ALWC v HOU)	.000	1	3	0	0	0	0	0	0	0	0	0	0	0	0	0	0

FIELDING BY POSITION

PCT	G	PO	2017				PCT	G	PO	CAREER				
			A	E	TC	DP				A	E	TC	DP	
.958	20	26	43	3	72	8	Second Base	.957	43	41	93	6	140	17
.900	14	9	0	1	10	0	Outfield	.976	41	37	3	1	41	0
1.000	6	23	0	0	23	2	First Base	.985	31	189	5	3	197	13
-	-	-	-	-	-	-	Third Base	-	1	-	-	-	-	-
.962	40	58	43	4	105	10	Totals	.974	116	267	101	10	378	30

2017 Season Highlights

- ◆ Split the season between the New York and Toronto organizations...Opted out of spring training and was recalled for the first of four times by the Yankees on May 2...Last stint with the Yankees came June 26-July 14 before being designated for assignment on July 19 and traded to the Blue Jays four days later...Was assigned to AAA Buffalo after the acquisition and was recalled on July 29 by Toronto and spent the remainder of the season at the Major League level with the Blue Jays.
- ◆ Overall on the year appeared in 20 games at second base, 10 games in LF, 6 games at first base and 4 games in right field...Second career 3-hit game, Aug. 12 vs. Pittsburgh...Has gone 112 games and 281 plate appearances since his last home run (10/1/15 vs. BOS)...Was 2-for-28 vs. LHP on the year.

Pro Career

- ◆ **2016** Hit .250 (38/152) with 25 runs, 9 2B and 12 RBI in 58 games (21 starts at 1B, 14 in RF, 5 at 2B and 4 in LF) over 3 stints with the Yankees (5/17-26, 5/30-8/11 and 9/2-10/2)...Entering the season, had never played 1B or LF in his professional career...His .321 (17-for-53) batting average through his first 20 career games (7/11/15-6/2/16) was the highest by a Yankee since Kevin Thompson hit .323 (10/31) in his first 20 career games from 2006-07...Mark was surpassed by Gary Sánchez (.366) later in 2016...Doubled in five straight starts from 10/3/15-6/4/16, becoming the first Yankee to do so since José Molina from 4/4-11/08 (also five straight)...Became the first Yankee to begin a season with at least 1 double in each of his first four starts since at least 1913.
- ◆ **2015** Batted .302 (13/43) with 3 runs, 3 3B, 2 HR, 5 RB in 16 games with the Yankees (12 starts at 2B) over two stints with the Yankees (7/11-19 and 9/1-10/4)...Became just the second South Korea-born player to play for the Yankees, joining RHP Chan Ho Park (27 relief appearances for the team in 2010)...Became only the fourth South Korea-born position player in Major League history (also Texas OF Shin-Soo Choo, Pittsburgh INF Jung Ho Kang and former INF Hee-Seop Choi)...Made his Major League debut in 7/11 loss at Boston, starting at 2B and going 0-for-3...Selected to the Yankees' 25-man roster from AAA Scranton prior to the game...Hit two-run HR off Alexi Ogando—the first homer of his Major League career—in the ninth and was 2-for-4 in 7/12 win at Boston...Recorded his first career hit with a seventh-inning single off Tommy Layne...Became the first Yankees second baseman since at least 1914 to homer in either of his first two Major League games...Started at 2B in the A.L. Wildcard game vs. Houston...At the time of his call-up on 9/1, ranked fifth in the Int'l League with 56 walks... Following the season, was ranked by **Baseball America** as the No. 8 prospect in the Yankees organization...Was also tabbed by **MiLB.com** as an Organization All-Star.
- ◆ **2014** Combined with Double-A Trenton and Triple-A Scranton/WB, batting .318 (164/515) with 82 runs, 38 2B, 6 3B, 14 HR & 63 RBI, a .387 OBP and .497 slugging pct...Ranked third among Yankees minor leaguers in batting average...Was promoted to Scranton/WB on 6/10 and spent the remainder of the season there, batting .300 (86/287) with 47R, 19 doubles, 8 HR and 33 RBI in 77 games...Following the season, was ranked by **Baseball America** as the Yankees' seventh-best prospect... Also tabbed an Organization All-Star by **MiLB.com**...was also named to the **Baseball America** Triple-A All-Star Team.
- ◆ **2013** Combined with A Tampa and A Charleston to bat .293 (137/467) with 75 runs, 32 doubles, 3 triples, 6 HR and 57 RBI in 130 G...Ranked 3rd among Yankees minor leaguers in batting average and 4th in steals (23)...Ranked second in the Florida State League in walks (78) and OBP (.408)...Following the season, was tabbed by **MiLB.com** as an Organization All-Star.

Personal/Miscellaneous

Full name **ROBERT DANIEL REFSNYDER**...Twitter: @Rob_Refsnyder...Married, Monica...Born in Seoul, South Korea and adopted by Clint and Jane Refsnyder when he was five months old (his older sister, Elizabeth, was also adopted)...In January 2017, spent time in the Dominican Republic working with Striking Out Poverty through Food for the Hungry, a non-profit organization that offers access to clean water, medical aid, food and educational opportunities to children living in underserved areas...In 2016, designed a T-shirt, with proceeds going to benefit "A Kid's Place of Tampa Bay," a non-profit organization that provides foster care for abused, neglected or abandoned children in the Tampa area...Was elected by fans as A.L. East finalists for the 2016 Marvin Miller Man of the Year Award, which recognizes a player's on-field performances and contributions to his community...Attended Laguna Hills High School (Calif.), where he played baseball, basketball and football...As a junior, was named "Player of the Year" in his conference as an outside linebacker...The following year, he was a quarterback, leading his team to an undefeated season and a state championship...Attended the University of Arizona and was an outfielder...As a junior, was a member of the 2012 College World Series Champion Arizona Wildcats, earning CWS "Most Outstanding Player" honors...Won a gold medal at the IBAF World Youth Championships in Venezuela with the USA Youth National Team in 2007...Sister, Elizabeth, played softball at Kenyon College...Father, Clint, played basketball at Muhlenberg College.

REFSNYDER'S FAVORITES

Favorite Movie: Shawshank Redemption
Favorite Group/Artist: The Beatles
Favorite School Subject: History
Favorite Athlete Growing Up: Kobe Bryant
Favorite Team Growing Up: LA Lakers
Person Who Has Most Influenced You: Mom and Dad
Favorite Road City: Toronto
Favorite Road Stadium: Fenway Park
Favorite TV Show: The Office

REFSNYDER'S CAREER GAME HIGHS

HITS: 3, two times, August 12, 2017 vs. Pittsburgh (w/TOR); **RUNS:** 2, six times, last Sept. 4, 2016 at Baltimore; **DOUBLES:** 1, 14 times; **HR:** 1, two times, last October 1, 2015 vs. Boston; **RBI:** 2, two times, last May 21, 2016 at Oakland; **SB:** 1, 8 times; **WALKS:** 2, Sept. 30, 2015 vs. Boston; **HITTING STREAK:** 5 games, two times, last August 5-Sept. 9, 2016; **GRAND SLAMS:** n/a; **LEAD-OFF HR:** n/a; **WALK-OFF™ HR:** n/a; **PINCH-HIT HR:** n/a; **EJECTIONS:** 0



Nellie Rodríguez

81

Age: 23, born June 12, 1994 in New York, NY

Resides: New York, NY

Position: First Base

Bats: R

Throws: R

Height: 6-2

Weight: 250

ML Service: 0 + 000

Contract Status: Signed thru 2018

Acquired: Selected by Cleveland in the 15th round (473rd overall) in the 2012 First-Year Player Draft.

YEAR	CLUB	AVG	G	AB	R	H	2B	3B	HR	RBI	SH	SF	HB	BB	SO	SB	CS	SLG	OBP	OPS	E
2012	AZL Indians	.229	32	109	19	25	7	3	4	17	0	1	2	24	41	0	0	.459	.375	.834	6
2013	Lake County	.194	47	160	18	31	7	0	1	13	1	1	0	26	53	0	0	.256	.305	.561	3
	Mahoning Valley	.287	73	261	32	75	16	0	9	37	0	1	4	29	61	0	2	.452	.366	.818	5
2014	Lake County	.268	130	485	67	130	32	3	#22	88	0	3	2	60	142	0	0	.482	.349	.832	11
2015	Lynchburg	.275	108	396	65	109	32	2	*17	*84	1	8	4	51	122	1	0	.495	.357	*.852	11
	Akron	.118	25	93	7	11	2	0	4	14	0	2	1	9	37	0	0	.269	.200	.469	3
2016	Akron	.250	132	492	66	123	28	2	26	85	0	6	6	*75	186	1	0	.474	.352	.826	8
2017	Columbus	.170	120	377	38	64	14	0	17	49	1	2	0	53	181	0	0	.342	.271	.613	10
Minor Lge. Totals		.239	667	2373	312	568	138	10	100	387	3	24	19	327	823	2	2	.432	.333	.765	57

CAREER TRANSACTIONS

2012 Selected by the Cleveland Indians in the 15th round of the June draft.

2017 Season Highlights

- ◆ Endured a tough season at Triple-A Columbus at just 23 years of age...Finished last in the Int'l League in average, OPS and on-base pct. among qualified hitters and was third in the league in strikeouts...Did not hit above .219 in any month of the season...Appeared in 108 games at first base...Did get better as the season went along, hitting .223 (32/143) in the second half with 7 HR and 23 RBI (.722 OPS) after posting a .137 average and .546 OPS in the first half.

Pro Career

- ◆ 2016 Spent the entire season in AA Akron where he was named an organizational All-Star by **MILB.com** for the second straight season....Led the Eastern League in walks (75) and was 3rd in the league in home runs, 5th in RBI and tied for 9th in runs scored...His 26 homers were 3rd in the Indians Minor League system and his RBI were 4th-most...Was named to the Eastern League Midseason All-Star team.
- ◆ 2015 Finished 2nd in home runs (21) and led the organization in RBI for the second straight season with 98 on his way to Carolina League MVP honors at A Lynchburg and a spot on the Midseason and Postseason league All-Star team... Was a **MILB.com** Organizational All-Star...Led the Carolina League in homers (17), OPS (.852) and RBI (84) and was 2nd in total bases (196), 4th in doubles (32) and 6th in runs.
- ◆ 2014 Second in the Indians system in homers and led the org in RBI (88) at Lake County...Was tied for first in the Midwest League in HR, 3rd in RBI, 6th in OPS and 7th in doubles...Named to **Baseball America** low Class-A Postseason All-Star team...Has never been on the D.L. in his Minor League career.

Personal/Miscellaneous

Full name NELSON RODRÍGUEZ (twitter: @RealNellieRod)...Single...Was a catcher in high school at George Washington High School in Upper Manhattan....Attended the same high school and played for the same coach as Manny Ramirez (Nellie's favorite player growing up was Manny)...Found out he was drafted by the Indians in 2012 when his mother called him while picking up his prom outfit...His father passed away when he was 10 from complications associated with ALS.



Danny Salazar

31

Age: 28, January 11, 1990 in Santo Domingo, DR

Resides: Santo Domingo, DR

Position: Pitcher

Bats: R

Throws: R

Height: 6-0

Weight: 195

ML Service: 3 + 162

Contract Status (options): Signed thru 2018 (0)

Acquired: July 3, 2006; Signed as non-drafted free agent by Cleveland.

YEAR	CLUB	W-L	ERA	G	GS	CG	SHO	SV	IP	H	R	ER	HR	HB	BB	SO	WP	BK	OPPONENTS		
																			AVG	SLG	OBP
2007	DSL Indians	5-3	1.96	14	14	0	0	0	64.1	52	25	14	1	5	12	49	3	0	.221	.298	.271
2008	GCL Indians	4-2	2.87	11	11	0	0	0	53.1	46	19	17	5	3	13	43	1	1	.231	.342	.286
2009	Lake County	5-7	4.44	21	20	0	0	0	107.1	114	60	53	10	7	40	65	11	2	.271	.428	.341
2010	Lake County	1-1	4.45	7	7	0	0	0	32.1	34	16	16	7	1	13	23	3	0	.272	.512	.345
2011	AZL Indians	0-0	2.70	5	5	0	0	0	6.2	6	3	2	1	1	2	11	1	0	.231	.500	.300
	Lake County	0-2	3.38	3	3	0	0	0	8.0	8	4	3	0	2	2	7	2	0	.258	.290	.343
2012	Carolina	1-2	2.68	16	16	0	0	0	53.2	46	17	16	3	0	19	53	4	1	.237	.335	.304
	Akron	4-0	1.85	6	6	0	0	0	34.0	25	8	7	1	0	8	23	1	0	.203	.268	.252
2013	Akron	2-3	2.67	7	7	0	0	0	33.2	27	10	10	1	0	10	51	0	1	.220	.325	.278
	Columbus	4-2	2.73	14	13	0	0	1	59.1	44	21	18	4	2	14	78	0	0	.207	.315	.261
	CLEVELAND	2-3	3.12	10	10	0	0	0	52.0	44	18	18	7	0	15	65	3	0	.226	.374	.281
2014	CLEVELAND	6-8	4.25	20	20	1	1	0	110.0	117	57	52	13	3	35	120	3	0	.272	.423	.328
	Columbus	4-6	3.71	11	11	2	0	0	60.2	58	28	25	7	1	28	76	6	1	.243	.393	.323
2015	Columbus	1-0	0.00	1	1	0	0	0	6.0	4	0	0	0	0	0	7	0	0	.200	.200	.200
	CLEVELAND	14-10	3.45	30	30	0	0	0	185.0	156	79	71	23	7	53	195	3	2	.226	.387	.286
2016	CLEVELAND	11-6	3.87	25	25	0	0	0	137.1	121	61	59	16	2	63	161	9	3	.235	.379	.318
2017	CLEVELAND	5-6	4.28	23	19	0	0	0	103.0	94	51	49	14	3	44	145	6	0	.242	.399	.322
	Akron	0-1	16.20	1	1	0	0	0	1.2	3	3	3	1	1	2	3	0	0	.375	.875	.545
	Columbus	1-1	2.89	2	2	0	0	0	9.1	6	3	3	3	0	5	13	0	0	.188	.469	.297
	Mahoning Valley	1-0	0.00	1	1	0	0	0	5.0	2	0	0	0	0	2	7	2	0	.125	.125	.222
	Minor Lge. Totals	33-30	3.14	120	118	2	0	1	535.1	475	217	187	44	23	170	509	34	6	.237	.365	.302
	CLEVELAND TOTALS	38-33	3.82	108	104	1	1	0	587.1	532	266	249	73	15	210	686	24	5	.240	.393	.308
	American League	38-33	3.82	108	104	1	1	0	587.1	532	266	249	73	15	210	686	24	5	.240	.393	.308
	National League	--	--	--	--	--	--	--	--	--	--	--	--	--	--	--	--	--	--	--	--
	M.L. TOTALS	38-33	3.82	108	104	1	1	0	587.1	532	266	249	73	15	210	686	24	5	.240	.393	.308

CAREER TRANSACTIONS

2006 Signed by the Cleveland Indians as a free agent, 7/3.

2016 DL - right elbow inflammation, 8/2-17.

2017 DL - right shoulder soreness, 6/4-7/21...rehab AAA Columbus, 7/6 & 7/16...rehab AA Akron, 7/1...rehab A Mahoning Valley, 7/11.

2017 DL - right elbow inflammation, 8/21-9/4.

ALL-STAR GAME PITCHING RECORD

YEAR	CLUB	W-L	ERA	G	GS	CG	SHO	SV	IP	H	R	ER	HR	HB	BB	SO	WP	BK
2016	Cleveland (at SD)																	

POSTSEASON PITCHING RECORD

YEAR	CLUB	W-L	ERA	G	GS	CG	SHO	SV	IP	H	R	ER	HR	HB	BB	SO	WP	BK
2013	CLE (ALWC vTB)	0-1	6.75	1	1	0	0	0	4.0	4	3	3	1	0	2	4	0	0
2016	CLE (WS vCHI)	0-0	0.00	2	0	0	0	0	3.0	1	0	0	0	0	2	4	1	0
2017	CLE (ALDS vNYY)	0-0	0.00	1	0	0	0	0	1.2	0	1	0	0	0	2	3	0	0
	TOTALS	0-1	3.12	4	1	0	0	0	8.2	5	4	3	1	0	6	11	1	0

FIELDING BY POSITION

PCT	G	PO	2017				DP	Pitcher	PCT	G	PO	CAREER			
			A	E	TC	DP						A	E	TC	DP
.889	23	3	5	1	9	0		.928	108	25	39	5	69	3	

PITCHERS HITTING

2017					CAREER				
AVG	AB	H	HR	RBI	AVG	AB	H	HR	RBI
.000	0	0	0	0	.000	14	0	0	0

2017 Season Highlights

- ◆ Showed flashes of brilliance throughout the campaign, but season never got fully on track due to inconsistency and injuries, which forced him onto the disabled list twice and limited him to 19 starts and 103.0 innings...Struck out 145 batters in 103.0 innings, the 2nd-highest strikeout per 9.0 IP ratio in the Majors among pitchers with at least 100.0 IP (see box at right)...Was on the 10-day D.L. from June 4-July 21 (right shoulder soreness) and August 21-Sept. 4 (right elbow soreness).
- ◆ Went 2-2 with a 4.34 ERA in 5 April starts (29.0IP, 26H, 14ER, 14BB, 42SO), going at least 5.0 IP in all five starts...His 42 strikeouts for the month were 2nd-most in the A.L. behind Chris Sale (52) and third-most in MLB (Jacob deGrom 44)...Led the Majors with an average of 13.03 strikeouts-per-9.0 innings in April...Struck out six-or-more batters in each of his first six starts of the season, becoming the longest streak to begin the season by an Indians pitcher since Gaylord Perry also had six such starts in 1975.
- ◆ Proceeded to go 1-3 with a 6.94 ERA in 5 May starts (23.1IP, 29H, 18ER, 6HR, 14BB, 31SO) before being relegated to bullpen duty after start of May 27 vs. KC (season-high 5 walks)...Allowed a career-high 4 home runs on May 16 vs. Tampa Bay, a season-high among Indians pitchers...Made first regular season relief appearance on June 1 vs. Oakland (1.0IP, 1H, 0R) and again on June 3 at KC before being shelved with shoulder soreness... During his first stint on the disabled list, made four Minor League rehab appearances (2 with Columbus, 1 each with Akron and Mahoning Valley)...Went 2-2 in his rehab outings with a 3.38 ERA (6ER/16.0IP) before being activated for the second half run on July 22 vs. Toronto (ND, 7.0IP, 1H, 0R, 0BB, 8SO).
- ◆ In six starts off the D.L. he went 2-1 w/a 2.67 ERA (37.0IP, 30H, 11ER, 10BB, 51SO), striking out a career-high 12 batters on August 15 at Minnesota....Allowed a career-high 12 hits on August 20 at KC & was placed on the D.L. for a second time with elbow soreness (8/21-9/4)...Was activated for Sept. 5 start at CWS, going just 0.2IP on a limited pitch count, his shortest career start...Pitched in relief on Sept. 11 and Sept. 15 before making spot start on Sept. 21 at the LA Angels (ND, 2.2IP, 2H, 1R, 4SO)...In his last start of the year fanned 9 over 4.2 shutout IP on Sept. 27 vs. Minnesota (16 batters faced).
- ◆ In relief he posted an ERA of 1.59 (5.2IP, 5H, 1ER, 7SO) in 4 outings...Since the start of the 2015 season, Salazar has averaged 10.60 strikeouts-per-9.0 innings, the third-best rate in the A.L. & seventh-best in MLB (min. 300.0IP)...Enjoyed seven starts in which he fanned 9+ batters...Batters hit .299 (46/154) against him with runners on base and .260 (19/73 with RISP)...Right-handed batters recorded an OPS of just .671... Strikeout rate of 53.5% (145/271) with two strikes this season (best among non-qualified SPs in MLB)...Opponents are hitting .144 (43-for-299) against changeup since the start of 2016.

2017 MAJOR LEAGUE PITCHERS SO per 9.0 innings	
1 Chris Sale (BOS)	12.93
2 Danny Salazar (CLE)	12.67
3 Robbie Ray (ARI)	12.18
4 Max Scherzer (WSH)	12.02
5 Corey Kluber (CLE)	11.71
6 Chris Archer (TB)	11.15
min. 100 IP	

INDIANS HISTORY(100 IP) SO per 9.0 IP , SINGLE-SEASON	
Player (Year)	SO
1. Danny Salazar (2017)	12.670
2. Corey Kluber (2017)	11.710
3. Sam McDowell (1965)	10.714
4. Carlos Carrasco (2015)	10.584
5. Danny Salazar (2016)	10.551
6. Sam McDowell (1966)	10.420
7. Corey Kluber (2014)	10.273

INDIANS HISTORY(500 IP) SO per 9.0 IP , CAREER	
Player	SO/9.0IP
1. Danny Salazar	10.512
2. Corey Kluber	9.907
3. Herb Score	9.349
4. Sam McDowell	9.210
5. Carlos Carrasco	8.937
6. Trevor Bauer	8.693

Pro Career

- ◆ 2016 Season limited to 137.1 IP and 25 starts as he was hindered by arm troubles that plagued much of his second half and shut him down the last 3 weeks of the season after earning his first career All-Star selection in the first half...Went 10-3 with a 2.75 ERA in 17 first half starts (104.2IP, 77H, 32ER, 46BB, 118SO, 9HR) and ranked 2nd in the league in ERA and opp. batting average (.204) at the break, 6th in strikeouts and tied for 5th in wins...Season began to go off the rails around the All-Star break after making his last start of the first half on 7/9 vs. New York-AL (5.2IP, 8H, 6R/ER) and was not available for the Mid-Summer Classic due to arm fatigue (also had start skipped for similar reasons in early June)...Made his first start of the second half on July 19 at KC (last win, final 7GS w/o win)...Was on the D.L. from 8/2-17 with right elbow inflammation and did not pitch after 9/9 due to strained flexor musculature in his right forearm...Overall in the second half he went 1-3 with a 7.44 ERA (32.2IP, 44H, 27ER, 17BB, 43SO, 7HR, .321 avg), the 4th-highest ERA in MLB in the second half (min. 30IP)...Voted A.L. Pitcher of the Month for June, compiling a 5-0 record with a 1.91 ERA and 35 strikeouts in 33.0 IP over 5 starts to claim his first career A.L. Pitcher of the Month Award...Won a career-high 7 straight decisions from 5/28-7/19, which equaled a club season high...On 6/29 at Atlanta, held the Braves scoreless on five hits and no walks with eight strikeouts over 7.0 IP...Became the first Cleveland pitcher to notch 10 wins by 7/1 since Masterson in 2013...According to the **Elias Sports Bureau**, he is the third Indians pitcher with 10+ wins & 100+ strikeouts over the first 15 starts of a season, joining Feller (4x) and Luis Tiant...Rehabbed between Arizona and the Major League club during the first two rounds of the Postseason, throwing simulated innings during intermittent stretches of the first two rounds...Produced a pair of scoreless outings in relief in the World Series vs. Chicago.

◆ **2015** Enjoyed a career season, starting the year with AAA Columbus... Finished the year with single-season career highs in wins (14), starts (30), innings pitched (185.0), strikeouts (195), win percentage (.583) and quality starts (18)... Set single-season career lows in WHIP (1.13), average against (.226) and hits per 9.0IP (1.12)... His .226 opponents batting average was the 13th-lowest in MLB (5th-lowest in A.L., see box at right)... Appeared in one Minor League game with the Clippers after being optioned to Columbus on 3/27, tossing 6.0 scoreless IP at Indianapolis on 4/10... Recalled to start the 4/18 game at Minnesota... Earned victories in each of his first 3 starts with the Tribe from 4/18-29... Fanned a then career-high 11 batters twice in the first half (4/24 & 5/10), tallying the 5th-most K's among A.L. hurlers prior to the All-Star Break (116 SO)... Went 6-6 in the second half, posting a 3.13 ERA (30ER/86.1IP), holding the opposition to just a .215 average against (69/321) while posting the 9th-lowest ERA in the A.L. after the break... Finished just 5 strikeouts shy of 200 for the 2015 campaign (195 K's), 7th-most in the A.L. (including his 1 start at AAA he fanned 202 batters)... Struck out 3-or-more batters in his first 43 career starts, snapping the streak on 6/30 when he only managed 2 K's in 7.2 innings of work... Marked the 5th-longest streak to start a career behind Texas' Yu Darvish (83), Chicago-NL's Mark Prior (50), New York NL's Matt Harvey (47) and Washington's Stephen Strasburg (44)... Longest such streak by a Tribe pitcher since 1914, as he passed Bob Feller who managed to pull the trick in 42 straight outings... Was also the 2nd-fastest Indians hurler (since 1914) to reach 300 strikeouts (46 appearances) as Herb Score did so in his 40th career appearance.

2015 AMERICAN LEAGUE RANKINGS		
Category	Rank	#
WHIP	8th	1,130
Wins	T8th	14
ERA	12th	3.45
Adjusted ERA	8th	123
Hits/9.0IP	6th	7.59
SO per 9.0IP	5th	9.487
Avg. All'd	5th	.226
Stg% All'd	9th	.387
OB% All'd	10th	.286
Strikeouts	7th	195
SO/BB ratio	11th	3.68
GB:FB ratio	9th	1.93
AVG vRHH	9th	.220

◆ **2014** It was a tale of two seasons for Salazar, who opened the year in the Indians rotation, going 1-4 with a 5.53 ERA in 8 starts from 4/4-5/15 (40.2IP/25ER, .301 AVG) before being sent to AAA Columbus on 5/16... Returned on 7/22 and spent most of the second half in the Indians rotation, going 5-4 with a 3.50 ERA in 12 starts (69.1IP, 68H, 27ER, 18BB, 73K, .255 AVG)... Strong second half was highlighted with this first career complete game and shutout on 9/3 vs. Detroit (9.0IP, 8H, 0R, 0BB, 9K, career-high 118P)... Salazar became the first Indians pitcher to toss a CG shutout against Detroit since Jaret Wright on 6/11/98 at Tiger Stadium... According to MLB, Salazar (24 years, 235 days) became the youngest pitcher in the Majors dating back to at least 1914 to shut out the Tigers with 9+K's and zero walks... In his second start of 4/10 at Chicago-AL, Salazar became the only pitcher in baseball's modern era (since 1900) to record 10 strikeouts in an outing lasting fewer than 4.0 complete innings (3.2 IP, 6 H, 5 R-ER, 2 BB, 10 SO)... Only 2 other hurlers have struck out 10 batters in exactly 4.0 IP: Boston's "Smoky" Joe Wood in 1909 and Seattle's Felix Hernandez in 2013 (tied his career-high and set season-high for single-game strikeouts)... Posted a 2014 club-high and career-best 21.0 consecutive scoreless innings from 8/23-9/8.

2015 AMERICAN LEAGUE AVERAGE AGAINST LEADERS	
1. Marco Estrada (TOR)	.203
2. Dallas Keuchel (HOU)	.217
3. Sonny Gray (OAK)	.217
4. Chris Archer (TB)	.220
5. Danny Salazar (CLE)	.226

◆ **2013** Enjoyed a rapid ascent to the Major Leagues after beginning the season as Double-A Akron's opening day starter and concluding the season with a Postseason start... His 65 strikeouts through his first 10 career starts were the most by a Tribe hurler over the last 57 years (Score had a club record 92 in 81.0IP in 1955)... His 11.25 strikeouts per 9.0IP (52.0IP, 65K) are the most in club history among pitchers w/at least 7 starts and 50IP, just ahead of 17-year old Bob Feller's 11.03 SO/9.0IP (62.0IP, 76K)... Was the club's starting pitcher in the first Postseason game since 2007, losing to the Tampa Bay Rays, 4-0, in the A.L. Wild Card Game... Began the year at Akron, before being promoted to AAA Columbus on 5/7... At the time of his promotion to Columbus on 5/12, Salazar led the Eastern League in strikeouts (51) and ranked 8th in ERA (2.67)... Promoted to Cleveland on 7/11 to make his Major League debut when the club needed a spot starter before the break... Won his debut vs. Toronto in sterling fashion, fanning 7 over 6.0-innings of 1-run ball, becoming the first Tribe pitcher since 1964 and just the fourth overall in then 113-year history of the franchise to strike out at least 7 batters in a debut... Defeated reigning N.L. Cy Young winner, R.A. Dickey, becoming just 4th pitcher to win his MLB debut over a defending Cy Young (first since LAD Edwin Jackson over ARI Randy Johnson in 2003)... Recalled for a second and final time on 8/7... At the time of his promotion he ranked 1st among all Minor Leaguers in SO per 9.0IP (12.5) and 14th in strikeouts... In his second start, Salazar registered a career-high 10 strikeouts on 8/7 vs. Detroit, which were the most by an Indians rookie pitcher since 2004 (Kaz Tadano)... In his first career start at Chicago-AL on 9/13, Salazar became the first MLB pitcher since at least 1916 to record 9 strikeouts in less than 4.0 innings, while not allowing a single run (3.2 IP, 4 H, 0 R, 9 K)... Finished the season strong, going 1-1 w/a 2.52 ERA in 5 September starts.

INDIANS PITCHERS WHO WON MLB DEBUT w/6.0IP & 7 or more SO		
Date	Pitcher	Opponent (SO/IP)
4/5/55	Herb Score	at DET (9 SO/9.0 IP)
7/19/64	Luis Tiant	at NYY (11 SO/9.0 IP)
7/11/13	Danny Salazar	vs. TOR (7 SO/6.0 IP)

SALAZAR'S FAVORITES
Favorite Movie: The Avengers
Favorite Group/Artist: Banda Real
Favorite Athlete Growing Up: Pedro Martinez
Favorite Team Growing Up: Boston Red Sox
Person Who Has Most Influenced You: Uncle (Basilio Alvarado)
Favorite Road City: Chicago
Favorite Road Stadium: Target Field
Favorite Thing to Do Away From Baseball: Cavs games
Favorite TV Show: Two and Half Men

- ◆ **2012** Split the season between A Carolina and AA Akron and was dominant over his last 7 outings of the season...Opened the year in the Mudcats rotation and did not throw more than 4.1 innings or 68 pitches in any of his first 15 starts...Over his last 10 starts at Carolina his ERA was 2.02 (35.2IP, 31H, 8ER)...Promoted to Akron on 8/3 and made 6 starts...Combined on the year in 22 starts he was 5-2 with a 2.36 ERA (87.2IP, 71H, 23ER, 27BB, 76K, 1.118WHIP)...After the regular season fanned 17 batters in 11.1 innings in the Eastern League playoffs...Named the 7th-best prospect in the Indians system by **Baseball America** entering 2013.
- ◆ **2011** Spent first four months of the season rehabbing out of the Goodyear, AZ complex before making 5 starts for the Arizona League Indians starting on 8/3...Rehab transferred to Lake County on 8/27, making 3 starts (8.0IP, 8H, 3ER, 2BB, 7K)...After the season, pitched for Carta Vieja, league champion of the Panamanian Winter League (1.74ERA, 41.1IP, 38H, 8ER, 9BB, 29K).
- ◆ **2010** Made 7 starts at A Lake County from 4/10-5/18 before being shut down for the season with right elbow soreness that eventually required reconstructive right elbow surgery on 8/10.
- ◆ **2008** Finished 3rd in the league in starts, 4th in runners per 9.0IP (10.46) and 9th in ERA (2.87) in the Gulf Coast League.


Personal/Miscellaneous

Full name **DANIEL DARIEL SALAZAR (del Rosario)**...On Twitter @DannySalazar67...Participated in 2016-18 Tribe Fest and is very active in the community.

SALAZAR'S CAREER GAME HIGHS

Low-hit CG: 8-hitter, September 3, 2014 vs. DET; **K's:** 12, August 5, 2017 vs. NYY; **BB's:** 6, May 11, 2016 @HOU; **LONGEST START:** 9.0IP, September 3, 2014 vs. DET; **WINNING STREAK:** 7 games, May 28-July 19, 2016; **LOSING STREAK:** 4 games, August 1, 2016 - April 12, 2017; **HR:** 4, May 16, 2017 vs. TB; **SHORTEST GS:** 0.2IP, September 5, 2017 @CWS; **CG:** 1, September 3, 2014 vs. DET; **CG SHO:** 1, September 3, 2014 vs. DET; **CAREER 10+ STRIKEOUT GAMES:** 13, last August 15, 2017 @MIN; **CONSECUTIVE SCORELESS IP:** 21.0, August 23-September 8, 2014.

SPRING INVITEE



Richie Shaffer

62

Age: 27, born March 15, 1991 in Flemington, NJ

Resides: Raleigh, NC

Position: Infielder

Bats: R

Throws: R

Height: 6-3

Weight: 225

ML Service: 0 + 103

Contract Status (options remaining): Signed thru 2018 (2)

Acquired: January 26, 2017; Claimed by Cleveland off waivers from the Cincinnati Reds.

YEAR CLUB	AVG	G	AB	R	H	2B	3B	HR	RBI	SH	SF	HB	BB	SO	SB	CS	SLG	OBP	OPS	E
2012 Hudson Valley	.308	33	117	25	36	5	2	4	26	0	1	4	16	31	0	0	.487	.406	.893	4
2013 Charlotte	.254	122	469	55	119	33	1	11	73	0	9	6	35	106	6	0	.399	.308	.707	18
2014 Montgomery	.222	119	427	58	95	28	4	19	64	1	2	5	56	119	4	0	.440	.318	.759	26
2015 Montgomery	.262	39	149	22	39	10	0	7	27	1	1	1	23	49	3	0	.470	.362	.832	3
Durham	.270	69	244	42	66	17	1	19	45	0	4	3	31	74	1	1	.582	.355	.937	9
Tampa Bay	.189	31	74	11	14	3	0	4	6	0	1	3	10	32	0	1	.392	.307	.699	1
2016 Durham	.227	119	428	49	97	27	0	11	48	0	2	1	65	135	4	1	.367	.329	.695	15
Tampa Bay	.250	20	48	5	12	6	0	1	4	0	1	0	5	18	0	1	.438	.315	.752	1
2017 Columbus	.227	131	463	69	105	18	1	30	89	1	3	12	67	188	4	0	.464	.338	.802	10
Minor Lge. Totals	.242	632	2297	320	557	138	9	101	372	3	22	32	293	702	22	2	.442	.334	.776	85
CLEVELAND TOTALS	--	--	--	--	--	--	--	--	--	--	--	--	--	--	--	--	--	--	--	--
American League	.213	51	122	16	26	9	0	5	10	0	2	3	15	50	0	2	.410	.310	.720	2
National League	--	--	--	--	--	--	--	--	--	--	--	--	--	--	--	--	--	--	--	--
M.L. TOTALS	.213	51	122	16	26	9	0	5	10	0	2	3	15	50	0	2	.410	.310	.720	2

FIELDING BY POSITION

PCT	2017						CAREER							
	G	PO	A	E	TC	DP	PCT	G	PO	A	E	TC	DP	
-	-	-	-	-	-	-	First Base	.993	21	128	13	1	142	10
-	-	-	-	-	-	-	Third Base	.941	12	10	6	1	17	3
-	-	-	-	-	-	-	Outfield	1.000	5	3	0	0	3	0
-	-	-	-	-	-	-	Totals	.988	38	141	19	2	162	13

CAREER TRANSACTIONS

- 2009 Selected by the Los Angeles Dodgers in the 25th round of the June draft, but did not sign.
 - 2012 Selected by the Tampa Bay Rays in the 1st round (25th pick) of the June draft. Signed 7/13.
 - 2016 Traded by Tampa Bay with Taylor Motter to Seattle for Dalton Kelly, Andrew Kittredge and Dylan Thompson, 11/18.
 - 2016 Selected off waivers by the Philadelphia Phillies from the Seattle Mariners, 12/14.
 - 2016 Selected off waivers by the Cincinnati Reds from the Philadelphia Phillies, 12/23.
 - 2017 Selected off waivers by the Cleveland Indians from the Cincinnati Reds, 1/26.
-

Career Highlights

- ◆ In 2015 was named the Rays' Minor League Player of the Year and played for the U.S. team in the **SiriusXM** All-Star Futures Game at Great American Ball Park...In 2013 and 2015 was an **MLB.com** Rays Organization All-Star...Also in 2015 was a **Baseball America** Class-AAA All-Star...In 2013 was a Florida State League Postseason All-Star.

2017 Season Highlights

- ◆ Spent the entire season at Triple-A Columbus...Finished second in the International League in home runs (30) and strikeouts, tied for second in RBI (89), tied for fourth in walks (67) and fifth in slugging pct. (.464)...Led organizational hitters in homers and was tied for first (Bobby Bradley) in RBI...Appeared in 57 games in left field, 26 games in right field and at first base and 18 games at third base...Hit .239 off RHP (.817 OPS) and .191 off LHP (.757 OPS)...From August 1 thru the end of the season he batted .155 (18/116) with 7 HR & 17 RBI over his last 33 games...Was an International League Midseason All-Star and was named the game's Top Star (HR, 2B).

Pro Career

- ◆ 2016 Spent most of the season at Class-AAA Durham, but appeared in 20 games during three stints with the Rays (8/3-8/9, 9/20-8/23, 9/6-remainder of the season)...Appeared in 11 games at first base, 4 games at third base and 2 games in the outfield (RF) for the Rays...On 12/23 was claimed off waivers by the Reds and claimed by the Indians on 1/26...Designated for assignment on 1/30 by Cleveland and outrighted to AAA Columbus roster on 2/2 (invited to spring training as NRI)...Entered the season rated by **Baseball America** the Rays' 11th-best prospect overall and the player in their organization with the Best Power and Best Outfield Arm...In **BA's** annual Best Tools survey of minor league managers, was tabbed the Best Power Prospect and Best Infield Arm in the International League.
- ◆ 2015 At Class-AA Montgomery and Class-AAA Durham was named the Rays' Minor League Player of the Year after leading the organization w/26 HR while tying for second w/72 RBI...In his Major League debut produced 4 HR in 31 games during 2 stints with the Rays (8/3-8/15, 9/1-remainder of the season)...Was promoted on 8/3 and that night at CWS started at 1B...Became only the second Rays batter to reach base via hit by pitch in his first career plate appearance (Delmon Young, 8/29/06 at CWS)...Recorded his first career hit the next night in his second appearance, when off CWS Daniel Webb he teamed with Asdrúbal Cabrera on back-to-back HR...Became the eighth Rays batter to homer for his first Major League hit, the third to do it in 2015 (Nathan Karns, Mikie Mahtook)...Despite just 69 apps for Durham, ranked T4th in the I.L. in HR...On 6/12 at Louisville, became just the 3rd player in Durham's Class-AAA history to hit 3 homers in a game.
- ◆ 2014 Among all Rays minor league players ranked first in HR and third in RBI...Entered the season rated by **MLB.com** the Rays' 10th-best prospect...Following the season was rated by **Baseball America** the best Power Hitter in TB's system.
- ◆ 2013 At Class-A Charlotte was an **MLB.com** Rays Organization All-Star and a Florida State League Postseason All-Star...Following the season played for Salt River in the prestigious Arizona Fall League (16G, .277, 4 2B, 6 RBI)...Entered the season rated by **MLB.com** the Rays' ninth-best prospect.
- ◆ 2012 Rated by **Baseball America** the seventh-best prospect in the Rays' organization.

Personal/Miscellaneous

Full name RICHARD MICHAEL SHAFFER /SHAY-fur/. Married, Danielle...Attended Providence High School in Charlotte, NC...Played at Clemson University, where he became the first player in school history to be named first team All-Atlantic Coast Conference at 2 infield positions (1B, 3B)...Played 1B his first 2 seasons for the Tigers (2010-2011) before moving across to 3B as a junior (2012)...In his career at Clemson hit .325/.449/.562 (47 2B, 30 HR, 137 RBI), including .336/.480/.573 in his final year (10 HR, 46 RBI)...In the June 2012 draft was rated the top prospect in the state of South Carolina...At Clemson, wore uniform #8 in honor of childhood hero Cal Ripken Jr...On 9/20/98, at age 7 went to Camden Yards to watch Ripken play in person for the first time...That day, Ripken's Major League record streak of consecutive games played ended at 2,632...IF Brad Miller, a teammate at Clemson and with Tampa Bay, was a groomsman in Shaffer's wedding...Twitter @ Rshaff8...Dad, Rick, grew up in Cleveland and was an Indians fan growing up.

SHAFFER'S CAREER GAME HIGHS

HITS: 3, two times, last September 27, 2016 at Chicago-AL; **RUNS:** 3, August 9, 2015 vs. NY Mets; **DOUBLES:** 2, September 27, 2016 at Chicago-AL; **HR:** 1, 5 times, last September 16, 2016 at BAL; **RBI:** 2, September 16, 2016 at BAL; **SB:** n/a; **BB:** 2, two times, last September 14, 2015 vs. NY Yankees; **HITTING STREAK:** 3 games, Sept. 25-28, 2016; **GRAND SLAMS:** n/a; **INSIDE-THE-PARK-HR:** n/a; **WALK-OFF HR:** n/a; **PH HR:** n/a.



Eric Stamets

66

Age: 26, born September 25, 1991 in Dublin, OH

Resides: Columbus, OH

Position: Infielder

Bats: R

Throws: R

Height: 6-0

Weight: 190

ML Service: 0 + 000

Contract Status: Signed thru 2018

Acquired: July 28, 2015; Acquired by the Cleveland Indians from the Los Angeles Angels in exchange for OF David Murphy.

YEAR	CLUB	AVG	G	AB	R	H	2B	3B	HR	RBI	SH	SF	HB	BB	SO	SB	CS	SLG	OBP	OPS	E
2012	Cedar Rapids	.274	62	248	34	68	13	1	1	20	1	0	3	15	35	7	2	.347	.323	.670	9
2013	Inland Empire	.281	126	506	80	142	28	4	4	53	*21	2	8	34	66	16	4	.375	.335	.710	17
2014	Arkansas	.235	106	344	46	81	13	1	4	23	7	2	5	24	62	11	1	.314	.293	.607	12
2015	Arkansas	.248	62	214	17	53	13	1	3	23	6	2	1	18	25	5	3	.360	.306	.666	5
	Akron	.197	33	117	14	23	1	1	1	12	3	4	2	8	14	2	0	.248	.252	.500	0
2016	Akron	.258	69	244	47	63	17	2	6	28	2	4	9	21	67	8	1	.418	.335	.753	11
	Columbus	.164	22	73	7	12	0	1	1	9	1	3	3	3	28	1	0	.233	.220	.452	5
2017	Columbus	.251	101	334	49	84	23	0	15	47	6	3	7	30	87	8	0	.455	.324	.779	9
	Akron	.325	14	40	7	13	3	1	1	5	1	1	0	8	13	2	0	.525	.429	.954	1
Minor Lge. Totals		.254	595	2120	301	539	111	12	36	220	48	21	38	161	397	60	11	.369	.316	.684	69

CAREER TRANSACTIONS

2012 Selected by the Los Angeles Angels in the 6th round (207th overall) of the June Draft.

2015 Acquired by Cleveland from the Los Angeles Angels in exchange for David Murphy, 7/28.

2017 Season Highlights

◆ Enjoyed a solid season between AA Akron and AAA Columbus, hitting a career-high 16 home runs, including 8 over a 12-game stretch from May 27-June 16...Enjoyed two-homer games on both May 28-29 vs. Norfolk and hit 3 solo homers on June 16 vs. Gwinnett...Earned him an International League All-Star berth...May 26-June 6, went 13-for-18 with 4 2B, 5HR & 12 RBI over 5 games...Started the year in Columbus, was with Akron, April 22-May 13, and then spent the remainder of the season with the Clippers (13 of his homers came in Huntington Park).

Pro Career

◆ **2016** Split the season between AA Akron and AAA Columbus, hitting a combined .237 (75/317) with 17 doubles, 3 triples, 7 home runs (career-high) and 37 RBI in 91 games (.684 OPS)...Was on the D.L. from 5/12-23 and most of June with a left hamstring strain...Hit .318 (7/22) in 7 Eastern League playoff games for the EL champs (3 R, 2B, HR, 4 RBI, 7 walks).

◆ **2015** Acquired at the trade deadline in exchange for David Murphy and was assigned to AA Akron...Combined on the year he batted .230 (76/331) with 14 2B, 2 3B, 4 HR and 35 RBI in 95 games...Appeared on 33 games at shortstop for Akron and did not make an error in 33 games/141 chances... On the year registered a .988 fielding pct. at short between the two stops (5E, 411TC)...Was a non-roster invitee to Major League camp for the third time in spring training with the Angels...Missed over a month from 4/17-5/23 with a dislocated left shoulder and torn labrum, suffered while running the bases on 4/16 vs. Frisco.

◆ **2014** After the season appeared in 14 games for Mesa in the Arizona Fall League.

◆ **2013** Named Angels Organizational Defensive Player of Year...Led all of Minor League baseball with 21 sac hits... Missed May with a lacerated finger.

Personal/Miscellaneous

Full name ERIC JAMES STAMETS IStAY-mets...On Twitter: @EZdoezit8... Wife, Kaitlyn... Attended Dublin Scioto High School (OH) and University of Evansville (IN)... At University of Evansville, was two-time All-Missouri Valley Conference performer, 2010 MVC Freshman of Year and 2012 MVC Defensive Player of Year... 2011 Cape Cod League All Star... Graduated from Dublin Scioto in 2009 where he was a first-team all-Ohio and Mizuno All-Star selection as a senior... Also played basketball and football at Dublin Scioto... His father, James, is from Cleveland and ran indoor track at Ohio State... Grew up an Indians fan; his favorite player growing up was Omar Vizquel.



Cole Sulser

68

Age: 28, born March 12, 1990 in Santa Ysabel, CA

Resides: Santa Ysabel, CA

Position: Pitcher

Bats: R

Throws: R

Height: 6-1

Weight: 195

ML Service: 0 + 000

Contract Status: Signed thru 2018

Acquired: Selected by Cleveland in the 25th round (741st overall) in the 2013 First-Year Player Draft.

YEAR	CLUB	W-L	ERA	G	GS	CG	SHO	SV	IP	H	R	ER	HR	HB	BB	SO	WP	BK	OPPONENTS		
																			AVG	SLG	OBP
2013	Mahoning Valley	3-2	1.83	15	9	0	0	0	54.0	37	12	11	1	2	9	60	1	0	.191	.263	.234
2014	Carolina	4-13	5.62	25	23	0	0	0	125.0	135	92	78	9	6	35	120	6	1	.274	.407	.326
	Akron	0-1	3.27	2	2	0	0	0	11.0	9	6	4	2	1	2	9	0	0	.225	.425	.279
2015									---INJURED, DID NOT PLAY---												
2016	Lynchburg	1-1	4.12	12	0	0	0	2	19.2	21	12	9	1	1	4	25	2	0	.276	.382	.313
	Columbus	0-0	1.69	2	1	0	0	0	5.1	3	1	1	0	0	7	0	0	.158	.211	.158	
	Akron	1-4	4.81	28	2	0	0	5	39.1	44	21	21	1	1	13	38	3	0	.280	.363	.335
2017	Akron	1-1	2.93	10	0	0	0	1	15.1	12	7	5	2	0	4	11	1	0	.222	.352	.271
	Columbus	2-0	2.63	35	0	0	0	2	48.0	47	15	14	3	0	26	59	2	0	.257	.344	.348
Minor Lge. Totals		12-22	4.05	129	37	0	0	10	317.2	308	166	143	19	11	93	329	15	1	.253	.362	.309

CAREER TRANSACTIONS

2013 Selected by the Cleveland Indians in the 25th round of the June draft.

2017 Season Highlights


◆ Pitched solely in relief during the year and flourished, posting a combined ERA of 2.70 in 45 outings between AA Akron and AAA Columbus (63.1IP, 59H, 19ER, 30BB, 70SO)...Began the year at Akron and was promoted to Columbus on May 17...Over his first 14 outings with the Clippers he allowed just 1 earned run in 21.1 innings (15 hits, 24 SO)...Did not allow a run over his last five games over 7.0 IP...Tossed at least 2.0 IP of relief in 8 outings with Columbus and 16 outings of at least 1.2 IP...Following the season went 1-1 with a 3.86 ERA in 10 relief outings for Estrellas in the Dominican Winter League (9.1IP, 7H, 4ER, 9SO).

Pro Career

- ◆ 2016 Worked his way back from reconstructive elbow surgery between three levels, posting a combined 4.34 ERA in 42 games/3 starts (64.1IP, 68H, 31ER, 17BB, 70SO).
- ◆ 2015 Missed the entire season due to a right elbow reconstruction.
- ◆ 2014 Finished 2nd for Carolina with 120 strikeouts and recorded the 3rd-highest strikeouts-per-9.0 innings ratio (8.64) among starters in the Carolina League.
- ◆ 2013 Finished the season with back-to-back 10 strikeout performances and totaled 25 punchouts over his final 17.0 innings (3 starts): sported a 0.53 ERA during that stretch.

Personal/Miscellaneous

Full name COLE YOUNG SULSER...Single...Graduated from Ramona High School (CA) in 2008 and played four years at Dartmouth in New Hampshire...Missed the 2012 season (right elbow reconstruction) and returned for his senior season in 2013...As a junior in 2011 he was first-team All-Ivy League...Valley League Pitcher of the Year in 2008 at Ramona HS...First team all-state and second team All-California Interscholastic Federation as a junior and won Social Science Achievement Award, Ramona Leadership Award and U.S. Marine Corps Scholastic Excellence as a senior...Engineering major at Dartmouth... Brother, Beau, pitched at Dartmouth and was the 10th round selection in 2017 draft by Pittsburgh (signed and pitched in NYPL)...Growing up enjoyed watching the hometown Padres, Greg Maddux and Roy Halladay.



Josh Tomlin

43

Age: 33, born October 19, 1984 in Tyler, TX

Resides: Whitehouse, TX

Position: Pitcher

Bats: R

Throws: R

Height: 6-1

Weight: 190

ML Service: 7 + 033

Contract Status: Signed thru 2018

Acquired: Selected by Cleveland in the 19th round (581st overall) in the 2006 First-Year Player Draft.

YEAR	CLUB	W-L	ERA	G	GS	CG	SHO	SV	IP	H	R	ER	HR	HB	BB	SO	WP	BK	OPPONENTS			
																			AVG	SLG	OBP	
2006	Mahoning Valley	8-2	2.09	15	15	0	0	0	77.1	56	24	18	5	4	15	69	3	0	0	.196	.302	.244
2007	Lake County	10-3	3.30	26	15	0	0	0	103.2	103	44	38	10	7	19	89	5	0	0	.255	.408	.299
	Kinston	1-1	3.58	6	5	0	0	0	27.2	24	13	11	0	0	12	20	2	0	0	.231	.298	.303
2008	Kinston	9-5	2.98	40	9	1	1	3	102.2	82	40	34	10	7	16	109	9	0	0	.222	.373	.264
	Buffalo	1-0	3.86	1	1	0	0	0	7.0	6	3	3	2	0	1	3	0	0	0	.250	.542	.280
2009	Akron	14-9	4.16	26	25	0	0	0	145.0	149	81	67	21	7	27	125	3	0	0	.266	.461	.307
2010	Columbus	8-4	2.68	20	17	1	0	0	107.1	83	34	32	11	2	33	80	4	0	0	.212	.340	.276
	CLEVELAND	6-4	4.56	12	12	1	0	0	73.0	72	38	37	10	3	19	43	1	0	0	.264	.458	.315
2011	CLEVELAND	12-7	4.25	26	26	0	0	0	165.1	157	80	78	24	3	21	89	3	0	0	.248	.438	.274
2012	CLEVELAND	5-8	6.36	21	16	0	0	0	103.1	126	74	73	18	3	25	56	4	0	0	.301	.518	.342
2013	AZL Indians	0-0	0.00	2	2	0	0	0	2.0	1	0	0	0	0	0	2	0	0	0	.143	.143	.143
	Lake County	0-0	0.00	3	1	0	0	0	4.1	1	0	0	0	0	0	4	0	0	0	.067	.067	.067
	Akron	0-0	1.50	2	2	0	0	0	6.0	3	1	1	0	1	0	4	0	0	0	.143	.190	.182
	Columbus	2-0	2.40	3	3	0	0	0	15.0	12	4	4	0	2	0	11	0	0	0	.222	.259	.250
CLEVELAND	0-0	0.00	1	0	0	0	0	2.0	2	0	0	0	0	0	0	0	0	0	0	.250	.250	.250
2014	Columbus	2-1	2.25	6	6	1	1	0	40.0	26	10	10	5	0	10	33	0	0	0	.191	.353	.245
	CLEVELAND	6-9	4.76	25	16	1	1	0	104.0	120	66	55	18	1	14	94	6	0	0	.281	.478	.303
2015	AZL Indians	0-0	9.00	1	1	0	0	0	2.0	3	2	2	0	0	0	3	0	0	0	.333	.556	.333
	Akron	0-0	0.00	1	1	0	0	0	2.2	3	0	0	0	0	1	2	0	1	0	.300	.400	.364
	Mahoning Valley	0-1	7.36	1	1	0	0	0	3.2	3	3	3	0	0	2	3	1	0	0	.250	.417	.333
	Columbus	1-2	4.22	4	4	0	0	0	21.1	25	10	10	3	0	1	17	0	0	0	.298	.512	.302
CLEVELAND	7-2	3.02	10	10	2	0	0	65.2	47	22	22	13	2	8	57	1	0	0	.195	.415	.227	
2016	CLEVELAND	13-9	4.40	30	29	0	0	0	174.0	187	97	85	36	3	20	118	4	0	0	.269	.487	.291
2017	CLEVELAND	10-9	4.98	26	26	1	0	0	141.0	166	80	78	23	4	14	109	1	0	0	.294	.493	.315
	Mahoning Valley	0-0	2.45	1	1	0	0	0	3.2	8	5	1	1	0	0	4	1	0	0	.421	.789	.421
Minor Lge. Totals		56-28	3.14	158	109	3	2	3	671.1	588	274	234	68	30	137	578	28	1	235	.385	.881	.281
CLEVELAND TOTALS		59-48	4.65	151	135	5	1	0	828.1	877	457	428	142	19	121	566	20	0	269	.473	.297	.297
American League		59-48	4.65	151	135	5	1	0	828.1	877	457	428	142	19	121	566	20	0	269	.473	.297	.297
National League		--	--	--	--	--	--	--	--	--	--	--	--	--	--	--	--	--	--	--	--	--
M.L. TOTALS		59-48	4.65	151	135	5	1	0	828.1	877	457	428	142	19	121	566	20	0	269	.473	.297	.297

CAREER TRANSACTIONS

- 2005 Selected by the San Diego Padres in the 11th round of the June draft. Did not sign.
- 2006 Selected by the Cleveland Indians in the 19th round of the June draft. Signed on 6/9.
- 2011 DL - right elbow strain, 8/25-remainder of season.
- 2012 DL - right wrist strain, 5/8-27.
- 2012 DL - right elbow reconstruction, 8/13-remainder of season.
- 2013 DL - right elbow rehab, 3/31-8/24...rehab at Rookie Arizona, 7/26-29...rehab at A Lake County, 8/1-11...rehab at AA Akron, 8/7-16...rehab at AAA Columbus, 8/22-24.
- 2015 DL - right shoulder surgery, 4/4-7/30...rehab at AZL Indians, 7/5...rehab at AA Akron, 7/10...rehab at A Mahoning Valley, 7/15...rehab at AAA Columbus, 7/20-30.
- 2017 DL - left hamstring strain, 7/31-8/31...rehab short-season A Mahoning Valley, 8/25.

POSTSEASON PITCHING RECORD

YEAR	CLUB	W-L	ERA	G	GS	CG	SHO	SV	IP	H	R	ER	HR	HB	BB	SO	WP	BK
2016	CLE (ALDS vBOS)	1-0	3.60	1	1	0	0	0	5.0	4	2	2	0	0	1	4	0	0
	CLE (ALCS vTOR)	1-0	1.59	1	1	0	0	0	5.2	3	1	1	0	0	2	6	0	0
	CLE (WS vCHI)	0-1	7.71	2	2	0	0	0	7.0	8	6	6	1	0	2	1	0	0
2017	CLE (ALDS vNYY)	1-0	0.00	2	0	0	0	0	3.0	0	0	0	0	0	0	4	0	0
TOTALS		3-1	3.92	6	4	0	0	0	20.2	15	9	9	1	0	5	15	0	0

FIELDING BY POSITION

2017								CAREER							
PCT	G	PO	A	E	TC	DP		PCT	G	PO	A	E	TC	DP	
.955	26	9	12	1	22	1	Pitcher	.954	151	76	91	8	175	9	

PITCHERS HITTING

2017					CAREER				
AVG	AB	H	HR	RBI	AVG	AB	H	HR	RBI
.143	7	1	0	0	.368	19	7	0	1

2017 Season Highlights

- ◆ Penned another solid season, spending the entire campaign in the rotation around a one-month stint on the disabled list in August with a strained hamstring...Once again led the Major Leagues in fewest walks per 9.0 IP (0.89, 3rd-lowest mark in franchise history) and strikeout-to-walk ratio (7.79, marked a new franchise record) among pitchers with at least 140.0 IP...Walked just 14 batters all season (585 batters) and surpassed the double-digit win mark for the third time in his career.
- ◆ It was tale of two seasons for Josh as he went 4-9 with a 6.17 ERA over his first 16 starts (86.0IP, 117H, 59ER, 11BB, 64SO, .325 avg) thru July 1 before going 6-0 with a 3.11 ERA over his last 10 starts after July 6 (55.0IP, 49H, 19ER, .240 avg, 3BB, 45SO)... In six starts during Sept/October, he went 3-0 with a 3.52 ERA (12ER/30.2 IP)...Was lifted after 4.0 innings of a hitless start at Chicago-AL on July 30 with a left hamstring strain, and spent the next month on the disabled list, July 31-August 31.
- ◆ Went 1-3 in the month of June with a 6.75 ERA (19ER/25.1IP)...Finished the month of May with a 1-3 record and a 3.58 ERA (13ER/32.2IP)...Lone May win came in the 5th complete game of his career on May 28 vs. Kansas City when he allowed one run on six hits while striking out three batters...Went 2-3 with an 8.87 ERA in five April starts, marking his highest career ERA for the month of April.
- ◆ After allowing a season-high three walks in his start vs. Minnesota on June 25, Tomlin saw his franchise record streak of 45 consecutive starts allowing two-or-fewer walks come to an end...Streak dated back to September 26, 2015, and was the longest active streak in Major League Baseball at the time...Tomlin last allowed four walks on August 27, 2010, after which he began a still-active streak of 129 straight starts allowing three-or-fewer walks, ranking as the longest streak in club history as well as the 3rd-longest stretch in MLB history.
- ◆ In three starts during the Indians' historic 22-game winning streak, Tomlin went 2-0 with a 2.76 ERA (5ER/16.1IP)...Induced 18 double play ground balls, tied for 13th-most in the American League... As a starter, walked just 34 of 1,307 batters (2.6%) since the start of 2016 (Rank: 1st in MLB)...Did not walk a batter his last 19 IP (3 starts)...Batters hit .318 (67/211) off him with runners on base, .341 (47/138) when he was behind in the count and .339 (37/109) with RISP.

INDIANS HISTORY	
WALKS per 9.0IP, CAREER	
Player	BB/9 IP RATIO
1. Josh Tomlin	1.315
2. Red Donahue	1.404
3. Addie Joss	1.408
4. Bill Bernhard	1.547
5. Dick Donovan	1.553

INDIANS HISTORY	
SO:BB RATIO, CAREER	
Player	SO/BB RATIO
1. Corey Kluber	4.942
2. Josh Tomlin	4.678
3. Carlos Carrasco	3.813
4. Greg Swindell	3.321
5. Danny Salazar	3.267

SO:BB RATIO, SINGLE-SEASON	
Player	SO/BB RATIO
1. Josh Tomlin (2017)	7.786
2. Corey Kluber (2017)	7.361
3. Josh Tomlin (2014)	6.714
4. Josh Tomlin (2016)	5.900
5. CC Sabathia (2007)	5.649

Pro Career

- ◆ 2016 Had a solid season in the back-end of the Indians rotation, amassing career-bests in wins, innings, starts and strikeouts...Finished the season on a strong note over his last four starts after compiling an ERA of 10.00 in August to finish second on the club in wins...Did not walk a batter of his last 31.0 innings (last walk 8/25) and walked just 2.8% (20/722) of his batters faced...Went 3-0 with a 3.18 ERA in 3 April starts (17.0IP, 14H, 6ER) and went on to win his first 7 decisions of the season thru 5/24, becoming the first Indians pitcher since Dennis Martinez (9-0) in 1995 to start a season 7-0... Went 9-2 with a 3.51 ERA (39ER/100.0IP) in 16 pre All-Star break starts, his nine wins were his most before the All-Star break since he won 10 games before the break in 2011 and his 3.51 ERA was his lowest career first-half ERA...Did not start from 8/31-9/13 save one relief appearance on 9/5 vs. Houston... 1.75 ERA over his final 4 starts of the season starting on 9/14...Went 2-1 with a 4.58 ERA in 4 Postseason starts (17.2IP, 15H, 9ER, 5BB, 11SO)...Won deciding Game 3 of ALDS in Fenway Park and Game 2 of the ALCS vs. Toronto.

MAJOR LEAGUE LEADERS, 2016	
SO-to-WALK RATIO	
1. Rick Porcello (BOS)	5.906
2. Josh Tomlin (CLE)	5.900
3. Chris Sale (CHW)	5.178
4. Max Scherzer (WSH)	5.071
5. Noah Syndergaard (NYM)	5.070
6. Madison Bumgarner (SFG)	4.648

INDIANS CLUB HISTORY	
LOWEST BB PER 9.0IP	
1. Addie Joss (1908)	0.83
2. Josh Tomlin (2016)	1.03
3. Josh Tomlin (2011)	1.14
4. Bill Bernhard (1903)	1.14
5. Addie Joss (1909)	1.15
6. Greg Swindell (1991)	1.17

- ◆ **2015** Josh spent the first four months rehabbing after undergoing right shoulder surgery in March...Was activated from the 60-day D.L. on 7/31 and optioned to AAA Columbus where he made one start before joining the Major League club on 8/15...After joining the Indians on 8/15, Tomlin ranked among A.L. pitchers in average against (3rd), opponents on-base percentage (1st, .227), strikeout to walk ratio (1st, 7.13), wins (T1st), hits-per 9.0 innings (5th, 6.44), innings pitched (3rd), strikeouts (T10th) and WHIP (1st, .084)... The right-hander made 6 rehab starts and one minor league start in the Indians Player Development System...Had the best month of September in his career, going 3-1 with a 3.00 ERA (11ER/33.0IP) across five outings, holding opponents to a .197 clip (24/122)...Tossed 2 complete games in the month of September, his third and fourth career CG's, respectively...Scattered 4 hits in 9.0 innings of work in an 8-1 victory against Detroit on 9/4 (9.0IP, 4H, 1R/ER, 1BB, 6SO), his first CG since 6/28/14 at Seattle...Logged his second complete game of 2015 in a 2-0 loss against Kansas City on 9/15 at Progressive Field (9.0IP, 4H, 2R/ER, 1HR, 0BB, 6SO)...Recorded 5+ strikeouts in each of his first 8 consecutive outings to begin his season, the longest streak by an Indians hurler to begin a season since Justin Masterson pulled the trick in his first 13 outings in 2013...Tomlin held opposing hitters to a .195 clip (47/241), limiting lefties to a .156 average (19/122)... His .195 average against was the 8th-lowest mark by any A.L. hurler that has logged 50.0+ innings of work in 2015...Allowed just 9 hits with runners on (164, 9/55) and 6 hits (.240, 6/25) with runners in scoring position...Signed a two-year contract extension on 1/26/2015 with a club option for 2018.

2015 MLB PITCHERS, LOWEST W + H / IP (whip) (min. 65IP/10GS)		
1. Josh Tomlin (CLE)		.838
2. Zack Greinke (LAD)		.844
3. Jake Arrieta (CHC)		.865
4. Clayton Kershaw (LAD)		.881
5. Max Scherzer (WSH)		.918
6. Jacob deGrom (NYM)		.979
7. Masahiro Tanaka (NYY)		.994

INDIANS PITCHERS, LOWEST ERA, 1985-2015 (min. 65IP/10GS)		
1. Tom Candiotti (1991)		2.24
2. Corey Kluber (2014)		2.44
3. Cliff Lee (2008)		2.54
4. Bartolo Colon (2002)		2.55
5. Kevin Millwood (2005)		2.86
6. Charles Nagy (1992)		2.96
7. Josh Tomlin (2015)		3.02

- ◆ **2014** Josh spent the season between AAA Columbus and starting Indians rotation before ending the season in relief... Was with Cleveland from 5/6-7/24 and again from 8/5 thru the end of the season...20.0 inning AAA scoreless streak from 4/20-5/1, capped by a 9.0-inning, 3-hit shutout (0BB, 10K) in his start at Durham on 5/1 before his 5/5 promotion to Cleveland...Appeared in emergency relief on 5/21 vs. Detroit, pitching the last 3.0IP of a 13.0 inning, 11-10, balk-induced win (3.0IP, 2H, 1R/ER, 1BB, career relief-high 6K)...He was scheduled to start the next night at Baltimore (the 6 relief SO were a 2014 club-high)...Season lost some footing after that as he went 1-4 w/a 5.35 ERA in 6 starts (33.2IP, 44H, 29R/20ER) from 5/26-6/22 that took his ERA from 2.91-4.39...Enjoyed a career-best start on 6/28 at Seattle, one-hitting the Mariners, while fanning a career-high 11 batters (0 walks), recording the only complete game/shutout of his career (Kyle Seager 1B in 5th inning)...Dating back to 1914, Tomlin's effort was just the 21st game (there are now 22) in Major League history that a starting pitcher threw CG shutout, allowed one or fewer hits coupled with at least 11 K's and zero walks...The only other game in club history (17,715 games prior to Tomlin's outing dating back to 1901) under such parameters was Len Barker's perfect game on May 15, 1981 vs. Toronto (9.0 IP, 11 SO)...According to *Elias*, Tomlin's effort was just the 3rd such game in which a Tribe pitcher faced one over the minimum (Barker and 1977 Dennis Eckersley no-hitter) in a CG SHO w/ double-digit strikeouts (Feller had 3 no-hitters and 12 one-hitters)... Kershaw (6/18 vCOL) and Bumgarner (8/26 vCOL) both did it in 2014...Was the first CG one-hitter by an Indians pitcher since LHP Billy Traber on 7/8/03 vs. NYY...Appeared in 8 games in relief over his second stint and for the year out of the 'pen he was 2-1 w/a 6.75 ERA in 9 games (10.2IP, 17H, 8ER).

INDIANS CLUB HISTORY LOWEST BB PER 9.0IP		
1. Red Donahue (1903)		0.790
2. Addie Joss (1908)		0.831
3. Josh Tomlin (2017)		0.894
4. Josh Tomlin (2016)		1.034
5. Bill Bernhard (1903)		1.141
6. Josh Tomlin (2011)		1.143
7. Addie Joss (1909)		1.15

- ◆ **2013** Josh spent the first four months of the 2013 season rehabbing from August 2012 right elbow reconstruction before making rehab appearances for the Rookie Arizona club, Class-A Lake County, AA Akron and at AAA Columbus prior to his August 24 activation and option to Columbus...Rehab began on 7/26 at Rookie Arizona in Goodyear...Promoted to Cleveland after the Minor League season ended on 9/3 and made his first Major League appearance since August 2012 in relief on 9/12 at Chicago-AL, working 2.0 scoreless innings in his lone Major League appearance of 2013.

2016 AMERICAN LEAGUE RANKINGS		
Category	Rank	#
WHIP	11th	1.19
SO/BB ratio	2nd	5.9
Baserunners/9IP	11th	10.86
BB per 9.0IP	1st	1.03
On-base% all'd	8th	.291
Run Support	15th	5.12
HR all'd	2nd	36

- ◆ **2012** Season-ending right elbow reconstruction on 8/22 that delayed his 2013 campaign...Underwent right elbow surgery on 8/22 in Anaheim, CA by Dr. Lewis Yocum...Was placed on the 15-day D.L. on 8/13.

◆ **2011** Had a successful season despite not pitching after 8/24 due to right elbow inflammation...At the time of his D.L. stint he was T9th in the A.L. in wins (12)...Built on the consistency he showed at the end of 2010, going at least 5.0 innings in his first 25 starts of the season, giving him at least 5.0IP in his *first* 37 consecutive Major League appearances, a modern day Major League record...His 37 straight starts of at least 5.0IP to begin a career matched former Indian John Farrell (1987-88) for the most consecutive starts since 1919 to start a career...Overall he went at least 6.0IP in 23 of 26 starts on the season...The 5.0IP streak ended in his final start (4.2IP) of the season vs. Seattle on 8/24 (11H, 6R/ER)...First pitcher since at least the start of divisional play (1969) to have 0 SB attempts against and qualify for ERA title...Overall his .632 winning % (12-7) was 8th in the American League...Also finished 1st in fewest walks allowed per 9.0IP (1.143BB per 9.0IP), 7th in WHIP (1.08), 4th in walk to strikeout ratio (4.238), 6th in baserunners allowed per 9.0IP (181BR/165.1IP) and tied for 9th with 24 home runs allowed...Walked 1 or less in 23 of 26 starts and recorded zero walks in 11 of 26 starts..The 1.143 walks per 9.0IP was the 4th-lowest single-season mark in club history...His 1.08 WHIP (walks+hits/IP) was lowest by an Indians starter since Gaylord Perry in 1974 (1.02)...He and Masterson both started 4-0 by game #23, the first time two Indians starters did that since 1988 (Swindell/Candiotti)...ERA from 6/1-on was 5.24 (99.2IP, 108H, 58ER)...Placed on the 15-day D.L. 8/26 w/right elbow inflammation...Pitched a simulated game on 9/20 w/o issues...Tomlin went 12-2 in his first 15 career starts at Progressive Field... According to *Elias*, Tomlin was just the 2nd MLB pitcher in the expansion era to win at least 12 of his first 15 home starts...Since 1961 only other pitcher to do so is LaMarr Hoyt who was 12-2 in his first 15 starts at Comiskey Park for White Sox from 1980-1982.

2011 A.L. WHIP LEADERS (hits+BB/IP)	
1. Justin Verlander (DET)	0.92
2. Jered Weaver (LAA)	1.01
3. Dan Haren (LAA)	1.02
4. Josh Beckett (BOS)	1.04
5. James Shields (TB)	1.04
6. Doug Fister (DET/SEA)	1.06
7. Josh Tomlin (CLE)	1.08
8. Michael Pineda (SEA)	1.10

◆ **2010** Split the season between AAA Columbus and the big leagues, making 12 impressive Major League starts from 7/27 through the end of the Major League season...Tomlin made one relief appearance in spring training as a minor league player...Was not invited to big league camp...Made his first start of the season on 4/18 in the 2nd game of DH at Louisville (3.0IP)...Went 5-0 in 10 games/8 starts from 4/12-6/1 with a 1.63 ERA (49.2IP, 34H, 9R/ER, 9BB, 32K, .194avg)...Was a late addition to the Triple-A All-Star Game in Lehigh Valley (1.0IP, OR)...As a starter, was 7-3 with a 2.41ERA in 17 games with one complete game...100.2IP, 79H, 29R/27ER, 29BB, 76K...Triple-A batters hit just .212 (83/391) off him...At time of his 7/27 call-up, led IL starters w/a .215 opponent avg (79-368) and was tied for the fewest BR/9.0IP ratio (9.83)...Ranked 2nd in ERA (2.68) and WHIP (1.08)...Won his big league debut on 7/27 vs. NYY, a 4-1 win over the Yankees and CC Sabathia...7.0IP, 3H, 1R/ER, 0BB, 2K, faced the min thru 7.0IP before departing in the 8th... According to *Elias*, the performance by Tomlin (3 baserunners in 7.0IP) was only the 2nd time in club history an Indians pitcher allowed 3 or fewer baserunners in at least 7.0IP (Scott Lewis, 9/10/2008 @BAL) in his debut...Pitched his first career CG on 9/24 vs. KC...9.0IP, 4H, 3R/ER, 2BB, 6K...Among A.L. rookie pitchers was T4th in wins (6), 6th in GS (12) and innings (73) and 9th in K...Tossed at least 5.0 innings in each of his first 12 career starts.

TOMLIN'S FAVORITES
Favorite Movie: Lonesome Dove
Favorite Group/Artist: George Strait
Favorite Athlete Growing Up: Cal Ripken, Jr
Favorite Team Growing Up: Dallas Cowboys
Person Who Has Most Influenced You: My dad (Jerry)
Favorite Road City: Boston
Favorite Road Stadium: Fenway Park
Favorite Thing to do Away From Baseball: Hunt
Favorite TV Show: Cheers

◆ **2009** Led the Eastern League in wins (14), was 2nd in strikeouts (125) and 2nd in WHIP (1.21).

◆ **2008** Midseason Carolina League All-Star.

◆ **2007** SAL Midseason All-Star.

◆ **2006** Was first in the New York-Penn League in games started (15), 2nd in wins (8-2) and third in ERA (2.09)...Was an NYPL All-Star selection.

Personal/Miscellaneous

Full name JOSHUA AUBRY TOMLIN...Married, Carlie...Daughters, Makenzie Jae (9/2/14) & Myla Kate (10/15/15)... Graduated in 2003 from Whitehouse High School (TX) where he played football and baseball...Played two years at Angelina JC in Lufkin, TX in 2004-05 and pitched at Texas Tech in 2006...Also played infield in high school and college and hit .351 at Angelina in 2005...Taken by Padres in 11th round of the 2005 draft... Josh makes numerous school visits and community appearances; including Tribe Game Day at Danny Vegg's and the CIC Celebrity Golf Classic... Was instrumental in the support and funding of the 2016 Larry Doby Fund...On Twitter: @jtomlin43...2017-18 Tribe Fest participant.

TOMLIN'S CAREER GAME HIGHS
1-HITTER: June 28, 2014 @SEA; 4-HITTER: 3 times, last September 15, 2015 vs. KC; K's: 11, June 28, 2014 @SEA; BB's: 4, August 27, 2010 vs. KC; LONGEST START: 9.0IP, five times, last May 28, 2017 vs. KC; WINNING STREAK: 9 games, September 20, 2015 - May 24, 2016; LOSING STREAK: 5 games, August 5-25, 2016; HR: 3, nine times, last June 20, 2017 @BAL; SHORTEST START: 1.2IP, two times, last April 13, 2017 vs. CWS; CG: 5, last May 28, 2017 vs. KC; CG SHO: 1, June 28, 2014 @SEA; CAREER 10+ STRIKEOUT GAMES: 1, June 28, 2014 @SEA.



Melvin Upton, Jr.

0

Age: 33, born August 21, 1984 in Norfolk, VA

Resides: Tampa, FL

Position: Outfielder

Bats: R

Throws: R

Height: 6-3

Weight: 185

ML Service: 10 + 126

Contract Status (options remaining): Signed thru 2018 (1)

Acquired: December 21, 2017; Signed by Cleveland to a Minor League free agent contract.

YEAR CLUB	AVG	G	AB	R	H	2B	3B	HR	RBI	SH	SF	HB	BB	SO	SB	CS	SLG	OBP	OPS	E
2003 Charleston (SC)	.302	101	384	70	116	22	6	7	46	1	6	5	57	80	38	17	.445	.394	.839	--
Orlando	.276	29	105	14	29	8	0	1	16	2	2	2	16	25	2	4	.381	.376	.757	--
2004 Montgomery	.327	29	104	21	34	7	1	2	15	2	0	0	14	28	3	0	.471	.407	.878	--
Durham	.311	69	264	65	82	17	1	12	36	4	0	3	42	72	17	5	.519	.411	.930	--
Tampa Bay	.258	45	159	19	41	8	2	4	12	1	1	1	15	46	4	1	.409	.324	.733	9
2005 Durham	.303	139	545	98	165	36	6	18	74	1	3	4	78	127	44	13	.490	.392	.882	53
2006 Durham	.269	106	398	72	107	18	4	8	41	0	3	4	65	89	46	17	.394	.374	.769	33
Tampa Bay	.246	50	175	20	43	5	0	1	10	0	0	1	13	40	11	3	.291	.302	.593	13
2007 Tampa Bay	.300	129	474	86	142	25	1	24	82	1	4	4	65	154	22	8	.508	.386	.894	14
Vero Beach	.235	7	17	4	4	0	0	1	3	0	2	0	5	2	0	0	.412	.375	.787	0
Durham	.429	2	7	1	3	0	0	1	1	0	0	0	0	1	0	0	.857	.429	1.286	0
2008 Tampa Bay	.273	145	531	85	145	37	2	9	67	3	7	2	97	134	44	*16	.401	.383	.784	7
2009 Charlotte	.444	3	9	1	4	0	0	0	2	0	0	1	4	2	4	3	.444	.643	1.087	0
Tampa Bay	.241	144	560	79	135	33	4	11	55	3	3	3	57	152	42	14	.373	.313	.686	4
2010 Tampa Bay	.237	154	536	89	127	38	4	18	62	1	4	2	67	164	42	9	.424	.322	.745	5
2011 Tampa Bay	.243	153	560	82	136	27	4	23	81	2	3	4	71	161	36	12	.429	.331	.759	3
2012 Charlotte	.091	4	11	1	1	0	0	0	1	0	0	0	1	1	2	0	.091	.167	.258	0
Montgomery	.200	3	10	1	2	0	0	0	1	0	0	0	1	1	0	0	.200	.273	.473	0
Tampa Bay	.246	146	573	79	141	29	3	28	78	4	8	1	45	169	31	6	.454	.298	.752	3
2013 Atlanta	.184	126	391	30	72	14	0	9	26	1	6	3	44	151	12	5	.289	.268	.557	4
2013 Gwinnett	.333	3	12	3	4	3	0	0	2	0	0	0	0	4	0	0	.583	.333	.917	0
2014 Atlanta	.208	141	519	67	108	19	5	12	35	3	2	1	57	173	20	7	.333	.287	.620	7
2015 El Paso	.280	13	50	10	14	2	0	1	6	0	0	0	4	12	4	0	.380	.333	.713	0
San Diego	.259	87	205	23	53	12	4	5	17	2	0	0	21	62	9	3	.429	.327	.757	1
2016 San Diego	.256	92	344	46	88	11	2	16	45	1	3	2	23	106	20	5	.439	.304	.743	2
Toronto	.196	57	148	18	29	4	1	4	16	0	3	0	14	49	7	3	.318	.261	.578	1
2017 Sacramento	.244	12	45	4	11	1	0	1	4	0	0	0	4	14	0	0	.333	.306	.639	0
Minor Lge. Totals	.294	520	1961	365	576	114	18	52	248	10	16	19	291	458	160	59	.450	.387	.837	86
CLEVELAND TOTALS	--	--	--	--	--	--	--	--	--	--	--	--	--	--	--	--	--	--	--	--
American League	.253	1023	3716	557	939	206	21	122	463	15	33	18	444	1069	239	72	.418	.333	.751	59
National League	.220	446	1459	166	321	56	11	42	123	7	11	6	145	492	61	20	.360	.291	.651	14
M.L. TOTALS	.243	1469	5175	723	1260	262	32	164	586	22	44	24	589	1561	300	92	.402	.321	.723	73

CAREER TRANSACTIONS

- 2002 Selected by the Tampa Bay Devil Rays in the 1st round (2nd pick) of the June draft. Signed, 9/16.
- 2007 DL - strained left quadriceps, 6/9-7/13...rehab A Vero Beach, 6/28-30 & 7/6-12...rehab AAA Durham, 7/1-5.
- 2009 DL - recovery from left shoulder surgery, 3/27-4/13...rehab A Charlotte, 4/9-12.
- 2012 DL - lower back strain, 3/26-4/20...rehab A Charlotte, 4/9-15...rehab AA Montgomery, 4/16-19.
- 2012 Granted Free Agency, 10/29.
- 2012 Signed as a Free Agent with the Atlanta Braves, 11/29.
- 2013 DL - right abductor strain, 7/13-8/3...rehab AAA Gwinnett, 7/31-8/2.
- 2015 DL - sesamoiditis in left foot, 3/27-6/8...rehab AAA El Paso, 5/18-6/6.
- 2015 Traded by the Atlanta Braves with Craig Kimbrel to the San Diego Padres for Jordan Paroubeck, Cameron Maybin, Carlos Quentin, Matt Wisler and 2015 competitive balance round A pick, 4/5.
- 2016 Traded by the San Diego Padres with cash to the Toronto Blue Jays for Hansel Rodriguez, 7/26.
- 2017 Released by the Toronto Blue Jays, 4/2.
- 2017 Signed as a Free Agent with the San Francisco Giants, 4/11. Released by the San Francisco Giants., 8/20.
- 2017 Signed as a Free Agent with the Cleveland Indians, 12/21.

POSTSEASON RECORD

YEAR	CLUB	AVG	G	AB	R	H	2B	3B	HR	RBI	SH	SF	HBP	BB	SO	SB	CS	E
2008	TB (ALDS vCWS)	.278	4	18	5	5	0	1	3	4	0	0	0	1	5	0	0	0
	TB (ALCS vBOS)	.321	7	28	8	9	1	0	4	11	0	1	0	4	7	2	0	1
	TB (WS vPHI)	.250	5	20	3	5	0	0	0	1	0	0	0	0	4	4	0	0
2010	TB (ALDS vTEX)	.190	5	21	0	4	2	0	0	2	0	0	0	0	7	2	0	0
2011	TB (ALDS vTEX)	.286	4	14	3	4	3	0	0	0	0	0	0	4	6	1	2	0
2013	ATL (NLDS vLA)	.000	3	3	1	0	0	0	0	0	0	0	0	0	3	0	0	0
2016	TOR (ALWC vBAL)	.000	1	1	0	0	0	0	0	0	0	0	0	0	0	0	0	0
	TOR (ALDS vTEX)	.333	3	6	1	2	1	0	1	1	0	0	0	1	1	0	0	0
	TOR (ALCS vCLE)	.000	5	4	0	0	0	0	0	0	0	0	0	0	4	0	0	0
TOTALS		.252	37	115	21	29	7	1	8	19	0	1	0	10	37	9	2	1

FIELDING BY POSITION

PCT	2017							PCT	CAREER						
	G	PO	A	E	TC	DP	G		PO	A	E	TC	DP		
-	-	-	-	-	-	-	-	Outfield	.987	1278	2941	79	39	3059	23
-	-	-	-	-	-	-	-	Third Base	.908	63	48	100	15	163	6
-	-	-	-	-	-	-	-	Shortstop	.901	16	23	41	7	71	8
-	-	-	-	-	-	-	-	Second Base	.952	48	106	133	12	251	26
-	-	-	-	-	-	-	-	Totals	.979	1405	3118	353	73	3544	63

2017 Season & Career Highlights

- ◆ Appeared in only 12 games on the season after being released by Toronto out of spring training and signing a Minor League deal with the SF Giants organization on April 11...Was in extended spring training until July 1, making his season debut in Sacramento before missing five weeks on the D.L.; was activated on August 8...Slowed during the season due to right thumb and right shoulder issues...Requested and granted his release on August 20.
- ◆ Is sixth among active players in steals (300) and is one of 33 players in MLB history with at least 150 home runs and 300 steals and is one of just 7 who played at least 75% of their games in center field (Willie Mays, Steve Finley, Marquis Grissom, Devon White, Amos Otis, Willie Davis)...Has finished in the top 10 in the A.L. in steals five times in his career...His 64 total zone runs saved in center field is first among active Major League players...He is one of six active players (Hanley Ramirez 5; Mike Trout 4, Carlos Gonzalez, Ryan Braun, Ian Desmond) with at least four seasons of 20 homers and 20 stolen bases.

ACTIVE CAREER MLB STOLEN BASE LEADERS	
1. Jose Reyes	512
2. Ichiro Suzuki	509
3. Rajai Davis	394
4. Jacoby Ellsbury	343
5. Michael Bourn	341
6. Melvin Upton, Jr.	300

Pro Career

- ◆ 2016 Recorded his 4th career season with 20-HR/20-SB between SD & Toronto, his first since 2012...His 20 home runs were the most he has hit since 2012 (28)...16 of those 20 home runs were hit prior to the All-Star break...Was acquired by Toronto on 7/26 for cash considerations...Hit his 8th career Postseason HR in game one of the ALDS (each of his previous 7 HR in the playoffs were hit in 2008)...Made 2 starts in the Postseason for Toronto.
- ◆ 2015 Played in 87 games for the Padres after being acquired just before the start of the season on 4/5 in a six-player trade with the Braves...Began the season on the 15-day disabled list with a left foot injury.
- ◆ 2014 Tied for the team lead with 20 steals (with Jason Heyward) while with Atlanta...Had a career-best 11-game hitting streak from 6/24-7/5...Teamed with his brother, Justin, on 9/27 at PHI, homered in the same game for the third time in 2014 and the sixth time in their careers (both had assists, an MLB-first to HR and have an OF assist in the same game)...They own the Major League record for the most times brother teammates have homered in a game...His 173 strikeouts established the Braves single-season franchise mark, passing Dan Uggla's 171 in 2013... 1000th hit on 4/26 vs. Cincinnati.
- ◆ 2013 Signed a five-year contract with the Atlanta Braves in the offseason.
- ◆ 2012 Led Tampa Bay with 28 home runs (a career high), 78 RBI and 31 SB (tied Desmond Jennings)...Became the first player to lead the Rays in homers and steals in the same season and has the only three 20-HR, 20-SB seasons in Rays history (2007, 2011, 2012)...After the All-Star break, ranked tied for third in the majors in both home runs (21) and extra-base hits (40)...From 8/11 through season's end, he led the majors with 18 HR in 50 games played...He also led the majors with 12 HR in September, tied for 2nd most of any month in club history (Carlos Peña, 13 HR in September 2007 and 12 HR in August 2009)...Hit his 100th career home run on 8/3...Eighth player in Major League history to reach 100 HR and 200 SB before age 28...He joined Rickey Henderson, Cesar Cedeño, Barry Bonds, Bobby Bonds, Eric Davis, Lloyd Moseby and Hanley Ramirez...His 100th career homer came less than an hour after his brother, then 24-year-old ARI Justin Upton, hit his 100th at PHI...The Uptons became the youngest set of brothers in major league history to reach 100 HR, and only the sixth set of brothers all-time. They were the first to reach the milestone in the same season, let alone the same day.


- ◆ 2011 Recorded 23 HR and 36 SB, one of five major leaguers with 20 HR and 30 SB joining BOS Jacoby Ellsbury, LAD Matt Kemp, TEX Ian Kinsler and MIL Ryan Braun...He and brother, ARI Justin Upton, became the first brothers in Major League history to have 20 HR and 20 SB in the same season...He and Justin combined for 54 HR, tied for 5th most by any brothers in one season in Major League history.
- ◆ 2010 Became just the fifth center fielder in A.L. history to reach 60 extra-base hits and 40 steals in one season, joining DET Ty Cobb (1911-12, 1917), BOS Tris Speaker (1913-14), NYY Rickey Henderson (1986) and KC Johnny Damon (2000)...He and Carl Crawford were the only major leaguers to do it in 2010 and the first set of teammates to ever do it.
- ◆ 2009 On 10/2 vs. NYY he became the first Ray to hit for the cycle as he went 5-for-6 with 6 RBI in the Rays 13-4 win...Reached the cycle in the 5th inning, the quickest cycle since COL Mike Lansing did it in 4 innings on 6/18/2000 vs. Arizona...Since 1954, no A.L. player has done it as quickly...Along with Carl Crawford, became the first A.L. teammates to combine for 100 steals since the 1997 Tigers (Brian Hunter and Damion Easley)...Named A.L. player of the month for June.
- ◆ 2008 First full MLB season, finished 2nd in the American League with 44 stolen bases (behind Boston's Jacoby Ellsbury, 50)...Joined Carl Crawford (5 times) as the only Ray to steal 40 or more bases in a season...Drew a team-high 97 walks on the season, 4th in the A.L. and 2nd-most in franchise history (Carlos Peña's 103 in 2007)...Became the youngest A.L. player since Frank Thomas (138 BB in 1991) to draw that many walks...The only other MLB player to do this as a center fielder was Mickey Mantle (2x, 1954-55)...Slugged 7 home runs in 2008 playoffs to tie an American League record for a single Postseason, matching ANA Troy Glaus (2002)...Finished 7th in the A.L. in on-base pct (.383)
- ◆ 2007 Became the first Ray to reach 20 homers and 20 steals, one of only 12 players all-time to do it at his age or younger ...Joined Alex Rodriguez, Andruw Jones, Orlando Cepeda, Darryl Strawberry, Barry Bonds, Cesar Cedeño, Grady Sizemore, Carlos Beltrán, Willie Davis, Ellis Burks and Vada Pinson...Is one of only 5 players all-time to hit .300 with 20 homers and 20 steals in one season at his age or younger...Finished 9th in the A.L. in slugging pct (.508) and 10th in OPS (.894).
- ◆ 2004 Recalled by the Devil Rays from AAA Durham on 8/1 and at 19 years, 11 months, 10 days became the youngest player in the majors in 2004 and the youngest Ray ever...First MLB home was 8/17 vs. Anaheim (Escobar) - came in his 39th MLB at-bat...Became the first teenager to homer in an MLB game since LA's Adrian Beltre 4/6/99 off Arizona's Todd Stottlemyre...Homed off the Yankees' Brad Halsey at NYY 9/9 becoming the youngest player to hit a home run at Yankee Stadium since Ken Griffey Jr. did it as a 19-year old in 1989...Made his MLB debut 8/2 vs. Boston starting as the DH (first hit that day off Tim Wakefield).

Personal/Miscellaneous

Full name MELVIN EMANUEL UPTON, JR...Married, Stephanie...Kids, Riley Emanuel and Myla...Along with brother Justin, Michael Cuddyer, David Wright and Ryan Zimmerman have all been first round picks from the Chesapeake, VA area...His father, Manny, starred in baseball and football at Norfolk State University...NCAA basketball referee for over 20 years and has worked the NCAA Tournament's Sweet 16...His mother, Yvonne, was a softball player and is retired from teaching physical education at Hickory High School in the Chesapeake, VA region...Upton is a graduate of Greenbrier Christian Academy, in Chesapeake, Virginia...Member of the 2001 Team USA Junior National team...Named a first-team All-American by **Baseball America**, batting .641 (50/78) with 11 2B, 11 HR and 32 RBIs during his senior year at Greenbrier...Drafted second overall as a shortstop in the 2002 draft by Tampa Bay...Ranked as the # 21 prospect in MLB prior to 2003 and #2 in 2004...On Twitter @MelvinUptonJr.

UPTON'S CAREER GAME HIGHS

HITS: 5, Oct. 2, 2009 vs. NYY (cycle); **RUNS:** 4, Sept. 22, 2011 at NYY; **HR:** 3, Sept. 9, 2012 vs. Texas; **MULTI-HR GAMES:** 9, last July 8, 2016 at Los Angeles (NL); **DOUBLES:** 2, 21 times; **RBI:** 6, Oct. 2, 2009 vs. NYY; **BB:** 3, 13 times; **SB:** 3, two times, Aug. 10, 2016 vs. TB; **HITTING STREAK:** 11 games, June 24-July 5, 2014; **GRAND SLAMS:** 1 Sept. 11, 2011 vs. Boston (Albers); **LEAD-OFF HR:** 11, last July 7, 2016 at Los Angeles-NL (Ryu); **"WALK-OFF" HR:** 7, last July 2, 2016 vs. NYY (A. Miller); **PINCH-HIT HR:** 1, Sept. 8, 2007 vs. Toronto (Accardo).



Giovanni Urshela

39

Age: 26, born October 11, 1991 in Cartagena, Colombia

Resides: Cartagena, Colombia

Position: Infielder

Bats: R

Throws: R

Height: 6-0

Weight: 215

ML Service: 1 + 032

Contract Status (options remaining): Signed thru 2018 (0)

Acquired: July 2, 2008; Signed by Cleveland as a Non-Drafted Free Agent.

YEAR	CLUB	AVG	G	AB	R	H	2B	3B	HR	RBI	SH	SF	HB	BB	SO	SB	CS	SLG	OBP	OPS	E
2009	DSL Indians	.269	27	108	10	29	8	1	1	24	0	1	1	7	14	2	2	.389	.316	.705	10
	AZL Indians	.257	32	105	10	27	2	0	0	11	1	2	1	10	12	3	0	.276	.322	.598	11
2010	Mahoning Valley	.290	58	221	22	64	8	0	3	35	1	6	3	12	32	5	3	.367	.326	.693	8
2011	Lake County	.238	126	505	57	120	24	2	9	46	2	4	4	14	69	3	0	.347	.262	.608	22
2012	Carolina	.278	114	439	50	122	30	1	14	59	5	8	7	16	60	1	1	.446	.309	.755	10
2013	Akron	.270	116	445	42	120	23	2	8	43	4	2	1	14	48	1	1	.384	.292	.676	12
2014	Akron	.300	24	90	15	27	9	0	5	19	0	1	1	6	16	1	1	.567	.347	.914	4
	Columbus	.276	104	395	63	109	27	6	13	65	1	1	3	30	51	0	2	.473	.331	.804	5
2015	Columbus	.272	22	81	12	22	5	1	3	9	0	0	0	3	12	0	0	.469	.298	.767	3
	CLEVELAND	.225	81	267	25	60	8	1	6	21	1	0	2	18	58	0	1	.330	.279	.608	6
2016	Columbus	.274	117	468	54	128	24	1	8	57	1	6	1	15	58	0	0	.380	.294	.674	9
2017	Columbus	.266	76	297	34	79	12	1	6	34	1	2	5	20	45	0	0	.374	.321	.695	6
	CLEVELAND	.224	67	156	14	35	7	0	1	15	1	0	0	8	22	0	0	.288	.262	.551	5
Minor Lge. Totals		.269	816	3154	369	847	172	15	70	402	16	33	27	147	417	16	10	.399	.304	.703	100
CLEVELAND TOTALS		.225	148	423	39	95	15	1	7	36	2	0	2	26	80	0	1	.314	.273	.587	11
American League		.225	148	423	39	95	15	1	7	36	2	0	2	26	80	0	1	.314	.273	.587	11
National League		--	--	--	--	--	--	--	--	--	--	--	--	--	--	--	--	--	--	--	--
M.L. TOTALS		.225	148	423	39	95	15	1	7	36	2	0	2	26	80	0	1	.314	.273	.587	11

CAREER TRANSACTIONS

2008 Signed as a non-drafted free agent by the Cleveland Indians, 7/2.

POSTSEASON RECORD

YEAR	CLUB	AVG	G	AB	R	H	2B	3B	HR	RBI	SH	SF	HBP	BB	SO	SB	CS	E
2017	CLE (ALDSvNYY)	.167	5	12	0	2	0	0	0	1	1	0	0	0	6	0	0	2

WORLD BASEBALL CLASSIC

YEAR	CLUB	AVG	G	AB	R	H	2B	3B	HR	RBI	SH	SF	HBP	BB	SO	SB	CS	E
2017	Colombia	.143	3	14	0	2	0	0	0	1	0	0	0	0	3	0	0	1

FIELDING BY POSITION

PCT	G	PO	2017				PCT	G	PO	CAREER				DP
			A	E	TC	DP				A	E	TC	DP	
.959	60	28	66	4	98	7	Third Base	.966	140	69	211	10	290	24
1.000	5	2	8	0	10	2	Shortstop	1.000	5	2	8	0	10	2
.909	5	2	8	1	11	2	Second Base	.909	5	2	8	1	11	2
1.000	2	2	0	0	2	1	First Base	1.000	2	2	0	0	2	1
.959	67	34	82	5	121	12	Totals	.965	152	75	227	11	313	29

2017 Season Highlights

- ◆ Split the season between AAA Columbus and Cleveland, providing a very solid defense at third base and shortstop while showing improvement at the plate...Was also a late-inning, solid defensive option for Terry Francona...Was with the Indians on June 17 (started night game of doubleheader at Minnesota) and the entire second half starting on July 9 when Jason Kipnis went on the disabled list with a hamstring injury...At Columbus, batted .266 (79/297) with 12 doubles, 6 home runs and 34 RBI in 76 games (.321/.374/.695), appearing in 60 games at third base and 16 games at shortstop for the Clippers...Hit .307 (35/114) in May with 3 2B, 3 HR & 10 RBI in 29 games...Batted .278 (40/144) with runners on base at Triple-A.

- ◆ Overall appeared in 60 games at third base (36 starts) , 5 games at shortstop (1 start) and made 3 starts at second base in **September (also 2 games at first base)**...First career defensive appearance at short and second base in his Major League career...Reached base safely in 13 of his last 18 starts with Cleveland...From August 24-end of the season he batted .260 (19/73) with 5 2B, 1 HR and 12 RBI over his final 35 games...Drove in a single-game career-high 4 runs on August 24 vs. Boston...Recorded a .959 fielding pct. at third base (4E, 98TC)...Hit .273 (15/55) with runners on base and .304 (7/23) with runner-on and 2 outs...Hit first home run since Sept. 14, 2015 on Sept. 22 at Seattle (Erasmus Ramirez)...Appeared at all four infield positions...Pronounced /urr-SHEL-lah/.

Pro Career

- ◆ **2016** Spent the entire season with Columbus...Hit .274 on the year, but with only 15 walks posted a season on-base pct. of .294...Did not walk over 56 straight games from 6/12-8/14...Hit in 21-straight games from 7/7-8/8 and was named International League Player of the Week twice...Was on the Minor League D.L. from 5/12-24 with a strained right hamstring...Was tied for 10th in the Int'l League with 128 hits...After the season batted .337 (57/169) with 16 2B, 3 HR & 33 RBI (23 runs) in a strong winter ball performance for *Aguilas del Zulia* in the Venezuelan Winter League (.352/.485/.837)...Was T1st in the league in doubles and 6th in average.
- ◆ **2015** Spent the last four months of the season at the Major League level, his first taste of big league action after 6/9 recall from AAA Columbus...Started the season on the Triple-A disabled list with lower back inflammation after not appearing in an exhibition game all spring with back issues...Season began on 4/23...Was on the Columbus D.L. with lower back inflammation from 5/6-20...Made his Major League debut on 6/9 vs. Seattle and collected his first hit (Tom Wilhelmson) and first home run (Vidal Nuno) on 6/11 vs. Seattle (2-4, 2R, HR, 2RBI)...Hit in a season/career-high 13 straight games, 6/20-7/4, and reached base safely via hit or walk in 21 straight games from 6/11-7/4...Was bothered by right shoulder soreness over much of the second half and did not play from 9/18-30...Was very good defensively at third base, making 76 starts (80 games) at the hot corner while recording a fielding pct. of .969 (192 TC, 6 E)...Finished with a UZR of 4.1, 5th-highest among A.L. third basemen (min. 600 innings).
- ◆ **2014** Spent most of the season at AAA Columbus after starting the year at AA Akron, hitting a combined .280 (136/485) with 36 doubles, 6 triples, 18 home runs, 84 RBI and 78 runs scored between the two affiliates on his way to winning the club Minor League player of the year award...Promoted to Columbus on 5/2...On the season, Urshela ranked 2nd in the Indians organization in RBI (84), 1st in runs (78), 3rd in hits (136) and 4th in home runs (18)...Combined on the year he hit .315 (46-146) with runners in scoring position...Added to the 40-man roster on 11/20...Named an Organizational All-Star by **MilB.com**...After the season hit .398 (43/108) for *Aguilas del Zulia* in the Venezuelan Winter League with 2 2B, 3 3B, 3 HR & 22 RBI in 27 games before suffering a left knee injury running out a triple on 11/15...At the time of his injury he was first in the league in average (.398) and second in RBI (22), total bases (60) and 3rd in on-base pct (.424)...Rehabbed the injury in Goodyear, AZ...Named 11th-best prospect in the Indians system entering 2015 (**Baseball America**).
- ◆ **2012** Following the season, was rated as having the Best Infield Arm in the organization in **Baseball America's** Best Tools Survey.
- ◆ **2011** Ranked 4th in the Midwest League in at-bats (505).

URSHELA'S FAVORITES

Favorite Movie: Spiderman
 Favorite Group/Artist: Daddy Yankee
 Favorite Athlete Growing Up: Alex Rodriguez
 Favorite Team Growing Up: Boston Red Sox
 Person Who Has Most Influenced You: My dad (Alvaro)
 Favorite Road City: Miami
 Favorite Road Stadium: Target Field
 Favorite Thing Away From field: video games
 Favorite TV Show: The Susos Show

Personal/Miscellaneous

Full name GIOVANNY URSHELA (urr-SHEL-lah)...Single...Son, Thiago...Is on twitter @Urshela10...Enjoys spending time with family and traveling in the off-season...Studied at Comfenalco Also plays soccer and basketball...Enjoys playing video games, going to the mall and going to the movies...Favorite team as a child was the Boston Red Sox ...Favorite player was Alex Rodriguez...2016 & 2018 Tribe Fest participant.

URSHELA'S CAREER GAME HIGHS

HITS: 3, August 4, 2015 @LAA; RUNS: 2, seven times, last September 3, 2017 @DET; HR: 1, seven times, last September 22, 2017 @SEA; DOUBLES: 2, two times, last September 1, 2017 @DET (Game 2); RBI: 4, August 24, 2017 vs. BOS; BB: 2, five times, last July 27, 2017 vs. LAA; SB: n/a; HITTING STREAK: 13 games, June 20-July 4, 2015; GRAND SLAMS: n/a; LEAD-OFF HR: n/a; "WALK-OFF" HR: n/a; PINCH-HIT HR: n/a.



Adam Wilk

65

Age: 30, born December 9, 1987 in Anaheim, CA

Resides: Buena Park, CA

Position: Pitcher

Bats: L

Throws: L

Height: 6-2

Weight: 195

ML Service: 0 + 085

Contract Status: Signed thru 2018 (0 options)

Acquired: January 22, 2018; Signed by Cleveland to a Minor League free agent contract.

YEAR	CLUB	W-L	ERA	G	GS	CG	SHO	SV	IP	H	R	ER	HR	HB	BB	SO	WP	BK	OPPONENTS			
																			AVG	SLG	OBP	
2009	Oneonta	2-0	1.45	7	7	1	1	0	37.1	23	7	6	0	1	5	34	0	0	0	.173	.241	.209
	West Michigan	2-1	1.49	7	7	0	0	0	36.1	30	7	6	2	1	2	33	1	0	0	.222	.341	.239
2010	Lakeland	9-5	3.01	24	24	1	0	0	143.2	139	58	48	8	4	19	100	5	0	0	.250	.372	.277
	Erie	2-0	1.14	3	3	0	0	0	23.2	10	3	3	1	1	5	14	0	0	0	.128	.218	.190
2011	Toledo	8-6	3.24	18	18	0	0	0	102.2	105	45	37	15	3	14	76	3	0	0	.262	.414	.290
	Detroit	0-0	5.40	5	0	0	0	0	13.1	14	10	8	3	0	3	10	0	0	0	.259	.481	.298
2012	Toledo	7-11	2.77	24	24	3	0	0	149.2	123	61	46	13	0	28	128	2	0	0	.221	.344	.257
	Detroit	0-3	8.18	3	3	0	0	0	11.0	21	11	10	4	0	3	7	0	0	0	.412	.647	.436
2013	NC Dinos (Korea)	4-8	4.12	17	16	0	0	0	91.2	93	48	42	12	1	27	70	4	2	2	.272	.427	.324
2014	Indianapolis	7-14	4.73	28	24	1	1	1	146.2	166	94	77	18	2	44	106	2	0	0	.291	.475	.341
2015	Salt Lake	7-11	5.59	27	25	1	0	0	145.0	189	106	90	16	2	40	105	6	1	3	.313	.479	.358
	Los Angeles-AL	0-0	4.50	1	0	0	0	0	2.0	2	1	1	1	1	1	2	0	0	0	.250	.625	.400
2016	Durham	2-8	3.61	15	15	0	0	0	87.1	85	45	35	9	2	13	75	4	0	0	.259	.390	.287
2017	Las Vegas	2-3	5.91	6	6	0	0	0	32.0	40	22	21	5	2	5	29	1	0	0	.305	.550	.338
	New York-NL	0-1	12.27	1	1	0	0	0	3.2	8	6	5	3	0	1	2	0	0	0	.444	1.056	.474
	Minnesota	0-1	7.84	3	1	0	0	0	10.1	16	9	9	3	0	8	6	2	0	0	.356	.644	.453
	Rochester	1-0	4.38	3	2	0	0	0	12.1	15	6	6	2	0	3	6	0	0	0	.300	.480	.340
Minor Lge. Totals		49-59	3.68	162	155	7	2	1	916.2	925	454	375	89	18	178	706	24	1	2	.261	.407	.298
CLEVELAND TOTALS		-	-	-	-	-	-	-	-	-	-	-	-	-	-	-	-	-	-	-	-	-
American League		0-4	6.87	12	4	0	0	0	36.2	53	31	28	11	1	15	25	2	0	0	.335	.589	.394
National League		0-1	12.27	1	1	0	0	0	3.2	8	6	5	3	0	1	2	0	0	0	.444	1.056	.474
M.L. TOTALS		0-5	7.36	13	5	0	0	0	40.1	61	37	33	14	1	16	27	2	0	0	.347	.636	.403

CAREER TRANSACTIONS

- 2009 Selected by the Detroit Tigers in the 11th round (330th overall) of the amateur draft. Signed 6/18.
- 2012 Released by the Detroit Tigers, 12/19.
- 2013 Signed as a Free Agent with the Pittsburgh Pirates, 12/18.
- 2014 Granted Free Agency, 11/4.
- 2014 Signed as a Free Agent with the Los Angeles Angels of Anaheim, 12/18.
- 2015 Granted Free Agency, 11/6.
- 2016 Signed as a Free Agent with the Tampa Bay Rays, 1/19. Granted Free Agency, 11/7.
- 2017 Signed as a Free Agent with the New York Mets, 1/16.
- 2017 Selected off waivers by the Minnesota Twins from the New York Mets, 5/10. Released by the Minnesota Twins, 6/22.
- 2018 Signed as a Free Agent with the Cleveland Indians, 1/22.

FIELDING BY POSITION

PCT	2017							Pitcher	CAREER						
	G	PO	A	E	TC	DP	PCT		G	PO	A	E	TC	DP	
1.000	4	5	2	0	7	0		1.000	13	6	4	0	10	0	

PITCHERS HITTING

AVG	AB	2017			RBI	AVG	AB	CAREER		
		H	HR					H	HR	
.000	1	--	--	--	.000	2	--	--	--	

2017 Season

◆ Spent the 2017 season between the New York Mets and Minnesota Twins organizations...Spent the month of April on the AAA Las Vegas roster after signing with the Mets in the offseason...Promoted to New York on May 7 after season-ending injury to Noah Syndergaard and started that day vs. the Marlins (L, 3.2IP, 8H, 6R/5ER, 3HR, 2 by Stanton)...Designated for assignment the next day and claimed on waivers by Minnesota on May 10 and added to the Twins roster...Appeared in relief on May 14 at Cleveland (3.1IP, 3H, 2R/ER) and again a week later vs. KC before being outrighted on May 29 to Rochester, making 2 starts for the Red Wings in early June... Added to the Twins roster on June 17 for spot start vs. Cleveland in Target Field (game 1, L, 3.1IP, 8H, 6R/ER, Ramirez HR)...Designated the next day and released on June 22 (did not pitch again in 2017, initially due to hip discomfort).

Pro Career

- ◆ 2016 Held left-handed batters to a .167 (11/66) batting average against at AAA Durham (Tampa system)...Made his last start of the year on June 24 vs. Lehigh Valley...Was placed on the Disabled List on 6/27 and did not pitch the remainder of the year after undergoing right hip labrum repair surgery... Struck out a season-high 10 batters in 7.0 innings on 6/6 vs. Norfolk...Worked 8.0 scoreless innings and allowed two hits in a win on 6/13 at Buffalo.
- ◆ 2015 Pitched 2.0 innings of relief on April 15 at Texas with the LA Angels...Was the only game he pitched in the big leagues in 2015.
- ◆ 2014 Led Indianapolis (AAA) of the International League in starts and innings pitched... His 14 losses were the most in the league.
- ◆ 2013 Pitched for the NC Dinos of the Korean Baseball Organization.
- ◆ 2012 Made three April starts for Detroit, which were the first starts of his career at the MLB level...His first start came on 4/14 at Chicago-AL...Lost all three starts...Spent the majority of the season with Toledo (AAA) of the International League...Ranked fourth in the IL with his 2.77 ERA (46 earned runs/149.2 innings)...**MILB.com** Organizational All-Star in the Tigers system.
- ◆ 2011 Had five total appearances across three different stints in the Majors with Detroit...Made his MLB debut on 5/26 vs. Boston...Allowed one run on two hits in 3.2 innings of work out of the bullpen.
- ◆ 2010 Named the Tigers' Minor League Pitcher of the Year after going a combined 11-5 with a 2.74 ERA (51 earned runs/167.1 innings)...Was a Florida State League Postseason All-Star selection for his work with Lakeland (A)... **MILB.com** Organizational All-Star in the Tigers system.

Personal/Miscellaneous

Full name **ADAM ROBERT WILK**...Single...Graduated from Cypress (CA) High School where he was a two-time all-league and all-county pick...Went 13-1 with a 1.17 ERA and 118 strikeouts as a senior...Attended Long Beach State where he earned second-team All-Big West Conference honors as a starter during his junior season on campus...He went 7-4 with a 2.78 ERA (third-best in the Big West)...Has been invited to seven prior Major League Spring Training camps (Detroit, 2011-2012; Pittsburgh, 2014; Los Angeles-AL, 2015; TB, 2016; NYM, 2017)...Enjoys remodeling houses... Founded the non-profit Adam Wilk Foundation in 2013...Grew up an LA Angels, favorite players were Chuck Finley and Jim Edmonds.

WILK'S CAREER GAME HIGHS

K's (starter): 4, April 14, 2012 at CWS (w/DET); **K's (relief):** 4, May 26, 2011 vs. Boston (DET); **BB's (starter):** 3, June 17, 2017 vs. Cleveland (G1); **BB's (relief):** 3, May 21, 2017 vs. KC (G1); **LONGEST START:** 5.0IP, April 14, 2012 at CWS (w/DET); **LONGEST RELIEF OUTING:** 4.0IP, June 17, 2011 at Colorado; **HR:** 3, May 7, 2017 vs. Miami (w/NYM); **SHORTEST START:** 2.0IP, April 25, 2012 vs. Seattle.



Robert Zarate

67

Age: 31, born February 1, 1987 in Valencia, VZ

Resides: Valencia, VZ

Position: Pitcher

Bats: L

Throws: L

Height: 6-3

Weight: 200

ML Service: 0 + 000

Contract Status: Signed thru 2018

Acquired: January 4, 2018; Signed by Cleveland to a Minor League free agent contract.

YEAR	CLUB	W-L	ERA	G	GS	CG	SHO	SV	IP	H	R	ER	HR	HB	BB	SO	WP	BK	OPPONENTS		
																			AVG	SLG	OBP
2006	DSL Blue Jays	1-0	2.37	13	2	0	0	0	19.0	21	8	5	1	2	4	14	1	0	.263	.338	.310
2007	DSL Blue Jays	1-3	2.54	8	8	0	0	0	46.0	51	23	13	0	3	11	58	5	1	.273	.337	.322
2008	GCL Blue Jays	0-0	0.00	2	0	0	0	0	2.0	1	0	0	0	0	0	1	0	0	.143	.143	.143
2009-11 --- REHAB, SHOULDER SURGERY---																					
2012	Hanshin (Japan)	0-0	9.00	2	0	0	0	0	2.0	4	3	2	0	0	1	2	0	2	--	--	--
2013	Hanshin (Japan)	0-0	5.40	2	0	0	0	0	1.2	2	1	1	0	0	2	1	0	1	--	--	--
2015	Charlotte	0-0	0.00	1	0	0	0	0	2.0	0	0	0	0	0	1	2	0	0	.000	.000	.167
	Durham	2-1	2.90	17	5	0	0	2	40.1	29	16	13	2	3	15	49	2	1	.197	.259	.285
2016-17 --- REHAB, ELBOW SURGERY---																					
Minor Lge. Totals		4-4	2.55	41	15	0	0	2	109.1	102	47	31	3	8	31	124	8	2	.239	.303	.302

CAREER TRANSACTIONS

- 2005 Signed by Toronto Blue Jays as a non-drafted free agent, 1/26.
- 2009 Released by Toronto, 4/15. Signed by Florida Marlins as a Minor League free agent, 12/16.
- 2010 Released by Florida Marlins, 5/4.
- 2015 Signed by Tampa Bay Rays as a Minor League free agent, 1/23. Granted free agency, 11/6.
- 2015 Signed by Pittsburgh Pirates as a Minor League free agent, 12/7.
- 2016 Released by Pittsburgh, 6/13.
- 2018 Signed by Cleveland Indians as a Minor League free agent, 1/4.

2017 Season Highlights


- ◆ Has not pitched the last two seasons after undergoing reconstructive left elbow surgery in the spring of 2016 after a non-roster Major League camp invite with the Pittsburgh Pirates...Was released on June 13, 2016 and pitched well in winter ball for Aragua of the Venezuelan Winter League, going 1-2 with a 3.79 ERA in 8 starts (35.2IP, 32H, 15ER, 13BB, 32SO, .244 avg).

Pro Career

- ◆ 2015 Attended spring training as a non-roster invitee with Tampa Bay...Went 2-1 with two saves, a 2.76 ERA (42.1IP/13ER) and 51 strikeouts in 18 combined appearances (five starts) between Single-A Charlotte and Triple-A Durham...Began season on the disabled list (pectoral)...Started and tossed 5.0 scoreless innings for first win on 6/28 at Columbus (his first win in the minors since 7/9/07 while pitching for the Dominican Summer League Blue Jays)...Missed a month of action from 7/18 to 8/14 with a right oblique strain...Went 1-0 with a 2.54 ERA in seven starts with Aragua.
- ◆ Was originally signed by Toronto as a non-drafted free agent on Jan. 26, 2005...Was limited to two relief appearances with the GCL Blue Jays in 2008 after suffering a labrum tear in his left shoulder...Was released by Toronto on 4/15/2009 and did not pitch in a game in 2010-11...Signed with Florida as a Minor League free agent on 12/16/2009...Was assigned to Jamestown (Marlins' A) before being released 5/4/2010...Was added to the 70-man roster of the Hanshin Tigers on 7/24/2012 from the Japanese Minor Leagues and made two appearances with the Tigers...Played in second season with the Hanshin Tigers in 2013 but spent most of the year in the Japanese minor leagues...Spent 2014 season with Gunma Diamond Pegasus of the independent Baseball Challenge League in Japan... Played professionally in Japan before signing with Tampa Bay prior to 2015 from 2012-14.

Personal/Miscellaneous

Full name **ROBERT ALEXANDER ZARATE**...Pronounced \zuh-RAH-tay\...Brother, Mauro, pitched professionally from 2004-08 and appeared in 4 Major League games with the Marlins in 2007.



Bradley Zimmer

4

Age: 25, born November 27, 1992 in San Francisco, CA

Resides: La Jolla, CA

Position: Outfielder

Bats: L

Throws: R

Height: 6-5

Weight: 220

ML Service (options remaining): 0 + 139 (3)

Contract Status: Signed thru 2018

Acquired: Selected by Cleveland in the 1st round (21st overall pick) of the 2014 First-Year Player Draft.

YEAR	CLUB	AVG	G	AB	R	H	2B	3B	HR	RBI	SH	SF	HB	BB	SO	SB	CS	SLG	OBP	OPS	E
2014	Mahoning Valley	.304	45	168	32	51	11	2	4	30	0	1	9	19	30	11	4	.464	.401	.865	3
	Lake County	.273	3	11	4	3	1	0	2	2	0	0	0	2	3	1	0	.909	.385	1.294	0
2015	Lynchburg	.308	78	286	60	88	17	3	10	39	0	2	10	37	77	32	5	.493	.403	.896	3
	Akron	.219	49	187	24	41	9	1	6	24	0	1	8	18	54	12	2	.374	.313	.687	1
2016	Akron	.253	93	340	58	86	20	6	14	53	3	0	8	56	115	33	13	.471	.371	.842	3
	Columbus	.242	37	128	18	31	5	0	1	9	1	0	0	21	56	5	1	.305	.349	.654	0
2017	CLEVELAND	.294	33	126	22	37	11	2	5	14	1	1	2	14	43	9	3	.532	.371	.902	0
	CLEVELAND	.241	101	299	41	72	15	2	8	39	0	3	4	26	99	18	1	.385	.307	.692	0
Minor Lge. Totals		.270	338	1246	218	337	74	14	42	171	5	5	37	167	378	103	28	.453	.372	.825	10
CLEVELAND TOTALS		.241	101	299	41	72	15	2	8	39	0	3	4	26	99	18	1	.385	.307	.692	0
American League		.241	101	299	41	72	15	2	8	39	0	3	4	26	99	18	1	.385	.307	.692	0
National League		--	--	--	--	--	--	--	--	--	--	--	--	--	--	--	--	--	--	--	--
M.L. TOTALS		.241	101	299	41	72	15	2	8	39	0	3	4	26	99	18	1	.385	.307	.692	0

CAREER TRANSACTION

2011 Selected by the Chicago Cubs in the 23rd round of the June draft. Did not sign.

2014 Selected by the Cleveland Indians in the 1st round (21st overall) of the June draft. Signed 6/17.

FIELDING BY POSITION

PCT	G	PO	2017				DP	PCT	G	PO	CAREER			
			A	E	TC	DP					A	E	TC	DP
1.000	97	168	8	0	176	1	Outfield	1.000	97	168	8	0	176	1

2017 Season Highlights

◆ Enjoyed a solid rookie campaign with Cleveland, spending the last four and a half months at the Major League level after being promoted from AAA Columbus on May 16...Entered the year rated the top prospect in the organization (22nd in all of MLB) according to **MLB.com**...Finished the year 15th among American League rookie batters in OPS (.692) and played a sterling center field...Finished tied for 11th among A.L. outfielders in assists (8), recorded a defensive runs saved metric of 4 and did not make an error in 176 total chances...Was 18th in the entire A.L. in steals.

◆ Made his Major League debut on May 16 vs. Tampa Bay (0-for-3) and collected his first MLB hit & RBI the following day off Tampa's Alex Cobb...Homered later in the game off Alex Colome, his first of 8 homers on the year...Drove in a season/career-high 4 runs three different times and hit his first career grand slam on July 26 off LA Angels RHP Jesse Chavez in the second inning...Stole 18 bases in 19 attempts (94.7%), the 2nd-highest theft percentage in the American League and 4th-best in club history...Was tied for 16th in the A.L. in steals for the season at the time of his injury...Regular season ended on September 10, fracturing the 4th metacarpal on his left hand sliding into first base in the 7th inning vs. Baltimore, undergoing surgery on Sept. 12 in New York City (Dr. Thomas Graham) to fixate the bone...Recovery time; 6-to-8 weeks.

◆ Overall on the year he made 73 starts in center field (97 games)...Batted .240 (35/146) with runners on base for the season...Hit .306 (11/36) in his first 14 games with Cleveland (thru May 31) with 4 2B, 2HR & 8 RBI and thru games of July 27 was hitting .281 (55/196) with 12 2B, 1 3B, 7 HR & 35 RBI over his first 62 games...From August 1-end of the season he batted .143 (13/91) with 3 2B, 1 3B & 0 RBI over his final 35 games...Endured an 0-for-37, Aug. 1-17, the longest hitless stretch by an Indians batter in 2017.

2017 AMERICAN LEAGUE

ROOKIE RANKINGS

Category	Rank	#
Home Runs	T13th	8
Doubles	T11th	15
On-base pct.	16th	.307
Extra Base H	12th	25
Times on base	T10th	102
Walks	12th	26
Stolen Bases	2nd	18
OF Assists	2nd	8

- ◆ At AAA Columbus, he batted .294 (37-126) with 22 runs scored, 9 steals, 11 doubles, 2 triples, 5 home runs and 14 RBI in 33 games (.371/.532/.902), hitting safely in his last 8 games (.419, 13/31)...At the time of his promotion was leading the organization with 22 runs and 18 extra base hits and ranked T-2nd in the International League with 18 extra base hits, 5th in both steals (9) and total bases (67), 6th in slugging pct. (.532) and 10th in OPS (.902)...With Columbus, he batted .323 (10-31, .970 OPS) against left-handed pitching.

Pro Career

- ◆ **2016** Hit a combined .250 (117/468) between AA Akron and AAA Columbus with 25 2B, 6 3B, 15 HR, 62 RBI, 76 runs and 38 stolen bases (77BB/.365/.425/.790)...Named to Eastern League Midseason All-Star team...Named an **MiLB.com** Organizational All-Star for the second straight season...Started the season in Akron and was promoted to Columbus on 7/25...Combined on the year he batted .273 (97/355) off RHP with 22 2B, 5 3B, 14 HR and a .855 OPS opposed to .179 (20/112) vs. LHP...Bradley had a strong fall campaign for Mesa in the Arizona Fall League, batting .257 (19/74) with 7 2B, 4 HR & 16 RBI in 22 games (.421/.514/.935)...Led AFL in runs (25) and was fifth in on-base pct, RBI and OPS and was named to the Rising Stars Game and All-Prospect team...Rated by **Baseball America** as having the best outfield arm in the organization entering 2017.
- ◆ **2015** Hit a combined .273 (129/473) with 26 2B, 4 3B, 16 HR and 63 RBI in 127 games, stealing 44 bases in 51 attempts despite playing the second half of the season with a hairline fracture in his right foot (.368/.446/.814)...Was T5th in the organization in home runs and 2nd in steals...Named an organizational All-Star by **MLB.com**, named to **Baseball America** Class-A All-Star team and was a Carolina League Midseason All-Star in addition to participating in the **SiriusXM** Futures Game...Entered the season consensus #1 org. prospect by each publication (**MLB.com, BA, ESPN, BP**)...Ranked 26th overall in all of MLB according to **MLB.com** (#31 **BA**; #23 **BP**)...Spent first half of the season at A Lynchburg and was promoted to Akron to start the second half...Was slated to participate in the Arizona Fall League but was held out due to the right foot injury.
- ◆ **2014** Spent most of his first campaign with Mahoning Valley where he hit .304 through 45 games with the Scrappers (including .372 vs. lefties)...Named to **Baseball America** short-season A All-Star team...Named the 84th-best prospect in Keith Law's top 100 entering the 2015 season (**ESPN**)...Zimmer was ranked the second-best prospect in the Indians system and fifth-best prospect in the NYPL (**Baseball America**).

2017 CLUB/MLB PROSPECT PUBLICATION RANKINGS	
Baseball America	2nd
MLB.com	1st

Personal/Miscellaneous

Fullname BRADLEY CLARKE ZIMMER...Single...Twitter: @Bzimmer5)...Attended La Jolla High School and played three years of collegiate baseball at the University of San Francisco...Hit .368 with 10 2B, 7 3B, 7 HR and 31 RBI for the Dons as a junior during the 2014 season (.461 on-base pct., 21 SB)...Two-time All-West Coast Conference member...Named a 2014 pre-season All-American selection by **Louisville Slugger, Baseball America** and **Perfect Game USA** and was one of 30 finalists for the Golden Spikes Award...Named All-WCC during his sophomore season in 2013, hitting .320 with 7 home runs, 37 RBI and 19 stolen bases...Entering the draft he was rated the 14th-best prospect and best athlete in the country according to **Baseball America**...Ranked the tenth-best prospect in the 2014 MLB Draft by **MLB.com** and 12th according to Keith Law (**ESPN**)...His brother, Kyle, was the Kansas City Royals' first round pick in the 2012 June Draft and is top prospect in their system...2018 Tribe Fest participant.

ZIMMER'S FAVORITES

Favorite Movie: Remember the Titans
 Favorite Group/Artist: Kygo
 Favorite Athlete Growing Up: Ken Griffey, Jr
 Favorite Team Growing Up: San Diego Padres
 Persons Who Has Most Influenced: Parents
 Favorite Road City: Chicago
 Favorite Road Stadium: Coors Field
 Favorite TV Show: Friday Night Lights

ZIMMER'S CAREER GAME HIGHS

HITS: 3, two times, last July 25, 2017 vs. LAA; RUNS: 2, five times, last July 26, 2017 vs. LAA; DOUBLES: 1, 15 times, last Septlebmer 7, 2017 @CWS; HR: 1, eight times, last July 31, 2017 @BOS; Multi-HR Games: N/A; RBI: 4, three times, last July 25, 2017 vs. LAA; SB: 2, July 25, 2017 vs. LAA; BB: 2, two times, last July 29, 2017 @CWS; HITTING STREAK: 8 games, July 23-31, 2017; GRAND SLAMS: 1, July 25, 2017 vs. LAA (Chavez); LEAD-OFF HR: 1, July 26, 2017 vs. LAA (Nolasco); "WALK-OFF" HR: N/A; PINCH-HIT HR: N/A.

2018 CLEVELAND INDIANS ROSTER

NON-ROSTER INVITEES

NO.	PITCHERS	B T	HT.	WT.	BORN	BIRTHPLACE	RESIDENCE	ERA	G	GS	CG	SV	IP	H	R	ER	BB	SO	MLS	
						2017 CLUB		W-L												
38	BELIVEAU, Jeff	L-L	5-11	210	1-17-87	Providence, RI	Los Angeles, CA	1-1	747	19	0	0	0	15.2	17	14	13	6	17	2,033
						Buffalo		4-1	3,04	29	1	0	2	5.01	34	18	17	26	60	
63	CLAIBORNE, Preston	R-R	6-2	225	1-21-88	Dallas, TX	Rockport, TX	3-1	1,89	38	0	0	16	38.0	37	9	8	15	42	1,060
						Texas		0-0	13,50	1	0	0	0	2.0	5	3	3	0	2	
83	HEAD, Louis	R-R	6-1	180	4-23-90	Houston, TX	Katy, TX	3-2	3,23	50	0	0	7	6.11	50	22	22	28	65	0,000
						Oklahoma City, OK		4-4	3.18	41	0	0	13	6.21	55	26	22	16	50	0,000
78	HILL, Cameron	R-R	6-1	185	5-24-94	Oklahoma City, OK	El Reno, OK	0-0	0.00	2	0	0	0	2.0	2	0	0	1	0	2,033
						Seattle		0-0	9.39	6	0	0	0	7.2	12	8	8	5	4	
50	MARSHALL, Evan	R-R	6-2	225	4-18-90	Summerville, CA	Wichita, KS	1-0	4.15	13	1	0	1	21.2	28	12	10	7	26	
						Tacoma		0-0	13.50	3	0	0	0	2.2	7	4	4	1	1	
						Arkansas		0-0	0.00	1	1	0	0	1.0	0	0	0	0	0	
						Peoria		2-5	3.41	47	0	0	3	6.60	57	26	25	23	60	0,010
80	MARTIN, Josh	R-R	6-5	230	12-30-89	Enterprise, AL	Enterprise, AL	10-5	3.93	19	19	0	0	11.00	115	53	48	30	74	6,032
						San Pedro, DR		0-0	8.71	9	0	0	0	10.1	15	15	10	4	18	3,034
40	OGANDO, Alexi	R-R	6-4	200	10-5-83	San Pedro, DR	San Francisco	0-0	8.71	9	0	0	0	10.1	15	15	10	4	18	
						Virginia Beach, VA		2-1	6.14	14	0	0	1	14.2	23	10	10	8	20	
58	RAMIREZ, Neil	R-R	6-4	215	5-25-89	Virginia Beach, VA	Franklin, TN	0-1	6.43	20	0	0	0	21.0	20	15	15	17	26	
						New York-NL		1-1	2.93	10	0	0	1	15.1	12	7	5	4	11	0,000
68	SULSER, Cole	R-R	6-0	190	3-12-90	Poway, CA	Santa Ysabel, CA	2-0	2.63	35	0	0	2	48.0	47	15	14	26	59	
						Altoona		2-3	3.91	6	6	0	0	32.0	40	22	21	5	29	0,085
65	WILK, Adam	L-L	6-2	195	12-9-87	Anaheim, CA	Buena Park, CA	0-1	12.27	1	1	0	0	3.2	8	6	5	1	2	
						New York-NL		0-1	7.84	3	1	0	0	10.1	16	9	9	8	6	
						Minnesota		1-0	4.38	3	2	0	0	12.1	15	6	6	3	6	
67	ZARATE, Robert	L-L	6-3	200	2-1-87	Valencia, VZ	Valencia, VZ	DID NOT PITCH												

NO.	CATCHERS	B T	HT.	WT.	BORN	BIRTHPLACE	RESIDENCE	AVG.	G	AB	R	H	2B	3B	HR	RBI	BB	SO	SB	MLS
84	MURPHY, Jack	S-R	6-4	235	4-6-88	Sarasota, FL	Lakeland, FL	.137	48	139	6	19	7	0	0	13	17	38	0	0,000
						Tulsa		.167	9	24	0	4	0	0	0	0	3	6	0	

NO.	INFELDERS	B T	HT.	WT.	BORN	BIRTHPLACE	RESIDENCE	AVG.	G	AB	R	H	2B	3B	HR	RBI	BB	SO	SB	MLS
79	BRADLEY, Bobby	L-R	6-1	225	5-29-96	Chicago, IL	Gulport, MS	.251	131	467	66	117	25	3	23	89	55	122	3	0,000
						Phoenix, AZ		.271	84	255	40	69	16	0	5	29	35	63	7	0,000
70	MAGGI, Drew	R-R	6-0	195	5-16-89	Phoenix, AZ	Phoenix, AZ	.277	63	213	29	59	16	2	0	20	13	35	4	4,014
1	MARTINEZ, Michael	S-R	5-9	180	9-16-82	Santo Domingo, DR	Santo Domingo, DR	.364	14	11	1	4	1	0	0	0	2	5	0	
						CLEVELAND		.077	13	26	1	2	0	0	0	0	3	10	0	
						Tampa Bay		.170	120	377	38	64	14	0	17	49	53	181	0	0,000
81	RODRIGUEZ, Nellie	R-R	6-2	225	6-12-94	New York, NY	New York, NY	.227	131	463	69	105	18	1	30	89	67	188	4	0,103
						Flemington, NJ														
82	SHAFFER, Richie	R-R	6-3	220	3-15-91	Flemington, NJ	Raleigh, NC													

NO.	OUTFIELDERS	B T	HT.	WT.	BORN	BIRTHPLACE	RESIDENCE	AVG.	G	AB	R	H	2B	3B	HR	RBI	BB	SO	SB	MLS
13	BARNES, Brandon	R-R	6-2	210	5-15-86	Orange, CA	Anaheim, CA	.276	109	410	55	113	22	2	11	49	31	114	15	3,097
0	UPTON, Jr, Melvin	R-R	6-3	185	8-21-84	Norfolk, VA	Tampa, FL	.244	12	45	4	11	1	0	1	4	4	14	0	10,126

2018 CLEVELAND INDIANS ROSTER

NO.	PITCHERS	B.T.	HT.	WT.	BORN	BIRTHPLACE	RESIDENCE	2017 CLUB	W-L	ERA	G	GS	CG	SV	IP	H	R	ER	BB	SO	MLS
37	ALLEN, Cooy	R-R	6-1	210	11-20-88	Orlando, FL	Southlake, TX	CLEVELAND	3-7	2.94	69	0	0	30	67.1	57	24	22	21	92	5,076
56	ANDERSON, Cody	R-R	6-4	240	9-14-90	Quincy, CA	Sparks, NV	CLEVELAND	17-9	4.19	32	31	0	0	176.1	181	84	82	60	196	3,158
47	BAUER, Trevor	R-R	6-1	200	1-17-91	N Hollywood, CA	Houston, TX	CLEVELAND	18-6	3.29	32	32	1	0	200.0	173	73	73	46	206	6,147
59	CARPASCO, Carlos	R-R	6-3	212	3-21-87	Barquisimeto, VZ	Tarpon Springs, FL	CLEVELAND	3-2	2.65	7	7	0	0	34.0	28	10	10	14	38	1,041
52	CLEVINGER, Mike	R-R	6-4	202	12-21-90	Jacksonville, FL	Jacksonville, FL	Columbus	1-0	0.00	3	0	0	0	4.1	2	0	0	1	10	1,159
44	GOODY, Nick	R-R	5-11	195	7-6-91	Orlando, FL	Orlando, FL	CLEVELAND	1-2	2.80	56	0	0	0	54.2	39	20	17	20	72	
28	KLUBER, Corey	R-R	6-4	215	4-10-86	Birmingham, AL	Winchester, MA	Akron	1-0	0.00	1	1	0	0	5.0	1	0	0	0	1	5,074
34	McALLISTER, Zach	R-R	6-6	240	12-8-87	Peoria, IL	Peoria, IL	CLEVELAND	18-4	2.25	29	29	5	0	203.2	141	56	51	36	265	
54	MERRITT, Ryan	L-L	6-0	170	2-21-92	McKinney, TX	Celina, TX	CLEVELAND	2-2	2.61	50	0	0	0	62.0	53	18	18	21	66	5,077
72	MERRYWEATHER, Julian	R-R	6-4	200	10-14-91	Bekeley, CA	Bekeley, CA	Columbus	10-5	3.03	19	18	1	0	116.0	116	40	39	25	85	0,075
72	MERRYWEATHER, Julian	R-R	6-4	200	10-14-91	Bekeley, CA	Bekeley, CA	CLEVELAND	2-0	1.74	5	4	0	0	20.2	26	6	4	4	7	
72	MERRYWEATHER, Julian	R-R	6-4	200	10-14-91	Bekeley, CA	Bekeley, CA	COLUMBUS	4-2	3.38	9	9	0	0	50.2	37	21	19	10	52	0,000
24	MILLER, Andrew	L-L	6-7	205	5-21-85	Gainesville, FL	Tampa, FL	Columbus	3-7	6.58	16	16	0	0	78.0	105	58	57	25	76	
24	MILLER, Andrew	L-L	6-7	205	5-21-85	Gainesville, FL	Tampa, FL	CLEVELAND	0-0	0.00	1	0	0	0	1.0	0	0	0	0	2	9,062
74	MORIMANDO, Shawn	L-L	5-11	195	11-20-92	Virginia Beach, VA	Virginia Beach, VA	CLEVELAND	4.3	1.44	57	0	0	2	62.2	31	11	10	21	95	
49	OLSON, Tyler	L-L	6-3	205	10-2-89	Spokane, WA	Spokane, WA	Columbus	10-9	4.41	26	26	4	0	159.1	177	91	78	57	128	0,033
49	OLSON, Tyler	L-L	6-3	205	10-2-89	Spokane, WA	Spokane, WA	COLUMBUS	2-0	3.21	34	0	0	2	42.0	28	16	15	12	54	0,126
61	OTERO, Dan	R-R	6-3	215	2-19-85	Miami, FL	Bellevue, WA	CLEVELAND	1-0	0.00	30	0	0	1	20.0	13	0	0	6	18	4,124
76	PLUTKO, Adam	R-R	6-3	200	10-3-91	Upland, CA	Dallas, TX	CLEVELAND	3-0	2.85	52	0	0	0	60.0	63	23	19	9	38	
31	SALAZAR, Danny	R-R	6-0	195	1-11-90	Santo Domingo, DR	Santo Domingo, DR	Columbus	7-12	5.90	24	22	0	0	135.2	153	92	89	53	103	0,028
31	SALAZAR, Danny	R-R	6-0	195	1-11-90	Santo Domingo, DR	Santo Domingo, DR	Mahoning Valley	1-0	0.00	1	1	0	0	5.0	2	0	0	2	7	3,162
43	TOMLIN, Josh	R-R	6-1	190	10-19-84	Tyler, TX	Whitehouse, TX	Akron	0-1	16.20	1	1	0	0	1.2	3	3	3	2	3	
43	TOMLIN, Josh	R-R	6-1	190	10-19-84	Tyler, TX	Whitehouse, TX	Columbus	1-1	2.89	2	2	0	0	9.1	6	3	3	5	13	
43	TOMLIN, Josh	R-R	6-1	190	10-19-84	Tyler, TX	Whitehouse, TX	CLEVELAND	5-6	4.28	23	19	0	0	103.0	94	51	49	44	145	
43	TOMLIN, Josh	R-R	6-1	190	10-19-84	Tyler, TX	Whitehouse, TX	Mahoning Valley	0-0	2.45	1	1	0	0	3.2	8	5	1	0	4	7,033
43	TOMLIN, Josh	R-R	6-1	190	10-19-84	Tyler, TX	Whitehouse, TX	CLEVELAND	10-9	4.98	26	26	1	0	141.0	166	80	78	14	109	

NO.	CATCHERS	B.T.	HT.	WT.	BORN	BIRTHPLACE	RESIDENCE	2017 CLUB	AVG.	G	AB	R	H	2B	3B	HR	RBI	BB	SO	SB	MLS
7	GOMES, Yan	R-R	6-2	215	7-19-87	Sao Paulo, Brazil	Knoxville, TN	CLEVELAND	2.32	105	341	43	79	15	0	14	56	31	99	0	5,083
71	HAASE, Eric	R-R	5-10	190	12-18-92	Westland, MI	Livonia, MI	Akron	2.88	95	333	59	86	17	5	26	59	44	116	4	0,000
27	MEJIA, Francisco	S-R	5-10	175	10-27-95	Bani, DR	Bani, DR	Columbus	3.33	2	6	1	2	0	0	1	2	1	2	0	
55	PIREZ, Roberto	R-R	5-11	220	12-23-88	Mayaguez, PR	Mayaguez, PR	Akron	2.97	92	347	52	103	21	2	14	52	24	53	7	0,031
55	PIREZ, Roberto	R-R	5-11	220	12-23-88	Mayaguez, PR	Mayaguez, PR	CLEVELAND	1.54	11	13	1	2	0	0	0	1	1	3	0	
55	PIREZ, Roberto	R-R	5-11	220	12-23-88	Mayaguez, PR	Mayaguez, PR	CLEVELAND	2.07	73	217	22	45	12	0	8	38	26	71	0	3,083

NO.	INFELDERS	BT	HT.	WT.	BORN	BIRTHPLACE	RESIDENCE	2017 CLUB	AVG.	G	AB	R	H	2B	3B	HR	RBI	BB	SO	SB	MLS	
17	ALONSO, Yonder	L-R	6-1	230	4-8-87	La Habana, Cuba	Miami, FL	Oakland	.266	100	319	52	85	17	0	22	49	50	88	1	6,116	
73	CASTRO, Willi	S-R	6-1	170	4-24-97	Rio Piedras, PR	Santo Domingo, DR	Seattle	.265	42	132	20	35	5	0	6	18	18	30	1	0,000	
75	CHANG, Yu-Cheng	R-R	6-1	180	8-18-95	Taipei, Taiwan	Taipei, Taiwan	Lynchburg	.290	123	469	69	136	24	3	11	58	28	30	19	0,000	
36	DAZ, Yandy	R-R	6-2	185	8-8-91	Segua, Cuba	Miami, FL	Akon	.220	126	440	72	97	24	5	24	66	52	134	11	0,000	
10	ENCARNACION, Edwin	R-R	6-1	230	1-7-83	La Romana, DR	La Romana, DR	Columbus	.350	85	309	56	108	17	1	5	33	60	56	1	0,668	
9	GONZALEZ, Erik	R-R	6-2	190	8-31-91	Puerto Plata, DR	Puerto Plata, DR	CLEVELAND	.263	49	156	25	41	8	1	0	13	21	35	2	12,065	
22	KIPNIS, Jason	L-R	5-11	195	4-3-87	Northbrook, IL	Chicago, IL	CLEVELAND	.258	157	554	96	143	20	1	38	107	104	133	2	1,007	
12	LINDOR, Francisco	S-R	5-11	190	11-14-93	Caguas, PR	Orlando, FL	Columbus	.256	40	160	21	41	4	3	6	13	7	53	5	1,007	
11	RAMIREZ, Jose	S-R	5-9	190	9-17-92	Bani, DR	Bani, DR	CLEVELAND	.255	60	110	18	28	6	0	4	11	3	37	1	0,609	
33	REFSNIDER, Rob	R-R	6-0	200	3-26-91	Seoul, South Korea	Phoenix, AZ	Akon	.182	5	22	1	2	0	0	1	0	0	4	0	6,069	
66	STAMETS, Eric	R-R	6-0	190	9-25-91	Dublin, OH	Columbus, OH	CLEVELAND	.193	6	14	1	2	0	0	1	0	2	1	0	0,000	
39	URSHELA, Gowamy	R-R	6-0	200	10-11-91	Cartegena, Colombia	Cartegena, Colombia	CLEVELAND	.232	90	336	43	78	25	0	12	35	28	71	6	2,113	
53	ALLEN, Greg	S-R	6-0	175	3-15-93	San Diego, CA	Chula Vista, CA	CLEVELAND	.273	159	651	99	178	44	4	33	89	60	93	15	2,113	
35	ALMONTE, Abraham	S-R	5-9	210	6-27-89	Santo Domingo, DR	Santo Domingo, DR	CLEVELAND	.318	152	585	107	186	56	6	29	83	52	69	17	3,074	
23	BRANTLEY, Michael	L-L	6-2	200	5-15-87	Bellevue, WA	Port St. Lucie, FL	New York/AK	.135	20	37	3	5	1	1	0	0	0	3	8	2	1,107
8	CHISEWALL, Lomile	L-R	6-2	190	10-4-88	Morehead City, NC	Beaufort, NC	Toronto	.196	32	51	5	10	1	0	0	0	0	5	9	2	0,000
6	GUYER, Brandon	R-R	6-2	200	1-28-86	West Chester, PA	Gaithersburg, MD	Buffalo	.417	4	12	3	5	1	0	0	2	3	2	0	1,032	
30	NAQUIN, Tyler	L-R	6-2	190	4-24-91	Spring, TX	Iola, TX	Scranton/WB	.312	38	138	20	43	11	2	2	12	15	30	2	0,000	
4	ZIMMER, Bradley	L-R	6-5	220	11-27-92	San Francisco, CA	La Jolla, CA	Columbus	.251	101	334	49	84	23	0	15	47	30	87	8	1,032	

NO.	OUTFIELDERS	BT	HT.	WT.	BORN	BIRTHPLACE	RESIDENCE	2017 CLUB	AVG.	G	AB	R	H	2B	3B	HR	RBI	BB	SO	SB	MLS
53	ALLEN, Greg	S-R	6-0	175	3-15-93	San Diego, CA	Chula Vista, CA	Akon	.284	71	258	37	68	16	1	2	24	22	55	21	0,031
35	ALMONTE, Abraham	S-R	5-9	210	6-27-89	Santo Domingo, DR	Santo Domingo, DR	AZL Indians	.333	5	15	3	5	0	0	0	2	0	1	3	
23	BRANTLEY, Michael	L-L	6-2	200	5-15-87	Bellevue, WA	Port St. Lucie, FL	CLEVELAND	.229	25	35	7	8	1	0	1	6	2	8	1	
8	CHISEWALL, Lomile	L-R	6-2	190	10-4-88	Morehead City, NC	Beaufort, NC	Columbus	.260	23	77	11	20	6	1	2	6	15	13	3	3,052
6	GUYER, Brandon	R-R	6-2	200	1-28-86	West Chester, PA	Gaithersburg, MD	CLEVELAND	.233	69	172	26	40	8	3	14	20	46	2		
30	NAQUIN, Tyler	L-R	6-2	190	4-24-91	Spring, TX	Iola, TX	Akon	.299	90	338	47	101	20	1	9	52	31	50	11	7,131
4	ZIMMER, Bradley	L-R	6-5	220	11-27-92	San Francisco, CA	La Jolla, CA	Columbus	.125	5	16	1	2	0	0	0	0	1	4	0	5,158
								Columbus	.370	8	27	4	10	2	0	1	4	0	6	1	
								CLEVELAND	.288	82	236	34	68	17	1	12	53	25	55	2	5,066
								Columbus	.267	6	15	3	4	0	1	2	2	0	4	0	5,066
								CLEVELAND	.236	70	165	23	39	7	0	1	20	15	43	2	10,833
								Columbus	.298	80	295	42	88	14	4	10	51	30	71	5	10,833
								CLEVELAND	.216	19	37	4	8	2	0	0	1	2	9	0	0,139
								Columbus	.294	33	136	22	37	11	2	5	14	14	43	9	0,139
								CLEVELAND	.241	101	299	41	72	15	2	6	39	26	99	18	

MANAGER
Terry Francona (77)

COACHES
Sandy Alomar, Jr. (15), Scott Aichison (48), Brad Mills (2), Victor Rodriguez (60), Ty Van Burkleo (29), Carl Willis (51), Mike Sarbaugh (16)

ATHLETIC TRAINER
James Quiñan

ASSISTANT ATHLETIC TRAINER
Jeff Desjardins, Michael Salazar

STRENGTH/CONDITIONING:
Joe Kessler

TRAVELING SECRETARY
Mike Seghi

PHYSICIAN
Mark Schickendantz, M.D.

SHARE THE GAME WITH THE NEXT GENERATION

GET INVOLVED AT **PLAYBALL.org**



PROUD PARTNERS



2018 Major League Baseball Properties, Inc. All rights reserved. Major League Baseball trademarks and copyrights are proprietary to MLB entities. Visit MLB.com

Player Development



(L-R) Bob Mayer, William "Bo" Hughes and Don Lyle were presented with personalized baseball gloves by the Tribe's scouting department in recognition of over 25 years of service to the organization.
Courtney Culbreath - Cleveland Indians

Affiliate Information.....	226-227
Akron RubberDucks.....	248-250
Arizona League.....	260-263
Baseball Operations/Player Development Directory	228
Columbus Clippers	245-247
Dominican Summer League.....	264-265
Draft Selections	241-242
Goodyear Complex Staff	234
Lake County Captains	254-256
Lou Boudreau and Bob Feller Award Recipients, 1990-2015.....	241
Lynchburg Hillcats.....	251-253
Mahoning Valley Scrappers.....	257-259
Minor League Players.....	266-305
Minor League Schedule, 2018.....	306-311
Minor League Top Prospects List.....	244
Minor League Review, 2017	243
Player Development Staff.....	235-240
Scouting.....	229-233

Note: Footnotes refer to player stats that follow. () League leader, (#) Tied for league lead*

INDIANS PLAYER DEVELOPMENT AFFILIATES

Columbus Clippers (AAA)



International League
Huntington Park
330 Huntington Park Lane
Columbus, OH 43215
(614) 462-5250
www.clipperbaseball.com

Ken Schnacke, President & GM
Chris Tremie, Manager
Steve Karsay, Pitching Coach
Johnny Narron, Hitting Coach
Bobby Magallanes, Bench Coach
Chad Wolfe, Athletic Trainer
Scott Nealon, S&C Coach

Akron RubberDucks (AA)



Eastern League
Canal Park
300 S. Main St.
Akron, OH 44308
(330) 253-5151
www.akronrubberducks.com

Jim Pfander, GM/COO
Tony Mansolino, Manager
Rigo Beltran, Pitching Coach
Kevin Howard, Hitting Coach
Dennis Malave, Bench Coach
Jeremy Heller, Athletic Trainer
Paul Synenkyj, S&C Coach

Lynchburg Hillcats (High-A)



Carolina League
Calvin Falwell Field
3180 Fort Avenue
Lynchburg, VA 24501
(434) 528-1144
www.lynchburg-hillcats.com

Ronnie Roberts, GM
Rouglas Odor, Manager
Tony Arnold, Pitching Coach
Justin Toole, Hitting Coach
Grant Fink, Bench Coach
Bobby Ruiz, Athletic Trainer
Eric Ortego, S&C Coach

Lake County Captains (Low-A)



Midwest League
Classic Park
35300 Vine St.
Eastlake, OH 44095
(440) 975-8085
www.captainsbaseball.com

Neil Stein, GM
Luke Carlin, Manager
Joe Torres, Pitching Coach
Pete Lauritson, Hitting Coach
Kyle Hudson, Bench Coach
Jake Legan, Athletic Trainer
Juan Acevedo, S&C Coach

INDIANS PLAYER DEVELOPMENT AFFILIATES

Mahoning Valley Scrappers (Short-A)



New York-Penn League
Eastwood Field
111 Eastwood Mall Blvd.
Niles, OH 44446
(330) 505-0000
www.mvscrappers.com

Jordan Taylor, GM
Jim Pankovits, Manager
Jason Blanton, Pitching Coach
TBD, Hitting Coach
Omir Santos, Bench Coach
Gabriel Garcia, Athletic Trainer
Moises Cuevas, S&C Coach

Arizona League Indian 1 (Rookie)



Arizona League
Indians Development Complex
2601 South Wood Blvd.
Goodyear, AZ 85338
(623) 302-5678

Larry Day, Manager
Joel Mangrum, Pitching Coach
Jason Esposito, Hitting Coach
Kai Correa, Bench/Bullpen Coach
TBD, Athletic Trainer
Cesar Yopez, S&C Coach

Arizona League Indians 2 (Rookie)



Arizona League
Indians Development Complex
2601 South Wood Blvd.
Goodyear, AZ 85338
(623) 302-5678

Jerry Owens, Manager
Owen Dew, Pitching Coach
Junior Betances, Hitting Coach
Max Weiner, Bench Coach
Matt Beauregard, Athletic Trainer
Chris Giacchino, S&C Coach

Dominican Summer League Indians (Rookie)



José Mejía, L.A. Academy Coord.
Jesús Sánchez, Pitching Coach
Carlos Jan, Pitching Coach
Freddy Tiburcio, Hitting Coach
Carlos Fermín, Infield Coach

Jesús Tavárez, Tryout Coach
Luis Jiménez, S&C Coach
Fernando Cabral, S&C Assistant
Reyfel Moreno, Coach Asst.

Co-op. Coaches
Mike Mergenthaler, Hitting Coach
Juan de la Cruz, Bench Coach

Dominican Summer League
Las Americas Baseball Academy
Boca Chica, Dominican Republic

BASEBALL OPERATIONS DIRECTORY

Chris Antonetti	President, Baseball Operations
Mike Chernoff	General Manager
Carter Hawkins	Assistant General Manager
Matt Forman	Assistant General Manager
John Mirabelli	Senior Director, Scouting Operations
Mike Seghi	Director, Team Travel
Wendy Hoppel	Director, Baseball Administration
Sky Andrecheck	Senior Director, Baseball Research and Development
Keith Woolner	Principal Data Scientist, Baseball Analytics
Paul Gillispie	Senior Director, Pro Scouting
Eric Binder	Director, Baseball Operations
Koby Perez	Director, Latin American Scouting
Victor Wang	Director, Pro Scouting
Scott Barnsby	Director, Amateur Scouting
Josh Gibson	Director, Learning & Development
Alex Merberg	Assistant Director, Baseball Operations
Kevin Tenenbaum	Assistant Director, Baseball Research & Development
Clint Longenecker	Coordinator, Amateur Scouting
Rob Cerfolio	Assistant, Amateur Scouting
Richard Conway	Assistant, International Scouting
Zach Morton	Assistant, Baseball Operations
Sam Giller	Assistant, Baseball Operations
Steve Lubratic	Special Assistant to President of Baseball Operations/GM
Dave Malpass	Special Assistant to President of Baseball Operations/GM
Don Poplin	Special Assistant to President of Baseball Operations/GM
Tom Wiedenbauer	Special Assistant to President of Baseball Operations/GM
Tim Belcher	Special Assistant to Baseball Operations
Travis Hafner	Special Assistant to Baseball Operations
Marlene Lehky	Executive Administrative Assistant
Dr. Charles Maher	Sport & Performance Psychologist; Sr. Director, Personal & Org. Performance
Ceci Clark	Performance Coach
Brian Miles	Performance Coach
Oscar Gutierrez Ramirez	Performance Coach

PLAYER DEVELOPMENT

James Harris	Director, Player Development
Matt Blake	Assistant Director, Player Development
Alex Eckelman	Assistant Director, Player Development
Anna Bolton	Education & Language Coordinator
Johnny Goryl	Advisor, Player Development
Tim Tolman	Advisor, Player Development
Minnie Mendoza	Advisor, Latin American Operations
Dave Wallace	Special Assistant to Player Development, Catching
Travis Fryman	Special Assistant to Player Development, Infield
Robby Thompson	Special Assistant to Player Development, Infield
Nilda Taffanelli	Administrative Assistant, Player Development
Todd Kubacki	Performance Coordinator
Anthony Medrano	Assistant Field Coordinator
Ruben Niebla	Pitching Coordinator
Mark Allen	Lower-Level Pitching Coordinator
John McDonald	Defensive Coordinator
Ken Knutson	Pitching Programs & Rehab Coordinator
Ed Subel	Strength & Conditioning Coordinator, Affiliates
Hasani Torres	Performance Coordinator: L.A.
Ryan Faer	Performance Coordinator: Goodyear
Andrew Pipken	Medical Coordinator
Jeremy Harris	Physical Therapist
Teddy Blackwell	Medical Administrator
Cathy Saenz	Sports Dietitian
Ryan Lantz	Director, Arizona Operations
Fletcher Wilkes	Clubhouse Manager (AZ)
Justin Rhoads	Assistant Clubhouse Manager (AZ)
Alex De Moya	Manager, Latin American Baseball Operations
Ismael Jansen	Assistant Manager, D.R. Baseball Operations
Ricardo Garcia	Assistant, D.R. Baseball Operations

CLEVELAND SCOUTING STAFF

MAJOR LEAGUE PROFESSIONAL SCOUTS



Doug Carpenter

Major League Professional Scout

- Carpenter enters his 36th year working in professional baseball and has been scouting professionally for over 27 years, including seven years internationally. 2018 marks his 14th year with the Indians
- Coached professionally for the Detroit Tigers organization (1990-91) and as a Player/Coach for the Reno Silver Sox of the California State League (1989)
- Originally drafted by the NY Yankees and played seven years of professional baseball with the Yankees, Orioles and Twins organizations and played Winter Ball in Puerto Rico for the San Juan Metros in 1985
- Resides in North Palm Beach, FL with his wife, Beth, and son, Cameron



Dave Miller

Special Assignment Scout

- Miller is set to begin his 26th year with the Indians and his 33rd season working in professional baseball
- Served as Pitching Coordinator for the Tribe for 10 years, was a Pitching Coach in the organization for seven years and spent one season as Major League Bullpen Coach. Was also an amateur scout for the Indians for 2 years, covering NC, SC and VA
- Drafted in the first round of the 1986 draft by Baltimore after playing collegiately at Camden County College in NJ where he was an All American RHP
- He and his wife, Theresa, reside in Wilmington, NC and have three kids - Austin, Madisyn and Sheridan

PROFESSIONAL SCOUTS



Dan Budreika

Professional Scout

- Budreika is set to begin his second season in the Indians organization after being hired in December 2016
- Spent the 2016 season as Major League Video Coordinator for the Miami Marlins, and served as Baseball Operations Video Assistant and Minor League Video Coordinator for the Marlins organization from 2013-2015
- Previous experience includes baseball operations internships with the Nationals, Brewers and Phillies
- 2012 graduate of Duquesne University
- Resides in Mesa, AZ



Chris Calciano

Professional Scout

- Calciano enters his first season in the Indians organization after being hired in December 2017
- Served as an amateur scout with the Red Sox from 2007-17, covering the Mid-Atlantic region
- Coached college baseball for 12 years, including head coaching stints at Pennsylvania's West Chester University (2000-4) and Georgia College and State University (2004-7)
- Played baseball and basketball at Eastern University (PA) and was inducted into the school's Hall of Fame in 2012
- Originally from Philadelphia, he resides in Milton, DE and has one daughter, Ava



Ethan Purser

Professional Scout

- Purser will begin his second season with the Tribe after being hired in December 2016
- Served as Amateur Scout for the Tampa Bay Rays in 2016
- Previous experience includes internships with both *Baseball Prospectus* and *Perfect Game*
- 2014 graduate of Berry College in Georgia



Jim Rickon

Professional Scout

- Rickon enters his first season as a Professional Scout with the Tribe, and his 20th overall in the organization as a player, coach, manager or coordinator
- Spent the past three seasons as Hitting Coordinator and has coached or managed in the system since 2002
- Signed by the Indians as a non-drafted free agent in 1999 after graduating from Cleveland State University
- Played three professional seasons from 1999-2001, advancing as high as Double-A
- Resides in Hudson, OH with his wife and three children



Brent Urcheck

Professional Scout

- Urcheck is set to begin his 15th season with the Indians after joining the organization as an Advance Scouting Intern in 2004
- This is Brent's fourth season as a Professional Scout for the Tribe
- Attended the University of Richmond where he played four years of collegiate baseball
- Resides in Philadelphia, PA

CROSSCHECKERS



William (Bo) Hughes

Senior Advisor, Amateur Scouting

- Hughes is set to begin his 25th season working in professional baseball, his sixth as a National Crosschecker for the Indians and third as the Senior Advisor of Amateur scouting; received a Lifetime Achievement Award from the Indians Scouting Department in 2018. Previously worked for the Colorado Rockies, Los Angeles Angels and the MLB Scouting Bureau
- Drafted by the Minnesota Twins out of Notre Dame HS in Sherman Oaks, CA and attended the University of La Verne where he played for long-time ML Hitting Coach Ben Hines - holds a degree in Behavioral Psychology
- Has worked as a consultant on several movie projects and has trained the likes of Madonna, Tom Hanks, and many others
- Resides in Sherman Oaks, CA with his wife, Tracey, son, Will, and daughter, Mary-Megan



Scott Meaney

National Crosschecker

- Meaney begins his 20th season in professional baseball, all with the Indians organization
- This season will be Meaney's third as a National Crosschecker
- Joined the Indians as a Video Advance Scout in 1999 and spent six years as an Area Scout in S. Texas & Louisiana
- Played collegiately for the University of Massachusetts
- He and his wife, Tamara, reside in Apex, NC with their four children: Colin, Grace, Abigail and Emma



Jason Lynn

International Crosschecker

- Lynn enters his 11th season with the Indians organization and first as International Crosschecker
- He previously served as Assistant Director of International Scouting from 2012-17 after working as a Scouting Operations Assistant from 2011-12; originally joined the Tribe in 2008 in Player Development and Scouting
- Extensive international experience includes securing and maintaining strategic partnerships for the organization with foreign clubs in a variety of countries
- Graduated from Babson College in 2007 with a degree in Business Management and resides in Scottsdale, AZ

REGIONAL SUPERVISORS



Kevin Cullen

Regional Supervisor - Lower Midwest

- Cullen is set to enter his 12th season with the Indians after joining the Amateur Scouting Department as an Area Scout in 2007
- Before joining the Indians, Cullen coached at the University of Missouri and the University of Central Missouri
- Resides in Frisco, TX with his wife, Anne, and their daughter, Lauryn



Jon Heuerman

Regional Supervisor - West Coast

- Heuerman begins his ninth season in professional baseball and sixth with the Indians organization
- Coached collegiately at UC Davis from 2006-09
- He and his wife, Amy, reside in Chandler, AZ with step-daughter, Madeleine Little



Junie Melendez

Regional Supervisor - Upper Midwest

- Melendez is set to begin his second season as a Regional Supervisor for the Tribe...2018 is his 12th season in professional baseball and his 10th with the Indians organization
- Joined the Indians as an Area Scout in 2008 after previously working for the MLB Scouting Bureau
- Played collegiately for the University of Toledo where he was named an All-MAC First-Team pitcher in 1999
- Resides in Lorain, OH



Mike Soper

Regional Supervisor - Southeast

- Soper enters his 29th season in professional baseball as a player or scout and his 14th with the Tribe... 2018 will be Soper's third season as a Regional Supervisor
- Drafted in the third round of the 1983 Draft (71st overall) by the Chicago White Sox out of Miami Palmetto HS
- Resides in Tampa, FL
- Has one son, Reece



Brad Tyler

Regional Supervisor - East Coast

- Tyler is set to begin his 23rd year in professional baseball and his 10th year as a scout for the Indians
- Played collegiately at the University of Evansville and was selected in the sixth round of the 1990 Draft by Baltimore
- Played 13 years of minor league baseball for eight different organizations, reaching the Triple-A level
- Resides in Athens, GA with his wife, Kimberly, and their two children, Morgan and Trace

AREA SCOUTS



Steve Abney

Territory: AR, IA, KS, MO, NE

- Abney is set to begin his 18th year as a member of the Amateur Scouting Department with the Indians
- Played collegiately at Fresno State University and signed as a NDFA with the San Diego Padres
- Coached at Butte CC, University of SW Louisiana, Lassen Community College, University of Mississippi and the University of Kansas...Member of the California Community College Baseball Hall of Fame
- He and his wife Cheryl have three daughters: Lauren, Brooke and Olivia
- Resides in Lawrence, KS



Chuck Bartlett

Territory: AL, MS, W. TN

- Bartlett begins his 12th season with the Indians after coaching for 20+ years at the collegiate D1 level
- Grew up in the Greater Cleveland Area and started his college playing career locally at Tri-C West
- Completed his collegiate career at Mississippi St. U and later played professionally in the LA Dodgers organization
- He and his wife, Amy, reside in Starkville, Mississippi
- Has three children: Kelly, Max and Ben



CT Bradford

Territory: GA,E. TN, W. SC

- Bradford is set to begin his fourth season as an Area Scout for the Tribe
- Graduated in 2014 from Mississippi State University, leading the Bulldogs to the 2013 College World Series
- Was drafted by the Indians out of high school in 2010
- Resides in Stamford, CT



Mike Bradford

Territory: NC, E. SC

- Bradford was hired by the Tribe prior to the 2013 campaign and is set to begin his fifth season as an Area Scout
- Served as an Assistant Coach and Recruiting Coordinator at Chipola Junior College (FL) from 2011-12
- Graduated from the University of West Florida in 2010
- Resides in Pensacola, FL



David Compton

Territory: S. CA

- Compton is set to begin his third season with the Indians after being hired in 2016 as an Area Supervisor
- In 2018, Compton's territory will move from the Carolinas to his home of Southern California
- Served as a fourth coach for the Springfield Cardinals (AA) in 2015
- Played collegiately at Cal State Los Angeles and signed with the Dodgers as a non-drafted free agent in 2013
- Returned to Cal State LA in 2014 to complete his BA in Business Administration while working as an associate scout for the Minnesota Twins in Southern California



Aaron Etchison

Territory: DC, DE, MD, MI, VA

- Etchison enters his first season as an Area Scout for the Indians
- Originally from Indiana, he spent the last five years coaching at the University of Michigan, working primarily with the team's catchers
- Played college baseball at Ball State University, Chipola Junior College (FL) and the University of Maryland
- Served as captain of 2012 Maryland team that won 32 games; also threw out 14 of 26 baserunners his senior year



Conor Glassey

Territory: AK, ID, MT, OR, WA, WY, W. Canada

- Glassey was hired by the Indians in 2014 and will begin his fourth full season as an Area Scout
- Covered the MLB draft from 2008-2013 while writing for *Baseball America*
- Graduated from Central Washington University
- Resides with his wife, Cheryl, in Woodinville, WA



Mike Kanen

Territory: NE, E. PA, E. Canada

- Kanen is set to begin third season as an Area Scout
- Hired by the Indians after serving as the club's baseball operations intern in 2014; spent 2015 as Assistant, Amateur Scouting
- Played collegiately for four years at Johns Hopkins University, earning his degree in 2013
- Previously interned with Washington Nationals, New York Mets, and *Baseball America*
- Resides in Hoboken, NJ

AREA SCOUTS



Andrew Krause

Territory: E. FL, Orlando, S. FL, Puerto Rico

- Krause enters his second season as a full-time scout for the Indians, switching territories from the Midwest to covering parts of Central and Eastern Florida, and Puerto Rico
- He previously served as a part-time scout for the Indians; prior to joining the Tribe, served as the Double-A video intern for the Tampa Bay Rays, and was the team's 2014 Baseball Operations intern
- 2010 graduate of Randolph-Macon College; received Master's Degree in Sports Management from Florida State University



Blaze Lambert

Territory: N. LA, N. TX, OK

- Lambert was hired by the Tribe in 2015 and is set to begin his fourth season as an Area Scout
- Played collegiately at Eastfield (Texas) CC and Palm Beach Atlantic University, graduating in 2007 before earning his M.S. at Angelo State University in 2009
- Coached collegiately at Nicholls State, Ranger College, Des Moines Area Community College and Texas A&M-Corpus Christi
- He and his wife, Amy, reside in Azle, TX



Pete Loizzo

Territory: ND, SD, MN, WI, IL, MI

- Loizzo is set to begin his second season in the Indians organization
- Hired for 2017 after serving as Operations Manager and Sales Associate for *Inside Edge Scouting Services*
- Also served as a Triple-A video intern for the Los Angeles Dodgers organization in 2013
- 2011 graduate of St. Olaf College, where he earned his B.A. in Political Science and English
- Served as Pitching Coach at St. Olaf in 2012, as well as Director of Baseball Operations from 2014-2015.



Don Lyle

Territory: N. CA, N. NV

- Lyle enters his 27th year of scouting and his 16th year with the Indians organization
- Received a Lifetime Achievement Award from the Indians' Scouting Department in 2018, in recognition of over 25 years of scouting service
- Began his scouting career with the San Diego Padres in 1992
- Played for seven years in the Reds organization, reaching the Triple-A level
- Resides in Sacramento, CA



Bob Mayer

Territory: KY, MI, OH, W. PA, WV

- Mayer is set to begin his 29th season as a member of the Cleveland Indians Amateur Scouting Department, and switches territories from the Mid-Atlantic to the eastern half of the Midwest
- Received a Lifetime Achievement Award from the Scouting Department in 2018, in recognition of his service
- Drafted in the 13th round of the 1976 Draft out of Florida State University by the Cincinnati Reds, where he played five seasons in the minor leagues
- He and wife, Beth Ann, reside in Somerset, PA



Carlos Muñiz

Territory: Central CA

- Muñiz is set to begin his fifth season with the Tribe and his 16th season overall in professional baseball
- Drafted by the NY Mets in the 13th round of the 2003 Draft as a pitcher - played parts of two seasons with the Mets Major League club
- Played collegiately for the University of California State - Long Beach
- Resides in San Pedro, CA with his wife, Bertha, and two children, Matthew and Travis



Ryan Perry

Territory: AZ, CO, NM, UT, Las Vegas

- Perry is set to begin his fourth season as an Area Scout after serving as a part-time scout in Northern California for the 2014 Draft
- Played collegiately at Sierra College (Calif.), Sacramento City College and Miami (Fla.) University
- Drafted by the Detroit Tigers out of high school in 2005
- Resides in Chandler, AZ and has one daughter, Paisley



Steffan Segui

Territory: W. FL, N. FL (Tallahassee)

- Segui returns for his third season as an Area Scout after serving as a Video/Underclass Scout during the 2014 and 2015 seasons
- Pitched collegiately at Mars Hill University, completed his undergrad at the University of North Florida and received a Master's Degree in Sport Management from the University of Florida
- Resides in St. Petersburg, FL

AREA SCOUTS



Kyle Van Hook

Territory: S. TX, S. LA

- Van Hook enters his 20th season in professional baseball and his seventh year with the Indians organization
- Prior to scouting, he was the Head Coach at Blinn College in Brenham, TX
- Donated a kidney to his grandson, Briscoe, in August 2017
- He and his wife, Loyce, reside in Brenham, TX; they have three children, Clay, Vanessa and Olivia, and two grandchildren, Avery and Briscoe

INTERNATIONAL SCOUTS

Jhonathan Leyba

Latin America Supervisor

Luis Camacho

Venezuela Area Scout

Allen Lin

Pacific Rim Supervisor

Amiro Santana

Dominican Scout

Jose Stela

Venezuela Area Scout

Peter Gahan

Australia Area Scout

Rigoberto De Los Santos

Dominican Area Scout

Jesús Morillo

Venezuela Area Scout

Clinton Matsuzawa

Japan Area Scout

Anthony Roa

Dominican Area Scout

José Luis Merejo

Panama Area Scout

Manyoun Kim

Korea Area Scout

Gustavo Benzan

Dominican Area Scout

Arnold Elles

Colombia Area Scout

Brian Larmonie

Aruba Area Scout

Joanniel Montero

Dominican Area Scout

Hernán Albornoz

Venezuela Scouting Coordinator

CLEVELAND INDIANS PART-TIME UNDERCLASS SCOUTS

Matt Czechanski

Trent Friedrich

John Stott

DOMINICAN COMPLEX STAFF



Alex De Moya

Manager, Latin American Baseball Operations

De Moya enters his third season with the Indians as Manger for Latin American Baseball Operations. In his current role, he oversees operations of the current Dominican academy and works together with the International Scouting and Player Development departments, while overseeing construction of the new Indians Latin American Facility.

De Moya began his career in 2013 with the Office of the Commissioner of Major League Baseball as an intern for the Baseball Operations Department in Santo Domingo. He later served as the office's Coordinator for Baseball Operations before joining the Indians in his current role.

Alex resides in his native Santo Domingo, Dominican Republic. He graduated from Palm Beach Atlantic University with a dual degree in Management and Marketing, and also completed a Master's Degree in Business Leadership Skills.



Ismael Jansen

Assistant Manager, D.R. Baseball Operations

Jansen begins his first season with the Indians organization, joining the Tribe after a five-year stint working for MLB in the Dominican Republic. In his new role with Cleveland, he will be working on the enhancement and implementation of all day-to-day administrative and financial activities at the Indians Dominican academy.

He joins the Tribe after spending the previous five years working for MLB's office in the Dominican Republic and contributing to their Baseball Operations, Legal and Age/ID Investigation departments.

Jansen has both an undergrad and Master's degree in Law from Pontificia Universidad Católica Madre y Maestra, the D.R.'s first private, Catholic and coeducational university. He resides in his native Santo Domingo with his wife and two sons, Sebastian and Nicolas.

GOODYEAR COMPLEX STAFF



Ryan Lantz

Director, Arizona Operations

Ryan enters his 15th season with the Indians and his second as Director of Arizona Operations, after previously spending 10 seasons as Manager of Spring Training Operations. He is responsible for all business aspects of the organization at the Development Complex in Goodyear, AZ, such as facility operations, sponsorships, ticket sales and marketing initiatives. Lantz also serves as the local liaison between the organization and the community. Ryan previously was the Manager of Spring Training in Winter Haven, FL, before being permanently relocated to oversee the operations in Goodyear.

He began his career with the organization in 2001 as an intern in the Sales & Marketing Department, and then spent two seasons in the group sales department, all while being one of the most feared and dominant hot dog racers the sport has ever seen.

The Champion High School graduate earned his marketing degree from The Ohio State University in 2002, and currently resides with his wife, Lisa, in Goodyear, AZ. They have one daughter, Scarlet.



Fletcher Wilkes

Clubhouse Manager

Fletcher enters his 10th season as the Clubhouse Manager of the Indians Player Development Complex in Goodyear, AZ, and his 25th year as a member of the Cleveland Indians organization. Wilkes is responsible for the day-to-day operations of the clubhouse in Arizona year-round and also oversees the minor league clubhouse during spring training.

Fletcher began his career in the Indians organization as the Clubhouse Manager of the Columbus RedStixx in 1994 before moving on to AA Canton-Akron in 1996 and eventually taking over the duties in Akron in 1997. In 2007, Wilkes served as the Assistant Visiting Clubhouse Manager in

Cleveland before moving out to Arizona to assume his newly created duties. He has been responsible for running the minor league clubhouse in spring training since 1996.

A native of Phenix City, AL, Fletcher resides in Goodyear, AZ, with his wife, Allison, and two sons, Mason and Jackson. He graduated from Columbus (GA) College with a degree in Parks and Administration in 1994 and is an avid Alabama Crimson Tide fan.



Justin Rhoads

Assistant Clubhouse Manager

Rhoads is set to begin his third season as the Assistant Clubhouse Manager for the Indians Player Development Complex in Goodyear, Arizona. 2017 will be Justin's ninth season with the Cleveland Indians, having joined the team in 2009 in the Ballpark Operations department. From 2014-2016, Justin served as Assistant Manager of the Merchandise Distribution Center Cleveland, as well as the Manager of the Goodyear Ballpark Team Shop.

In his role as Assistant Clubhouse Manager, Rhoads is responsible for all aspects of the clubhouse pertaining to player/coach needs and game/training preparations in association with Fletcher Wilkes.

A Jefferson, Ohio native, Justin graduated from Jefferson Area High School in 2008 before attending Cleveland State University. Earning a degree in Health Science, Rhoads was a leading hand in creating CSU's mixed martial arts cage fighting team, with whom he fought and coached in his time with the Vikings. Justin met his fiancée, Izzy, at Cleveland State, and they live in Goodyear, Arizona with their German Shepherd, Axel. The couple plans to marry in the summer of 2018.



Goodyear Mayor Georgia Lord presented Director of Arizona Operations Ryan Lantz with a proclamation in honor of the Indians being named "Corporate Citizen of the Year" by the Goodyear City Council in January 2018.

Jessica Perry - City of Goodyear

PLAYER DEVELOPMENT STAFF



Anthony Medrano

Asst. Field Coordinator

Born: December 8, 1974 in Bellflower, CA

Resides: Surprise, AZ

Managerial/Coaching Highlights: Enters his first season as Assistant Field Coordinator and 11th season overall in the Indians organization, spending most of that time as a manager or coach...Previously managed the AZL Indians for eight seasons...guided the team to a 31-25 record in 2016, securing their third postseason appearance in four years...led the AZL Tribe to a 37-16 record in 2014 on their way to the club's first AZL Championship...made his managerial debut in 2011 for the AZL Indians after spending two seasons (2009-10) as a coach on the club's staff.

Managerial/Coaching Career: 2008-Coach, GCL Indians (Indians); 2009-2010-Coach, AZL Indians (Indians); 2011-2017-Manager, AZL Indians.

Playing Career: Originally selected in the second round of the 1993 draft by the Toronto Blue Jays and played professionally for 14 seasons, all at the minor league level with the Blue Jays, Kansas City Royals, Cleveland Indians, Montreal Expos, Chicago Cubs, Philadelphia Phillies and Washington Nationals organizations...advanced as high as the Triple-A level...owns a career minor league average of .270 with 65 HR and 575 RBI in 1,449 games.

Personal/Miscellaneous: Married, wife's name is Julie...has three children - AJ, Alex and Abby.

MEDRANO'S MANAGERIAL RECORD

YEAR	CLUB	LEAGUE	CLASS	W-L	PCT	POS.	NOTES
2011	AZL Indians	Arizona	Rookie	30-26	.536	3rd	4.0 games back
2012	AZL Indians	Arizona	Rookie	31-25	.554	2nd	3.5 games back
2013	AZL Indians	Arizona	Rookie	28-28	.500	2nd	First postseason berth
2014	AZL Indians	Arizona	Rookie	37-16	.698	1st/1st	First league championship
2015	AZL Indians	Arizona	Rookie	23-33	.411	T-4th	7.5 games back
2016	AZL Indians	Arizona	Rookie	31-25	.554	3rd	Lost in AZL Divisionals
2017	AZL Indians	Arizona	Rookie	15-41	.268	5th	22.0 games back
MINOR TOTALS				195-194	.501		



John McDonald

Defensive Coordinator

Born: September 24, 1974 in New London, CT

Resides: Scituate, MA

Managerial/Coaching Highlights: Returns for his third season as the Indians Infield Coordinator after re-joining the Tribe as a Special Assistant in 2015...retired at the end of the 2014 season, closing the book on a 16-year Major League career.

Managerial/Coaching Career: 2015-Special Assistant to Baseball Operations (Indians); 2016-2017-Infield Coordinator (Indians).

Playing Career: Drafted by the Indians in the 12th round of the 1996 amateur draft, made his Major League debut with the Tribe in 1999...played for Cleveland from 1999-2004, and again briefly in 2008...batted .229 with 4 HR and 33 RBI in 293 games with Cleveland...recorded over half of his Major League plate-appearances (1453/2651) as a member of the Toronto Blue Jays (2005-2011)...played for the Indians, Tigers, Blue Jays, Diamondbacks, Pirates, Phillies, Red Sox and Angels...batted .233 with 210 RBI over his 16-year Major League Career.

Personal/Miscellaneous: Married, wife's name is Maura...has two children - Jackie and Anthony.



Ruben Niebla

Pitching Coordinator

Born: December 19, 1971 in El Centro, CA **Resides:** Imperial, CA

Managerial/Coaching Highlights: Returns for his 18th year as a coach in the Indians organization and his sixth consecutive season as the Tribe's Minor League Pitching Coordinator...served as Pitching Coach for the Mexican National Team in 2015...was named the interim Major League Pitching Coach on August 8, 2012 and served as a coach on the big-league staff for the remainder of the campaign...in 2011, he and Mike Sarbaugh won their third league title together as Columbus set a franchise record for single-season team strikeouts (1142) and had their lowest team ERA since 1992 (3.94)...

coached in the *SiriusXM* Futures Game in 2011...served as an Assistant to the Major League coaching staff in 2010...in 2009, Ruben served as the Pitching Coach at Akron who won the Eastern League Championship and posted the league's lowest team ERA...coached in Arizona Fall League in 2008...served as a coach at the Eastern League All-Star Game in 2009 and South Atlantic League All-Star game in 2001 and 2008.

Managerial/Coaching Career: 2001-Pitching Coach, Columbus RedStixx (Indians); 2002-Pitching Coach, Kinston Indians (Indians); 2003-2005-Pitching Coach, Burlington Indians (Indians); 2006-2008-Pitching Coach, Lake County Captains (Indians); 2009-Pitching Coach, Akron Aeros (Indians); 2010-Assistant to the Major League Coaching Staff (Indians); 2010-Pitching Coach, Mexicali Aguilas (Mexican League); 2011-2012-Pitching Coach, Columbus Clippers (Indians); 2012-Interim Major League Pitching Coaching (Indians); 2013-2017-Pitching Coordinator, Cleveland Indians.

Playing Career: Signed with the Montreal Expos as a non-drafted free agent in 1995 and played professionally for six seasons with the Montreal Expos, Los Angeles Dodgers and in the independent leagues...best season was in 1998 in the Expos organization, posting an ERA of 3.69 in 43 games out of the bullpen...overall in six seasons, was 29-27 with a 4.11 ERA in 195 games/48 starts.

Personal/Miscellaneous: Married, wife's name is Stephanie...has a daughter, Jaelyn and son, Johrden...graduated from Azusa Pacific University in 1997 with a degree in Kinesiology and Physical Education...was a two-time All-American in 1994 and 1995 at Azusa Pacific.



Mark Allen

Lower Level Pitching Coordinator

Born: November 26, 1975 in Temple, TX **Resides:** Gainesville, TX

Managerial/Coaching Highlights: Allen enters his second season as the Indians Lower Level Pitching Coordinator...marks Allen's eighth season with the Tribe after joining the club in 2010, where he was an Area Scout until 2013...Served as a Regional Crosschecker in 2014 and was the National Pitching Crosschecker for the team in 2015...Began coaching in the organization in 2014 with the AZL Indians, who won the Rookie League championship that season.

Managerial/Coaching Career: Prior to joining the Indians, Allen gained coaching experience at St. Gregory's University, Northlake College, Frank Phillips College, North Central Texas College and Seminole State College.

Playing Career: Mark played four years of collegiate baseball at Vernon Junior College, University of Texas at San Antonio and Phillips University.

Personal/Miscellaneous: Lives in Gainesville, TX with his wife Angela and their two daughters, Skylar and Avery.



Brian Miles

Mental Performance Coordinator

Brian, originally from Newtown, CT, returns for his third season as an Indians Performance Coach, working with the team's minor league affiliates.

Prior to joining the Tribe, Miles spent three and a half years working with the United States Army's Comprehensive Soldier and Family Fitness programs in both Fort Bliss, TX, and Fort Drum, NY. During his time working with the military, Miles had the opportunity to work with the Fort Drum Best Ranger Teams that compete annually at Fort Benning, GA, and various other units at both installations. Prior to his work with the U.S. Army, Miles worked with various college and amateur athletics programs at Springfield College. He is also an active member of the Association for Applied Sport Psychology (AASP).

Brian is a 2009 graduate of Montclair State University (NJ) and earned a Master's of Education in Psychology from Springfield College (MA) in 2012. He and his wife, Megan, live in Westlake, OH.

**Tim Tolman****Advisor, Player Development****Born:** April 20, 1956 in Santa Monica, CA**Resides:** Oro Valley, AZ

Managerial/Coaching Highlights: Begins his seventh season as an Advisor of Player Development in the Cleveland Indians organization after spending two seasons (2010-2011) as the Major League Bench Coach...served as Tribe's Field Coordinator over four seasons from 2003-06 before joining Washington's Major League coaching staff in 2007 and 2008...was the Seattle Mariners Minor League Coordinator of Instruction in 2009... Served as a minor league manager during parts of his 14 years working in the Houston Astros Player Development system from 1989-2002 before joining the Indians organization

in 2003...was a minor league manager in the Astros system at all three levels (A, AA, AAA) from 1991-96 where he compiled a record of 375-446 (.457) and then worked in amateur and professional scouting from 1997-2002 where he was the West Coast Supervisor and a Crosschecker.

Managerial/Coaching Career: 1991-Manager, Burlington Astros (Astros); 1992-Manager, Asheville Tourists (Astros); 1993-1994-Manager, Osceola Astros (Astros); 1995-Manager, Jackson Generals (Astros); 1996-Manager, Tucson Toros (Astros); 2003-2006-Minor League Field Coordinator, Cleveland Indians; 2007-2008-Third Base Coach, Washington Nationals; 2009-Minor League Coordinator of Instruction, Seattle Mariners; 2010-2011-Bench Coach, Cleveland Indians; 2012-2017-Advisor of Player Development, Indians.

Playing Career: Played parts of seven seasons and 132 games at the big league level for Houston and Detroit from 1981-87, and overall enjoyed a 12-year professional career from 1978-89.

Personal/Miscellaneous: Married to Christy, for 33 years, with sons, Andrew and Casey...played collegiately at USC where he was named Pac-10 Player of the Year and went on to win the College World Series in 1978..."Fight On".

**Minnie Mendoza****Advisor, Latin American Operations****Born:** November 16, 1934 in Cuba**Resides:** Garden City, SC

Managerial/Coaching Highlights: Begins his eighth season as the Advisor of Latin America Operations in the Indians organization...spent 13 seasons as a Latin America Field Coordinator in the Indians Player Development System from 1998-2010...marks his 29th season in the Cleveland Indians organization after joining the club in 1990 as the Indians Latin America Field Coordinator before managing the Burlington Indians from 1993-1995...spent ten seasons in the Baltimore Orioles organization from 1980-1989...has been a player, minor league manager, coach or instructor for 59 of the last

63 years...as an Advisor of Latin America Operations, Mendoza is responsible for advising the Vice President of Player Development and the Director of Latin America Operations as it pertains to all departmental operations and philosophies.

Managerial/Coaching Career: 1974-1975-Manager, Juarez, Mexican League; 1980-Coach, Charlotte Hornets (Orioles); 1981-Manager, Miami Orioles (Orioles); 1982-1983-Minor League Hitting Instructor (Orioles); 1984-1987-Minor League Infield Instructor (Orioles); 1988-First-Base Coach, Baltimore Orioles (Orioles); 1989-Minor League Infield Instructor (Orioles); 1990-1991-Latin America Field Coordinator, Cleveland Indians; 1992-Manager, Burlington Indians; 1993-1995-Latin America Field Coordinator (Indians); 1996-Coach, Canton-Akron Indians; 1997-Coach, Akron Aeros (Indians); 1998-2010-Latin America Field Coordinator (Indians); 2011-2017-Advisor, Latin American Operations (Indians).

Playing Career: Played professionally for 20 seasons...began his career in 1954 at Miami, a farm club of the Havana Cubans...played two seasons ('56-'57) in the Reds organization...spent his final 15 seasons ('58-'72) in the Senators/ Twins organization before his career ended with Monterrey in the Mexican League in 1973...played 10 full seasons with Charlotte...was a six-time All Star ('65-'69 & '71) at Charlotte and also was an All-Star selection at Denver in 1970...made his MLB debut with the Minnesota Twins in 1970 and played in 16 games at the Major League level with his first major league hit coming off Baltimore's Mike Cuellar...owned a career minor league average of .290.

Personal/Miscellaneous: Married, wife's name is Julia...has four daughters - Amalia, Milagros, Carmen and Julia.



Johnny Goryl

Advisor, Player Development

Born: October 21, 1933 in Cumberland, RI

Resides: Apopka, FL

Managerial/Coaching Highlights: Begins his 68th consecutive season working in professional baseball, 37th straight season with the Indians and 14th consecutive campaign as the Advisor of Player Development; other roles with the Indians have included coach, executive, advisor and coordinator...during the 2012 Winter Meetings, Goryl was presented with the Mike Coolbaugh Award, which honors an individual who has shown an outstanding baseball work ethic, knowledge of the game and skill mentoring young players on the field...as the Advisor of Player Development, Goryl is responsible for advising the Vice President of Player Development and the Field Coordinator as it pertains to all departmental operations and philosophies.

Managerial/Coaching Career: 1966-Manager, Orlando (Twins); 1967-Player/Coach, Denver (Twins); 1968-Manager, Denver (Twins); 1969-Coach, Minnesota Twins (Twins); 1970-Manager, Wisconsin (Twins); 1971-Manager, Lynchburg (Twins); 1972-Manager, Charlotte (Twins); 1973-1975-Manager, Wisconsin (Twins); 1976-Manager, Reno (Twins); 1977-1978-Manager, Orlando (Twins); 1979-1980-Coach, Minnesota Twins (Twins); 1980-1981-Manager, Minnesota Twins (Twins); 1982-1988-Third Base Coach, Cleveland Indians (Indians); 1989-1992-Cleveland Indians Director of Minor League Operations (Indians); 1993-1996-Special Assistant Baseball Operations, Cleveland Indians (Indians); 1997-1998-Infield Coach, Cleveland Indians (Indians); 1999-2003-Defensive Coordinator, Cleveland Indians (Indians); 2004-2017-Advisor of Player Development (Indians).

Playing Career: Began his playing career as an infielder in the Boston Braves organization in 1951...played professionally for 16 seasons as a member of the Boston Braves, Baltimore Orioles, Chicago Cubs, Los Angeles Dodgers and Minnesota Twins organizations...played parts of six seasons at the Major League level with the Chicago Cubs (1957-1959) and the Minnesota Twins (1962-1964) and owned a career Major League average of .225 with 16 HR and 48 RBI in 276 games.

Personal/Miscellaneous: Has three children - Susan, Tammy and John - as well as six grandchildren and two great-grandchildren...son J.D. pitched in the Indians Player Development System in 2009-10.

GORYL'S MANAGERIAL RECORD

YEAR	CLUB	LEAGUE	CLASS	W-L	PCT	POS.	NOTES
1966	Orlando	Florida State	Advanced A	71-68	.511	4th/6th	
1967	Denver	Pacific Coast	AAA	47-50	.485	5th	
1969	Denver	Pacific Coast	AAA	7-22	.241	6th	
1970	Wisconsin	Rapids Midwest	A	59-60	.496	7th/3rd	
1971	Lynchburg	Carolina	Advanced A	68-67	.504	3rd/5th	
1972	Charlotte	Southern	AA	70-70	.500	3rd	
1973	Wisconsin	Rapids Midwest	A	68-53	.562	1st/4th	
1974	Wisconsin	Rapids Midwest	A	80-60	.571	1st/2nd	
1975	Wisconsin	Rapids Midwest	A	71-58	.550	3rd/2nd	
1976	Reno	California	Advanced A	75-62	.547	3rd/1st	
1977	Orlando	Southern	AA	76-61	.555	2nd/2nd	
1978	Orlando	Southern	AA	82-61	.573	1st/3rd	
1980	Minnesota	American	Majors	23-13	.639	3rd	
1981	Minnesota	American	Majors	11-25	.306	6th	
MINOR TOTALS				774-680	.532		
MAJOR TOTALS				34-38	.472		

**Travis Fryman****Special Assistant: Infield**

Born: March 25, 1969 in Lexington, KY

Resides: Molino, FL

Managerial/Coaching Highlights: Returns for his third season as an Advisor of Player Development for the Indians...managed Mahoning Valley in 2015, and from 2008-2010... spent 2013 and 2014 as a special assistant to player development...worked two seasons as the Infield Coordinator for the Indians in 2011 and 2012.

Managerial/Coaching Career: *2008-2010*-Manager, Mahoning Valley Scrappers (Indians); *2011-2012*-Infield Coordinator (Indians); *2013-2014*-Special Assistant (Indians); *2015*-Manager, Mahoning Valley Scrappers (Indians); *2016-2017*-Advisor, Player Development (Indians).

Playing Career: Retired in 2002 following a 16-year career in which he spent parts of 13 seasons at the Major League level with the Detroit Tigers (1990-97) and Cleveland Indians (1998-2002)...compiled a .274 batting average with 223 HR and 1,022 RBI over 1,698 career games...earned the A.L. Silver Slugger Award at shortstop in 1992... was selected to five A.L. All-Star teams (1992-94, 1996, 2000) and represented the Tribe as the league's starting third baseman in the 2000 Midsummer classic...Fryman was honored with a *Rawlings* Gold Glove in 2000, while batting a career-best .321 with 22 HR and 106 RBI.

Personal/Miscellaneous: Married to Kathleen; three sons - Mason, Branden and Cole.

**Dave Wallace****Special Assistant: Catching**

Born: October 17, 1979 in Nashville, TN

Resides: Jacksonville, FL

Managerial/Coaching Highlights: Enters his 10th season as a member of the Indians staff, as well as his first as the Catching Special Assistant...served as Special Assignment Coach for the club in 2017 following a three-year stint as manager of the Akron RubberDucks...led Akron to 2016 Eastern League title.

Managerial/Coaching Career: *2009-2010*-Assistant to the Major League coaching staff (Indians); *2011*-Manager, Mahoning Valley/Catching Coordinator (Indians); *2012*-Manager, Lake County Captains (Indians); *2013*-Manager, Carolina Mudcats (Indians); *2014-2016*-Manager, Akron RubberDucks (Indians); *2017*-Special Assignment Coach (Indians).

Playing Career: Signed by the Indians as a non-drafted free agent in August of 2001 out of Vanderbilt...Wallace was a member of the Indians organization from 2002-2007 and ended his career (2002-2008) with a minor league average of .223 with 45HR and 180RBI in 486 games.

Personal/Miscellaneous: Married, wife's name is Lauren...has a daughter, Lakely, and son, Stratton...played baseball and football for the Vanderbilt Commodores.

**Robby Thompson****Special Assistant: Infield**

Born: May 10, 1962 in West Palm Beach, FL

Resides: Tequesta, FL

Managerial/Coaching Highlights: Enters his second season as an Advisor to Player Development for the Indians, and is set to spend his 12th season overall with the organization... returned to the Indians in 2016 as a Special Assistant, a position he previously held from 2003-2010...served as the Indians First Base & Infield Coach in 2002, and later served as an interim Bench & Infield Coach during the second half of the 2005 season.

Managerial/Coaching Career: *1999*-Minor League Infield Instructor, San Francisco Giants; *2000-2001*-First Base & Infield Coach, San Francisco Giants; *2002*-First Base & Infield Coach, Cleveland Indians; *2003-2010*-Special Assistant, Cleveland Indians; *2005*-Bench & Infield Coach, Cleveland Indians; *2011-2013*-Bench Coach, Seattle Mariners; *2016-2017*-Special Assistant, Cleveland Indians.

Playing Career: Drafted with the second overall pick in the 1983 Amateur Draft by the San Francisco Giants, with whom he spent his entire professional career...placed second in 1986 National League Rookie of the Year voting, and was the Giants' starting second baseman for 11 seasons...finished his Major League career with 1187 hits, 119 home runs, 238 doubles, and two All-Star Game appearances (1988 & 1993).

Personal/Miscellaneous: Has four children - Kristeena, Andrew, Logan and Tyler.

SUPPORT COORDINATORS



Anna Bolton

Education & Language Coordinator

Anna was promoted to the newly created position of Education and Language Coordinator for the 2018 season. In this role, she will work with all affiliates' English Language Learners and support players pursuing additional education opportunities. Anna spent the last two seasons as the Major League Spanish Translator and Player Engagement Coordinator, and will continue to assist the Major League Club. Originally from Winston-Salem, NC, Anna previously worked as a teacher for eight years in North Carolina, Florida and Virginia, teaching English to non-native speakers, and in the Dominican Republic, teaching Spanish to Haitian students and English at the Tribe's Dominican academy.



Ryan Faer

Performance Coordinator: Goodyear

Ryan joined the Tribe in 2016 and serves as the Performance Coordinator, Goodyear. His day-to-day responsibilities include overseeing the strength and conditioning aspects for the organization's rehabilitating athletes, as well as serving as Performance Coordinator for the Goodyear Academy. Before coming to the Indians, Ryan served as the Director of Strength and Conditioning at DeLand High School, his alma mater, and as a Minor League Strength and Conditioning Coach in both the Los Angeles Dodgers and New York Mets systems. A native of DeLand, FL, Ryan graduated from the University of Florida with a degree in Applied Physiology and Kinesiology.



Oscar Gutierrez

Mental Performance Coach

Oscar, a Bogota, Colombia, native, assists players, coaches and other staff members at the Dominican Republic Academy, the Arizona League, and Mahoning Valley in the continued development and integration of programs and services that enhance performance, mental and emotional growth. Additionally, Oscar's responsibilities include the design and implementation of systems that facilitate the acculturation process of Spanish speaking players.



Ken Knutson

Pitching Programs & Rehab Coordinator

Ken, a South Dakota native, enters his fourth season as the Pitching Programs and Rehab Coordinator. He has over 30 years of coaching experience at the collegiate level, including 17 as the Head Coach at the University of Washington. In his time with the Huskies, he compiled a 584-399-2 record, the most wins in school history, and had 76 players selected in the MLB Draft. Ken also served as the Pitching Coach at Arizona State University for five years, and also was the Associate Head Coach/Recruiting Coordinator in his final two seasons as a Sun Devil.



Hasani Torres

Performance Coordinator: L.A.

A native of Arecibo, Puerto Rico, Hasani enters his first season as a Performance Coordinator based out of the Dominican Republic. In his new role, Hasani will oversee the Indians' Strength and Conditioning efforts at the academy and lead the team's strength coaches in the D.R. He will also be in charge of the physical assessment process for international scouting. Hasani joined the Tribe as an intern at the D.R. academy, worked as a strength coach there from 2013-15, and then spent the last two seasons with Mahoning Valley (2016) and Lynchburg (2017). He has a B.S. in Athletic Training from the University of Puerto Rico and a Master's Degree in Exercise Science from California University of Pennsylvania.



Ed Subel

Strength & Conditioning Coor., Affiliates

Euclid, OH native Ed has served as the Strength and Conditioning Coordinator for the Indians' Minor League affiliates since January 2017. He originally joined the Tribe in 2008 as an intern, and spent seven seasons as an S&C coach for teams within the organization, including Kinston (2010), Akron (2011), Mahoning Valley (2012) and Columbus (2013-16). He previously worked as an S&C graduate assistant at Cleveland State, where he received his Master's Degree in Exercise Science in 2009. A member of the National Strength and Conditioning Association, Ed also worked with the MLB European and African Academies Athletic Development program in the Czech Republic, Austria and France in 2012-13.

INDIANS NUMBER 1 DRAFT SELECTIONS

	REGULAR PHASE	JUNE	SECONDARY PHASE	
1965	Ray Fosse.....	CA *	1965 John Olagues.....	RHP
1966	John Curtis.....	LHP	1966 Ron Henson.....	LHP
1967	Jack Heidemann.....	SS *	1967 Rick Austin.....	LHP
1968	Robert Weaver.....	SS *	1968 Rich Hand.....	RHP
1969	Alvin McGrew.....	OF *	1969 Mike Swenton.....	OF
1970	Steve Dunning.....	RHP *	1970 James Cox.....	SS
1971	Dave Sloan.....	RHP *	1971 Rich Dauer.....	2B
1972	Rick Manning.....	OF *	1972 Alex Pastore.....	OF
1973	Glenn Tufts.....	INF *	1973 Ron Montgomery.....	OF
1974	Tom Brennan.....	RHP *	1974 John Brown.....	OF
1975	Rick Cerone.....	CA *	1975 Ray Gault.....	RHP
1976	Tim Glass.....	CA *	1976 John Shouse.....	INF
1977	Bruce Compton.....	OF *	1977 Dave Grier.....	RHP
1978	Phil Lansford.....	3B *	1978 Wes Mitchell.....	SS
1979	John Bohnet.....	LHP *	1979 Dave Gallagher.....	OF
1980	Kelly Gruber.....	SS *	1980 Adrian Perkins.....	OF
1981	George Alpert.....	OF *	1981 Brian Howard.....	INF
1982	Mark Snyder.....	RHP *	1982 Richard Belli.....	OF
1983	David Clark.....	OF *	1983 Mark Higgins.....	1B
1984	Cory Snyder.....	SS *	1984 John Woodward.....	OF
1985	Mike Poehl.....	RHP *	1985 Jim Bruske.....	OF
1986	Greg Swindell.....	LHP *		
1987	- None -			
1988	Mark Lewis.....	SS *		
1988	Charles Nagy.....	RHP *		
1989	Calvin Murray.....	OF		
1990	Tim Costo.....	1B *		
1991	Manny Ramirez.....	OF *		
1992	Paul Shuey.....	RHP *		
1993	Daron Kirkreit.....	RHP *		
1994	Jaret Wright.....	RHP *		
1995	David Miller.....	1B/OF *		
1996	Danny Peoples.....	1B/OF *		
1997	Tim Drew.....	RHP *		
1998	C.C. Sabathia.....	LHP *		
1999	- None -			
2000	Corey Smith.....	3B *		
2001	Daniel Denham.....	RHP *		
	Alan Horne.....	RHP		
2002	Jeremy Guthrie.....	RHP *		
2003	Michael Aubrey.....	1B *		
	Brad Snyder.....	OF *		
2004	Jeremy Sowers.....	LHP *		
2005	Trevor Crowe.....	OF *		
2006	- None -			
2007	Beau Mills.....	INF *		
2008	Lonnie Chisenhall.....	INF *		
2009	Alex White.....	RHP *		
2010	Drew Pomeranz.....	LHP *		
2011	Francisco Lindor.....	SS *		
2012	Tyler Naquin.....	OF *		
2013	Clint Frazier.....	OF *		
2014	Bradley Zimmer.....	OF *		
	Justus Sheffield.....	LHP *		
2015	Brady Aiken.....	LHP *		
2016	Will Benson.....	OF *		
2017	- None -			

* Signed

BOB FELLER AWARD WINNERS TOP ORGANIZATIONAL PITCHER

1990 - Charles Nagy	2003 - Fausto Carmona
1991 - Mike Soper	2004 - Adam Miller
1992 - Chad Ogea	2005 - Jeremy Sowers
1993 - John Carter	2006 - Adam Miller
1994 - Steve Kline	2007 - Aaron Laffey
1995 - Danny Graves	2008 - David Huff
1996 - Danny Graves	2009 - Hector Rondon
1997 - Marc Deschenes	2010 - Alex White
1998 - David Riske	2011 - Chen-Chang Lee
1999 - Robert Pugmire	2012 - Cody Allen
2000 - Jason Stanford	2013 - Cody Anderson
2001 - Mike Bacsik	2014 - Ryan Merritt
2002 - Billy Traber	2015 - Mike Clevinger

LOU BOUDREAU AWARD WINNERS TOP ORGANIZATIONAL POSITION PLAYER

1990 - Jim Thome	2003 - Grady Sizemore
1991 - Manny Ramirez	2004 - Ryan Garko
1992 - Ken Ramos	2005 - Ryan Mulhern
1993 - Jim Thome	2006 - Kevin Kouzmanoff
1994 - David Bell	2007 - Asdrubal Cabrera
1995 - Richie Sexson	2008 - Beau Mills
1996 - Russell Branyan	2009 - Carlos Santana
1997 - Sean Casey	2010 - Jason Kipnis
1998 - Alex Ramirez	2011 - Jason Kipnis
1999 - Scott Morgan	2012 - Tim Fedroff
2000 - Billy Munoz	2013 - Joe Wendle
2001 - Victor Martinez	2014 - Giovanny Urshela
2002 - Victor Martinez	2015 - Bradley Zimmer

2017 CLEVELAND INDIANS FIRST-YEAR PLAYER DRAFT SELECTIONS

ROUND	NAME	POSITION	SCHOOL	STATE	HT	WT	B/T	BIRTHDATE	SCOUT
1	* FORFEITED - January signing of free agent Edwin Encarnacion								
2 (#64)	Quentin Holmes	OF	Monsignor McClancy HS	NY	6' 1"	175	R / R	7/7/1999	Kanen
CBB (#71)	Tyler Freeman	INF	Etiwanda HS	CA	6' 0"	170	R / R	5/21/1999	M. Bradford
3	Johnathan Rodriguez	OF	Carlos Beltran Baseball Academy	PR	6' 3"	180	S / R	11/1/1999	Alvarez
4	Ernie Clement	INF	Virginia	VA	6' 0"	175	R / R	3/22/1996	Mayer
5	Austen Wade	OF	Texas Christian	TX	6' 1"	185	L / L	2/17/1996	Lambert
6	Michael Rivera	C	Florida	FL	5' 10"	200	R / R	12/12/1995	Segui
7	Kirk McCarty	LHP	Southern Mississippi	MS	5' 10"	190	L / L	10/12/1995	Bartlett
8	Eli Morgan	RHP	Gonzaga	WA	5' 10"	190	R / R	5/13/1996	Glassey
9	James Karinchak	RHP	Bryant	RI	6' 3"	225	R / R	9/22/1995	Kanen
10	Jesse Berardi	INF	St. John's	NY	5' 10"	185	L / R	1/13/1996	Kanen
11	Matthew Turner	LHP	Miami Palmetto Sr. HS	FL	6' 4"	180	L / L	8/4/1999	Alvarez
12	Dante Mendoza	RHP	Torrance HS	CA	6' 5"	186	R / R	12/16/1998	Muniz
13	Angel Lopez	C	Northampton CC	PA	5' 10"	194	R / R	3/14/1997	Mayer
14	Oscar Serratos	INF	Grayson HS	GA	6' 3"	185	R / R	9/24/1999	
15	Kyle Nelson	LHP	UC Santa Barbara	CA	6' 1"	175	L / L	7/8/1996	Muniz
16	Nick Gallagher	RHP	Iowa	IA	6' 3"	200	R / R	9/9/1995	Abney
17	Pedro Alfonseca	OF	Black Hawk College	IL	6' 0"	178	R / R	9/4/1997	Loizzo
18	Dillon Persinger	INF	Cal State Fullerton	CA	5' 11"	180	R / R	1/31/1996	M. Bradford
19	Josh Nashed	RHP	San Jose State	CA	6' 1"	195	R / R	6/8/1996	Lyle
20	Jonathan Teaney	RHP	San Diego	CA	6' 1"	190	R / R	1/28/1996	M. Bradford
21	Tyler Friis	INF	Indiana State	IN	5' 9"	180	S / R	2/12/1996	Krause
22	Clark Scolamiero	OF	North Greenville University	SC	6' 0"	175	L / L	1/24/1996	Compton
23	Jordan Scheftz	RHP	Central Florida	FL	6' 3"	190	R / R	8/31/1995	Segui
24	Riley Echols	RHP	Freed-Hardeman	TN	6' 4"	205	R / R	4/12/1995	Bartlett
25	Chandler Ferguson	RHP	Jefferson HS	IN	6' 3"	193	R / R	3/3/1998	Krause
26	Tommy DeJuneas	RHP	North Carolina State	NC	6' 1"	180	R / R	10/24/1995	Compton
27	Casey Opitz	C	Heritage HS	CO	5' 11"	175	S / R	7/30/1998	
28	Michael Hendrickson	LHP	Michigan	MI	6' 3"	205	R / L	9/13/1995	Loizzo
29	Tre' Gantt	OF	Ohio State	OH	5' 10"	180	L / L	5/10/1996	Krause
30	Zack Draper	LHP	College Of Idaho	ID	6' 3"	200	L / L	10/18/1994	Glassey
31	Asa Lacy	LHP	Tivy HS	TX	6' 3"	190	L / L	6/2/1999	
32	Mitch Reeves	OF	Florida Southern	FL	6' 2"	210	R / R	11/18/1994	Segui
33	Michael Cooper	INF	Ridge Point HS	TX	6' 5"	180	L / R	7/27/1999	Van Hook
34	Cole Turney	OF	Travis HS	TX	6' 0"	200	L / L	1/16/1999	
35	Spencer Strider	RHP	Christian Academy of Knoxville	TN	6' 0"	205	R / R	10/28/1998	
36	Jorge Arellano	LHP	Downey HS	CA	6' 2"	190	L / L	9/14/1999	
37	Austin Martin	INF	Trinity Christian HS	FL	5' 11"	160	R / R	3/23/1999	
38	Scott Kobos	LHP	St. Johns River State College	FL	6' 2"	175	L / L	8/3/1997	
39	Joshua Rolette	C	Kansas State	KS	5' 11"	195	L / R	5/21/1996	Abney
40	Cole Kleszcz	OF	College of the Canyons	CA	6' 1"	190	R / R	6/16/1997	

Bold denotes signed players

2017 MINOR LEAGUE REVIEW

<u>Affiliate</u>	<u>League (Level)</u>	<u>Record</u>	<u>Standings</u>	<u>Playoff/Notes</u>
Columbus Clippers	International (AAA)	71-71	2nd, 8.0 G	Did Not Qualify
Akron RubberDucks	Eastern (AA)	69-71	3rd, 5.0 G	Did Not Qualify
Lynchburg Hillcats	Carolina (High-A)	87-52*	1st, +14.0 G	CL Co-Champs (W, 2-1)
Lake County Captains	Midwest (A)	54-85*	8th, 38.5 GB	Did Not Qualify
Mahoning Valley Scrappers	New York-Penn (A)	44-29	1st, +5.0 GB	Divisional Round (L, 0-2)
AZL Indians	Arizona (Rookie)	15-41	5th, 22.0 GB	Did Not Qualify

* Combined 1st and 2nd Half

ORGANIZATIONAL LEADERS

Batting Leaders

AVERAGE (min. 2.7 PA/team game)

1. Nolan Jones	.317
2. Francisco Mejia	.297
3. Ronny Rodriguez	.291
4. Willi Castro	.290
5. Joe Sever	.283

HOME RUNS

1. Richie Shaffer	30
2. Emmanuel Tapia	29
3. Eric Haase	27
4. Yu Chang	24
5. Bobby Bradley	23

RUNS SCORED

1. Conner Capel	73
2. Sam Haggerty	72
2. Yu Chang	72
4. Willi Castro	69
4. Richie Shaffer	69

HITS

1. Willi Castro	136
2. Ronny Rodriguez	130
3. Joe Sever	125
3. Li-Jen Chu	125
5. Bobby Bradley	117

RBI

1. Bobby Bradley	89
1. Richie Shaffer	89
3. Emmanuel Tapia	71
4. Li-Jen Chu	67
5. Yu Chang	66

STOLEN BASES

1. Sam Haggerty	49
2. Greg Allen	24
3. Ka'ai Tom	23
4. Mitch Longo	20
5. Willi Castro	19

Pitching Leaders

WINS

1. Aaron Civale	13
2. Triston McKenzie	12
3. Ryan Merritt	11
4. Shane Bieber	10
4. Shawn Morimando	10

ERA (min. 0.8 IP/team game)

1. Gregori Vasquez	2.38
2. Shane Bieber	2.86
3. Ryan Merritt	3.00
4. Brock Hartson	3.06
5. Aaron Civale	3.28

INNINGS PITCHED

1. Shane Bieber	173.1
2. Aaron Civale	164.2
3. Shawn Morimando	159.1
4. Shao-Ching Chiang	155.1
5. Triston McKenzie	143.0

SAVES

1. Argenis Angulo	15
2. Dalbert Siri	14
3. Cameron Hill	13
4. Shawn Armstrong	10
5. Jean Carlos Mejia	9

STRIKEOUTS

1. Triston McKenzie	186
2. Shane Bieber	162
3. Aaron Civale	141
4. Julian Merryweather	128
4. Shawn Morimando	128

GAMES

1. Kyle Crockett	51
2. Louis Head	50
2. Jeff Johnson	50
4. Cameron Hill	43
5. Speer, Linares & Strode	42

MINOR LEAGUE AWARD WINNERS

INTERNATIONAL LEAGUE - AAA

IL Players of the Week: Mike Clevinger, Richie Shaffer, Shawn Morimando (2x)

Midseason All-Stars: Richie Shaffer

Postseason All-Stars: Yandy Diaz, Ronny Rodriguez

EASTERN LEAGUE - AA

EL Players of the Week: Julian Merryweather, Francisco Mejia, Eric Haase

Midseason All-Stars: Yu Chang, Cameron Hill, Francisco Mejia, Thomas Pannone

Postseason All-Stars: Francisco Mejia, Eric Haase **Rookie of the Year:** Francisco Mejia

CAROLINA LEAGUE - A

CL Players of the Week: Sam Haggerty, Triston McKenzie (2x), Shane Bieber, Jodd Carter, Shao-Ching Chiang, Brock Hartson

Midseason All-Stars: Argenis Angulo, Shao-Ching Chiang, Brock Hartson, Triston McKenzie, Sicnarf Loopstok, Willi Castro, Sam Haggerty

Postseason All-Stars: Sam Haggerty, Willi Castro, Sicnarf Loopstok, Triston McKenzie & Manager Tony Mansolino

Carolina League Pitcher of the Year: Triston McKenzie **Carolina League Manager of the Year:** Tony Mansolino

MIDWEST LEAGUE - A

MWL Player of the Week: Conner Capel (2x)

Midseason All-Stars: Ryder Ryan, Dalbert Siri

Postseason All-Stars: Emmanuel Tapia, Li-Jen Chu

NEW YORK-PENN LEAGUE - SHORT-A

NY-Penn Player of the Week: Nolan Jones

Midseason All-Stars: Ulysses Cantú, Jesse Berardi, Oscar González

MINOR LEAGUE TOP PROSPECTS LIST

MLB.com 2018 Rankings

Top 20 Tribe Prospects Entering 2018

- | | |
|--------------------------|------------------------------|
| 1. Francisco Mejia, C | 11. Shane Bieber, RHP |
| 2. Triston McKenzie, RHP | 12. Julian Merryweather, RHP |
| 3. Bobby Bradley, 1B | 13. Conner Capel, OF |
| 4. Yu Chang, SS | 14. Ernie Clement, 2B |
| 5. Nolan Jones, 3B | 15. James Karinchak, RHP |
| 6. Quentin Holmes, OF | 16. Shawn Morimando, LHP |
| 7. Greg Allen, OF | 17. Juan Hillman, LHP |
| 8. Will Benson, OF | 18. Tyler Freeman, SS |
| 9. Willi Castro, SS | 19. Tyler Krieger, 2B |
| 10. Aaron Civale, RHP | 20. Logan Ice, C |

Baseball America Best Tools

Best Hitter for Average	Francisco Mejia
Best Power Hitter	Bobby Bradley
Best Strike-Zone Discipline	Nolan Jones
Fastest Baserunner	Quentin Holmes
Best Athlete	Will Benson
Best Fastball	Julian Merryweather
Best Curveball	Triston McKenzie
Best Slider	Aaron Civale
Best Changeup	Eli Morgan
Best Control	Shane Bieber
Best Defensive Catcher	Logan Ice
Best Defensive Infielder	Erik González
Best Infield Arm	Nolan Jones
Best Defensive Outfielder	Greg Allen
Best Outfield Arm	Johnathan Rodríguez

Baseball America by League

International League:	Bradley Zimmer (#7)
Eastern League:	Francisco Mejia (#5)
Carolina League:	Triston McKenzie (#6), Willi Castro (#12)
New York-Penn League:	Nolan Jones (#8), Will Benson (#10)

Organization Minor League Champs

Year	Team	League
2005	Akron Aeros	Eastern League (AA)
2006	Kinston Indians	Carolina League (Adv. A)
2009	Akron Aeros	Eastern League (AA)
2010	Columbus Clippers	International League (AAA)
	Lake County Captains	Midwest League (A)
2011	Columbus Clippers	International League (AAA)
2012	Akron Aeros	Eastern League (AA)
2014	AZL Indians	Arizona League (Rookie)
2015	Columbus Clippers	International League (AAA)
2016	Akron RubberDucks	Eastern League (AA)
2017	Lynchburg Hillcats	Carolina League (Adv. A)

Baseball America

- Francisco Mejia, C
- Triston McKenzie, RHP
- Bobby Bradley, 1B
- Nolan Jones, 3B
- Shane Bieber, RHP
- Yu Chang, SS
- Willi Castro, SS
- Greg Allen, OF
- George Valera, OF
- Will Benson, OF
- Erik González, SS
- Aaron Bracho, INF
- Quentin Holmes, OF
- Aaron Civale, RHP
- Conner Capel, OF

Baseball Prospectus

- Francisco Mejia, C
- Triston McKenzie, RHP
- Bobby Bradley, 1B
- Nolan Jones, 3B
- Shane Bieber, RHP
- Yu Chang, SS
- Will Benson, OF
- Conner Capel, OF
- Greg Allen, OF
- Eric Haase, C

ESPN.com (Keith Law)

- Francisco Mejia, C
- Triston McKenzie, RHP
- Nolan Jones, 3B
- Bobby Bradley, 1B
- Willi Castro, SS
- Yu Chang, SS
- Aaron Civale, RHP
- Eric Haase, C
- Will Benson, OF
- Shane Bieber, RHP

ESPN.com Top 100 (Keith Law)

- Francisco Mejia
- Triston McKenzie
- Nolan Jones
- Bobby Bradley

MLB.com/MLBPipeline.com Top 100

- Francisco Mejia
- Triston McKenzie

COLUMBUS CLIPPERS (AAA)



Chris Tremie

Manager

Born: October 17, 1969 in Houston, TX

Resides: Houston, TX

Managerial/Coaching Highlights: Returns for his sixth consecutive season at the helm of the Columbus Clippers after leading the Tribe's Triple-A affiliate to a .500 record (71-71) in 2017...will signal Tremie's 12th season as a member of the Indians Player Development staff, having managed at every level, including leading the Akron Aeros to the 2012 Eastern League title and the Clippers to the 2015 Governors' Cup championship.

Managerial/Coaching Career: 2006-Manager, GCL Indians (Indians) & Catching Coordinator (Indians); 2007-Manager, Lake County Captains (Indians); 2008-2009-Manager, Kinston Indians (Indians); 2010-Manager, Arizona League Indians (Indians) & Catching Coordinator (Indians); 2011-2012-Manager, Akron Aeros (Indians); 2013-2017-Manager, Columbus Clippers (Indians).

Playing Career: Played professionally for 14 seasons in six different organizations (Chicago-AL, Philadelphia, Texas, Pittsburgh, Florida, Houston)...made his Major League debut with the Chicago White Sox in 1995 and appeared in 22 games in the Majors over parts of four seasons.

Personal/Miscellaneous: One son, Cade (drafted by the Indians in the 35th round of the 2015 June Draft, but did not sign), and a daughter, Reagan...graduated from the University of Houston with a degree in Kinesiology.

TREMIE'S MANAGERIAL RECORD

YEAR	CLUB	LEAGUE	CLASS	W-L	PCT	POS.	NOTES
2006	GCL Indians	Gulf Coast	Rookie	21-29	.420	5th	
2007	Lake County	South Atlantic	A	64-74	.464	6th/5th	
2008	Kinston	Carolina	Advanced A	72-66	.522	2nd/3rd	
2009	Kinston	Carolina	Advanced A	60-78	.482	3rd/3rd	
2010	AZL Indians	Arizona	Rookie	21-35	.375	4th	
2011	Akron	Eastern	AA	73-69	.514	4th	
2012	Akron	Eastern	AA	82-59	.582	1st	EL Champions
2013	Columbus	International	AAA	71-73	.493	2nd	
2014	Columbus	International	AAA	79-65	.549	1st	IL West Division Champs
2015	Columbus	International	AAA	83-61	.576	1st	IL Champions
2016	Columbus	International	AAA	82-62	.569	1st	IL West Division Champs
2017	Columbus	International	AAA	71-71	.500	2nd	
MINOR TOTALS				779-742	.512		

Bobby Magallanes

Bench Coach

Born: August 18, 1969 in Los Angeles, CA

Resides: Goodyear, AZ

Managerial/Coaching Highlights: Entering his first season as bench coach for the Clippers...marks his fourth season in the Indians organization after spending the past three as hitting coach for the AZL Indians...spent nine seasons in the Angels Player Development System and four with the White Sox...was named the Angels Minor League Employee of the Year in 2003...was on the World Team coaching staff of the 2011 Futures Game.

Managerial/Coaching Career: 2002-2003-Hitting Coach, Mesa (Angels); 2004-2006-Manager, Cedar Rapids Kernels (Angels); 2007-2010-Manager, Arkansas Travelers (Angels); 2011-2012-Manager, Birmingham Barons (White Sox); 2013-2014-Latin Liaison, Chicago White Sox; 2015-2017-Hitting Coach, AZL Indians (Indians).

Playing Career: Drafted in the 50th round of the 1989 amateur draft by the Seattle Mariners out of Cerritos College (CA)...played three seasons in the Mariners system in Low-A and High-A...signed with the Houston Astros in 1996 and played 12 games for the Double-A Jackson Generals in the Texas League.

Personal/Miscellaneous: Married, wife's name is Claudia...has three children - Paulina, Joshua and Joseph Angello...attended Cerritos Junior College (CA)...1987 graduate of Bell High School (CA)...has coached in the Futures Game and coached for Mexico at the 2015 WBSC Premier12 tournament in Taiwan and Japan...brother, Ever, played with the Indians in 1991.

Steve Karsay**Pitching Coach****Born: March 24, 1972 in Flushing, NY****Resides: Scottsdale, AZ**

Managerial/Coaching Highlights: Returns for his third season as Pitching Coach of the Columbus Clippers...will signal the seventh year in professional coaching for the former Tribe reliever...previously served in the organization as pitching coach for the AZL Indians, Lake County Captains and Carolina Mudcats.

Managerial/Coaching Career: 2012-Pitching Coach, AZL Indians (Indians); 2013-Pitching Coach, Lake County Captains (Indians); 2014-Pitching Coach, Carolina Mudcats (Indians); 2015-Pitching Coach, Lake County Captains (Indians); 2016-2017-Pitching Coach, Columbus Clippers (Indians).

Playing Career: Rejoined the Indians organization in 2012 after spending four seasons in the Cleveland bullpen from 1998-2001 where he was 15-14 w/a 3.23 ERA in 164 games (4GS, 223.0IP, 210H, 80ER, 191K)...overall, he spent 11 seasons in the big leagues from 1993-2006 with Oakland, Cleveland, Atlanta, New York-AL and Texas after being selected in the first round (22nd overall) by Toronto in 1990...later traded to Oakland in July 1993 for Rickey Henderson...entered the 1994 season as the 12th-best prospect in baseball according to *Baseball America*...acquired by the Indians in December 1997 in exchange for RHP Mike Fetters...traded in June 2001 with Steve Reed for John Rocker...pitched with the Yankees from 2002-05, missing the 2003 season with a right shoulder injury...went 6-4 w/a 3.26 ERA in 78 games for the Yankees in 2002 (88.1IP, 87H, 32ER), finished T4th in the AL in games pitched...was 10-2 w/a 2.97 ERA in 50 games for Cleveland in 1999 (78.2IP, 71H, 26ER).

Personal/Miscellaneous: Engaged to fiancée, PJ Shryock; one son, Kingston Edwin Karsay...graduated from Christ the King High School in Queens, NY in 1990...had signed a letter of intent to play at LSU prior to being drafted by Toronto.

Johnny Narron**Hitting Coach****Born: November 13, 1951 in Goldsboro, NC****Resides: Smithfield, NC**

Managerial/Coaching Highlights: Returns for his second season in the Indians organization after serving as Akron's hitting coach in 2017...prior to joining the Indians, spent two seasons with the Angels organization, where he served as hitting coordinator for the farm system in 2016 and as hitting coach for Triple-A Salt Lake in 2015...spent eight seasons on Major League staffs, including three as hitting coach for the Milwaukee Brewers...led the Brewers to a National League-best 202 home runs and 776 runs scored in 2012.

Managerial/Coaching Career: 2003-Hitting Coach, Helena Brewers (Brewers); 2004-Manager, Helena Brewers (Brewers); 2005-Hitting Coach, West Virginia Power (Brewers) & Brevard County Manatees (Brewers); 2006-Hitting Coach, Helena Brewers (Brewers); 2007-Video/Administrative Coach, Cincinnati Reds; 2008-2010-Special Assignment Coach, Texas Rangers; 2011-Assistant Hitting Coach, Texas Rangers; 2012-2014-Hitting Coach, Milwaukee Brewers; 2015-Hitting Coach, Salt Lake Bees (Angels); 2016-Hitting Coordinator, Los Angeles Angels; 2017-Hitting Coach, Akron RubberDucks (Indians).

Playing Career: Played first base for two seasons in the minor leagues after attending East Carolina University...broke into the professional ranks in 1974 with Johnson City, then the New York Yankees' Rookie-level club, where he hit 15 home runs with 54 RBI in just 68 games...spent the 1975 season at Appleton (A) in the White Sox organization.

Personal/Miscellaneous: Married, wife's name is Gail...has one son (John III) and three daughters (Holden, Julia and Jane)...brother Jerry spent 8 seasons as a catcher in the Major Leagues with the Yankees, Mariners and Angels...uncle Sam played parts of three seasons at the Major League level between 1935 and 1943.

COLUMBUS (AAA) STATISTICS

COLUMBUS FINAL BATTING STATISTICS

PLAYER	AVG	G	AB	R	H	2B	3B	HR	RBI	BB	SO	SB	CS	GAMES BY POSITION							
														1B	2B	3B	SS	OF	C	E	
Almonte, Abraham	.260	23	77	11	20	6	1	2	6	15	13	3	1	0	0	0	0	14	0	2	
Chisenhall, Lonnie	.370	8	27	4	10	2	0	1	4	0	6	1	0	0	0	0	0	7	0	0	
Colabello, Chris	.225	72	262	25	59	11	0	6	37	34	76	3	1	28	0	0	0	22	0	1	
Diaz, Yandy	.350	85	309	56	108	17	1	5	33	60	56	1	2	0	1	42	0	30	4	4	
Gonzalez, Erik	.256	40	160	21	41	4	3	6	13	7	53	5	1	0	9	3	26	4	0	4	
Guyer, Brandon	.267	6	15	3	4	0	0	1	1	2	4	0	0	0	0	0	4	0	0	0	
Haase, Eric	.333	2	6	1	2	0	0	1	2	1	2	0	0	0	0	0	0	2	0	0	
Hankins, Todd	.207	29	82	13	17	4	0	1	5	6	25	2	2	0	16	0	0	16	0	2	
Jackson, Austin	.333	8	27	2	9	3	0	1	4	2	6	2	0	0	0	0	5	0	0	0	
Kipnis, Jason	.182	6	22	1	4	2	1	0	2	1	4	0	0	0	6	0	0	0	0	0	
Kratz, Erik	.270	86	282	38	76	16	1	13	37	32	64	5	1	1	0	0	0	78	2	2	
Lough, David	.500	4	12	1	6	1	0	0	0	0	0	0	1	0	0	0	4	0	0	0	
Lucas, Jeremy	.140	16	43	2	6	0	0	0	3	3	13	0	1	0	0	1	0	0	3	0	
Marabell, Connor	.467	5	15	0	7	2	0	0	1	9	1	3	0	2	0	0	0	4	0	1	
Martinez, Michael	.277	63	213	29	59	16	2	0	20	13	35	4	2	0	17	1	12	32	0	2	
Medina, Jose	.000	1	3	0	0	0	0	0	0	0	3	0	0	1	0	0	0	0	0	0	
Moore, Adam	.238	76	244	26	58	6	1	8	33	25	87	0	0	0	0	0	0	68	2	2	
Naquin, Tyler	.298	80	295	42	88	14	4	10	51	30	71	5	2	0	0	0	0	69	0	0	
Papi, Mike	.235	37	119	20	28	5	0	2	18	20	25	1	1	0	0	0	0	36	0	0	
Robertson, Daniel	.321	57	209	29	67	8	0	1	16	21	35	12	6	0	2	0	0	52	0	0	
Rodriguez, Nellie	.170	120	377	38	64	14	0	17	49	53	181	0	0	108	0	0	0	0	0	4	
Rodriguez, Ronny	.291	117	447	60	130	18	2	17	64	23	92	15	5	3	62	25	2	24	4	0	
Sever, Joe	.500	2	2	2	1	0	0	0	0	0	1	0	0	0	1	0	0	0	0	0	
Shaffer, Richie	.227	131	463	69	105	18	1	30	89	67	188	4	0	26	0	18	0	80	0	10	
Smith, Jordan	.153	56	150	11	23	4	1	1	11	8	38	3	4	0	0	0	0	50	0	1	
Stamets, Eric	.251	101	334	49	84	23	0	15	47	30	87	8	0	0	10	0	91	0	0	9	
Urshela, Giovanny	.266	76	297	34	79	12	1	6	34	20	45	0	0	0	0	60	16	0	0	6	
Wilson, Josh	.206	53	155	26	32	9	0	2	9	11	41	1	1	2	46	4	3	0	0	7	
Zimmer, Bradley	.294	33	126	22	37	11	2	5	14	14	43	9	3	0	0	0	0	33	0	0	
Team Total	.256	142	4773	635	1224	226	21	151	603	499	1297	84	36							80	

COLUMBUS FINAL PITCHING STATISTICS

PITCHER	W	L	ERA	G	GS	CG	SHO	SV	IP	H	R	ER	HR	HB	BB	SO	BK	WP
Armstrong, Shawn	1	1	3.07	28	0	0	0	10	29.1	27	10	10	3	2	11	36	0	3
Aviles, Robbie	0	0	9.82	3	0	0	0	0	3.2	3	4	4	1	2	2	2	0	0
Banwart, Travis	2	4	5.49	15	8	0	0	0	39.1	47	25	24	4	1	15	25	0	0
Breslow, Craig	0	0	3.86	7	0	0	0	0	4.2	5	2	2	0	1	2	4	0	0
Brown, D.J.	0	0	3.00	2	0	0	0	0	3.0	3	1	1	0	0	1	2	0	0
Clevinger, Mike	3	2	2.65	7	7	0	0	0	34.0	28	10	10	3	1	14	38	0	2
Colon, Joe	0	0	4.13	28	0	0	0	6	32.2	33	15	15	4	0	18	34	1	1
Crockett, Kyle	5	5	3.38	51	0	0	0	4	48.0	42	23	18	2	5	11	49	1	1
Frias, Carlos	1	1	8.05	30	1	0	0	0	38.0	46	34	34	8	2	22	21	0	2
Garner, Perci	0	0	47.25	3	0	0	0	0	1.1	1	7	7	0	0	8	2	0	3
Goody, Nick	1	0	0.00	3	0	0	0	0	4.1	2	0	0	0	1	1	10	0	0
Grube, Jarrett	5	6	3.56	14	14	0	0	0	78.1	76	34	31	9	3	25	56	1	1
Hankins, Todd	0	0	6.75	1	0	0	0	0	1.1	2	1	1	0	0	0	0	0	0
Head, Louis	3	2	3.23	50	0	0	0	7	61.1	50	22	22	2	2	28	65	0	5
Hill, Cameron	0	0	0.00	2	0	0	0	0	2.0	2	0	0	0	0	1	0	0	0
Holland, Neil	0	1	7.36	4	0	0	0	0	3.2	5	3	3	1	1	1	4	0	0
Johnson, Jeff	2	1	3.27	50	0	0	0	3	55.0	44	22	20	3	2	37	65	0	7
Lucas, Jeremy	1	0	14.40	5	0	0	0	0	5.0	11	8	8	3	0	2	2	0	0
Martin, Josh	1	2	3.25	30	0	0	0	4	36.0	36	13	13	2	2	8	38	0	2
Merritt, Ryan	10	5	3.03	19	18	1	0	0	116.0	116	40	39	19	5	25	85	0	0
Merryweather, Julian	3	7	6.58	16	16	0	0	0	78.0	105	58	57	13	6	25	76	1	2
Miller, Andrew	0	0	0.00	1	0	0	0	0	1.0	0	0	0	0	0	0	2	0	0
Moreno, Diego	1	0	0.73	9	0	0	0	0	12.1	85	1	1	1	0	2	10	0	0
Morimando, Shawn	10	9	4.41	26	26	4	3	0	159.1	177	91	78	22	4	57	128	0	2
Narveson, Chris	6	7	3.41	20	17	0	0	0	103.0	98	45	39	11	4	44	62	0	7
Olson, Tyler	2	0	3.21	34	0	0	0	2	42.0	28	16	15	7	3	12	54	0	1
Pasquale, Nick	0	1	0.00	1	1	0	0	0	3.2	4	3	0	0	0	2	3	0	0
Peoples, Michael	1	4	7.15	8	7	1	0	0	39.0	60	34	31	4	1	18	18	1	4
Plutko, Adam	7	12	5.90	24	22	0	0	0	135.2	153	92	89	24	0	53	103	0	8
Salazar, Danny	1	1	2.89	2	2	0	0	0	9.1	6	3	3	3	0	5	13	0	0
Speer, David	1	0	0.00	4	1	0	0	0	6.1	6	0	0	0	0	4	2	0	1
Sulser, Cole	2	0	2.63	35	0	0	0	2	48.0	47	15	14	3	0	26	59	0	2
Tully, Tanner	1	0	3.86	1	1	0	0	0	7.0	8	3	3	0	0	1	3	0	0
Whiehause, Matt	1	0	12.00	2	1	0	0	0	6.0	9	9	8	0	0	4	3	0	1
Wilson, Josh	0	0	0.00	1	0	0	0	0	0.1	1	0	0	0	0	1	0	0	0
Team Total	71	71	4.33	142	142	6	12	38	1248.0	1289	644	600	152	48	486	1074	5	55

PLAYER DEVELOPMENT

AKRON RUBBERDUCKS (AA)



Tony Mansolino

Manager

Born: September 28, 1982 in Newport Beach, CA **Resides:** Nashville, TN

Managerial/Coaching Highlights: Mansolino is set to begin his first season as manager of the RubberDucks after winning Carolina League Manager of the Year honors in 2017...led Lynchburg to the CL title as they posted a league-best 87-52 (.626) record...made his managerial debut in 2016 at the helm of the Class-A Lake County Captains, where he led them to a 72-68 record...enters his eighth season in the Indians organization...spent five seasons as a hitting coach in the organization from 2011-15...earned a position on the 2012 New York-Penn League All-Star coaching staff.

Managerial/Coaching Career: *2011-2012*-Hitting Coach, Mahoning Valley Scrappers (Indians); *2013*-Hitting Coach, Lake County Captains (Indians); *2014*-Hitting Coach, Carolina Mudcats (Indians); *2015*-Hitting Coach, Akron RubberDucks (Indians); *2016*-Manager, Lake County Captains (Indians); *2017*-Manager, Lynchburg Hillcats (Indians).

Playing Career: Played professionally for six seasons as an infielder from 2005-10 after being selected in the 26th round of the 2005 draft by Pittsburgh out of Vanderbilt...finished his professional career with a minor league average of .231 with 19 HR and 173 RBI in 457 games...was in the Pittsburgh system from 2005-08 and briefly in the Phillies system in 2008 before playing independent ball in 2009-10.

Personal/Miscellaneous: Married, Adrianna...has a son, Jackson...graduated with a degree in Human and Organizational Development and played four years of baseball at Vanderbilt University...played with Indians Assistant GM Carter Hawkins on the Commodores...father, Doug, is the Field Coordinator for the Philadelphia Phillies...graduated from Buchanan High School (CA) in 2001 as class salutatorian.

MANSOLINO'S MANAGERIAL RECORD

YEAR	CLUB	LEAGUE	CLASS	W-L	PCT	POS.	NOTES
2016	Lake County	Midwest	A	72-68	.514	3rd/6th	
2017	Lynchburg	Carolina	Advanced A	87-52	.626	1st/1st	CL Champions; MotY
MINOR TOTALS				159-120	.570		



Goodyear Player Development Complex

Rigo Beltrán**Pitching Coach**

Born: November 13, 1969 in Tijuana, Baja California, Mexico

Resides: Delray Beach, FL

Managerial/Coaching Highlights: Earns a call-up to Akron after spending the past three seasons as Pitching Coach for Lynchburg...guided the 2017 Hillcats staff to the Carolina League's best record as they led the league in ERA, wins & WHIP...also served as Pitching Coach for Mexico in the 2017 World Baseball Classic...in 2015, split time as Pitching Coach between the AZL Indians and Lynchburg after spending 2014 as the Pitching Coach for the Lake County Captains...joined the Indians organization after spending seven seasons as a coach in the Cincinnati farm system.

Managerial/Coaching Career: 2007-2008-Pitching Coach, GCL Reds (Reds); 2009-Pitching Coach, Carolina Mudcats (Reds); 2010-2013-Pitching Coach, Bakersfield Blaze (Reds); 2014-Pitching Coach, Lake County Captains (Indians); 2015-Pitching Coach, AZL Indians; 2015-2017-Pitching Coach, Lynchburg Hillcats (Indians).

Playing Career: Beltran appeared in parts of five seasons with St. Louis (1997), New York-NL (1998-99), Colorado (1999-2000) and Montreal (2004)...began his 16-year professional playing career with the St. Louis organization after he was selected by the Cardinals in the 1991 free agent draft...won eight games in 1995 for the American Association champion Louisville Cardinals...finished his playing career in 2004 with a 94-74 record.

Personal/Miscellaneous: Earned Associates Degree from Mesa Junior College in San Diego, CA in 1989...attended the University of Wyoming from 1990-1991 before being drafted by the St. Louis Cardinals...he and his wife, Lauri, have four sons.

Kevin Howard**Hitting Coach**

Born: June 25, 1981 in Hinsdale, IL

Resides: Miami Beach, FL

Managerial/Coaching Highlights: Howard is set to spend his first season as Hitting Coach for the RubberDucks...2018 will be Howard's fourth with the Indians organization, serving as hitting coach and moving up one level each season...as hitting coach for Carolina League champion Lynchburg in 2017, Howard oversaw an offense which ranked 2nd in the CL in runs scored and 3rd in batting average.

Managerial/Coaching Career: 2015-Hitting Coach, Mahoning Valley Scrappers (Indians); 2016-Hitting Coach, Lake County Captains (Indians); 2017-Hitting Coach, Lynchburg Hillcats (Indians).

Playing Career: Played professionally for 12 seasons with the Reds, Yankees, Phillies, Dodgers, Mariners, Padres, Blue Jays and Cardinals organizations...retired at the end of the 2014 season, having spent the final two seasons of his playing career in independent ball...was originally drafted in the 5th round by Cincinnati in 2003.

Personal/Miscellaneous: Earned a Bachelor's Degree in Business Management from the University of Miami (FL), where played collegiately for three seasons, winning a National Championship in 2001.

Dennis Malavé**Bench Coach**

Born: January 6, 1980 in Caracas, VZ

Resides: Goodyear, AZ

Managerial/Coaching Highlights: Begins his first season on the Akron staff after spending the previous seven years as hitting coach for the AZL Indians...marks Malavé's 14th season in the organization, including a two-season stint as the bullpen catcher/batting practice pitcher and Coaching Assistant for the Cleveland Indians.

Managerial/Coaching Career: 2005-Coach, Burlington Indians (Indians); 2006-Coach, GCL Indians (Indians); 2007-2008-Bullpen Catcher, Cleveland Indians; 2009-Coach, AZL Indians (Indians); 2010-Coach, Mahoning Valley Scrappers (Indians); 2011-2017-Hitting Coach, AZL Indians (Indians).

Playing Career: Originally signed by the Indians into the club's Venezuelan Academy in May of 1997...spent parts of eight seasons in the Indians Player Development System from 1997-2004, reaching as high as Double-A Akron in 2001...career was curtailed by a nagging wrist injury...concluded his minor league career with an average of .255 with 22 HR and 164 RBI in 472 games.

Personal/Miscellaneous: Married, wife's name is Carolina...has a daughter, Josuannis, and two sons, Josue and Joseph.

AKRON (AA) STATISTICS

AKRON FINAL BATTING STATISTICS


GAMES BY POSITION

PLAYER	AVG	G	AB	R	H	2B	3B	HR	RBI	BB	SO	SB	CS	1B	2B	3B	SS	OF	C	E
Allen, Greg	.264	71	258	37	68	16	1	2	24	22	55	21	2	0	0	0	0	67	0	2
Bradley, Bobby	.251	131	467	66	117	25	3	23	89	55	122	3	3	125	0	0	0	0	0	8
Castillo, Ivan	.203	28	69	10	14	3	0	1	8	10	13	1	2	0	3	13	9	0	0	0
Chang, Yu-Cheng	.220	126	440	72	97	24	5	24	66	52	134	11	4	0	0	0	122	0	0	25
Chisenhall, Lonnie	.125	5	16	1	2	0	0	0	0	1	4	0	0	0	0	0	0	3	0	0
De La Cruz, Juan	.133	12	30	0	4	1	0	0	3	3	9	0	0	2	0	0	0	0	0	6
Haase, Eric	.258	95	333	59	86	17	5	26	59	44	116	4	2	0	0	0	0	60	6	0
Hankins, Todd	.228	73	232	28	53	7	1	2	19	21	70	15	5	0	22	8	0	37	0	2
Kipnis, Jason	.143	5	14	1	2	0	0	1	1	0	6	0	0	0	0	0	0	0	0	0
Krieger, Tyler	.225	119	418	55	94	25	2	6	43	42	107	12	6	0	101	0	0	0	0	15
Laureano, Jonathan	.200	3	10	1	2	1	0	0	2	1	0	1	0	0	0	3	0	0	0	1
Marabell, Connor	.268	11	41	2	11	1	0	0	2	3	8	0	0	0	0	0	0	11	0	1
Mathias, Mark	.212	35	104	17	22	5	1	1	13	13	34	4	0	0	9	22	2	0	0	7
Medina, Yhoxian	.182	11	33	6	6	0	0	1	2	3	7	0	1	0	2	4	0	4	0	3
Mejia, Francisco	.297	92	347	52	103	21	2	14	52	24	53	7	2	0	0	1	0	0	72	5
Mendoza, Yonathan	.196	15	51	2	10	2	0	1	6	4	9	2	0	0	4	7	4	0	0	0
Murphy, Taylor	.203	25	79	13	16	1	0	3	13	13	29	3	1	0	0	0	0	24	0	1
Papi, Mike	.267	87	296	50	79	13	0	10	37	50	61	5	2	1	0	0	0	81	0	2
Paulino, Dorssys	.257	94	315	37	81	12	2	6	37	42	76	6	2	0	0	0	0	85	0	3
Rodriguez, Jorma	.238	7	21	2	5	0	0	0	0	0	6	0	0	0	2	4	1	0	0	2
Rodriguez, Luigi	.276	82	286	31	79	22	1	13	40	19	94	8	8	0	0	0	0	61	0	3
Salters, Daniel	.200	4	10	3	2	1	0	0	1	1	2	0	0	0	0	0	0	0	0	4
Sever, Joe	.282	118	440	46	124	21	2	7	54	32	82	5	2	17	0	70	0	16	0	13
Smith, Jordan	.268	41	157	23	42	6	0	2	13	19	37	5	5	0	0	0	0	41	0	0
Stamets, Eric	.325	14	40	7	13	3	1	1	5	8	13	2	0	0	0	10	3	0	0	1
Team Total	.251	140	4507	621	1132	227	26	144	589	482	1147	115	47							118

AKRON FINAL PITCHING STATISTICS

PITCHER	W	L	ERA	G	GS	CG	SHO	SV	IP	H	R	ER	HR	HB	BB	SO	BK	WP
Aviles, Robbie	7	4	3.12	38	0	0	0	3	57.2	51	22	20	3	2	13	35	1	4
Baker, Dylan	0	1	2.84	13	0	0	0	0	12.2	15	4	4	1	0	1	10	0	0
Banwart, Travis	1	1	5.73	3	2	0	0	0	11.0	17	7	7	1	0	2	8	0	0
Bieber, Shane	2	1	2.32	9	9	0	0	0	54.1	56	15	14	2	0	5	49	0	1
Brown, D.J.	1	7	4.72	29	5	0	0	1	74.1	76	45	39	9	0	20	63	0	6
Brown, Mitch	1	2	6.33	33	0	0	0	4	48.1	41	36	34	3	3	39	40	0	10
Chiang, Shao-Ching	1	2	6.61	6	6	0	0	0	32.2	43	24	24	4	3	11	20	0	3
DeMasi, Dominic	1	0	1.80	1	1	0	0	0	5.0	2	1	1	0	0	1	6	0	1
Esparza, Matt	5	5	4.94	17	17	0	0	0	94.2	90	55	52	16	3	36	72	0	3
Garcia, Justin	1	0	0.00	1	0	0	0	0	2.2	1	0	0	0	0	1	2	0	0
Garner, Perci	0	0	3.14	10	0	0	0	1	14.1	7	5	5	0	1	9	18	0	3
Herrera, Alsis	0	0	9.00	1	0	0	0	0	2.0	8	2	2	0	0	0	4	0	0
Hill, Cameron	4	4	3.18	41	0	0	0	13	62.1	55	26	22	7	1	16	50	0	1
Holland, Neil	3	1	4.85	26	0	0	0	5	29.2	34	19	16	4	5	3	21	0	1
Kaminsky, Rob	0	1	9.00	1	1	0	0	0	5.0	6	5	5	0	0	2	1	0	0
Kluber, Corey	1	0	0.00	1	1	0	0	0	5.0	1	0	0	0	0	0	1	0	0
Lee, Jacob	1	1	9.18	14	0	0	0	0	16.2	25	17	17	2	1	11	10	0	3
Linares, Leandro	2	2	3.78	23	0	0	0	3	33.1	39	19	14	2	0	21	37	0	5
Lugo, Luis	8	7	4.35	26	25	1	0	0	134.1	140	74	65	19	5	55	93	2	9
Merryweather, Julian	4	2	3.38	9	9	0	0	0	50.2	37	21	19	3	5	10	52	1	3
Milbrath, Jordan	3	2	3.90	15	0	0	0	2	30.0	30	20	13	5	4	11	29	0	6
Pannone, Thomas	6	1	2.62	14	14	1	0	0	82.1	67	27	24	5	3	21	81	0	4
Pasquale, Nick	3	8	5.90	19	16	0	0	0	82.1	85	58	54	10	7	39	74	0	5
Peoples, Michael	2	5	5.58	9	9	0	0	0	50.0	61	33	31	7	1	14	30	0	0
Salazar, Danny	0	1	16.2	1	1	0	0	0	1.20	3	3	3	1	1	2	3	0	0
Speer, David	2	3	5.60	38	2	0	0	5	53.0	69	38	33	2	2	18	47	0	3
Sulser, Cole	1	1	2.93	10	0	0	0	1	15.1	12	7	5	2	0	4	11	0	1
Tully, Tanner	1	1	4.32	3	3	0	0	0	16.2	25	12	8	2	0	5	4	0	2
Whitehouse, Matt	8	8	4.47	28	19	1	0	1	110.2	118	69	55	15	5	27	87	0	6
Team Total	77	64	3.81	141	141	1	7	39	1254.0	1202	594	531	84	54	445	1035	2	90

LYNCHBURG HILLCATS (A)



Rouglas Odor

Manager

Born: January 26, 1968 in Maracaibo, VZ Resides: Winter Haven, FL

Managerial/Coaching Highlights: Enters his first season as manager of the Hillcats after spending the past three seasons as hitting coach for Triple-A Columbus...marks his first managerial post since leading the GCL Indians (Rookie) in 2007 & 2008... spent nine seasons (2009-2017) as a hitting coach in the Indians organization at multiple levels...marks his 31st season overall in the Indians organization as a player, manager or coordinator...spent 10 seasons as a manager in the Indians Player Development System from 1999-2008...led the Venezuelan League Indians to the Venezuelan League Championship in 2000 (41-16).

Managerial/Coaching Career: 1998-2001-Venezuelan Field Coordinator (Indians); 1999-2000-Manager, VSL Indians (Indians); 2001-2004-Manager, Burlington Indians (Indians); 2005-2006-Manager, Mahoning Valley Scrappers (Indians); 2007-2008-Manager, GCL Indians (Indians); 2009-2010-Hitting Coach, Kinston Indians (Indians); 2011-2012-Hitting Coach, Akron Aeros (Indians); 2013-Hitting Coach, Carolina Mudcats (Indians); 2014-Hitting Coach, Akron RubberDucks (Indians); 2015-2017-Hitting Coach, Columbus Clippers (Indians).

Playing Career: Played six seasons in the Indians minor league system, making it to the Double-A level with the Canton-Akron Indians before his playing days concluded...named to the Carolina League All-Star team in 1990...was a 32nd round selection by the Indians in the 1988 draft out of the University of New Orleans.

Personal/Miscellaneous: Married, wife's name is Milagros...has three sons - Rouglas O.A., Rouglas O.Z.and Roberto O.

ODOR'S MANAGERIAL CAREER

YEAR	CLUB	LEAGUE	CLASS	W-L	PCT	POS.	NOTES
1999	VSL Indians	Venezuelan	Rookie	--	--	--	
2000	VSL Indians	Venezuelan	Rookie	41-16	.719	1st	
2001	Burlington	Appalachian	Rookie	31-37	.456	2nd	
2002	Burlington	Appalachian	Rookie	29-39	.426	4th	
2003	Burlington	Appalachian	Rookie	37-31	.544	2nd	
2004	Burlington	Appalachian	Rookie	31-35	.470	3rd	
2005	Mahoning Vy.	NY-Penn	Short A	33-43	.434	3rd	
2006	Mahoning Vy.	NY-Penn	Short A	40-36	.526	2nd	
2007	GCL Indians	Gulf Coast	Rookie	21-31	.404	3rd	
2008	GCL Indians	Gulf Coast	Rookie	27-29	.482	4th	
MINOR TOTALS				290-297	.494		



The Lynchburg Hillcats celebrate their Postseason series victory over Frederick to clinch a share of the 2017 Carolina League title. Photo Credit - Lindsay Carico

PLAYER DEVELOPMENT

Tony Arnold

Pitching Coach

Born: May 3, 1959 in El Paso, TX

Resides: McKinney, TX

Managerial/Coaching Highlights: Arnold returns for his second stint as Pitching Coach for Lynchburg, a position he last held in 2015...spent the past two seasons in the same role for Akron...marks Arnold's 26th consecutive season as a pitching coach in the Indians organization since first assuming the role in 1993...helped guide staffs to league titles on three occasions, most recently with Akron in 2012 and 2016...originally began his coaching career with the Los Angeles Dodgers organization in 1990.

Managerial/Coaching Career: 1990-1992-Pitching Coach, Yakima Bears (Dodgers); 1993-1994-Watertown Indians (Indians); 1995-Kinston Indians (Indians); 1996-1999-Akron Aeros (Indians); 2000-2002-Burlington Indians (Indians); 2003-2004-Lake County Captains (Indians); 2005-Mahoning Valley Scrappers (Indians); 2006-Burlington Indians (Indians); 2007-Kinston Indians (Indians); 2008-Akron Aeros (Indians); 2009-Lake County Captains (Indians); 2010-Kinston Indians (Indians); 2011-2012-Akron Aeros (Indians); 2013-2014-Columbus Clippers (Indians); 2015-Lynchburg Hillcats (Indians); 2016-2017-Akron RubberDucks (Indians).

Playing Career: Played professionally for ten seasons in the Baltimore Orioles and Los Angeles Dodgers organizations...made his major league debut with the Orioles in 1986 appearing in 11 games...also made 27 appearances for Baltimore in 1987, his only other year in the majors.

Personal/Miscellaneous: Married, wife's name is Sara...has three children - Devin, Caroline and Avery...graduated from the University of Texas with a degree in Physical Education in 1981...was an NCAA All-American in 1981.

Justin Toole

Hitting Coach

Born: September 10, 1986 in Council Bluffs, IA

Resides: Council Bluffs, IA

Managerial/Coaching Highlights: Begins his first season as Hitting Coach for the Hillcats after serving in the same role for Lake County in 2017...guided a Captains offense that led the Midwest League in home runs and saw three players crack the league's Top 10 in longballs...made his professional coaching debut in the 2016 season as the Hitting Coach for the Mahoning Valley Scrappers, after beginning the year as a player on the disabled list...in 2016, Toole oversaw a Scrappers offense that finished T3rd in the New York-Penn League in home runs (35), 2nd in stolen bases (84), and 5th in OPS (.680).

Managerial/Coaching Career: 2016-Hitting Coach, Mahoning Valley Scrappers (Indians); 2017-Hitting Coach, Lake County Captains (Indians).

Playing Career: Originally signed as a non-drafted free agent in 2009 by the Indians...spent seven seasons in the Cleveland farm system, reaching Triple-A Columbus on five occasions...named a Carolina League All-Star in 2011 while playing for the Kinston Indians...moved from playing to coaching in 2016 after spending the season on the disabled list...across seven minor league seasons, Toole batted .249 with 61 doubles and 146 RBI.

Personal/Miscellaneous: Played baseball at the University of Iowa...author of "9 in 9," a book chronicling his August 25, 2012 game with the Carolina Mudcats, in which he accomplished the rare feat of playing all nine positions in one game.

Grant Fink

Bench Coach

Born: December 14, 1990 in St. Joseph, MO

Resides: Spokane, WA

Managerial/Coaching Highlights: Fink joins the Lynchburg staff after making his professional coaching debut as the Bench Coach for the Mahoning Valley Scrappers in 2017...spent the 2016 season playing for the Washington Wild Things of the independent Frontier League...spent 2013-2015 in the Cleveland Indians organization, reaching as high as Class-A Lake County.

Managerial/Coaching Career: 2017-Bench Coach, Mahoning Valley Scrappers (Indians).

Playing Career: Selected by the Cleveland Indians in the 23rd round of the 2013 Amateur Draft...spent three seasons in the Indians farm system...his 2014 campaign with Lake County saw him hit 13 home runs and drive in 60 runs...played for Washington in the independent Frontier League before transitioning to coaching.

Personal/Miscellaneous: Played baseball at Missouri Western State University, where he was a finalist for the 2013 Tino Martinez Award, which recognizes the most outstanding player in Division II College Baseball.

LYNCHBURG (A) STATISTICS

LYNCHBURG FINAL BATTING STATISTICS

GAMES BY POSITION


PLAYER	AVG	G	AB	R	H	2B	3B	HR	RBI	BB	SO	SB	CS	1B	2B	3B	SS	OF	C	E
Bautista, Claudio	.216	73	227	26	49	10	1	7	24	17	66	0	0	3	9	57	0	0	0	10
Brooks, Trenton	.000	3	7	0	0	0	0	0	0	0	1	0	0	0	0	0	0	3	0	1
Calica, Andrew	.274	103	376	64	103	22	3	6	40	43	84	14	9	0	0	0	0	88	0	2
Carter, Jodd	.239	115	385	51	92	17	4	11	46	47	125	9	5	0	0	0	0	109	0	1
Castillo, Ivan	.315	28	92	7	29	6	1	0	6	4	11	3	3	0	16	5	8	0	0	3
Castro, Willi	.290	123	469	69	136	24	3	11	58	28	90	19	9	0	0	0	122	0	0	25
Cervenka, Martin	.278	112	400	59	111	24	4	8	57	42	103	1	1	0	0	0	0	0	56	3
Collins, Gavin	.275	40	142	18	39	16	0	4	35	13	45	1	1	0	0	37	0	0	0	8
De La Cruz, Juan	.143	2	7	1	1	1	0	0	1	0	3	0	0	2	0	0	0	0	0	0
Haggerty, Sam	.253	112	427	72	108	27	13	3	32	67	103	49	13	0	96	0	11	3	0	13
Longo, Mitch	.563	5	16	8	9	2	0	0	3	4	2	2	0	0	0	0	0	3	0	0
Loopstok, Sicnarf	.249	119	421	67	105	28	4	17	65	52	132	11	8	59	0	13	0	16	22	13
Marabell, Connor	.238	97	362	43	86	15	1	6	45	31	57	8	5	0	0	0	0	85	0	7
Medina, Jose	.290	10	31	3	9	4	0	0	9	3	9	0	1	9	0	0	0	0	0	2
Mendoza, Yonathan	.307	72	257	35	79	6	2	2	30	30	31	5	2	14	22	37	0	0	0	6
Miller, Anthony	.242	61	194	17	47	15	0	3	28	18	83	0	0	61	0	0	0	0	0	4
Rodriguez, Jorma	.286	4	7	1	2	1	0	0	3	0	1	0	0	0	2	0	0	0	0	0
Salters, Daniel	.197	90	314	36	62	13	1	5	30	24	86	0	0	0	0	0	0	0	64	5
Sayles, Silento	.000	2	0	0	0	0	0	0	0	2	0	0	0	0	0	0	0	0	0	0
Tom, Ka'ai	.254	126	457	68	116	31	7	10	65	59	100	23	6	0	0	0	0	116	0	2
Team Total	.258	139	4591	645	1183	262	44	93	577	484	1132	145	63							120

LYNCHBURG FINAL PITCHING STATISTICS

PITCHER	W	L	ERA	G	GS	CG	SHO	SV	IP	H	R	ER	HR	HB	BB	SO	BK	WP
Angulo, Argenis	5	2	2.29	41	0	0	0	15	55.0	31	15	14	1	2	27	68	1	11
Bieber, Shane	6	1	3.10	14	14	0	0	0	90.0	95	35	31	5	2	4	82	0	6
Brady, Sean	3	1	3.18	4	4	0	0	0	22.2	19	9	8	1	1	8	15	0	1
Chiang, Shao-Ching	8	8	3.67	19	19	2	1	0	122.2	122	61	50	12	8	22	81	1	3
Civale, Aaron	11	2	2.59	17	17	0	0	0	107.2	96	38	31	11	2	9	88	0	4
DeMasi, Dominic	7	4	2.58	31	13	1	0	2	101.0	85	31	29	5	2	22	58	0	7
Esparza, Matt	3	3	3.26	9	9	0	0	0	47.0	46	21	17	6	3	11	40	1	6
Eubank, Luke	2	0	1.42	12	0	0	0	3	12.2	6	4	2	2	1	6	13	0	0
Garcia, Justin	4	3	3.26	32	0	0	0	2	47.0	41	18	17	6	1	27	47	1	6
Hartson, Brock	6	5	3.06	23	19	0	0	1	129.1	104	51	44	11	5	31	88	0	3
Hendrix, Paul	0	2	7.48	20	0	0	0	0	27.2	32	24	23	3	1	17	27	0	3
Herrera, Alsis	1	0	0.00	1	0	0	0	0	3.1	1	0	0	0	0	0	1	0	0
Holland, Neil	0	0	2.08	4	0	0	0	1	4.1	5	2	1	0	0	1	4	1	0
Krauth, Ben	1	0	1.59	10	1	0	0	4	17.0	8	3	3	1	0	9	20	0	1
Linares, Leandro	2	1	0.78	19	0	0	0	5	23.0	19	6	2	2	3	11	20	0	5
Lovegrove, Kieran	4	3	5.01	38	2	0	0	1	50.1	43	29	28	5	3	25	51	0	6
Martinez, Henry	0	0	4.50	1	0	0	0	1	2.0	6	2	1	0	0	0	0	0	0
McKenzie, Triston	12	6	3.46	25	25	0	0	0	143.0	105	62	55	14	1	45	186	1	8
Milbrath, Jordan	2	1	2.03	15	0	0	0	2	26.2	18	10	6	0	6	14	34	0	3
Pannone, Thomas	2	0	0.00	5	5	0	0	0	27.2	10	1	0	0	0	7	39	0	0
Pasquale, Nick	3	0	5.19	8	3	0	0	0	17.1	16	10	0	0	2	13	21	0	2
Robinson, Jared	3	4	3.86	35	4	0	0	3	60.2	60	29	26	4	3	26	39	0	7
Strode, Billy	2	3	3.74	42	1	0	0	1	55.1	55	30	23	3	5	24	57	0	2
Tully, Tanner	0	3	4.94	5	3	0	0	1	23.2	22	18	13	2	1	6	12	0	1
Team Total	87	52	3.21	139	139	3	12	42	1217.0	1045	509	434	94	52	365	1091	6	85

PLAYER DEVELOPMENT

LAKE COUNTY CAPTAINS (A)



Luke Carlin

Manager

Born: December 20, 1980 in Silver Spring, MD **Resides:** Flower Mound, TX

Managerial/Coaching Highlights: Carlin is set to begin his first season at the helm of Lake County after making his managerial debut in 2017 with the Mahoning Valley Scrappers...guided the Scrappers to a 44-29 record as they earned the Pinckney Division title...Mahoning Valley finished among the New York-Penn League's Top 5 in batting average, home runs and staff ERA...enters his third season overall coaching in the Indians organization, after serving on the staff of the 2016 Akron RubberDucks, who won the Eastern League championship.

Managerial/Coaching Career: 2016-Coach, Akron RubberDucks (Indians); 2017-Manager, Mahoning Valley Scrappers (Indians).

Playing Career: Drafted by the Detroit Tigers in the 10th round of the 2002 Amateur Draft...enjoyed a 14-year professional career as a catcher, including parts of four seasons at the Major League level...made his Major League debut on May 10, 2008 with the San Diego Padres and appeared in 36 games that season...spent the 2009 season with the Arizona Diamondbacks, appearing in 10 games...joined the Cleveland Indians organization in 2010, playing in a total of 10 games at the Major League level between 2010 and 2012...briefly returned to the Cleveland organization in 2014, appearing in 61 games for Triple-A Columbus.

Personal/Miscellaneous: Married, wife's name is Kimberly...two daughters, Olivia and Evelyn Kate.

CARLIN'S MANAGERIAL RECORD

YEAR	CLUB	LEAGUE	CLASS	W-L	PCT	POS.	NOTES
2017	Mahoning Valley	NY-Penn	Short-A	44-29	.603	1st	Lost in 1st Round (0-2)
MINOR TOTALS				44-29	.603		

Joe Torres

Pitching Coach

Born: September 3, 1982 in Bronx, NY

Resides: Atlanta, GA

Managerial/Coaching Highlights: Torres joins the Lake County staff after making his professional coaching debut in 2017 as the Arizona League Indians Pitching Coach...led the AZL Tribe staff to 552 strikeouts in just 56 games, ranking T2nd in the AZL and featuring the league's top two strikeout hurlers (Juan Mota & Luis Oviedo)... after being selected in the 1st round of the 2000 MLB Draft, Torres embarked on a 13-year minor league career with five organizations...2018 will mark Torres' second season with the Indians organization, after previously coaching for King's Ridge Christian Academy.

Managerial/Coaching Career: 2015-2016-Pitching Coach, King's Ridge Christian Academy (GA); 2017-Pitching Coach, AZL Indians (Indians).

Playing Career: The left-handed pitcher was drafted with the 10th overall pick by the Angels in the 2000 Amateur Draft...spent 13 years in the minor leagues with five organizations, reaching as high as Triple-A Colorado Springs with the Rockies in 2012...has represented Team USA and Team Puerto Rico in the Baseball World Cup and the Pan-American Games.

Personal/Miscellaneous: Married, wife's name is Kristen.

Pete Lauritson**Hitting Coach**

Born: February 7, 1979 in Mason City, IA

Resides: Mason City, IA

Managerial/Coaching Highlights: Lauritson joins the Lake County coaching staff after making his professional coaching debut in 2017 as Hitting Coach for the Mahoning Valley Scrappers...guided the Scrappers offense to a strong campaign, as they ranked 3rd in the New York-Penn League in batting average (.252), 4th in home runs (37) and 7th in runs scored (311)...spent the 2016 season as Assistant Coach of his alma mater Iowa Hawkeyes...spent 13 seasons on the coaching staff of North Iowa Area Community College, where he helped lead the Trojans to three appearances in the NJCAA Division II College World Series.

Managerial/Coaching Career: 2003-2015-Hitting Coach and Recruiting Coordinator, North Iowa Area Community College; 2016-Assistant Coach, University of Iowa; 2017-Hitting Coach, Mahoning Valley Scrappers (Indians).

Playing Career: Pitched in high school, but an arm injury cut his playing career short after the high school level.

Personal/Miscellaneous: Graduated from the University of Iowa in 2002 with a degree in psychology.

Kyle Hudson**Bench Coach**

Born: January 7, 1987 in Mattoon, IL

Resides: Peoria, IL

Managerial/Coaching Highlights: Hudson begins his second season with the Cleveland Indians organization, as well as his first with Lake County...made his professional coaching debut in 2017 as the Bench Coach for the Carolina League champion Lynchburg Hillcats...previously served as Assistant Coach for his alma mater, the University of Illinois...in his time at Illinois, Hudson was a three-year letter winner in baseball and football.

Managerial/Coaching Career: 2017-Bench Coach, Lynchburg Hillcats (Indians).

Playing Career: Ranks second in Illinois school history with a .376 career collegiate batting average and third in career steals (66)...drafted in the fourth round of the 2008 Amateur Draft by Baltimore, with whom he made his Major League debut on 9/4/2011...in 14 career MLB games, Hudson batted .143 with four hits, three runs scored, two RBI and two stolen bases...finished his eight-year professional career with stints in the Rangers, Rays, Phillies and Angels organizations.

Personal/Miscellaneous: Lives two doors down from Indians pitcher Zach McAllister in Peoria, IL with his wife, Shaela.

LAKE COUNTY (A) STATISTICS

LAKE COUNTY FINAL BATTING STATISTICS

GAMES BY POSITION

PLAYER	AVG	G	AB	R	H	2B	3B	HR	RBI	BB	SO	SB	CS	1B	2B	3B	SS	OF	C	E
Bradley, Kevin	.237	13	38	2	9	2	0	0	4	5	17	0	2	0	11	0	0	1	0	3
Brooks, Trenton	.214	29	112	11	24	5	0	1	8	12	26	0	1	0	0	0	0	29	0	1
Capel, Conner	.246	119	439	73	108	22	7	22	61	43	108	15	10	0	0	0	111	0	3	
Cerda, Erlin	.231	7	26	3	6	2	1	0	3	0	7	1	0	0	2	5	0	0	2	
Chu, Li-Jen	.269	125	465	57	125	22	0	17	67	40	91	0	0	0	0	0	0	50	7	
Collins, Gavin	.270	40	141	23	38	5	1	8	19	14	30	0	0	0	34	0	0	7	10	
De La Cruz, Juan	.280	8	25	2	7	1	0	1	4	1	5	0	0	5	0	0	0	3	1	
Eladio, Miguel	.242	95	355	39	86	11	4	7	28	11	103	2	2	0	61	6	32	0	17	
Ice, Logan	.228	93	316	38	72	10	1	11	42	42	74	1	1	0	0	0	0	81	6	
Isaacs, Todd	.224	82	295	30	66	14	2	9	33	12	103	18	3	0	0	0	82	0	3	
Longo, Mitch	.361	55	202	37	73	18	2	4	25	23	35	18	1	0	0	0	48	0	2	
Medina, Jose	.234	54	175	28	41	6	0	9	17	18	56	0	2	12	0	0	33	0	5	
Mejia, Gabriel	.229	44	153	15	35	4	1	0	8	13	31	12	4	0	1	0	43	0	1	
Pantoja, Alexis	.251	83	303	34	76	11	0	2	21	15	51	10	2	2	45	25	11	1	0	8
Perez, Elvis	.146	16	41	5	6	0	0	0	2	4	12	0	0	1	5	11	1	0	0	1
Rodriguez, Jorma	.201	88	294	39	59	14	2	3	16	23	78	8	8	0	21	67	0	0	8	
Soto, Junior	.172	52	174	19	30	14	0	9	17	6	61	1	1	0	0	0	52	0	3	
Tapia, Emmanuel	.213	124	461	53	98	20	0	29	71	35	180	1	0	100	0	0	0	0	17	
Tinsley, Michael	.240	30	100	10	24	4	2	3	11	11	40	3	0	0	0	0	30	0	7	
Vicente, Jose	.278	35	115	15	32	8	2	6	24	8	28	1	1	27	0	0	0	3	4	
Wakamatsu, Luke	.239	100	377	49	90	17	3	12	53	32	100	8	5	0	0	100	0	0	17	
Team Total	.240	139	4607	582	1105	210	28	153	534	368	1236	99	43							139

LAKE COUNTY FINAL PITCHING STATISTICS

PITCHER	W	L	ERA	G	GS	CG	SHO	SV	IP	H	R	ER	HR	HB	BB	SO	BK	WP
Aiken, Brady	5	13	4.77	27	27	0	0	0	132.0	134	83	70	12	6	101	89	1	13
Biebre, Shane	2	3	3.10	5	5	0	0	0	29.0	34	14	10	1	0	1	31	0	1
Brady, Sean	1	0	1.00	4	4	0	0	0	18.0	12	2	2	0	1	1	13	0	1
Brooks, Trenton	0	0	0.00	1	0	0	0	1	1.0	0	0	0	0	0	1	1	0	0
Civale, Aaron	2	4	4.58	10	10	0	0	0	57.0	64	34	29	2	3	5	53	2	3
Colegate, Ryan	2	2	5.97	27	0	0	0	0	60.1	76	48	40	4	6	17	39	1	1
Draper, Zack	0	0	5.40	1	0	0	0	0	1.20	4	1	1	0	0	0	3	0	2
Eubank, Luke	0	0	0.00	3	0	0	0	0	4.0	2	0	0	0	0	2	3	0	0
Garza, Justin	4	6	5.83	26	8	0	0	3	95.2	97	72	62	12	6	46	86	1	9
Herrera, Alsis	6	2	3.69	28	0	0	0	0	61.0	57	30	25	3	5	28	46	0	9
Hillman, Juan	7	10	6.08	26	26	0	0	0	137.2	158	102	93	22	10	48	101	2	9
Jimenez, Domingo	0	0	8.18	9	0	0	0	0	11.0	16	10	10	1	1	8	4	0	5
Jimenez, Luis	2	8	6.60	16	16	0	0	0	76.1	93	61	56	16	10	30	65	1	7
Krauth, Ben	4	2	1.75	23	2	0	0	0	61.2	43	14	12	4	1	30	72	0	0
Lee, Jacob	0	1	4.91	5	0	0	0	0	7.10	4	5	4	0	1	7	4	0	0
Letkewicz, Michael	0	2	3.65	17	0	0	0	0	24.2	28	10	10	1	0	11	24	0	3
Martinez, Henry	5	3	3.15	35	1	0	0	3	60.0	54	30	21	1	1	16	59	1	0
Merritt, Ryan	1	0	2.57	1	1	0	0	0	7.00	7	2	2	0	0	1	4	0	0
Mingo, Cameron	0	2	2.55	5	1	0	0	0	17.20	19	10	5	1	0	4	3	0	1
Miniard, Micah	4	13	7.80	26	23	0	0	0	117.2	157	109	102	21	14	60	61	2	13
Plesac, Zach	1	1	3.60	6	6	0	0	0	25.0	19	11	10	2	3	6	19	1	2
Ryan, Ryder	3	4	4.79	33	0	0	0	6	41.1	44	28	22	4	3	17	49	1	2
Siri, Dalbert	1	2	3.10	39	0	0	0	14	40.2	29	19	14	1	8	26	64	0	5
Tully, Tanner	4	6	3.16	16	8	1	0	1	77.0	73	37	27	10	5	10	76	0	5
Valladares, Randy	0	0	13.5	1	0	0	0	0	2.0	1	3	3	1	1	3	1	0	0
Ventura, Cesar	0	1	4.89	16	1	0	0	0	38.2	49	23	21	5	2	20	32	1	6
Vicente, Jose	0	0	0.00	1	0	0	0	0	2.0	0	0	0	0	0	3	1	0	0
Team Total	54	85	4.85	139	139	1	5	28	1207.1	1274	758	651	124	87	502	1003	14	97

MAHONING VALLEY SCRAPPERS (A)



Jim Pankovits

Manager

Born: August 6, 1955 in Pennington Gap, VA

Resides: Charleston, SC

Managerial/Coaching Highlights: Pankovits joins the Indians organization as Mahoning Valley's manager after spending the previous seven seasons with the Seattle Mariners organization...prior to joining Seattle, spent 16 seasons in Houston's Player Development department and three with Boston...has 15 seasons of managerial experience in the Boston, Houston and Seattle organizations, earning Carolina League Manager of the Year honors in 2006 with Salem and winning a New York-Penn League title with Tri-City in 2010...was a coach for Team USA in the 2012 *SiriusXM* Futures Game.

Managerial/Coaching Career: 1992-1994-Manager, New Britain Red Sox (Red Sox); 1995-1996-Manager, Quad City River Bandits (Astros); 1998-1999-Manager, Jackson Generals (Astros); 2000-Minor League Infield Coordinator, Houston Astros; 2000-2005-Minor League Defense Coordinator, Houston Astros; 2006-2008-Manager, Salem Avalanche (Astros); 2009-2010-Manager, Tri-City ValleyCats (Astros); 2010-Minor League Infield Coordinator, Houston Astros; 2011-2013-Manager, Jackson Generals (Mariners); 2014-2016-Minor League Infield Coordinator, Seattle Mariners; 2017-Coach, Modesto Nuts (Mariners).

Playing Career: Drafted by the Houston Astros in the 4th round of the 1976 Draft...made his Major League debut in 1984 with the Astros and enjoyed a six-year Major League career...his best season came in 1986, when he batted .283 in 70 contests for the N.L. West champion Astros and appeared in two games during their NLCS loss to New York...the second baseman played all but two of his 318 career MLB games with Houston (1984-1988) and closed out his playing days with a brief stint at Boston in 1990...batted .250 in his Major League career with nine homers and 55 RBI.

Personal/Miscellaneous: Currently resides in Charleston, South Carolina.

PANKOVITS' MANAGERIAL RECORD

YEAR	CLUB	LEAGUE	CLASS	W-L	PCT	POS.	NOTES
1992	New Britain	Eastern	AA	58-82	.414	8th	
1993	New Britain	Eastern	AA	52-88	.371	8th	
1994	New Britain	Eastern	AA	59-81	.421	8th	
1995	Quad City	Midwest	A	76-61	.555	1st	West Division Champs
1996	Quad City	Midwest	A	70-61	.534	1st	West Division Champs
1998	Jackson	Texas	AA	70-70	.500	3rd	
1999	Jackson	Texas	AA	68-72	.486	3rd	
2006	Salem	Carolina	Advanced A	76-61	.555	4th/1st	2nd Half Champs; MotY
2007	Salem	Carolina	Advanced A	79-60	.568	2nd/1st	Lost in Mills Cup Finals
2008	Salem	Carolina	Advanced A	56-84	.400	4th/4th	
2009	Tri-City	NY-Penn	Short-A	27-48	.360	4th	
2010	Tri-City	NY-Penn	Short-A	38-36	.514	1st	NYPL Champions
2011	Jackson	Southern	AA	68-72	.486	3rd	
2012	Jackson	Southern	AA	79-61	.564	1st	Lost in SL Finals
2013	Jackson	Southern	AA	62-73	.459	3rd	
MINOR TOTALS				938-1010	.482		

PLAYER DEVELOPMENT

Jason Blanton

Pitching Coach

Born: September 10, 1979 in San Antonio, TX

Resides: Raleigh, NC

Managerial/Coaching Highlights: Enters his first season as Mahoning Valley's pitching coach...marks his second season in the Indians organization after working in the same role for Lake County in 2017....served as a pitching coach in the Mariners organization from 2014-15.

Managerial/Coaching Career: 2014- Pitching Coach, Pulaski Mariners (Mariners); 2015- Pitching Coach, Everett AquaSox (Mariners); 2016- Pitching Coach, New Britain Bees (Atlantic League); 2017- Pitching Coach, Lake County Captains (Indians).

Playing Career: Selected by the Chicago Cubs in 2001 draft (12th round) out of NC State... Posted a 2.49 ERA in his first season across three Single-A levels in 2001 (21G/2GS, 13ER/47.0IP)...limited to only 26 games the next two campaigns due to arm issues and was subsequently released with a career Minor League ERA of 2.42 in 47 games (25ER/93.0IP)...pitched in the independent Atlantic League, South Coast League and Canadian-American Association from 2005-09.

Personal/Miscellaneous: Married, Jaime...couple has one daughter: Isabella (4)...hobbies include reading and enjoys spending time with his family...drafted by Boston in the 28th round of the 1998 Amateur Draft out of Eastern Florida State College (Cocoa, FL) before attending North Carolina State University for three years...prior to joining the Mariners, worked as a pitching coach for USA Baseball at various events...spent the 2011 and 2012 seasons as Pitching Coach for the Harwich Mariners in the Cape Cod League...graduated from North Carolina State in 2010 with a Bachelor's degree in English.

Omír Santos

Bench Coach

Born: April 29, 1981 in Bayamon, PR

Resides: Kissimmee, FL

Managerial/Coaching Highlights: Begins his first season as bench coach for Mahoning Valley...made his professional coaching debut with the Columbus Clippers (AAA) in 2016 before serving as bench coach for Akron (AA) in 2017.

Managerial/Coaching Career: 2016- Coach, Columbus Clippers (Indians); 2017- Bench Coach, Akron RubberDucks (Indians).

Playing Career: Drafted by the New York Yankees in the 21st round of the June 2001 draft...had a 12-year professional career as a catcher, including 122 games at the Major League level over five seasons...played for the Baltimore Orioles (2008), New York Mets (2009), Detroit Tigers (2011-12) and Cleveland Indians (2013)...batted .248 (80-for-322) with 7 HR and 41 RBI in 122 Major League games...appeared in one game for the Tribe and 62 games for Triple-A Columbus in 2013...retired after spending the 2014 season with Triple-A Indianapolis (Pittsburgh).

Personal/Miscellaneous: Wife, Delitza, and son, Omír...attended East Central Junior College in Missouri.

MAHONING VALLEY (A) STATISTICS

MAHONING VALLEY FINAL BATTING STATISTICS

GAMES BY POSITION

PLAYER	AVG	G	AB	R	H	2B	3B	HR	RBI	BB	SO	SB	CS	1B	2B	3B	SS	OF	C	E
Benson, Will	.238	56	202	29	48	8	5	10	36	31	80	7	1	0	0	0	0	56	0	2
Berardi, Jesse	.284	38	155	16	44	7	0	1	15	6	31	2	3	0	3	0	28	0	0	8
Cantu, Ulysses	.254	54	209	17	53	10	0	4	25	17	66	0	0	53	0	0	0	0	0	6
Clement, Ernie	.280	45	175	32	49	9	1	0	13	6	12	6	2	0	17	0	21	0	0	6
Friis, Tyler	.221	33	95	12	21	3	0	1	11	7	18	3	2	0	14	1	9	0	0	4
Gonzalez, Gian Paul	.125	32	96	6	12	1	0	0	7	9	29	0	0	0	0	0	0	0	32	1
Gonzalez, Oscar	.283	55	237	20	67	16	0	3	34	5	61	0	0	0	0	0	54	0	5	5
Jones, Nolan	.317	62	218	41	69	18	3	4	33	43	60	1	0	0	0	53	0	0	0	22
Laureano, Jonathan	.231	35	134	17	31	4	1	1	12	1	27	1	1	3	1	20	0	6	0	4
Lucas, Simeon	.262	43	164	16	43	7	0	3	25	7	55	0	0	16	0	0	0	0	4	3
Nelson, Hosea	.240	42	129	18	31	8	1	1	7	8	50	9	0	0	0	0	33	0	3	3
Perez, Elvis	.189	14	53	0	10	1	1	0	6	1	18	0	0	0	0	0	14	0	0	4
Persinger, Dillon	.208	22	72	9	15	4	0	2	4	9	22	1	1	0	17	2	0	0	0	3
Reeves, Mitch	.500	3	8	0	4	1	0	0	1	3	1	0	0	3	0	0	0	0	0	0
Rivera, Michael	.170	15	47	6	8	3	0	0	4	3	12	0	0	0	0	0	0	0	14	1
Rodriguez, Jason	.202	31	104	10	21	4	1	2	8	5	25	0	0	0	0	0	0	0	31	4
Sayles, Silento	.143	7	21	2	3	2	0	0	0	3	8	0	0	0	0	0	6	0	0	0
Scolamiero, Clark	.246	42	122	21	30	4	1	0	12	16	36	6	2	0	0	0	36	0	0	0
Taylor, Samad	.300	28	120	18	36	6	1	4	19	5	24	4	2	0	21	0	1	0	0	2
Wade, Austen	.255	36	137	21	35	5	2	1	10	14	30	3	2	0	0	0	32	0	1	1
Team Total	.252	73	2498	311	630	121	17	37	282	199	665	43	16							91

PLAYER DEVELOPMENT

MAHONING VALLEY FINAL PITCHING STATISTICS

PITCHER	W	L	ERA	G	GS	CG	SHO	SV	IP	H	R	ER	HR	HB	BB	SO	BK	WP
Araujo, Luis	0	1	9.00	2	0	0	0	0	3.0	3	3	3	0	1	1	7	0	0
Chen, Ping-Hsueh	1	0	4.66	23	0	0	0	2	29.0	30	20	15	2	3	19	26	0	4
Draper, Zack	2	0	2.13	6	1	0	0	0	12.2	11	3	3	0	1	2	12	0	2
Echols, Riley	1	1	3.86	23	0	0	0	2	32.2	33	18	14	0	2	12	23	0	7
Hendrickson, Michael	1	0	6.23	4	0	0	0	0	4.1	4	3	3	1	0	3	9	0	1
Hentges, Sam	0	1	2.04	5	5	0	0	0	17.2	5	7	4	1	0	12	23	0	0
Hockin, Grant	2	4	4.36	8	8	0	0	0	33.0	40	22	16	2	2	8	18	0	2
Jimenez, Domingo	0	0	5.65	10	0	0	0	1	14.1	11	11	9	1	1	12	16	0	5
Karinchak, James	2	2	5.79	10	6	0	0	0	23.1	30	15	15	1	0	9	31	0	1
Lopez, Francisco	0	0	9.00	2	0	0	0	0	2.0	1	2	2	0	0	3	4	0	0
Manzanillo, Maiker	0	0	6.23	3	0	0	0	0	4.1	5	3	3	0	1	1	5	0	1
McCarty, Kirk	2	2	1.85	13	6	0	0	0	34.0	27	12	7	3	2	10	33	0	1
Mejia, Jean Carlos	1	0	0.00	11	0	0	0	3	22.2	6	0	0	0	2	5	31	0	5
Mingo, Cameron	3	0	2.22	13	0	0	0	1	28.1	24	7	7	3	0	9	19	1	2
Morgan, Elijah	3	2	1.03	13	5	0	0	0	35.0	24	9	4	0	0	9	58	0	2
Nelson, Kyle	3	2	2.48	19	0	0	0	4	29.0	21	12	8	3	2	8	40	0	3
Perez, Francisco	4	4	3.28	15	15	0	0	0	74.0	67	41	27	5	2	28	48	0	7
Plesac, Zach	0	1	1.38	8	7	0	0	0	26.0	14	4	4	0	3	8	31	3	2
Salazar, Danny	1	0	0.00	1	1	0	0	0	5.0	2	0	0	0	0	2	7	0	2
Santos, Luis	0	0	9.00	2	0	0	0	0	2.0	3	2	2	1	0	1	3	0	1
Tati, Felix	7	3	3.77	14	4	0	0	0	59.2	54	30	25	1	4	24	59	4	5
Teaney, Jonathan	2	1	2.08	22	0	0	0	5	30.1	18	9	7	3	5	13	51	0	5
Tomlin, Josh	0	0	2.45	1	1	0	0	0	3.2	8	5	1	1	0	0	4	0	1
Valladares, Randy	3	2	2.70	19	0	0	0	2	30.0	28	11	9	1	3	20	26	4	3
Vasquez, Gregori	5	3	2.38	14	14	0	0	0	75.2	67	20	20	5	5	13	57	0	0
Ventura, Cesar	1	0	1.10	8	0	0	0	3	16.1	10	2	2	0	2	8	22	0	3
Team Total	44	29	2.92	73	73	0	4	23	648.0	546	271	210	34	41	240	663	12	65

ARIZONA LEAGUE INDIANS (ROOKIE)



Larry Day

AZL Indians 1 Manager

Born: March 22, 1985 in Salem, MA

Resides: Amesbury, MA

Managerial/Coaching Highlights: Day is set to begin his his first campaign at the helm of the AZL Indians, marking his second year as a manager as well as his fourth season in the Indians organization...made his managerial debut in 2017 with the Lake County Captains, whom he led to a 54-85 record...Served in 2016 as Hitting Coach for the Lynchburg Hillcats, who finished Carolina League play 1st in home runs (129) and runs scored (763), and 2nd in batting average (.268) and hits (1255)...made his professional coaching debut as the Hitting Coach for the Mahoning Valley Scrappers

in 2015...served as the Recruiting Coordinator at Ohio University in 2014 and coached pitchers, catchers and hitters...spent six years from 2008-2013 at Vanderbilt University as the program's First Base Coach and also worked with catchers and hitters...while at Vanderbilt, Larry coached in five NCAA Regionals, three NCAA Super Regionals and one NCAA College World Series...also helped lead the Commodores to the 2011 and 2013 SEC Championship.

Managerial/Coaching Career: 2015-Hitting Coach, Mahoning Valley Scrappers (Indians); 2016-Hitting Coach, Lynchburg Hillcats (Indians); 2017-Manager, Lake County Captains (Indians).

Playing Career: Drafted by the New York Yankees in 2007 in the 50th round...played for the Gulf Coast Yankees in 2007 and the Charleston Riverdogs of the South Atlantic League in 2008.

Personal/Miscellaneous: Graduated from the University of Connecticut in 2007...two-time captain of the baseball team at Connecticut and was selected as All-Big East Catcher in 2006.

DAY'S MANAGERIAL RECORD

YEAR	CLUB	LEAGUE	CLASS	W-L	PCT	POS.	NOTES
2017	Lake County	Midwest	A	54-85	.388	8th	
MINOR TOTALS				54-85	.388		



Jerry Owens

AZL Indians 2 Manager

Born: February 16, 1981 in Hollywood, CA

Resides: Valencia, CA

Managerial/Coaching Highlights: Owens is set to make his managerial debut as he leads the AZL Indians 2 squad in their maiden season...made his professional coaching debut in 2017 with the Columbus Clippers (AAA)...retired from baseball following his 2016 season with the Tigres de Quintana Roo of the Mexican League.

Managerial/Coaching Career: 2017-Coach, Columbus Clippers (Indians).

Playing Career: Drafted by the Montreal Expos in the 2nd round of the 2003 draft...spent seven seasons as an outfielder in the Montreal, Seattle and Chicago-AL organizations...appeared in parts of four seasons at the Major League level for the White Sox (2006-2009)...batted .262 (103-for-393) with 1 HR, 18 RBI and 36 steals in 129 Major League games...returned to baseball in 2013 after a four-year absence due to shoulder surgery, playing in the independent Atlantic League...retired from baseball after the 2016 campaign following four seasons in the Mexican League.

Personal/Miscellaneous: Has one daughter, Maya...originally attended UCLA to play football before switching to baseball.

Jason Esposito**AZL Indians 1 Hitting Coach**

Born: July 19, 1990 in Bethany, CT

Resides: Bethany, CT

Managerial/Coaching Highlights: Set to make his professional coaching debut in his first season with the Indians organization...after completing a four-season minor league career in the Baltimore Orioles organization, Esposito most recently served as Director of Operations for The Grind Baseball and Softball Training Facility.

Managerial/Coaching Career: 2018 will be Esposito's first season in the professional coaching ranks.

Playing Career: Drafted out of Amity Regional High School (CT) by Kansas City in the 7th round of the 2008 draft, but opted to attend Vanderbilt University...drafted by Baltimore in the 2nd round of the 2011 Draft and spent four seasons as a third baseman in the Orioles organization, reaching as high as Double-A Bowie in 2015... finished his playing career with a .230 average, 21 homers and 158 RBI in 397 games in the minor leagues.

Personal/Miscellaneous: Originally from Bethany, Connecticut...enjoys golf, fitness, travel and all things coffee and pizza.

Joel Mangrum**AZL Indians 1 Pitching Coach**

Born: March 22, 1983 in Brandon, MS

Resides: Brandon, MS

Managerial/Coaching Highlights: Will begin his first season as a professional coach and debuts as Pitching Coach for the AZL Indians 1 squad...joins the Cleveland organization from the University of Louisiana-Monroe, where he was hired in July 2017 to serve as an assistant coach...previously was the Pitching Coach for New Mexico State from 2015-2017.

Managerial/Coaching Career: 2006-Coach, Hinds Community College; 2007-2009-Pitching Coach/Recruiting Coordinator, Milligan College; 2010-2014-Pitching Coach/Recruiting Coordinator, Austin Peay State University; 2015-2017-Pitching Coach, New Mexico State University; 2017-Pitching Coach/Recruiting Coordinator, University of Louisiana-Monroe.

Playing Career: Attended Northwest Rankin High School (MS), from which he graduated in 2001...was a pitcher and infielder at Hinds Community College (MS), where he earned All-Region honors...also played two seasons for Mississippi College, earning All-Conference honorable mention in 2005, the same year he graduated.

Personal/Miscellaneous: Married, wife's name is Andrea...has one daughter, Harlee (5).

Kai Correa**AZL Indians 1 Infield Coach**

Born: July 14, 1988 in Hilo, HI

Resides: Windsor, CO

Managerial/Coaching Highlights: Set to begin his first season among the professional coaching ranks...spent the past three seasons as an assistant coach for the University of Northern Colorado's Division I program... helped lead the Bears to their first-ever WAC tournament appearance in 2015...led Bears to a program-record .968 fielding percentage in 2016, his first season as Defensive Coordinator...prior to coaching at UNC, Correa spent three seasons as an assistant for his alma mater, the University of Puget Sound (Division III).

Managerial/Coaching Career: 2011-2014-Head Assistant, University of Puget Sound; 2015-2017-Assistant Coach, Defensive Coordinator, Infield Coach, Third Base Coach & Recruiting Coordinator, University of Northern Colorado.

Playing Career: All-Conference infielder at Waiakea High School in Hilo, HI...played collegiately at Puget Sound University and graduated in 2011 with a degree in history before joining the coaching staff thereafter...served as senior captain for the 2011 team which finished second in the Northwest Conference, their highest-ever finish.

Personal/Miscellaneous: Engaged to his fiancée, Brittany...has traveled the world teaching infield play and has presented for MLB teams, Division I colleges and at the American Baseball Coaches convention...has also served as a head coach for USA Baseball's 17U Northwest regional team.

Junior Betances**AZL Indians 2 Hitting Coach**

Born: May 26, 1973 in La Vega, DR

Resides: Perth Amboy, NJ

Managerial/Coaching Highlights: Will serve as hitting coach for the new AZL Indians 2 after coaching for Lake County in each of the past two seasons...spent 2011-2015 as the Hitting Coach of the Arizona League Indians... spent two seasons as the Director of the Indians' Dominican Academy (2009-10)...2018 marks his 21st season in the Indians organization as a player, coach, or executive...began his post-playing career as a coach with the Indians Dominican Summer League team in 2000...was the Manager of the DSL Indians from 2002 through 2005.

Managerial/Coaching Career: 2000-2001-Coach, DSL Indians (Indians); 2002-2005-Manager, DSL Indians (Indians); 2006-Administrator, Dominican Republic (Indians); 2007-2008-Director, Dominican Operations (Indians); 2009-2010-Director, Dominican Academy (Indians); 2011-2015-Hitting Coach, AZL Indians (Indians); 2016-Hitting Coach, Lake County Captains (Indians); 2017-Bench Coach, Lake County Captains (Indians).

Playing Career: Originally signed as a non-drafted free agent in 1991 by the Milwaukee Brewers...spent six seasons in the Brewers organization before being obtained by the Cleveland Indians in the 1996 Rule 5 draft...advanced as high as the Double-A level...owned a career average of .290 over nine minor league seasons.

Personal/Miscellaneous: Married, wife's name is Dilcia...has three sons (Mike, Angel and Christopher) and one daughter (Scheccid).

Owen Dew**AZL Indians 2 Pitching Coach**

Born: September 26, 1988 in Tallahassee, FL

Resides: Tallahassee, FL

Managerial/Coaching Highlights: Returns for his second season in the Indians organization after making his professional coaching debut in 2017...served as pitching coach for Mahoning Valley, who won the Pinckney Division title on the strength of a stellar pitching staff...Scrappers pitchers ranked 2nd in the New York-Penn League with a 2.92 ERA and ranked 6th in the league with 663 strikeouts in just 648.0 innings.

Managerial/Coaching Career: 2017-Pitching Coach, Mahoning Valley Scrappers (Indians).

Playing Career: The right-handed pitcher was initially drafted by Los Angeles-AL in the 33rd round of the 2009 draft out of Seminole CC, but opted to play another collegiate season for the University of Central Florida...was then drafted in the 21st round by Cleveland in the 2010 draft...spent 2010-2013 in the Indians organization, logging 58 appearances and 152.1 innings pitched in parts of three professional seasons...was named a NYPL All-Star with Mahoning Valley in 2010 but his professional career was cut short by a right elbow injury in 2012.

Personal/Miscellaneous: Attended Lincoln High School in Tallahassee, Florida before completing a Communications degree at the University of Central Florida (2017 NCAA Football National Champions)...coached at Seminole State College (FL) for three seasons before rejoining the Indians on the Player Development side.

Max Weiner**AZL Indians 2 Pitching Coach**

Born: December 12, 1994 in Miami, FL

Resides: Miami, FL

Managerial/Coaching Highlights: Weiner will make his professional coaching debut in 2018 as a pitching coach for the newly-created AZL Indians 2...joins the Indians after one season as the pitching coach for St. Petersburg College (Junior College) in Florida...led the Titans staff to a 3rd-place finish in the Suncoast Conference (NJCAA) with a 3.94 intra-conference ERA.

Managerial/Coaching Career: 2017-Pitching Coach, St. Petersburg College (FL).

Playing Career: The right-handed pitcher played high-school ball for Riverside Military Academy in Gainesville, GA, where he earned All-Region honors...played for Lake Sumter State College (2015-2016) and transferred to Division I Florida International University, but did not appear in game action for the Panthers.

Personal/Miscellaneous: Founded and operated The Arm Farm LLC, a performance development and player services company based out of Miami, FL...provided private consultation to coaches across the country regarding pitching development and programming.

AZL INDIANS (ROOKIE) STATISTICS

AZL INDIANS FINAL BATTING STATISTICS

GAMES BY POSITION

PLAYER	AVG	G	AB	R	H	2B	3B	HR	RBI	BB	SO	SB	CS	1B	2B	3B	SS	OF	C	E
Alfonseca, Pedro	.250	2	8	2	2	0	1	0	0	0	3	1	0	0	0	0	0	2	0	0
Allen, Greg	.333	5	15	3	5	0	0	0	2	0	1	3	0	0	0	0	0	3	0	0
Cerda, Erlin	.267	5	15	2	4	2	0	0	1	1	4	1	0	0	1	2	0	0	0	0
Cooper, Michael	.219	45	169	19	37	9	4	3	27	17	33	1	0	41	0	0	0	0	0	3
Dominguez, Ronny	.215	43	149	22	32	5	3	3	12	12	52	4	2	0	0	0	0	32	0	6
Fermin, Jose	.229	45	166	24	38	11	1	1	14	5	19	5	2	0	18	0	27	0	0	21
Fernandez, Felix	.227	23	75	11	17	2	0	4	8	7	20	0	0	0	0	0	0	0	19	7
Freeman, Tyler	.297	36	128	19	38	9	0	2	14	7	12	5	1	0	4	0	29	0	0	6
Gantt, Tre	.197	37	117	15	23	2	3	2	15	19	46	2	2	0	0	0	0	35	0	0
Holmes, Quentin	.182	41	159	22	29	5	3	2	15	8	61	5	4	0	0	0	0	37	0	2
Jerez, Miguel	.218	30	110	11	24	8	0	1	12	8	37	1	0	0	0	0	0	0	20	3
Lopez Alvarez, Angel	.194	23	72	14	14	6	1	2	6	9	20	0	0	0	0	0	0	0	22	4
Mejia, Gabriel	.278	10	36	4	10	2	0	0	2	1	2	4	3	0	0	0	0	8	0	2
Murphy, Taylor	.304	7	23	3	7	0	1	0	3	2	4	0	0	0	0	0	0	4	0	0
Pujols, Henry	.239	52	180	35	43	13	0	8	29	11	77	0	1	0	0	46	0	0	0	19
Reeves, Mitch	.291	43	134	18	39	8	0	4	19	23	42	2	3	11	0	0	0	21	0	4
Rodriguez, Jhan	.121	28	91	5	11	0	0	0	5	2	44	1	1	0	27	1	0	0	0	6
Rodriguez, Johnathan	.250	31	96	13	24	4	2	0	11	21	23	0	1	0	0	0	0	29	0	3
Rolette, Joshua	.333	5	12	3	4	1	0	0	1	2	0	0	0	0	0	0	0	0	3	0
Santiago, Wilbis	.287	30	101	11	29	8	1	1	14	3	12	3	2	5	10	13	1	0	0	3
Tinsley, Michael	.283	15	46	10	13	1	2	2	10	11	12	1	0	0	0	0	0	10	0	0
Team Total	.233	56	1902	266	443	96	22	35	220	169	524	39	22							105

AZL INDIANS FINAL PITCHING STATISTICS

PITCHER	W	L	ERA	G	GS	CG	SHO	SV	IP	H	R	ER	HR	HB	BB	SO	BK	WP
Algarin, Erick	0	0	0.00	2	0	0	0	0	1.0	1	0	0	0	0	1	1	0	0
Araujo, Luis	0	4	8.54	16	0	0	0	0	26.1	39	29	25	1	3	14	29	3	4
Arias, Skylar	0	0	1.23	5	0	0	0	0	7.1	2	2	1	1	0	4	14	0	0
Baker, Dylan	1	0	2.25	4	2	0	0	0	4.0	5	2	1	0	0	0	6	0	0
Brady, Sean	0	0	7.50	2	2	0	0	0	6.0	8	5	5	0	1	1	7	0	0
Clemmer, Dakody	0	1	0.00	3	0	0	0	1	3.0	2	1	0	0	0	1	5	0	0
Cooney, Tim	0	0	6.00	4	4	0	0	0	3.0	3	2	2	0	0	3	4	1	0
DeJueas, Tommy	0	3	2.42	17	0	0	0	0	26.0	27	16	7	2	1	15	34	0	7
Draper, Zack	0	1	4.73	10	0	0	0	0	13.1	17	11	7	0	0	9	13	0	6
Eubank, Luke	0	0	0.00	5	2	0	0	0	5.1	3	0	0	0	0	2	6	0	0
Ferguson, Chandler	0	0	0.00	1	0	0	0	0	1.0	0	0	0	0	0	1	2	0	0
Hendrickson, Michael	1	9	0.00	4	0	0	0	0	7.0	12	7	7	2	2	1	6	1	0
Hentges, Sam	0	3	4.85	6	6	0	0	0	13.0	16	9	7	2	0	3	18	0	0
Izaguirre, Alejandro	0	0	2.45	3	0	0	0	0	3.2	2	1	1	0	0	2	3	0	0
Kery, Adoni	2	3	2.48	17	0	0	0	0	29.0	15	9	8	3	4	15	41	2	2
Kime, Dace	0	0	13.5	3	0	0	0	0	2.0	4	3	3	0	1	2	1	0	1
Lopez, Francisco	0	0	0.00	9	1	0	0	0	8.2	4	0	0	0	1	3	11	0	2
Manzanillo, Maiker	1	1	2.45	13	1	0	0	1	36.2	26	14	10	2	2	5	37	1	4
Marte, Randy	1	2	15.07	9	0	0	0	0	14.1	21	32	24	2	3	24	17	0	5
Mejia, Jean Carlos	1	0	3.14	10	0	0	0	6	14.1	13	6	5	0	0	5	19	0	2
Mendoza, Dante	0	0	6.00	3	2	0	0	0	3.0	5	6	2	0	1	2	2	0	0
Mota, Juan	3	5	4.94	14	8	0	0	0	58.1	53	44	32	3	9	32	73	3	19
Oviedo, Luis	4	2	7.14	14	7	0	0	0	51.2	62	49	41	2	8	22	70	2	10
Polanco, Anderson	0	1	6.00	4	2	0	0	0	3.0	2	3	2	0	0	5	4	0	3
Rodriguez, Jhan	0	0	3.86	2	0	0	0	0	2.1	2	1	1	0	0	0	3	0	0
Santos, Luis	0	0	9.00	5	0	0	0	0	6.0	11	8	6	1	1	5	7	0	2
Scheftz, Jordan	1	2	6.33	19	0	0	0	0	27.0	30	20	19	0	3	15	31	0	11
Thomas, Tahnaj	0	3	6.00	13	10	0	0	0	33.0	35	26	22	4	2	25	29	1	9
Turner, Matt	1	2	6.75	10	3	0	0	2	24.0	36	23	18	1	2	8	22	1	5
Valdez, Luis	0	7	7.24	13	6	0	0	0	51.0	63	50	41	2	12	36	35	4	9
Wyatt, Jonas	0	0	27.00	2	0	0	0	0	1.0	1	3	3	0	1	2	2	0	4
Team Total	15	41	5.45	56	56	0	2	10	485.1	520	382	294	28	57	263	552	19	105

PLAYER DEVELOPMENT

INDIANS DOMINICAN SUMMER LEAGUE (ROOKIE)



José Mejía

Manager

Born: March 19, 1976 in Santo Domingo, DR **Resides:** Santo Domingo, DR

Managerial/Coaching Highlights: Begins his sixth season in the Indians organization as the Manager of the club's Dominican Summer League team...marks his 19th season as a manager or coach in the professional ranks...spent six seasons from 2007-12 as the Manager for the Royals' Dominican Summer League squad...began his coaching career in the Dodgers organization as a coach for the Dominican Summer League team and worked in that capacity for seven seasons before joining the Royals.

Managerial/Coaching Career: 2000-2006-Coach, DSL Dodgers (Dodgers); 2007-2012-Manager, DSL Royals (Royals); 2013-2017-Manager, DSL Indians (Indians).

Playing Career: Originally signed with the Los Angeles Dodgers in 1993...played professionally for four seasons in the Dodgers and Braves systems.

Personal/Miscellaneous: Married, wife's name is Marianela...has four children, Alejandro, Christopher, José and Saymon.

Jesús Sánchez

Pitching Coach

Born: October 11, 1974 in Nizao, Dominican Republic **Resides:** Nizao, Dominican Republic

Managerial/Coaching Highlights: Begins his sixth season as a Pitching Coach for the DSL Indians after making his professional coaching debut in 2013.

Managerial/Coaching Career: 2013-2017-Pitching Coach, DSL Indians (Indians).

Playing Career: Originally signed as an amateur free agent by the New York Mets on June 7, 1992...made his Major League debut on March 31, 1998 with the Florida Marlins...pitched in the Majors over the course of seven years with Florida, Chicago (NL), Colorado and Cincinnati...compiled a 5.32 ERA in 162 games from 1998-2004.

Personal/Miscellaneous: Married, wife's name is Yeslina...has five children, Samantha, Melany, Rachely, Jesly and Tribe minor league infielder Dorsyss Paulino.

Carlos Jan

Pitching Coach

Born: November 3, 1979 in Hato Mayor, DR **Resides:** San Pedro de Macoris, DR

Managerial/Coaching Highlights: Begins his seventh year as a pitching coach with the DSL Indians.

Managerial/Coaching Career: 2012-2017-Coach, DSL Indians (Indians).

Playing Career: Originally signed with the Anaheim Angels in 2000...had a seven-year professional career including three years in the Angles, Baltimore Orioles and Chicago Cubs organizations.

Personal/Miscellaneous: Has one son, Johancel.

Freddy Tiburcio

Hitting Coach

Born: January 24, 1961 in Santo Domingo, DR **Resides:** Santo Domingo, DR

Managerial/Coaching Highlights: Returns for his third full season with the Indians, after joining the club in October 2015...spent 14 years with the DSL Yankees, where he won two DSL championships...spent four seasons as a Hitting Coach for the Seattle Mariners DSL team and one year as the Hitting Coach for the DSL Dodgers.

Managerial/Coaching Career: 1997-2010-Coach, DSL Yankees; 2011-2014-Hitting Coach, DSL Mariners (Mariners); 2015-Hitting Coach, DSL Dodgers (Dodgers); 2016-2017-Hitting Coach, DSL Indians (Indians).

Playing Career: Originally signed with the Atlanta Braves in 1981 and played professionally for 14 seasons...played seven seasons in the Braves and Tigers systems...also played six seasons in Taiwan and one in Mexico.

Personal/Miscellaneous: Married to Arlette Correa, with whom he has three sons.

Born: July 12, 1973 in Mao Valverde, DR

Resides: Mao Valverde, DR

Managerial/Coaching Highlights: Begins his 18th season with the Indians as the Infield Coach for the DSL club.

Managerial/Coaching Career: 2000-2017-Infield Coach, DSL Indians (Indians).

Playing Career: Signed as a non-drafted free agent by the Detroit Tigers in 1989...played professionally for six seasons in the Tigers organization where he had a career average of .210 with a HR and 81 RBI in 374 games.

Personal/Miscellaneous: Married, wife's name is Jenny...has three children - Carlos, Christina and Rosette... brother of former Indians shortstop, Félix.

DSL FINAL BATTING STATISTICS

BATTERS	AVG	G	AB	R	H	2B	3B	HR	RBI	BB	SO	SB	CS	GAMES BY POSITION						
														1B	2B	3B	SS	OF	C	E
Celesten, Nehemias	.241	49	166	22	40	10	1	3	19	29	47	0	1	3	0	33	0	0	0	16
Cespedes, Christopher	.338	27	80	16	27	5	3	3	11	9	15	0	2	1	0	0	0	24	0	0
Contreras, Jeikol	.175	53	171	23	30	11	1	2	19	33	54	2	5	2	19	25	0	0	0	18
De Jesus, Christopher	.219	26	64	7	14	1	0	0	6	5	9	3	0	5	0	0	0	0	19	7
De Oleo, Henderson	.263	50	133	37	35	5	1	6	25	27	37	1	0	47	0	0	0	0	1	6
Diaz, Yainer	.294	42	153	12	45	8	1	1	21	3	18	0	1	0	0	0	0	0	31	9
Flores, Jothson	.143	14	35	4	5	0	1	0	2	3	6	1	1	0	12	1	0	0	0	3
Gonzalez, Marcos	.274	56	215	31	59	7	0	1	24	31	28	13	4	0	0	0	55	0	0	20
Jimenez, Pablo	.224	26	85	18	19	2	0	1	6	17	26	2	3	0	0	0	0	26	0	2
Lopez, Jonathan	.267	62	225	35	60	10	5	2	36	32	40	3	3	15	16	18	12	0	0	16
Maestre, Jesus	.059	12	34	4	2	2	0	0	1	6	6	0	1	0	7	0	3	0	0	2
Marmol, Roger	.243	40	140	14	34	7	1	2	17	12	37	0	1	0	0	0	0	0	27	3
Mateo, Franklin	.191	31	68	10	13	5	0	0	5	19	34	3	1	0	0	0	0	29	0	4
Montero, Jean	.272	54	147	43	40	9	2	3	13	29	39	14	6	0	0	0	0	53	0	4
Palacio, Gaspar	.169	23	83	9	14	3	1	1	6	11	29	2	3	0	20	0	0	0	0	9
Rodriguez, Henry	.067	6	15	2	1	0	0	0	0	4	8	1	0	0	0	0	0	0	0	0
Santiago, Wilbis	.333	11	42	8	14	3	2	0	5	0	5	1	0	5	4	0	0	0	0	0
Torres, Jhon	.255	54	184	25	47	7	3	5	35	28	41	4	4	0	0	0	0	48	0	3
Ventura, Carlos	.161	49	124	16	20	7	1	3	20	36	42	2	2	0	0	0	0	45	0	1
Team Total	.240	70	2164	336	519	102	23	33	271	334	521	52	38							148

DSL FINAL PITCHING STATISTICS

PITCHER	W	L	ERA	G	GS	CG	SHO	SV	IP	H	R	ER	HR	HB	BB	SO	BK	WP
Cedeno, Orlando	0	0	9.28	6	0	0	0	0	10.2	11	13	11	0	2	12	6	0	4
De La Cruz, Joel	4	0	2.76	17	0	0	0	3	29.1	26	11	9	1	2	6	18	2	2
Feliz, Ignacio	2	4	4.39	13	13	0	0	0	55.1	47	36	27	4	4	41	42	2	2
Figueroa, Hector	3	1	3.74	16	0	0	0	1	33.2	39	19	14	1	2	11	28	0	4
Garcia, Henry	0	0	0.00	2	0	0	0	0	2.0	2	0	0	0	0	0	0	0	0
Garcia, Luis C.	1	1	2.19	7	0	0	0	2	12.1	9	5	3	0	1	8	11	0	2
Garcia, Luis D.	3	3	2.31	15	14	0	0	0	66.1	58	34	17	2	6	19	52	0	1
Garcia, Mike	1	7	3.81	13	13	0	0	0	59.0	62	38	25	4	5	22	34	0	11
Jimenez, Diarlin	4	6	4.98	14	10	0	0	0	65.0	79	52	36	2	7	20	47	2	12
Meza, Wuilson	1	0	2.33	14	0	0	0	3	27.0	16	11	7	1	2	16	21	0	3
Morillo, Sergio	0	3	5.79	6	1	0	0	0	9.1	10	9	6	1	2	8	7	0	2
Oca, Jose	0	2	8.78	11	0	0	0	0	13.1	17	13	13	1	4	3	11	2	0
Paredes, Juan	1	0	2.41	13	0	0	0	1	18.2	10	8	5	1	3	5	15	0	6
Peguero, Luis	0	0	6.75	2	0	0	0	0	4.0	6	4	3	0	0	1	3	0	0
Pereda, Leomar	1	2	4.00	12	0	0	0	0	18.0	16	12	8	0	0	13	15	0	4
Perez, Eric	2	0	0.00	2	0	0	0	0	8.0	3	0	0	0	0	7	7	1	0
Sanchez, Wilton	2	2	2.29	13	2	0	0	1	35.1	23	11	9	0	3	13	39	1	2
Santana, Christophers	0	2	5.97	16	0	0	0	0	28.2	34	25	19	1	6	17	26	2	4
Thomas, Luigence	3	2	4.81	16	0	0	0	1	24.1	25	20	13	0	5	15	30	1	8
Thomas, Tahnaj	0	2	3.38	3	3	0	0	0	5.1	3	4	2	0	0	8	5	0	0
Yannuzzi, Yeffersson	1	4	2.60	14	14	0	0	0	55.1	38	27	16	1	1	43	53	0	4
Team Total	29	41	3.76	70	70	0	3	12	581.0	534	352	243	20	55	288	470	42	74

PLAYER DEVELOPMENT

AGUILAR, Daniel**OF**HEIGHT: 5-10
WEIGHT: 175
SIGNED BY: Arnold EllesBATS: L
THROWS: LBORN: September 16, 2000 in Turbaco, Colombia
RESIDES: Turbaco, Colombia
OBTAINED: Non-Drafted Free Agent (10/9/17)**AIKEN, Brady****LHP**HEIGHT: 6-4
WEIGHT: 205
SIGNED BY: Mike Soper
SCHOOL: IMG Academy (FL)/ Cathedral Catholic HS (SD, CA)BATS: L
THROWS: LBORN: August 16, 1996 in Cardiff by the Sea, CA
RESIDES: Cardiff by the Sea, CA
OBTAINED: 1st Round Selection (17th overall) by Indians in June, 2015 Draft

CAREER HIGHLIGHTS: *2017* - Led Midwest League with 27 starts...ranked second on Captains with career-high 89 strikeouts...*2016* - Made 13 starts/14 appearances in his first professional season...averaged 11.1 strikeouts per 9.0 innings (57K/46.1IP)...named the 4th-best prospect in the Indians organization entering the 2017 season (*Baseball America*)...*2015* - Enrolled at the IMG Academy and made one appearance before undergoing "Tommy John" surgery on March 26...ranked as the 3rd-best prospect and Best Curveball in the Indians farm system by *Baseball America*...ranked 99th overall on *ESPN's* Top 100 prospect list entering the 2016 season...*2014* - Compiled a 7-0 record with a 1.06 ERA in 11 starts in his senior season at Cathedral High School...was a 2014 *Perfect Game* USA 1st Team All-American and led Team USA to the gold medal at the 18U World Cup in Taiwan in September 2013...selected by the Houston Astros with the first pick in the 2014 Draft, but did not sign...was the fifth LHP to be selected first overall and the first since David Price (Tampa Bay) in 2007.

YEAR	CLUB	W-L	ERA	G	GS	CG	SHO	SV	IP	H	R	ER	HR	HB	BB	SO	WP	BK	AVG	SLG	OBP
2016	Mahoning Valley	2-1	4.43	5	5	0	0	0	22.1	20	12	11	3	1	8	22	2	0	.233	.419	.299
	AZL Indians	0-4	7.13	9	8	0	0	0	24.0	32	26	19	1	0	13	35	1	0	.308	.423	.385
2017	Lake County	5-#13	4.77	27	*27	0	0	0	132.0	134	83	70	12	6	*101	89	13	1	.277	.409	.404
Minor Lge. Totals		7-18	5.05	41	40	0	0	0	178.1	186	121	100	16	7	122	146	16	1	.276	.412	.389

ALFONSECA, Pedro**OF**HEIGHT: 6-0
WEIGHT: 178
SIGNED BY: Pete Loizzo
SCHOOL: Black Hawk CC (IL)BATS: R
THROWS: RBORN: September 4, 1997 in Santo Domingo, DR
RESIDES: Overland Park, KS
OBTAINED: 17th Round Selection by Indians in June, 2017 Draft

YEAR	CLUB	AVG	G	AB	R	H	2B	3B	HR	RBI	SH	SF	HBP	BB	SO	SB	CS	SLG	OBP	OPS	E
2017	AZL Indians	.250	2	8	2	2	0	1	0	0	0	0	0	0	3	1	0	.500	.250	.750	0

ALGARIN, Erick**RHP**HEIGHT: 6-1
WEIGHT: 195
SIGNED BY: Ramon PenaBATS: R
THROWS: RBORN: March 31, 1995 in Ocumare del Tuy, Venezuela
RESIDES: Santa Lucia, Venezuela
OBTAINED: Non-Drafted Free Agent (4/9/13)

YEAR	CLUB	W-L	ERA	G	GS	CG	SHO	SV	IP	H	R	ER	HR	HB	BB	SO	WP	BK	AVG	SLG	OBP
2013	DSL Indians	2-0	2.63	13	5	0	0	1	41.0	39	17	12	2	1	12	34	5	1	.244	.356	.301
2014	AZL Indians	2-1	2.32	11	0	0	0	1	31.0	25	8	8	1	2	8	33	0	0	.219	.298	.280
2015	Mahoning Valley	0-0	3.86	6	0	0	0	0	9.1	6	4	4	0	1	4	9	0	0	.200	.233	.314
	AZL Indians	3-0	3.60	14	0	0	0	2	25.0	18	11	10	1	1	7	32	3	0	.202	.326	.265
2016	Lake County	0-1	3.27	22	0	0	0	3	33.0	25	15	12	1	3	11	47	3	0	.217	.322	.295
2017	AZL Indians	0-0	0.00	2	0	0	0	0	1.0	1	0	0	0	0	1	1	0	0	.250	.250	.400
Minor Lge. Totals		7-2	2.95	68	5	0	0	7	140.1	114	55	46	5	8	43	156	11	1	.223	.322	.290

ANGULO, Argenis**RHP**HEIGHT: 6-3
WEIGHT: 220
SIGNED BY: Mark Allen
SCHOOL: Ranger CollegeBATS: R
THROWS: RBORN: February 26, 1994 in Araure, Venezuela
RESIDES: Araure, Venezuela
OBTAINED: 19th Round Selection by Indians in June, 2014 Draft

CAREER HIGHLIGHTS: *2017* - Set single-season career-highs with 5 wins and 68 strikeouts...led organization with 15 saves; also led Lynchburg with 31 games finished...named Carolina League Midseason All-Star...made 9 appearances with Glendale Desert Dogs in Arizona Fall League after season...*2016* - Posted a 1.59 ERA (8ER/45.1IP) over 22 games between Mahoning Valley, Lake County, Akron and Columbus...set single-season career-highs in appearances, innings pitched and strikeouts (49)...named New York-Penn League Pitcher of the Week for June 20-26 after working 6.2 scoreless innings over 3 games (1H, 2BB, 9K).

YEAR	CLUB	W-L	ERA	G	GS	CG	SHO	SV	IP	H	R	ER	HR	HB	BB	SO	WP	BK	AVG	SLG	OBP
2014	AZL Indians	2-0	7.80	13	0	0	0	1	15.0	20	13	13	1	2	6	27	3	1	.313	.516	.384
2015	AZL Indians	0-0	13.50	3	1	0	0	0	2.0	1	3	3	1	1	5	3	1	0	.125	.500	.500
2016	Columbus	0-0	0.00	1	0	0	0	0	1.1	1	0	0	0	0	3	3	1	0	.200	200	.500
	Akron	0-0	6.23	2	0	0	0	0	4.1	4	3	3	2	0	2	1	0	0	.222	.667	.300
	Lake County	2-0	1.06	8	0	0	0	0	17.0	7	5	2	1	1	5	17	1	0	.130	.204	.213
	Mahoning Valley	1-0	1.19	11	0	0	0	1	22.2	10	3	3	1	1	8	28	1	0	.137	.233	.232
2017	Lynchburg	5-2	2.29	41	0	0	0	15	55.0	31	15	14	1	2	27	68	11	1	.160	.216	.269
Minor Lge. Totals		10-2	2.91	79	1	0	0	17	117.1	74	42	38	7	7	56	147	18	2	.178	.288	.285

ARAUJO, Luis**RHP**

HEIGHT: 5-10 BATS: R BORN: August 1, 1996 in Maracaibo, Venezuela
 WEIGHT: 180 THROWS: R RESIDES: Maracaibo, Venezuela
 SIGNED BY: Ramon Pena & Antonio Caballero OBTAINED: Non-Drafted Free Agent (1/3/13)

CAREER HIGHLIGHTS: 2014 - Missed the entire season due to a right elbow injury.

YEAR	CLUB	W-L	ERA	G	GS	CG	SHO	SV	IP	H	R	ER	HR	HB	BB	SO	WP	BK	AVG	SLG	OBP
2013	DSL Indians	0-6	4.04	14	14	0	0	0	49.0	50	32	22	1	6	24	36	5	0	.266	.394	.364
2014									INJURED--DID NOT PLAY												
2015	DSL Indians	1-3	4.15	9	5	0	0	0	26.0	27	18	12	1	3	10	27	3	0	.267	.347	.351
2016	DSL Indians	3-0	1.01	11	5	0	0	2	35.2	19	9	4	1	6	5	33	2	0	.158	.217	.226
2017	Mahoning Valley	0-1	9.00	2	0	0	0	0	3.0	3	3	3	0	1	1	7	0	0	.273	.364	.385
	AZL Indians	0-4	8.54	16	0	0	0	0	26.1	39	29	25	1	3	14	29	4	3	.342	.465	.418
	Minor Lge. Totals	4-14	4.24	52	24	0	0	2	140.0	138	91	66	4	19	54	132	14	3	.258	.360	.344

ARIAS, Skylar**LHP**

HEIGHT: 6-3 BATS: L BORN: June 30, 1997 in Jacksonville, FL
 WEIGHT: 190 THROWS: L RESIDES: Orange Park, FL
 SIGNED BY: David Compton OBTAINED: 24th Round Selection by Indians in June, 2016 Draft
 SCHOOL: Tallahassee CC

YEAR	CLUB	W-L	ERA	G	GS	CG	SHO	SV	IP	H	R	ER	HR	HB	BB	SO	WP	BK	AVG	SLG	OBP
2016	AZL Indians	1-1	3.72	11	0	0	0	0	19.1	18	11	8	0	1	3	20	3	1	.234	.390	.268
2017	AZL Indians	0-0	1.23	5	0	0	0	0	7.1	2	2	1	1	0	4	14	0	0	.083	.208	.214
	Minor Lge. Totals	1-1	3.04	16	0	0	0	0	26.2	20	13	9	1	1	7	34	3	1	.198	.347	.254

BAUTISTA, Adenys**RHP**

HEIGHT: 6-0 BATS: R BORN: August 6, 1998 in Bonao, Monsenor Nouel, DR
 WEIGHT: 170 THROWS: R RESIDES: Bonao, Monsenor Nouel, DR
 SIGNED BY: Anthony Roa & Jhonathan Leyba OBTAINED: Non-Drafted Free Agent (11/9/17)

BENSON, Will**OF**

HEIGHT: 6-5 BATS: R BORN: June 16, 1998 in Atlanta, GA
 WEIGHT: 215 THROWS: R RESIDES: Atlanta, GA
 SIGNED BY: CT Bradford OBTAINED: 1st Round Selection (14th overall) by Indians in June, 2016 Draft
 SCHOOL: Westminster Schools (GA)

CAREER HIGHLIGHTS: 2017 - Tied for New York-Penn League lead with 10 home runs...also led league in HR/AB ratio (1/20.20) and ranked 3rd in RBI (36)...hit safely in 7 of final 9 games, batting .303 (10-for-33)...named Best Athlete in Indians organization entering 2018 by *Baseball America*...2016 - Led AZL Indians in runs scored (31) and triples (3); finished 2nd on the team in doubles (10), home runs (6), RBI (27), walks (22) & stolen bases (10)...attended Westminster Schools in Atlanta and batted .454 during his senior campaign (35G)...named 2016 Rawlings Perfect Game All-American 1st Team...selected to USA 18U National Team, including a trip to the WBSC 18U Baseball World Cup in Nishinomiya, Japan...named the 7th-best prospect in the Indians organization and Best Athlete by *Baseball America* entering the 2017 season (and *MLB.com*).

YEAR	CLUB	AVG	G	AB	R	H	2B	3B	HR	RBI	SH	SF	HBP	BB	SO	SB	CS	SLG	OBP	OPS	E
2016	AZL Indians	.209	44	158	31	33	10	3	6	27	0	0	4	22	60	10	2	.424	.321	.745	1
2017	Mahoning Valley	.238	56	202	29	48	8	5	#10	36	0	0	3	31	80	7	1	.475	.347	.823	2
	Minor Lge. Totals	.225	100	360	60	81	18	8	16	63	0	0	7	53	140	17	3	.453	.336	.788	3

BERARDI, Jesse**INF**

HEIGHT: 5-10 BATS: L BORN: January 13, 1996 in Mineola, NY
 WEIGHT: 185 THROWS: R RESIDES: Commack, NY
 SIGNED BY: Pat Shortt OBTAINED: 10th Round Selection by Indians in June, 2017 Draft
 SCHOOL: St. John's

CAREER HIGHLIGHTS: 2017 - Named New York-Penn League Midseason All-Star in first professional season, after batting .304 (34-for-112) in first half...began pro career with a bang, hitting .345 (29-for-84) with 6 2B, 9 runs scored and 8 RBI in first 20 games...in final NCAA season, led St. John's to regionals after hitting .356 (80-for-225) with 10 2B, 4 HR and 47 RBI in 55 games...reached base in 37 straight games and ranked in top 100 nationally in batting average, on-base percentage, and hits per game...was All-Big East first-team selection and CoSIDA Academic All-American second-team choice.

YEAR	CLUB	AVG	G	AB	R	H	2B	3B	HR	RBI	SH	SF	HBP	BB	SO	SB	CS	SLG	OBP	OPS	E
2017	Mahoning Valley	.284	38	155	16	44	7	0	1	15	0	1	1	6	31	2	3	.348	.313	.661	8

BIEBER, Shane**RHP**

HEIGHT: 6-3 BATS: R BORN: May 31, 1995 in Orange, CA
 WEIGHT: 195 THROWS: R RESIDES: Laguna Hills, CA
 SIGNED BY: Carlos Muniz OBTAINED: 4th Round Selection by Indians in June, 2016 Draft
 SCHOOL: UC Santa Barbara

CAREER HIGHLIGHTS: 2017 - Set single-season career-high with 10 wins, after dividing second professional season between 3 different levels... led organization in innings pitched (173.1) and ranked 2nd in ERA (2.86)...named Carolina League Pitcher of the Week for June 19-25 after going 1-0 with career high-tying 11 strikeouts; marked first career weekly award...named pitcher with Best Control in the Indians Organization entering 2018 by *Baseball America*.

YEAR	CLUB	W-L	ERA	G	GS	CG	SHO	SV	IP	H	R	ER	HR	HB	BB	SO	WP	BK	AVG	SLG	OBP
2016	Mahoning Valley	0-0	0.38	9	8	0	0	0	24.0	10	2	1	0	1	2	21	2	0	.122	.122	.153
2017	Akron	2-1	2.32	9	9	0	0	0	54.1	56	15	14	2	0	5	49	1	0	.264	.354	.280
	Lynchburg	6-1	3.10	14	14	0	0	0	90.0	95	35	31	5	2	4	82	6	0	.275	.391	.283
	Lake County	2-3	3.10	5	5	0	0	0	29.0	34	14	10	1	0	1	31	1	0	.291	.376	.292
Minor Lge. Totals		10-5	2.55	37	36	0	0	0	197.1	195	66	56	8	3	12	183	10	0	.258	.349	.269

BRACHO, Aaron**INF**

HEIGHT: 5-11 BATS: S BORN: April 24, 2001 in El Tigre, Anzoategui, Venezuela
 WEIGHT: 175 THROWS: R RESIDES: El Tigre, Anzoategui, Venezuela
 SIGNED BY: Rafael Cariel & Hernan Albornoz OBTAINED: Non-Drafted Free Agent (7/2/17)

BRADY, Sean**LHP**

HEIGHT: 6-0 BATS: L BORN: June 9, 1994 in Cheverly, MD
 WEIGHT: 185 THROWS: L RESIDES: Cape Coral, FL
 SIGNED BY: Mike Soper OBTAINED: 5th Round Selection by Indians in June, 2013 Draft
 SCHOOL: Ida S Baker HS (FL)

CAREER HIGHLIGHTS: 2017 - Limited to 10 games due to left shoulder strain...on Disabled List from April 6-July 23...went 2-1, 2.78 (22.2IP/7ER) with Glendale Desert Dogs in Arizona Fall League after minor league season...ranked T-2nd on Glendale in wins and strikeouts (16)...2016 - Tied for the Carolina League lead in wins (12), which were the 4th-most in the Indians organization...named CL Pitcher of the Week for June 28-July 3 after allowing one run over 2 starts (13.0IP) with 9 strikeouts...logged 145.1 innings on the year, the 5th-most in the Indians Player Development System...2015 - Worked a club-high 146.1 innings for Lake County (4th in Midwest League)...earned MWL Player of the Week honors for the week of June 8-15 as he went 2-0, allowing just one run over 12.0 innings...2014 - Finished 2-4 with a 2.79 ERA through 14 starts with Mahoning Valley...named a New York-Penn League Mid-Season All-Star...2013 - Posted a 1.97 ERA with 30 strikeouts and just 6 walks in 10 starts with the AZL Indians...held opposing batters to a .205 average against (24-117) including a .080 (2-25) clip vs. left-handed batters...pitched 6.0 scoreless innings in the AZL Tribe's playoff game.

YEAR	CLUB	W-L	ERA	G	GS	CG	SHO	SV	IP	H	R	ER	HR	HB	BB	SO	WP	BK	AVG	SLG	OBP
2013	AZL Indians	0-1	1.97	10	10	0	0	0	32.0	24	11	7	2	2	6	30	2	0	.205	.291	.256
2014	Lake County	0-1	13.50	1	1	0	0	0	2.2	6	6	4	2	0	2	2	0	0	.429	1.000	.500
	Mahoning Valley	2-4	2.79	14	14	0	0	0	71.0	68	28	22	2	2	27	44	3	0	.250	.335	.320
2015	Lake County	7-12	3.81	26	26	1	0	0	146.1	151	76	62	15	2	29	118	4	3	.264	.416	.300
2016	Lynchburg	#12-6	4.95	26	25	1	0	0	145.1	*180	*97	80	11	3	46	118	8	1	.304	.456	.354
2017	Lynchburg	3-1	3.18	4	4	0	0	0	22.2	19	9	8	1	1	8	15	1	0	.221	.337	.295
	Lake County	1-0	1.00	4	4	0	0	0	18.0	12	2	2	0	1	13	1	0	0	.182	.197	.206
	AZL Indians	0-0	7.50	2	2	0	0	0	6.0	8	5	5	0	1	1	7	0	0	.320	.640	.370
Minor Lge. Totals		25-25	3.85	87	86	2	0	0	444.0	468	234	190	33	12	120	347	19	4	.268	.404	.318

BROOKS, Trenton**OF**

HEIGHT: 6-0 BATS: L BORN: July 3, 1995 in Alpine, CA
 WEIGHT: 180 THROWS: L RESIDES: Alpine, CA
 SIGNED BY: Don Lyle OBTAINED: 17th Round Selection by Indians in June, 2016 Draft
 SCHOOL: Nevada

YEAR	CLUB	AVG	G	AB	R	H	2B	3B	HR	RBI	SH	SF	HBP	BB	SO	SB	CS	SLG	OBP	OPS	E
2016	AZL Indians	.222	35	126	12	28	9	0	0	10	3	3	1	8	18	3	2	.294	.268	.562	1
2017	Lynchburg	.000	3	7	0	0	0	0	0	0	0	0	0	0	1	0	0	.000	.000	.000	1
	Lake County	.214	29	112	11	24	5	0	1	8	0	0	2	12	26	0	1	.286	.302	.587	1
Minor Lge. Totals		.212	67	245	23	52	14	0	1	18	3	3	3	20	45	3	3	.282	.277	.558	3

BROWN, D.J.**RHP**

HEIGHT: 6-6 BATS: R BORN: November 28, 1990 in Fredericksburg, VA
 WEIGHT: 205 THROWS: R RESIDES: Fredericksburg, VA
 SIGNED BY: Bob Mayer OBTAINED: 39th Round Selection by Indians in June, 2012 Draft
 SCHOOL: James Madison University

CAREER HIGHLIGHTS: 2017 - Appeared in career-high 31 games (including 5 starts) despite missing time on Disabled List from May 20-June 7 (left oblique strain)... first 29 games and all five starts came with Akron; also made 2 relief appearances with Columbus after call-up on September 1...2016 - Ranked T-4th in the organization with 120 strikeouts, which also set a single-season career-high...2015 - Recorded the 2nd-most wins among all Indians minor leaguers (13)...T-1st among Lynchburg starters with 11 wins.

YEAR	CLUB	W-L	ERA	G	GS	CG	SHO	SV	IP	H	R	ER	HR	HB	BB	SO	WP	BK	AVG	SLG	OBP
2013	Lake County	3-4	2.71	27	2	0	0	1	66.1	59	26	20	5	1	20	71	4	0	.238	.359	.294
2014	Carolina	3-8	4.51	26	20	0	0	0	123.2	144	74	62	8	6	33	83	9	1	.287	.405	.336
2015	Akron	2-3	3.26	5	5	0	0	0	30.1	33	13	11	4	0	4	22	1	0	.289	.491	.311
	Lynchburg	11-3	3.95	22	15	0	0	0	111.2	120	52	49	8	3	19	69	5	0	.276	.412	.309
2016	Columbus	0-0	7.20	1	1	0	0	0	5.0	9	4	4	2	0	3	3	0	0	.409	.773	.480
	Akron	8-8	4.78	27	20	0	0	0	131.2	139	73	70	14	9	42	117	6	1	.270	.434	.335
2017	Columbus	0-0	3.00	2	0	0	0	0	3.0	3	1	1	0	0	1	2	0	0	.250	.250	.308
	Akron	1-7	4.72	29	5	0	0	1	74.1	76	45	39	9	0	20	63	6	0	.269	.442	.308
Minor Lge. Totals		28-33	4.22	139	68	0	0	2	546.0	583	288	256	50	19	142	430	31	2	.274	.421	.322

BROWN, Mitch**RHP**

HEIGHT: 6-1 BATS: R BORN: April 13, 1994 in Rochester, MN
 WEIGHT: 195 THROWS: R RESIDES: Rochester, MN
 SIGNED BY: Les Pajari OBTAINED: 2nd Round Selection by Indians in June, 2012 Draft
 SCHOOL: Rochester Century HS (MN)

CAREER HIGHLIGHTS: 2017 - Used strictly out of bullpen for first time in career, making 33 appearances for Akron...missed time on Disabled List from July 4-18 (lower back soreness)...2016 - Finished T-4th in the Indians organization with 120 strikeouts; averaged 11.0 strikeouts-per-9.0 innings (98.1IP)...2015 - Recorded the 2nd-most strikeouts of any Lynchburg hurler (109) & led the team with 141.2 innings, 3rd-most in the Carolina League...2014 - Named Best Curveball in the Indians organization and the 19th-best player in the Midwest League by *Baseball America*...2013 - Entered the season as the 6th-best prospect (*Baseball America*) in the Indians organization...limited to 17 games due to right-shoulder injury.

YEAR	CLUB	W-L	ERA	G	GS	CG	SHO	SV	IP	H	R	ER	HR	HB	BB	SO	WP	BK	AVG	SLG	OBP
2012	AZL Indians	2-0	3.58	8	8	0	0	0	27.2	20	16	11	3	0	10	26	2	0	.204	.398	.273
2013	Lake County	1-1	11.49	5	5	0	0	0	15.2	21	21	20	4	4	11	18	5	0	.328	.625	.456
	AZL Indians	2-4	5.37	12	10	0	0	0	52.0	57	32	31	2	8	29	48	11	0	.284	.453	.393
2014	Lake County	8-8	3.31	27	27	0	0	0	138.2	113	60	51	6	11	55	127	24	1	.226	.315	.316
2015	Lynchburg	9-12	5.15	27	26	0	0	0	141.2	147	94	81	15	8	77	109	12	1	.275	.421	.373
2016	Lynchburg	4-6	5.03	36	17	0	0	0	98.1	81	60	55	3	12	**7	120	*25	0	.229	.333	.381
2017	Akron	1-2	6.33	33	0	0	0	4	48.1	41	36	34	3	3	39	40	10	0	.238	.378	.382
Minor Lge. Totals		27-33	4.88	148	93	0	0	4	522.1	480	319	283	36	46	298	488	89	2	.250	.382	.361

BURGOS, Raymond**LHP**

HEIGHT: 6-5 BATS: L BORN: November 29, 1998 in Rio Grande, PR
 WEIGHT: 170 THROWS: L RESIDES: Rio Grande, PR
 SIGNED BY: Juan Alvarez OBTAINED: 18th Round Selection by Indians in June, 2016 Draft

CABRERA, Julio**OF**

HEIGHT: 6-0 BATS: L BORN: November 21, 1997 in Azua, DR
 WEIGHT: 190 THROWS: L RESIDES: Azua, DR
 SIGNED BY: Ramon Pena & Felix Nivar OBTAINED: Non-Drafted Free Agent (7/2/14)

YEAR	CLUB	AVG	G	AB	R	H	2B	3B	HR	RBI	SH	SF	HBP	BB	SO	SB	CS	SLG	OBP	OPS	E
2015	DSL Indians	.147	44	102	9	15	2	3	0	11	1	3	2	19	28	5	1	.225	.286	.511	2
2016	DSL Indians	.167	40	120	12	20	4	2	0	10	0	1	6	13	17	2	0	.233	.279	.512	1
2017	DSL Co-op	.216	32	97	11	21	2	3	2	16	0	1	2	9	22	3	0	.361	.294	.654	4
Minor Lge. Totals		.176	116	319	32	56	8	8	2	37	1	5	10	41	67	10	1	.270	.286	.555	7

CALICA, Andrew**OF**

HEIGHT: 6-1 BATS: L BORN: March 5, 1994 in La Jolla, CA
 WEIGHT: 190 THROWS: R RESIDES: Chula Vista, CA
 SIGNED BY: Carlos Muniz OBTAINED: 11th Round Selection by Indians in June, 2016 Draft
 SCHOOL: UC Santa Barbara

CAREER HIGHLIGHTS: 2017 - Finished 3rd in Carolina League in OBP (.368)...set career highs in games (103), at-bats (376), runs (64), hits (103), doubles (22), home runs (6), RBI (40) and walks (43)...2016 - Batted .382 in 50 games between Mahoning Valley and Lake County...despite mid-season promotion, finished 2nd for Mahoning Valley in hits (54), runs (29) and RBI (27)...named a New York-Penn League Midseason All-Star.

YEAR	CLUB	AVG	G	AB	R	H	2B	3B	HR	RBI	SH	SF	HBP	BB	SO	SB	CS	SLG	OBP	OPS	E
2016	Lake County	.388	10	39	5	14	3	0	1	5	0	0	2	1	11	1	1	.513	.405	.918	0
	Mahoning Valley	.388	40	139	29	54	7	6	2	27	1	3	15	16	16	14	3	.568	.491	1.060	0
2017	Lynchburg	.274	103	376	64	103	22	3	6	40	4	4	15	43	84	14	9	.396	.368	.764	2
Minor Lge. Totals		.309	153	554	98	171	32	9	9	72	5	7	32	60	111	29	13	.448	.403	.851	2

PLAYER DEVELOPMENT

CANTU, Ulysses**INF**

HEIGHT: 5-11 BATS: R BORN: May 1, 1998 in Fort Worth, FL
 WEIGHT: 220 THROWS: R RESIDES: Fort Worth, FL
 SIGNED BY: Blaze Lambert OBTAINED: 6th Round Selection by Indians in June, 2016 Draft
 SCHOOL: Boswell (TX)

YEAR	CLUB	AVG	G	AB	R	H	2B	3B	HR	RBI	SH	SF	HBP	BB	SO	SB	CS	SLG	OBP	OPS	E
2016	AZL Indians	.202	30	109	11	22	2	0	1	9	1	0	3	12	42	0	0	.248	.298	.546	4
2017	Mahoning Valley	.254	54	209	17	53	10	0	4	25	0	1	3	17	66	0	0	.359	.317	.676	6
Minor Lge. Totals		.236	84	318	28	75	12	0	5	34	1	1	6	29	108	0	0	.321	.310	.631	10

CAPEL, Conner**OF**

HEIGHT: 6-1 BATS: R BORN: May 19, 1997 in Katy, TX
 WEIGHT: 185 THROWS: R RESIDES: Katy, TX
 SIGNED BY: Kyle Van Hook OBTAINED: 5th Round Selection by Indians in June, 2016 Draft
 SCHOOL: Seven Lakes (TX)

CAREER HIGHLIGHTS: 2017 - In first full professional season, led Lake County with 43 walks, tied for 1st in doubles (22), ranked second in home runs (22), and 3rd in RBI (61)...also led team and organization with 73 runs scored...named Midwest League Player of the Week twice (May 29-June 4 and August 7-13).

YEAR	CLUB	AVG	G	AB	R	H	2B	3B	HR	RBI	SH	SF	HBP	BB	SO	SB	CS	SLG	OBP	OPS	E
2016	AZL Indians	.210	35	138	22	29	5	3	0	13	1	2	1	11	20	10	3	.290	.270	.560	4
2017	Lake County	.246	119	439	73	108	22	7	22	61	2	4	4	43	108	15	10	.478	.316	.795	3
Minor Lge. Totals		.237	154	577	95	137	27	10	22	74	3	6	5	54	128	25	13	.433	.305	.738	7

CARTER, Jodd**OF**

HEIGHT: 5-10 BATS: R BORN: July 20, 1996 in Hilo, HI
 WEIGHT: 175 THROWS: R RESIDES: Hilo, HI
 SIGNED BY: Don Lyle OBTAINED: 24th Round Selection by Indians in June, 2014 Draft
 SCHOOL: Hilo HS (HI)

CAREER HIGHLIGHTS: 2017 - Won first career Player of the Week award (July 10-16), hitting .455 (10-for-22) with 3 doubles, 3B, HR and 4 RBI during time span.

YEAR	CLUB	AVG	G	AB	R	H	2B	3B	HR	RBI	SH	SF	HBP	BB	SO	SB	CS	SLG	OBP	OPS	E
2014	AZL Indians	.291	37	127	25	37	5	0	1	17	1	3	1	15	28	7	2	.354	.363	.717	2
2015	Mahoning Valley	.233	41	159	15	37	8	1	3	17	1	1	3	2	20	2	1	.352	.255	.607	5
	AZL Indians	.273	16	55	8	15	6	0	1	13	0	2	3	9	14	1	0	.436	.391	.828	1
2016	Lynchburg	.333	2	6	0	2	2	0	0	1	0	0	0	1	3	0	0	.667	.429	1.095	1
	Lake County	.276	38	145	18	40	5	0	2	11	0	0	2	20	36	2	0	.352	.371	.723	2
	Mahoning Valley	.242	28	99	10	24	7	1	2	12	0	2	4	8	33	0	0	.394	.319	.713	1
2017	Lynchburg	.239	115	385	51	92	17	4	11	46	5	2	4	47	125	9	5	.390	.326	.716	1
Minor Lge. Totals		.253	277	976	127	247	50	6	20	117	7	10	17	102	259	21	8	.378	.331	.709	13

CEDENO, Orlando**RHP**

HEIGHT: 6-2 BATS: R BORN: September 16, 1997 in Santo Domingo Centro, DR
 WEIGHT: 195 THROWS: R RESIDES: Santo Domingo, DR
 SIGNED BY: Ramon Pena & Felix Nivar OBTAINED: Non-Drafted Free Agent (7/2/14)

YEAR	CLUB	W-L	ERA	G	GS	CG	SHO	SV	IP	H	R	ER	HR	HB	BB	SO	WP	BK	AVG	SLG	OBP
2015	DSL Indians	2-2	4.02	8	3	0	0	0	15.2	10	7	7	0	3	13	6	4	0	.192	.231	.377
2016	DSL Indians	0-0	4.60	12	0	0	0	0	15.2	16	9	8	1	6	10	8	4	0	.281	.421	.438
2017	DSL Indians	0-0	9.28	6	0	0	0	0	10.2	11	13	11	0	2	12	6	4	0	.289	.342	.481
	DSL Co-op	0-0	9.00	13	0	0	0	1	24.0	33	30	24	1	4	23	11	8	0	.344	.490	.480
Minor Lge. Totals		2-2	6.82	39	3	0	0	1	66.0	70	59	50	2	15	58	31	20	0	.288	.395	.448

CELESTEN, Nehemias**INF**

HEIGHT: 6-1 BATS: R BORN: February 3, 2000 in Bani, DR
 WEIGHT: 195 THROWS: R RESIDES: Santo Domingo, DR
 SIGNED BY: Marcellino Vallejo & Felix Nivar OBTAINED: Non-Drafted Free Agent (7/2/16)

YEAR	CLUB	AVG	G	AB	R	H	2B	3B	HR	RBI	SH	SF	HBP	BB	SO	SB	CS	SLG	OBP	OPS	E
2017	DSL Indians	.241	49	166	22	40	10	1	3	19	0	1	4	29	47	0	1	.367	.365	.732	16

CERDA, Erlin

INF

HEIGHT: 5-9 BATS: R BORN: May 5, 1994 in Santiago, DR
 WEIGHT: 170 THROWS: R RESIDES: Santiago, DR
 SIGNED BY: Ramon Pena & Felix Nivar OBTAINED: Non-Drafted Free Agent (11/16/12)

CAREER HIGHLIGHTS: 2017 - Limited to 12 games due to left wrist sprain...made 5 rehab appearances with AZL Indians to finish year...2016 - Led Mahoning Valley with 35 RBI, ranked 3rd on the team with 5 home runs...New York-Penn League Mid-Season All-Star.

YEAR	CLUB	AVG	G	AB	R	H	2B	3B	HR	RBI	SH	SF	HBP	BB	SO	SB	CS	SLG	OBP	OPS	E
2013	DSL Indians	.253	60	198	29	50	18	2	0	16	3	1	9	35	25	12	7	.364	.387	.750	11
2014	DSL Indians	.313	65	214	48	67	14	6	0	33	3	4	6	35	36	23	2	.435	.417	.852	20
2015	AZL Indians	.223	29	103	14	23	3	2	0	9	1	1	6	4	18	3	4	.291	.289	.581	8
2016	Lake County	.182	7	22	0	4	1	0	0	2	1	0	0	2	10	0	0	.227	.250	.477	3
	Mahoning Valley	.233	59	206	25	48	8	1	5	35	0	#6	5	16	50	8	6	.354	.296	.651	8
2017	Lake County	.231	7	26	3	6	2	1	0	3	0	0	0	7	1	0	.385	.231	.615	2	
	AZL Indians	.267	5	15	2	4	2	0	0	1	0	0	1	1	4	1	0	.400	.353	.753	0
Minor Lge. Totals		.258	232	784	121	202	48	12	5	99	8	12	27	93	150	48	19	.369	.352	.720	52

CESPEDES, Cristopher

OF

HEIGHT: 6-3 BATS: R BORN: May 18, 1998 in Santo Domingo, DR
 WEIGHT: 200 THROWS: R RESIDES: Santo Domingo Este, DR
 SIGNED BY: Ramon Pena & Felix Nivar OBTAINED: Non-Drafted Free Agent (7/2/14)

CAREER HIGHLIGHTS: 2017 - Began season with DSL Co-op and led team with 54 hits, 13 2B, 5 HR, 28 RBI and .523 slugging percentage...2016 - Missed final month of the season due to a left wrist injury, which required surgery in October.

YEAR	CLUB	AVG	G	AB	R	H	2B	3B	HR	RBI	SH	SF	HBP	BB	SO	SB	CS	SLG	OBP	OPS	E
2015	DSL Indians	.210	65	210	21	44	11	3	4	28	1	2	7	21	64	1	3	.348	.300	.648	2
2016	AZL Indians	.111	2	9	0	1	0	0	0	0	0	0	0	1	2	0	0	.111	.200	.311	1
	DSL Indians	.229	33	118	15	27	3	1	2	10	0	0	4	2	28	4	0	.322	.266	.588	1
2017	DSL Indians	.338	27	80	16	27	5	3	3	11	0	0	2	9	15	0	2	.588	.418	1.005	6
	DSL Co-op	.293	25	92	13	27	8	1	2	17	1	2	2	7	12	3	2	.467	.350	.817	6
Minor Lge. Totals		.248	152	509	65	126	27	8	11	66	2	4	15	40	121	8	7	.397	.319	.716	16

CHEN, Ping-Hsueh

RHP

HEIGHT: 6-2 BATS: R BORN: July 8, 1994 in Taipei, Taiwan
 WEIGHT: 195 THROWS: R RESIDES: Taipei, Taiwan
 SIGNED BY: Jason Lynn & Allen Lin OBTAINED: Non-Drafted Free Agent (6/8/12)

CAREER HIGHLIGHTS: 2017 - T-1st in New York-Penn League with 23 appearances; also tied for team lead...ranked T-2nd in league with 5 holds...prior to season, made 2 appearances for Taiwan in World Baseball Classic...2013 - Missed the entire season due to a fractured right elbow.

YEAR	CLUB	W-L	ERA	G	GS	CG	SHO	SV	IP	H	R	ER	HR	HB	BB	SO	WP	BK	AVG	SLG	OBP
2013									INJURED--DID NOT PLAY												
2014	AZL Indians	0-0	2.70	15	0	0	0	4	16.2	8	6	5	0	2	9	23	8	0	.138	.190	.465
2015	Mahoning Valley	0-0	20.25	2	0	0	0	0	1.1	3	6	3	0	0	4	2	1	0	.375	.500	.583
	AZL Indians	0-0	1.56	13	0	0	0	3	17.1	13	7	3	2	1	6	15	1	0	.203	.297	.282
2016	Mahoning Valley	2-2	4.73	21	0	0	0	1	32.1	33	19	17	3	4	19	33	6	0	.260	.417	.368
2017	Mahoning Valley	1-0	4.66	#23	0	0	0	2	29.0	30	20	15	2	3	19	26	4	0	.265	.434	.377
Minor Lge. Totals		3-2	4.00	74	0	0	0	10	96.2	87	58	43	7	10	57	99	20	0	.235	.368	.348

CHIANG, Shao-Ching

RHP

HEIGHT: 6-0 BATS: R BORN: November 10, 1993 in Hualien, Taiwan
 WEIGHT: 175 THROWS: R RESIDES: Hualien, Taiwan
 SIGNED BY: Jason Lynn & T.Y. Wei OBTAINED: Non-Drafted Free Agent (9/23/11)

CAREER HIGHLIGHTS: 2017 - Threw no-hitter on July 29 (9.0IP, HB, BB, 7SO)...named Carolina League Pitcher of the Week for July 24-30 after no-hitter...also named CL Midseason All-Star after going 7-4, 3.36 (80.1IP/30ER) in 12 first-half starts...ranked T-2nd in CL with 2 complete games...promoted to Akron on August 4 and finished season going 1-2 with a 6.61 ERA in 6 starts for RubberDucks...prior to season, tossed 4.1IP for Taiwan in the World Baseball Classic...2013 - Was limited to just one appearance due to a right shoulder injury...2012 - Missed time due to right ulnar collateral ligament sprain and had surgery to repair the damage on September 5.

YEAR	CLUB	W-L	ERA	G	GS	CG	SHO	SV	IP	H	R	ER	HR	HB	BB	SO	WP	BK	AVG	SLG	OBP
2012	AZL Indians	0-0	9.00	1	1	0	0	0	1.0	2	1	1	0	0	0	0	0	0	.500	1.000	.500
2013	AZL Indians	0-0	0.00	1	0	0	0	0	1.0	0	0	0	0	0	0	0	0	0	.000	.000	.000
2014	AZL Indians	4-2	4.53	10	8	0	0	0	45.2	45	26	23	1	2	3	34	4	0	.260	.335	.278
2015	Mahoning Valley	3-2	3.92	9	8	0	0	0	41.1	39	24	18	3	3	7	18	1	1	.241	.364	.278
2016	Lake County	8-12	3.96	27	#27	1	0	0	152.1	149	73	67	13	*15	26	92	3	2	.258	.403	.305
2017	Akron	1-2	6.61	6	6	0	0	0	32.2	43	24	24	4	3	11	20	3	0	.314	.511	.375
	Lynchburg	8-8	3.67	19	19	2	1	0	122.2	122	61	50	12	8	22	81	3	1	.261	.412	.304
Minor Lge. Totals		24-26	4.15	73	69	3	1	0	396.2	400	209	183	33	31	69	245	14	4	.262	.405	.305

PLAYER DEVELOPMENT

CHU, Li-Jen**C**

HEIGHT: 5-11 BATS: R BORN: March 13, 1994 in Taichung, Taiwan
 WEIGHT: 200 THROWS: R RESIDES: Taichung, Taiwan
 SIGNED BY: Jason Lynn and Allen Lin OBTAINED: Non-Drafted Free Agent (11/29/12)

CAREER HIGHLIGHTS: 2017 - Ranked 4th in organization with 67 RBI...also ranked 9th in batting average (.269)...led Lake County in games (125) and hits (125); also T-1st on team in doubles (22)...began season on 9-game hitting streak and had hits in 17 of first 22 games of season...named Midwest League Post-Season All-Star, marking first career All-Star selection.

YEAR	CLUB	AVG	G	AB	R	H	2B	3B	HR	RBI	SH	SF	HBP	BB	SO	SB	CS	SLG	OBP	OPS	E
2014	AZL Indians	.348	29	89	22	31	13	0	3	19	1	0	2	11	18	0	0	.596	.431	1.027	5
2015	Mahoning Valley	.200	25	95	14	19	4	2	2	17	0	1	2	6	20	0	1	.347	.260	.607	2
2016	Lake County	.245	26	94	8	23	7	0	1	6	0	1	1	4	27	0	0	.351	.280	.631	0
	AZL Indians	.500	10	34	11	17	6	1	1	7	0	0	2	3	6	1	0	.824	.564	1.388	0
2017	Lake County	.269	125	465	57	125	22	0	17	67	1	2	10	40	91	0	0	.426	.338	.764	7
Minor Lge. Totals		.277	215	777	112	215	52	3	24	116	2	4	17	64	162	1	1	.444	.343	.787	14

CIVALE, Aaron**RHP**

HEIGHT: 6-2 BATS: R BORN: June 12, 1995 in East Windsor, CT
 WEIGHT: 215 THROWS: R RESIDES: East Windsor, CT
 SIGNED BY: Mike Kanen OBTAINED: 3rd Round Selection by Indians in June, 2016 Draft
 SCHOOL: Northeastern

CAREER HIGHLIGHTS: 2017 - Led organization with 13 wins, divided between Lake County (2) and Lynchburg (11)...also ranked 2nd among all Indians minor leaguers with 164.2 innings pitched...named Carolina League Player of the Month for August, after going 6-0 with a 1.93 ERA (42.0IP/9ER) in 6 starts...named pitcher with Best Slider in Indians organization entering 2018 by *Baseball America*.

YEAR	CLUB	W-L	ERA	G	GS	CG	SHO	SV	IP	H	R	ER	HR	HB	BB	SO	WP	BK	AVG	SLG	OBP
2016	Mahoning Valley	0-2	1.67	13	13	0	0	0	37.2	23	11	7	0	2	8	28	1	1	.180	.242	.239
2017	Lynchburg	11-2	2.59	17	17	0	0	0	107.2	96	38	31	11	2	9	88	4	0	.238	.354	.257
	Lake County	2-4	4.58	10	10	0	0	0	57.0	64	34	29	2	3	5	53	3	2	.284	.413	.308
Minor Lge. Totals		13-8	2.98	40	40	0	0	0	202.1	183	83	67	13	7	22	169	8	3	.242	.353	.269

CLEMENT, Ernie**INF**

HEIGHT: 6-0 BATS: R BORN: March 22, 1996 in Rochester, NY
 WEIGHT: 170 THROWS: R RESIDES: Pittsford, NY
 SIGNED BY: Bob Mayer OBTAINED: 4th Round Selection by Indians in June, 2017 Draft
 SCHOOL: Virginia

YEAR	CLUB	AVG	G	AB	R	H	2B	3B	HR	RBI	SH	SF	HBP	BB	SO	SB	CS	SLG	OBP	OPS	E
2017	Mahoning Valley	.280	45	175	32	49	9	1	0	13	3	0	3	6	12	6	2	.343	.315	.658	6

CLEMMER, Dakody**RHP**

HEIGHT: 6-2 BATS: R BORN: January 19, 1996 in Vancouver, WA
 WEIGHT: 210 THROWS: R RESIDES: Vancouver, WA
 SIGNED BY: Ryan Perry OBTAINED: 19th Round Selection by Indians in June, 2016 Draft
 SCHOOL: Central Arizona College

YEAR	CLUB	W-L	ERA	G	GS	CG	SHO	SV	IP	H	R	ER	HR	HB	BB	SO	WP	BK	AVG	SLG	OBP
2016	AZL Indians	1-0	7.71	17	0	0	0	0	18.2	21	18	16	0	4	13	21	3	0	.288	.466	.418
2017	AZL Indians	0-1	0.00	3	0	0	0	1	3.0	2	1	0	0	0	1	5	0	0	.182	.182	.250
Minor Lge. Totals		1-1	6.65	20	0	0	0	1	21.2	23	19	16	0	4	14	26	3	0	.274	.429	.399

COLEGATE, Ryan**RHP**

HEIGHT: 6-5 BATS: R BORN: November 12, 1993 in Dayton, OH
 WEIGHT: 195 THROWS: R RESIDES: Centerville, OH
 SIGNED BY: Junie Melendez OBTAINED: 36th Round Selection by Indians in June, 2015 Draft
 SCHOOL: Ohio Dominican

CAREER HIGHLIGHTS: 2017 - Set single-season career highs in several categories including appearances (27), innings pitched (60.1), walks (17) and strikeouts (39)...2016 - Tied for the team lead in wins and finished 3rd with 50.1 innings pitched...named New York-Penn League Pitcher of the Week for August 8-14 after going 1-0 with 6.0 scoreless innings over 2 appearances (1H, 1HBP, 1BB, 5K).

YEAR	CLUB	W-L	ERA	G	GS	CG	SHO	SV	IP	H	R	ER	HR	HB	BB	SO	WP	BK	AVG	SLG	OBP
2015	AZL Indians	0-1	7.45	14	0	0	0	0	19.1	30	17	16	1	4	8	12	4	2	.375	.475	.452
2016	Mahoning Valley	6-2	3.22	19	3	0	0	0	50.1	46	25	18	1	4	15	44	2	0	.246	.332	.313
2017	Lake County	2-2	5.97	27	0	0	0	0	60.1	76	48	40	4	6	17	39	1	1	.305	.478	.360
Minor Lge. Totals		8-5	5.12	60	3	0	0	0	130.0	152	90	74	6	14	40	95	7	3	.295	.424	.358

COLLINS, Gavin**C/INF**

HEIGHT: 5-11 BATS: R BORN: July 17, 1995 in Newport Beach, CA
 WEIGHT: 190 THROWS: R RESIDES: Lake Forest, CA
 SIGNED BY: Chuck Bartlett OBTAINED: 13th Round Selection by Indians in June, 2016 Draft
 SCHOOL: Mississippi State

YEAR	CLUB	AVG	G	AB	R	H	2B	3B	HR	RBI	SH	SF	HBP	BB	SO	SB	CS	SLG	OBP	OPS	E
2016	Mahoning Valley	.260	48	173	19	45	8	1	0	19	0	1	2	22	28	0	0	.318	.348	.666	14
2017	Lynchburg Lake County	.275 .270	40 40	142 141	18 23	39 38	16 5	0 1	4 8	35 19	0 2	4 2	3 2	13 14	45 30	0 0	1 0	.472 .489	.340 .340	.811 .829	8 10
Minor Lge. Totals		.268	128	456	60	122	29	2	12	73	0	7	7	49	103	1	1	.419	.343	.762	32

CONTRERAS, Jeikel**INF**

HEIGHT: 6-0 BATS: L BORN: April 14, 2000 in Santo Domingo, DR
 WEIGHT: 175 THROWS: R RESIDES: Santiago, DR
 SIGNED BY: Rafael Espinal, Felix Nivar OBTAINED: Non-Drafted Free Agent (7/2/16)
 & Koby Perez

YEAR	CLUB	AVG	G	AB	R	H	2B	3B	HR	RBI	SH	SF	HBP	BB	SO	SB	CS	SLG	OBP	OPS	E
2017	DSL Indians	.175	53	171	23	30	11	1	2	19	2	1	3	33	54	2	5	.287	.317	.604	18

COOPER, Michael**INF**

HEIGHT: 6-5 BATS: L BORN: July 27, 1999 in Houston, TX
 WEIGHT: 180 THROWS: R RESIDES: Missouri City, TX
 SIGNED BY: Kyle Van Hook OBTAINED: 33rd Round Selection by Indians in June, 2017 Draft
 SCHOOL: Ridge Point HS (TX)

CAREER HIGHLIGHTS: 2017 - Ranked second on AZL Indians with 27 RBI.

YEAR	CLUB	AVG	G	AB	R	H	2B	3B	HR	RBI	SH	SF	HBP	BB	SO	SB	CS	SLG	OBP	OPS	E
2017	AZL Indians	.219	45	169	19	37	9	4	3	27	0	2	2	17	33	1	0	.373	.295	.668	3

DE LA CRUZ, Joel**RHP**

HEIGHT: 6-2 BATS: R BORN: November 9, 1996 in Nagua, DR
 WEIGHT: 190 THROWS: R RESIDES: Nagua, DR
 SIGNED BY: N/A OBTAINED: Non-Drafted Free Agent (6/1/17)

YEAR	CLUB	W-L	ERA	G	GS	CG	SHO	SV	IP	H	R	ER	HR	HB	BB	SO	WP	BK	AVG	SLG	OBP
2015	DSL Royals	2-2	4.15	10	0	0	0	2	21.2	24	14	10	0	0	9	15	2	2	.267	.322	.330
2016	DSL Royals	5-0	0.91	13	0	0	0	4	29.2	15	5	3	0	1	7	25	1	0	.146	.223	.207
2017	DSL Indians	4-0	2.76	17	0	0	0	3	29.1	26	11	9	1	2	6	18	2	2	.236	.291	.286
Minor Lge. Totals		11-2	2.45	40	0	0	0	9	80.2	65	30	22	1	3	22	58	5	4	.215	.277	.273

DE LA CRUZ, Moises**INF**

HEIGHT: 5-8 BATS: S BORN: August 9, 2001 in Higüey, Altigracia, DR
 WEIGHT: 155 THROWS: R RESIDES: San Pedro de Macoris, DR
 SIGNED BY: Domingo Toribio & Jhonathan Leyba OBTAINED: Non-Drafted Free Agent (8/12/17)

DE LA ROSA, Luis**OF**

HEIGHT: 6-4 BATS: R BORN: August 31, 1998 in Santo Domingo, DR
 WEIGHT: 170 THROWS: R RESIDES: Santo Domingo, DR
 SIGNED BY: Ramon Pena & Felix Nivar OBTAINED: Non-Drafted Free Agent (5/6/15)

YEAR	CLUB	AVG	G	AB	R	H	2B	3B	HR	RBI	SH	SF	HBP	BB	SO	SB	CS	SLG	OBP	OPS	E
2015	DSL Indians	.239	19	71	6	17	4	0	0	3	0	0	3	6	12	2	1	.296	.325	.621	1
2016	DSL Indians	.219	43	146	16	32	2	2	13	0	1	6	6	26	1	1	1	.301	.277	.578	2
2017	DSL Co-op	.146	30	89	9	13	4	0	2	7	0	1	2	11	23	0	0	.258	.252	.511	3
Minor Lge. Totals		.203	92	306	31	62	10	2	4	23	0	2	11	23	61	3	2	.288	.281	.568	6

DE OLEO, Henderson**INF**

HEIGHT: 6-4 BATS: R BORN: February 11, 1998 in Santo Domingo Centro, DR
 WEIGHT: 210 THROWS: R RESIDES: Santo Domingo Oeste, DR
 SIGNED BY: Ramon Pena & Felix Nivar OBTAINED: Non-Drafted Free Agent (7/2/14)

YEAR	CLUB	AVG	G	AB	R	H	2B	3B	HR	RBI	SH	SF	HBP	BB	SO	SB	CS	SLG	OBP	OPS	E
2015	DSL Indians	.189	62	169	18	32	5	0	4	21	2	0	6	28	52	0	2	.290	.325	.615	16
2016	DSL Indians	.159	44	132	17	21	6	1	0	11	1	1	6	20	42	1	1	.220	.296	.515	7
2017	DSL Indians	.263	50	133	37	35	5	1	6	25	0	0	6	27	37	1	0	.451	.410	.861	6
Minor Lge. Totals		.203	156	434	72	88	16	2	10	57	3	1	18	75	131	2	3	.318	.343	.661	29

DeJUNEAS, Tommy**RHP**

HEIGHT: 6-1

BATS: R

BORN: October 24, 1995 in Milford, CT

WEIGHT: 180

THROWS: R

RESIDES: Charlotte, NC

SIGNED BY: Gary Randall

OBTAINED: 26th Round Selection by Indians in June, 2017 Draft

SCHOOL: North Carolina St.

CAREER HIGHLIGHTS: 2017 - Tied for second on AZL Indians with 17 appearances and led pitching staff with 8 games finished...struck out 34 batters in 26.0IP.

YEAR	CLUB	W-L	ERA	G	GS	CG	SHO	SV	IP	H	R	ER	HR	HB	BB	SO	WP	BK	AVG	SLG	OBP
2017	AZL Indians	0-3	2.42	17	0	0	0	0	26.0	27	16	7	2	1	15	34	7	0	.257	.390	.355

DeMASI, Dominic**RHP**

HEIGHT: 6-3

BATS: R

BORN: May 18, 1993 in Long Island, NY

WEIGHT: 190

THROWS: R

RESIDES: Savannah, GA

SIGNED BY: Mike Bradford

OBTAINED: 31st Round Selection by Indians in June, 2014 Draft

SCHOOL: Valdosta St.

YEAR	CLUB	W-L	ERA	G	GS	CG	SHO	SV	IP	H	R	ER	HR	HB	BB	SO	WP	BK	AVG	SLG	OBP
2014	Mahoning Valley	0-2	4.91	15	0	0	0	0	18.1	22	15	10	1	1	10	13	1	0	.301	.411	.384
2015	Lake County	1-0	4.80	8	0	0	0	1	15.0	13	10	8	1	2	8	12	1	0	.217	.300	.329
	Mahoning Valley	2-0	3.12	13	1	0	0	1	34.2	28	13	12	0	0	10	19	4	1	.215	.238	.271
2016	Lynchburg	2-1	7.04	11	2	0	0	0	23.0	29	21	18	2	1	9	12	3	0	.290	.490	.351
	Lake County	6-3	4.07	28	1	0	0	1	48.2	58	24	22	4	1	16	41	8	1	.293	.429	.347
2017	Akron	1-0	1.80	1	1	0	0	0	5.0	2	1	1	0	0	1	6	1	0	.118	.176	.167
	Lynchburg	7-4	2.58	31	13	1	0	2	101.0	85	31	29	5	2	22	58	7	0	.230	.317	.276
Minor Lge.	Totals	19-10	3.66	107	18	1	0	5	245.2	237	115	100	13	7	76	161	25	2	.250	.352	.309

DIAZ, Yainer**C**

HEIGHT: 6-0

BATS: R

BORN: September 21, 1998 in Azua, DR

WEIGHT: 195

THROWS: R

RESIDES: Azua, DR

SIGNED BY: Rigoberto De Los Santos

OBTAINED: Non-Drafted Free Agent (12/7/16)

YEAR	CLUB	AVG	G	AB	R	H	2B	3B	HR	RBI	SH	SF	HBP	BB	SO	SB	CS	SLG	OBP	OPS	E
2017	DSL Indians	.294	42	153	12	45	8	1	1	21	0	2	4	3	18	0	1	.379	.321	.700	9

DOMINGUEZ, Ronny**OF**

HEIGHT: 6-0

BATS: R

BORN: June 5, 1997 in El Seibo, DR

WEIGHT: 175

THROWS: R

RESIDES: San Pedro De Macoris, DR

SIGNED BY: Ramon Pena & Felix Nivar

OBTAINED: Non-Drafted Free Agent (8/15/15)

YEAR	CLUB	AVG	G	AB	R	H	2B	3B	HR	RBI	SH	SF	HBP	BB	SO	SB	CS	SLG	OBP	OPS	E
2016	DSL Indians	.266	58	207	23	55	3	3	2	19	1	2	6	10	58	12	10	.338	.316	.654	9
2017	AZL Indians	.215	43	149	22	32	5	3	3	12	0	0	2	12	52	4	2	.349	.273	.622	6
Minor Lge.	Totals	.244	101	356	45	87	8	6	5	31	1	2	6	22	110	16	12	.343	.298	.641	15

DRAPER, Zach**LHP**

HEIGHT: 6-3

BATS: L

BORN: October 18, 1994 in Sandy, UT

WEIGHT: 200

THROWS: L

RESIDES: West Jordan, UT

SIGNED BY: Conor Glassey

OBTAINED: 30th Round Selection by Indians in June, 2017 Draft

SCHOOL: College of Idaho

YEAR	CLUB	W-L	ERA	G	GS	CG	SHO	SV	IP	H	R	ER	HR	HB	BB	SO	WP	BK	AVG	SLG	OBP
2017	Lake County	0-0	5.40	1	0	0	0	0	1.2	4	1	1	0	0	0	3	2	0	.444	.556	.444
	Mahoning Valley	2-0	2.13	6	1	0	0	0	12.2	11	3	3	0	1	2	12	2	0	.224	.286	.269
	AZL Indians	0-1	4.73	10	0	0	0	0	13.1	17	11	7	0	0	9	13	6	0	.340	.400	.433
Minor Lge.	Totals	2-1	3.58	17	1	0	0	0	27.2	32	15	11	0	1	11	28	10	0	.296	.361	.364

ECHOLS, Riley**RHP**

HEIGHT: 6-4

BATS: R

BORN: April 12, 1995 in Tupelo, MS

WEIGHT: 205

THROWS: R

RESIDES: Collierville, TN

SIGNED BY: Chuck Bartlett

OBTAINED: 24th Round Selection by Indians in June, 2017 Draft

SCHOOL: Freed-Hardeman (TN)

CAREER HIGHLIGHTS: 2017 - T-1st in New York-Penn League with 23 appearances.

YEAR	CLUB	W-L	ERA	G	GS	CG	SHO	SV	IP	H	R	ER	HR	HB	BB	SO	WP	BK	AVG	SLG	OBP
2017	Mahoning Valley	1-1	3.86	#23	0	0	0	2	32.2	33	18	14	0	2	12	23	7	0	.266	.371	.333

ELADIO, Miguel**INF**

HEIGHT: 6-1
 WEIGHT: 166
 SIGNED BY: Ramon Pena, Felix Nivar
 & Claudio Brito

BATS: R
 THROWS: R

BORN: May 10, 1996 in Villa Mella, DR
 RESIDES: Santo Domingo, DR
 OBTAINED: Non-Drafted Free Agent (1/7/14)

YEAR	CLUB	AVG	G	AB	R	H	2B	3B	HR	RBI	SH	SF	HBP	BB	SO	SB	CS	SLG	OBP	OPS	E
2014	DSL Indians	.226	61	195	30	44	3	4	0	9	1	0	3	12	43	16	6	.282	.281	.563	24
2015	AZL Indians	.168	37	131	12	22	4	0	1	9	1	1	0	9	41	6	3	.221	.220	.441	8
2016	Mahoning Valley	.313	4	16	2	5	2	0	1	4	0	1	0	2	2	0	0	.625	.368	.993	1
	AZL Indians	.246	32	114	17	28	1	3	0	10	2	1	3	5	33	5	2	.307	.293	.600	11
2017	Lake County	.242	95	355	39	86	11	4	7	28	1	1	3	11	103	2	2	.355	.270	.625	17
Minor Lge. Totals		.228	229	811	100	185	21	11	9	60	5	4	9	39	222	29	13	.314	.270	.584	61

ESPARZA, Matt**RHP**

HEIGHT: 6-2
 WEIGHT: 195
 SIGNED BY: Jason Smith
 SCHOOL: UC Irvine

BATS: R
 THROWS: R

BORN: August 22, 1994 in Folsom, CA
 RESIDES: Redondo Beach, CA
 OBTAINED: 14th Round Selection by Indians in June, 2015 Draft

CAREER HIGHLIGHTS: 2016 - Led entire Indians Player Development System with 141 strikeouts... began season with Lake County, where he finished 2nd in wins (8) and T-3rd in innings pitched (100.1)... earned Midwest League Pitcher of the Week honors twice in June; posted a 1.80 ERA over 5 starts/6 games that month... 2015 - Led Mahoning Valley with 54 strikeouts... from July 9-31, made 6 relief appearances without allowing an earned run, tallying 17 strikeouts in 10.2 IP (9H, 1R/0ER, 3BB, 17SO).

YEAR	CLUB	W-L	ERA	G	GS	CG	SHO	SV	IP	H	R	ER	HR	HB	BB	SO	WP	BK	AVG	SLG	OBP
2015	Mahoning Valley	4-1	2.30	16	3	0	0	0	43.0	40	13	11	1	4	13	54	3	0	.242	.315	.313
2016	Lynchburg	2-4	3.92	7	7	0	0	0	39.0	39	19	17	3	0	14	32	4	0	.252	.394	.314
	Lake County	8-6	3.14	20	19	0	0	0	100.1	81	41	35	6	6	22	109	9	0	.221	.332	.273
2017	Akron	5-5	4.94	17	17	0	0	0	94.2	90	55	52	16	3	36	72	3	0	.251	.448	.322
	Lynchburg	3-3	3.26	9	9	0	0	0	47.0	46	21	17	6	3	11	40	6	1	.251	.383	.305
Minor Lge. Totals		22-19	3.67	69	55	0	0	0	324.0	296	149	132	32	16	96	307	25	1	.241	.379	.303

EUBANK, Luke**RHP**

HEIGHT: 6-1
 WEIGHT: 180
 SIGNED BY: Carlos Muniz
 SCHOOL: Oxnard College

BATS: R
 THROWS: R

BORN: February 24, 1994 in Ventura, CA
 RESIDES: Camarillo, CA
 OBTAINED: 15th Round Selection by Indians in June, 2014 Draft

CAREER HIGHLIGHTS: 2017 - Began season on Disabled List (right back sprain)... made 5 rehab appearances with AZL Indians before reinstatement on July 8... appeared in 3 games for Lake County before being promoted to Lynchburg on July 22 and spending rest of season with Hillcats... went 2-0 with 1.42 ERA in 12 games for Lynchburg... made 10 relief appearances for Glendale Desert Dogs in Arizona Fall League... T-2nd on team in games... 2016 - Appeared in 18 games for Lynchburg before being placed on disabled list on July 13... had surgery to repair right shoulder/ lat tendon on August 2.

YEAR	CLUB	W-L	ERA	G	GS	CG	SHO	SV	IP	H	R	ER	HR	HB	BB	SO	WP	BK	AVG	SLG	OBP
2014	Mahoning Valley	0-1	2.25	17	0	0	0	3	20.0	21	6	5	0	1	5	16	0	0	.276	.368	.329
2015	Lake County	2-3	2.70	41	0	0	5	50.0	39	18	15	3	0	11	52	5	0	.217	.333	.262	
2016	Lynchburg	2-2	4.97	18	0	0	1	25.1	32	16	14	0	1	11	21	2	0	.327	.418	.393	
2017	Lynchburg	2-0	1.42	12	0	0	0	3	12.2	6	4	2	2	1	6	13	0	0	.128	.277	.241
	Lake County	0-0	0.00	3	0	0	0	4.0	2	0	0	0	0	2	3	0	0	.143	.214	.250	
	AZL Indians	0-0	0.00	5	2	0	0	5.1	3	0	0	0	0	2	6	0	0	.158	.211	.238	
Minor Lge. Totals		6-6	2.76	96	2	0	0	12	117.1	103	44	36	5	3	37	111	7	0	.237	.343	.301

FELIZ, Daritzon**LHP**

HEIGHT: 6-2
 WEIGHT: 175
 SIGNED BY: Domingo Toribio
 & Jhonanthen Leyba

BATS: R
 THROWS: R

BORN: August 19, 1999 in Santon Domingo, DR
 RESIDES: San Pedro de Macoris, DR
 OBTAINED: Non-Drafted Free Agent (3/13/17)

YEAR	CLUB	W-L	ERA	G	GS	CG	SHO	SV	IP	H	R	ER	HR	HB	BB	SO	WP	BK	AVG	SLG	OBP
2017	DSL Co-op	0-7	6.32	12	12	0	0	0	47.0	55	37	33	2	6	25	33	11	1	.307	.436	.408

FELIZ, Ignacio**RHP**

HEIGHT: 6-1
 WEIGHT: 180
 SIGNED BY: Marcelino Vallejo, Felix Nivar
 & Koby Perez

BATS: R
 THROWS: R

BORN: October 23, 1999 in Santo Domingo, DR
 RESIDES: Santo Domingo, DR
 OBTAINED: Non-Drafted Free Agent (7/16/16)

YEAR	CLUB	W-L	ERA	G	GS	CG	SHO	SV	IP	H	R	ER	HR	HB	BB	SO	WP	BK	AVG	SLG	OBP
2017	DSL Indians	2-4	4.39	13	13	0	0	0	55.1	47	36	27	4	4	41	42	5	1	.239	.376	.379

PLAYER DEVELOPMENT

FERGUSON, Chandler**RHP**

HEIGHT: 6-4
 WEIGHT: 205
 SIGNED BY: Ronnie Burton
 SCHOOL: Jefferson HS (IN)

BATS: R
 THROWS: R
 BORN: March 3, 1998 in Lafayette, IN
 RESIDES: Lafayette, IN
 OBTAINED: 25th Round Selection by Indians in June, 2017 Draft

YEAR	CLUB	W-L	ERA	G	GS	CG	SHO	SV	IP	H	R	ER	HR	HB	BB	SO	WP	BK	AVG	SLG	OBP
2017	AZL Indians	0-0	0.00	1	0	0	0	0	1.0	0	0	0	0	0	1	2	0	0	.000	.000	.250

FERMIN, Jose**SS**

HEIGHT: 5-11
 WEIGHT: 160
 SIGNED BY: Ramon Pena & Felix Nivar

BATS: R
 THROWS: R
 BORN: March 29, 1999 in Puerto Plata, DR
 RESIDES: Puerto Plata, DR
 OBTAINED: Non-Drafted Free Agent (7/2/15)

YEAR	CLUB	AVG	G	AB	R	H	2B	3B	HR	RBI	SH	SF	HBP	BB	SO	SB	CS	SLG	OBP	OPS	E
2016	DSL Indians	.224	16	58	5	13	4	2	0	8	0	1	0	7	11	2	2	.362	.303	.665	4
2017	AZL Indians	.229	45	166	24	38	11	1	1	14	2	2	7	5	19	5	2	.325	.278	.603	21
Minor Lge. Totals		.228	61	224	29	51	15	3	1	22	2	3	7	12	30	7	4	.335	.285	.619	25

FERNANDEZ, Felix**C**

HEIGHT: 6-0
 WEIGHT: 185
 SIGNED BY: Ramon Pena, Felix Nivar & Claudio Brito

BATS: R
 THROWS: R
 BORN: December 9, 1996 in Rio San Juan, DR
 RESIDES: Payita, DR
 OBTAINED: Non-Drafted Free Agent (9/26/14)

YEAR	CLUB	AVG	G	AB	R	H	2B	3B	HR	RBI	SH	SF	HBP	BB	SO	SB	CS	SLG	OBP	OPS	E
2015	DSL Indians	.187	59	155	12	29	4	0	0	11	1	0	1	15	18	0	1	.213	.263	.476	5
2016	DSL Indians	.256	35	117	8	30	6	0	0	15	1	2	0	8	22	2	1	.308	.299	.607	7
2017	AZL Indians	.227	23	75	11	17	2	0	4	8	0	1	0	7	20	0	0	.413	.289	.702	7
Minor Lge. Totals		.219	117	347	31	76	12	0	4	34	2	3	1	30	60	2	2	.288	.281	.569	19

FIGUEROA, Abraham**LHP**

HEIGHT: 6-1
 WEIGHT: 170
 SIGNED BY: Hernan Albornoz

BATS: L
 THROWS: L
 BORN: February 27, 2001 in Caracas, Venezuela
 RESIDES: Miranda, Venezuela
 OBTAINED: Non-Drafted Free Agent (9/22/17)

FIGUEROA, Hector**RHP**

HEIGHT: 6-3
 WEIGHT: 190
 SIGNED BY: Ramon Pena, Felix Nivar & Marcelino Vallejo

BATS: R
 THROWS: R
 BORN: November 30, 1994 in Santo Domingo, DR
 RESIDES: Villa Mella, DR
 OBTAINED: Non-Drafted Free Agent (10/17/14)

YEAR	CLUB	W-L	ERA	G	GS	CG	SHO	SV	IP	H	R	ER	HR	HB	BB	SO	WP	BK	AVG	SLG	OBP	
2015	DSL Indians	4-0	2.93	17	0	0	0	0	3	30.2	31	20	10	1	4	16	22	6	0	.261	.353	.364
2016	RESTRICTED--DID NOT PLAY																					
2017	DSL Indians	3-1	3.74	16	0	0	0	1	33.2	39	19	14	1	2	11	28	4	0	.295	.356	.354	
Minor Lge. Totals		7-1	3.36	33	0	0	0	4	64.1	70	39	24	2	6	27	50	10	0	.279	.355	.359	

FLORES, Jothson**INF**

HEIGHT: 5-11
 WEIGHT: 160
 SIGNED BY: Gustavo Benzan & Jhonathan Leyba

BATS: S
 THROWS: R
 BORN: October 6, 1998 in Aragua, Venezuela
 RESIDES: Aragua, Venezuela
 OBTAINED: Non-Drafted Free Agent (6/13/17)

YEAR	CLUB	AVG	G	AB	R	H	2B	3B	HR	RBI	SH	SF	HBP	BB	SO	SB	CS	SLG	OBP	OPS	E
2017	DSL Indians	.143	14	35	4	5	0	1	0	2	0	0	2	3	6	1	1	.200	.250	.450	3

FREEMAN, Tyler**INF**

HEIGHT: 6-0
 WEIGHT: 170
 SIGNED BY: Mike Bradford
 SCHOOL: Etiwanda HS (CA)

BATS: R
 THROWS: R
 BORN: May 21, 1999 in Rancho Cucamonga, CA
 RESIDES: Rancho Cucamonga, CA
 OBTAINED: CB (Round B, #71 Overall) Selection by Indians in June, 2017 Draft

CAREER HIGHLIGHTS: 2017 - Led AZL Indians in batting average (.297 - min. 15 games) and tied for team lead with 5 stolen bases...also ranked 3rd in hits (38) and T-4th in doubles (9).

YEAR	CLUB	AVG	G	AB	R	H	2B	3B	HR	RBI	SH	SF	HBP	BB	SO	SB	CS	SLG	OBP	OPS	E
2017	AZL Indians	.297	36	128	19	38	9	0	2	14	1	1	7	7	12	5	1	.414	.364	.778	6

FRIAS, Carlos

RHP

HEIGHT: 6-4
WEIGHT: 195
SIGNED BY: N/A

BATS: R
THROWS: R

BORN: November 13, 1989 in Nagua, DR
RESIDES: Nagua, DR
OBTAINED: Minor League Free Agent (1/23/18)

CAREER HIGHLIGHTS: 2017 - Acquired by Cleveland for cash considerations...spent the entire season with Triple-A Columbus...2016 - Limited to just 47.1 innings across three levels due to two trips to the DL with right oblique impingement...2015 - Logged career-highs in wins and innings pitched as he made 17 appearances (13 starts) for the Dodgers...2014 - Made his Major League debut for Los Angeles on August 4 and made 15 appearances (2 starts) for the Dodgers.

YEAR	CLUB	W-L	ERA	G	GS	CG	SHO	SV	IP	H	R	ER	HR	HB	BB	SO	WP	BK	AVG	SLG	OBP
2007	DSL Dodgers	6-2	1.81	13	11	0	0	0	49.2	30	17	10	0	6	25	39	7	1	.184	.196	.314
2008	GCL Dodgers	1-2	3.82	11	3	0	0	0	30.2	25	14	13	0	1	13	19	2	0	.236	.340	.317
2009	Ogden	0-1	3.52	2	0	0	0	0	7.2	10	6	3	0	1	4	6	0	0	.313	.469	.405
	AZL Dodgers	5-5	4.28	14	9	0	0	0	61.0	64	37	29	1	4	24	67	16	4	.267	.346	.342
2010	Ogden	2-6	7.78	13	8	0	0	0	39.1	45	38	34	7	6	21	43	7	1	.278	.475	.381
2011	Rancho Cucamonga	1-1	6.19	12	0	0	0	0	16.0	17	13	11	3	0	17	11	4	0	.304	.571	.453
2012	Rancho Cucamonga	0-1	12.71	3	1	0	0	0	5.2	9	8	8	0	2	8	5	1	0	.375	.542	.543
	Ogden	7-4	4.15	15	15	0	0	0	78.0	83	49	36	5	2	21	67	12	0	.267	.396	.318
2013	Chattanooga	1-1	3.94	8	2	0	0	0	16.0	15	7	7	2	2	7	8	0	0	.254	.373	.353
	Great Lakes	5-3	2.63	12	12	0	0	0	68.1	66	26	20	3	4	23	49	6	1	.258	.359	.325
	Rancho Cucamonga	2-3	4.11	8	8	0	0	0	46.0	52	22	21	4	1	11	48	2	1	.280	.409	.320
2014	Los Angeles-NL	1-1	6.12	15	2	0	0	0	32.1	33	22	22	4	0	7	29	2	0	.254	.385	.292
	Albuquerque	8-4	5.01	16	15	2	0	0	91.2	114	57	51	4	2	21	65	7	3	.307	.412	.346
	Chattanooga	2-1	3.38	5	5	0	0	0	32.0	34	16	12	2	2	9	14	1	0	.274	.355	.333
2015	Los Angeles-NL	5-5	4.06	17	13	0	0	0	77.2	88	38	35	7	3	26	43	3	0	.297	.405	.356
	Oklahoma City	2-0	2.95	8	3	0	0	0	21.1	24	9	7	2	0	5	19	3	0	.282	.435	.322
	Rancho Cucamonga	0-0	7.71	2	2	0	0	0	4.2	7	4	4	0	0	0	9	0	0	.318	.545	.318
2016	Los Angeles-NL	0-0	0.00	1	0	0	0	0	4.0	2	0	0	0	0	1	3	0	0	.143	.214	.200
	Oklahoma City	3-3	4.46	8	4	0	0	0	36.1	37	19	18	2	0	11	27	0	0	.274	.393	.322
	Tulsa	0-0	1.29	2	2	0	0	0	7.0	3	1	1	0	0	0	5	0	0	.130	.174	.125
2017	Columbus	1-1	8.05	30	1	0	0	0	38.0	46	34	34	8	2	22	21	2	0	.301	.510	.393
Minor Lge. Totals		46-38	4.42	182	101	2	0	0	649.1	681	377	319	43	35	242	522	70	11	.272	.392	.342
Major Lge. Totals		6-6	4.50	33	15	0	0	0	114.0	123	60	57	11	3	34	75	5	0	.280	.393	.333

PLAYER DEVELOPMENT

FRIS, Tyler

INF

HEIGHT: 5-9
WEIGHT: 180
SIGNED BY: Andrew Krause
SCHOOL: Indiana St.

BATS: S
THROWS: R

BORN: February 12, 1996 in Auburn, WA
RESIDES: Auburn, WA
OBTAINED: 21st Round Selection by Indians in June, 2017 Draft

YEAR	CLUB	AVG	G	AB	R	H	2B	3B	HR	RBI	SH	SF	HBP	BB	SO	SB	CS	SLG	OBP	OPS	E
2017	Mahoning Valley	.221	33	95	12	21	3	0	1	11	1	2	1	7	18	3	2	.284	.276	.560	4

GALLAGHER, Nick

RHP

HEIGHT: 6-3
WEIGHT: 200
SIGNED BY: Steve Abney
SCHOOL: Iowa

BATS: R
THROWS: R

BORN: September 9, 1995 in Iowa City, IA
RESIDES: North Liberty, IA
OBTAINED: 16th Round Selection by Indians in June, 2017 Draft

GANTT, Tre'

OF

HEIGHT: 5-10
WEIGHT: 180
SIGNED BY: Andrew Krause
SCHOOL: Ohio St.

BATS: L
THROWS: L

BORN: May 10, 1996 in Davenport, IA
RESIDES: Fishers, IN
OBTAINED: 29th Round Selection by Indians in June, 2017 Draft

YEAR	CLUB	AVG	G	AB	R	H	2B	3B	HR	RBI	SH	SF	HBP	BB	SO	SB	CS	SLG	OBP	OPS	E
2017	Mahoning Valley	.197	37	117	15	23	2	3	2	15	0	1	3	19	46	2	2	.316	.321	.638	0

GARCIA, Henry

RHP

HEIGHT: 6-5
WEIGHT: 195
SIGNED BY: N/A

BATS: R
THROWS: R

BORN: March 29, 1997 in Los Llanos, DR
RESIDES: Gautiel, DR
OBTAINED: Non-Drafted Free Agent (5/31/17)

YEAR	CLUB	W-L	ERA	G	GS	CG	SHO	SV	IP	H	R	ER	HR	HB	BB	SO	WP	BK	AVG	SLG	OBP
2014	DSL Rockies	2-2	2.11	13	0	0	0	0	21.1	17	8	5	0	3	10	8	4	0	.236	.333	.353
2015	DSL Rockies	3-1	2.13	17	1	0	0	4	38.0	34	15	9	1	2	17	31	7	2	.245	.302	.333
2017	DSL Indians	0-0	0.00	2	0	0	0	0	2.0	2	0	0	0	0	0	0	0	0	.286	.286	.286
	DSL Co-op	0-1	7.50	5	0	0	0	2	6.0	3	5	5	0	3	5	6	2	0	.167	.222	.423
Minor Lge. Totals		5-4	2.54	37	1	0	0	6	67.1	56	28	19	1	8	32	45	13	2	.237	.305	.347

GARCIA, Justin**RHP**

HEIGHT: 6-1
 WEIGHT: 180
 SIGNED BY: Mark Allen
 SCHOOL: Weatherford College

BATS: R
 THROWS: R

BORN: September 16, 1992 in Rowlett, TX
 RESIDES: Rowlett, TX
 OBTAINED: 38th Round by Indians in June, 2013 Draft

YEAR	CLUB	W-L	ERA	G	GS	CG	SHO	SV	IP	H	R	ER	HR	HB	BB	SO	WP	BK	AVG	SLG	OBP
2014	Lake County	0-0	4.15	4	0	0	0	0	8.2	9	5	4	0	0	3	10	1	1	.265	.412	.316
	Mahoning Valley	3-2	3.62	14	0	0	0	0	32.1	32	15	13	3	1	11	23	0	0	.262	.385	.328
2015	Lake County	3-0	1.89	32	0	0	0	0	52.1	40	12	11	4	2	15	40	3	0	.207	.311	.270
2016	Lynchburg	2-0	3.38	33	0	0	0	0	50.2	47	20	19	2	1	25	42	2	0	.255	.342	.344
2017	Akron	1-0	0.00	1	0	0	0	0	2.2	1	0	0	0	0	1	2	0	0	.111	.111	.200
	Lynchburg	4-3	3.26	32	0	0	0	2	47.0	41	18	17	6	1	27	47	6	1	.234	.389	.337
Minor Lge. Totals		13-5	2.97	116	0	0	0	2	193.2	170	70	64	15	5	82	164	12	2	.237	.353	.317

GARCIA, Luis C.**RHP**

HEIGHT: 6-3
 WEIGHT: 180
 SIGNED BY: Domingo Toribio & Koby Perez

BATS: R
 THROWS: R

BORN: April 26, 1997 in Ciudad Bolivar, VZ
 RESIDES: Santo Domingo, DR
 OBTAINED: Non-Drafted Free Agent (10/12/16)

YEAR	CLUB	W-L	ERA	G	GS	CG	SHO	SV	IP	H	R	ER	HR	HB	BB	SO	WP	BK	AVG	SLG	OBP
2017	DSL Indians	1-1	2.19	7	0	0	0	2	12.1	9	5	3	0	1	8	11	2	0	.205	.212	.290
	DSL Co-op	2-1	2.86	10	1	0	0	0	28.1	21	14	9	1	1	9	22	4	1	.191	.283	.236
Minor Lge. Totals		3-2	2.66	17	1	0	0	2	40.2	30	19	12	1	2	17	33	6	1	.195	.248	.263

GARCIA, Luis D.**RHP**

HEIGHT: 6-2
 WEIGHT: 180
 SIGNED BY: Jose Stela & Hernan Albornoz

BATS: R
 THROWS: R

BORN: June 23, 2000 in Maracaibo, Venezuela
 RESIDES: Maracaibo, Venezuela
 OBTAINED: Non-Drafted Free Agent (7/15/16)

YEAR	CLUB	W-L	ERA	G	GS	CG	SHO	SV	IP	H	R	ER	HR	HB	BB	SO	WP	BK	AVG	SLG	OBP
2017	DSL Indians	3-3	2.31	15	14	0	0	0	66.1	58	34	17	2	6	19	52	1	0	.236	.337	.303

GARCIA, Mike**RHP**

HEIGHT: 6-4
 WEIGHT: 183
 SIGNED BY: Antonio Caballero & Koby Perez

BATS: R
 THROWS: R

BORN: August 11, 2000 in Palo Negro, VZ
 RESIDES: Aragua, VZ
 OBTAINED: Non-Drafted Free Agent (8/11/16)

YEAR	CLUB	W-L	ERA	G	GS	CG	SHO	SV	IP	H	R	ER	HR	HB	BB	SO	WP	BK	AVG	SLG	OBP
2017	DSL Indians	1-7	3.81	13	13	0	0	0	59.0	62	38	25	4	5	22	34	11	0	.274	.398	.346

GARZA, Justin**RHP**

HEIGHT: 5-10
 WEIGHT: 170
 SIGNED BY: Jason Smith
 SCHOOL: Cal State Fullerton

BATS: R
 THROWS: R

BORN: March 20, 1994 in Glendora, CA
 RESIDES: Ontario, CA
 OBTAINED: 8th Round Selection by Indians in June, 2015 Draft

CAREER HIGHLIGHTS: 2015 - Reconstructive surgery on right elbow during college junior season (May 27)...All-American at CSF.

YEAR	CLUB	W-L	ERA	G	GS	CG	SHO	SV	IP	H	R	ER	HR	HB	BB	SO	WP	BK	AVG	SLG	OBP
2014	AZL Indians	0-2	7.00	6	4	0	0	0	9.0	12	8	7	0	6	7	9	1	0	.324	.378	.500
2017	Lake County	4-6	5.83	26	8	0	0	3	95.2	97	72	62	12	6	46	86	9	1	.265	.462	.352
Minor Lge. Totals		4-8	5.93	32	12	0	0	3	104.2	109	80	69	12	12	53	95	10	1	.270	.454	.368

GONZALEZ, Gian Paul**C**

HEIGHT: 6-0
 WEIGHT: 190
 SIGNED BY: Mike Soper

BATS: R
 THROWS: R

BORN: January 11, 1996 in Bayamon, PR
 RESIDES: Toa Alta, PR
 OBTAINED: 20th Round by Indians in June, 2014 Draft

YEAR	CLUB	AVG	G	AB	R	H	2B	3B	HR	RBI	SH	SF	HBP	BB	SO	SB	CS	SLG	OBP	OPS	E
2014	AZL Indians	.176	11	34	4	6	0	0	0	5	0	0	0	6	9	0	0	.176	.300	.476	2
2015	AZL Indians	.274	26	84	9	23	2	0	0	7	2	1	3	9	27	1	0	.298	.361	.658	0
2016	Mahoning Valley	.230	26	87	5	20	3	0	0	2	2	0	4	27	0	0	0	.264	.264	.528	5
2017	Mahoning Valley	.125	32	96	6	12	1	0	0	7	0	1	3	9	29	0	0	.135	.220	.356	1
Minor Lge. Totals		.203	95	301	24	61	6	0	0	21	4	2	6	28	92	1	0	.223	.282	.505	8

GONZALEZ, Marcos**INF**

HEIGHT: 5-11
 WEIGHT: 165
 SIGNED BY: Marcellino Vallejo & Felix Nivar

BATS: R
 THROWS: R

BORN: October 12, 1999 in San Cristobal, DR
 RESIDES: Bani, DR
 OBTAINED: Non-Drafted Free Agent (7/2/16)

CAREER HIGHLIGHTS: 2017 - Ranked 2nd on DSL Indians in games (56) and stolen bases (13)...also finished 4th in batting average (.274) and 5th in RBI (24).

YEAR	CLUB	AVG	G	AB	R	H	2B	3B	HR	RBI	SH	SF	HBP	BB	SO	SB	CS	SLG	OBP	OPS	E
2017	DSL Indians	.274	56	215	31	59	7	0	1	24	1	2	3	31	28	13	4	.321	.371	.691	20

GONZALEZ, Oscar**OF**

HEIGHT: 6-2 BATS: R BORN: January 10, 1998 in Sabana Grande de Palenque, DR
 WEIGHT: 180 THROWS: R RESIDES: San Cristobal, DR
 SIGNED BY: Ramon Pena & Felix Nivar OBTAINED: Non-Drafted Free Agent (7/2/14)

CAREER HIGHLIGHTS: 2017- Named New York-Penn League Midseason All-Star after hitting .299 (56-for-187) with 13 2B, 2 HR and 25 RBI in first half... 2016- Named the Arizona League MVP after batting .303 over 40 games...tied for the league lead with 8 home runs & led the league with a .566 slugging percentage...named AZL Postseason All-Star.

YEAR	CLUB	AVG	G	AB	R	H	2B	3B	HR	RBI	SH	SF	HBP	BB	SO	SB	CS	SLG	OBP	OPS	E
2015	DSL Indians	.203	70	256	25	52	17	1	4	38	0	4	3	19	65	1	3	.324	.262	.587	4
2016	Mahoning Valley	.000	1	3	0	0	0	0	0	0	0	0	1	1	0	0	0	.000	.250	.250	1
	AZL Indians	.303	40	145	30	44	10	2	#8	26	0	1	1	8	57	4	0	.566	.342	.907	3
2017	Mahoning Valley	.283	55	237	20	67	16	0	3	34	0	2	2	5	61	0	0	.388	.301	.689	5
Minor Lge. Totals		.254	166	641	75	163	43	3	15	98	0	7	6	33	184	5	3	.401	.294	.695	13

GUTIERREZ, Jhonneyver**RHP**

HEIGHT: 6-5 BATS: R BORN: December 24, 1998 in San Fernando de Apure, VZ
 WEIGHT: 200 THROWS: R RESIDES: San Fernando de Apure, VZ
 SIGNED BY: Ramon Pena & Koby Perez OBTAINED: Non-Drafted Free Agent (11/24/15)

YEAR	CLUB	W-L	ERA	G	GS	CG	SHO	SV	IP	H	R	ER	HR	HB	BB	SO	WP	BK	AVG	SLG	OBP
2016	DSL Indians	3-5	5.50	13	13	0	0	0	54.0	58	41	33	1	3	29	30	8	0	.235	.409	.296
INJURED--DID NOT PLAY																					
Minor Lge. Totals		3-5	5.50	13	13	0	0	0	54.0	58	41	33	1	3	29	30	8	0	.235	.409	.296

HAGGERTY, Sam**INF**

HEIGHT: 5-11 BATS: S BORN: May 26, 1994 in Phoenix, AZ
 WEIGHT: 175 THROWS: R RESIDES: Denver, CO
 SIGNED BY: Jon Heuerman OBTAINED: 24th Round Selection by Indians in June, 2015 Draft
 SCHOOL: New Mexico

CAREER HIGHLIGHTS: 2017- Led Carolina League and Indians organization in stolen bases (49)...led team with 72 runs scored, which also ranked T-2nd in organization and 5th in CL...named to CL Midseason and Post-season All-Star teams...also named CL Player of the Week for April 24-30; hit .429 (9-for-21) with 4 2B and 3 3B in 5 games during week.

YEAR	CLUB	AVG	G	AB	R	H	2B	3B	HR	RBI	SH	SF	HBP	BB	SO	SB	CS	SLG	OBP	OPS	E
2015	Mahoning Valley	.283	16	53	8	15	4	1	1	7	2	0	0	7	14	3	0	.453	.361	.814	0
2016	Lake County	.230	100	344	56	79	15	2	4	39	5	6	5	45	105	12	2	.320	.323	.642	12
2017	Lynchburg	.253	112	427	72	108	27	13	3	32	3	2	2	67	103	*49	13	.398	.355	.754	13
Minor Lge. Totals		.245	228	824	136	202	46	16	8	78	10	9	7	119	222	64	15	.369	.342	.711	25

HANKINS, Todd**INF**

HEIGHT: 5-9 BATS: S BORN: November 18, 1990 in Orlando, FL
 WEIGHT: 180 THROWS: R RESIDES: Oviedo, FL
 SIGNED BY: Mike Soper OBTAINED: 15th Round Selection by Indians in June, 2011 Draft
 SCHOOL: Seminole Community College

CAREER HIGHLIGHTS: 2016- Led Akron with 7 triples and ranked 2nd with 55 RBI...went 21-for-28 in stolen base attempts, tied for the 4th-most stolen bases in the Indians organization...played in a career-high 128 games between Akron and Columbus.

YEAR	CLUB	AVG	G	AB	R	H	2B	3B	HR	RBI	SH	SF	HBP	BB	SO	SB	CS	SLG	OBP	OPS	E
2011	Mahoning Valley	.246	65	240	42	59	10	2	4	43	1	6	5	23	50	14	4	.354	.318	.672	7
2012	Carolina	.218	24	78	9	17	4	1	3	11	0	0	2	9	28	3	1	.410	.315	.725	2
	Lake County	.243	78	268	40	65	11	5	2	26	1	2	3	34	79	30	3	.343	.332	.676	12
2013	Carolina	.204	37	108	18	22	6	0	0	6	2	0	3	16	32	14	1	.259	.323	.582	5
	Lake County	.220	37	141	22	31	5	0	4	18	1	0	2	15	36	13	6	.340	.304	.644	6
	AZL Indians	.333	4	15	5	5	3	0	0	1	0	0	1	3	5	4	0	.533	.474	1.007	1
2014	Columbus	.286	2	7	0	2	1	0	0	1	1	0	0	0	2	0	0	.429	.286	.714	0
	Carolina	.258	88	349	50	90	21	5	5	42	4	2	6	31	96	25	5	.390	.327	.717	8
2015	Akron	.261	109	445	56	116	20	5	6	36	4	2	4	31	105	21	12	.369	.313	.682	10
2016	Columbus	.321	7	28	7	9	1	1	0	2	0	0	1	11	3	0	0	.429	.345	.773	0
	Akron	.221	121	456	56	101	16	7	9	55	7	2	5	34	126	18	6	.346	.282	.628	10
2017	Columbus	.207	29	82	13	17	4	0	1	5	2	0	1	6	25	2	2	.293	.270	.562	2
	Akron	.228	73	232	28	53	7	1	2	19	4	3	0	21	70	15	5	.293	.289	.582	2
Minor Lge. Totals		.240	674	2449	346	587	109	27	36	265	27	17	32	224	665	162	45	.350	.310	.660	65

PLAYER DEVELOPMENT

HARTSON, Brock**RHP**

HEIGHT: 6-2 BATS: R BORN: August 9, 1993 in Houston, TX
 WEIGHT: 200 THROWS: R RESIDES: Pearland, TX
 SIGNED BY: Kyle Van Hook OBTAINED: 21st Round Selection by Indians in June, 2015 Draft
 SCHOOL: Univ. Texas-San Antonio

CAREER HIGHLIGHTS: 2017 - Led Carolina League in ERA (3.06) and ranked 2nd in opponent batting average (.220)...named CL Midseason All-Star and tossed scoreless inning for Northern Division...also named CL Pitcher of the Week for August 7-13; tossed 6.0 innings and striking out 5 in win over Carolina...2016 - Began the season with Lake County and led the team with a 2.86 ERA (minimum 40.0 innings)...went 9-6 with a 3.20 ERA between Lake County and Lynchburg, the 5th-lowest ERA among all Indians Minor Leaguers...2015 - Posted the 2nd-best ERA (1.66) among all Mahoning Valley hurlers who threw 20.0+ innings.

YEAR	CLUB	W-L	ERA	G	GS	CG	SHO	SV	IP	H	R	ER	HR	HB	BB	SO	WP	BK	AVG	SLG	OBP
2015	Mahoning Valley	4-1	1.66	14	3	0	0	0	38.0	27	12	7	1	0	15	29	6	0	.197	.241	.275
2016	Lynchburg	2-1	4.18	6	6	0	0	0	32.1	38	16	15	4	1	7	26	0	0	.290	.473	.329
	Lake County	7-5	2.86	20	10	1	0	0	94.1	87	36	30	7	2	20	69	3	0	.243	.383	.286
2017	Lynchburg	6-5	*3.06	23	19	0	0	1	129.1	104	51	44	11	5	31	88	3	0	.220	.336	.275
Minor Lge. Totals		19-12	2.94	63	38	1	0	1	294.0	256	115	96	23	8	73	212	12	0	.233	.356	.285

HENDRICKSON, Michael**LHP**

HEIGHT: 6-3 BATS: R BORN: September 13, 1995 in Saline, MI
 WEIGHT: 205 THROWS: L RESIDES: Saline, MI
 SIGNED BY: Pete Loizzo OBTAINED: 28th Round Selection by Indians in June, 2017 Draft
 SCHOOL: Michigan

YEAR	CLUB	W-L	ERA	G	GS	CG	SHO	SV	IP	H	R	ER	HR	HB	BB	SO	WP	BK	AVG	SLG	OBP
2017	Mahoning Valley	1-0	6.23	4	0	0	--	0	4.1	4	3	3	1	0	3	9	1	0	.250	.563	.368
	AZL Indians	0-1	9.00	4	0	0	0	0	7.0	12	7	7	2	2	1	6	0	1	.375	.594	.429
Minor Lge. Totals		1-1	7.94	8	0	0	0	0	11.1	16	10	10	3	2	4	15	1	1	.333	.583	.408

HENTGES, Sam**LHP**

HEIGHT: 6-6 BATS: L BORN: July 18, 1996 in Maplewood, MN
 WEIGHT: 245 THROWS: L RESIDES: Shoreview, MN
 SIGNED BY: Les Pajari OBTAINED: 4th Round Selection by Indians in June, 2014 Draft
 SCHOOL: Mounds View HS (MN)

CAREER HIGHLIGHTS: 2017 - Limited to 11 games after spending first part of season on Disabled List...2016 - Reconstructive left elbow surgery in July...2015 - Led AZL Indians with 59 strikeouts, 3rd-most in the league...2014 - Minnesota's *Gatorade* High School Player of the Year.

YEAR	CLUB	W-L	ERA	G	GS	CG	SHO	SV	IP	H	R	ER	HR	HB	BB	SO	WP	BK	AVG	SLG	OBP
2014	AZL Indians	1-0	0.69	8	0	0	0	0	13.0	4	3	1	0	0	5	10	2	0	.095	.143	.191
2015	Mahoning Valley	0-2	14.21	2	2	0	0	0	6.1	13	11	10	0	0	8	2	3	0	.433	.567	.525
	AZL Indians	3-3	3.10	11	9	0	0	0	49.1	49	28	17	4	1	19	59	7	1	.254	.389	.321
2016	Lake County	2-4	6.12	14	14	0	0	0	60.1	71	49	41	8	6	29	73	10	0	.296	.467	.380
2017	Mahoning Valley	0-1	2.04	5	5	0	0	0	17.2	5	7	4	1	0	12	23	0	0	.088	.175	.246
	AZL Indians	0-3	4.85	6	6	0	0	0	13.0	16	9	7	2	0	3	18	0	0	.296	.463	.328
Minor Lge. Totals		6-13	4.51	46	36	0	0	0	159.2	158	107	80	15	7	76	185	22	1	.256	.398	.341

HERNANDEZ, Roberto**RHP**

HEIGHT: 6-2 BATS: R BORN: December 2, 2000 in Sancti Spiritus, Cuba
 WEIGHT: 180 THROWS: R RESIDES: Colonia de Valle, Mexico
 SIGNED BY: Anthony Roa & Jhonathan Leyba OBTAINED: Non-Drafted Free Agent (9/1/17)

HERRERA, Alsis**LHP**

HEIGHT: 5-11 BATS: L BORN: May 25, 1992 in San Juan, DR
 WEIGHT: 180 THROWS: L RESIDES: Chickasha, OK
 SIGNED BY: N/A OBTAINED: Non-Drafted Free Agent (8/9/16)

CAREER HIGHLIGHTS: 2017 - Led Lake County relievers and ranked 2nd among team pitchers with career-high 6 wins.

YEAR	CLUB	W-L	ERA	G	GS	CG	SHO	SV	IP	H	R	ER	HR	HB	BB	SO	WP	BK	AVG	SLG	OBP
2016	Mahoning Valley	0-2	5.14	4	0	0	0	0	7.0	11	6	4	1	0	1	5	2	0	.367	.567	.387
	AZL Indians	0-0	6.35	4	0	0	0	0	5.2	7	4	4	0	1	1	6	0	0	.318	.455	.375
2017	Akron	0-0	9.00	1	0	0	0	0	2.0	8	2	2	0	0	0	4	0	0	.615	.692	.615
	Lynchburg	1-0	0.00	1	0	0	0	0	3.1	1	0	0	0	0	0	1	0	0	.083	.167	.083
	Lake County	6-2	3.69	28	0	0	0	0	61.0	57	30	25	3	5	28	46	9	0	.248	.357	.335
Minor Lge. Totals		7-4	3.99	38	0	0	0	0	79.0	84	42	35	4	6	30	62	11	0	.274	.391	.344

HILLMAN, Juan**LHP**

HEIGHT: 6-2 BATS: L BORN: May 15, 1997 in Winter Haven, FL
 WEIGHT: 183 THROWS: L RESIDES: Gotha, FL
 SIGNED BY: Mike Soper OBTAINED: 2nd Round Selection by Indians in June, 2015 Draft
 SCHOOL: Olympia HS (FL)

CAREER HIGHLIGHTS: 2017--Led Lake County with 7 wins, 137.2 innings pitched and 101 strikeouts...T-2nd in Midwest League in starts (26) and 3rd in innings pitched...2016--Entered season ranked 11th-best prospect in the Indians organization (*Baseball America*)...tallied a team-high 15 starts for Mahoning Valley (2nd-most in New York-Penn League)...also led team with 63.0 innings and ranked second in strikeouts (47)...posted a 0.89 ERA through his first six starts of the season (3ER/30.1IP)...NYPL Midseason All-Star...2015--Posted a 10-0 record with a 1.44 ERA across 62.0 innings (12 G) during his senior campaign at Olympia HS...struck out 80 batters against just 12 walks...2015 *Perfect Game USA 1st Team* Preseason All-American and was named to the Florida All-Region First Team...the godson of former Major League pitcher Tom "Flash" Gordon.

YEAR	CLUB	W-L	ERA	G	GS	CG	SHO	SV	IP	H	R	ER	HR	HB	BB	SO	WP	BK	AVG	SLG	OBP
2015	AZL Indians	0-2	4.13	8	6	0	0	0	24.0	26	13	11	0	3	5	20	1	2	.286	.440	.337
2016	Mahoning Valley	3-4	4.43	15	15	0	0	0	63.0	66	36	31	5	6	24	47	3	1	.268	.423	.345
2017	Lake County	7-10	6.08	26	26	0	0	0	137.2	158	102	93	22	10	48	101	9	2	.290	.491	.354
Minor Lge. Totals		10-16	5.41	49	47	0	0	0	224.2	250	151	135	27	19	77	168	13	5	.284	.467	.350

HOCKIN, Grant**RHP**

HEIGHT: 6-4 BATS: R BORN: March 5, 1996 in Upland, CA
 WEIGHT: 200 THROWS: R RESIDES: Pomona, CA
 SIGNED BY: Ryan Thompson OBTAINED: 2nd Round Selection by Indians in June, 2014 Draft
 SCHOOL: Damien HS (CA)

CAREER HIGHLIGHTS: 2017--In first season back from injury, ranked 3rd on Mahoning Valley in starts (8)...2016--Missed entire season continuing to recover from "Tommy John" surgery...2015--Missed entire season due to "Tommy John" surgery...2014--Named the 29th-best prospect in the Indians farm system by *Baseball America*...grandson of Hall of Famer Harmon Killebrew.

YEAR	CLUB	W-L	ERA	G	GS	CG	SHO	SV	IP	H	R	ER	HR	HB	BB	SO	WP	BK	AVG	SLG	OBP
2014	AZL Indians	0-0	3.86	9	7	0	0	0	21.0	21	9	9	1	1	4	19	1	0	.266	.380	.306
2015	INJURED--DID NOT PLAY																				
2016	INJURED--DID NOT PLAY																				
2017	Mahoning Valley	2-4	4.36	8	8	0	0	0	33.0	40	22	16	2	2	8	18	2	0	.296	.400	.340
Minor Lge. Totals		2-4	4.17	17	15	0	0	0	54.0	61	31	25	3	3	12	37	3	0	.285	.393	.328

HOLMES, Quentin**OF**

HEIGHT: 6-1 BATS: R BORN: July 7, 1999 in Queens, NY
 WEIGHT: 175 THROWS: R RESIDES: Grande, AZ
 SIGNED BY: Mike Kanen OBTAINED: 2nd Round (64th overall) by Indians in June, 2017 Draft
 SCHOOL: Monsignor McClancy Memorial HS (NY)

CAREER HIGHLIGHTS: 2017--T-1st on AZL Indians in stolen bases (5), T-2nd in triples (3) and T-3rd in runs scored (22)...named 2016-17 *Gatorade* Player of the Year for New York, after batting .420 with 7 HR, 18 extra-base hits and 33 runs scored his senior year; also stole 22 bases in 23 attempts...named 2017 Rawlings Perfect Game Pre-Season All-American and member of U18 U.S. National Team...named Fastest Baserunner in Indians organization entering 2018 by *Baseball America*.

YEAR	CLUB	AVG	G	AB	R	H	2B	3B	HR	RBI	SH	SF	HBP	BB	SO	SB	CS	SLG	OBP	OPS	E
2017	AZL Indians	.182	41	159	22	29	5	3	2	15	1	1	0	8	61	5	4	.289	.220	.510	2

ICE, Logan**C**

HEIGHT: 5-10 BATS: S BORN: May 27, 1995 in Tacoma, WA
 WEIGHT: 180 THROWS: R RESIDES: Puyallup, WA
 SIGNED BY: Connor Glassey OBTAINED: CB (Round B, #72 overall) Selection by Indians in June, 2016 Draft
 SCHOOL: Oregon State

CAREER HIGHLIGHTS: 2017--Named Best Defensive Catcher in Indians organization for a second consecutive season by *Baseball America*...2016--Spent entire season with Mahoning Valley after being selected in Competitive Balance (Round B) of the 2016 Draft...named Pac-12 Defensive Player of the Year after throwing out 44 percent of basestealers as a junior at Oregon State...top 3 finalist for Johnny Bench Award, which recognizes the top catcher in NCAA...named the 12th-best prospect and Best Defensive Catcher in the organization by *Baseball America*.

YEAR	CLUB	AVG	G	AB	R	H	2B	3B	HR	RBI	SH	SF	HBP	BB	SO	SB	CS	SLG	OBP	OPS	E
2016	Mahoning Valley	.198	39	126	13	25	7	0	2	8	2	1	2	23	38	0	0	.302	.329	.631	2
2017	Lake County	.228	93	316	38	72	10	1	11	42	1	5	3	42	74	1	1	.370	.320	.690	6
Minor Lge. Totals		.219	132	442	51	97	17	1	13	50	3	6	5	65	112	1	1	.351	.323	.673	8

IDROGO, Cesar**INF**

HEIGHT: 5-11 BATS: S BORN: March 26, 2001 in San Antonio de Maturin, Venezuela
 WEIGHT: 170 THROWS: R RESIDES: San Antonio de Capayacuar, Venezuela
 SIGNED BY: Hernan Albornoz OBTAINED: Non-Drafted Free Agent (7/2/17)

PLAYER DEVELOPMENT

ISAACS, Todd**OF**HEIGHT: 5-11
WEIGHT: 180BATS: R
THROWS: RBORN: May 22, 1996 in New Providence, Bahamas
RESIDES: Miami Gardens, FL

SIGNED BY: Juan Alvarez

OBTAINED: 19th Round Selection by Indians in June, 2015 Draft

SCHOOL: Palm Beach State College

CAREER HIGHLIGHTS: 2017 - T-1st on Lake County in stolen bases (18)...2016 - Spent the entire season with Mahoning Valley and tied for the team lead with 6 home runs...batted .333 with 6 doubles. 10 RBI and 24 runs in 44 games for the Scrappers...batted .360 in the first half of the season to be named a New York-Penn League Midseason All-Star...41 of his 48 total hits in 2016 came against right-handers (.350 avg).

YEAR	CLUB	AVG	G	AB	R	H	2B	3B	HR	RBI	SH	SF	HBP	BB	SO	SB	CS	SLG	OBP	OPS	E
2015	AZL Indians	.214	34	117	12	25	1	2	1	6	3	1	1	1	27	5	1	.282	.225	.507	3
2016	Mahoning Valley	.333	44	144	24	48	6	1	6	20	6	2	5	8	45	14	2	.514	.384	.898	0
2017	Lake County	.224	82	295	30	66	14	2	9	33	1	2	3	12	103	18	3	.376	.260	.636	3
Minor Lge. Totals		.250	160	556	66	139	21	5	16	59	10	5	9	21	175	37	6	.392	.287	.679	6

IZAGUIRRE, Alejandro**RHP**HEIGHT: 6-0
WEIGHT: 175BATS: R
THROWS: RBORN: March 5, 1997 in Puerto Piritu, VZ
RESIDES: Puerto Piritu, VZ

SIGNED BY: Ramon Pena & Koby Perez

OBTAINED: Non-Drafted Free Agent (1/29/14)

YEAR	CLUB	W-L	ERA	G	GS	CG	SHO	SV	IP	H	R	ER	HR	HB	BB	SO	WP	BK	AVG	SLG	OBP
2014	DSL Indians	1-2	5.09	15	0	0	0	2	23.0	27	19	13	4	5	19	22	4	1	.290	.473	.429
2015	DSL Indians	1-3	4.91	9	0	0	0	2	11.0	9	6	6	0	1	7	16	1	0	.220	.415	.347
2016	DSL Indians	0-3	3.14	16	0	0	0	2	28.2	35	14	10	0	1	10	26	6	0	.315	.387	.374
2017	AZL Indians	0-0	2.45	3	0	0	0	0	3.2	2	1	1	0	0	2	3	0	0	.182	.364	.308
Minor Lge. Totals		2-8	4.07	43	0	0	0	6	66.1	73	40	30	4	7	38	67	11	1	.285	.422	.388

JEREZ, Miguel**C**HEIGHT: 6-1
WEIGHT: 178BATS: R
THROWS: RBORN: October 24, 1997 in Santo Domingo, DR
RESIDES: Santo Domingo, DR

SIGNED BY: Felix Nivar & Koby Perez

OBTAINED: Non-Drafted Free Agent (3/21/16)

YEAR	CLUB	AVG	G	AB	R	H	2B	3B	HR	RBI	SH	SF	HBP	BB	SO	SB	CS	SLG	OBP	OPS	E
2016	DSL Indians	.208	38	125	14	26	6	1	1	14	0	1	22	31	3	2	296	.329	.625	10	
2017	AZL Indians	.218	30	110	11	24	8	0	1	12	0	0	1	8	37	1	0	.318	.277	.595	3
Minor Lge. Totals		.213	68	235	25	50	14	1	2	26	0	1	2	30	68	4	2	.306	.306	.612	13

JIMENEZ, Diarlin**RHP**HEIGHT: 6-5
WEIGHT: 180BATS: R
THROWS: RBORN: March 18, 2000 in Santo Domingo, DR
RESIDES: Santo Domingo, DR

SIGNED BY: Jhonathan Leyba & Koby Perez

OBTAINED: Non-Drafted Free Agent (12/21/16)

YEAR	CLUB	W-L	ERA	G	GS	CG	SHO	SV	IP	H	R	ER	HR	HB	BB	SO	WP	BK	AVG	SLG	OBP
2017	DSL Indians	4-6	4.98	14	10	0	0	0	65.0	79	*52	#36	2	7	20	47	12	2	.298	.370	.361

JIMENEZ, Domingo**RHP**HEIGHT: 6-3
WEIGHT: 175BATS: R
THROWS: RBORN: August 29, 1993 in San Cristobal, DR
RESIDES: San Cristobal, DR

SIGNED BY: Ramon Pena, Felix Nivar & Claudio Brito

OBTAINED: Non-Drafted Free Agent (11/29/13)

CAREER HIGHLIGHTS: 2016 - Made 17 relief appearances for the AZL Indians, going 3-1 with 2 saves and 1.67 ERA, the third-lowest mark in the Arizona League (minimum 30.0 innings)...averaged 10.4 strikeouts-per-9.0 innings and held opponents to a .172 average against.

YEAR	CLUB	W-L	ERA	G	GS	CG	SHO	SV	IP	H	R	ER	HR	HB	BB	SO	WP	BK	AVG	SLG	OBP
2014	DSL Indians	2-3	2.34	13	11	0	0	0	50.0	30	22	13	0	4	45	50	9	0	.176	.218	.359
2015	AZL Indians	3-5	5.82	12	8	1	1	0	43.1	35	32	28	0	8	34	40	14	3	.230	.355	.393
2016	Mahoning Valley	0-0	4.50	2	0	0	0	0	2.0	1	1	1	0	0	2	2	0	0	.143	.143	.333
	AZL Indians	3-1	1.67	17	0	0	0	2	32.1	20	13	6	0	3	14	37	5	0	.174	.209	.278
2017	Lake County	0-0	8.18	9	0	0	0	0	11.0	16	10	10	1	1	8	4	5	0	.356	.600	.446
	Mahoning Valley	0-0	5.65	10	0	0	0	1	14.1	11	11	9	1	1	12	16	5	0	.216	.392	.369
Minor Lge. Totals		8-9	3.94	63	19	1	1	3	153.0	113	89	67	2	17	115	149	38	3	.209	.302	.361

JIMENEZ, Luis**RHP**

HEIGHT: 6-4
 WEIGHT: 170
 SIGNED BY: Ramon Pena, Felix Nivar
 & Marcelino Vallejo

BATS: R
 THROWS: R

BORN: January 2, 1995 in Yaguata, DR
 RESIDES: Yaguata, DR
 OBTAINED: Non-Drafted Free Agent (1/11/13)

YEAR	CLUB	W-L	ERA	G	GS	CG	SHO	SV	IP	H	R	ER	HR	HB	BB	SO	WP	BK	AVG	SLG	OBP
2013	DSL Indians	3-8	5.25	16	10	0	0	1	48.0	57	45	28	2	5	26	28	2	0	.289	.386	.383
2014	DSL Indians	4-3	1.67	13	10	0	0	0	54.0	39	17	10	0	4	20	39	0	1	.206	.217	.293
2015	AZL Indians	3-5	5.01	11	11	0	0	0	46.2	53	32	26	1	5	25	41	1	4	.290	.410	.390
2016	Mahoning Valley	1-5	5.24	14	7	0	0	0	55.0	48	39	32	4	5	31	38	10	0	.233	.301	.343
2017	Lake County	2-8	6.60	16	16	0	0	0	76.1	93	61	56	16	10	30	65	7	1	.294	.538	.373
Minor Lge. Totals		13-29	4.89	70	54	0	0	1	280.0	290	194	152	23	29	132	211	20	6	.266	.389	.358

JIMENEZ, Pablo**OF**

HEIGHT: 6-2
 WEIGHT: 175
 SIGNED BY: Ramon Pena & Felix Nivar

BATS: R
 THROWS: R

BORN: February 6, 1999 in Santo Domingo, DR
 RESIDES: Santo Domingo, DR
 OBTAINED: Non-Drafted Free Agent (7/2/15)

YEAR	CLUB	AVG	G	AB	R	H	2B	3B	HR	RBI	SH	SF	HBP	BB	SO	SB	CS	SLG	OBP	OPS	E
2016	DSL Indians	.257	52	183	16	47	8	2	4	16	0	2	2	11	45	0	2	.388	.303	.691	6
2017	DSL Indians	.224	26	85	18	19	2	0	1	6	0	1	4	17	26	2	3	.282	.374	.656	3
	DSL Co-op	.253	25	87	13	22	8	2	1	14	0	0	1	5	17	0	2	.425	.301	.726	3
Minor Lge. Totals		.248	103	355	47	88	18	4	6	36	0	3	7	33	88	2	7	.372	.322	.693	12

JONES, Nolan**INF**

HEIGHT: 6-4
 WEIGHT: 185
 SIGNED BY: Mike Kanen
 SCHOOL: Holy Ghost Prep (PA)

BATS: L
 THROWS: R

BORN: May 7, 1998 in Langhorne, PA
 RESIDES: Langhorne, PA
 OBTAINED: 2nd Round Selection by Indians in June, 2016 Draft

CAREER HIGHLIGHTS: *2017* - Led organization in batting average (.317), and led team in batting average, runs scored (41), hits (69), doubles (19), games played (62) and walks (43)...also led New York-Penn League in on-base percentage (.430) and OPS (.912); tied for league lead with 25 extra-base hits and ranked second in slugging percentage (.482)...named *Baseball America* Short-Season All-Star and earned NYPL Player of the Week for August 28-September 4 after batting .481 (13-for-27) with 2 2B, 3B, HR, 3 RBI and 5 runs scored at the end of the season...named Best Strike Zone Discipline & Best Infield Arm in organization entering 2018 by *Baseball America*...named Cleveland's No. 3 prospect and No. 80 in MLB overall entering 2018 by *ESPN*...*2016* - Appeared in 32 games for the AZL Indians after being selected in the 2nd round of the 2016 Draft...tallied a team-high 23 walks...named a 2016 Rawlings Perfect Game 1st Team All-American after batting .636 with 24 RBI and 26 runs scored in his senior campaign (19 games) at Holy Ghost Prep.

YEAR	CLUB	AVG	G	AB	R	H	2B	3B	HR	RBI	SH	SF	HBP	BB	SO	SB	CS	SLG	OBP	OPS	E
2016	AZL Indians	.257	32	109	10	28	5	2	0	9	0	1	1	23	49	3	1	.339	.388	.728	12
2017	Mahoning Valley	.317	62	218	41	69	18	3	4	33	0	2	2	43	60	1	0	.482	*.430	*.912	22
Minor Lge. Totals		.297	94	327	51	97	23	5	4	42	0	3	3	66	109	4	1	.434	.416	.850	34

KAMINSKY, Rob**LHP**

HEIGHT: 6-0
 WEIGHT: 191
 SIGNED BY: N/A
 SCHOOL: St. Joseph Regional High School

BATS: R
 THROWS: L

BORN: September 2, 1994 in Englewood Cliffs, NJ
 RESIDES: Englewood Cliffs, NJ
 OBTAINED: Acquired from the St. Louis Cardinals in exchange for Brandon Moss (7/30/15)

CAREER HIGHLIGHTS: *2017* - Limited to one start due to injury...*2016* - Entered the season the No. 9 prospect in the Indians organization by *Baseball America*...Started a career-high 25 games for Akron, going 11-7 with a 3.28 ERA, the 5th-lowest mark in the Eastern League...also set career-highs in wins, innings (137.0) and strikeouts (92)...went 7-2 with a 2.29 ERA in the second-half of the season, including an undefeated 5-0 in five August starts (1.78 ERA)...*2015* - Acquired from the St. Louis Cardinals on July 31 via trade...did not pitch after Aug. 13 (lower back)...*2014*...rated as the No. 5 prospect and named "Best Curveball" in the Cardinals organization by *Baseball America*...*2013* - ranked as the No. 9 prospect in the Cardinals organization by *Baseball America*...Drafted by St. Louis in the 1st round (28th) of the 2013 MLB June Draft.

YEAR	CLUB	W-L	ERA	G	GS	CG	SHO	SV	IP	H	R	ER	HR	HB	BB	SO	WP	BK	AVG	SLG	OBP
2013	GCL Cardinals	0-3	3.68	8	5	0	0	0	22.0	23	14	9	1	1	9	28	2	1	.261	.341	.337
2014	Peoria	8-2	1.88	18	18	0	0	0	100.2	71	27	21	2	6	31	79	7	0	.194	.251	.266
2015	Palm Beach	6-5	2.09	17	17	0	0	0	94.2	82	29	22	0	4	28	79	6	0	.228	.253	.291
	Lynchburg	0-1	3.72	2	2	0	0	0	9.2	13	6	4	0	0	5	4	1	0	.342	.447	.419
2016	Akron	11-7	3.28	25	25	0	0	0	137.0	122	54	50	7	8	48	92	10	0	.241	.343	.314
2017	Akron	0-1	9.00	1	1	0	0	0	5.0	6	5	5	0	0	2	1	0	0	.316	.421	.364
Minor Lge. Totals		25-19	2.71	71	68	0	0	0	369.0	317	135	111	10	19	123	283	26	1	.230	.299	.300

KARINCHAK, James**RHP**

HEIGHT: 6-3
 WEIGHT: 215
 SIGNED BY: Mike Kanen
 SCHOOL: Bryant

BATS: R
 THROWS: R

BORN: September 22, 1995 in Newburg, NY
 RESIDES: Walden, NY
 OBTAINED: 9th Round Selection by Indians in June, 2017 Draft

YEAR	CLUB	W-L	ERA	G	GS	CG	SHO	SV	IP	H	R	ER	HR	HB	BB	SO	WP	BK	AVG	SLG	OBP
2017	Mahoning Valley	2-2	5.79	10	6	0	0	0	23.1	30	15	15	1	0	9	31	1	0	.319	.468	.379

PLAYER DEVELOPMENT

KELKBOOM, Makesiondon**INF**

HEIGHT: 5-11
 WEIGHT: 155
 SIGNED BY: Koby Perez & Antonio Caballero

BATS: R
 THROWS: R

BORN: July 12, 2000 in Leiden, Netherlands
 RESIDES: Willemstad, Curacao
 OBTAINED: Non-Drafted Free Agent (7/12/16)

YEAR	CLUB	AVG	G	AB	R	H	2B	3B	HR	RBI	SH	SF	HBP	BB	SO	SB	CS	SLG	OBP	OPS	E
2017	DSL Indians	.207	34	121	8	25	6	2	0	13	2	1	1	12	29	2	8	.289	.281	.571	19

KERY, Adoni**RHP**

HEIGHT: 6-0
 WEIGHT: 170
 SIGNED BY: N/A

BATS: R
 THROWS: R
 OBTAINED: Non-Drafted Free Agent (5/31/17)

BORN: February 18, 1996 in Las Terrenas, Samana, DR
 RESIDES: Las Terrenas, Samana, DR

YEAR	CLUB	W-L	ERA	G	GS	CG	SHO	SV	IP	H	R	ER	HR	HB	BB	SO	WP	BK	AVG	SLG	OBP
2016	DSL Astros	0-0	0.00	2	0	0	0	0	2.0	3	0	0	0	3	2	1	0	0	.375	.375	.546
2017	AZL Indians	2-3	2.48	17	0	0	0	0	29.0	15	9	8	3	4	15	41	2	2	.155	.206	.293
	DSL Co-op	2-0	0.79	7	0	0	0	0	11.1	8	6	1	0	0	6	9	0	0	.186	.279	.333
	Minor Lge. Totals	4-3	1.91	26	0	0	0	0	42.1	26	15	9	3	4	24	52	3	2	.176	.287	.391

KIME, Dace**RHP**

HEIGHT: 6-5
 WEIGHT: 220
 SIGNED BY: Junie Melendez
 SCHOOL: University of Louisville

BATS: R
 THROWS: R
 OBTAINED: 3rd Round Selection (79th overall) by Indians in June, 2013

BORN: March 6, 1992 in Fort Wayne, IN
 RESIDES: Defiance, OH

CAREER HIGHLIGHTS: 2017 - Limited to three games due to elbow surgery... 2016 - Began the season with Akron and appeared in four games before being placed on the Disabled List... made 8 rehab appearances between AZL Indians and Mahoning Valley before undergoing "Tommy John" surgery on August 19... 2014 - Started the most games for Lake County (28), which was T-1st in the Midwest League... named the 20th-best prospect in the Indians farm system by *Baseball America*... 2013 - Named 16th-best prospect in the Indians organization by *Baseball America* prior to the 2014 season.

YEAR	CLUB	W-L	ERA	G	GS	CG	SHO	SV	IP	H	R	ER	HR	HB	BB	SO	WP	BK	AVG	SLG	OBP
2013	Mahoning Valley	0-2	2.92	9	9	0	0	0	24.2	19	9	8	0	0	16	26	4	0	.224	.306	.347
2014	Lake County	7-14	5.22	28	28	0	0	0	136.1	148	90	79	12	7	56	108	18	0	.276	.412	.350
2015	Lynchburg	3-8	4.42	22	22	0	0	0	112.0	121	59	55	1	5	43	83	4	0	.282	.366	.351
	Lake County	2-3	3.34	6	6	0	0	0	35.0	33	19	13	3	0	6	32	4	0	.252	.366	.283
2016	Akron	1-3	11.32	4	4	0	0	0	10.1	8	13	13	0	4	16	5	2	0	.222	.361	.500
	Mahoning Valley	0-2	11.57	6	0	0	0	0	11.2	20	18	15	2	2	15	8	3	0	.377	.604	.529
	AZL Indians	0-0	9.00	2	0	0	0	0	4.0	5	4	4	0	1	3	2	1	0	.357	.357	.474
2017	AZL Indians	0-0	13.50	3	0	0	0	0	2.0	4	3	3	0	1	2	1	1	0	.400	.500	.538
	Minor Lge. Totals	13-32	5.09	80	69	0	0	0	336.0	358	215	190	18	20	157	265	37	0	.277	.392	.361

KRAUTH, Ben**LHP**

HEIGHT: 6-0
 WEIGHT: 180
 SIGNED BY: Steve Abney
 SCHOOL: Kansas

BATS: L
 THROWS: L

BORN: March 10, 1994 in Concord, CA
 RESIDES: Concord, CA
 OBTAINED: 16th Round Selection by Indians in June, 2016 Draft

YEAR	CLUB	W-L	ERA	G	GS	CG	SHO	SV	IP	H	R	ER	HR	HB	BB	SO	WP	BK	AVG	SLG	OBP
2016	Lake County	0-0	3.00	2	0	0	0	0	3.0	3	1	1	1	0	1	1	0	0	.300	.600	.364
	Mahoning Valley	2-0	2.57	7	0	0	0	0	21.0	16	7	6	1	0	6	25	0	0	.213	.293	.272
	AZL Indians	2-0	0.00	7	0	0	0	2	14.0	9	1	0	0	1	0	20	1	0	.184	.184	.196
2017	Lynchburg	1-0	1.59	10	1	0	0	4	17.0	8	3	3	1	0	9	20	1	0	.145	.236	.266
	Lake County	4-2	1.75	23	2	0	0	0	61.2	43	14	12	4	1	30	72	0	0	.205	.305	.305
	Minor Lge. Totals	9-2	1.70	49	3	0	0	6	116.2	79	26	22	7	2	46	138	2	0	.198	.286	.283

KRIEGER, Tyler**INF**

HEIGHT: 6-2
 WEIGHT: 170
 SIGNED BY: Brad Tyler
 SCHOOL: Clemson

BATS: S
 THROWS: R

BORN: January 16, 1994 in Laguna Hills, CA
 RESIDES: Johns Creek, GA
 OBTAINED: 4th Round Selection by Indians in June, 2015 Draft

CAREER HIGHLIGHTS: 2017 - Tied for Akron team lead with career-high 25 doubles... played for Team Israel in the World Baseball prior to season and hit .167 with 4 RBI in 6 games... also played for Glendale Desert Dogs in Arizona Fall League; batted .175 with 6 2B and 3 RBI in 17 games... 2016 - Entered the season as the Indians 20th-best prospect by *Baseball America*... batted .299 between Lake County and Lynchburg, the 4th-best average in the organization... also ranked 2nd in the PD system in hits (133), 3rd in runs (84) and T-4th in stolen bases (21)... recorded 23-game hitting streak from May 20-June 13, the 3rd-longest streak in all of Minor Leagues... Midwest League Mid-Season All Star and Carolina League Player of the Week from August 15-21 after batting .524 over 6 games (11-for-21, 5 RBI, 6 R)... Indians 18th-best prospect entering 2017 (*Baseball America*)... 2015 - Boasted the 2nd-highest average for the Clemson Tigers in his junior year (.339)... named the 11th-best Preseason ACC prospect for the 2015 draft by *Perfect Game*... previously drafted in the 35th round of the 2012 First Year MLB Draft by the Seattle Mariners.

YEAR	CLUB	AVG	G	AB	R	H	2B	3B	HR	RBI	SH	SF	HBP	BB	SO	SB	CS	SLG	OBP	OPS	E
2016	Lynchburg	.282	59	220	33	62	13	4	2	23	2	3	4	28	52	6	7	.405	.369	.773	5
	Lake County	.313	69	262	51	82	13	4	3	35	0	4	4	29	66	15	8	.427	.385	.812	11
2017	Akron	.225	119	418	55	94	25	2	6	43	5	7	8	42	107	12	6	.337	.303	.640	15
	Minor Lge. Totals	.264	247	900	139	238	51	10	11	101	7	14	16	99	225	33	21	.380	.343	.723	31

LANTRIP, Andrew**RHP**

HEIGHT: 6-2 BATS: R
 WEIGHT: 180 THROWS: R
 SIGNED BY: Kyle Van Hook
 SCHOOL: Houston

BORN: May 11, 1995 in Huntsville, TX
 RESIDES: Goodrich, TX
 OBTAINED: 8th Round Selection by the Indians in the June, 2016 Draft

LAUREANO, Jonathan**INF**

HEIGHT: 6-1 BATS: R
 WEIGHT: 200 THROWS: R
 SIGNED BY: Blaze Lambert
 SCHOOL: Connors State JC (OK)

BORN: December 21, 1995 in Manati, PR
 RESIDES: Vega Baja, PR
 OBTAINED: 25th Round Selection by the Indians in the June, 2016 Draft

YEAR	CLUB	AVG	G	AB	R	H	2B	3B	HR	RBI	SH	SF	HBP	BB	SO	SB	CS	SLG	OBP	OPS	E
2016	Mahoning Valley	.104	23	77	3	8	0	0	1	10	2	3	1	3	15	0	0	.143	.143	.286	6
2017	Akron	.200	3	10	1	2	1	0	0	2	0	0	1	0	1	0	0	.300	.273	.573	1
	Mahoning Valley	.231	35	134	17	31	4	1	1	12	0	1	1	1	27	1	1	.299	.241	.539	4
Minor Lge. Totals		.186	61	221	21	41	5	1	2	24	2	4	2	5	42	2	1	.244	.206	.451	11

LINARES, Leandro**RHP**

HEIGHT: 6-3 BATS: R
 WEIGHT: 205 THROWS: R
 SIGNED BY: Juan Alvarez

BORN: January 27, 1994 in Villa Clara, Cuba
 RESIDES: Miami Gardens, FL
 OBTAINED: Non-Drafted Free Agent (7/30/13)

YEAR	CLUB	W-L	ERA	G	GS	CG	SHO	SV	IP	H	R	ER	HR	HB	BB	SO	WP	BK	AVG	SLG	OBP	
2014	AZL Indians	2-3	7.62	11	3	0	0	1	39.0	39	38	33	4	5	29	38	8	6	.262	.403	.390	
2015	Mahoning Valley	0-7	6.55	13	12	0	0	0	44.0	40	36	32	3	3	44	31	6	1	.248	.329	.414	
2016	Lynchburg	0-0	0.00	2	0	0	0	0	2.1	2	0	0	0	0	1	3	0	0	.222	.444	.300	
	Lake County	1-1	1.76	15	0	0	0	4	30.2	21	8	6	0	1	8	39	4	0	.194	.269	.256	
	Mahoning Valley	0-0	0.00	6	0	0	0	0	11.2	3	0	0	0	0	3	13	0	0	.083	.083	.154	
2017	Akron	2-2	3.78	23	0	0	0	3	33.1	39	19	14	2	0	21	37	5	0	.295	.424	.387	
	Lynchburg	2-1	0.78	19	0	0	0	5	23.0	19	6	2	2	2	3	11	20	5	0	.229	.313	.337
Minor Lge. Totals		7-14	4.26	89	15	0	0	13	184.0	163	107	87	11	12	117	181	28	7	.240	.341	.358	

LONGO, Mitch**OF**

HEIGHT: 6-0 BATS: L
 WEIGHT: 185 THROWS: R
 SIGNED BY: Junie Melendez
 SCHOOL: Ohio University

BORN: January 12, 1995 in Mayfield, OH
 RESIDES: Gates Mills, OH
 OBTAINED: 14th Round Selection by Indians in June, 2016 Draft

CAREER HIGHLIGHTS: 2017 - Ranked 4th in organization with 20 stolen bases...missed most of first month of season on Disabled List...posted 13-game hitting streak from May 17-July 7; batted .417 with 20 hits and 5 RBI during streak...reached base safely in all 31 home games with Lake County, and hit safely in 45 of 55 games overall with Captains before promotion to Lynchburg on August 31...had a hit in 4 of 5 games with Lynchburg to end season.

YEAR	CLUB	AVG	G	AB	R	H	2B	3B	HR	RBI	SH	SF	HBP	BB	SO	SB	CS	SLG	OBP	OPS	E
2016	Mahoning Valley	.307	38	137	21	42	9	1	1	15	0	2	2	8	17	4	0	.409	.349	.758	1
2017	Lynchburg	.563	5	16	8	9	2	0	0	3	0	0	0	4	2	2	0	.688	.650	1.338	0
	Lake County	.361	55	202	37	73	18	2	4	25	0	3	4	23	35	18	1	.530	.431	.961	2
Minor Lge. Totals		.349	98	355	66	124	29	3	5	43	0	5	6	35	54	24	1	.490	.411	.902	3

LOOPSTOK, Sicnarf**C**

HEIGHT: 5-11 BATS: R
 WEIGHT: 195 THROWS: R
 SIGNED BY: Mark Allen
 SCHOOL: W. Oklahoma St. College

BORN: April 26, 1993 in Oranjestad, Aruba
 RESIDES: Altus, Aruba
 OBTAINED: 13th Round Selection by Indians in June, 2013

CAREER HIGHLIGHTS: 2017 - Named Carolina League Midseason and Postseason All-Star...T-2nd in CL with 49 extra-base hits, and 5th in slugging percentage (.456) and total bases (192)...2013 - Won 2013 Moniker Madness Crown, an award that recognizes that best name in Minor League Baseball; an initial field of 64 names was whittled down through six rounds of fan voting...Sicnarf is Loopstock's father's name, Francis, spelled backwards.

YEAR	CLUB	AVG	G	AB	R	H	2B	3B	HR	RBI	SH	SF	HBP	BB	SO	SB	CS	SLG	OBP	OPS	E
2013	Mahoning Valley	.205	24	73	4	15	1	1	0	2	0	0	0	4	14	0	1	.247	.247	.493	4
2014	Lake County	.278	10	36	7	10	2	1	1	2	0	0	2	3	7	2	0	.472	.366	.838	1
	AZL Indians	.467	5	15	6	7	0	1	4	6	0	0	0	3	4	0	0	1.400	.556	1.956	0
2015	Lynchburg	.218	28	87	8	19	7	0	4	12	0	4	3	8	26	2	0	.437	.294	.731	3
	Lake County	.186	14	43	5	8	1	0	1	6	0	1	4	13	1	0	0	.279	.271	.550	0
	Mahoning Valley	.214	5	14	4	3	1	0	0	1	0	0	0	3	5	0	0	.286	.353	.639	0
2016	Lynchburg	.281	55	178	27	50	11	3	2	17	2	2	9	15	39	10	3	.410	.363	.773	4
	Lake County	.213	16	47	6	10	3	0	0	4	1	0	1	2	14	1	2	.277	.260	.537	1
2017	Lynchburg	.249	119	421	67	105	28	4	17	65	2	6	13	52	132	11	8	.456	.346	.802	13
Minor Lge. Totals		.248	276	914	134	227	54	10	29	115	5	12	29	94	254	27	14	.425	.334	.758	26

PLAYER DEVELOPMENT

LOPEZ, Angel**C**HEIGHT: 5-10
WEIGHT: 194BATS: R
THROWS: RBORN: January 14, 1997 in Santurce, PR
RESIDES: Canovanas, PR

SIGNED BY: Bob Mayer

OBTAINED: 13th Round Selection by Indians in June, 2017 Draft

SCHOOL: Northampton CC (PA)

CAREER HIGHLIGHTS: 2017 - Hit .411 (58-for-141) with a school-record 14 home runs and 62 RBI in 44 games his senior season...named First Team All-Region by NJCAA.

YEAR	CLUB	AVG	G	AB	R	H	2B	3B	HR	RBI	SH	SF	HBP	BB	SO	SB	CS	SLG	OBP	OPS	E
2017	AZL Indians	.194	23	72	14	14	6	1	2	6	0	1	0	9	20	0	0	.389	.280	.669	4

LOPEZ, Francisco**RHP**HEIGHT: 5-11
WEIGHT: 170BATS: R
THROWS: RBORN: February 13, 1994 in La Romana, DR
RESIDES: Santo Domingo, DR

SIGNED BY: Jason Smith

OBTAINED: Non-Drafted Free Agent (3/6/13)

CAREER HIGHLIGHTS: 2016 - Missed entire season due to "Tommy John" surgery.

YEAR	CLUB	W-L	ERA	G	GS	CG	SHO	SV	IP	H	R	ER	HR	HB	BB	SO	WP	BK	AVG	SLG	OBP
2013	DSL Indians	0-3	1.83	12	8	0	0	1	39.1	32	17	8	2	6	18	47	6	0	.221	.303	.331
2014	AZL Indians	1-0	1.46	4	1	0	0	0	12.1	10	5	2	0	0	5	17	3	0	.213	.234	.288
2015	AZL Indians	0-2	7.90	7	1	0	0	0	13.2	16	14	12	1	4	4	5	2	0	.281	.333	.369
2016									INJURED--DID NOT PLAY												
2017	Mahoning Valley	0-0	9.00	2	0	0	--	0	2.0	1	2	2	0	0	3	4	0	0	.200	.200	.500
	AZL Indians	0-0	0.00	9	1	0	0	0	8.2	4	0	0	0	1	3	11	2	0	.138	.138	.242
Minor Lge. Totals		1-5	2.84	34	11	0	0	1	76.0	63	38	24	3	11	33	84	13	0	.223	.279	.327

LOPEZ, Jonathan**INF**HEIGHT: 6-2
WEIGHT: 175BATS: S
THROWS: RBORN: August 13, 1999 in Santo Domingo, DR
RESIDES: Santo Domingo, DR

SIGNED BY: Koby Perez & Felix Nivar

OBTAINED: Non-Drafted Free Agent (7/21/16)

YEAR	CLUB	AVG	G	AB	R	H	2B	3B	HR	RBI	SH	SF	HBP	BB	SO	SB	CS	SLG	OBP	OPS	E
2016	DSL Indians	.189	21	74	7	14	2	0	0	2	1	0	2	3	14	1	0	.216	.241	.457	9
2017	DSL Indians	.267	62	225	35	60	10	5	2	36	2	5	6	32	40	3	3	.382	.366	.748	16
Minor Lge. Totals		.247	83	299	42	74	12	5	2	38	3	5	8	35	54	4	3	.341	.338	.679	25

LOVEGROVE, Kieran**RHP**HEIGHT: 6-4
WEIGHT: 185BATS: R
THROWS: RBORN: July 28, 1994 in Johannesburg, South Africa
RESIDES: Mission Viejo, CA

SIGNED BY: Jason Smith

OBTAINED: 3rd Round Selection (110th overall) by Indians in June, 2012 Draft

SCHOOL: Mission Viejo HS

YEAR	CLUB	W-L	ERA	G	GS	CG	SHO	SV	IP	H	R	ER	HR	HB	BB	SO	WP	BK	AVG	SLG	OBP
2012	AZL Indians	0-2	6.00	8	7	0	0	0	21.0	28	16	14	1	1	9	18	5	1	.318	.432	.384
2013	AZL Indians	1-7	5.25	13	12	0	0	0	58.1	63	45	34	4	9	31	51	14	3	.272	.379	.376
2014	Mahoning Valley	2-2	3.90	8	8	0	0	0	30.0	28	14	13	0	3	23	14	3	1	.255	.309	.397
2015	Mahoning Valley	1-8	6.08	14	14	0	0	0	60.2	66	50	41	3	8	31	37	8	0	.287	.396	.383
2016	Lake County	4-3	4.25	39	0	0	0	6	48.2	47	29	23	2	4	22	44	9	2	.251	.326	.343
2017	Lynchburg	4-3	5.01	38	2	0	0	1	50.1	43	29	28	5	3	25	51	6	0	.331	.387	.329
Minor Lge. Totals		12-25	5.12	120	43	0	0	7	269.0	275	183	153	15	28	141	215	45	7	.266	.372	.366

LUCAS, Simeon**C**HEIGHT: 6-3
WEIGHT: 215BATS: L
THROWS: RBORN: February 7, 1996 in Ingleside, IL
RESIDES: Ingleside, IL

SIGNED BY: Les Pajari

OBTAINED: 7th Round by Indians in June, 2014 Draft

SCHOOL: Grant Community HS (IL)

YEAR	CLUB	AVG	G	AB	R	H	2B	3B	HR	RBI	SH	SF	HBP	BB	SO	SB	CS	SLG	OBP	OPS	E
2014	AZL Indians	.217	16	46	7	10	3	1	0	6	0	0	0	9	25	1	1	.326	.345	.672	5
2015	AZL Indians	.188	28	96	12	18	6	2	2	13	1	1	0	12	43	0	0	.354	.275	.629	2
2016	Mahoning Valley	.250	1	4	2	1	1	0	0	1	0	0	0	1	1	0	0	.500	.400	.900	0
	AZL Indians	.239	27	92	16	22	3	0	3	13	0	1	0	11	41	4	0	.370	.317	.687	3
2017	Mahoning Valley	.262	43	164	16	43	7	0	3	25	0	1	4	7	55	0	0	.360	.307	.667	0
Minor Lge. Totals		.234	115	402	53	94	20	3	8	58	1	3	4	40	165	5	1	.358	.307	.665	10

MADE, Marlin**OF**HEIGHT: 5-11
WEIGHT: 165BATS: L
THROWS: LBORN: April 16, 2001 in Bani, DR
RESIDES: Bani, DR

SIGNED BY: Jhonathan Leyba

OBTAINED: Non-Drafted Free Agent (7/2/17)

MAESTRE, Jesus**INF**

HEIGHT: 5-10
WEIGHT: 155
SIGNED BY: Antonio Caballero & Koby Perez

BATS: R
THROWS: R

BORN: February 4, 2000 in Cumana, Venezuela
RESIDES: Cumana, Venezuela
OBTAINED: Non-Drafted Free Agent (7/2/16)

YEAR	CLUB	AVG	G	AB	R	H	2B	3B	HR	RBI	SH	SF	HBP	BB	SO	SB	CS	SLG	OBP	OPS	E
2017	DSL Indians	.059	12	34	4	2	2	0	0	1	0	0	2	6	6	0	1	.118	.238	.356	7
	DSL Co-op	.133	27	75	10	10	0	0	0	3	0	0	3	12	19	6	1	.133	.278	.411	7
Minor Lge. Totals		.110	39	109	14	12	2	0	0	4	0	0	5	18	25	6	2	.128	.265	.394	14

MANZANILLO, Maiker**RHP**

HEIGHT: 6-2
WEIGHT: 190
SIGNED BY: Ramon Pena & Felix Nivar

BATS: R
THROWS: R

BORN: October 14, 1996 in Santo Domingo, DR
RESIDES: Santo Domingo, DR
OBTAINED: Non-Drafted Free Agent (9/11/15)

YEAR	CLUB	W-L	ERA	G	GS	CG	SHO	SV	IP	H	R	ER	HR	HB	BB	SO	WP	BK	AVG	SLG	OBP
2016	DSL Indians	2-3	3.00	14	0	0	0	0	21.0	18	10	7	1	1	6	16	0	1	.237	.316	.294
2017	Mahoning Valley	0-0	6.23	3	0	0	0	0	4.1	5	3	3	0	1	1	5	1	0	.313	.375	.389
	AZL Indians	1-1	2.45	13	1	0	0	1	36.2	26	14	10	2	2	5	37	4	1	.198	.290	.237
Minor Lge. Totals		3-4	2.90	30	1	0	0	1	62.0	49	27	20	3	4	12	58	5	2	.220	.305	.268

MARABELL, Connor**OF**

HEIGHT: 6-1
WEIGHT: 195
SIGNED BY: Mike Bradford
SCHOOL: Jacksonville

BATS: L
THROWS: R

BORN: March 28, 1994 in Jacksonville, FL
RESIDES: St. Johns, FL
OBTAINED: 25th Round Selection by Indians in June, 2015 Draft

CAREER HIGHLIGHTS: 2016 - Led the Captains with 32 doubles and a .482 slugging percentage, which was the 2nd-best mark among all qualified Minor Leaguers...named Midwest League Postseason All-Star...led system with 45 doubles.

YEAR	CLUB	AVG	G	AB	R	H	2B	3B	HR	RBI	SH	SF	HBP	BB	SO	SB	CS	SLG	OBP	OPS	E
2015	Mahoning Valley	.222	61	230	19	51	5	3	1	18	7	1	2	6	17	0	2	.283	.247	.530	3
2016	Lynchburg	.266	35	128	11	34	13	1	1	19	0	2	0	4	17	1	1	.406	.284	.690	1
	Lake County	.311	95	338	41	105	32	4	6	50	2	6	1	33	50	11	3	.482	.368	.850	1
2017	Columbus	.467	5	15	0	7	2	0	0	1	0	0	0	1	3	0	2	.600	.500	1.100	1
	Akron	.268	11	41	2	11	1	0	0	2	0	0	0	3	8	0	0	.293	.318	.611	1
	Lynchburg	.238	97	362	43	86	15	1	6	45	2	3	1	31	57	8	5	.334	.297	.631	7
Minor Lge. Totals		.264	304	1114	116	294	68	9	14	135	11	12	4	78	152	20	13	.379	.311	.690	14

MARMOL, Roger**INF**

HEIGHT: 5-11
WEIGHT: 190
SIGNED BY: Rigoberto De Los Santos, Koby Perez & Jhonathan Leyba

BATS: R
THROWS: R

BORN: October 5, 1999 in Sincelajo, Colombia
RESIDES: Sincelajo, Colombia
OBTAINED: Non-Drafted Free Agent (12/29/16)

YEAR	CLUB	AVG	G	AB	R	H	2B	3B	HR	RBI	SH	SF	HBP	BB	SO	SB	CS	SLG	OBP	OPS	E
2017	DSL Indians	.243	40	140	14	34	7	1	2	17	0	1	3	12	37	0	1	.350	.314	.664	3

MARTE, Randy**RHP**

HEIGHT: 6-1
WEIGHT: 175
SIGNED BY: Ramon Pena, Felix Nivar & Marcelino Vallejo

BATS: R
THROWS: R

BORN: December 27, 1996 in San Francisco De Macoris, DR
RESIDES: San Francisco De Macoris, DR
OBTAINED: Non-Drafted Free Agent (11/24/14)

YEAR	CLUB	W-L	ERA	G	GS	CG	SHO	SV	IP	H	R	ER	HR	HB	BB	SO	WP	BK	AVG	SLG	OBP
2015	DSL Indians	0-0	1.48	9	5	0	0	0	24.1	24	4	4	1	0	9	20	2	0	.264	.396	.330
2016	AZL Indians	0-1	0.00	10	6	0	0	0	14.1	8	2	0	0	1	7	19	1	0	.167	.208	.286
2017	AZL Indians	1-2	15.07	9	0	0	0	0	14.1	21	32	24	2	3	24	17	5	0	.323	.646	.505
Minor Lge. Totals		1-3	4.75	28	11	0	0	0	53.0	53	38	28	3	4	40	56	8	0	.260	.431	.386

PLAYER DEVELOPMENT

MARTINEZ, Henry**RHP**

HEIGHT: 6-1
 WEIGHT: 175
 SIGNED BY: Ramon Pena, Felix Nivar
 & Marcelino Vallejo

BATS: R
 THROWS: R

BORN: April 27, 1994 in Cabral, DR
 RESIDES: Santo Domingo Este, DR
 OBTAINED: Non-Drafted Free Agent (9/23/13)

YEAR	CLUB	W-L	ERA	G	GS	CG	SHO	SV	IP	H	R	ER	HR	HB	BB	SO	WP	BK	AVG	SLG	OBP
2014	DSL Indians	2-1	2.70	20	0	0	0	7	36.2	33	15	11	3	1	12	28	2	0	.252	.397	.317
2015	Mahoning Valley	1-0	1.00	4	0	0	0	0	9.0	12	1	1	0	2	1	5	0	0	.353	.353	.405
	AZL Indians	1-0	3.34	13	0	0	0	2	32.1	35	17	12	0	1	12	24	3	1	.273	.359	.336
2016	Mahoning Valley	0-3	4.88	21	0	0	0	3	31.1	39	20	17	2	3	9	29	4	0	.300	.423	.354
2017	Lynchburg	0-0	4.50	1	0	0	0	1	2.0	6	2	1	0	0	0	0	0	0	.545	.636	.545
	Lake County	5-3	3.15	35	1	0	0	3	60.0	54	30	21	1	1	16	59	0	1	.238	.326	.285
Minor Lge. Totals		9-7	3.31	94	1	0	0	16	171.1	179	85	63	6	8	50	145	9	2	.271	.372	.325

MATEO, Franklin**OF**

HEIGHT: 6-2
 WEIGHT: 180
 SIGNED BY: Ramon Pena & Felix Nivar

BATS: R
 THROWS: R

BORN: May 24, 1998 in La Romana, DR
 RESIDES: La Romana, DR
 OBTAINED: Non-Drafted Free Agent (8/15/15)

YEAR	CLUB	AVG	G	AB	R	H	2B	3B	HR	RBI	SH	SF	HBP	BB	SO	SB	CS	SLG	OBP	OPS	E
2016	DSL Indians	.146	30	82	6	12	3	1	1	7	0	0	2	11	50	1	2	.244	.263	.507	3
2017	DSL Indians	.191	31	68	10	13	5	0	0	5	1	1	3	19	34	3	1	.265	.385	.649	4
Minor Lge. Totals		.167	61	150	16	25	8	1	1	12	1	1	5	30	84	4	3	.253	.323	.576	7

MATHIAS, Mark**INF**

HEIGHT: 6-0
 WEIGHT: 200
 SIGNED BY: Carlos Muniz
 SCHOOL: California Polytechnic State

BATS: R
 THROWS: R

BORN: August 2, 1994 in Fremont, CA
 RESIDES: Fremont, CA
 OBTAINED: 3rd Round Selection by Indians in June, 2015 Draft

CAREER HIGHLIGHTS: 2017 - Spent most of the season on the Disabled List in Akron with a left shoulder injury...2016 - Ranked 2nd for Lynchburg with 117 hits & 39 doubles...named a Carolina League Postseason All-Star...2015 - Led Mahoning Valley with 32 RBI & 19 doubles, and was T-1st in runs scored (38)...named Best Hitter for Average and 16th-best prospect in the organization prior to the season (*Baseball America*)...2014 - Underwent labrum surgery in December...played for USA Baseball's Collegiate National Team.

YEAR	CLUB	AVG	G	AB	R	H	2B	3B	HR	RBI	SH	SF	HBP	BB	SO	SB	CS	SLG	OBP	OPS	E
2015	Mahoning Valley	.282	67	245	38	69	19	3	2	32	1	5	8	35	36	5	4	.408	.382	.790	7
2016	Akron	.067	5	15	1	1	1	0	0	1	0	0	0	1	6	0	0	.133	.125	.258	0
	Lynchburg	.274	115	427	70	117	39	1	5	60	2	3	10	48	87	9	1	.405	.359	.764	15
2017	Akron	.212	35	104	17	22	5	1	1	13	0	2	6	13	34	4	0	.308	.328	.636	7
Minor Lge. Totals		.264	222	791	126	209	64	5	8	106	3	10	24	97	163	18	5	.388	.358	.746	29

MCCARTY, Kirk**LHP**

HEIGHT: 5-10
 WEIGHT: 185
 SIGNED BY: Chuck Bartlett
 SCHOOL: Southern Mississippi

BATS: L
 THROWS: L

BORN: October 12, 1995 in Hattiesburg, MS
 RESIDES: Hattiesburg, MS
 OBTAINED: 7th Round Selection by Indians in June, 2017 Draft

YEAR	CLUB	W-L	ERA	G	GS	CG	SHO	SV	IP	H	R	ER	HR	HB	BB	SO	WP	BK	AVG	SLG	OBP
2017	Mahoning Valley	2-2	1.85	13	6	0	0	0	34.0	27	12	7	3	2	10	33	1	0	.213	.299	.279

MCKENZIE, Triston**RHP**

HEIGHT: 6-5
 WEIGHT: 165
 SIGNED BY: Juan Alvarez
 SCHOOL: Royal Palm Beach HS

BATS: R
 THROWS: R

BORN: August 2, 1997 in Brooklyn, NY
 RESIDES: Loxahatchee, FL
 OBTAINED: 1st Round Selection (42nd overall) by Indians in June, 2015 Draft

CAREER HIGHLIGHTS: 2017 - Named Carolina League Pitcher of the Year in his age-19 season as he paced the league in strikeouts, wins and opponent batting average...his 186 strikeouts ranked 2nd in all of Minor League Baseball and struck out 10-or-more batters on six occasions...represented the Indians at the 2017 MLB Futures Game and was named to the CL's Midseason and Postseason All-Star teams...earned CL Pitcher of the Week distinctions on two occasions...2016 - Named *Baseball America's* 2016 Short-Season Pitcher of the Year after going 6-5 with a 1.62 ERA over 15 starts between Mahoning Valley and Lake County...Posted a 0.55 ERA over his first 9 starts of the year...despite his mid-season promotion, led the Scrappers with 55 strikeouts...recognized as 3rd-best prospect and Best Curveball in Indians organization entering 2017 by *Baseball America*...2015 - Named the 8th-best prospect in the Indians organization entering 2016 (*Baseball America*)...compiled a 9-5 record with a 0.79 ERA during his senior campaign at Royal Palm Beach HS, tallying 157 strikeouts against just 16 walks across 15 games.

YEAR	CLUB	W-L	ERA	G	GS	CG	SHO	SV	IP	H	R	ER	HR	HB	BB	SO	WP	BK	AVG	SLG	OBP
2015	AZL Indians	1-1	0.75	4	3	0	0	0	12.0	4	1	1	0	0	3	17	1	0	.100	.125	.163
2016	Lake County	2-2	3.18	6	6	0	0	0	34.0	27	12	12	2	1	6	49	3	0	.214	.325	.256
	Mahoning Valley	4-3	0.55	9	9	1	0	0	49.1	31	7	3	2	2	16	55	3	0	.180	.262	.258
2017	Lynchburg	*12-6	3.46	25	25	0	0	0	143.0	105	62	55	14	1	45	*186	8	1	*.203	.322	.267
Minor Lge. Totals		19-12	2.68	44	43	1	0	0	238.1	167	82	71	18	4	70	307	15	1	.196	.301	.259

MEDINA, Jose**OF/1B**

HEIGHT: 6-1 BATS: L
 WEIGHT: 185 THROWS: L
 SIGNED BY: Ramon Pena & Eva Dolan

BORN: February 14, 1995 in Santiago de los Caballeros, DR
 RESIDES: Santiago de los Caballeros, DR
 OBTAINED: Non-Drafted Free Agent (9/6/13)

CAREER HIGHLIGHTS: 2014 - Ranked among Dominican Summer League leaders in RBI (2nd, 55) and doubles (T-3rd, 21)...was named to the DSL Mid-Season All-Star team.

YEAR	CLUB	AVG	G	AB	R	H	2B	3B	HR	RBI	SH	SF	HBP	BB	SO	SB	CS	SLG	OBP	OPS	E
2014	DSL Indians	.320	67	250	41	80	21	5	2	55	2	3	7	26	35	12	6	.468	.395	.863	6
2015	AZL Indians	.249	47	177	25	44	7	5	2	15	0	1	3	15	36	1	2	.379	.316	.695	3
2016	Lake County	.240	60	196	22	47	11	3	8	22	0	1	3	11	59	2	1	.449	.289	.738	2
2017	Columbus	.000	1	3	0	0	0	0	0	0	0	0	0	3	0	0	0	.000	.000	.000	0
	Lynchburg	.290	10	31	3	9	4	0	0	9	0	1	0	3	9	0	1	.419	.343	.762	2
	Lake County	.234	54	175	28	41	6	0	9	17	0	0	5	18	56	0	2	.423	.323	.746	5
Minor Lge. Totals		.266	239	832	119	221	49	13	21	118	2	6	18	73	198	15	12	.431	.336	.767	18

MEJIA, Gabriel**OF**

HEIGHT: 5-11 BATS: S
 WEIGHT: 160 THROWS: R
 SIGNED BY: Ramon Pena, Felix Nivar & Claudio Brito

BORN: July 30, 1995 in Azua, DR
 RESIDES: Azua, DR
 OBTAINED: Non-Drafted Free Agent (10/28/13)

CAREER HIGHLIGHTS: 2017 - Missed 10 weeks with left wrist soreness... 2016 - Batted .322 over 65 games for Mahoning Valley, the 2nd-highest average in the Indians organization... led the team with 28 stolen bases, which were the 2nd-most in the New York-Penn League and 3rd-most in the organization... named a NYPL Mid-Season All-Star and the Fastest Baserunner in the Indians PD System (*Baseball America*)... 2015 - Finished the season with the highest batting average in the Indians PD System (.344)... led the Arizona League with 34 stolen bases, T-1st in runs scored 41, finished 2nd in batting average (.357) and T-3rd in hits (60)... named Fastest Baserunner in the organization entering the season (*Baseball America*)... 2014 - Led Dominican Summer League in stolen bases (1st, 72), walks (T1st, 51), games played (2nd, 70), runs scored (2nd, 67), hits (T2nd, 88)... named DSL Mid-Season All-Star.

YEAR	CLUB	AVG	G	AB	R	H	2B	3B	HR	RBI	SH	SF	HBP	BB	SO	SB	CS	SLG	OBP	OPS	E
2014	DSL Indians	.335	70	263	67	88	6	5	0	20	1	1	1	51	50	72	20	.395	.443	.838	3
2015	Mahoning Valley	.304	16	56	9	17	1	0	0	4	0	0	1	8	6	1	1	.321	.316	.637	2
	AZL Indians	.357	43	168	41	60	8	1	0	18	2	1	4	21	20	34	10	.417	.438	.855	1
2016	Mahoning Valley	.322	65	264	55	*85	8	3	0	16	5	0	0	24	51	28	9	.375	.378	.753	5
2017	Lake County	.229	44	153	15	35	4	1	0	8	1	2	0	13	31	12	4	.268	.286	.554	1
	AZL Indians	.278	10	36	4	10	2	0	0	2	0	1	1	2	4	3	3	.333	.316	.649	2
Minor Lge. Totals		.314	248	940	191	295	29	10	0	68	9	4	6	111	162	156	47	.366	.388	.754	14

MEJIA, Jean Carlos**RHP**

HEIGHT: 6-4 BATS: R
 WEIGHT: 205 THROWS: R
 SIGNED BY: Ramon Pena, Felix Nivar & Francisco Polanco

BORN: August 26, 1996 in Gaspar Hernandez, DR
 RESIDES: Gaspar Hernandez, DR
 OBTAINED: Non-Drafted Free Agent (11/29/13)

CAREER HIGHLIGHTS: 2017 - Led AZL Indians and finished 3rd in Arizona League with six saves...made 11 scoreless appearances for Mahoning Valley, striking out 31 batters in 22.2 innings of work (12.3 K-per-9.0IP).

YEAR	CLUB	W-L	ERA	G	GS	CG	SHO	SV	IP	H	R	ER	HR	HB	BB	SO	WP	BK	AVG	SLG	OBP
2014	DSL Indians	3-0	2.70	16	0	0	0	1	33.1	22	14	10	0	3	15	29	6	1	.182	.256	.288
2015	DSL Indians	4-3	1.37	19	0	0	0	1	39.1	30	17	6	1	4	12	25	7	0	.217	.268	.295
2016	DSL Indians	2-4	3.48	17	1	0	0	5	33.2	33	21	13	0	3	5	22	3	0	.239	.319	.279
2017	Mahoning Valley	1-0	0.00	11	0	0	0	3	22.2	6	0	0	0	2	5	31	5	0	.083	.097	.165
	AZL Indians	1-0	3.14	10	0	0	0	6	14.1	13	6	5	0	0	5	19	2	0	.228	.263	.290
Minor Lge. Totals		11-7	2.13	73	1	0	0	16	143.1	104	58	34	1	12	42	126	23	1	.198	.255	.271

MEJIA, Wilmer**RHP**

HEIGHT: 6-2 BATS: R
 WEIGHT: 170 THROWS: R
 SIGNED BY: Rigo De Los Santos & Jhonathan Leyba

BORN: January 15, 1999 in Bani, DR
 RESIDES: Bani, DR
 OBTAINED: Non-Drafted Free Agent (5/25/17)

YEAR	CLUB	W-L	ERA	G	GS	CG	SHO	SV	IP	H	R	ER	HR	HB	BB	SO	WP	BK	AVG	SLG	OBP
2017	DSL Co-op	0-3	4.79	10	7	0	0	0	41.1	54	28	22	4	4	6	29	5	0	.320	.485	.354

MENDOZA, Dante**RHP**

HEIGHT: 6-5 BATS: R
 WEIGHT: 186 THROWS: R
 SIGNED BY: Carlos Muniz
 SCHOOL: Torrance HS

BORN: December 16, 1998 in Torrance, CA
 RESIDES: Torrance, CA
 OBTAINED: 12th Round Selection by Indians in June, 2017 Draft

YEAR	CLUB	W-L	ERA	G	GS	CG	SHO	SV	IP	H	R	ER	HR	HB	BB	SO	WP	BK	AVG	SLG	OBP
2017	AZL Indians	0-0	6.00	3	2	0	0	0	3.0	5	6	2	0	1	2	2	0	0	.357	.571	.471

MEZA, Wuilson**RHP**

HEIGHT: 5-11
 WEIGHT: 170
 SIGNED BY: Ramon Pena, Koby Perez
 & Jose Stela

BATS: R
 THROWS: R

BORN: October 5, 1998 in Bobures, Venezuela
 RESIDES: Zuila, Bobures, Venezuela
 OBTAINED: Non-Drafted Free Agent (9/29/15)

YEAR	CLUB	W-L	ERA	G	GS	CG	SHO	SV	IP	H	R	ER	HR	HB	BB	SO	WP	BK	AVG	SLG	OBP
2016	DSL Indians	1-0	4.30	18	0	0	0	2	29.1	33	21	14	1	2	13	25	6	0	.292	.372	.369
2017	DSL Indians	1-0	2.33	14	0	0	0	3	27.0	16	11	7	1	2	16	21	3	0	.178	.289	.312
Minor Lge. Totals		2-0	3.36	32	0	0	0	5	56.1	49	32	21	2	4	29	46	9	0	.241	.335	.343

MILLER, Anthony**INF**

HEIGHT: 6-4
 WEIGHT: 240
 SIGNED BY: Steve Abney
 SCHOOL: Johnson County CC

BATS: L
 THROWS: R

BORN: October 4, 1994 in Kansas City, MO
 RESIDES: Stilwell, KS
 OBTAINED: 18th Round Selection by Indians in June, 2015 Draft

CAREER HIGHLIGHTS: 2015 - Led the AZL Indians with 19 RBI, 12 doubles and 3 home runs in his first professional season.

YEAR	CLUB	AVG	G	AB	R	H	2B	3B	HR	RBI	SH	SF	BB	BP	SO	SB	CS	SLG	OBP	OPS	E
2015	AZL Indians	.226	46	177	19	40	12	0	3	19	0	2	14	6	1	0	0	.345	.290	.635	9
2016	Lake County	.195	102	339	33	66	13	2	11	35	0	3	9	32	148	1	0	.342	.279	.622	13
2017	Lynchburg	.242	61	194	17	47	15	0	3	28	0	1	1	18	83	0	0	.366	.308	.674	4
Minor Lge. Totals		.215	209	710	69	153	40	2	17	82	0	4	12	64	299	2	0	.349	.290	.639	26

MINGO, Cameron**RHP**

HEIGHT: 6-4
 WEIGHT: 185
 SIGNED BY: N/A
 SCHOOL: Princeton

BATS: R
 THROWS: R

BORN: September 10, 1993 in Aurora, IL
 RESIDES: Eden Prairie, MN
 OBTAINED: Non-Drafted Free Agent (8/8/16)

YEAR	CLUB	W-L	ERA	G	GS	CG	SHO	SV	IP	H	R	ER	HR	HB	BB	SO	WP	BK	AVG	SLG	OBP
2016	AZL Indians	0-2	5.40	4	1	0	0	1	10.0	11	6	6	2	2	1	15	2	0	.268	.537	.318
2017	Lake County	0-2	2.55	5	1	0	0	0	17.2	19	10	5	1	0	4	3	1	0	.260	.397	.291
	Mahoning Valley	3-0	2.22	13	0	0	0	1	28.1	24	7	7	3	0	9	19	2	1	.242	.414	.303
Minor Lge. Totals		3-4	2.89	22	2	0	0	2	56.0	54	23	18	6	2	14	37	5	1	.254	.432	.302

MINIARD, Micah**RHP**

HEIGHT: 6-7
 WEIGHT: 195
 SIGNED BY: Junie Melendez

BATS: R
 THROWS: R

BORN: April 12, 1996 in Danville, KY
 RESIDES: Danville, KY
 OBTAINED: 8th Round Selection by Indians in June, 2014 Draft

YEAR	CLUB	W-L	ERA	G	GS	CG	SHO	SV	IP	H	R	ER	HR	HB	BB	SO	WP	BK	AVG	SLG	OBP
2014	AZL Indians	0-0	5.25	6	0	0	0	1	12.0	9	10	7	2	0	5	8	1	0	.196	.370	.275
2015	Mahoning Valley	0-1	14.29	2	2	0	0	0	5.2	11	9	9	1	3	3	1	0	0	.407	.630	.515
	AZL Indians	3-7	3.29	12	10	0	0	0	63.0	62	30	23	3	6	16	46	6	1	.252	.350	.313
2016	Lake County	0-2	4.15	8	8	0	0	0	39.0	40	22	18	2	1	19	25	7	0	.263	.362	.347
	Mahoning Valley	1-2	2.38	7	7	0	0	0	34.0	34	17	9	0	5	9	28	3	1	.264	.380	.336
2017	Lake County	4-#13	7.80	26	23	0	0	0	117.2	157	*109*	*102	21	*14	60	61	13	2	.320	.546	.407
Minor Lge. Totals		8-25	5.57	61	50	0	0	1	271.1	313	197	168	29	29	112	169	30	4	.287	.451	.367

MONTERO, Jean**OF**

HEIGHT: 5-11
 WEIGHT: 175
 SIGNED BY: Ramon Pena & Felix Nivar

BATS: R
 THROWS: R

BORN: February 26, 1999 in Santo Domingo, DR
 RESIDES: Santo Domingo, DR
 OBTAINED: Non-Drafted Free Agent (7/2/15)

YEAR	CLUB	AVG	G	AB	R	H	2B	3B	HR	RBI	SH	SF	BB	BP	SO	SB	CS	SLG	OBP	OPS	E
2016	DSL Indians	.226	52	159	33	36	5	3	2	8	3	1	6	28	41	15	6	.333	.361	.694	6
2017	DSL Indians	.272	54	147	43	40	9	2	3	13	1	0	7	29	39	14	6	.422	.415	.837	4
Minor Lge. Totals		.248	106	306	76	76	14	5	5	21	4	1	13	57	80	29	12	.376	.387	.763	10

MORGAN, Eli**RHP**

HEIGHT: 5-10
 WEIGHT: 190
 SIGNED BY: Conor Glassey
 SCHOOL: Gonzaga

BATS: R
 THROWS: R

BORN: May 13, 1996 in Torrance, CA
 RESIDES: Rancho Palos Verdes, CA
 OBTAINED: 8th Round Selection by Indians in June, 2017 Draft

CAREER HIGHLIGHTS: 2017 - Allowed just four earned runs across 35.0 innings for Mahoning Valley, and finished 2nd on the team with 58 strikeouts (14.91 K-per-9.0IP)...his 1.03 ERA was good for the 3rd-lowest mark in the New York-Penn League (min. 35.0IP)...named Best Changeup in Indians Farm System entering 2018 by *Baseball America*.

YEAR	CLUB	W-L	ERA	G	GS	CG	SHO	SV	IP	H	R	ER	HR	HB	BB	SO	WP	BK	AVG	SLG	OBP
2017	Mahoning Valley	3-2	1.03	13	5	0	0	0	35.0	24	9	4	0	0	9	58	2	0	.188	.266	.241

MORILLO, Sergio**RHP**

HEIGHT: 6-3 BATS: R BORN: September 13, 1999 in La Vega, DR
 WEIGHT: 190 THROWS: R RESIDES: Cotui, DR
 SIGNED BY: Rafael Espinal & Jhonathan Leyba OBTAINED: Non-Drafted Free Agent (6/13/17)

YEAR	CLUB	W-L	ERA	G	GS	CG	SHO	SV	IP	H	R	ER	HR	HB	BB	SO	WP	BK	AVG	SLG	OBP
2017	DSL Indians	0-3	5.79	6	1	0	0	0	9.1	10	9	6	1	2	8	7	2	0	.303	.545	.455
	DSL Co-op	0-1	189.00	1	1	0	0	0	0.1	4	7	7	0	1	2	0	3	0	.800	1.000	.875
Minor Lge. Totals		0-4	12.10	7	2	0	0	0	9.2	14	16	13	1	3	10	7	5	0	.368	.605	.518

MOTA, Juan**RHP**

HEIGHT: 6-4 BATS: R BORN: May 4, 1996 in Santo Domingo, DR
 WEIGHT: 190 THROWS: R RESIDES: Santo Domingo, DR
 SIGNED BY: Ramon Pena & Felix Nivar OBTAINED: Non-Draft Free Agent (7/6/15)

CAREER HIGHLIGHTS: 2017- Led the Arizona League with 73 strikeouts in 58.1 innings pitched (11.3 K-per-9.0IP)...also led the team in innings pitched, ranking 3rd in the AZL.

YEAR	CLUB	W-L	ERA	G	GS	CG	SHO	SV	IP	H	R	ER	HR	HB	BB	SO	WP	BK	AVG	SLG	OBP
2017	DSL Indians	5-4	3.15	13	13	0	0	0	60.0	50	32	21	0	12	28	41	9	0	.225	.257	.342
2017	AZL Indians	3-5	4.94	14	8	0	0	0	58.1	53	44	32	3	9	32	*73	19	3	.235	.332	.349
Minor Lge. Totals		8-9	4.03	27	21	0	0	0	118.1	103	76	53	3	21	60	114	28	3	.230	.295	.346

MURPHY, Taylor**INF/OF**

HEIGHT: 6-2 BATS: L BORN: November 3, 1992 in Visalia, CA
 WEIGHT: 200 THROWS: R RESIDES: Solano Beach, CA
 SIGNED BY: Don Lyle OBTAINED: 18th Round by Indians in June, 2014 Draft
 SCHOOL: University of the Pacific

CAREER HIGHLIGHTS: 2017- Missed the first four months of the season after tearing the UCL in his right thumb during spring training...2015- Led Lake County in walks (66) and ranked 2nd on the team in games (115) and runs (76)...2014 - Named to the New York-Penn League Mid-Season All-Star team...All-West Coast Conference Honorable Mention.

YEAR	CLUB	AVG	G	AB	R	H	2B	3B	HR	RBI	SH	SF	HBP	BB	SO	SB	CS	SLG	OBP	OPS	E
2014	Mahoning Valley	.262	53	187	23	49	9	1	3	23	0	2	4	26	37	1	1	.369	.361	.730	3
2015	Lake County	.258	115	407	76	105	21	0	8	51	4	4	4	66	98	3	4	.369	.364	.732	32
2016	Akron	.235	21	81	14	19	6	0	2	7	0	0	4	13	27	2	0	.383	.367	.750	0
	Lynchburg	.267	99	359	51	96	22	3	12	55	0	4	4	46	110	3	5	.446	.354	.799	4
2017	Akron	.203	25	79	13	16	1	0	3	13	0	0	4	13	29	3	1	.329	.344	.673	1
	AZL Indians	.304	7	23	3	7	0	1	0	3	0	0	1	2	4	0	0	.391	.385	.776	0
Minor Lge. Totals		.257	320	1136	180	292	59	5	28	152	4	10	21	166	305	12	11	.392	.360	.751	40

NASHED, Josh**RHP**

HEIGHT: 6-1 BATS: R BORN: June 8, 1996 in San Jose, CA
 WEIGHT: 195 THROWS: R RESIDES: San Jose, CA
 SIGNED BY: Don Lyle OBTAINED: 19th Round Selection by Indians in June, 2017 Draft
 SCHOOL: San Jose State

NELSON, Hosea**OF**

HEIGHT: 6-0 BATS: L BORN: November 22, 1996 in Detroit, MI
 WEIGHT: 210 THROWS: L RESIDES: Detroit, MI
 SIGNED BY: Blaze Lambert OBTAINED: 9th Round Selection by Indians in June, 2016 Draft
 SCHOOL: Clarendon JC (TX)

YEAR	CLUB	AVG	G	AB	R	H	2B	3B	HR	RBI	SH	SF	HBP	BB	SO	SB	CS	SLG	OBP	OPS	E
2016	AZL Indians	.222	30	99	15	22	4	2	2	11	0	1	2	11	45	13	0	.364	.310	.673	2
2017	Mahoning Valley	.240	42	129	18	31	8	1	1	7	0	0	4	8	50	9	0	.341	.305	.646	3
Minor Lge. Totals		.232	72	228	33	53	12	3	3	18	0	1	6	19	95	22	0	.351	.307	.658	5

NELSON, Kyle**LHP**

HEIGHT: 6-1 BATS: L BORN: July 8, 1996 in San Francisco, CA
 WEIGHT: 175 THROWS: L RESIDES: San Francisco, CA
 SIGNED BY: Carlos Muniz OBTAINED: 15th Round Selection by Indians in June, 2017 Draft
 SCHOOL: UC Santa Barbara

YEAR	CLUB	W-L	ERA	G	GS	CG	SHO	SV	IP	H	R	ER	HR	HB	BB	SO	WP	BK	AVG	SLG	OBP
2017	Mahoning Valley	3-2	2.48	19	0	0	0	4	29.0	21	12	8	3	2	8	40	3	0	.193	.321	.258

NOEL, Jhonkensy**INF**

HEIGHT: 6-1 BATS: R BORN: July 15, 2001 in San Pedro De Macoris, DR
 WEIGHT: 180 THROWS: R RESIDES: San Pedro De Macoris, DR
 SIGNED BY: Domingo Toribio & Jhonathan Leyba OBTAINED: Non-Drafted Free Agent (7/15/17)

NUNEZ, Kenny**LHP**

HEIGHT: 6-0
 WEIGHT: 165
 SIGNED BY: Ramon Pena, Felix Nivar & Rafael Espinal

BATS: L
 THROWS: L

BORN: February 29, 1996 in San Francisco De Macoris, DR
 RESIDES: San Francisco De Macoris, DR
 OBTAINED: Non-Drafted Free Agent (7/6/15)

CAREER HIGHLIGHTS: 2017- Missed the entire 2017 season with a left elbow injury that required surgery.

YEAR	CLUB	W-L	ERA	G	GS	CG	SHO	SV	IP	H	R	ER	HR	HB	BB	SO	WP	BK	AVG	SLG	OBP
2016	DSL Indians	1-0	2.57	5	0	0	0	0	7.0	1	3	2	0	0	4	9	0	0	.045	.091	.192
2017																					

INJURED -- DID NOT PLAY

OCA, Jose**RHP**

HEIGHT: 6-0
 WEIGHT: 150
 SIGNED BY: Ramon Pena, Koby Perez & Antonio Caballero

BATS: R
 THROWS: R

BORN: February 28, 1999 in Bolivar, Venezuela
 RESIDES: Bolivar, Venezuela
 OBTAINED: Non-Drafted Free Agent (9/29/15)

YEAR	CLUB	W-L	ERA	G	GS	CG	SHO	SV	IP	H	R	ER	HR	HB	BB	SO	WP	BK	AVG	SLG	OBP
2016	DSL Indians	1-2	3.82	17	2	0	0	1	37.2	38	21	16	0	4	10	32	3	0	.264	.347	.325
2017	DSL Indians	0-2	8.78	11	0	0	0	0	13.1	17	13	13	1	4	3	11	0	2	.315	.463	.393
Minor Lge. Totals		1-4	5.12	28	2	0	0	1	51.0	55	34	29	1	8	13	43	3	2	.278	.379	.344

ORLAN, RC**LHP**

HEIGHT: 6-0
 WEIGHT: 216
 SIGNED BY: N/A
 SCHOOL: North Carolina

BATS: R
 THROWS: L

BORN: September 28, 1990 in Glen Allen, VA
 RESIDES: Glen Allen, VA
 OBTAINED: Selected by Indians in 2017 Rule 5 Draft (12/14/17)

YEAR	CLUB	W-L	ERA	G	GS	CG	SHO	SV	IP	H	R	ER	HR	HB	BB	SO	WP	BK	AVG	SLG	OBP
2013	Auburn	1-5	3.65	13	11	0	0	0	56.2	54	27	23	2	4	22	47	2	1	.256	.341	.333
2014	Hagerstown	0-2	6.28	6	0	0	0	0	14.1	17	10	10	3	1	7	21	2	0	.288	.559	.373
	Auburn	1-0	4.19	17	0	0	0	1	34.1	35	17	16	4	3	11	37	5	1	.254	.406	.322
2015	Potomac	0-0	2.20	8	0	0	0	1	16.1	12	5	4	2	0	8	17	2	0	.203	.390	.299
	Hagerstown	3-1	3.23	27	1	0	0	4	55.2	53	24	20	3	0	20	68	9	0	.254	.359	.315
2016	Potomac	5-6	3.93	41	0	0	0	9	52.2	39	26	23	3	0	46	46	9	0	.211	.314	.365
2017	Harrisburg	1-3	5.09	25	0	0	0	0	23.0	26	14	13	5	1	10	24	0	0	.277	.511	.352
	Potomac	2-1	3.21	19	0	0	0	5	28.0	20	11	10	4	2	6	29	4	1	.196	.373	.255
Minor Lge. Totals		13-18	3.81	156	12	0	0	20	281.0	256	134	119	26	11	130	289	33	3	.242	.381	.329

OVIDO, Luis**RHP**

HEIGHT: 6-4
 WEIGHT: 170
 SIGNED BY: Ramon Pena, Koby Perez & Luis Camacho

BATS: R
 THROWS: R

BORN: May 15, 1999 in Lara, Venezuela
 RESIDES: Lara, Venezuela
 OBTAINED: Non-Drafted Free Agent (7/2/15)

CAREER HIGHLIGHTS: 2017 - Struck out 70 batters in just 51.2 innings of work (12.2 K-per-9.0IP), good for 2nd-most in the Arizona League.

YEAR	CLUB	W-L	ERA	G	GS	CG	SHO	SV	IP	H	R	ER	HR	HB	BB	SO	WP	BK	AVG	SLG	OBP
2016	DSL Indians	2-8	4.00	14	14	0	0	0	63.0	67	37	28	1	8	17	56	13	0	.276	.383	.342
2017	AZL Indians	4-2	7.14	14	7	0	0	0	51.2	62	49	41	2	8	22	70	10	2	.286	.392	.372
Minor Lge. Totals		6-10	5.42	28	21	0	0	0	114.2	129	86	69	3	16	39	126	23	2	.280	.387	.356

PALACIO, Gaspar**INF**

HEIGHT: 5-8
 WEIGHT: 155
 SIGNED BY: Arnold Elles & Koby Perez

BATS: S
 THROWS: R

BORN: March 2, 2000 in Cartagena, Colombia
 RESIDES: Cartagena, Colombia
 OBTAINED: Non-Drafted Free Agent (7/2/16)

YEAR	CLUB	AVG	G	AB	R	H	2B	3B	HR	RBI	SH	SF	HP	BB	SO	SB	CS	SLG	OBP	OPS	E
2017	DSL Indians	.169	23	83	9	14	3	1	1	6	0	0	1	11	29	2	3	.265	.274	.539	17
2017	DSL Co-op	.176	29	85	12	15	4	2	0	6	1	1	1	11	22	5	5	.271	.276	.546	17
Minor Lge. Totals		.173	52	168	21	29	7	3	1	12	1	1	2	22	51	7	8	.268	.275	.543	34

PANTOJA, Alexis

INF

HEIGHT: 5-11 BATS: S BORN: January 18, 1996 in Manati, PR
 WEIGHT: 150 THROWS: R RESIDES: Vega Alta, PR
 SIGNED BY: Mike Soper OBTAINED: 9th Round by Indians in June, 2014 Draft
 SCHOOL: PR Baseball Academy

YEAR	CLUB	AVG	G	AB	R	H	2B	3B	HR	RBI	SH	SF	HBP	BB	SO	SB	CS	SLG	OBP	OPS	E
2014	AZL Indians	.250	40	144	24	36	5	0	0	11	1	1	1	12	17	13	0	.285	.310	.595	10
2015	Mahoning Valley	.195	25	82	8	16	2	0	0	5	4	0	1	1	15	1	2	.220	.214	.434	5
	AZL Indians	.309	24	94	12	29	6	1	0	17	4	1	0	6	11	5	1	.394	.347	.740	6
2016	Mahoning Valley	.197	57	198	21	39	6	1	0	23	#8	2	1	7	23	5	3	.237	.226	.463	11
2017	Lake County	.251	83	303	34	76	11	0	2	21	5	2	0	15	51	10	2	.307	.284	.591	8
Minor Lge. Totals		.239	229	821	99	196	30	2	2	77	22	6	3	41	117	34	8	.287	.275	.563	40

PAPL, Mike

OF

HEIGHT: 6-2 BATS: L BORN: September 19, 1991 in Scranton, PA
 WEIGHT: 190 THROWS: R RESIDES: Tunkhannock, PA
 SIGNED BY: Bob Mayer OBTAINED: CB Round Phase A (38th overall) by Indians in June, 2014 Draft
 SCHOOL: University of Virginia

CAREER HIGHLIGHTS: *2016* - Named Carolina League Player of the Week from April 11-17 after hitting four homers in a five-game stretch...*2015* - Ranked 2nd for Lynchburg in games played (127) and doubles (34, 3rd in the Carolina League)...led CL in walks (81)...entered the 2016 season as the 19th-best prospect in the Indians organization (*Baseball America*)...*2014* - Earned Indians Minor League Player of the Week honors from August 18-24, at which point he had recorded either a hit or a walk in 15 of 17 contests, hitting .279 (17-61) with 11 RBI and 12 walks against over that span... named the 5th-best prospect and Best Strike-Zone Discipline in the Indians farm system entering 2015 (*Baseball America*).

YEAR	CLUB	AVG	G	AB	R	H	2B	3B	HR	RBI	SH	SF	HBP	BB	SO	SB	CS	SLG	OBP	OPS	E
2014	Lake County	.178	39	135	21	24	4	0	3	15	1	3	0	26	32	2	0	.274	.305	.579	1
	Mahoning Valley	.222	2	9	2	2	0	0	0	3	0	0	0	0	0	0	0	.222	.222	.444	1
2015	Lynchburg	.236	127	416	53	98	34	2	4	45	2	3	3	*81	118	6	7	.356	.362	.718	9
2016	Akron	.228	78	259	33	59	16	2	8	40	0	2	4	41	72	4	0	.398	.340	.738	1
	Lynchburg	.236	40	140	22	33	9	0	7	18	0	2	1	30	42	0	1	.450	.370	.820	4
2017	Columbus	.235	37	119	20	28	5	0	2	18	1	4	4	20	25	1	1	.328	.354	.681	0
	Akron	.267	87	296	50	79	13	0	10	37	2	2	2	50	61	5	2	.412	.374	.786	2
Minor Lge. Totals		.235	410	1374	201	323	81	4	34	176	6	16	14	248	350	18	11	.374	.354	.728	19

PARADES, Juan

RHP

HEIGHT: 6-3 BATS: R BORN: September 25, 1998 in San Pedro de Macoris, DR
 WEIGHT: 200 THROWS: R RESIDES: San Pedro de Macoris, DR
 SIGNED BY: Domingo Toribio, Felix Nivar OBTAINED: Non-Drafted Free Agent (7/2/16)
 & Koby Perez

YEAR	CLUB	W-L	ERA	G	GS	CG	SHO	SV	IP	H	R	ER	HR	HB	BB	SO	WP	BK	AVG	SLG	OBP
2016	DSL Indians	1-0	5.41	5	0	0	0	0	7.0	4	6	4	0	1	6	8	1	0	.174	.174	.355
2017	DSL Indians	1-0	2.14	13	0	0	0	1	18.2	10	8	5	1	3	5	15	6	0	.154	.231	.247
Minor Lge. Totals		2-0	3.16	18	0	0	0	1	25.2	14	14	9	1	4	11	23	7	0	.159	.216	.280

PASQUALE, Nick

RHP

HEIGHT: 6-0 BATS: R BORN: October 27, 1990 in Antioch, CA
 WEIGHT: 190 THROWS: R RESIDES: Walnut Creek, CA
 SIGNED BY: Don Lyle OBTAINED: 20th Round Selection by Indians in June, 2012 Draft
 SCHOOL: Diablo Valley College (CA)

CAREER HIGHLIGHTS: *2017* - Set a new career-high with 98 strikeouts over 103.1 innings (including 20 starts) in stints at three different levels...*2016* - Transitioned to a starter and made 22 starts between Lynchburg, Akron and Columbus...recorded a career-high 80 strikeouts...*2014* - Missed the season due to a shoulder strain...*2013* - Earned Minor League Pitcher of the Week from July 21-28 for a pair of scoreless starts...went 3-1 with a 2.78 ERA in 5 starts during the month of July.

YEAR	CLUB	W-L	ERA	G	GS	CG	SHO	SV	IP	H	R	ER	HR	HB	BB	SO	WP	BK	AVG	SLG	OBP
2012	Lake County	3-0	2.17	9	2	0	0	0	29.0	25	8	7	1	2	1	17	1	0	.238	.305	.259
	Mahoning Valley	0-0	4.32	4	0	0	0	1	8.1	9	4	4	0	0	1	7	0	0	.273	.303	.294
	AZL Indians	1-1	6.23	4	2	0	0	0	13.0	17	12	9	1	1	3	8	2	0	.321	.491	.362
2013	Carolina	6-7	3.97	20	20	0	0	0	102.0	118	56	45	6	9	29	51	4	1	.291	.398	.350
	Lake County	0-0	2.18	9	1	0	0	1	20.2	16	9	5	0	2	5	14	4	0	.208	.234	.271
2014	INJURED -- DID NOT PLAY																				
2015	Akron	0-0	0.00	1	0	0	0	0	3.0	0	0	0	0	0	0	2	0	0	.000	.000	.000
	Lynchburg	0-1	8.00	5	0	0	0	0	9.0	10	8	8	1	0	6	5	0	0	.294	.441	.400
	Lake County	4-2	3.10	40	0	0	2	61.0	68	21	21	1	2	20	49	4	3	.288	.360	.346	
2016	Columbus	1-0	0.00	1	1	0	0	0	6.2	2	0	0	0	2	3	2	0	0	.091	.136	.259
	Akron	4-7	4.22	13	13	0	0	0	70.1	73	36	33	4	2	32	53	3	0	.266	.398	.345
	Lynchburg	2-1	2.03	8	5	0	0	0	26.2	25	8	6	0	1	7	25	2	0	.250	.310	.306
2017	Columbus	0-1	0.00	1	1	0	0	0	3.2	4	3	0	0	0	2	3	0	0	.308	.308	.375
	Akron	3-8	5.90	19	16	0	0	0	82.1	85	58	54	10	7	39	74	5	0	.267	.447	.356
	Lynchburg	3-0	5.19	8	3	0	0	0	17.1	16	10	10	0	2	13	21	2	0	.250	.297	.388
Minor Lge. Totals		27-28	4.01	142	64	0	0	4	453.0	468	233	202	24	30	161	331	27	4	.269	.376	.338

PLAYER DEVELOPMENT

PAULINO, Dorsyss**OF/INF**

HEIGHT: 6-0 BATS: R BORN: November 21, 1994 in Bani, DR
 WEIGHT: 175 THROWS: R RESIDES: Bani, DR
 SIGNED BY: Ramon Pena, Claudio Brito OBTAINED: Non-Drafted Free Agent (7/21/11)
 & Felix Nivar

CAREER HIGHLIGHTS: 2017 - Earned first call-up to Double-A and spent the entire season at Akron...missed three weeks in August with a right wrist sprain. 2016 - Began season with Lynchburg and appeared in 21 games before being placed on the Disabled List with a left-wrist injury...required surgery on June 8 and returned to the AZL Indians on rehab assignment on July 17. 2015 - Named Midwest League Player of the Week from June 29-July 5 after batting .440 over 7 games with 6 RBI and 2 home runs...promoted to Lynchburg July 15 and named Carolina League Player of the Week July 27-Aug. 2 (.434 average with 5 runs scored)...named the 29th-best prospect in the Indians organization entering the 2016 season (*Baseball America*)...2013 - Entered the season ranked 3rd-best prospect in the organization according to *Baseball America*...ranked the 56th-best prospect in all of baseball in Keith Law's Top 100...rated Best Hitter for Average in the organization by *Baseball America*...2012 - Led the Indians PD System in batting (.333)...batted .355 with AZL Indians, the 2nd-highest in the league...named the 5th-best prospect in the AZL according to *Baseball America*.

YEAR	CLUB	AVG	G	AB	R	H	2B	3B	HR	RBI	SH	SF	HBP	BB	SO	SB	CS	SLG	OBP	OPS	E
2012	Mahoning Valley	.271	15	59	5	16	5	0	1	8	0	0	0	3	14	2	1	.407	.306	.713	5
	AZL Indians	.355	41	172	42	61	14	6	6	30	0	1	0	15	31	9	1	.610	.404	1.015	20
2013	Lake County	.246	120	476	56	117	28	3	5	46	11	1	5	30	91	12	7	.349	.297	.646	39
2014	Lake County	.251	113	427	51	107	25	5	3	35	3	6	33	101	5	6	.354	.311	.665	22	
2015	Lynchburg	.305	43	154	27	47	10	6	4	30	2	3	1	17	30	5	2	.526	.371	.897	3
	Lake County	.256	83	313	38	80	12	2	6	39	3	2	8	22	61	11	5	.364	.319	.683	1
2016	Lynchburg	.284	55	211	26	60	14	1	6	31	1	1	1	22	50	1	2	.445	.353	.799	5
	AZL Indians	.393	9	28	8	11	2	0	0	5	0	0	1	6	5	3	1	.464	.514	.979	0
2017	Akron	.257	94	315	37	81	12	2	6	37	2	3	4	42	76	6	2	.365	.349	.714	3
Minor Lge. Totals		.269	573	2155	290	580	122	25	37	261	22	14	26	190	459	54	27	.400	.334	.734	98

PAULINO, Joseph**INF**

HEIGHT: 5-11 BATS: R BORN: August 5, 2001 in Santo Domingo Este, DR
 WEIGHT: 165 THROWS: R RESIDES: Santo Domingo Este, DR
 SIGNED BY: Jhonathan Leyba OBTAINED: Non-Drafted Free Agent (8/5/17)

PAZ, Richard**INF**

HEIGHT: 5-7 BATS: L BORN: June 12, 2001 in Carabobo, Venezuela
 WEIGHT: 150 THROWS: R RESIDES: Carabobo, Venezuela
 SIGNED BY: Tony Caballero & Hernan Albornoz OBTAINED: Non-Drafted Free Agent (7/16/17)

PEGUERO, Luis**RHP**

HEIGHT: 6-1 BATS: R BORN: November 15, 1999 in El Valle, DR
 WEIGHT: 165 THROWS: R RESIDES: El Valle, DR
 SIGNED BY: Domingo Toribio & Jhonathan Leyba OBTAINED: Non-Drafted Free Agent (6/14/17)

YEAR	CLUB	W-L	ERA	G	GS	CG	SHO	SV	IP	H	R	ER	HR	HB	BB	SO	WP	BK	AVG	SLG	OBP
2017	DSL Indians	0-0	6.75	2	0	0	0	0	4.0	6	4	3	0	0	1	3	0	0	.333	.444	.368

PEOPLES, Michael**RHP**

HEIGHT: 6-5 BATS: R BORN: September 5, 1991 in Weatherford, TX
 WEIGHT: 195 THROWS: R RESIDES: Weatherford, TX
 SIGNED BY: Mark Allen OBTAINED: 14th Round Selection by Indians in June, 2012 Draft
 SCHOOL: Western Oklahoma State

CAREER HIGHLIGHTS: 2016 - Went 12-6 with a 3.68 ERA in 27 starts for Akron, tied for the most wins in the Eastern League...led the team and ranked 3rd in the league with 159.0 innings...made one start for Columbus and earned the win after allowing a pair of runs on 4 hits in 6.0 innings...his 13 total wins were tied for 2nd-most in the organization...165.0 total innings set new career-high and were the most among all Indians hurlers...2015 - Led Lynchburg hurlers with 11 wins, which ranked second in the Carolina League and fifth in the Indians Player Development System...posted a record of 6-1 with a 1.78 ERA (16ER/81.0IP) in 13 games after the All-Star break...named Indians Minor League Pitcher of the Month in August after going 4-0 with a 0.87 ERA (3ER/31.0IP)...2013 - Limited to just 19 games due to a right-shoulder injury.

YEAR	CLUB	W-L	ERA	G	GS	CG	SHO	SV	IP	H	R	ER	HR	HB	BB	SO	WP	BK	AVG	SLG	OBP
2012	Mahoning Valley	1-1	2.28	16	0	0	0	0	23.2	17	8	6	1	1	8	21	5	0	.200	.271	.277
2013	Carolina	1-4	5.27	8	8	0	0	0	41.0	45	30	24	5	2	13	35	4	1	.280	.491	.341
	Lake County	1-2	2.64	11	2	0	0	0	30.2	35	18	9	0	0	6	33	4	0	.282	.339	.311
2014	Carolina	7-8	4.34	26	17	0	0	0	101.2	106	58	49	7	3	42	101	17	1	.271	.381	.343
2015	Lynchburg	11-4	3.42	25	23	0	0	0	139.2	133	65	53	9	1	53	89	14	0	.254	.361	.321
2016	Columbus	1-0	3.00	1	1	0	0	0	6.0	4	2	2	0	0	2	3	0	0	.182	.273	.240
	Akron	#12-6	3.68	27	27	1	0	0	159.0	166	78	65	7	6	53	84	9	0	.275	.375	.337
2017	Columbus	1-4	7.15	8	7	1	0	0	39.0	60	34	31	4	1	18	18	4	1	.364	.521	.429
	Akron	2-5	5.58	9	9	0	0	0	50.0	61	33	31	7	1	14	30	0	0	.298	.507	.342
Minor Lge. Totals		37-34	4.11	131	94	2	0	0	590.2	627	326	270	40	15	209	414	57	3	.275	.396	.337

PERALTA, Wilfri**INF**

HEIGHT: 6-0 BATS: L
 WEIGHT: 155 THROWS: R
 SIGNED BY: Jhonathan Leyba

BORN: December 10, 2000 in Dajabon, DR
 RESIDES: Dajabon, DR
 OBTAINED: Non-Drafted Free Agent (7/2/17)

PEREDA, Leomar**RHP**

HEIGHT: 6-1 BATS: R
 WEIGHT: 160 THROWS: R
 SIGNED BY: Ramon Pena & Koby Perez

BORN: September 27, 1997 in Cumana, Venezuela
 RESIDES: Cumana, Venezuela
 OBTAINED: Non-Drafted Free Agent (9/4/14)

YEAR	CLUB	W-L	ERA	G	GS	CG	SHO	SV	IP	H	R	ER	HR	HB	BB	SO	WP	BK	AVG	SLG	OBP
2015	DSL Indians	2-1	3.71	16	1	0	0	3	26.2	26	14	11	0	5	15	19	3	1	.260	.320	.377
2016	DSL Indians	0-1	10.29	9	0	0	0	0	14.0	21	20	16	0	2	6	9	3	0	.323	.462	.397
2017	DSL Indians	1-2	4.00	12	0	0	0	0	18.0	16	12	8	0	0	13	15	4	0	.235	.279	.358
Minor Lge. Totals		3-4	5.37	37	1	0	0	3	58.2	63	46	35	0	7	34	43	10	1	.270	.348	.377

PEREZ, Derian**OF**

HEIGHT: 6-3 BATS: L
 WEIGHT: 175 THROWS: L
 SIGNED BY: Felix Nivar & Koby Perez

BORN: June 8, 2000 in Santo Domingo, DR
 RESIDES: Santo Domingo, DR
 OBTAINED: Non-Drafted Free Agent (9/27/16)

YEAR	CLUB	AVG	G	AB	R	H	2B	3B	HR	RBI	SH	SF	HBP	BB	SO	SB	CS	SLG	OBP	OPS	E
2017	DSL Co-op	.224	56	156	21	35	5	2	1	12	2	1	9	27	35	9	14	.301	.368	.669	6

PEREZ, Elvis**INF**

HEIGHT: 6-0 BATS: S
 WEIGHT: 165 THROWS: R
 SIGNED BY: Ramon Pena & Felix Nivar

BORN: January 10, 1996 in San Francisco de Macoris, DR
 RESIDES: San Francisco de Macoris, DR
 OBTAINED: Non-Drafted Free Agent (12/12/14)

YEAR	CLUB	AVG	G	AB	R	H	2B	3B	HR	RBI	SH	SF	HBP	BB	SO	SB	CS	SLG	OBP	OPS	E
2015	DSL Indians	.300	71	250	41	75	9	6	0	29	2	3	6	33	35	6	9	.384	.390	.774	15
2016	AZL Indians	.288	36	132	24	38	10	1	1	22	0	2	1	14	31	5	1	.402	.356	.757	23
2017	Lake County	.146	16	41	5	6	0	0	0	2	0	1	0	4	12	0	0	.146	.217	.364	1
	Mahoning Valley	.189	14	53	0	10	1	1	0	6	0	1	1	1	18	0	0	.245	.214	.460	4
Minor Lge. Totals		.271	137	476	70	129	20	8	1	59	2	7	8	52	96	11	10	.353	.348	.701	43

PEREZ, Eric**RHP**

HEIGHT: 6-6 BATS: R
 WEIGHT: 190 THROWS: R
 SIGNED BY: Felix Nivar & Koby Perez

BORN: July 27, 1997 in Azua, DR
 RESIDES: Azua, DR
 OBTAINED: Non-Drafted Free Agent (7/2/16)

YEAR	CLUB	W-L	ERA	G	GS	CG	SHO	SV	IP	H	R	ER	HR	HB	BB	SO	WP	BK	AVG	SLG	OBP
2016	DSL Indians	0-0	0.00	4	0	0	0	0	7.0	3	0	0	0	0	6	5	0	0	.120	.200	.290
2017	DSL Indians	2-0	0.00	2	0	0	0	0	8.0	3	0	0	0	0	7	7	0	1	.111	.111	.294
	DSL Co-op	0-4	9.88	12	4	0	0	0	27.1	42	38	30	0	1	35	20	6	1	.362	.483	.500
Minor Lge. Totals		2-4	6.38	18	4	0	0	0	42.1	48	38	30	0	1	48	32	6	2	.286	.381	.439

PEREZ, Francisco**LHP**

HEIGHT: 6-2 BATS: L
 WEIGHT: 195 THROWS: L
 SIGNED BY: Ramon Pena & Felix Nivar

BORN: July 20, 1997 in Loma De Cabrera, DR
 RESIDES: Santo Domingo Este, DR
 OBTAINED: Non-Drafted Free Agent (12/12/14)

CAREER HIGHLIGHTS: 2017 - Led Mahoning Valley with 15 starts, setting a new career-high with 74.0 innings pitched...went 1-0 with a 1.57 ERA over his final four starts...2016 - Led AZL Indians in innings (63.2), strikeouts (52) and T-1st in wins (5)...3rd-lowest ERA in the organization (2.69)...AZL Postseason All-Star.

YEAR	CLUB	W-L	ERA	G	GS	CG	SHO	SV	IP	H	R	ER	HR	HB	BB	SO	WP	BK	AVG	SLG	OBP
2015	DSL Indians	2-2	2.49	13	12	0	0	0	50.2	49	18	14	0	1	19	48	3	0	.254	.342	.322
2016	AZL Indians	5-1	2.69	12	7	0	0	0	*63.2	48	22	19	1	3	17	52	8	2	.203	.292	.266
2017	Mahoning Valley	4-4	3.28	15	15	0	--	0	74.0	67	41	27	5	2	28	48	7	0	.238	.363	.309
Minor Lge. Totals		11-7	2.87	40	34	0	0	0	188.1	164	81	60	6	6	64	148	18	2	.231	.334	.299

PERSINGER, Dillon**INF**

HEIGHT: 5-11 BATS: R
 WEIGHT: 180 THROWS: R
 SIGNED BY: Mike Bradford
 SCHOOL: Cal State Fullerton

BORN: January 31, 1996 in Fountain Valley, CA
 RESIDES: Fountain Valley, CA
 OBTAINED: 18th Round Selection by Indians in June, 2017 Draft

YEAR	CLUB	AVG	G	AB	R	H	2B	3B	HR	RBI	SH	SF	HBP	BB	SO	SB	CS	SLG	OBP	OPS	E
2017	Mahoning Valley	.208	22	72	9	15	4	0	2	4	2	1	4	9	22	1	1	.347	.326	.673	3

PLANCHART, Victor**C**

HEIGHT: 5-8 BATS: S BORN: May 17, 2001 in Anzoategui, Venezuela
 WEIGHT: 165 THROWS: R RESIDES: Anzoategui, Venezuela
 SIGNED BY: Tony Caballero & Hernan Albornoz OBTAINED: Non-Drafted Free Agent (8/10/17)

PLANEZ, Alexfri**OF**

HEIGHT: 6-2 BATS: R BORN: August 17, 2001 in Caracas, Venezuela
 WEIGHT: 180 THROWS: R RESIDES: Caracas, Venezuela
 SIGNED BY: Hernan Albornoz OBTAINED: Non-Drafted Free Agent (8/17/17)

PLESAC, Zach**RHP**

HEIGHT: 6-2 BATS: R BORN: Crown Point, IN
 WEIGHT: 200 THROWS: R RESIDES: Crown Point, IN
 SIGNED BY: Junie Melendez OBTAINED: 12th Round Selection by Indians in June, 2016 Draft
 SCHOOL: Ball State

CAREER HIGHLIGHTS: 2017 - Allowed just four runs over 26.0 innings (7 starts) for Mahoning Valley before earning a call-up to Lake County...across both levels, opposing batters hit just .186. 2016 - Underwent reconstructive right elbow surgery in April...Nephew of former MLB pitcher, Dan Plesac.

YEAR	CLUB	W-L	ERA	G	GS	CG	SHO	SV	IP	H	R	ER	HR	HB	BB	SO	WP	BK	AVG	SLG	OBP
2016		INJURED -- DID NOT PLAY																			
2017	Lake County	1-1	3.60	6	6	0	0	0	25.0	19	11	10	2	3	6	19	2	1	.211	.322	.277
	Mahoning Valley	0-1	1.38	8	7	0	--	0	26.0	14	4	4	0	3	8	31	2	3	.161	.218	.255
	Minor Lge. Totals	1-2	2.47	14	13	0	0	0	51.0	33	15	14	2	6	14	50	4	4	.186	.271	.266

POLANCO, Anderson**LHP**

HEIGHT: 6-3 BATS: L BORN: September 6, 1992 in Santo Domingo, DR
 WEIGHT: 190 THROWS: L RESIDES: Santo Domingo, DR
 SIGNED BY: Ramon Pena & Felix Nivar OBTAINED: Non-Drafted Free Agent (2/21/11)

CAREER HIGHLIGHTS: 2013 - Made 12 relief appearances for the AZL Indians, going 2-0 with a 1.78 ERA...owned 2nd-lowest average against (.169) and 2nd-best strikeout rate (13.14) among all Arizona League relievers (.169).

YEAR	CLUB	W-L	ERA	G	GS	CG	SHO	SV	IP	H	R	ER	HR	HB	BB	SO	WP	BK	AVG	SLG	OBP
2011	DSL Indians	3-4	1.77	13	12	0	0	0	61.0	38	16	12	2	6	32	63	3	1	.180	.242	.303
2012	AZL Indians	1-2	6.35	12	0	0	0	0	22.2	24	20	16	5	1	21	26	5	1	.273	.534	.418
2013	Lake County	1-2	5.02	8	0	0	0	0	14.1	9	10	8	3	0	13	23	1	0	.167	.389	.324
	AZL Indians	2-0	1.78	12	0	0	0	0	25.1	15	7	5	0	0	13	37	3	2	.169	.225	.272
2014	Lake County	3-0	1.95	19	6	0	0	0	50.2	32	16	11	1	0	17	62	2	1	.178	.244	.247
2015	Lake County	8-8	4.14	26	26	0	0	0	126.0	123	67	58	7	5	58	119	14	2	.256	.363	.341
2016	Akron	1-5	8.06	6	5	0	0	0	22.1	29	22	20	2	0	14	21	2	0	.322	.489	.406
	Lynchburg	4-2	4.53	13	8	0	0	1	55.2	52	36	28	3	2	30	59	11	1	.249	.378	.349
2017	AZL Indians	0-1	6.00	4	2	0	0	0	3.0	2	3	2	0	0	5	4	3	0	.182	.273	.438
	Minor Lge. Totals	23-24	3.78	113	59	0	0	1	381.0	324	197	160	23	14	203	414	44	8	.229	.342	.330

PUJOLS, Henry**INF**

HEIGHT: 6-3 BATS: R BORN: December 10, 1998 in Santo Domingo, DR
 WEIGHT: 195 THROWS: R RESIDES: Santo Domingo, DR
 SIGNED BY: Ramon Pena, Felix Nivar & Marcelino Vallejo OBTAINED: Non-Drafted Free Agent (7/2/15)

CAREER HIGHLIGHTS: 2017 - Led the AZL Indians in a number of categories, including games played, hits, home runs, RBI, runs scored and doubles...his eight homers were tied for 3rd in the Arizona League.

YEAR	CLUB	AVG	G	AB	R	H	2B	3B	HR	RBI	SH	SF	HBP	BB	SO	SB	CS	SLG	OBP	OPS	E
2016	DSL Indians	.168	54	184	26	31	9	5	4	17	0	2	8	26	75	4	0	.337	.295	.632	18
2017	AZL Indians	.239	52	180	35	43	13	0	8	29	0	1	8	11	77	0	1	.444	.310	.754	19
	Minor Lge. Totals	.203	106	364	61	74	22	5	12	46	0	3	16	37	152	4	1	.390	.302	.692	37

RAMIREZ, Jerson**RHP**

HEIGHT: 6-1 BATS: R BORN: Sabana Grande de Boya, DR
 WEIGHT: 185 THROWS: R RESIDES: Sabana Grande de Boya, DR
 SIGNED BY: Domingo Toribio & Jhonathan Leyba OBTAINED: Non-Drafted Free Agent (8/10/17)

RAMIREZ, Micael**C**

HEIGHT: 5-11 BATS: R BORN: June 8, 1999 in Miranda, Venezuela
 WEIGHT: 170 THROWS: R RESIDES: Miranda, Venezuela
 SIGNED BY: Rigo De Los Santos & Jhonathan Leyba OBTAINED: Non-Drafted Free Agent (5/29/17)

YEAR	CLUB	AVG	G	AB	R	H	2B	3B	HR	RBI	SH	SF	HBP	BB	SO	SB	CS	SLG	OBP	OPS	E
2017	DSL Co-op	.304	23	79	15	24	8	1	0	14	0	0	1	8	10	0	0	.430	.375	.805	5

REEVES, Mitch**OF**

HEIGHT: 6-2

BATS: R

BORN: November 18, 1994 in Merritt Island, FL

WEIGHT: 215

THROWS: R

RESIDES: Winter Springs, FL

SIGNED BY: Steffan Segui

OBTAINED: 32nd Round Selection by Indians in June, 2017 Draft

SCHOOL: Florida Southern

CAREER HIGHLIGHTS: 2017 - Led the AZL Indians in walks and finished 2nd on the club in hits...finished his first professional season with a September call-up to Mahoning Valley, where he hit safely in all three of his appearances.

YEAR	CLUB	AVG	G	AB	R	H	2B	3B	HR	RBI	SH	SF	HBP	BB	SO	SB	CS	SLG	OBP	OPS	E
2017	Mahoning Valley	.500	3	8	0	4	1	0	0	1	0	0	1	3	1	0	0	.625	.667	1.292	0
	AZL Indians	.291	43	134	18	39	8	0	4	19	1	1	23	42	2	3	.440	.396	.837	4	
	Minor Lge. Totals	.303	46	142	18	43	9	0	4	20	1	1	2	26	43	2	3	.451	.415	.866	4

RIVERA, Michael**C**

HEIGHT: 5-10

BATS: R

BORN: December 12, 1995 in St. Petersburg, FL

WEIGHT: 200

THROWS: R

RESIDES: Venice, FL

SIGNED BY: Steffan Segui

OBTAINED: 6th Round Selection by Indians in June, 2017 Draft

SCHOOL: Florida

YEAR	CLUB	AVG	G	AB	R	H	2B	3B	HR	RBI	SH	SF	HBP	BB	SO	SB	CS	SLG	OBP	OPS	E
2017	Mahoning Valley	.170	15	47	6	8	3	0	0	4	1	1	1	3	12	0	0	.234	.231	.465	1

ROBINSON, Jared**RHP**

HEIGHT: 6-0

BATS: R

BORN: November 20, 1994 in Bellflower, CA

WEIGHT: 190

THROWS: R

RESIDES: West Covina, CA

SIGNED BY: Ryan Thompson

OBTAINED: 11th Round Selection by Indians in June, 2014 Draft

COLLEGE: Cerritos JC

CAREER HIGHLIGHTS: 2015 - Ranked 2nd with 42 strikeouts for Mahoning Valley...logged a team-high 74.2 innings of work in his first stint as a starting pitcher and recorded a 3.25 ERA, the 5th-lowest in the Indians Player Development System.

YEAR	CLUB	W-L	ERA	G	GS	CG	SHO	SV	IP	H	R	ER	HR	HB	BB	SO	WP	BK	AVG	SLG	OBP
2014	AZL Indians	0-2	1.23	9	0	0	0	0	22.0	14	7	3	0	0	7	19	3	0	.177	.190	.241
2015	Mahoning Valley	2-4	3.25	14	14	0	0	0	74.2	76	32	27	4	2	23	42	6	0	.262	.362	.320
2016	Lynchburg	3-5	6.15	9	3	0	0	0	41.0	50	29	28	5	0	13	21	4	0	.301	.488	.352
	Lake County	2-2	5.63	18	2	0	0	2	62.1	80	40	39	7	2	21	50	8	0	.302	.460	.358
2017	Lynchburg	3-4	3.86	35	4	0	0	3	60.2	60	29	26	4	3	26	39	7	0	.264	.366	.346
	Minor Lge. Totals	10-17	4.25	85	23	0	0	5	260.2	280	137	123	20	7	90	171	28	0	.273	.395	.335

ROCCHIO, Brayán**INF**

HEIGHT: 5-10

BATS: S

BORN: January 13, 2001 in Caracas, Venezuela

WEIGHT: 150

THROWS: R

RESIDES: Caracas, Venezuela

SIGNED BY: Jhonathan Leyba

OBTAINED: Non-Drafted Free Agent (7/2/17)

RODRIGUEZ, Henry**INF**

HEIGHT: 6-2

BATS: R

BORN: March 26, 1999 in San Cristobal, DR

WEIGHT: 190

THROWS: R

RESIDES: San Cristobal, DR

SIGNED BY: Ramon Pena & Felix Nivar

OBTAINED: Non-Drafted Free Agent (9/23/15)

YEAR	CLUB	AVG	G	AB	R	H	2B	3B	HR	RBI	SH	SF	HBP	BB	SO	SB	CS	SLG	OBP	OPS	E
2016	DSL Indians	.162	25	74	6	12	0	0	0	4	0	0	3	10	36	0	1	.162	.287	.450	0
2017	DSL Indians	.067	6	15	2	1	0	0	0	0	0	0	1	4	8	1	0	.067	.300	.362	0
	Minor Lge. Totals	.146	31	89	8	13	0	0	0	4	0	0	4	14	44	1	1	.146	.289	.435	0

RODRIGUEZ, Jason**C**

HEIGHT: 5-11

BATS: R

BORN: January 11, 1995 in Santiago, DR

WEIGHT: 180

THROWS: R

RESIDES: Santiago, DR

SIGNED BY: Ramon Pena & Felix Nivar

OBTAINED: Non-Drafted Free Agent (7/16/13)

YEAR	CLUB	AVG	G	AB	R	H	2B	3B	HR	RBI	SH	SF	HBP	BB	SO	SB	CS	SLG	OBP	OPS	E
2014	DSL Indians	.200	49	140	13	28	4	0	1	18	1	4	4	9	16	1	0	.250	.261	.511	9
2015	AZL Indians	.193	21	57	5	11	1	0	0	3	0	2	0	2	15	0	0	.211	.213	.424	0
2016	AZL Indians	.205	24	78	7	16	2	0	0	12	1	2	2	3	18	0	0	.231	.247	.478	4
2017	Mahoning Valley	.202	31	104	10	21	4	1	2	8	0	1	0	5	25	0	0	.317	.236	.554	4
	Minor Lge. Totals	.201	125	379	35	76	11	1	3	41	2	9	6	19	74	1	0	.259	.244	.503	17

RODRIGUEZ, Jhan**INF**

HEIGHT: 6-0 BATS: R BORN: July 2, 1998 in Moca, DR
 WEIGHT: 165 THROWS: R RESIDES: Moca, DR
 SIGNED BY: Felix Nivar & Koby Perez OBTAINED: Non-Drafted Free Agent (3/23/16)

YEAR	CLUB	AVG	G	AB	R	H	2B	3B	HR	RBI	SH	SF	HBP	BB	SO	SB	CS	SLG	OBP	OPS	E
2016	DSL Indians	.214	51	159	14	34	8	1	1	10	0	0	6	9	42	4	3	.296	.282	.577	21
2017	AZL Indians	.121	28	91	5	11	0	0	0	5	0	2	1	2	44	1	1	.121	.146	.267	6
Minor Lge. Totals		.180	79	250	19	45	8	1	1	15	0	2	7	11	86	5	4	.232	.233	.465	27

RODRIGUEZ, Johnathan**OF**

HEIGHT: 6-3 BATS: S BORN: November 4, 1999 in Bayamon, PR
 WEIGHT: 180 THROWS: R RESIDES: Toa Baja, PR
 SIGNED BY: Juan Alvarez OBTAINED: Non-Drafted Free Agent (6/23/17)

CAREER HIGHLIGHTS: 2017 - Named Best Outfield Arm in Indians Farm System entering 2018 by *Baseball America*.

YEAR	CLUB	AVG	G	AB	R	H	2B	3B	HR	RBI	SH	SF	HBP	BB	SO	SB	CS	SLG	OBP	OPS	E
2017	AZL Indians	.250	31	96	13	24	4	2	0	11	1	1	0	21	23	0	1	.333	.381	.715	3

RODRIGUEZ, Jorma**INF**

HEIGHT: 5-10 BATS: R BORN: March 25, 1996 in Palo Negro, Venezuela
 WEIGHT: 150 THROWS: R RESIDES: Cagua, Venezuela
 SIGNED BY: Ramon Pena & Antonio Caballero OBTAINED: Non-Drafted Free Agent (7/19/12)

YEAR	CLUB	AVG	G	AB	R	H	2B	3B	HR	RBI	SH	SF	HBP	BB	SO	SB	CS	SLG	OBP	OPS	E
2013	DSL Indians	.201	55	199	28	40	7	2	0	14	5	0	2	27	37	8	4	.256	.303	.559	17
2014	DSL Indians	.330	61	197	45	65	9	3	1	33	9	3	3	46	30	13	11	.421	.458	.879	12
2015	AZL Indians	.160	26	81	7	13	2	0	0	8	2	1	3	8	19	3	1	.185	.258	.443	7
2016	Mahoning Valley	.213	18	61	9	13	4	0	1	5	1	0	2	5	16	0	0	.328	.294	.622	3
	AZL Indians	.357	22	84	17	30	2	3	1	15	0	2	1	8	13	7	0	.488	.411	.899	6
2017	Akron	.238	7	21	2	5	0	0	0	0	1	0	0	0	6	0	0	.238	.238	.476	2
	Lynchburg	.286	4	7	1	2	1	0	0	3	1	0	0	0	1	0	0	.429	.286	.714	0
	Lake County	.201	88	294	39	59	14	2	3	16	4	2	4	23	78	8	8	.293	.266	.559	8
Minor Lge. Totals		.240	281	944	148	227	39	10	6	94	23	8	15	117	200	39	24	.322	.332	.654	55

RODRIGUEZ, Skelling**OF**

HEIGHT: 6-0 BATS: L BORN: February 26, 2001 in Santiago, DR
 WEIGHT: 175 THROWS: R RESIDES: Santiago, DR
 SIGNED BY: Anthony Roa & Jhonathan Leyba OBTAINED: Non-Drafted Free Agent (9/1/17)

ROLETTE, Joshua**C**

HEIGHT: 5-11 BATS: L BORN: May 21, 1996 in Kansas City, MO
 WEIGHT: 195 THROWS: R RESIDES: Shawnee, OK
 SIGNED BY: Steve Abney OBTAINED: 39th Round Selection by Indians in June, 2017 Draft
 SCHOOL: Kansas State

YEAR	CLUB	AVG	G	AB	R	H	2B	3B	HR	RBI	SH	SF	HBP	BB	SO	SB	CS	SLG	OBP	OPS	E
2017	AZL Indians	.333	5	12	3	4	1	0	0	1	0	0	0	2	0	0	0	.417	.429	.845	0

SALTERS, Daniel**C**

HEIGHT: 6-3 BATS: L BORN: February 5, 1993 in Elizabethton, TN
 WEIGHT: 210 THROWS: R RESIDES: Eufaula, OK
 SIGNED BY: Blaze Lambert OBTAINED: Non-Drafted Free Agent (6/12/15)
 SCHOOL: Dallas Baptist

CAREER HIGHLIGHTS: 2015 - Named a New York-Penn League Midseason All-Star...hit safely in 12 consecutive games from July 13-Aug. 1...ranked 3rd for Mahoning Valley in RBI with 26.

YEAR	CLUB	AVG	G	AB	R	H	2B	3B	HR	RBI	SH	SF	HBP	BB	SO	SB	CS	SLG	OBP	OPS	E
2015	Lynchburg	.250	1	4	1	1	0	0	0	0	0	0	0	0	1	0	0	.250	.250	.500	0
	Mahoning Valley	.279	47	179	14	50	8	0	2	26	0	1	2	12	36	0	1	.358	.330	.687	5
2016	Akron	.235	38	136	15	32	9	0	1	17	2	0	2	10	39	0	0	.324	.297	.621	2
	Lynchburg	.281	48	167	22	47	7	0	4	17	2	1	2	20	35	1	0	.395	.363	.758	5
2017	Akron	.200	4	10	3	2	1	0	0	1	0	1	1	1	2	0	0	.300	.308	.608	0
	Lynchburg	.197	90	314	36	62	13	1	5	30	3	4	4	24	86	0	0	.293	.260	.553	5
Minor Lge. Totals		.240	228	810	91	194	38	1	12	91	7	7	11	67	199	1	1	.333	.304	.637	17

SANCHEZ, Wilton**RHP**

HEIGHT: 6-4 BATS: R BORN: September 8, 1998 in Castanuela, DR
 WEIGHT: 175 THROWS: R RESIDES: Castanuela, DR
 SIGNED BY: Anthony Roa & Jhonathan Leyba OBTAINED: Non-Drafted Free Agent (6/14/17)

YEAR	CLUB	W-L	ERA	G	GS	CG	SHO	SV	IP	H	R	ER	HR	HB	BB	SO	WP	BK	AVG	SLG	OBP
2017	DSL Indians	2-2	2.29	13	2	0	0	1	35.1	23	11	9	0	3	13	39	2	1	.185	.234	.279

SANTANA, Christophers**RHP**

HEIGHT: 6-1 BATS: R BORN: February 26, 1998 in San Pedro de Macoris, DR
 WEIGHT: 195 THROWS: R RESIDES: San Pedro de Macoris, DR
 SIGNED BY: Ramon Pena, Koby Perez & Domingo Toribio OBTAINED: Minor League Free Agent (2/23/15)

YEAR	CLUB	W-L	ERA	G	GS	CG	SHO	SV	IP	H	R	ER	HR	HB	BB	SO	WP	BK	AVG	SLG	OBP
2015	DSL Indians	1-1	21.00	7	0	0	0	0	6.0	8	14	14	0	5	15	7	5	0	.333	.500	.609
2016	DSL Indians	1-1	2.97	16	0	0	0	0	30.1	25	12	10	1	4	29	22	11	1	.231	.306	.403
2017	DSL Indians	0-2	5.97	16	0	0	0	0	28.2	34	25	19	1	6	17	26	4	2	.309	.436	.422
Minor Lge. Totals		2-4	5.95	39	0	0	0	0	65.0	67	51	43	2	15	61	55	20	3	.277	.384	.440

SANTIAGO, Wilbis**INF**

HEIGHT: 6-0 BATS: L BORN: January 20, 1996 in Cotui, DR
 WEIGHT: 180 THROWS: R RESIDES: Santo Domingo, DR
 SIGNED BY: Ramon Pena & Felix Nivar OBTAINED: Non-Drafted Free Agent (1/9/15)

YEAR	CLUB	AVG	G	AB	R	H	2B	3B	HR	RBI	SH	SF	HBP	BB	SO	SB	CS	SLG	OBP	OPS	E
2015	DSL Indians	.274	47	146	22	40	2	3	0	10	0	2	4	16	19	7	0	.329	.357	.686	3
2016	DSL Indians	.320	39	125	19	40	6	2	1	17	0	1	8	5	10	5	1	.424	.381	.805	6
2017	AZL Indians	.287	30	101	11	29	8	1	1	14	1	2	3	3	12	3	2	.416	.321	.737	3
	DSL Indians	.333	11	42	8	14	3	2	0	5	0	1	2	0	5	1	0	.500	.356	.856	0
Minor Lge. Totals		.297	127	414	60	123	19	8	2	46	1	6	17	24	46	16	3	.396	.356	.752	12

SANTOS, Luis**RHP**

HEIGHT: 6-4 BATS: R BORN: September 18, 1994 in Salcedo, DR
 WEIGHT: 180 THROWS: R RESIDES: Pimentel, DR
 SIGNED BY: Ramon Pena, Felix Nivar & Rafael Espinal OBTAINED: Non-Drafted Free Agent (10/27/14)

YEAR	CLUB	W-L	ERA	G	GS	CG	SHO	SV	IP	H	R	ER	HR	HB	BB	SO	WP	BK	AVG	SLG	OBP
2015	DSL Indians	2-0	3.66	13	11	0	0	0	51.2	51	25	21	1	3	16	33	1	0	.254	.338	.315
2016	AZL Indians	0-2	6.21	16	0	0	0	1	29.0	34	24	20	2	7	6	33	6	0	.288	.449	.356
	DSL Indians	0-2	3.00	3	0	0	0	0	6.0	7	3	2	1	2	1	3	0	1	.280	.440	.357
2017	Mahoning Valley	0-0	9.00	2	0	0	--	0	2.0	3	2	2	1	0	1	3	1	0	.333	.778	.400
	AZL Indians	0-0	9.00	5	0	0	0	0	6.0	11	8	6	1	1	5	7	2	0	.407	.593	.515
Minor Lge. Totals		2-4	4.85	39	11	0	0	1	94.2	106	62	51	6	13	29	79	10	1	.279	.408	.348

SCHEFTZ, Jordan**RHP**

HEIGHT: 6-3 BATS: R BORN: August 31, 1995 in North York, Canada
 WEIGHT: 190 THROWS: R RESIDES: Irvine, CA
 SIGNED BY: Steffan Segui OBTAINED: 23rd Round Selection by Indians in June, 2017 Draft
 SCHOOL: Central Florida

YEAR	CLUB	W-L	ERA	G	GS	CG	SHO	SV	IP	H	R	ER	HR	HB	BB	SO	WP	BK	AVG	SLG	OBP
2017	AZL Indians	1-2	6.33	19	0	0	0	0	27.0	30	20	19	0	3	15	31	11	0	.283	.377	.378

SCOLAMIERO, Clark**OF**

HEIGHT: 6-0 BATS: L BORN: January 24, 1996 in Augusta, GA
 WEIGHT: 175 THROWS: L RESIDES: Simpsonville, SC
 SIGNED BY: David Compton OBTAINED: 22nd Round Selection by Indians in June, 2017 Draft
 SCHOOL: South Carolina

YEAR	CLUB	AVG	G	AB	R	H	2B	3B	HR	RBI	SH	SF	HBP	BB	SO	SB	CS	SLG	OBP	OPS	E
2017	Mahoning Valley	.246	42	122	21	30	4	1	0	12	0	0	3	16	36	6	2	.295	.348	.643	0

PLAYER DEVELOPMENT

SEVER, Joe**INF**

HEIGHT: 6-0 BATS: R BORN: August 12, 1990 in San Jose, CA
 WEIGHT: 205 THROWS: R RESIDES: San Jose, CA
 SIGNED BY: Vince Sagisi OBTAINED: 21st Round Selection by Indians in June, 2012 Draft
 SCHOOL: Pepperdine University

CAREER HIGHLIGHTS: *2017* - Spent most of the season at Akron, where he compiled the 5th-highest organizational average (.283) and finished T-3rd among Tribe minor leaguers with 125 hits...*2015* - Set a single-season career-high in home runs (12)...*2014* - Missed part of the season due to a broken left hand...*2013* - Tallied 22-game on-base streak from June 16-July 12, where he hit .321 (26-81) with 8 extra-base hits and 12 RBI...Minor League Player of the Week from May 29-June 4...*2012* - New York-Penn League All-Star team...nephew of NFL HOF QB and exec John Elway.

YEAR	CLUB	AVG	G	AB	R	H	2B	3B	HR	RBI	SH	SF	BB	BP	SO	SB	CS	SLG	OBP	OPS	E
2012	Mahoning Valley	.274	46	164	16	45	10	1	1	20	0	1	4	21	37	1	2	.366	.368	.734	5
2013	Carolina	.316	21	76	11	24	4	0	0	6	0	0	1	5	10	1	0	.368	.366	.734	2
	Lake County	.272	101	386	48	105	25	2	7	58	1	3	5	32	80	3	3	.402	.333	.735	10
2014	Carolina	.263	72	270	34	71	10	0	3	36	2	5	9	30	47	2	0	.333	.350	.684	7
2015	Akron	.219	30	105	8	23	3	0	2	13	1	1	0	7	25	0	0	.305	.265	.570	2
	Lynchburg	.264	82	296	41	78	17	2	10	41	0	2	5	17	59	1	0	.436	.313	.749	7
2016	Akron	.251	114	419	44	105	20	1	4	35	4	2	7	24	111	2	2	.332	.301	.633	21
2017	Columbus	.500	2	2	2	1	0	0	0	0	0	0	1	0	1	0	0	.500	.667	1.167	0
	Akron	.282	118	440	46	124	21	2	7	54	0	5	4	32	82	5	2	.386	.333	.719	13
Minor Lge. Totals		.267	586	2158	250	576	110	8	34	263	8	19	36	168	452	15	9	.373	.328	.700	67

SIRI, Dalbert**RHP**

HEIGHT: 6-2 BATS: R BORN: July 19, 1995 in Moca, DR
 WEIGHT: 190 THROWS: R RESIDES: Moca, DR
 SIGNED BY: Ramon Pena, Felix Nivar OBTAINED: Non-Drafted Free Agent (11/6/14)
 & Rafael Espinal

CAREER HIGHLIGHTS: *2017* - Spent the full season as Lake County's closer, finishing 2nd in the Indians organization and 3rd in the Midwest League with 14 saves...posted a 2.29 first-half ERA and was named a MWL Midseason All-Star...*2016* - Went 1-1 with 4 saves and 4.13 ERA in 17 relief appearances for AZL Indians...struck out 36 batters in 24.0 innings pitched for a rate of 13.5 strikeouts-per-9.0 innings.

YEAR	CLUB	W-L	ERA	G	GS	CG	SHO	SV	IP	H	R	ER	HR	HB	BB	SO	WP	BK	AVG	SLG	OBP
2015	DSL Indians	2-3	2.72	16	5	0	0	1	36.1	27	13	11	1	3	20	29	2	0	.209	.279	.323
2016	Mahoning Valley	0-0	0.00	2	0	0	0	0	5.0	1	0	0	0	0	3	7	1	0	.071	.071	.235
	AZL Indians	1-1	4.13	17	0	0	0	4	24.0	18	13	11	0	5	10	36	4	0	.200	.256	.311
2017	Lake County	1-2	3.10	39	0	0	0	14	40.2	29	19	14	1	8	26	64	5	0	.192	.272	.341
Minor Lge. Totals		4-6	3.06	74	5	0	0	19	106.0	75	45	36	2	16	59	136	12	0	.195	.263	.324

SOTELDO, Victor**RHP**

HEIGHT: 6-1 BATS: R BORN: August 27, 2001 in San Felipe, Venezuela
 WEIGHT: 165 THROWS: R RESIDES: San Felipe, Venezuela
 SIGNED BY: Tony Caballero & Herman Albornoz OBTAINED: Non-Drafted Free Agent (9/1/17)

SPEER, David**LHP**

HEIGHT: 6-1 BATS: L BORN: August 14, 1992 in Norwalk, CT
 WEIGHT: 185 THROWS: L RESIDES: Westport, CT
 SIGNED BY: Brent Urcheck OBTAINED: 27th Round Selection by Indians in June, 2014 Draft
 SCHOOL: Columbia

CAREER HIGHLIGHTS: *2017* - Made 42 appearances (3 starts) between Akron and Columbus, tying for 5th-most games pitched in the organization...*2016* - Spent most of the season with Lynchburg, going 4-1 with a 1.78 ERA in 39 appearances for the Hillcats...*2015* - Owned Lake County's lowest ERA of the season with 1.73 over 38 appearances (minimum 60.0 innings)...did not allow an earned run in 23 of his final 24 appearances for the Captains...*2014* - Recorded a team-leading 47 strikeouts against just 8 walks in 14 appearances.

YEAR	CLUB	W-L	ERA	G	GS	CG	SHO	SV	IP	H	R	ER	HR	HB	BB	SO	WP	BK	AVG	SLG	OBP
2014	Mahoning Valley	3-1	2.74	14	1	0	0	0	42.2	42	13	13	2	0	8	47	4	0	.261	.360	.292
2015	Lynchburg	1-0	0.00	5	0	0	0	0	5.1	5	0	0	0	0	2	5	0	0	.263	.316	.333
	Lake County	5-5	1.73	38	0	0	0	2	62.1	66	26	12	4	0	14	59	2	0	.276	.368	.315
2016	Columbus	1-0	10.80	2	0	0	0	0	5.0	9	6	6	0	0	2	3	1	0	.429	.476	.458
	Akron	0-0	10.13	2	0	0	0	0	2.2	6	3	3	0	0	1	4	0	0	.429	.571	.467
	Lynchburg	4-1	1.78	39	1	0	0	3	60.2	45	15	12	3	2	12	60	5	0	.201	.299	.246
2017	Columbus	1-0	0.00	4	1	0	0	0	6.1	6	0	0	0	0	4	2	1	0	.261	.261	.370
	Akron	2-3	5.60	38	2	0	0	5	53.0	69	38	33	2	2	18	47	3	0	.312	.407	.365
Minor Lge. Totals		17-10	2.99	142	5	0	0	10	238.0	248	101	79	11	4	61	227	16	0	.269	.361	.314

STRODE, Billy**LHP**

HEIGHT: 6-0 BATS: L BORN: August 10, 1992 in Boca Raton, FL
 WEIGHT: 180 THROWS: L RESIDES: Parkland, FL
 SIGNED BY: Mike Bradford OBTAINED: 10th Round Selection by Indians in June, 2015 Draft
 SCHOOL: Florida State

CAREER HIGHLIGHTS: *2017* - Spent the full season with Lynchburg, leading the Hillcats with 42 appearances (T-5th in organization)...*2016* - Split the season between Lake County and Lynchburg...posted a 0.68 ERA in 21 games with Lake County, the lowest among any Class A hurler (minimum 20.0 innings)...posted a 1.37 ERA on the season and held opponents to a .170 average...*2015* - Appeared in 20 games for Mahoning Valley, the 3rd-most on the team...allowed just 5 runs over 20 games with 25 strikeouts in that span.

YEAR	CLUB	W-L	ERA	G	GS	CG	SHO	SV	IP	H	R	ER	HR	HB	BB	SO	WP	BK	AVG	SLG	OBP
2015	Mahoning Valley	1-0	1.71	20	0	0	0	2	26.1	20	5	5	1	4	6	25	1	0	.204	.255	.278
2016	Lynchburg	2-1	2.08	18	0	0	0	0	26.0	22	6	6	0	2	6	24	2	0	.229	.281	.288
	Lake County	1-0	0.68	21	0	0	0	5	26.2	9	3	2	2	3	2	27	2	0	.105	.209	.154
2017	Lynchburg	2-3	3.74	42	1	0	0	1	55.1	55	30	23	3	5	24	57	2	0	.258	.404	.346
Minor Lge. Totals		6-4	2.41	101	1	0	0	8	134.1	106	44	36	6	14	38	133	7	0	.215	.316	.290

TAPIA, Emmanuel**1B**

HEIGHT: 6-3 BATS: L BORN: February 26, 1996 in Santo Domingo Centro, DR
 WEIGHT: 215 THROWS: L RESIDES: San Antonio de Guerra, DR
 SIGNED BY: Ramon Pena OBTAINED: Non-Drafted Free Agent (1/18/13)

CAREER HIGHLIGHTS: *2017* - Set a new single-season career-high with 29 homers, leading the Midwest League and finishing 2nd in the Indians Player Development system...his 71 RBI were 3rd-most in the organization and were 7th in the MWL...hit 16 home runs in 62 second-half games and was named a MWL Postseason All-Star...*2016* - Appeared in 59 games for Mahoning Valley and led the team with 14 doubles and 20 extra-base hits...also tied for team-lead with 6 home runs...*2015* - Missed the majority of the season due to a left ankle fracture.

YEAR	CLUB	AVG	G	AB	R	H	2B	3B	HR	RBI	SH	SF	HBP	BB	SO	CS	SLG	OBP	OPS	E
2013	DSL Indians	.223	65	224	21	50	11	2	2	13	0	0	8	16	56	6	.317	.298	.615	3
2014	AZL Indians	.315	39	127	23	40	8	1	4	27	0	1	3	17	35	2	.488	.405	.894	8
2015	Mahoning Valley	.286	33	126	20	36	10	0	2	17	0	1	1	12	31	0	.413	.350	.763	7
2016	Mahoning Valley	.251	59	215	20	54	14	0	6	24	0	0	2	20	77	0	.400	.321	.721	15
2017	Lake County	.213	124	461	53	98	20	0	*29	71	0	5	4	35	180	1	.445	.271	.716	17
Minor Lge. Totals		.241	320	1153	137	278	63	3	43	152	0	7	18	100	379	9	.413	.310	.723	50

TATI, Felix**RHP**

HEIGHT: 6-2 BATS: R BORN: April 1, 1997 in Quisqueya, DR
 WEIGHT: 190 THROWS: R RESIDES: Quisqueya, DR
 SIGNED BY: Ramon Pena, Felix Nivar & Pedro Santana OBTAINED: Non-Drafted Free Agent (10/1/13)

CAREER HIGHLIGHTS: *2017* - Served as a dual threat for the Scrappers, beginning the season as a starter before switching to long relief...led the team with 7 wins, five of which came in relief outings of 4.0-or-more innings...led the team with 59 strikeouts and worked at least 2.1 innings in all 10 of his relief appearances on the season.

YEAR	CLUB	W-L	ERA	G	GS	CG	SHO	SV	IP	H	R	ER	HR	HB	BB	SO	WP	BK	AVG	SLG	OBP
2014	DSL Indians	1-1	3.54	8	3	0	0	1	20.1	19	11	8	2	3	6	16	3	0	.257	.419	.326
2015	DSL Indians	1-1	1.40	10	6	0	0	0	38.2	32	10	6	1	3	11	28	0	0	.230	.317	.297
2016	AZL Indians	5-2	6.04	12	10	0	0	0	53.2	67	37	*36	2	2	17	48	5	1	.300	.422	.355
	DSL Indians	1-1	3.95	3	3	0	0	0	13.2	13	10	6	1	1	3	13	1	0	.228	.351	.279
2017	Mahoning Valley	7-3	3.77	14	4	0	--	0	59.2	54	30	25	1	4	24	59	5	4	.241	.295	.323
Minor Lge. Totals		15-8	3.92	47	26	0	0	1	186.0	185	98	81	7	13	61	164	14	5	.258	.356	.325

TEANEY, Jonathan**RHP**

HEIGHT: 6-1 BATS: R BORN: January 28, 1996 in Lancaster, CA
 WEIGHT: 190 THROWS: R RESIDES: Palmdale, CA
 SIGNED BY: Mike Bradford OBTAINED: 20th Round Selection by Indians in June, 2017 Draft
 SCHOOL: San Diego

YEAR	CLUB	W-L	ERA	G	GS	CG	SHO	SV	IP	H	R	ER	HR	HB	BB	SO	WP	BK	AVG	SLG	OBP
2017	Mahoning Valley	2-1	2.08	22	0	0	--	5	30.1	18	9	7	3	5	13	51	5	0	.171	.314	.293

TENA, Jose**INF**

HEIGHT: 5-10 BATS: L BORN: March 20, 2001 in Azua, DR
 WEIGHT: 160 THROWS: R RESIDES: Sabana Grande de Palenque, DR
 SIGNED BY: Rafael Espinal, Anthony Roa & Jhonathan Leyba OBTAINED: Non-Drafted Free Agent (7/2/17)

PLAYER DEVELOPMENT

THOMAS, LUIGENCE**RHP**

HEIGHT: 6-3 BATS: R BORN: October 12, 1994 in San Pedro De Macoris, DR
 WEIGHT: 160 THROWS: R RESIDES: Hato Mayor del Rey, DR
 SIGNED BY: N/A OBTAINED: Minor League Free Agent (5/31/17)

YEAR	CLUB	W-L	ERA	G	GS	CG	SHO	SV	IP	H	R	ER	HR	HB	BB	SO	WP	BK	AVG	SLG	OBP
2014	DSL Rays	3-0	4.24	11	0	0	0	0	17.0	18	10	8	0	2	10	14	2	0	.273	.379	.380
2015	DSL Yankees 2	2-2	0.64	17	0	0	0	8	28.1	16	8	2	0	2	5	29	1	1	.157	.206	.211
2016	DSL Yankees 2	2-3	3.57	17	0	0	0	2	22.2	24	14	9	0	2	10	22	4	0	.255	.287	.340
2017	DSL Indians	3-2	4.81	16	0	0	0	1	24.1	25	20	13	0	5	15	30	8	1	.266	.340	.388
Minor Lge. Totals		10-7	3.12	61	0	0	0	11	92.1	83	52	32	0	11	40	95	15	2	.233	.295	.327

THOMAS, Tahnaj**RHP**

HEIGHT: 6-4 BATS: R BORN: June 16, 1999 in Freeport, Bahamas
 WEIGHT: 190 THROWS: R RESIDES: New Providence, Bahamas
 SIGNED BY: Koby Perez OBTAINED: Non-Drafted Free Agent (12/5/16)

YEAR	CLUB	W-L	ERA	G	GS	CG	SHO	SV	IP	H	R	ER	HR	HB	BB	SO	WP	BK	AVG	SLG	OBP
2017	AZL Indians	0-3	6.00	13	10	0	0	0	33.0	35	26	22	4	2	25	29	9	1	.282	.444	.403
	DSL Indians	0-2	3.38	3	3	0	0	0	5.1	3	4	2	0	0	8	5	0	0	.167	.222	.407
Minor Lge. Totals		0-5	5.63	16	13	0	0	0	38.1	38	30	24	4	2	33	34	9	1	.268	.415	.404

TINEO, Ramon**LHP**

HEIGHT: 6-0 BATS: R BORN: January 31, 1996 in Distrito Simón Rodríguez, Venezuela
 WEIGHT: 170 THROWS: L RESIDES: El Tigre, Venezuela
 SIGNED BY: Ramon Pena, Koby Perez & Rafael Carriel OBTAINED: Non-Drafted Free Agent (1/22/14)

CAREER HIGHLIGHTS: 2017 - Missed entire 2017 campaign with a left shoulder injury.

YEAR	CLUB	W-L	ERA	G	GS	CG	SHO	SV	IP	H	R	ER	HR	HB	BB	SO	WP	BK	AVG	SLG	OBP
2014	DSL Indians	3-2	3.94	19	0	0	0	2	29.2	27	15	13	1	4	17	32	1	0	.235	.339	.353
2015	DSL Indians	6-0	1.32	20	0	0	0	3	34.0	24	11	5	0	1	16	37	3	0	.202	.252	.299
2016	DSL Indians	1-0	2.57	4	0	0	0	0	7.0	6	2	2	0	1	1	11	0	0	.222	.370	.276
2017	INJURED -- DID NOT PLAY																				
Minor Lge. Totals		10-2	2.55	43	0	0	0	5	70.2	57	28	20	1	6	34	80	4	0	.218	.303	.321

TINSLEY, Michael**OF**

HEIGHT: 6-0 BATS: L BORN: May 10, 1995 in Palo Alto, CA
 WEIGHT: 195 THROWS: R RESIDES: Menlo Park, CA
 SIGNED BY: Steve Abney OBTAINED: 7th Round Selection by Indians in June, 2016 Draft
 SCHOOL: Kansas

YEAR	CLUB	AVG	G	AB	R	H	2B	3B	HR	RBI	SH	SF	HBP	BB	SO	SB	CS	SLG	OBP	OPS	E
2014	Mahoning Valley	.214	8	28	3	6	2	0	0	2	0	0	0	5	7	3	0	.286	.333	.619	0
2017	Lake County	.240	30	100	10	24	4	2	3	11	1	0	0	11	40	3	0	.410	.315	.725	7
	AZL Indians	.283	15	46	10	13	1	2	2	10	0	0	0	11	12	1	0	.522	.421	.943	0
Minor Lge. Totals		.247	53	174	23	43	7	4	5	23	1	0	0	27	59	7	0	.420	.348	.767	7

TOM, Ka'ai**OF**

HEIGHT: 5-9 BATS: L BORN: May 24, 1994 in Honolulu, HI
 WEIGHT: 185 THROWS: R RESIDES: Kane'ohe, HI
 SIGNED BY: Junie Melendez OBTAINED: 5th Round Selection by Indians in June, 2015 Draft
 SCHOOL: Kentucky

CAREER HIGHLIGHTS: 2017 - Spent his first full season in the Minor Leagues with Lynchburg, leading the team with 23 stolen bases (3rd in organization) and tying for the team lead with 65 RBI...set a career high with 10 homers and was 7th in the Carolina League with 68 runs scored...hit .275 with two homers over 11 games in Arizona Fall League action...2016 - Appeared in 28 games for Lake County before enduring a left shoulder injury...underwent surgery on June 24 and missed remainder of the season...2015 - Led Mahoning Valley with 73 hits and was T-1st in runs scored (38) and 2nd in RBI (29) & doubles (18)...earned New York-Penn League Player of the Week honors from July 27-Aug. 3.

YEAR	CLUB	AVG	G	AB	R	H	2B	3B	HR	RBI	SH	SF	HBP	BB	SO	SB	CS	SLG	OBP	OPS	E
2015	Mahoning Valley	.283	66	258	38	73	18	2	3	29	2	1	5	33	46	14	5	.403	.374	.777	4
2016	Lake County	.323	28	99	20	32	6	1	1	11	2	0	1	21	13	3	3	.434	.446	.880	0
2017	Lynchburg	.254	126	457	68	116	31	7	10	65	2	7	4	59	100	23	6	.418	.340	.758	2
Minor Lge. Totals		.271	220	814	126	221	55	10	14	105	6	8	10	113	159	40	14	.415	.364	.780	6

TORRES, Jhon**OF**

HEIGHT: 6-4 BATS: R BORN: March 29, 2000 in Sincelajo, Colombia
 WEIGHT: 200 THROWS: R RESIDES: Sincelajo, Colombia
 SIGNED BY: Domingo Toribio, Felix Nivar & Koby Perez OBTAINED: Non-Drafted Free Agent (7/24/16)

YEAR	CLUB	AVG	G	AB	R	H	2B	3B	HR	RBI	SH	SF	HBP	BB	SO	SB	CS	SLG	OBP	OPS	E
2017	DSL Indians	.255	54	184	25	47	7	3	5	35	0	7	7	28	41	4	4	.408	.363	.770	3

TULLY, Tanner**LHP**

HEIGHT: 6-0 BATS: L
 WEIGHT: 200 THROWS: L
 SIGNED BY: Junie Melendez
 SCHOOL: Ohio State

BORN: November 30, 1994 in Elkhart, IN
 RESIDES: Bristol, IN
 OBTAINED: 26th Round Selection by Indians in June, 2016 Draft

CAREER HIGHLIGHTS: 2016 - Went 4-1 with a 1.17 ERA and held opponents to a .192 average in 7 starts/13 games for Mahoning Valley...named a New York-Penn League Midseason All-Star.

YEAR	CLUB	W-L	ERA	G	GS	CG	SHO	SV	IP	H	R	ER	HR	HB	BB	SO	WP	BK	AVG	SLG	OBP
2016	Mahoning Valley	4-1	1.17	13	7	0	0	0	46.0	32	11	6	0	4	9	26	1	0	.192	.257	.249
2017	Columbus	1-0	3.86	1	1	0	0	0	7.0	8	3	3	0	0	1	3	0	0	.286	.429	.310
	Lynchburg	0-3	4.94	5	3	0	0	1	23.2	22	18	13	2	1	6	12	1	0	.250	.420	.296
	Lake County	4-6	3.16	16	8	1	0	1	77.0	73	37	27	10	5	10	76	5	0	.243	.407	.277
Minor Lge. Totals		10-11	3.01	38	22	1	0	2	170.1	160	81	57	14	10	31	121	9	0	.245	.383	.286

TURNER, Matt**LHP**

HEIGHT: 6-4 BATS: L
 WEIGHT: 180 THROWS: L
 SIGNED BY: Juan Alvarez
 SCHOOL: Miami Palmetto Sr. HS

BORN: August 4, 1999 in Miami, FL
 RESIDES: Miami, FL
 OBTAINED: 11th Round Selection by Indians in June, 2017 Draft

YEAR	CLUB	W-L	ERA	G	GS	CG	SHO	SV	IP	H	R	ER	HR	HB	BB	SO	WP	BK	AVG	SLG	OBP
2017	AZL Indians	1-2	6.75	10	3	0	0	2	24.0	36	23	18	1	2	8	22	5	1	.340	.491	.393

VALDEZ, Luis**RHP**

HEIGHT: 6-3 BATS: R
 WEIGHT: 170 THROWS: R
 SIGNED BY: Ramon Pena, Felix Nivar
 & Marcelino Vallejo

BORN: October 14, 1996 in Santo Domingo, DR
 RESIDES: San Francisco de Macoris, DR
 OBTAINED: Non-Drafted Free Agent (6/12/15)

YEAR	CLUB	W-L	ERA	G	GS	CG	SHO	SV	IP	H	R	ER	HR	HB	BB	SO	WP	BK	AVG	SLG	OBP
2015	DSL Indians	0-0	2.70	3	0	0	0	0	3.1	4	2	1	0	0	4	0	0	0	.308	.385	.471
2016	DSL Indians	0-4	3.40	12	12	0	0	0	45.0	37	27	17	2	11	30	24	15	0	.228	.290	.382
2017	AZL Indians	0-7	7.24	13	6	0	0	0	51.0	63	50	41	2	12	36	35	9	4	.301	.407	.429
Minor Lge. Totals		0-11	5.35	28	18	0	0	0	99.1	104	79	59	4	23	70	59	24	4	.271	.357	.410

VALERA, George**OF**

HEIGHT: 5-11 BATS: L
 WEIGHT: 185 THROWS: L
 SIGNED BY: Domingo Toribio & Jhonathan Leyba

BORN: November 13, 2000 in Queens, NY
 RESIDES: San Pedro De Macoris, DR
 OBTAINED: Non-Drafted Free Agent (7/2/17)

VALLADARES, Randy**LHP**

HEIGHT: 5-11 BATS: L
 WEIGHT: 155 THROWS: L
 SIGNED BY: Ramon Pena, Antonio Caballero
 & Luis Camacho

BORN: July 6, 1994 in Caracas, Venezuela
 RESIDES: Yaguaraparo, Venezuela
 OBTAINED: Non-Drafted Free Agent (4/30/13)

YEAR	CLUB	W-L	ERA	G	GS	CG	SHO	SV	IP	H	R	ER	HR	HB	BB	SO	WP	BK	AVG	SLG	OBP
2014	AZL Indians	1-2	3.70	14	0	0	0	3	24.1	16	14	10	0	1	14	19	3	1	.188	.259	.304
2015	AZL Indians	0-0	3.80	14	0	0	0	0	21.1	23	12	9	0	2	11	19	3	2	.274	.333	.367
2016	Mahoning Valley	2-3	6.39	21	0	0	0	1	25.1	39	20	18	0	7	11	30	1	0	.355	.418	.438
2017	Lake County	0-0	13.50	1	0	0	0	0	2.0	1	3	3	1	1	3	1	0	0	.143	.571	.455
	Mahoning Valley	3-2	2.70	19	0	0	--	2	30.0	28	11	9	1	3	20	26	3	4	.252	.324	.378
Minor Lge. Totals		6-7	4.28	69	0	0	0	6	103.0	107	60	49	2	14	59	95	10	7	.270	.343	.378

VARELA, Jahir**LHP**

HEIGHT: 5-10 BATS: L
 WEIGHT: 175 THROWS: L
 SIGNED BY: Ramon Pena, Koby Perez
 & Jose Merejo

BORN: February 7, 1998 in Aguadulce, Panama
 RESIDES: Panama, Panama
 OBTAINED: Non-Drafted Free Agent (10/13/15)

YEAR	CLUB	W-L	ERA	G	GS	CG	SHO	SV	IP	H	R	ER	HR	HB	BB	SO	WP	BK	AVG	SLG	OBP
2016	DSL Indians	0-2	6.45	17	0	0	0	0	22.1	19	18	16	0	2	24	19	8	0	.235	.296	.409
2017	DSL Co-op	3-2	2.05	15	8	0	0	1	48.1	37	15	11	1	3	18	35	1	1	.218	.324	.301
Minor Lge. Totals		3-4	3.44	32	8	0	0	1	70.2	56	33	27	1	5	42	54	9	7	.223	.315	.340

VARGAS, Carlos**RHP**

HEIGHT: 6-3 BATS: R
 WEIGHT: 180 THROWS: R
 SIGNED BY: Felix Nivar & Koby Perez

BORN: October 13, 1999 in Moca, DR
 RESIDES: Moca, DR
 OBTAINED: Non-Drafted Free Agent (10/13/15)

VASQUEZ, Gregori**RHP**

HEIGHT: 6-1 BATS: R BORN: September 8, 1997 in San Cristobal, DR
 WEIGHT: 185 THROWS: R RESIDES: Hatillo, DR
 SIGNED BY: Ramon Pena, Felix Nivar OBTAINED: Non-Drafted Free Agent (9/15/14)
 & Marcelino Vallejo

CAREER HIGHLIGHTS: 2017 - Posted a 2.38 ERA in a team-high 75.2 innings, leading all qualified pitchers in the Indians organization and finishing 7th in the New York-Penn League...posted a quality start in each of his final seven outings, and allowed three-or-fewer runs in all but one of his 14 starts...2016 - Went 5-2 with 3.18 ERA in 8 starts/12 games for the AZL Indians, the 4th-lowest ERA in the Indians organization...tied for the team lead in wins.

YEAR	CLUB	W-L	ERA	G	GS	CG	SHO	SV	IP	H	R	ER	HR	HB	BB	SO	WP	BK	AVG	SLG	OBP
2015	DSL Indians	1-1	2.36	15	3	0	0	3	42.0	34	14	11	0	3	7	50	1	0	.218	.263	.263
2016	AZL Indians	5-2	3.18	12	8	0	0	0	56.2	54	27	20	3	3	17	44	4	0	.252	.388	.315
2017	Mahoning Valley	5-3	2.38	14	14	0	--	0	75.2	67	20	20	5	5	13	57	0	0	.238	.356	.283
Minor Lge. Totals		11-6	2.63	41	25	0	0	3	174.1	155	61	51	8	11	37	151	5	0	.238	.344	.289

VENTURA, Carlos**OF**

HEIGHT: 6-0 BATS: L BORN: February 22, 1998 in Miami, FL
 WEIGHT: 180 THROWS: R RESIDES: Santo Domingo, DR
 SIGNED BY: Ramon Pena & Felix Nivar OBTAINED: Non-Drafted Free Agent (11/28/13)

YEAR	CLUB	AVG	G	AB	R	H	2B	3B	HR	RBI	SH	SB	HF	BB	SO	CS	SLG	OBP	OPS	E
2016	DSL Indians	.154	6	13	2	2	0	0	0	1	0	0	0	3	4	0	.154	.313	.466	0
2017	DSL Indians	.161	49	124	16	20	7	1	3	20	0	2	4	36	42	2	.306	.361	.668	1
Minor Lge. Totals		.161	55	137	18	22	7	1	3	21	0	2	4	39	46	2	.292	.357	.649	1

VENTURA, Cesar**RHP**

HEIGHT: 6-0 BATS: R BORN: March 14, 1995 in Villa Tapia, DR
 WEIGHT: 195 THROWS: R RESIDES: Villa Tapia, DR
 SIGNED BY: Ramon Pena, Felix Nivar OBTAINED: Non-Drafted Free Agent (11/28/13)
 & Marcelino Vallejo

CAREER HIGHLIGHTS: 2015 - Led the DSL Indians with 6 saves and tied for most appearances (20).

YEAR	CLUB	W-L	ERA	G	GS	CG	SHO	SV	IP	H	R	ER	HR	HB	BB	SO	WP	BK	AVG	SLG	OBP
2014	DSL Indians	7-2	2.56	14	7	0	0	0	63.1	62	18	18	1	1	19	40	2	1	.261	.332	.318
2015	DSL Indians	3-2	3.13	20	1	0	0	6	46.0	36	21	16	0	3	20	29	2	0	.218	.291	.309
2016	Mahoning Valley	0-0	4.50	1	1	0	0	0	4.0	2	2	2	0	1	2	4	1	0	.154	.231	.313
	AZL Indians	4-2	4.14	14	5	0	0	3	45.2	52	22	21	5	2	8	40	6	0	.287	.475	.321
	DSL Indians	0-0	3.86	3	0	0	0	1	4.2	5	3	2	0	0	2	1	0	0	.278	.389	.350
2017	Lake County	0-1	4.89	16	1	0	0	0	38.2	49	23	21	5	2	20	32	6	1	.318	.513	.394
	Mahoning Valley	1-0	1.10	8	0	0	--	3	16.1	10	2	2	0	2	8	22	3	0	.179	.214	.303
Minor Lge. Totals		15-7	3.38	76	15	0	0	13	218.2	216	91	82	11	11	79	168	20	2	.262	.381	.331

VERGARA, Jhon**RHP**

HEIGHT: 6-3 BATS: R BORN: April 4, 2000 in Lorica, Colombia
 WEIGHT: 170 THROWS: R RESIDES: Lorica, Colombia
 SIGNED BY: Arnold Elles & Jhonathan Leyba OBTAINED: Non-Drafted Free Agent (12/22/17)

VICENTE, Jose**C**

HEIGHT: 5-11 BATS: R BORN: November 13, 1995 in San Ignacio de Sabane, DR
 WEIGHT: 175 THROWS: R RESIDES: San Ignacio de Sabane, DR
 SIGNED BY: Ramon Pena, Felix Nivar OBTAINED: Non-Drafted Free Agent (7/16/13)
 & Francisco Polanco

CAREER HIGHLIGHTS: 2016 - Batted .280 over 41 games for the AZL Indians, the 2nd-highest average on the team...led the club with 28 RBI...2015 - Appeared in 70 of the DSL Indians' 72 games...ranked 2nd on the team in runs (33), hits (64), RBI (25) and doubles (15).

YEAR	CLUB	AVG	G	AB	R	H	2B	3B	HR	RBI	SH	SB	HF	BB	SO	CS	SLG	OBP	OPS	E
2014	DSL Indians	.216	34	97	11	21	6	0	0	15	0	1	1	6	14	1	.278	.267	.545	4
2015	DSL Indians	.275	70	233	33	64	15	2	4	35	0	1	3	32	34	1	.408	.368	.776	8
2016	AZL Indians	.280	41	157	23	44	9	1	3	28	0	3	2	12	40	2	.408	.333	.741	3
2017	Lake County	.278	35	115	15	32	8	2	6	24	0	1	0	8	28	1	.539	.323	.862	4
Minor Lge. Totals		.267	180	602	82	161	38	5	13	102	0	6	6	58	116	5	.412	.335	.747	19

VINICIO, Miguel**RHP**

HEIGHT: 6-3 BATS: R BORN: September 1, 1999 in Santo Domingo Centro, DR
 WEIGHT: 170 THROWS: R RESIDES: Santo Domingo, DR
 SIGNED BY: Rigo De Los Santos & Jhonathan Leyba OBTAINED: Non-Drafted Free Agent (8/12/17)

WADE, Austen**OF**

HEIGHT: 6-1 BATS: L
 WEIGHT: 185 THROWS: L
 SIGNED BY: Blaze Lambert
 SCHOOL: Texas Christian

BORN: February 7, 1996 in Odessa, TX
 RESIDES: Midland, TX
 OBTAINED: 5th Round Selection by Indians in June, 2017 Draft

YEAR	CLUB	AVG	G	AB	R	H	2B	3B	HR	RBI	SH	SF	HBP	BB	SO	SB	CS	SLG	OBP	OPS	E
2017	Mahoning Valley	.255	36	137	21	35	5	2	1	10	0	1	0	14	30	3	2	.343	.322	.665	1

WAKAMATSU, Luke**INF**

HEIGHT: 6-3 BATS: S
 WEIGHT: 185 THROWS: R
 SIGNED BY: Blaze Lambert
 SCHOOL: Keller HS (TX)

BORN: October 10, 1996 in Phoenix, AZ
 RESIDES: Keller, TX
 OBTAINED: 20th Round Selection by Indians in June, 2015 Draft

CAREER HIGHLIGHTS: 2016 - Appeared in 17 games with Mahoning Valley before injuring his right shoulder...underwent surgery on July 6 and missed the remainder of the season...2015 - Father, Don, is a former MLB player, former Seattle Mariners manager and is now the KC bench coach...rated 91st-best prospect in *MLB.com* top 200 entering the 2015 draft.

YEAR	CLUB	AVG	G	AB	R	H	2B	3B	HR	RBI	SH	SF	HBP	BB	SO	SB	CS	SLG	OBP	OPS	E
2015	AZL Indians	.267	27	105	8	28	5	3	1	12	1	1	1	11	40	4	2	.400	.339	.739	3
2016	Mahoning Valley	.232	17	69	4	16	5	0	0	9	0	0	2	6	12	1	1	.304	.312	.616	7
2017	Lake County	.239	100	377	49	90	17	3	12	53	1	5	4	32	100	8	5	.395	.301	.697	17
Minor Lge. Totals		.243	144	551	61	134	27	6	13	74	2	6	7	49	152	13	8	.385	.310	.694	27

WHITEHOUSE, Matt**LHP**

HEIGHT: 6-1 BATS: L
 WEIGHT: 175 THROWS: L
 SIGNED BY: Ryan Thompson
 SCHOOL: UC Irvine

BORN: April 13, 1991 in Placentia, CA
 RESIDES: Diamond Bar, CA
 OBTAINED: 19th Round Selection by Indians in June, 2013 Draft

CAREER HIGHLIGHTS: 2015 - Missed the majority of the season due to a left elbow strain...2014 - Was limited to 11 appearances due to a left forearm strain.

YEAR	CLUB	W-L	ERA	G	GS	CG	SHO	SV	IP	H	R	ER	HR	HB	BB	SO	WP	BK	AVG	SLG	OBP
2013	Mahoning Valley	4-2	0.72	14	4	0	0	0	37.1	22	9	3	1	2	4	29	4	0	.165	.233	.201
2014	Lake County	2-1	5.51	11	0	0	0	0	32.2	39	28	20	3	2	11	33	6	0	.289	.415	.351
2015	AZL Indians	0-1	0.00	2	2	0	0	0	1.2	1	3	0	0	0	3	3	1	0	.143	.429	.400
2016	Columbus	0-0	0.00	1	0	0	0	0	2.1	0	0	0	0	0	3	3	0	1	.000	.000	.300
	Lynchburg	3-4	3.44	24	2	0	0	1	49.2	50	22	19	2	0	22	49	7	0	.259	.368	.330
	Lake County	1-0	0.98	12	0	0	0	2	27.2	18	6	3	1	2	6	33	2	1	.180	.240	.241
2017	Columbus	1-0	12.00	2	1	0	0	0	6.0	9	9	8	0	0	4	3	1	0	.360	.440	.448
	Akron	8-8	4.47	28	19	1	0	1	110.2	118	69	55	15	5	27	87	6	0	.266	.447	.315
Minor Lge. Totals		19-16	3.63	94	28	1	0	4	268.0	257	146	108	22	11	80	240	27	2	.246	.378	.306

WYATT, Jonas**RHP**

HEIGHT: 6-1 BATS: R
 WEIGHT: 185 THROWS: R
 SIGNED BY: Carlos Muniz
 SCHOOL: Quartz Hill HS (CA)

BORN: September 16, 1997 in Lancaster, CA
 RESIDES: Quartz Hill, CA
 OBTAINED: 6th Round Selection by Indians in June, 2015 Draft

CAREER HIGHLIGHTS: 2016 - Missed entire season after undergoing "Tommy John" surgery...2015 - Was a 2015 3rd-Team *Perfect Game* High School Senior Preseason All-America and a *Perfect Game* 1st-Team Preseason California Region All High School Senior.

YEAR	CLUB	W-L	ERA	G	GS	CG	SHO	SV	IP	H	R	ER	HR	HB	BB	SO	WP	BK	AVG	SLG	OBP
2015	AZL Indians	3-1	1.62	8	0	0	0	0	16.2	8	3	3	0	1	6	20	6	0	.145	.145	.242
2016	INJURED--DID NOT PLAY																				
2017	AZL Indians	0-0	27.00	2	0	0	0	0	1.0	1	3	3	0	1	2	2	4	0	.250	.250	.571
Minor Lge. Totals		3-1	3.06	10	0	0	0	0	17.2	9	6	6	0	2	8	22	10	0	.153	.153	.275

YANNUZZI, Yeffersson**LHP**

HEIGHT: 6-2 BATS: L
 WEIGHT: 175 THROWS: L
 SIGNED BY: Ramon Pena & Felix Nivar

BORN: October 4, 1996 in Caraboba, Venezuela
 RESIDES: Carabobo, Venezuela
 OBTAINED: Non-Drafted Free Agent (9/11/15)

YEAR	CLUB	W-L	ERA	G	GS	CG	SHO	SV	IP	H	R	ER	HR	HB	BB	SO	WP	BK	AVG	SLG	OBP
2016	DSL Indians	0-4	3.31	13	5	0	0	0	35.1	31	15	13	0	1	26	30	8	1	.242	.344	.367
2017	DSL Indians	1-4	2.60	14	14	0	0	0	55.1	38	27	16	1	1	43	53	4	0	.202	.287	.353
Minor Lge. Totals		1-8	2.88	27	19	0	0	0	90.2	69	42	29	1	2	69	83	12	1	.218	.310	.359

PLAYER DEVELOPMENT

2018 MINOR LEAGUE SCHEDULE

DATE	DAY	CLEVELAND	COLUMBUS	AKRON	LYNCHBURG	LAKE COUNTY	MAHONING VALLEY
29-Mar	Thu	@ Seattle (10:10)					
30-Mar	Fri	OFF DAY					
31-Mar	Sat	@ Seattle (4:10)					
1-Apr	Sun	@ Seattle (4:10)					
2-Apr	Mon	@ Los Angeles AL (10:07)					
3-Apr	Tue	@ Los Angeles AL (10:07)					S
4-Apr	Wed	@ Los Angeles AL (4:07)					E
5-Apr	Thu	OFF DAY			DOWN EAST (TBD)	FORT WAYNE (6:30)	A
6-Apr	Fri	KANSAS CITY (4:10)	@ Indianapolis (7:15)	@ Albion (6:00)	DOWN EAST (TBD)	FORT WAYNE (6:30)	S
7-Apr	Sat	KANSAS CITY (4:10)	@ Indianapolis (7:05)	@ Albion (2:00)	DOWN EAST (TBD)	@ Fort Wayne (6:05)	O
8-Apr	Sun	KANSAS CITY (1:10)	@ Indianapolis (1:35)	@ Albion (1:00)	DOWN EAST (TBD)	@ Fort Wayne (3:05)	N
9-Apr	Mon	DETROIT (6:10)	@ Louisville (6:30)	@ Binghamton (6:35)	BUIES CREEK (TBD)	@ Dayton (7:00)	
10-Apr	Tue	DETROIT (6:10)	@ Louisville (6:30)	@ Binghamton (6:35)	BUIES CREEK (TBD)	@ Dayton (7:00)	B
11-Apr	Wed	DETROIT (6:10)	@ Louisville (6:30)	@ Binghamton (6:35)	BUIES CREEK (TBD)	@ Dayton (7:00)	E
12-Apr	Thu	DETROIT (6:10)	DURHAM (6:35)	OFF DAY	@ Wilmington (6:35)	@ Dayton (7:00)	G
13-Apr	Fri	TORONTO (7:10)	DURHAM (6:35)	TRENTON (6:35)	@ Wilmington (7:05)	SOUTH BEND (6:30)	I
14-Apr	Sat	TORONTO (7:10)	DURHAM (6:35)	TRENTON (2:05)	@ Wilmington (6:05)	SOUTH BEND (4:00)	N
15-Apr	Sun	TORONTO (7:10)	DURHAM (2:05)	TRENTON (2:05)	@ Wilmington (1:35)	SOUTH BEND (1:30)	S
16-Apr	Mon	OFF DAY	PAWLUCKET (6:35)	ALTOONA (6:35)	FREDERICK (TBD)	OFF DAY	
17-Apr	Tue	@ Minnesota (7:10)	PAWLUCKET (6:35)	ALTOONA (6:35)	FREDERICK (TBD)	@ Lansing (7:05)	J
18-Apr	Wed	@ Minnesota (7:10)	PAWLUCKET (6:35)	ALTOONA (6:35)	FREDERICK (TBD)	@ Lansing (7:05)	U
19-Apr	Thu	OFF DAY	OFF DAY	ALTOONA (6:35)	@ Potomac (7:05)	@ Lansing (7:05)	N
20-Apr	Fri	@ Baltimore (7:05)	@ Rochester (6:35)	@ Bowie (7:05)	@ Potomac (7:05)	BOWLING GREEN (6:30)	E
21-Apr	Sat	@ Baltimore (4:05)	@ Rochester (1:05)	@ Bowie (6:35)	@ Potomac (6:35)	BOWLING GREEN (6:30)	
22-Apr	Sun	@ Baltimore (1:05)	@ Rochester (1:05)	@ Bowie (1:35)	@ Potomac (1:05)	BOWLING GREEN (1:30)	1
23-Apr	Mon	@ Baltimore (7:05)	@ Scranton/WB (6:35)	@ Reading (6:35)	OFF DAY	WEST MICHIGAN (6:30)	5
24-Apr	Tue	CHICAGO AL (6:10)	@ Scranton/WB (6:35)	@ Reading (6:35)	WINSTON SALEM (TBD)	WEST MICHIGAN (6:30)	
25-Apr	Wed	CHICAGO AL (7:10)	@ Scranton/WB (6:35)	@ Reading (6:35)	WINSTON SALEM (TBD)	WEST MICHIGAN (6:30)	
26-Apr	Thu	SEATTLE (6:10)	OFF DAY	OFF DAY	WINSTON SALEM (TBD)	WEST MICHIGAN (12:00)	
27-Apr	Fri	SEATTLE (7:10)	INDIANAPOLIS (7:15)	BOWIE (6:35)	POTOMAC (TBD)	@ Bowling Green (7:35)	
28-Apr	Sat	SEATTLE (4:10)	INDIANAPOLIS (7:15)	BOWIE (2:05)	POTOMAC (TBD)	@ Bowling Green (7:35)	

2018 MINOR LEAGUE SCHEDULE

DATE	DAY	CLEVELAND	COLUMBUS	AKRON	LYNCHBURG	LAKE COUNTY	MAHONING VALLEY
29-Apr	Sun	SEATTLE (1:10)	INDIANAPOLIS (2:05)	BOWIE (2:05)	POTOMAC (TBD)	@ Bowling Green (3:05)	
30-Apr	Mon	TEXAS (6:10)	@ Louisville (6:30)	BINGHAMTON (6:35)	OFF DAY	OFF DAY	
1-May	Tue	TEXAS (6:10)	@ Louisville (6:30)	BINGHAMTON (6:35)	@ Winston Salem (7:00)	WISCONSIN (6:30)	
2-May	Wed	TEXAS (1:10)	@ Louisville (11:00)	BINGHAMTON (6:35)	@ Winston Salem (11:00)	WISCONSIN (11:00)	
3-May	Thu	OFF DAY	CHARLOTTE (6:35)	@ Bowie (6:35)	@ Winston Salem (7:00)	WISCONSIN (6:30)	
4-May	Fri	@ New York (7:05)	CHARLOTTE (7:15)	@ Bowie (7:05)	MYRTLE BEACH (TBD)	BELOIT (6:30)	S
5-May	Sat	@ New York (1:05)	CHARLOTTE (7:15)	@ Bowie (6:35)	MYRTLE BEACH (TBD)	BELOIT (6:30)	E
6-May	Sun	@ New York (1:05)	CHARLOTTE (2:05)	@ Bowie (1:35)	MYRTLE BEACH (TBD)	BELOIT (1:30)	A
7-May	Mon	OFF DAY	@ Toledo (6:35)	@ Richmond (6:35)	@ Frederick (7:00)	@ Kane County (7:30)	S
8-May	Tue	@ Milwaukee (7:40)	@ Toledo (10:35)	@ Richmond (6:35)	@ Frederick (7:00)	@ Kane County (1:00)	O
9-May	Wed	@ Milwaukee (1:10)	@ Toledo (6:35)	@ Richmond (12:05)	@ Frederick (11:00)	@ Kane County (12:00)	N
10-May	Thu	OFF DAY	@ Toledo (6:35)	ERIE (6:35)	@ Salem (TBD)	@ Quad Cities (7:35)	
11-May	Fri	KANSAS CITY (7:10)	@ Indianapolis (7:15)	ERIE (6:35)	@ Salem (TBD)	@ Quad Cities (7:35)	B
12-May	Sat	KANSAS CITY (4:10)	@ Indianapolis (7:05)	ERIE (6:35)	@ Salem (TBD)	@ Quad Cities (7:35)	E
13-May	Sun	KANSAS CITY (1:10)	@ Indianapolis (1:35)	ERIE (2:05)	@ Salem (TBD)	OFF DAY	G
14-May	Mon	@ Detroit (7:10)	OFF DAY	@ Trenton (7:00)	OFF DAY	SOUTH BEND (6:30)	I
15-May	Tue	@ Detroit (7:10)	GWINNETT (6:35)	@ Trenton (7:00)	FREDERICK (TBD)	SOUTH BEND (6:30)	N
16-May	Wed	@ Detroit (1:10)	GWINNETT (6:35)	@ Trenton (10:30)	FREDERICK (TBD)	SOUTH BEND (6:30)	S
17-May	Thu	OFF DAY	GWINNETT (11:05)	@ Harford (7:05)	FREDERICK (TBD)	SOUTH BEND (11:00)	
18-May	Fri	@ Houston (8:10)	CHARLOTTE (7:15)	@ Harford (7:05)	POTOMAC (TBD)	@ West Michigan (7:05)	J
19-May	Sat	@ Houston (4:10)	CHARLOTTE (7:15)	@ Harford (6:05)	POTOMAC (TBD)	@ West Michigan (7:05)	U
20-May	Sun	@ Houston (8:05)	CHARLOTTE (2:05)	@ Harford (1:05)	POTOMAC (TBD)	@ West Michigan (2:00)	N
21-May	Mon	OFF DAY	TOLEDO (6:35)	OFF DAY	@ Myrtle Beach (TBD)	@ Dayton (7:00)	E
22-May	Tue	@ Chicago AL (7:05)	TOLEDO (6:35)	TRENTON (6:35)	@ Myrtle Beach (TBD)	@ Dayton (7:00)	
23-May	Wed	@ Chicago AL (8:05)	TOLEDO (6:35)	TRENTON (10:35)	@ Myrtle Beach (TBD)	@ Dayton (7:00)	1
24-May	Thu	HOUSTON (6:10)	TOLEDO (11:05)	TRENTON (10:35)	@ Myrtle Beach (TBD)	@ Dayton (7:00)	5
25-May	Fri	HOUSTON (7:00)	@ Gwinnett (7:05)	RICHMOND (6:35)	@ Buies Creek (7:00)	GREAT LAKES (6:30)	
26-May	Sat	HOUSTON (7:15)	@ Gwinnett (6:05)	RICHMOND (6:35)	@ Buies Creek (6:00)	GREAT LAKES (6:30)	
27-May	Sun	HOUSTON (1:10)	@ Gwinnett (1:05)	RICHMOND (6:35)	@ Buies Creek (2:00)	GREAT LAKES (1:30)	
28-May	Mon	CHICAGO NL (4:10)	@ Gwinnett (6:05)	RICHMOND (1:05)	@ Buies Creek (7:00)	GREAT LAKES (1:00)	

2018 MINOR LEAGUE SCHEDULE

DATE	DAY	CLEVELAND	COLUMBUS	AKRON	LYNCHBURG	LAKE COUNTY	MAHONING VALLEY
29-May	Tue	CHICAGO NL (6:10)	@ Buffalo (6:05)	@ Altoona (6:00)	CAROLINA (TBD)	@ Lansing (7:05)	
30-May	Wed	CHICAGO NL (1:10)	@ Buffalo (6:05)	@ Altoona (6:00)	CAROLINA (TBD)	@ Lansing (10:35)	
31-May	Thu	@ Minnesota (8:10)	@ Buffalo (10:35)	@ Altoona (10:30)	CAROLINA (TBD)	@ Lansing (7:05)	
1-Jun	Fri	@ Minnesota (8:10)	@ Syracuse (7:05)	ERIE (7:05)	@ Frederick (7:00)	@ South Bend (7:35)	
2-Jun	Sat	@ Minnesota (4:10)	@ Syracuse (7:05)	ERIE (7:05)	@ Frederick (6:00)	@ South Bend (7:05)	
3-Jun	Sun	@ Minnesota (2:10)	@ Syracuse (1:05)	ERIE (2:05)	@ Frederick (2:00)	@ South Bend (2:05)	
4-Jun	Mon	OFF DAY	OFF DAY	OFF DAY	OFF DAY	OFF DAY	
5-Jun	Tue	MILWAUKEE (7:10)	NORFOLK (7:05)	@ New Hampshire (6:35)	@ Wilmington (6:35)	DAYTON (7:00)	
6-Jun	Wed	MILWAUKEE (1:10)	NORFOLK (7:05)	@ New Hampshire (10:35)	@ Wilmington (6:35)	DAYTON (7:00)	
7-Jun	Thu	OFF DAY	NORFOLK (12:05)	@ New Hampshire (6:35)	@ Wilmington (6:35)	DAYTON (7:00)	
8-Jun	Fri	@ Detroit (7:10)	BUFFALO (7:15)	@ Portland (7:00)	POTOMAC (TBD)	@ Great Lakes (7:05)	
9-Jun	Sat	@ Detroit (4:10)	BUFFALO (7:15)	@ Portland (6:00)	POTOMAC (TBD)	@ Great Lakes (7:05)	
10-Jun	Sun	@ Detroit (1:10)	BUFFALO (2:05)	@ Portland (1:00)	POTOMAC (TBD)	@ Great Lakes (2:05)	
11-Jun	Mon	@ Chicago NL (8:10)	@ Louisville (7:00)	OFF DAY	@ Frederick (7:00)	@ Great Lakes (7:05)	
12-Jun	Tue	@ Chicago NL (8:10)	@ Louisville (7:00)	NEW HAMPSHIRE (7:05)	@ Frederick (7:00)	LANSING (7:00)	
13-Jun	Wed	@ Chicago NL (8:10)	@ Louisville (7:00)	NEW HAMPSHIRE (7:05)	@ Frederick (7:00)	LANSING (12:00)	
14-Jun	Thu	@ Chicago NL (2:10)	@ Louisville (7:00)	NEW HAMPSHIRE (7:05)	SALEM (TBD)	LANSING (7:00)	
15-Jun	Fri	MINNESOTA (7:10)	INDIANAPOLIS (7:15)	@ Reading (7:05)	SALEM (TBD)	BOWLING GREEN (7:00)	WEST VIRGINIA (7:05)
16-Jun	Sat	MINNESOTA (4:10)	INDIANAPOLIS (7:15)	@ Reading (6:35)	SALEM (TBD)	BOWLING GREEN (7:00)	WEST VIRGINIA (7:05)
17-Jun	Sun	MINNESOTA (1:10)	INDIANAPOLIS (2:05)	@ Reading (5:05)	SALEM (TBD)	BOWLING GREEN (4:00)	WEST VIRGINIA (4:05)
18-Jun	Mon	CHICAGO NL (7:10)	OFF DAY	OFF DAY	ALL-STAR BREAK	ALL-STAR BREAK	@ State College (7:05)
19-Jun	Tue	CHICAGO NL (7:10)	@ Charlotte (7:05)	HARTFORD (7:05)	ALL-STAR BREAK	ALL-STAR BREAK	@ State College (7:05)
20-Jun	Wed	CHICAGO NL (1:10)	@ Charlotte (7:05)	HARTFORD (7:05)	ALL-STAR BREAK	ALL-STAR BREAK	@ State College (7:05)
21-Jun	Thu	OFF DAY	@ Charlotte (7:05)	HARTFORD (7:05)	MYRTLE BEACH (TBD)	@ Bowling Green (7:35)	AUBURN (7:05)
22-Jun	Fri	DETROIT (7:10)	@ Gwinnett (7:05)	HARRISBURG (7:05)	MYRTLE BEACH (TBD)	@ Bowling Green (7:35)	AUBURN (7:05)
23-Jun	Sat	DETROIT (6:10)	@ Gwinnett (6:05)	HARRISBURG (7:05)	MYRTLE BEACH (TBD)	@ Bowling Green (7:35)	AUBURN (7:05)
24-Jun	Sun	DETROIT (1:10)	@ Gwinnett (1:05)	HARRISBURG (2:05)	MYRTLE BEACH (TBD)	@ Bowling Green (3:05)	WILLIAMSPORT (4:05)
25-Jun	Mon	@ St. Louis (8:15)	LOUISVILLE (7:05)	@ Bowie (7:05)	@ Wilmington (6:35)	@ Lansing (7:05)	WILLIAMSPORT (7:05)
26-Jun	Tue	@ St. Louis (8:15)	LOUISVILLE (7:05)	@ Bowie (7:05)	@ Wilmington (6:35)	@ Lansing (7:05)	WILLIAMSPORT (7:05)
27-Jun	Wed	@ St. Louis (8:15)	LOUISVILLE (7:05)	@ Bowie (7:05)	@ Wilmington (6:35)	@ Lansing (12:05)	OFF DAY

2018 MINOR LEAGUE SCHEDULE

DATE	DAY	CLEVELAND	COLUMBUS	AKRON	LYNCHBURG	LAKE COUNTY	MAHONING VALLEY
28-Jun	Thu	OFF DAY	INDIANAPOLIS (7:05)	@ Bowie (7:05)	@ Wilmington (6:35)	FORT WAYNE (7:00)	@ West Virginia (7:05)
29-Jun	Fri	@ Oakland (10:05)	INDIANAPOLIS (7:15)	ALTOONA (7:05)	@ Wilmington (7:05)	FORT WAYNE (7:00)	@ West Virginia (7:05)
30-Jun	Sat	@ Oakland (4:05)	INDIANAPOLIS (7:15)	ALTOONA (7:05)	@ Frederick (6:00)	FORT WAYNE (7:00)	@ West Virginia (7:05)
1-Jul	Sun	@ Oakland (4:05)	INDIANAPOLIS (2:05)	ALTOONA (2:05)	@ Frederick (2:00)	FORT WAYNE (4:00)	@ State College (6:05)
2-Jul	Mon	@ Kansas City (8:15)	@ Toledo (7:05)	ALTOONA (7:05)	@ Frederick (7:00)	DAYTON (7:00)	@ State College (7:05)
3-Jul	Tue	@ Kansas City (8:15)	@ Toledo (7:05)	ALTOONA (7:05)	@ Frederick (7:00)	DAYTON (7:00)	@ State College (7:05)
4-Jul	Wed	@ Kansas City (8:15)	TOLEDO (7:05)	@ Richmond (6:35)	WILMINGTON (TBD)	@ Dayton (7:00)	BATAVIA (7:05)
5-Jul	Thu	OFF DAY	TOLEDO (7:05)	@ Richmond (6:35)	WILMINGTON (TBD)	@ Dayton (7:00)	BATAVIA (7:05)
6-Jul	Fri	OAKLAND (7:10)	@ Indianapolis (7:15)	@ Richmond (7:05)	WILMINGTON (TBD)	WEST MICHIGAN (7:00)	BATAVIA (7:05)
7-Jul	Sat	OAKLAND (4:10)	@ Indianapolis (7:05)	@ Richmond (6:05)	WILMINGTON (TBD)	WEST MICHIGAN (7:00)	WILLIAMSPORT (7:05)
8-Jul	Sun	OAKLAND (1:10)	@ Indianapolis (1:35)	@ Richmond (1:05)	WILMINGTON (TBD)	WEST MICHIGAN (1:30)	WILLIAMSPORT (4:05)
9-Jul	Mon	CINCINNATI (7:10)	ALL-STAR BREAK	ALL-STAR BREAK	POTOMAC (TBD)	WEST MICHIGAN (7:00)	WILLIAMSPORT (7:05)
10-Jul	Tue	CINCINNATI (7:10)	ALL-STAR BREAK	ALL-STAR BREAK	POTOMAC (TBD)	OFF DAY	OFF DAY
11-Jul	Wed	CINCINNATI (7:10)	ALL-STAR BREAK	ALL-STAR BREAK	POTOMAC (TBD)	@ Peoria (8:00)	@ Staten Island (TBD)
12-Jul	Thu	NEW YORK (7:10)	@ Louisville (7:00)	BINGHAMTON (7:05)	POTOMAC (TBD)	@ Peoria (8:00)	@ Staten Island (7:00)
13-Jul	Fri	NEW YORK (7:00)	@ Louisville (7:00)	BINGHAMTON (7:05)	@ Carolina (7:00)	@ Peoria (8:00)	@ Staten Island (7:00)
14-Jul	Sat	NEW YORK (7:15)	@ Louisville (6:30)	BINGHAMTON (7:05)	@ Carolina (6:00)	@ Cedar Rapids (7:35)	HUDSON VALLEY (7:05)
15-Jul	Sun	NEW YORK (1:10)	@ Louisville (6:00)	BINGHAMTON (2:05)	@ Carolina (2:00)	@ Cedar Rapids (3:05)	HUDSON VALLEY (4:05)
16-Jul	Mon	ALL-STAR BREAK	LEHIGH VALLEY (7:05)	@ Harrisburg (6:30)	@ Carolina (7:00)	@ Cedar Rapids (12:05)	HUDSON VALLEY (7:05)
17-Jul	Tue	ALL-STAR BREAK	LEHIGH VALLEY (12:05)	@ Harrisburg (6:30)	OFF DAY	OFF DAY	@ Auburn (6:30)
18-Jul	Wed	ALL-STAR BREAK	LEHIGH VALLEY (7:05)	@ Harrisburg (12:00)	WILMINGTON (TBD)	CLINTON (7:00)	@ Auburn (6:30)
19-Jul	Thu	ALL-STAR BREAK	SCRANTON/WB (7:05)	RICHMOND (7:05)	WILMINGTON (TBD)	CLINTON (11:00)	@ Auburn (6:30)
20-Jul	Fri	@ Texas (8:05)	SCRANTON/WB (7:15)	RICHMOND (7:05)	WILMINGTON (TBD)	CLINTON (7:00)	@ Batavia (7:05)
21-Jul	Sat	@ Texas (8:05)	SCRANTON/WB (7:15)	RICHMOND (7:05)	CAROLINA (TBD)	BURLINGTON (7:00)	@ Batavia (7:05)
22-Jul	Sun	@ Texas (3:05)	SCRANTON/WB (4:05)	RICHMOND (2:05)	CAROLINA (TBD)	BURLINGTON (4:00)	@ Batavia (1:05)
23-Jul	Mon	PITTSBURGH (7:10)	OFF DAY	ALTOONA (7:05)	CAROLINA (TBD)	BURLINGTON (7:00)	OFF DAY
24-Jul	Tue	PITTSBURGH (7:10)	@ Pawtucket (7:05)	ALTOONA (7:05)	@ Down East (7:00)	OFF DAY	BROOKLYN (7:05)
25-Jul	Wed	PITTSBURGH (1:10)	@ Pawtucket (7:05)	ALTOONA (12:05)	@ Down East (12:05)	@ West Michigan (7:05)	BROOKLYN (7:05)
26-Jul	Thu	OFF DAY	@ Pawtucket (11:05)	@ Erie (7:05)	@ Down East (7:00)	@ West Michigan (7:05)	BROOKLYN (7:05)
27-Jul	Fri	@ Detroit (7:10)	@ Lehigh Valley (7:05)	@ Erie (7:05)	@ Myrtle Beach (TBD)	@ West Michigan (7:05)	@ Aberdeen (7:05)
28-Jul	Sat	@ Detroit (6:10)	@ Lehigh Valley (6:35)	@ Erie (7:05)	@ Myrtle Beach (TBD)	GREAT LAKES (7:00)	@ Aberdeen (6:05)

2018 MINOR LEAGUE SCHEDULE

DATE	DAY	CLEVELAND	COLUMBUS	AKRON	LYNCHBURG	LAKE COUNTY	MAHONING VALLEY
29-Jul	Sun	@ Detroit (1:10)	@ Lehigh Valley (1:35)	@ Erie (1:35)	@ Myrtle Beach (TBD)	GREAT LAKES (7:00)	@ Aberdeen (4:05)
30-Jul	Mon	@ Minnesota (8:10)	INDIANAPOLIS (7:05)	OFF DAY	OFF DAY	GREAT LAKES (7:00)	WILLIAMSPORT (7:05)
31-Jul	Tue	@ Minnesota (8:10)	INDIANAPOLIS (7:05)	BOWIE (7:05)	SALEM (TBD)	GREAT LAKES (11:00)	WILLIAMSPORT (7:05)
1-Aug	Wed	@ Minnesota (1:10)	INDIANAPOLIS (7:05)	BOWIE (7:05)	SALEM (TBD)	BOWLING GREEN (7:00)	WILLIAMSPORT (7:05)
2-Aug	Thu	OFF DAY	LOUISVILLE (7:05)	BOWIE (7:05)	SALEM (TBD)	BOWLING GREEN (7:00)	@ Batavia (7:05)
3-Aug	Fri	LOS ANGELES AL (7:00)	LOUISVILLE (7:15)	@ Albion (7:00)	@ Buies Creek (7:00)	BOWLING GREEN (7:00)	@ Batavia (7:05)
4-Aug	Sat	LOS ANGELES AL (7:10)	LOUISVILLE (7:15)	@ Albion (6:00)	@ Buies Creek (6:00)	@ Great Lakes (7:05)	@ Batavia (7:05)
5-Aug	Sun	LOS ANGELES AL (1:10)	LOUISVILLE (4:05)	@ Albion (6:00)	@ Buies Creek (2:00)	@ Great Lakes (2:05)	STATE COLLEGE (4:05)
6-Aug	Mon	MINNESOTA (7:10)	OFF DAY	OFF DAY	@ Carolina (7:00)	@ Great Lakes (7:05)	STATE COLLEGE (7:05)
7-Aug	Tue	MINNESOTA (7:10)	@ Durham (7:05)	READING (7:05)	@ Carolina (7:00)	OFF DAY	STATE COLLEGE (7:05)
8-Aug	Wed	MINNESOTA (7:10)	@ Durham (7:05)	READING (7:05)	@ Carolina (7:00)	FORT WAYNE (7:00)	@ Williamsport (7:05)
9-Aug	Thu	MINNESOTA (1:10)	@ Durham (7:05)	READING (7:05)	OFF DAY	FORT WAYNE (7:00)	@ Williamsport (7:05)
10-Aug	Fri	@ Chicago NL (8:10)	@ Norfolk (7:05)	PORTLAND (7:05)	DOWN EAST (TBD)	FORT WAYNE (7:00)	@ Williamsport (7:05)
11-Aug	Sat	@ Chicago NL (7:10)	@ Norfolk (7:05)	PORTLAND (7:05)	DOWN EAST (TBD)	@ South Bend (7:05)	@ West Virginia (7:05)
12-Aug	Sun	@ Chicago NL (2:10)	@ Norfolk (4:05)	PORTLAND (2:05)	DOWN EAST (TBD)	@ South Bend (2:05)	@ West Virginia (4:05)
13-Aug	Mon	@ Cincinnati (7:10)	ROCHESTER (7:05)	OFF DAY	OFF DAY	@ South Bend (7:05)	ALL-STAR BREAK
14-Aug	Tue	@ Cincinnati (7:10)	ROCHESTER (7:05)	@ Binghamton (6:35)	@ Wilmington (6:35)	@ South Bend (7:05)	ALL-STAR BREAK
15-Aug	Wed	@ Cincinnati (7:10)	ROCHESTER (12:05)	@ Binghamton (6:35)	@ Wilmington (6:35)	@ Dayton (7:00)	AUBURN (7:05)
16-Aug	Thu	OFF DAY	SYRACUSE (7:05)	@ Binghamton (6:35)	@ Wilmington (6:35)	@ Dayton (7:00)	AUBURN (7:05)
17-Aug	Fri	BALTIMORE (7:10)	SYRACUSE (7:15)	@ Harrisburg (7:00)	FREDERICK (TBD)	@ Dayton (7:00)	STATE COLLEGE (7:05)
18-Aug	Sat	BALTIMORE (4:05)	SYRACUSE (7:15)	@ Harrisburg (6:00)	FREDERICK (TBD)	WEST MICHIGAN (7:00)	STATE COLLEGE (7:05)
19-Aug	Sun	BALTIMORE (1:10)	SYRACUSE (4:05)	@ Harrisburg (1:30)	FREDERICK (TBD)	WEST MICHIGAN (7:00)	STATE COLLEGE (4:05)
20-Aug	Mon	@ Boston (7:10)	OFF DAY	@ Erie (7:05)	OFF DAY	WEST MICHIGAN (7:00)	@ Auburn (6:30)
21-Aug	Tue	@ Boston (7:10)	@ Indianapolis (7:05)	@ Erie (7:05)	POTOMAC (TBD)	SOUTH BEND (7:00)	@ Auburn (6:30)
22-Aug	Wed	@ Boston (7:10)	@ Indianapolis (7:05)	ERIE (7:05)	POTOMAC (TBD)	SOUTH-BEND (7:00)	@ Auburn (6:30)
23-Aug	Thu	@ Boston (1:05)	@ Indianapolis (7:05)	ERIE (7:05)	POTOMAC (TBD)	SOUTH BEND (7:00)	VERMONT (7:05)
24-Aug	Fri	@ Kansas City (8:15)	@ Toledo (7:05)	HARRISBURG (7:05)	@ Potomac (7:05)	@ Bowling Green (7:35)	VERMONT (7:05)
25-Aug	Sat	@ Kansas City (7:15)	@ Toledo (4:05)	HARRISBURG (7:05)	@ Potomac (6:35)	@ Bowling Green (7:35)	VERMONT (7:05)
26-Aug	Sun	@ Kansas City (2:15)	@ Toledo (7:05)	HARRISBURG (2:05)	@ Potomac (1:05)	@ Bowling Green (3:05)	@ Williamsport (7:05)
27-Aug	Mon	OFF DAY	@ Toledo (6:35)	BOWIE (7:05)	WILMINGTON (TBD)	@ Bowling Green (1:05)	@ Williamsport (7:05)
28-Aug	Tue	MINNESOTA (7:10)	LOUISVILLE (6:35)	BOWIE (7:05)	WILMINGTON (TBD)	OFF DAY	@ Williamsport (7:05)

DATE	DAY	CLEVELAND	COLUMBUS	AKRON	LYNCHBURG	LAKE COUNTY	MAHONING VALLEY
29-Aug	Wed	MINNESOTA (7:10)	LOUISVILLE (6:35)	BOWIE (7:05)	WILMINGTON (TBD)	@ Fort Wayne (7:05)	BATAVIA (7:05)
30-Aug	Thu	MINNESOTA (1:10)	LOUISVILLE (6:35)	BOWIE (7:05)	WILMINGTON (TBD)	@ Fort Wayne (7:05)	BATAVIA (7:05)
31-Aug	Fri	TAMPA BAY (7:10)	TOLEDO (7:15)	@ Erie (7:05)	@ Salem (TBD)	@ Fort Wayne (7:05)	BATAVIA (7:05)
1-Sep	Sat	TAMPA BAY (7:10)	TOLEDO (7:15)	@ Erie (6:05)	@ Salem (TBD)	LANSING (7:00)	@ West Virginia (7:05)
2-Sep	Sun	TAMPA BAY (4:10)	TOLEDO (4:05)	@ Erie (6:05)	@ Salem (TBD)	LANSING (1:30)	@ West Virginia (4:05)
3-Sep	Mon	KANSAS CITY (4:10)	TOLEDO (2:05)	@ Erie (1:05)	@ Salem (TBD)	LANSING (1:00)	@ West Virginia (1:05)
4-Sep	Tue	KANSAS CITY (7:10)					
5-Sep	Wed	KANSAS CITY (1:10)					
6-Sep	Thu	@ Toronto (7:07)					
7-Sep	Fri	@ Toronto (7:07)					
8-Sep	Sat	@ Toronto (4:07)					
9-Sep	Sun	@ Toronto (1:07)					
10-Sep	Mon	@ Tampa Bay (7:10)					
11-Sep	Tue	@ Tampa Bay (7:10)					
12-Sep	Wed	@ Tampa Bay (7:10)					
13-Sep	Thu	OFF DAY					
14-Sep	Fri	DETROIT (7:10)					
15-Sep	Sat	DETROIT (1:05)					
16-Sep	Sun	DETROIT (1:10)					
17-Sep	Mon	OFF DAY					
18-Sep	Tue	CHICAGO NL (7:10)					
19-Sep	Wed	CHICAGO NL (7:10)					
20-Sep	Thu	CHICAGO NL (7:10)					
21-Sep	Fri	BOSTON (7:10)					
22-Sep	Sat	BOSTON (7:10)					
23-Sep	Sun	BOSTON (7:10)					
24-Sep	Mon	@ Chicago NL (8:10)					
25-Sep	Tue	@ Chicago NL (8:10)					
26-Sep	Wed	@ Chicago NL (8:10)					
27-Sep	Thu	@ Kansas City (8:15)					
28-Sep	Fri	@ Kansas City (8:15)					
29-Sep	Sat	@ Kansas City (7:15)					
30-Sep	Sun	@ Kansas City (3:15)					



NATIONAL BASEBALL HALL OF FAME AND MUSEUM

25 Main Street, Cooperstown, New York 13326

Phone: (607) 547-7200 Fax: (607) 547-2044

Public Relations: (607) 547-0215

E-mail address: info@baseballhall.org

Website: baseballhall.org

Summer Hours: Memorial Day Weekend - Labor Day Weekend: 9 a.m. to 9 p.m.

Regular Hours: 9 a.m. to 5 p.m.

Holiday Closings: Thanksgiving Day, Christmas Day, and New Year's Day.

DIRECTORY: Jane Forbes Clark (Chairman), Joe Morgan (Vice Chairman), Jeff Idelson (President), Jeff Jones (Senior Vice President of Finance and Administration), Sean Gahagan (Vice President, Retail Merchandising & Licensing), Erik Strohl (Vice President, Exhibitions and Collections), Ken Melfert (Vice President, Sponsorship & Development)

RESEARCH AND LIBRARY CONTACTS: Jim Gates (Librarian)

PR CONTACTS: Jon Shestakofsky (Vice President, Communications & Education) and Craig Muider (Comm. Director)

HALL OF FAME WEEKEND 2018: July 27-30

Class of 2018: Vladimir Guerrero, Trevor Hoffman, Chipper

Jones, Jack Morris, Jim Thome, Alan Trammell

Awards: Sat. July 28, 4:30 p.m. ET, Doubleday Field

Induction: Sun. July 29, 1:30 p.m. ET, Clark Sports Center

HALL OF FAME CLASSIC 2018: May 25-27

Legends Game and Special Events

Game: Sat. May 26, Doubleday Field

For more information, visit baseballhall.org

INDIANS IN THE HALL OF FAME

A total of 35 former players, managers and executives in the Hall of Fame spent some or part of their professional careers with the Cleveland Indians. 2018 electees Jim Thome and Jack Morris. Thirteen Hall of Famers spent the majority of their careers in an Indians uniform, including Earl Averill, Lou Boudreau, Stan Coveleski, Larry Doby, Bob Feller, Elmer Flick, Addie Joss, Nap Lajoie, Bob Lamon, Joe Sewell, Tris Speaker, Jim Thome and Early Wynn. For a complete list of Cleveland Indians in the Hall of Fame, visit the "Hall of Famers" team pages at www.baseballhall.org.

NOTABLE INDIANS ARTIFACTS IN COOPERSTOWN

- Bat used by Jose Ramirez on Sept. 3 when he tied a record with five extra-base hits in one game.
- Spikes worn by Francisco Lindor during road games throughout the 2016 Postseason and World Series.
- Cap worn by ALCS MVP Andrew Miller during road games of 2016 ALCS.
- Bat and jersey worn by Jason Kipnis during the 2015 season.
- Jersey worn by Corey Kluber on Sept. 6, 2014 when he pitched a complete game for his 14th win of the season en route to winning the AL Cy Young Award.
- Bat used by Lonnie Chisenhall on June 9, 2014 when he recorded three home runs, five hits and nine RBI.
- Jersey worn by Jim Thome for the 604th of his career and final home run of the 2011 season on Sept. 23rd.
- Bat used by Grady Sizemore to record the first grand slam and a ball signed by starter Cliff Lee, the first winning pitcher at new Yankee Stadium on April 16, 2009.
- Jersey from Cliff Lee, who led for the big league lead in victories and won the American League Cy Young Award in 2008.
- Jersey worn by Asdrubal Cabrera on August 10, 2007 to commemorate the 50th anniversary of Larry Doby breaking the American League color barrier.
- Bat used by Ben Broussard on Aug. 12, 2004 to hit his second pinch-hit grand slam of the season, tying a major league record.
- Bat used by 1997 All-Star Game MVP Sandy Alomar, Jr. at Jacobs Field.
- Baseball from Bob Feller's April 16, 1940 Opening Day no-hitter.



Bat used by Jose Ramirez on Sept. 3, 2017 when he recorded five extra-base hits in one game.

A LOOK AHEAD TO 2019

Ballots for the 2019 Hall of Fame/BBWAA election will be distributed following the 2018 season with results from the voting scheduled to be announced in January 2019. A partial list of first-year candidates for election includes: Roy Halladay, Todd Helton, Andy Pettitte and Mariano Rivera. Historical information on past BBWAA elections and the election process can be accessed at www.baseballhall.org or by contacting the Hall of Fame Communications department.


CONNECT TO COOPERSTOWN

- For up-to-the-minute news from Cooperstown, visit at www.baseballhall.org. Stay up-to-date on all the activity at the Hall of Fame's official site and through social networking on Facebook, Instagram, Twitter and YouTube.
- If you would like to receive interesting stories and timely news items direct from the Hall of Fame and get the inside track on the latest happenings in Cooperstown, sign up for *Inside Pitch*. There's no cost to receive our weekly electronic newsletter in your e-mail box at home or work and it's easy to enroll. Just log on to www.baseballhall.org/insidepitch.
- If you have an interest in receiving *Around The Horn*, the Hall's monthly media newsletter, please send an e-mail to info@baseballhall.org. Be sure to include your name, name of organization and e-mail address. Or visit www.baseballhall.org/ath.

RESEARCH ASSISTANCE

The Hall of Fame is pleased to provide assistance in baseball research and members of the media are encouraged to utilize this valuable baseball resource whenever necessary by calling the Public Relations department at (607) 547-0215, or the Library Reference desk at (607) 547-0330.

2017 Season in Review



*Corey Kluber
Cy Young 2014/2017
Only two-time Cy Young Award Winner in franchise history*

Catcher Profiles	323
Day-by-Day	325-327
Disabled List	334
Final Major League Standings	322
Odds-n-Ends/Misc Stats	323-324
Off-Season Transactions	334
2017 Postseason Recap	331
Record by Day of Week, by Month	323
Runs by Inning	323
Team Highlights	314-322
Transactions	332-334
Tribe Batting, Pitching	329-330
Won-Lost Breakdown	328

2017 CLEVELAND INDIANS SEASON IN REVIEW

2017 A.L. CENTRAL CHAMPS: The Cleveland Indians posted their **fifth consecutive winning season**, finishing the 2017 campaign with a record of 102-60 (.630) to win their **second consecutive A.L. Central Division title, ninth overall**...following the 1994 strike, Cleveland first won the A.L. Central in 1995, adding the others in '96, '97, '98, '99, '01, '07 and '16, as **2016-17 signals first back-to-back division titles since that run of five straight from '95-'99**...marked the fifth time to clinch the A.L. Central while playing in Cleveland, as the Indians also secured division titles at home in '95, '97, '01 and '07...**the Indians finished with a 17.0-game lead** over 2nd-place Minnesota in the division standings, **the club's largest lead to finish a season since ending the 1999 campaign with a 21.5-game advantage** on the way to an appearance in the ALDS against Boston (*largest that season was 25.5 on Sept. 14*)...Cleveland clinched the club's third Postseason berth in five years ('13, '16, '17) on Sept. 14 when Los Angeles-AL lost to Houston; the Indians officially clinched the A.L. Central Division title on Sept. 16 following the combination of an 8-4 victory over Kansas City at Progressive Field paired alongside Minnesota's 7-2 loss vs. Toronto later that evening.

At 102-60 (.630), **Cleveland finished with the best winning pct. in the A.L. and 2nd-best in the Majors** behind Los Angeles-NL (.642, 104-58)...**sixth time in franchise history for Cleveland to finish with the A.L.'s best record outright, first since 1996** when Tribe went an MLB-best 99-62, .615 (*also tied Boston for MLB's best record in 2007*)...other instances, all best records in Majors: **1920** (.636, 98-56), **1948** (.626, 97-58), **1954** (.721, 111-43), **1995** (.694, 100-44)...Cleveland's current streak of five consecutive winning seasons from 2013-17 signals the longest such stretch for the Indians since stringing together 8 such campaigns from 1994-2001...Cleveland joins New York-AL as one of only two A.L. teams to finish above .500 in each of the last five seasons, one of just five teams in the Majors to do so along with Los Angeles-NL, St. Louis and Washington...in going a combined 454-354 (.562) from 2013-17, Cleveland owns the A.L.'s best winning pct. over the past five seasons since TERRY FRANCONA was named as the franchise's 42nd manager, also 4th-best in the Majors.

BEST RECORDS IN MAJORS, 2017

Team	Win%	W-L
Los Angeles-NL	.642	104-58
Cleveland	.630	102-60
Houston	.623	101-61
Washington	.599	97-65
Arizona	.574	93-69
Boston	.574	93-69
Chicago-NL	.568	92-70

HIGHEST WIN % IN MAJORS, 2013-17

Team	Win%	W-L
Los Angeles Dodgers	.584	473-337
Washington Nationals	.564	457-353
St. Louis Cardinals	.563	456-354
Cleveland Indians	.562	454-354
Pittsburgh Pirates	.535	433-376
Boston Red Sox	.533	432-378
Chicago Cubs	.533	431-378

After going 48-45 (.516) to start the year (April 3-July 20), Cleveland posted a Major League-best 54-15 (.783) record from July 21 to the end of the season, gaining 16.5 games in the A.L. Central standings over that span (*held a half-game lead through July 20*)...**Cleveland finished the season 42 games above the .500 mark to match the club's high-water mark of 2017** (2x, *also 101-59 on Sept. 29*), most games above .500 since finishing the 1995 season at +56, 100-44...the club's low-water mark of 2017 was 2 games below the .500 mark (2x, 4-6 and 5-7).

102-WIN SEASON: Cleveland (102-60) achieved the third 100-win season in the 117-year history of the franchise alongside 1954 (111-43) & 1995 (100-44), as **the Tribe's 102 wins were 2nd-most all-time for the club**...also **most wins by any team in A.L. Central history** (1994 realignment), as Cleveland is the only team in the division ever to reach even the 100-win threshold, having now accomplished the feat twice - one of 12 A.L. teams overall to reach 100+ wins since '94...Los Angeles-NL (104-58) & Houston (101-61) also reached the century mark in 2017, as **the Indians and Astros became the first A.L. teams to win at least 100 games in eight years since the 2009 New York Yankees** (103-59).

THE STANDINGS: Cleveland (102-60, .630) finished the regular season with sole possession of 1st place in the A.L. Central Division standings, as the Tribe's 17.0-game lead over 2nd-place Minnesota (85-77) matched the club's largest of the season (*total of 6 days: Sept. 20-21, Sept. 28-Oct. 1*)...Kansas City (80-82, -.22.0G) finished in 3rd place, Chicago-AL (67-95, -.35.0G) finished in 4th place and Detroit (64-98, -.38.0G) finished in 5th place...Cleveland's largest divisional deficit of 2017 was -3.0GB (last, May 27)...the Indians spent 132 total days in 1st place, 39 days in 2nd place, 7 days in 3rd place, 3 days in 4th place and 2 days in 5th place...Cleveland held the top spot in the division for 98 consecutive days to end the season from June 26 on (106 of final 107 days starting June 17).

2017 CLEVELAND INDIANS SEASON IN REVIEW

A.L. CENTRAL SUCCESS: For a second straight year, Cleveland's A.L. Central title was powered by considerable success against divisional opponents, as the Indians went 50-26 (.658) against A.L. Central foes in 2017 - **Cleveland's most intradivision wins ever since 1994 realignment**, surpassing the previous mark established in 2016 (49-26)...1998 realignment added Detroit and subtracted Milwaukee to create the five-team mix that exists today.

CLEVELAND'S HIGHEST WIN TOTAL vs. AL CENTRAL, 1994-2017

Year	W-L	Win%
2017	50-26	.658
2016	49-26	.653
2007	48-24	.667
2001	47-29	.618

The Indians put together a 15-game divisional winning streak from Aug. 25-Sept. 14, the longest winning streak for Cleveland within the A.L. Central since its 1994 inception...that 15-game stretch fell entirely within the confines with the club's A.L.-record 22-game winning streak from Aug. 24-Sept. 14.

RUN DIFFERENTIAL: Cleveland posted the highest run differential in the Majors at +254, also the 2nd-largest margin in franchise history behind only the 1948 campaign (+272, 840-568)...the Tribe has a +434 run diff. in the team's 102 wins (675-241) and a -180 run diff. in the 60 losses (143-323)...Cleveland featured one of the most productive offenses in baseball, as club's 818 runs were 3rd-most in the A.L. and 6th-most in the Majors behind only Houston (896), New York-AL (858), Colorado (824), Chicago-NL (822) & Washington (819)...meanwhile, Cleveland's pitching staff allowed a Major League-low 564 runs, 16 fewer runs allowed than next-closest MLB team (Dodgers, 580) and nearly 100 fewer runs (96) allowed than next-closest A.L. team (Yankees, 660).

BEST RUN DIFFERENTIALS IN MAJORS, 2017

Team	+/-	RS	RA
Cleveland	+254	818	564
New York-AL	+198	858	660
Houston	+196	896	700
Los Angeles-NL	+190	770	580
Arizona	+153	812	659
Washington	+147	819	672
Chicago-NL	+127	822	695
Boston	+117	785	668

A.L. RECORD 22-GAME WINNING STREAK: The Indians won 22 consecutive games from Aug. 24-Sept. 14 to establish the longest winning streak in American League history and the 2nd-longest in the history of Major League Baseball behind only a 26-game streak by the 1916 New York Giants from Sept. 7-30, 1916 (as recognized by the *Elias Sports Bureau*)...New York-NL's 26-game streak in 1916 took place entirely at home at the Polo Grounds and included one tie vs. Pittsburgh, which came on Sept. 18 between wins 12 & 13 before getting replayed the following day...the A.L. record-setting 22nd win came in walk-off fashion at Progressive Field on Sept. 14 vs. Kansas City, as **JAY BRUCE** ended the 10.0-inning contest with an RBI double to right field - marked the Tribe's only extra-inning game of the streak.

LONGEST SINGLE-SEASON WIN STREAKS, MAJOR LEAGUE HISTORY

Team	G's	Dates
New York Giants	26	Sept. 7-30, 1916
Cleveland Indians	22	Aug. 24-Sept. 14, 2017
Chicago White Stockings	21	June 2-July 9, 1880
Chicago Cubs	21	Sept. 4-27, 1935
St. Louis Maroons	20	April 20-May 23, 1884
Providence Grays	20	Aug. 7-Sept. 8, 1884
Oakland Athletics	20	Aug. 13-Sept. 4, 2002

2017 CLEVELAND INDIANS SEASON IN REVIEW

The accomplishment simultaneously established the longest winning streak in Cleveland franchise history, little more than one year after the Indians set the previous mark with 14 consecutive victories from June 17-July 1, 2016, surpassing a pair of 13-game heaters in 1942 (April 18-May 2) and 1951 (Aug. 2-15)...the Indians became just the third team in the Modern Era of Major League history (since 1900) with multiple winning streaks of 14+ games in back-to-back seasons, joining the New York Giants in 1912 (16 straight) and 1913 (14 straight), as well as the Chicago Cubs in 1935 (21 straight) and 1936 (15 straight)...two other teams accomplished the feat prior to 1900: the 1885 (18) & 1886 (14) Chicago White Stockings (now the Cubs), as well as the N.L. installment of the Baltimore Orioles in 1894 (18) & 1895 (14)...Cleveland became just the 9th team dating back to 1913 to accomplish separate winning streaks of 10+ games at home as well as on the road in the same season - one of 5 teams to do so in the Divisional Era since 1969 (also '69 Orioles, '77 Royals, '02 Athletics, '15 Mets)...the '47 Yankees and '02 A's were the only teams other than Cleveland to have these streaks occur concurrently...Tribe's 2nd-longest winning streak of 2017 was 9 games, July 21-29, as Cleveland had multiple win streaks of 9+ games for the first time since 1954 when team had four total (two 11-gamers, two 9-gamers)...**Cleveland's longest losing streak of the season lasted just 4 games, July 9-16** - the Tribe's first losing skid of more than 3 games since July of 2015.

During Cleveland's historic 22-game winning streak the Tribe nearly quadrupled the run production of their opponents, outscoring opponents by a 142-37 margin (+105; 6.5RPG vs. 1.7RPG)...the +105 run differential signaled the best 22-game margin in Cleveland franchise history - largest by any MLB team since the 1939 New York Yankees had 8 different 22-game spans of 107+ (best was +132 from Aug. 9-29) - and was also greater than the overall season-ending run differential for all but 8 of the 30 Major League teams...**Cleveland hit more homers (41) during the streak than runs allowed (37)**...the Indians outscored opponents 69-14 (+55) in innings 1-through-3.

RUNS SCORED BY INNING DURING 22-GAME WINNING STREAK

	Aug. 24-Sept. 14, 2017									
	1	2	3	4	5	6	7	8	9	10
Cleveland	30	26	13	8	9	20	16	10	9	1
Opponents	8	3	3	3	4	5	3	3	5	0

Cleveland scored first in 19 of the 22 games (exceptions: Sept. 9 vs. BAL, Sept. 13 vs. DET, Sept. 14 vs. KC), while the Indians trailed for just 8.0 of 199.0 innings (4.0 of those came Sept. 14 vs. KC)...Tribe offense batted .306 (238/777) with 54 doubles, 7 triples, 41 HR and a .937 OPS, hitting .256 (57/223) w/RISP...club plated double-digit run totals six times across the 22 games...pitching staff posted a 1.58 ERA (199.0IP, 149H, 37R-35ER, 11HR, 37BB, 200SO, .208 avg.) and recorded 7 shutouts...starting rotation recorded 19 of the 22 wins while posting a 1.77 ERA (137.2IP, 107H, 29R-27ER, 9HR, 26BB, 139SO, .214 AVG)...bullpen registered a 1.17 ERA (61.1IP, 42H, 8R-ER, 2HR, 11BB, 61SO, .193 AVG), going 7 for 8 in save opportunities...**Streak leaders**...**G's**: Lindor/Santana/Urshela (21), **Hits**: Lindor (31-86, .360), **Hits w/RISP**: Díaz(6/18, .333)/Encarnacion(6/20, .300), **Extra-base Hits**: Ramírez (20); **HR's**: Lindor (9), **RBI**: Lindor (20), **Runs**: Lindor (19), **OPS**: Ramírez (1.405), **GS**: Bauer/Carrasco/Clevinger/Kluber (4), **W's**: Bauer/Clevinger/Kluber (4), **K's**: Kluber (35), **CG's**: Carrasco/Kluber (1).

Cleveland's 22-game streak marked just the 27th winning streak of at least 15 games in the Majors since 1901...the Tribe's incredible feat began the same day as Arizona's 13-game winning streak from Aug. 24-Sept. 6, **the first time in MLB history for two teams to have simultaneous winning streaks of 13+ games**...the Indians had six consecutive series sweeps at one point during the streak...club swept a pair of doubleheaders on consecutive game dates Aug. 30 at New York-AL & Sept. 1 at Detroit (see separate DH note); first team to sweep a pair of DH's that fell during any point during a winning streak of 15+ games since the 1977 Kansas City Royals (16G streak, 3 DH sweeps)...the Indians won 11 of their final 15 games immediately following the 22-game streak (Sept. 15-Oct. 1).

ALL-STAR GAME: The Indians were represented by five players in MLB's 88th Mid-Summer Classic, equaling the most individual selections by any team in the Majors in 2017 along with Houston, New York-AL & Washington...**JOSÉ RAMÍREZ** earned his first career All-Star selection via fan voting, the first Indians position player to earn a starting nod via fan vote since **Juan Gonzalez** in 2001 and youngest since **Sandy Alomar Jr.** in 1990...**MICHAEL BRANTLEY**, **COREY KLUBER**, **FRANCISCO LINDOR** & **ANDREW MILLER** all earned their second career selections - Kluber through the Office of the Commissioner, the other three via player voting...**signed most selections for Cleveland since sending five players in 2004 (Rafael Belliard, Matt Lawton, Victor Martinez, CC Sabathia, Jake Westbrook)**...Kluber became the first Indians starting right-handed pitcher to earn consecutive All-Star bids since **Early Wynn** from 1955-57...Miller became the first left-handed Cleveland reliever to make the A.L. All-Star team since **Sid Monge** in 1979...in keeping with tradition for pennant winners, Indians coaches and several staff members also made the trip to Miami, Florida, with the exception of **TERRY FRANCONA**, who was recovering from a cardiac ablation procedure...Bench Coach **BRAD MILLS** managed the A.L. squad in his absence.

2017 CLEVELAND INDIANS SEASON IN REVIEW

ATTENDANCE: Cleveland drew a total of 2,048,138 fans to Progressive Field across 81 home dates in 2017 (25,285-per-game), an increase of 456,471 and 28.7% over 2016's total attendance figure (1,591,667)...marked the **15th time in franchise history to reach two million in paid attendance, first since 2008**...club maintained all 81 home dates for a second consecutive season after losing three in each of the previous two seasons (2014-15)...the Indians enjoyed 13 sellout crowds in 2017, most since 2001 (34)...largest regular season single-game crowd in Cleveland was 35,002 on April 11 vs. Chicago-AL (home opener); largest non-home opener crowd was 34,726 on July 8 vs. Detroit...club's largest single-game crowd on the road was 48,350 on April 3 at Texas (Opening Day).

AWARDS: Two different Cleveland players were honored with monthly awards from Major League Baseball (four total monthly awards)...**COREY KLUBER** was named A.L. Pitcher of the Month three times, taking home the award in **June** (6GS: 4-0, 1.26ERA, 43.0IP, 22H, 8R-6ER, 7BB, 64SO), **August** (6GS: 5-1, 1.96ERA, 46.0IP, 23H, 10R-ER, 6BB, 54SO) and **September** (6GS: 5-0, 0.84ERA, 43.0IP, 31H, 6R-4ER, 3BB, 50SO)...first with three Pitcher of the Month awards in the same season since **Dallas Keuchel** during his 2015 Cy Young season...**CODY ALLEN** was named A.L. Reliever of the Month for **April** (0.90ERA, 6-for-6 in save opp's, 10.0IP, 10H, 1R-ER, 1BB, 20SO)...Cleveland players were also honored with four different A.L. Player of the Week awards, as Kluber (June 25, Sept. 17) & **JOSÉ RAMÍREZ** (June 18, Sept. 3) took home two each.

BASERUNNING: After leading the A.L. for the first time since 1999 with 134 stolen bases in 2016, Cleveland recorded 88 steals in 2017, T9th-most in the A.L. & T15th-most in the Majors...that said, Cleveland's 79.3% (88-for-111) stolen base success rate was 2nd-best in both the A.L. and Majors behind only the Yankees (80.4%, 90-for-112)...Tribe's 111 attempts ranked 10th in the A.L. & 17th in the Majors...the Tribe's record was 47-18 (.723) when recording at least one steal, 11-6 (.647) when recording multiple steals and 55-42 (.567) with no steals...rookie **BRADLEY ZIMMER** led the Indians with 18 steals, first Indians rookie to finish a season with the team-high since **Kenny Lofton** in 1992 (AL-high 66)...behind Zimmer, three other players finished in double-digits: **JOSÉ RAMÍREZ** (17-for-22), **FRANCISCO LINDOR** (15-for-18) and **MICHAEL BRANTLEY** (11-for-12).

BATTING: Cleveland batted .263 (1449/5511) as a team, 2nd-best in the A.L. and 5th in the Majors behind Houston (.282), Colorado (.273), Miami (.267) & Washington (.266)...**JOSÉ RAMÍREZ** finished with the 4th-highest qualifying avg. in the A.L. at .318 (186/585); second consecutive season for Ramirez to finish in the league's top 10 (.312, 7th in 2017)...**FRANCISCO LINDOR**'s .273 (178/651) avg. was next-highest on team...the Cleveland offense posted 2nd-highest OPS (.788) & 2nd-most extra-base hits (574) in the Majors behind Houston (.823OPS/604XBH), ranking among A.L. leaders in OBP (2nd, .339), SLG (2nd, .449), doubles (2nd, 333), walks (2nd, 604), total bases (3rd, 818), total bases (3rd, 2476), pitches-per-PA (4th, 3.97), base hits (5th, 1449), triples (5th, 29), sac flies (5th, 45), sac bunts (5th, 23) & home runs (8th, 212)...**team batting avg. by month:** April-.253, May-.241, June-.280, July-.279, Aug.-.242, Sept.-.283, Oct.-.179...the Indians hit .252 (360/1429) with runners in scoring position as a team, 9th in the A.L.; club had a .256 avg. w/ RISP at home, but a .248 mark w/ RISP on the road; Tribe had a .244 team avg. w/ RISP entering the All-Star break before hitting .262 w/ RISP in the 2nd "half"...Ramirez also had team-best .280 avg. w/RISP...Cleveland plated 294 of club's 818 runs (35.9%) with two outs, 3rd-most two-out runs in A.L. & 6th-most in Majors...club's .243 avg. with two outs ranked 5th in the A.L....Cleveland's offense was shut out by an opponent on just 6 occasions, T3rd-fewest in the A.L. & Majors, as only Minnesota (2) & New York-AL (3) had fewer.

CATCHING: Cleveland backstops guided the pitching staff to a Major League-low 3.30 ERA; figure was spread relatively evenly between the club's regular duo of **YAN GOMES** (3.36ERA in 103G) & **ROBERTO PÉREZ** (3.22ERA in 71G)...**FRANCISCO MEJÍA** (2.25ERA) caught just 4.0IP across 3 games...Indians battery-mates combined to cut down a Major League-high 39.8% (33 of 83) of attempted base-stealers...**Cleveland's 50 steals allowed were fewest in the Majors for a second consecutive year.**

CLOSE GAMES: Cleveland finished the season 20-15 (.571) in one-run games, the 4th-highest such winning pct. in the A.L. behind Seattle (.634, 26-15), Kansas City (.610, 25-16) & Houston (.594, 19-13), also 7th-highest in the Majors...Tribe's 35 one-run games were down from 49 in 2016 and T3rd-fewest in the A.L. & Majors, as only Houston (32) & Minnesota (33) had fewer...continued a recent trend for the Indians in one-run games, as Cleveland owns baseball's 2nd-best winning pct. in one-run games over the past 5 seasons since 2013 at .562 (118-92), trailing only Texas at .564 (128-99); club has finished above the .500 mark in one-run games in 4 of those 5 campaigns.

DAYS OF THE WEEK: Records by days of the week - Monday: 13-4; Tuesday: 12-12; Wednesday: 12-11; Thursday: 15-3; Friday: 15-11; Saturday: 18-10; Sunday: 17-9...the Tribe posted a .625 (50-30) winning pct. in games played Friday-Sunday, a figure that rises to .663 (65-33) when including Thursday games as well.

DAY & NIGHT RECORDS/SPLITS: Cleveland went a Major League-best 39-17 (.696) in day games and 63-43 (.594) in night games, 3rd-best in the A.L. & 6th in the Majors...Indians averaged 5.14 runs-per-game in day games (.275/.343/.465) and 5.00 runs-per-game in night games (.257/.337/.441)...pitching staff carried an MLB-low 3.01 ERA in day games, 45 points lower than the team's 3.46 ERA in night games.

DESIGNATED HITTERS: Cleveland DH's combined to bat .274 (152-555) with 24 doubles, 34 HR, 112 RBI, 104 runs and a .903 OPS (.391OBP/.512SLG), ranking 1st or 2nd among A.L. teams in each of the aforementioned categories with the exception of doubles...the 34 HR's, 112 RBI & .903 OPS by Cleveland DH's were most/highest since 2006 (45HR, 137RBI, 1.009OPS)...2017 saw 9 different Indians start at DH: Encarnacion-132, Santana-7, Diaz-5, Almonte-2, Kipnis-2, Brantley-1, Bruce-1, Lindor-1, Mejia-1.

2017 CLEVELAND INDIANS SEASON IN REVIEW

DIVISIONAL RECORDS: The Indians went 50-26 (.658) against A.L. Central opponents, the club's most wins ever within the division since 1994 realignment, eclipsing the previous mark established in 2016 (49-26)...tied with Houston (.658, 50-26 vs. A.L. West) for the best intradivision winning pct. in the Majors...**finished above the .500-mark against all four division rivals for the second straight & fourth year overall since current five-team mix was created with '98 realignment** (also 1999, 2007, 2016): Chicago-AL (13-6), Detroit (13-6), Kansas City (12-7) & Minnesota (12-7)...posted at least 12 wins against each A.L. Central opponent...Tribe went 52-34 (.605) in games outside the A.L. Central, going 22-12 vs. the A.L. East and 24-8 vs. the A.L. West; majority of Interleague Play came against N.L. West (4-12) outside of 4 games played against Cincinnati (2-2).

DOUBLEHEADERS/POSTPONEMENTS: Cleveland engaged in five doubleheaders during the 2017 campaign, most since 2014 (5)...the Indians went 8-2 across those games, recording 3 sweeps and 2 splits...all five were played in road cities, most since 1982 when the Tribe played seven of eleven twin bills away from Cleveland...in the midst of the club's A.L.-record 22-game winning streak, Cleveland swept back-to-back doubleheaders on consecutive game dates, Aug. 30 at New York-AL & Sept. 1 at Detroit, for the first time since July 30-31, 1972 vs. Milwaukee; however, it marked the first time for the Tribe to do so in different road cities since 1944 on July 2 at Washington-AL & July 4 at New York-AL...over the past 8 seasons (2010-17), the Indians have a 34-14 record in 24 doubleheaders, tallying 11 sweeps, 12 splits and only one instance of getting swept.

EJECTIONS: No Indians players or coaches were issued ejections in 2017.

EXTRA-INNING GAMES: Cleveland played just 6 extra-inning games in 2017, going 4-2 (.667) in those contests...Tribe played 5 extra-inning games at home (5-1) and just one on the road (0-1)...offense batted .261 (6/23) with 2 HR's & a 1.066 OPS in extra innings, combining for 7 runs; pitching staff registered a 2.25 ERA (8.0IP, 8H, 2R-ER) and .258/.343/.387 slash line in extra frames...following a 10-inning walk-off victory in the club's home opener on April 11 vs. Chicago-AL, **the Indians went 87 consecutive games from April 12-July 21 without playing extra innings, the longest such streak in franchise history** (previous record was 81 games from 1901-02).

FIELDING: Cleveland's defense posted an A.L.-best .9869 fielding pct. (76 E/5845 TC), 3rd-best in the the Majors behind only Miami (.988) & Colorado (.9874)...Tribe's 76 team errors were 2nd-fewest in the Majors behind only the Marlins (73)...defense turned 167 double plays, 3rd-most in the A.L. & 5th-most in the Majors...club's season-long errorless streak was 7 games, 2x: Aug. 18-24, Sept. 6-12...according to FanGraphs, the Indians defense was credited with 27 'Defensive Runs Saved' (DRS), 3rd-most in the A.L. & 7th-most in the Majors behind Tampa Bay (51), Los Angeles-NL (48), Boston (45), Cincinnati (42), Chicago-NL (30) & St. Louis (28)...**CARLOS SANTANA** led the team with 10 DRS at first base, tied with Boston's **Mitch Moreland** for most by any A.L. first baseman...**ROBERTO PÉREZ** (6) was 2nd on the team, while **FRANCISCO LINDOR** & **JOSÉ RAMÍREZ** (5 each) were tied for 3rd...Cleveland outfielders combined for 32 assists, 4th-most in the A.L. & 6th in the Majors...**MICHAEL BRANTLEY** & **BRADLEY ZIMMER** were tied for the team lead 8 OF assists each (T11th in A.L.), while **AUSTIN JACKSON** was next with 4.

FIRST HALF/SECOND HALF: Cleveland went 47-40 (.540) in the first half (3rd in A.L., 8th in MLB), entering the All-Star break in 1st place with a 2.5-game lead in the A.L. Central...paired with 2016 (6.5-game lead), it marked the first time for Cleveland to hold 1st place at the turn in consecutive seasons since doing so in six straight campaigns from 1994-'99...the Indians went a Major League-best 55-20 (.733) after the All-Star break to gain an additional 14.5 games in the standings; matched 1954 (55-16) for most wins ever for Cleveland after the All-Star break (1933-present), also the **most second-half wins by any team in the Majors since the 2001 Oakland Athletics** went 58-17 (.773)...Tribe's second half began with a 1-5 road trip against Oakland & San Francisco...in five seasons since Tito's first year as manager, Cleveland has combined to post the highest second-half winning pct. of any team in the Majors.

MAJORS HIGHEST WIN % IN SECOND HALF, 2013-17

Team	Win%	W-L
Cleveland Indians	.604	215-141
Los Angeles Dodgers	.601	209-139
Chicago Cubs	.574	206-153
Washington Nationals	.571	204-153
St. Louis Cardinals	.567	202-154
Kansas City Royals	.548	199-164

HIT STREAKS: Cleveland's longest individual hit streak was a 14-game stretch by **MICHAEL BRANTLEY** from May 15-30...**FRANCISCO LINDOR** recorded the club's next 3 longest hit streaks of 13 (July 21-Aug. 3), 12 (April 5-18) and 12 games (May 14-27), as Lindor finished the season as the only player in the Majors with 3 separate hit streaks of at least 12 games (3 different players pulled the trick in 2016, 3x each: **Charlie Blackmon**, **Brian Dozier** & **Daniel Murphy**).

2017 CLEVELAND INDIANS SEASON IN REVIEW

HOME & ROAD: Cleveland finished the year with a home record of 49-32 (.605) home record, while going 53-28 (.654) on the road...Tribe's .605 home winning pct. was 2nd-best in the A.L. & 4th in the Majors behind Los Angeles-NL (.704, 57-24), Arizona (.642, 52-29) & New York-AL (.630, 51-30)...Tribe was an MLB-best 28-8 (.778) at home after the All-Star break, as club won 17 of final 20 games at Progressive Field...club's .654 road winning pct. was tied with Houston for best in the A.L. & Majors...the 53 road wins were most in Cleveland history, resulting in the 2nd-best road record ever for the franchise...Tribe dropped 9 of first 12 road games coming out of the All-Star break before winning 24 of the club's final 27 road games beginning Aug. 11; Cleveland's 27-12 (.692) road record in the second half wound up leading the Majors.

BEST ROAD RECORDS, CLEVELAND HISTORY (1901-2017)

Year	Win%	W-L
1954	.675	52-25
2017	.654	53-28
1999	.617	50-31
2005	.617	50-31

Cleveland's 3.43 road ERA was lowest in the Majors by 10 pts. (Arizona, 3.53) & 34 pts. lower than next-closest A.L. team (Boston, 3.77); Tribe's 3.19 home ERA was 2nd-lowest in Majors behind Los Angeles-NL (3.01), also the **lowest home ERA for Cleveland since 1972** (3.08)...offense averaged nearly equal runs-per-game at home (5.01, 6th in A.L.) and on the road (5.09, 2nd in A.L.)...club's longest *home* winning streak was 11 games from Aug. 24-Sept. 14...**Cleveland's franchise-record 14-game road winning streak from Aug. 28-Sept. 21** (*surpassed 12G, July 8-21, 1922*) was baseball's longest single-season road winning streak since 2013 when Los Angeles-NL won 15 straight, July 7-Aug. 5, & the **longest by an A.L. team since Detroit started the 1984 campaign with A.L. record 17-0 run** away from Tiger Stadium (part of a 21G road streak that started in '83)...Tribe's 14-gamer finished T5th-longest road winning streak in A.L. history...Cleveland had a perfect 11-0 road trip, Aug. 28-Sept. 7, becoming just the fifth team in MLB history to have a perfect road trip of 11-or-more games, joining the 1953 Yankees (14-0), 1957 Reds (12-0), 1931 Athletics (11-0) & 1951 White Sox (11-0)...**JOSÉ RAMÍREZ** finished among A.L. top 5 leaders in both home (4th, .314) & road (5th, .322) batting avg.

HOME RUNS: The Indians connected for 212 home runs, 8th in the A.L. & 15th in the Majors, **most home runs for Cleveland since 2001** (212)...club homered in 122 of its 162 games, going 83-39 (.680) in those contests...went 19-21 (.475) in 40 games with no HR's...longest streak with at least one HR was 16 games (May 14-31), longest since 2000 (19G, May 7-28)...**EDWIN ENCARNACION** led the team lead with 38 HR's, T5th in the A.L., T8th in the Majors & most by an Indians batter since **Travis Hafner** (42) in 2006; most by an Indians RH batter since **Manny Ramírez** (38) in 2000...Encarnacion was followed by **FRANCISCO LINDOR** (33), **JOSÉ RAMÍREZ** (29), **CARLOS SANTANA** (23), **YAN GOMES** (14), **LONNIE CHISENHALL** (12) & **JASON KIPNIS** (12), as the Indians had 7 different players reach double-digits...Cleveland right-handed batters connected for 107 home runs, while left-handers hit 105...Tribe hit 95 homers at Progressive Field and 117 homers on the road, **2nd-most road homers in franchise history behind only 1997** (124)...offense clubbed a season-high 5 HR twice on Aug. 15 at Minnesota and Sept. 7 at Chicago-AL...9 different players collected multi-homer games, all 2-HR efforts...**JOSÉ RAMÍREZ** had 6 multi-homer games, tied with **Matt Williams** (1997) & **Jim Thome** (2001) for 2nd-most ever by an Indians infielder behind Hal Trosky (7, 1937)...*Home Runs by Month: April-30, May-32, June-30, July-30, August-46, September-44, October-0...* the Indians hit 126 solo homers, 57 two-run homers, 24 three-run homers and 5 grand slams...*Home Runs by Count: 0-0: 35...0-1: 23...0-2: 10...1-0: 19...1-1: 24...1-2: 16...2-0: 13...2-1: 14...2-2: 24...3-0: 2...3-1: 11...3-2: 21.*

INSTANT REPLAY: In the fourth season of MLB Instant Replay, the Indians were successful in 17 of the team's 34 total challenges (50.0%)...Cleveland had 49 challenges in 2016.

INTERLEAGUE PLAY: Cleveland went just 6-14 (.300) against the National League, going 4-6 at home with the DH and 2-8 on the road...was tied with Chicago-AL (6-14) for the lowest Interleague win pct. in the A.L., T3rd-worst in the Majors ahead of only Cincinnati & Philadelphia (.250, 5-15)...**3rd-worst record ever for Cleveland in Interleague Play** ahead of 2009 & 2010 (.278, 5-13)...N.L. opponents outscored Cleveland by a 79-99 (-20) margin...offense averaged just 3.95 runs-per-game, batting .245 (168-685) with 24 HR, a .730 OPS (.305OBP/.425 SLG), while pitching staff registered a 4.60 ERA (90 ER/176.0 IP), the club's 4th-highest Interleague figure ever...April 7 at Arizona marked earliest Interleague game ever played by Cleveland...Cleveland is 189-194 all-time in Interleague Play (1997-2016), going 107-83 vs. N.L. teams at home and 82-111 on the road in N.L. parks.

2017 CLEVELAND INDIANS SEASON IN REVIEW

LINEUPS: Cleveland used 131 different batting orders in 162 games (up from 101 in 2016), including those used in Interleague Play when pitchers bat.

MOST FREQUENTLY USED LINEUPS BY CLEVELAND, 2017

No.	Batting Order
5	Kipnis-Lindor-Brantley-Encarnacion-Ramirez-Chisenhall-Santana-Zimmer-Gomes
4	Santana-Lindor-Brantley-Encarnacion-Ramirez-Kipnis-Chisenhall-Almonte-Gomes
3	Santana-Lindor-Brantley-Encarnacion-Ramirez-Chisenhall-Diaz-Almonte-Gomes
3	Lindor-Kipnis-Ramirez-Encarnacion-Chisenhall-Santana-Gomes-Zimmer-Jackson
3	Santana-Lindor-Brantley-Encarnacion-Ramirez-Kipnis-Chisenhall-Almonte-Pérez
3	Kipnis-Lindor-Brantley-Santana-Encarnacion-Ramirez-Chisenhall-Gomes-Zimmer

The Indians also used 118 different lineups relative to defensive position (excluding pitchers); only two alignments were used more than 4 times.

MOST FREQUENTLY USED DEFENSIVE LINEUPS BY CLEVELAND, 2017

No. Defensive Alignment

7	(C) Gomes (1B) Santana (2B) Kipnis (3B) Ramirez (SS) Lindor (LF) Brantley (CF) Zimmer (RF) Chisenhall (DH) Encarnacion
6	(C) Gomes (1B) Santana (2B) Kipnis (3B) Ramirez (SS) Lindor (LF) Brantley (CF) Chisenhall (RF) Almonte (DH) Encarnacion
4	(C) Gomes (1B) Santana (2B) Kipnis (3B) Ramirez (SS) Lindor (LF) Brantley (CF) Jackson (RF) Robertson (DH) Encarnacion
4	(C) Pérez (1B) Santana (2B) Kipnis (3B) Ramirez (SS) Lindor (LF) Brantley (CF) Zimmer (RF) Chisenhall (DH) Encarnacion
4	(C) Gomes (1B) Santana (2B) Kipnis (3B) Ramirez (SS) Lindor (LF) Jackson (CF) Zimmer (RF) Chisenhall (DH) Encarnacion

MONTHLY RECORDS: Records by month...April: 14-10, May: 13-14, June: 15-12, July: 15-11, August: 19-9, September: 25-4, October: 1-0...Cleveland had a .500-or-better record in 5 of the club's 6 full months...the sub-.500 May ended a streak of 7 consecutive full calendar months with a .500-or-better record (including 2016 Postseason)...September (25-4) marked the first month in franchise history for Cleveland to lose no more than 4 games when playing at least 20 games: **the 25 wins were most in a single month by any team in the Majors since the 1977 Kansas City Royals went 25-5 in September...**Tribe went 15-0 to begin Sept., Cleveland's best record to start any month in franchise history while matching longest such streak to begin a given month in the Divisional Era (since 1969), as Indians joined the 1977 Kansas City Royals (15-0, Sept.) & 1991 Minnesota Twins (15-0, June).

After going 26-4 from Sept. 1 to the end of the season, the Indians have posted a 96-48 (.667) record in Sept./Oct. games played since start of 2013, the best such winning pct. in Majors over that span.

MAJORS HIGHEST WIN % IN SEPT/OCT, 2013-17

Team	Win%	W-L
Cleveland Indians	.667	96-48
Washington Nationals	.604	87-57
St. Louis Cardinals	.580	83-60
Boston Red Sox	.576	80-59
Chicago Cubs	.570	81-61

PINCH-HITTING: Cleveland pinch-hitters batted just .157 (13-83), 2nd-lowest in the A.L. & Majors ahead of only Kansas City (.140, 6-43)...**LONNIE CHISENHALL** held the team lead with 4 pinch-hits (.235, 4-17) and an A.L.-high 9 pinch-RBI, also accounting for both of the Tribe's pinch-hit home runs in 2017: April 14 vs. Detroit (grand slam, F. Rodriguez) & June 15 vs. Los Angeles-NL (R. Stripling).

TRADES: Cleveland made several in-season trades before and after the July 31 non-waiver deadline...traded **INF MICHAEL MARTÍNEZ** to Tampa Bay on May 14 in exchange for cash; later claimed Martinez from the Rays on outright waivers June 25 and signed him to a minor league contract...acquired **RHP JOE SMITH** from the Toronto Blue Jays on July 31 in exchange for LHP Thomas Pannone & INF Samad Taylor...acquired **OF JAY BRUCE** from the New York Mets in exchange for RHP Ryder Ryan.

PLAYERS USED/ROOKIES: Cleveland had 41 different players appear in a game for the club in 2017, down slightly relative to totals from the previous four seasons: 2013 (49), 2014 (47), 2015 (49), 2016 (49)...the Indians had a break-out of 22 position players and 19 pitchers...club had 8 different rookies see action, including: **GREG ALLEN, SHAWN ARMSTRONG, YANDY DÍAZ, ERIK GONZÁLEZ, FRANCISCO MEJÍA, RYAN MERRITT, TYLER OLSON & BRADLEY ZIMMER**...4 of those players made their MLB debuts with Cleveland in 2017: Allen, Diaz, Mejia & Zimmer.

TIME OF GAME: Cleveland's average time of game was 3:06 overall (30,097 min/162 G) and 3:05 for 9-inning regulation contests (28,821 min/156 G)...the Indians played 6 extra-inning games...club's longest 9-inning game lasted exactly 4 hours on April 14 vs. Detroit; longest extra-inning contest came in an 11-inning affair on July 25 vs. Los Angeles-AL that lasted 4:14...club's shortest game lasted 2:19 on June 2 at Kansas City.

2017 CLEVELAND INDIANS SEASON IN REVIEW

PITCHING: Cleveland's pitching staff registered a 3.30 ERA (529ER/1440.2IP), recording the lowest figure in the Majors for the first time since 1954 (2.78)...first time to post the lowest ERA in the A.L. since 2005 (3.61)...**marked the Indians 7th-lowest team figure over the past 64 years (1954-2017)**...**marked the fifth consecutive season for Cleveland to post a sub-4.00 ERA, the longest such stretch for the Indians since 1963-70 (8 straight)**...**staff paced the Majors with 19 shutouts, most for Cleveland in nearly 50 years** since recording 23 SHO's in 1968 (*19 SHO's T8th-most in franchise history*)...the Indians posted shutouts in each of 3 consecutive games Aug. 25-27 vs. Kansas City, marking just the second time in franchise history for Cleveland to hold a single opponent scoreless throughout a series of 3-or-more games - the other coming Aug. 18 (DH) & 19, 1956 vs. Washington, as Herb Score, Mike Garcia & Bob Lemon all tossed complete-game SHO's...staff also ranked among A.L. leaders in **strikeouts (MLB record, 1614)**, walks allowed (fewest in MLB, 406), OPS (1st .673) & opposing avg. (2nd, .236)...team's longest scoreless-inning streak was 30.0 frames, Aug. 24-27, Cleveland's 3rd-longest scoreless streak since 1972...longest individual scoreless streaks by a starter/reliever, respectively, were owned by **COREY KLUBER** (26.0IP, Sept. 7-24) & **TYLER OLSON** (20.0IP, entire season beg. July 23)...staff posted A.L.-low 3.78 ERA prior to All-Star break (3rd-lowest in MLB) before posting **baseball's lowest ERA in the 2nd half at 2.76 - the 2nd-lowest figure ever by Cleveland after the All-Star break behind 1954 (2.49)**...**Starters:** Indians rotation combined to go 81-38 (.681) with an A.L.-low 3.52 ERA, 2nd-lowest in the Majors...81 wins comfortably led the Majors, as Cleveland was the only team in the Majors to have five different pitchers record 10+ wins each in 2017, doing so for a second consecutive season (9th time since 1913; 2nd in back-to-back seasons, also 1954-55)...**COREY KLUBER** (18-4) finished tied for the MLB lead in wins, in the process becoming just the 11th pitcher in Cleveland franchise history to record 18+ wins in at least three different seasons...rotation carried a 4.29 ERA prior to the All-Star break, but a 2.67 ERA in the second half...rotation's 1066 K's were most in MLB...Tribe used just seven different starters...staff's 951.1 IP were tied with Boston for most in the A.L., T3rd-most in MLB (5.2+IP-per-start)...**Relievers:** The Indians bullpen went 21-22 (.488) with a Major League-low 2.89 ERA and was used in 155 of the team's 162 games; relievers logged an A.L.-low 489.1 innings, 2nd-fewest in the A.L...Tribe relievers allowed 27.9% (60 of 215) of inherited runners to score (7th in A.L., 11th in MLB)...pen converted highest save pct. in the Majors, going 37-for-47; 48 save opp's were T2nd-fewest in MLB; 37 saves ranked 9th in A.L...ranked among A.L. leaders in opponents OPS (2nd, .634) & AVG (2nd, .225)...bullpen's 48 HR's allowed were an A.L.-low, tied for fewest in MLB.

SERIES RECORDS: Cleveland went 33-17-4 across 54 series, as the club finished 15-9-3 at Progressive Field and 18-8-1 on the road...**the Indians finished the year with a franchise-record 11 consecutive series wins** from Aug. 25-Oct. 1...Cleveland went 32-22 in series openers and 36-18 in series finales, going 10-6 in rubber games (*8-5 excluding one-game series*); Tribe had a series record of 25-3-4 after winning the first game of a particular series...the Indians went 8-0-2 in ten four-game series, going a combined 31-9 in those contests...the Indians recorded 15 separate series sweeps, incl. two (2) one-gamers, ten (10) three-gamers & three (3) four-gamers...Tribe was swept 6 times: one (1) one-gamer, two (2) two-gamers & three (3) 3-gamers.

SPRING TRAINING: The Indians finished Spring Training with a Cactus League record of 17-16-3 (.515) after winning 7 of their final 11 spring games...marked the fourth time in five spring seasons for Cleveland to reel off 17-or-more wins...the Indians led the Majors in runs (224), hits (387) & extra-base hits (155), while ranking 2nd in OPS (.866) & T2nd in HR (50)...**RICHIE SHAFFER** led the club with 4 HR, followed by **ABE ALMONTE**, **CHRIS COLABELLO**, **YAN GOMES**, **ADAM MOORE** & **BRADLEY ZIMMER** (3 each)...**YANDY DÍAZ** led the club with 22 hits & 15 RBI, batting .458 (22-48)...**DANNY SALAZAR** paced both circuits (AZ & FL) with 37 K's; **COREY KLUBER**'s 28 K's were T4th-most in the Cactus League.

WALK-OFF WINS: Cleveland posted 6 walk-off wins at Progressive Field...4 of the 6 walk-off wins took place in extra-innings...just 2 of the 6 came against A.L. Central opponents...6 different players contributed walk-off plate appearances, including **JAY BRUCE**, whose 10th-inning RBI-double gave Cleveland its A.L.-record 22nd consecutive victory...**MICHAEL BRANTLEY** delivered the club's first walk-off win of 2017 in the Tribe's April 11 home opener vs. Chicago-AL (9 of the Tribe's 41 walk-off wins over last 5 seasons have come against the White Sox)...the Indians suffered an equal number of walk-off losses (6) on the road in 2017.

WALK-OFF WINS BY CLEVELAND IN 2017 (6)

Date	Opponent	Score (Inn.)	Final Play
April 11	vs. CWS	4-3 (10)	Brantley RBI-double
July 22	vs. TOR	2-1 (10)	Lindor solo HR
July 25	vs. LAA	11-7 (11)	Encarnacion grand slam
Aug. 8	vs. COL	4-1 (9)	Gomes 3-run HR
Aug. 21	vs. BOS	5-4 (9)	Pérez sac bunt/E3
Sept. 14	vs. KC	3-2 (10)	Bruce RBI-double

2017 CLEVELAND INDIANS SEASON IN REVIEW

LAST CALL: The Indians played all 162 scheduled games after being limited to 161 in previous two seasons (2015-16)...Cleveland began the season with a 3-game sweep at Texas, the club's first 3-0 start to a season since 1998 (6-0) & the Tribe's first series sweep of 3+ games to begin a season since 1952 when Cleveland took a 3-game set from the Chicago White Sox at Comiskey Park...the Indians posted their fourth walk-off win in a Progressive Field home opener all-time (1994-2017) on April 11 vs. Chicago-AL, the others in 1994, 1998 & 1999; the Chicago Cubs also won their April 10 opener at Wrigley Field vs. Los Angeles-NL, marking the second time in MLB history for both defending league champions to win their respective home openers in walk-off fashion the very next season (first accomplished by the 1960 White Sox & Dodgers after meeting in the 1959 Fall Classic)...the only five A.L. teams to finish the season above the .500 mark were the five Postseason qualifiers...**JOSÉ RAMÍREZ** (91, T1st in MLB) & **FRANCISCO LINDOR** (81, 3rd in A.L.) became the third pair of teammates (fourth time) in Indians history to both collect 80+ extra-base hits, first since **Manny Ramirez** & **Albert Belle** did so in 1996 (**Hal Trosky** & **Earl Averill** achieved the feat in 1934 & 1936)... for the second time in four seasons (1450 K's in 2014), Cleveland's pitching staff set a Major League record for single-season strikeouts (1614)...**COREY KLUBER** (265) & **CARLOS CARRASCO** (226) both finished with 200+ strikeouts for the second time in three seasons (also 2015)...**MICHAEL BRANTLEY** (90G), **LONNIE CHISENHALL** (82G), **BRANDON GUYER** (70G), **AUSTIN JACKSON** (85G), **JASON KIPNIS** (90G), **BOONE LOGAN** (38G), **ANDREW MILLER** (57G) & **DANNY SALAZAR** (23G/19GS) all missed significant time due to injury (*games played/started in parenthesis*)...**TERRY FRANCONA** underwent a cardiac ablation procedure on July 6th at the Cleveland Clinic to correct an irregular heartbeat; missed parts or all of games due to related symptoms on June 13 vs. Los Angeles-NL & June 26-27 vs. Texas before being admitted to the hospital on July 4; returned to the dugout on July 14 at Oakland (first game of second half) after missing the 2017 All-Star Game in Miami to recover...the Indians were selected for ESPN Sunday Night Baseball twice: July 9 vs. Detroit (5-3 loss) & Sept. 10 vs. Baltimore (3-2 win); first SNB selections at Progressive Field since June 14, 2009 vs. St. Louis...Cleveland went 36-20 (.643) in games played in front of 30,000+ crowds, 17-9 (.654) at home, 19-11 (.633) on the road...to celebrate the company's 15th anniversary, Universal Windows Direct ran a July promotion in which full refunds were offered on any services performed during the month in the event that Cleveland won 15-or-more consecutive games the rest of the season; more than 250 customers were refunded nearly \$2 million following the Tribe's 22-game winning streak.

2017 MAJOR LEAGUE STANDINGS

AMERICAN LEAGUE					NATIONAL LEAGUE				
	W	L	PCT	GB		W	L	PCT	GB
CENTRAL					CENTRAL				
CLEVELAND	102	60	.630	-	Chicago	92	70	.568	-
*Minnesota	85	77	.525	17.0	Milwaukee	86	76	.531	6.0
Kansas City	80	82	.494	22.0	St. Louis	83	79	.512	9.0
Chicago	67	95	.414	35.0	Pittsburgh	75	87	.463	17.0
Detroit	64	98	.395	38.0	Cincinnati	68	94	.420	24.0
EAST					EAST				
Boston	93	69	.574	-	Washington	97	65	.599	-
*New York	91	71	.562	2.0	Miami	77	85	.475	20.0
Tampa Bay	80	82	.494	13.0	Atlanta	72	90	.444	25.0
Toronto	76	86	.469	17.0	New York	70	92	.432	27.0
Baltimore	75	87	.463	18.0	Philadelphia	66	96	.407	31.0
WEST					WEST				
Houston	101	61	.623	-	Los Angeles	104	58	.642	-
Los Angeles	80	82	.494	21.0	Arizona	93	69	.574	11.0
Seattle	78	84	.481	23.0	Colorado	87	75	.537	17.0
Texas	78	84	.481	23.0	San Diego	71	91	.438	33.0
Oakland	75	87	.463	26.0	San Francisco	64	98	.395	40.0
* Wild Card Winner									
AL WILDCARD									
New York	91	71	.562	-					
Minnesota	85	77	.525	-					
Los Angeles	80	82	.494	5.0					
Kansas City	80	82	.494	5.0					
Tampa Bay	80	82	.494	5.0					

2017 MISCELLANEOUS STATISTICS

CLEVELAND TEAM BATTING

Runs, Game	15	June 26 vs. TEX
Runs, Inning	9	August 27 vs. KC (2nd inning)
Most Hits, Game (9 inn.)	19	2x, last June 26 vs. TEX
Fewest Hits, Game	1	August 22 vs. BOS
Hits, Inning	9	August 27 vs. KC (2nd inning)
Doubles	7	June 19 at DET
Triples	2	2x, last Sept. 2 at DET
Home Runs	5	2x, last Sept. 7 at CWS
Home Runs, Both Clubs	7	Sept. 7 at CWS
Consecutive Games w/HR	16	May 14-31
Consecutive Games OHR	5	June 25-29
Consecutive Scoreless Innings	17	May 10-13
Extra-Base Hits	10	2x, last Sept. 7 at CWS
Fewest Extra-Base Hits	0	3x, last Sept. 30 vs. CWS
Total Bases	37	Sept. 7 at CWS
Stolen Bases	4	2x, last July 30 at CWS
Stolen Bases, Allowed	4	April 9 at ARI
Walks (9 inn.)	9	2x, last Sept. 29 vs. CWS
Walks (Extras)	10	July 25 vs. LAA (11IP)
Strikeouts (9 inn.)	14	2x, last August 12 at TB
Left On Base (9 inn.)	14	2x, last Sept. 3 at DET
Left On Base (extra IP)	11	Sept. 14 vs. KC (10IP)

CLEVELAND INDIVIDUAL BATTING

Most At-Bats (extra IP)	6	Kipnis/Lindor, August 9 vs. COL (12IP)
Most At-Bats (9-inning games)	6	several
Most Plate Apps (extra IP)	6	several
Most Plate Apps (9-inning)	6	several
Most Runs	5	6x, last Y Diaz, August 24 vs. BOS
Most Hits (9-inning game)	5	Ramirez, Sept. 3 at DET
Most Doubles	3	2x, last Ramirez, Sept. 3 at DET
Most Triples	1	29x, last Bruce, Sept. 19 at LAA
Most Home Runs	2	17x, last Gomes, Sept. 23 at SEA
Most Extra-Base Hits	5	Ramirez, Sept. 3 at DET (led MLB record)
Most Total Bases	14	Ramirez, Sept. 3 at DET
Most Runs Batted In	6	Ramirez, April 15 vs. DET
Most Stolen Bases	2	2x, last B Zimmer, July 25 vs. LAA (11IP)
Most Caught Stealing	1	several
Most Walks	4	C Santana, July 29 at CWS
Most Strikeouts	4	2x, last Gonzalez, Sept. 23 at SEA
Hit Streak	14	Brantley, May 15-30
Consecutive Games w/HR	3	3x, last Ramirez, Sept. 3
Errors	2	Gomes, Sept. 5 at CWS

CLEVELAND TEAM PITCHING

Most Innings Pitched (extra IP)	12	August 9 vs. COL (12IP)
Most Hits Allowed (extra IP)	13	July 25 vs. LAA (11IP)
Most Hits Allowed (9-inning)	17	Sept. 26 vs. MIN
Most Batters Faced (extra IP)	48	2x, last August 9 vs. COL (12IP)
Most Batters Faced (9-inning)	46	April 13 vs. CWS
Most Runs Allowed (extra IP)	7	July 25 vs. LAA (11IP)
Most Runs Allowed (9-inning)	12	2x, last August 1 at BOS
Most Runs Allowed (inning)	6	3x, last July 2 at DET (9th inning)
Most Earned Runs (extra IP)	6	July 25 vs. LAA (11IP)
Most Earned Runs (9-inning)	12	August 1 at BOS
Most Home Runs Allowed	5	May 16 vs. TB
Most Walks Allowed (extra IP)	4	2x, last July 25 vs. LAA (11IP)
Most Walks Allowed (9-inning)	9	June 7 at COL
Most Strikeouts (extra IP)	14	August 9 vs. COL (12IP)
Most Strikeouts (9-inning game)	19	2x, 8/17@MIN-4th-inning game, 9IP, 4UB
Most Hit-By-Pitch	2	6x, last Sept. 4 at CWS
Fewest Hits Allowed, Game	1	May 7 at KC
Fewest Walks	0	21x, last Sept. 29 vs. CWS
Consec. Scoreless IP (team)	30	August 24-28

CLEVELAND INDIVIDUAL PITCHING

Innings, Starter	9.0	1x, last Kluber, Sept. 12 vs. DET
Fewest Innings, Starter	0.2	2x, last Salazar, Sept. 5 at CWS
Innings, Reliever	3.0	McAllister, July 31 at BOS
Consec. Scoreless IP (starter)	26.0	Corey Kluber, Sept. 7-24
Consec. Scoreless IP (relief)	20.0	Olson, July 21-Oct 1 (current)
Consec. Scoreless Apps (relief)	23	Tyler Olson, 7/21-10/1 (current)
Winning Streak, Starter	9	Trevor Bauer, 7/21-9/10
Winning Streak, Reliever	3	3x, last Dan Otero (current)
Losing Streak	6	Allen, 5/10-8/1
Strikeouts, Starter	14	3x, last Carrasco, Sept. 28 vs. MIN
Strikeouts, Reliever	5	3x, last Cleveland, August 17 at MIN
Walks, Starter	3	6x, last Cleveland, July 3 at DET
Walks, Reliever	3	Cleveland, August 17 at MIN
Runs Allowed, Starter	8	Carrasco, June 26 vs. TEX
Earned Runs Allowed, Starter	8	Carrasco, June 26 vs. TEX
Hits Allowed, Starter	12	Salazar, August 20 at KC
Home Runs Allowed, Starter	4	Salazar, May 16 vs. TB
Pitches	125	Bauer, May 8 at TOR
Consec. Save Conversions	13	Allen, April 3-May 23

CLEVELAND MISCELLANEOUS

Winning Streak	22	August 24-Sept. 14 (A.L. record)
Losing Streak	4	July 9-16
Longest Game, Innings	12	August 9 vs. COL (12IP)
Longest Game, Time, 9 IP	4:00	April 14 vs. DET
Longest Game, Time, Xtra.	4:14	July 25 vs. LAA (11IP)
Shortest Game, Time, 9 IP	2:19	June 2 at KC
Largest Crowd, Home	35,002	April 11 vs. CWS
Largest Crowd, Road	48,350	April 3 at TEX
Winning Margin	12	2x, last August 27 vs. KC (12-0)
Losing Margin	9	April 8 at ARI (2-11)
Largest Deficit Overcome in Win	7	June 26 vs. TEX (2-9)
Largest Lead Blown in Loss	5	August 1 at BOS (5-0)
Team Errors	3	3x, last June 3 at KC
Double Plays Turned (team), 9IP	3	Sept. 3 at DET
Double Plays Turned (team), Xtra.	3	Sept. 14 vs. KC (10IP)
Double Plays Hit Into (team), 9IP	4	June 2 at KC

STARTS BY BATTING ORDER

	1	2	3	4	5	6	7	8	9
G. ALLEN	-	1	-	-	-	-	-	-	4
A. ALMONTE	-	-	-	-	2	14	23	9	-
M. BRANTLEY	-	-	87	-	-	-	-	-	-
J. BRUCE	-	-	2	1	34	4	-	-	-
L. CHISENHALL	-	6	-	1	5	23	21	4	-
Y. DIAZ	-	1	2	1	-	15	22	4	-
E. ENCARNACION	-	-	-	125	30	-	-	-	-
Y. GOMES	-	-	-	-	-	1	26	41	28
E. GONZALEZ	-	1	-	-	-	-	-	2	22
B. GUYER	2	4	5	-	-	14	17	2	1
A. JACKSON	-	29	1	-	-	11	22	6	10
J. KIPNIS	42	19	3	-	2	14	5	2	-
F. LINDOR	63	93	3	-	-	-	-	-	-
M. MARTINEZ	-	-	-	-	-	-	-	-	2
F. MEJIA	-	-	-	-	-	-	-	1	-
T. NAQUIN	-	-	-	-	-	1	4	4	-
R. PEREZ	-	-	-	-	-	-	6	34	26
J. RAMIREZ	-	-	55	8	63	25	-	-	-
D. ROBERTSON	1	6	-	-	-	-	2	1	11
C. SANTANA	37	-	4	26	28	49	9	-	-
G. USHELA	-	-	-	-	-	1	2	4	33
B. ZIMMER	17	2	-	-	-	2	12	34	6
PITCHERS	-	-	-	-	-	-	-	-	11

STARTS BY POSITION

	C	1B	2B	3B	SS	LF	RF	CF	DH
G. ALLEN	-	-	-	-	-	-	-	5	-
A. ALMONTE	-	-	-	-	-	10	28	8	2
M. BRANTLEY	-	-	-	-	-	86	-	-	1
J. BRUCE	-	-	-	-	-	-	40	-	1
L. CHISENHALL	-	-	-	-	-	8	33	19	-
Y. DIAZ	-	-	-	37	-	3	-	-	5
E. ENCARNACION	23	-	-	-	-	-	-	-	132
Y. GOMES	96	-	-	-	-	-	-	-	-
E. GONZALEZ	-	18	3	3	1	-	-	-	-
B. GUYER	-	-	-	-	-	18	27	-	-
A. JACKSON	-	-	-	-	-	29	12	38	-
J. KIPNIS	-	74	-	-	-	-	-	-	11
F. LINDOR	-	-	-	-	158	-	-	-	1
M. MARTINEZ	-	2	-	-	-	-	-	-	-
F. MEJIA	-	-	-	-	-	-	-	-	1
T. NAQUIN	-	-	-	-	-	-	2	7	-
R. PEREZ	66	-	-	-	-	-	-	-	-
J. RAMIREZ	-	-	65	86	-	-	-	-	-
D. ROBERTSON	-	-	-	-	-	7	13	1	-
C. SANTANA	139	-	-	-	-	-	7	-	7
G. USHELA	-	3	36	1	-	-	-	-	-
B. ZIMMER	-	-	-	-	-	-	-	73	-

LINE-UPS USED: 131 IN 162 GAMES

SCORE BY INNINGS

	1	2	3	4	5	6	7	8	9	10+
Cleveland(818)	104	91	117	86	91	100	86	69	67	7
Opponents(564)	61	72	56	56	79	61	58	61	58	2

RECORD BY DAY OF WEEK

	WEEK	RECORD BY MONTH
Monday	13-4	April 14-10
Tuesday	12-12	May 13-14
Wednesday	12-11	June 15-12
Thursday	15-3	July 15-11
Friday	15-11	August 19-9
Saturday	18-10	Sept./Oct. 26-4
Sunday	17-9	

CATCHING BREAKDOWN

	G/CS	Record	cERA	IP	ER	CS	SBA	CS%	PB
GOMES	103/96	58-38	3.36	856.0	320	22	55	40.0	4
PEREZ	71/66	44-22	3.22	580.2	208	11	28	39.2	5
MEJIA	1/0	0-0	2.25	4.0	1	0	0	-	0

2017 SEASON IN REVIEW

2017 MISCELLANEOUS STATISTICS

TRIBE AT A GLANCE

Overall Record.....	102-60
Standing in AL Central.....	1st, +17.0G
Days in 1st(2-3-4-5).....	132 (39-7-3-2)
Largest 1st-place Lead.....	+17.0G, last 9/00
Largest 1st-place Deficit.....	-3.0G, last 5/27
Most G Above .500.....	+42G (2x: 102-60, 101)
Most G Below .500.....	-2G, 2x (5-7, 4/16)
Times at .500.....	4, last 31-31 on 6/14
Following a Win.....	67-34
Following a Loss.....	34-26
Last 5 games.....	4-1
Last 10 games.....	7-3
Last 15 games.....	11-4
Last 20 games.....	16-4
Longest W' Streak.....	22 (8/24-9/14)
Longest L' Streak.....	4, (7/9-16)
Come-from-Behind Wins.....	29
Losses After Holding Lead.....	27
Team Saves.....	37-for-47 (78.7%)
Record Before All-Star Break.....	47-40
Record After All-Star Break.....	55-20
Home Record.....	49-32
Road Record.....	53-28
Day Games.....	39-17
Night Games.....	63-43
vs. RH starters.....	66-36
vs. LH starters.....	36-24
vs. Opp. At-or-Above .500.....	50-29
vs. Opp. Below .500.....	52-31
CLE scores first.....	78-21
Opp. scores first.....	24-39
CLE out-hits Opp.....	87-7
Opp. out-hits CLE.....	11-45
CLE/Opp. hits even.....	4-8
CLE 3-or-fewer runs.....	17-45
CLE 4-or-more runs.....	85-15
CLE 5-or-more runs.....	71-7
CLE 5-hits-or-fewer.....	6-19
CLE 6-9 hits.....	45-33
CLE 10-or-more hits.....	5-18
CLE hits home run(s).....	83-39
CLE does not homer.....	19-21
CLE allows home run(s).....	57-49
No HR by Opp.....	45-11
CLE charged with error(s).....	31-31
CLE no error(s).....	71-29
CLE starter goes 6.0+IP.....	7-24
Players Used (Pitchers).....	41 (19)
Avg. Time-of-Game (Overall).....	3:06
.....	30.97 min/162 G
Avg. Time-of-Game (9.0IP).....	3:05
.....	28.621 min/156 G
CLE challenges overturned.....	17 of 34

vs. AL: CENTRAL WEST EAST			
96-46	50-26	24-8	22-12
vs. NL: Central West East			
6-14	2-2	4-12	0-0
In Series: Home Road Total			
Overall	15-9-3	18-8-1	33-17-4
Openers	17-10	15-12	32-22
Finales	19-8	17-10	36-18
Rubber	6-4	4-2	10-6
Lead after: Home Road Total			
6 inn.	42-3	45-3	87-6
7 inn.	44-3	47-2	91-5
8 inn.	43-2	48-0	91-2
Trail after: Home Road Total			
6 inn.	4-25	4-20	8-45
7 inn.	3-23	3-21	6-44
8 inn.	2-29	1-23	3-52
Tied after: Home Road Total			
6 inn.	3-4	4-5	7-9
7 inn.	2-6	3-5	5-11
8 inn.	4-1	4-5	8-6
7th-or-later 9-9 10-11 19-20			
Final AB	6-3	5-8	11-11
Extra-Innings	4-1	0-1	4-2
One-run G's	11-10	9-5	20-15
Walk-offs	6	6	6-6
vs. RH GS 34-19 32-17 66-36			
vs. LH GS 15-13 21-11 36-24			

HOME RUN BREAKDOWN

At Home.....	95	Solo.....	126	3-run.....	24
On the Road.....	119	2-run.....	57	Grand Slams.....	5

2-HR GAMES(19)

Ramirez.....	6
Encarnacion.....	3
Santana.....	2
Lindor.....	1
Kipnis.....	1
Gonzalez.....	1
Gomes.....	1
Chisenhall.....	1
Bruce.....	1

3-HR GAMES

n/a

GRAND SLAMS(5)

Lindor.....	1
Chisenhall.....	1
Zimmer.....	1
Encarnacion.....	1
Gomes.....	1

LEADOFF HR(6)

Lindor.....	3
Kipnis.....	1
Santana.....	1
Zimmer.....	1

PINCH-HIT HR

Chisenhall.....	2
-----------------	---

WALK-OFF HR(3)

Lindor.....	1
Encarnacion.....	1
Gomes.....	1

BACK-TO-BACK HR(4)

5/6 @KC	Santana/Lindor (9th)
5/29 vs OAK	Santana/Encarnacion(4th)
9/5 @CWS	Jackson/Ramirez (1st)
9/10 vs BAL	Perez/Lindor (6th)

RBI BREAKDOWN

GO-AHEAD RBI.		GAME-TYING RBI		2-OUT RBI	
Edwin Encarnacion.....	25	Francisco Lindor.....	10	José Ramirez.....	33
José Ramirez.....	19	Edwin Encarnacion.....	7	Edwin Encarnacion.....	30
Francisco Lindor.....	18	Carlos Santana.....	7	Yan Gomes.....	29
Carlos Santana.....	12	José Ramirez.....	4	Lonnie Chisenhall.....	26
Michael Brantley.....	12	Michael Brantley.....	4	Carlos Santana.....	25
Michael Brantley.....	12	Francisco Lindor.....	4	Francisco Lindor.....	20
Austin Jackson.....	10	Austin Jackson.....	3	Austin Jackson.....	16
Roberto Pérez.....	10	Jay Bruce.....	3	Bradley Zimmer.....	14
Yan Gomes.....	8	Jason Kipnis.....	2	Bradley Zimmer.....	13
Jay Bruce.....	7	Lonnie Chisenhall.....	1	Jay Bruce.....	13
Lonnie Chisenhall.....	6	Bradley Zimmer.....	1	Roberto Pérez.....	12
Gio Urshela.....	5	Roberto Pérez.....	1	Brandon Guyer.....	8
Bradley Zimmer.....	3	Gio Urshela.....	1	Jason Kipnis.....	8
Brandon Guyer.....	2			Daniel Robertson.....	6
Abraham Almonte.....	2			Gio Urshela.....	6
Greg Allen.....	1			Erik González.....	5
Tyler Naquin.....	1			Greg Allen.....	4
				Abraham Almonte.....	4
				Yandy Díaz.....	1
				Francisco Mejía.....	1

OPPONENT BATTING

Fewest Hits, Game.....	1	May 7 at KC
Doubles.....	6	August 1 at Boston
Triples.....	1	10 times
Home Runs.....	5	May 16 vs. Tampa Bay
Extra-Base Hits.....	8	August 1 at Boston
Total Bases.....	27	August 1 at Boston

PITCHING MISCELLANEOUS

	Games	Record	ERA	Rank	IP	Hits	ER	BB	SO
Starting P	162	81-38	3.52	1st	951.1	858	372	257	1066
Relief P	155	21-22-37	2.89	1st	489.1	409	157	149	548

BULLPEN PERFORMANCE (note: relief appearances only)

	--FIRST BATTER--					-INHERITED RUNNERS-					
	GAMES	FACED	RETIRED(%)	*AVG v FB	SV/OPP	SV%	IR	Scored(%)	*GB/FB(Ratio)	CS/ATT	CS%
ALLEN, C.	69	69	47 (68.1%)	.272 (15/62)	30/34	88.2	14	2(14.3%)	55/66(0.83)	1/7	14.3%
ARMSTRONG	21	21	13 (61.9%)	.350 (7/20)	-	-	7	4 (57.1%)	31/33(0.94)	0/1	0.0%
BAUER, T.	1	1	1 (100%)	.000 (0/1)	-	-	2	1 (50%)	0/1	0/0	-
BRESLOW, C.	7	7	4 (57.1%)	.200 (1/5)	-	-	1	0	3/3(1.00)	0/0	-
CLEVINGER..	6	6	4 (66.7%)	.333 (2/6)	-	-	1	0	7/5(1.40)	0/1	0.0%
CROCKETT..	4	4	2 (50.0%)	.333 (1/3)	-	-	0	4/1(4.00)	0/0	-	-
GOODY, N.	56	56	39(69.6%)	.191 (9/47)	-	-	28	8(28.6%)	35/55(0.64)	0/1	0.0%
LOGAN, B.	38	38	24(63%)	.273 (9-33)	0/1	-	0	4(21%)	26/11(2.36)	0/0	-
MARTÍNEZ, M.	1	1	1(100.0%)	(0-1)	-	-	0	0	3/1(3.00)	0/0	-
McALLISTER.	50	50	32(64.0%)	.304 (14/46)	-	-	20	11(55.0%)	57/60(0.95)	2/5	40.0%
MERRITT, R.	1	1	0 (0%)	1.000 (1/1)	-	-	-	-	2/1(2.00)	0/0	-
MILLER, A.	57	57	46(80.7%)	.098 (5/51)	2/4	50	29	6(20.7%)	48/40(1.20)	0/1	0.0%
OLSON, T.	30	30	20(66.7%)	.200 (5/25)	1/1	100	17	2(11.8%)	27/12(2.25)	0/0	-
OTERO, D.	52	52	37(71.2%)	.288 (15/52)	-	-	26	9(34.6%)	124/17(7.29)	1/3	33.3%
SALAZAR, D.	4	4	2 (50%)	.333 (1-3)	-	-	3	3(100%)	6/4(1.50)	0/0	-
SHAW, B.	79	79	57(72.2%)	.197 (14/71)	3/6	50	33	9(27.3%)	120/35(3.43)	0/3	0.0%
SMITH, J.	21	21	20(95.2%)	.048 (1/21)	1/1	100	14	1(7.1%)	30/12(2.50)	0/1	0.0%
Bullpen Totals	497	497	349(70.2%)	.223 (100/448)	37/47	78.7%	215	60(27.9%)	578/357(1.62)	4/23	17.4%

*per STATS LLC

2017 INDIANS DAY-BY-DAY

GAME	DATE	OPP.	WL SCORE	WINNING PITCHER	LOSING PITCHER	SAVE	TOG	WL	POS	GB/A	ATTEND	HOME DATE	HOME TOTAL
1	4/3	@TEX	W, 8-5	r-A. Miller (1-0)	r-Dyson (0-1)	Allen (1)	3:21	1-0	T1st	---	48,350		
2	4/4	@TEX	W, 4-3	Carrasco (1-0)	Perez (0-1)	Allen (2)	3:14	2-0	1st	+0.5	23,574		
3	4/5	@TEX	W, 9-6	r-Armstrong (1-0)	r-Dyson (0-1)	Shaw (1)	3:25	3-0	1st	+0.5	24,649		
3	4/6	OFF DAY						3-0	T1st	---			
4	4/7	@ARI	L, 3-7	S. Miller (1-0)	Tomlin (0-1)		3:19	3-1	2nd	-1.0	22,443		
5	4/8	@ARI	L, 2-11	Grainik (1-0)	Bauer (1-0)		3:15	3-2	3rd	-1.0	28,437		
6	4/9	@ARI	L, 2-3	Corbin (1-1)	Kluber (0-1)	Rodney (2)	3:02	3-3	3rd	-2.0	30,191	6	177,644
6	4/10	OFF DAY						3-3	3rd	-2.0			
7	4/11	vCWS	W, 2-1(10)	r-Shaw (1-0)	r-Kahle (0-1)		3:37	4-3	3rd	-1.0	35,002 ^(so)	1	35,002
8	4/12	vCWS	L, 1-2	Holland (1-1)	Salazar (0-1)	Robertson(1)	2:58	4-4	3rd	-2.0	15,628	2	50,630
9	4/13	vCWS	L, 4-10	r-Swarzak (1-0)	Tomlin (0-2)		3:32	4-5	4th	-2.0	15,060	3	65,690
10	4/14	vDET	L, 6-7	Norris (1-0)	Bauer (0-2)	Rodriguez(4)	4:00	4-6	T4th	-3.0	25,423	4	91,113
11	4/15	vDET	W, 13-6	Kluber (1-1)	Verlander (1-1)		3:36	5-6	T4th	-2.0	26,691	5	117,804
12	4/16	vDET	L, 1-4	Boyd (2-1)	Carrasco (1-1)	Rodriguez(5)	3:15	5-7	5th	-3.0	17,739	6	135,543
13	4/17	@MIN	W, 3-1	Salazar (1-1)	Gibson (0-2)	Allen (3)	2:58	6-7	5th	-2.5	16,961		
14	4/18	@MIN	W, 11-4	Tomlin (1-2)	Hughes (2-1)		3:15	7-7	T3rd	-1.5	16,553		
14	4/19	@MIN	PPD. RAIN (made up June 17 at 8:10 pm ET)					7-7	T2nd	-1.0			
15	4/20	@MIN	W, 6-2	Bauer (1-2)	Duffey (0-1)		3:36	8-7	T1st	---	17,339		
16	4/21	@CWS	W, 3-0	KLUBER (2-1)	Quintana (0-4)		2:45	9-7	1st	+1.0	18,159		
17	4/22	@CWS	W, 7-0	Carrasco (2-1)	Pelfrey (0-1)		3:09	10-7	1st	+1.0	32,044		
18	4/23	@CWS	L, 2-6	Holland (2-2)	Salazar (1-2)		3:12	10-8	T1st	---	24,444	12	303,144
18	4/24	OFF DAY						10-8	T1st	---			
19	4/25	vHOU	L, 2-4	KEUCHEL (4-0)	Tomlin (1-3)		2:46	10-9	T2nd	-1.0	14,581	7	150,124
20	4/26	vHOU	W, 7-6	Bauer (2-2)	McCullers (2-1)	Allen (4)	3:12	11-9	T1st	---	16,052	8	166,176
21	4/27	vHOU	W, 4-3	Kluber (3-1)	r-Devenski (1-1)	Allen (5)	2:50	12-9	1st	+0.5	14,452	9	180,628
22	4/28	vSEA	L, 1-3	Miranda (2-2)	Carrasco (2-2)	Diaz (4)	2:36	12-10	2nd	-0.5	20,842	10	201,470
23	4/29	vSEA	W, 4-3	Salazar (2-2)	Gallardo (1-3)	Allen (6)	2:42	13-10	2nd	-0.5	21,221	11	222,691
24	4/30	vSEA	W, 12-4	Tomlin (2-3)	De Jong (0-2)		2:58	14-10	1st	+0.5	21,824	12	244,515
APRIL: 14-10, 1st place, 0.5 game ahead					.253 (204-805), .334 OB%, 117 RS (4.9 RS/G)	3.97 ERA (213.0 IP, 94 ER)							
25	5/1	@DET	L, 1-7	Norris (2-2)	Bauer (2-3)		3:14	14-11	1st	+0.5	22,045		
26	5/2	@DET	L, 2-5	Verlander (2-2)	Kluber (3--2)	Rodriguez(7)	3:14	14-12	T3rd	-0.5	21,799		
27	5/3	@DET	W, 3-2	Carrasco (3-2)	Boyd (2-2)	Allen (7)	3:03	15-12	T1st	---	22,663		
27	5/4	@DET	PPD. RAIN (made up July 1 at 1:10 pm ET)					15-12	T1st	---			
28	5/5	@KC	L, 1-3	Hammel (1-3)	Salazar (2-3)	Herrera (4)	2:50	15-13	T2nd	-0.5	25,722		
29	5/6	@KC	W, 3-1	r-Miller (2-0)	r-Herrera (1-1)	Allen (8)	2:37	16-13	1st	+0.5	23,743		
30	5/7	@KC	W, 1-0	Clevinger (1-0)	Duffy (2-3)	Allen (9)	2:51	17-13	1st	+1.5	25,754		
31	5/8	@TOR	L, 2-4	Stroman (3-2)	Bauer (2-4)	Osuna (5)	2:55	17-14	1st	+1.0	40,014		
32	5/9	@TOR	W, 6-0	Carrasco (4-2)	Bolsinger (0-1)		2:46	18-14	1st	+1.0	32,688		
33	5/10	@TOR	L, 7-8	r-Osuna (2-0)	r-Allen (0-1)		3:31	18-15	1st	+0.5	35,115	21	552,687
33	5/11	OFF DAY						18-15	T1st	---			
34	5/12	vMIN	L, 0-1	Santana (6-1)	Tomlin (2-4)	Kintzler (9)	2:30	18-16	2nd	-1.0	24,452	13	268,967
35	5/13	vMIN	L, 1-4	Berrios (1-0)	Clevinger (1-1)	Kintzler (10)	2:57	18-17	T2nd	-2.0	28,379	14	297,346
36	5/14	vMIN	W, 8-3	Bauer (3-4)	Santiago (4-2)		3:00	19-17	2nd	-1.0	23,099	15	320,445
37	5/15	vTB	W, 8-7	r-Logan (1-0)	Archer (3-2)	Allen (10)	3:33	20-17	2nd	-0.5	14,613	16	335,058
38	5/16	vTB	L, 4-6	Odorizzi (3-2)	Salazar (2-4)	Colome (10)	3:12	20-18	2nd	-0.5	18,238	17	353,296
39	5/17	vTB	L, 4-7	Cobb (4-3)	Tomlin (2-5)		3:20	20-19	2nd	-1.0	22,104	18	375,400
39	5/18	OFF DAY						20-19	T2nd	-1.0			
40	5/19	@HOU	W, 5-3	Bauer (4-4)	Morton (5-3)	Allen (11)	3:02	21-19	2nd	-1.0	36,446		
41	5/20	@HOU	W, 3-0	Clevinger (2-1)	Fiers (1-2)	Allen (12)	2:35	22-19	2nd	-0.5	34,698		
42	5/21	@HOU	W, 8-6	Salazar (3-4)	Musgrove (3-4)		3:06	23-19	T1st	---	33,476		
43	5/22	@CIN	L, 1-5	Feldman (3-4)	Tomlin (2-6)		2:39	23-20	2nd	-1.0	26,794		
44	5/23	@CIN	W, 8-7	r-Miller (3-0)	r-Storen (1-1)	Allen (13)	3:16	24-20	2nd	-1.0	26,334	26	710,435
45	5/24	vCIN	L, 3-4	r-Lorenzen (3-0)	r-Allen (0-2)	Iglesias (8)	3:07	24-21	2nd	-2.0	19,426	19	394,826
45	5/25	vCIN	PPD. RAIN (made up July 24 at 7:10 pm ET)					24-21	2nd	-2.0			
46	5/26	vKC	L, 4-6	r-Minor (2-1)	r-Shaw (1-1)	Herrera (10)	2:57	24-22	2nd	-2.0	29,603	20	424,429
47	5/27	vKC	L, 2-5	Vargas (6-3)	Salazar (3-5)	Herrera (11)	3:06	24-23	2nd	-3.0	30,920	21	455,349
48	5/28	vKC	W, 10-1	TOMLIN (3-6)	Duffy (4-4)		2:48	25-23	2nd	-2.0	23,136	22	478,485
49	5/29	vOAK	W, 5-3	Carrasco (5-2)	Mengden (0-1)	Allen (14)	2:50	26-23	2nd	-1.0	20,792	23	499,277
50	5/30	vOAK	W, 9-4	Bauer (5-4)	Gray (2-2)		2:58	27-23	T1st	---	14,184	24	513,461
51	5/31	vOAK	L, 1-3	Manaea (4-3)	Clevinger (2-2)	Casilla (8)	2:30	27-24	T1st	---	16,784	25	530,245
MAY: 13-14, T1st place, --- game back					.241 (216-898), .314 OB%, 110 RS (4.1 RS/G)	3.82 ERA (237.2 IP, 101 ER)							
52	6/1	vOAK	W, 8-0	Kluber (4-2)	Cotton (3-6)		2:56	28-24	T1st	---	19,767	26	550,012

(xx) - extra inning game r - relief decision PITCHER IN CAPS - complete game

2017 SEASON IN REVIEW

2017 INDIANS DAY-BY-DAY

GAMEDATE	OPP	WL SCORE	WINNING PITCHER	LOSING PITCHER	SAVE	TOG	WL	POS	GB/A	ATTEND	HOME DATE	HOME TOTAL
53 6/2	@KC	L, 0-4	VARGAS (7-3)	Tomlin (3-7)		2:19	28-25	2nd	-1.0	33,408		
54 6/3	@KC	L, 5-12	Hammel (2-6)	Carrasco (5-3)		3:14	28-26	2nd	-1.0	26,497		
55 6/4	@KC	W, 8-0	r-Otero (1-0)	Skoglund (1-1)		2:58	29-26	2nd	-1.0	28,185		
55 6/5	OFF DAY						29-26	2nd	-1.0			
56 6/6	@COL	L, 3-11	Senzatela (8-2)	Clevinger (2-3)		2:54	29-27	2nd	-1.0	39,508		
57 6/7	@COL	L, 1-8	Freeland (7-3)	Bauer (5-5)		3:27	29-28	2nd	-1.0	36,909	31	874,942
57 6/8	OFF DAY						29-28	2nd	-1.5			
58 6/9	vCWS	W, 7-3	Kluber (5-2)	Gonzalez (4-7)		3:00	30-28	2nd	-1.5	30,043	27	580,055
59 6/10	vCWS	L, 3-5	Holmberg (1-0)	Tomlin (3-8)	Robertson(10)	2:59	30-29	2nd	-2.5	31,753	28	611,808
60 6/11	vCWS	W, 4-2	Carrasco (6-3)	Quintana (2-8)	Allen (15)	3:16	31-29	2nd	-1.5	26,611	29	638,419
60 6/12	OFF DAY						31-29	2nd	-1.0			
61 6/13	vLAD	L, 5-7	Kershaw (9-2)	r-Miller (3-1)	Jansen (12)	3:27	31-30	2nd	-2.0	22,171	30	660,590
62 6/14	vLAD	L, 4-6	r-Fields (3-0)	r-Miller (3-2)	Jansen (13)	3:35	31-31	2nd	-2.0	21,051	31	681,641
63 6/15	vLAD	W, 12-5	Tomlin (4-8)	Hill (3-3)		3:32	32-31	2nd	-2.0	23,339	32	704,980
64 6/16	@MIN	W, 8-1	Carrasco (7-3)	Turley (0-1)		2:50	33-31	2nd	-1.0	30,563		
65 6/17(d)	@MIN	W, 9-3	r-McAllister (1-0)	Wilk (0-1)		3:20	34-31	T1st	---	24,010		
66 6/17(m)	@MIN	W, 6-2	r-Goody (1-0)	Mejia (1-3)		2:58	35-31	1st	+1.0	21,371		
67 6/18	@MIN	W, 5-2	Bauer (6-5)	Gibson (4-5)	Miller (1)	3:01	36-31	1st	+2.0	35,039		
68 6/19	@BAL	W, 12-0	KLUBER (6-2)	Bundy (7-6)		2:57	37-31	1st	+2.5	13,875		
69 6/20	@BAL	L, 5-6	r-Castro (1-0)	r-Shaw (1-2)	Brach (13)	3:40	37-32	1st	+1.5	22,891		
70 6/21	@BAL	W, 5-1	Carrasco (8-3)	Gausman (3-7)	Shaw (2)	3:16	38-32	1st	+1.5	26,596		
71 6/22	@BAL	W, 6-3	Clevinger (3-3)	Miley (3-5)		3:35	39-32	1st	+2.5	24,954	39	1,074,241
72 6/23	vMIN	L, 0-5	Mejia (2-3)	Bauer (6-6)		3:11	39-33	1st	+1.5	31,725	33	736,705
73 6/24	vMIN	L, 2-4	r-Rogers (4-1)	r-Allen (0-3)	Kintzler(20)	3:13	39-34	1st	+0.5	33,111	34	769,816
74 6/25	vMIN	L, 0-4	Santana (10-4)	Tomlin (4-9)		2:55	39-35	2nd	-0.5	29,672	35	799,488
75 6/26	vTEX	W, 15-9	r-Shaw (2-2)	r-Schepers (0-1)		3:37	40-35	1st	+0.5	17,672	36	817,160
76 6/27	vTEX	L, 1-2	r-Kela (4-1)	r-Allen (0-4)	Bush(10)	2:52	40-36	1st	+0.5	19,348	37	836,508
77 6/28	vTEX	W, 5-3	Bauer (7-6)	Darvish (6-6)		3:04	41-36	1st	+0.5	21,200	38	857,708
78 6/29	vTEX	W, 5-1	Kluber (7-2)	Cashner (3-7)		2:41	42-36	1st	+1.5	23,996	39	881,704
78 6/30	@DET	PPD. RAIN (made up Sept. 1 at 1:10 pm ET)					42-36	1st	+2.0			
JUNE: 15-12, 1st place, 2.0 games ahead .280 (262-935), .354 OB%, 144 RS (5.4 RS/G) 3.71 ERA (238.0 IP, 98 ER)												
79 7/1(d)	@DET	L, 4-7	r-Greene (2-2)	r-Shaw (2-3)	Wilson (8)	2:59	42-37	1st	+1.5	28,719		
80 7/1(n)	@DET	W, 4-1	Carrasco (9-3)	Zimmermann(5-6)	Miller (2)	3:17	43-37	1st	+2.0	27,016		
81 7/2	@DET	W, 11-8	Clevinger (4-3)	Verlander (5-5)	Allen (16)	3:55	44-37	1st	+3.0	30,429	42	1,160,405
81 7/3	OFF DAY						44-37	1st	+2.5			
82 7/4	vSD	L, 0-1	r-Torres (5-2)	Kluber (7-3)	Maurer (17)	2:59	44-38	1st	+1.5	33,869 ^(so)	40	915,573
83 7/5	vSD	L, 2-6	Perdomo (4-4)	Bauer (7-7)		3:21	44-39	1st	+0.5	18,765	41	934,338
84 7/6	vSD	W, 11-2	Tomlin (5-9)	Lamet (3-3)		3:08	45-39	1st	+1.0	19,057	42	953,395
85 7/7	vDET	W, 11-2	Carrasco (10-3)	Zimmermann (5-7)		3:21	46-39	1st	+1.5	32,307	43	985,702
86 7/8	vDET	W, 4-0	Clevinger (5-3)	Verlander (5-6)		3:15	47-39	1st	+2.5	34,726 ^(so)	44	1,020,428
87 7/9	vDET	L, 3-5	Fulmer (9-6)	r-Goody (1-1)	J. Wilson(10)	3:49	47-40	1st	+2.5	24,915	45	1,045,343
87 7/10-13	ALL-STAR BREAK						47-40	1st	+2.5			
1st HALF: 47-40, 1st place, 2.5 games ahead .262 (774-2952), .337 OB%, 421 RS (4.8 RS/G) 3.78 ERA (768.2 IP, 323 ER)												
88 7/14	@OAK	L, 0-5	Gray (5-4)	Carrasco (10-4)		2:48	47-41	1st	+2.5	19,870		
89 7/15	@OAK	L, 3-5	r-Madson (2-4)	r-Miller (3-3)		2:35	47-42	1st	+1.5	33,021		
90 7/16	@OAK	L, 3-7	Manaea (8-5)	Bauer (7-8)		3:08	47-43	1st	+1.5	25,509		
91 7/17	@SFG	W, 5-3	Tomlin (6-9)	Moore (3-10)	Allen (17)	2:33	48-43	1st	+1.5	39,538		
92 7/18	@SFG	L, 1-2(10)	r-Dyson (1-1)	r-Allen (0-5)		3:04	48-44	1st	+1.5	39,151		
93 7/19	@SFG	L, 4-5	r-Gearrin (4-3)	r-Shaw (2-4)	Dyson (5)	3:16	48-45	1st	+0.5	41,067	48	1,358,561
93 7/20	OFF DAY						48-45	1st	+0.5			
94 7/21	vTOR	W, 13-3	Bauer (8-8)	Estrada (4-7)		3:23	49-45	1st	+1.5	34,284 ^(so)	46	1,079,627
95 7/22	vTOR	W, 2-1(10)	r-Shaw (3-4)	r-Barnes (2-3)		3:01	50-45	1st	+1.5	34,569 ^(so)	47	1,114,196
96 7/23	vTOR	W, 8-1	Kluber (8-3)	Happ (3-7)		2:53	51-45	1st	+1.5	30,701	48	1,144,897
97 7/24	vCIN	W, 6-2	Tomlin (7-9)	Adleman (5-8)		2:26	52-45	1st	+1.5	21,500	49	1,166,397
98 7/25	vLAA	W, 11-7(11)	r-Otero (2-0)	r-Norris (1-3)		4:14	53-45	1st	+1.5	22,364	50	1,188,761
99 7/26	vLAA	W, 10-4	r-Shaw (4-4)	Nolasco (4-12)		3:31	54-45	1st	+1.5	22,658	51	1,211,419
100 7/27	vLAA	W, 2-1	Bauer (9-8)	Ramirez (9-9)	Allen (18)	2:44	55-45	1st	+2.0	28,083	52	1,239,502
101 7/28	@CWS	W, 9-3	Salazar (4-5)	Holland (5-10)		3:21	56-45	1st	+2.0	20,387		
102 7/29	@CWS	W, 5-4	r-Miller (4-3)	r-Bummer (0-1)	Allen (19)	3:46	57-45	1st	+3.0	30,115		
103 7/30	@CWS	L, 1-3	r-Clippard (2-6)	r-Shaw (4-5)		2:56	57-46	1st	+2.0	28,152		
104 7/31	@BOS	L, 2-6	Fister (1-5)	Clevinger (5-4)		2:47	57-47	1st	+2.0	37,169		
JULY: 15-11, 1st place, 2.0 games ahead .279 (249-894), .356 OB%, 135 RS (5.2 RS/G) 3.36 ERA (230.1 IP, 86 ER)												
105 8/1	@BOS	L, 10-12	r-Kimbrel (3-0)	r-Allen (0-6)		3:36	57-48	1st	+2.0	37,126	53	1,511,510
105 8/2	@BOS	PPD. RAIN (made up August 14 at 6:10 pm ET)					57-48	1st	+2.5			

(xx) - extra inning game r - relief decision PITCHER IN CAPS - complete game

2017 WON-LOST BREAKDOWN

	HOME		ROAD		TOTALS		PCT.
	W	L	W	L	W	L	
SEASON TOTALS	49	32	53	28	102	60	.630
vs. Baltimore	3	0	3	1	6	1	.857
Boston	2	2	1	2	3	4	.429
New York	2	2	3	0	5	2	.714
Tampa Bay	1	2	3	1	4	3	.571
Toronto	3	0	1	2	4	2	.667
A.L. EAST TOTALS	11	6	11	6	22	12	.647
vs. Chicago-AL	5	4	8	2	13	6	.684
Detroit	6	3	7	3	13	6	.684
Kansas City	7	3	5	4	12	7	.632
Minnesota	3	6	9	1	12	7	.632
A.L. CENTRAL TOTALS	21	16	29	10	50	26	.658
vs. Houston	2	1	3	0	5	1	.833
Los Angeles-AL	3	0	3	0	6	0	1.000
Oakland	3	1	0	3	3	4	.429
Seattle	2	1	2	1	4	2	.667
Texas	3	1	3	0	6	1	.857
A.L. WEST TOTALS	13	4	11	4	24	8	.750
vs. Arizona	0	0	0	3	0	3	.000
Cincinnati	1	1	1	1	2	2	.500
Colorado	1	1	0	2	1	3	.250
Los Angeles	1	2	0	0	1	2	.333
San Diego	1	2	0	0	1	2	.333
San Francisco	0	0	1	2	1	2	.333
NATIONAL LEAGUE	4	6	2	8	6	14	.300
April	6	6	8	4	14	10	.583
May	5	8	8	6	13	14	.481
June	7	7	8	5	15	12	.556
July	10	3	5	8	15	11	.577
August	8	5	11	4	19	9	.679
Sept/Oct	13	3	13	1	26	4	.867
Day Games	20	8	19	9	39	17	.696
Night Game	29	24	34	19	63	43	.594
Shutouts (Ind.)	1	0	2	1	3	1	.750
Shutouts (Team)	8	4	11	2	19	6	.780
1-Run Decisions	11	10	9	5	20	15	.571
2-Run Decisions	8	11	7	7	15	18	.455
Extra-Inn. Games	4	1	0	1	4	2	.667
vs. RH Starters	34	19	32	17	66	36	.647
LH Starters	15	13	21	11	36	24	.600
Doubleheaders	0	0	1	0	1	0	-
	Split 0		Split 0		Split 0		

2017 INDIANS BATTING

BATTER	AVG	G	AB	R	H	2B	3B	HR	RBI	SH	SF	HP	BB	SO	SB	CS	OBP
Allen,G	.229	25	35	7	8	1	0	1	6	0	1	1	2	8	1	0	.282
RIGHT	.400		10		4	1	0	1	4	0	0	0	2	3			.500
LEFT	.160		25		4	0	0	0	2	0	1	1	0	5			.185
Almonte,A	.233	69	172	26	40	8	3	3	14	1	1	1	20	46	2	1	.314
RIGHT	.200		45		9	0	0	1	4	1	0	0	6	13			.294
LEFT	.244		127		31	8	3	2	10	0	1	1	14	33			.322
Brantley,M	.299	90	338	47	101	20	1	9	52	0	4	2	31	50	11	1	.357
Bruce,J	.248	43	149	21	37	9	2	7	26	0	1	1	18	37	1	0	.331
Chisenhall,L	.288	82	236	34	68	17	1	12	53	3	3	3	25	55	2	2	.360
Díaz,Y	.263	49	156	25	41	8	1	0	13	0	1	1	21	35	2	0	.352
Encarnacion,E	.258	157	554	96	143	20	1	38	107	0	5	5	104	133	2	0	.377
Gomes,Y	.232	105	341	43	79	15	0	14	56	1	2	8	31	99	0	0	.309
González,E	.255	60	110	18	28	6	0	4	11	1	1	0	3	37	1	2	.272
Guyer,B	.236	70	165	23	39	7	1	2	20	2	2	8	15	43	2	0	.326
Jackson,A	.318	85	280	46	89	19	3	7	35	0	4	1	33	64	3	1	.387
Kipnis,J	.232	90	336	43	78	25	0	12	35	2	5	2	28	71	6	2	.291
Lindor,F	.273	159	651	99	178	44	4	33	89	5	3	4	60	93	15	3	.337
RIGHT	.305		223		68	17	0	11	22	1	0	0	20	32			.362
LEFT	.257		428		110	27	4	22	67	4	3	4	40	61			.324
Martínez,M	.162	28	37	2	6	1	0	0	0	1	0	0	5	15	0	1	.262
Mejía,F	.154	11	13	1	2	0	0	0	1	0	0	0	1	3	0	0	.214
RIGHT	.167		6		1	0	0	0	0	0	0	0	0	2			.167
LEFT	.143		7		1	0	0	0	1	0	0	0	1	1			.250
Naquin,T	.216	19	37	4	8	2	0	0	1	0	1	0	2	9	0	1	.250
Pérez,R	.207	73	217	22	45	12	0	8	38	4	1	0	26	71	0	1	.291
Ramírez,J	.318	152	585	107	186	56	6	29	83	0	5	3	52	69	17	5	.374
RIGHT	.329		213		70	22	1	10	31	0	1	0	15	25			.371
LEFT	.312		372		116	34	5	19	52	0	4	3	37	44			.375
Robertson,D	.225	32	80	9	18	4	1	1	7	1	0	0	7	3	0	1	.287
Santana,C	.259	154	571	90	148	37	3	23	79	0	2	6	88	94	5	1	.363
RIGHT	.255		220		56	10	0	9	29	0	0	1	33	22			.354
LEFT	.262		351		92	27	3	14	50	0	2	5	55	72			.368
Urshela,G	.224	67	156	14	35	7	0	1	15	1	0	0	8	22	0	0	.262
Zimmer,B	.241	101	299	41	72	15	2	8	39	0	3	4	26	99	18	1	.307
PITCHERS	.105	162	19	1	2	0	0	0	0	1	0	0	1	7	0	0	.150
DH	.276	162	551	103	152	24	3	34	112	0	5	5	104	125	2	0	.392
CLEVELAND	.263	162	5511	818	1449	333	29	212	780	23	45	50	604	1153	88	23	.339

2017 INDIANS PITCHING

PITCHER	W	L	ERA	G	GS	CG	SHO	SV	IP	H	R	ER	HR	HB	BB	SO	WP	OPP AVG
Allen,C	3	7	2.94	69	0	0	0	30	67.1	57	24	22	9	2	21	92	9	.221
Armstrong,S	1	0	4.38	21	0	0	0	0	24.2	23	12	12	5	1	10	20	1	.237
Bauer,T	17	9	4.19	32	31	0	0	0	176.1	181	84	82	25	5	60	196	3	.266
Breslow,C	1	1	5.09	37	0	0	0	0	35.1	41	21	20	4	2	14	23	1	.297
CLE	0	0	4.15	7	0	0	0	0	4.1	3	2	2	0	0	2	5	0	.214
Carrasco,C	18	6	3.29	32	32	1	0	0	200.0	173	73	73	21	10	46	226	10	.235
Clevinger,M	12	6	3.11	27	21	0	0	0	121.2	92	46	42	13	3	60	137	3	.211
Crockett,K	0	0	10.80	4	0	0	0	0	1.2	4	2	2	0	1	1	2	0	.444
Goody,N	1	2	2.80	56	0	0	0	0	54.2	39	20	17	7	3	20	72	4	.198
Kluber,C	#18	4	*2.25	29	29	#5	#3	0	203.2	141	56	51	21	5	36	265	4	*.193
Logan,B	1	0	4.71	38	0	0	0	0	21.0	20	13	11	2	1	9	28	0	.250
Martínez,M	0	0	0.00	1	0	0	0	0	1.0	1	0	0	0	0	0	0	0	.250
McAllister,Z	2	2	2.61	50	0	0	0	0	62.0	53	18	18	8	1	21	66	3	.235
Merritt,R	2	0	1.74	5	4	0	0	0	20.2	26	6	4	0	0	4	7	0	.310
Miller,A	4	3	1.44	57	0	0	0	2	62.2	31	11	10	3	5	21	95	1	.144
Olson,T	1	0	0.00	30	0	0	0	1	20.0	13	0	0	0	1	6	18	0	.188
Otero,D	3	0	2.85	52	0	0	0	0	60.0	63	23	19	6	0	9	38	0	.273
Salazar,D	5	6	4.28	23	19		0	0	103.0	94	51	49	14	3	44	145	6	.242
Shaw,B	4	6	3.52	79	0	0	0	3	76.2	71	36	30	5	0	22	73	3	.247
Smith,J	3	0	3.33	59	0	0	0	1	54.0	46	20	20	4	1	10	71	0	.229
CLE	0	0	3.44	21	0	0	0	1	18.1	16	7	7	1	0	0	20	0	.229
Tomlin,J	10	9	4.98	26	26	1	0	0	141.0	166	80	78	23	4	14	109	1	.294
CLE. TOTAL	102	60	3.30	162	162	7	19	37	1440.2	1267	564	529	163	45	406	1614	48	.236

2017 DIVISION SERIES REVIEW

vs. NEW YORK-AL - YANKEES win best-of-five series, 3-2

Game #1 - Thursday, October 5 (N) at CLEVELAND
Trevor Bauer (6.2IP, 2H, 0R) sharp and Jay Bruce 2-run home run in the 4th inning off Sonny Gray was the key hit of the contest. Bruce added a sac fly in the 5th inning for his 3rd RBI. Miller and Allen recorded the final 7 outs in the win.

NEW YORK-AL 000 000 000 0 3 0
CLEVELAND 010 310 00x 4 5 0
WP - Bauer LP - Gray T: 3:26 Att. 37,612
HR: CLE - Bruce

Game #2 - Friday, October 6 (N) at CLEVELAND
Indians win epic, extra-inning game, overcoming an 8-3 deficit after Kluber (2.2IP, 7H, 6R/ER) was knocked out in the 3rd inning. Lindor grand slam off Green cut the lead to 8-7, Jay Bruce homered in the 8th off Robertson and Yan Gomes singled in the 13th to score Austin Jackson for the win. Indians bullpen allowed just 2 runs over 10.1IP with Shaw recording 2.2 shutout innings and Tomlin recording the final 6 outs for the win. Equalled longest Postseason game in Indians club history. (3.1IP, 5ER), including a 3-run shot by Lonnie Chisenhall that was the game's biggest blow.

NEW YORK-AL 204 020 000 0000 8 11 3
CLEVELAND 210 004 010 0001 9 9 2
WP - Tomlin LP - Betances T: 5:08 Att. 37,681
HR: CLE - Lindor, Bruce; NYY - Sanchez, Bird, Hicks

Game #3 - Sunday, October 8 (N) at NEW YORK-AL
Pitcher's duel decided by a Greg Bird solo homer in the 7th inning off Andrew Miller after a strong start from Carlos Carrasco (5.2IP, 3H, 0R). Tanaka (7.0IP, 3H, 0R, 7SO) confounded Indians hitters all night and Chapman recorded the final 5 outs (4SO) for the save.

CLEVELAND 000 000 000 0 5 0
NEW YORK-AL 000 000 10x 1 5 0
WP - Tanaka LP - Miller T: 3:17 Att. 48,614
HR: NYY - Bird

Game #4 - Monday, October 9 (N) at NEW YORK-AL
Indians commit season-high 4 errors and allow 6 unearned runs, both 2017 season-highs and Postseason club records. Urshela made 2 errors, including a costly miscue in the 4-run 2nd inning, Aaron Judge 2-run double was the big blow. Santana and Perez homered for Cleveland and Sanchez added a solo shot off Shaw late in the game. Bauer (4R/0ER/1.2IP) started on 3 days of rest.

CLEVELAND 000 210 000 3 4 4
NEW YORK-AL 041 011 00x 7 8 0
WP - Severino LP - Bauer T: 3:47 Att. 47,316
HR: CLE - Perez, Santana; NYY - Sanchez

Game #5 - Wednesday, October 11 (N) at CLEVELAND
Indians season comes to a screeching halt after Didi Gregorius hits a pair of homers off a rested Corey Kluber (3ER/3.2IP) over the first 3 frames. Indians scored both runs in the 4th off Sabathia on RBI singles by Perez and Urshela. Indians made 3 more errors, including 2 in the 9th that contributed to two more Yankee runs (Gardner RBI single sealed it).

NEW YORK-AL 102 000 002 5 8 0
CLEVELAND 000 020 000 2 5 3
WP - Robertson LP - Kluber T: 3:38 Att. 37,802
HR: NYY - Didi Gregorius (2)

2017 ALDS vs. NEW YORK-AL

PLAYER	AVG	G	AB	R	H	2B	3B	HR	RBI	BB	SO	SB	CS	1B	2B	3B	SS	OF	C	E
Allen, Greg	.000	2	0	0	0	0	0	0	0	0	0	0	0	0	0	0	0	1	0	0
Brantley, Michael	.091	3	11	0	1	0	0	0	0	1	4	0	0	0	0	0	0	0	0	0
Bruce, Jay	.278	5	18	5	5	1	0	2	4	2	8	0	0	0	0	0	0	5	0	1
Chisenhall, Lonnie	.000	4	5	1	0	0	0	0	0	0	4	0	0	0	0	0	0	2	0	0
Encarnacion, Edwin	.000	3	7	1	0	0	0	0	0	1	3	0	0	0	0	0	0	0	0	0
Gomes, Yan	.333	3	6	1	2	1	0	1	2	2	0	0	0	0	0	0	0	0	3	0
González, Erik	.000	2	2	0	0	0	0	0	0	0	0	0	0	0	0	2	0	0	0	1
Jackson, Austin	.214	5	14	3	3	0	0	0	0	1	6	1	0	0	0	0	5	0	0	1
Kipnis, Jason	.182	5	22	0	4	0	1	0	1	0	8	0	0	0	0	0	5	0	0	0
Lindor, Francisco	.111	5	18	2	2	0	0	1	4	4	6	0	0	0	0	0	5	0	0	0
Pérez, Roberto	.300	4	10	1	3	0	0	1	2	2	3	0	0	1	0	0	0	0	4	1
Ramírez, José	.100	5	20	2	2	0	0	0	0	2	7	0	0	0	5	0	0	0	0	1
Santana, Carlos	.211	5	19	2	4	0	0	1	4	3	4	0	0	5	0	0	0	0	0	1
Urshela, Giovanny	.167	5	12	0	2	0	0	0	1	0	6	0	0	0	5	0	0	0	0	2
CLEVELAND	.171	5	164	18	28	2	1	5	17	18	61	1	0						9	
YANKEES	.201	5	174	21	35	6	0	7	19	21	64	1	2							3
PITCHER	W	L	ERA	G	GS	CG	SHO	SV	IP	H	R	ER	HR	HB	BB	SO	WP	BP	CK	
Allen, Cody	0	0	1.69	4	0	0	0	1	5.1	5	2	1	0	0	3	8	0	0	0	
Bauer, Trevor	1	1	0.00	2	2	0	0	0	8.1	6	4	0	0	0	3	11	1	0	0	
Carrasco, Carlos	0	0	0.00	1	1	0	0	0	5.2	3	0	0	0	1	3	7	0	0	0	
Clevinger, Mike	0	0	13.50	2	0	0	0	0	1.1	2	3	2	1	0	4	3	0	0	0	
Kluber, Corey	0	1	12.79	2	2	0	0	0	6.1	10	9	9	4	0	3	10	0	0	0	
Miller, Andrew	0	1	1.80	4	0	0	0	0	5.0	4	1	1	1	0	2	8	0	0	0	
Olson, Tyler	0	0	0.00	3	0	0	0	0	2.0	1	0	0	0	0	0	2	0	0	0	
Salazar, Danny	0	0	0.00	1	0	0	0	0	1.2	0	1	0	0	0	2	3	0	0	0	
Shaw, Bryan	0	0	1.50	3	0	0	0	0	6.0	4	1	1	1	0	5	0	0	0	0	
Smith, Joe	0	0	0.00	4	0	0	0	0	2.1	0	0	0	0	0	1	3	0	0	0	
Tomlin, Josh	1	0	0.00	2	0	0	0	0	3.0	0	0	0	0	0	0	4	0	0	0	
CLEVELAND	2	3	2.68	5	5	0	1	1	47.0	35	21	14	7	1	21	64	1	0	0	
YANKEES	3	2	3.06	5	5	0	1	3	47.0	28	18	16	5	3	18	61	4	0	0	

2017 SEASON IN REVIEW

TRANSACTIONS

JANUARY 5 Signed free agent **1B/DH EDWIN ENCARNACION** to a three-year Major League contract with a club option for the 2020 season...Designated **LHP EDWIN ESCOBAR** for assignment (released to pursue opportunity in Japan on Jan. 10).

JANUARY 13 Signed free agents **RHP STEVE DELABAR** and **RHP TRAVIS BANWART** to Minor League contracts with non-roster invitations to Major League Spring Training camp.

JANUARY 18 Signed **OF BRANDON GUYER** to a two-year contract w/a 2019 club option.

JANUARY 25 Signed **OF AUSTIN JACKSON** to a Minor League contract.

JANUARY 26 Claimed **1B/3B RICHIE SHAFFER** off waivers from the Cincinnati Reds.

JANUARY 30 Acquired **RHP CARLOS FRIAS** from the Los Angeles Dodgers for cash considerations...Designated **1B/3B RICHIE SHAFFER** for assignment.

JANUARY 31 Re-signed **C ADAM MOORE** to a Minor League contract.

FEBRUARY 7 Signed free agent **LHP BOONE LOGAN** to a one-year Major League contract with a club option for the 2018 season...Designated **RHP AUSTIN ADAMS** for assignment...Traded Adams to the LA Angels on Feb. 10.

FEBRUARY 14 Signed free agent **LHP CHRIS NARVESON** to a Minor League contract.

FEBRUARY 15 Signed free agent **LHP JAMES RUSSELL** to a Minor League contract.

MARCH 12 Optioned **LHP TIM COONEY** and **RHP PERCI GARNER** to AAA Columbus. Optioned **RHP DYLAN BAKER** to AA Akron.

MARCH 15 Optioned **C FRANCISCO MEJÍA** to AA Akron. Reassigned **INF NELLIE RODRÍGUEZ** to Minor League camp.

MARCH 19 Optioned **LHP RYAN MERRITT**, **LHP SHAWN MORIMANDO** and **RHP ADAM PLUTKO** to AAA Columbus...Reassigned **RHP TRAVIS BANWART**, **RHP STEVE DELABAR**, **RHP JOSH MARTIN**, **LHP CHRIS NARVESON**, **NARVESON**, **LHP JAMES RUSSELL**, **C GUILLERMO QUIROZ**, **INF RONNY RODRÍGUEZ**, **INF ERIC STAMETS** and **OF GREG ALLEN** to Minor League camp.

MARCH 24 Returned **LHP HOBY MILNER** (Rule V Draft selection) to Philadelphia.

MARCH 26 Optioned **RHP MIKE CLEVINGER** and **RHP JOE COLÓN** to AAA Columbus...Reassigned **C ADAM MOORE**, **INF RICHIE SHAFFER** and **OF BRAD ZIMMER** to Minor League camp.

MARCH 27 Purchased the contract of **OF AUSTIN JACKSON** from AAA Columbus.

MARCH 28 Signed **INF JOSÉ RAMÍREZ** to a five-year contract with club options for the 2022 and 2023 seasons...Optioned **LHP KYLE CROCKETT**, **RHP CARLOS FRIAS** and **RHP NICK GOODY** to AAA Columbus.

MARCH 30 Optioned **INF ERIK GONZÁLEZ** and **INF GIOVANNY URSHELA** to AAA Columbus.

APRIL 2 Purchased the contracts of **INF YANDY DÍAZ** and **UTL MICHAEL MARTÍNEZ** from AAA Columbus...Placed **RHP CODY ANDERSON** (right elbow surgery) on the 60-day Disabled List...Placed **INF JASON KIPNIS** (right shoulder inflammation) and **OF LONNIE CHISENHALL** (right shoulder sprain) on the 10-day DL, retroactive to March 30...Released **LHP TIM COONEY**...Assigned **LHP TYLER OLSON**, **C ERIK KRATZ**, **1B CHRIS COLABELLO** and **OF DANIEL ROBERTSON** to the AAA Columbus roster...Signed **C ROBERTO PÉREZ** to a four-year contract with club options for the 2021 and 2022 seasons.

2017 OPENING DAY ROSTER

Pitchers (12): Cody Allen, Shawn Armstrong, Trevor Bauer, Carlos Carrasco, Corey Kluber, Boone Logan, Zach McAllister, Andrew Miller, Dan Otero, Danny Salazar, Bryan Shaw, Josh Tomlin.

Infielders (6): Yandy Díaz, Edwin Encarnacion, Francisco Lindor, Michael Martinez, Jose Ramirez, Carlos Santana.

Outfielders (5): Abraham Almonte, Michael Brantley, Brandon Guyer, Austin Jackson, Tyler Naquin.

Catchers (2): Yan Gomes and Roberto Pérez.

DL (3): Jason Kipnis, Lonnie Chisenhall, Cody Anderson.

APRIL 13 Activated **OF LONNIE CHISENHALL** from the 10-day Disabled List...Optioned **OF TYLER NAQUIN** to AAA Columbus.

APRIL 14 Recalled **RHP NICK GOODY** from AAA Columbus...Optioned **RHP SHAWN ARMSTRONG** to AAA Columbus.

APRIL 21 Activated **2B JASON KIPNIS** from the 10-day Disabled List...Optioned **INF YANDY DÍAZ** to AAA Columbus.

MAY 2 Recalled **RHP SHAWN ARMSTRONG** from AAA Columbus...Placed **OF AUSTIN JACKSON** (left great toe hyperextension) on the 10-day Disabled List.

MAY 3 Recalled **RHP JOE COLÓN** from AAA Columbus...Placed **RHP COREY KLUBER** (lower back strain) on the 10-day Disabled List.

MAY 5 Sent **RHP YOIBER MARQUINA** to the New York Yankees to complete the December 20, 2016 trade that sent **RHP NICK GOODY** to the Indians.

MAY 7 Recalled **RHP MIKE CLEVINGER** from AAA Columbus...Optioned **RHP JOE COLÓN** to Columbus.

MAY 8 Recalled **INF/OF YANDY DÍAZ** from Columbus...Optioned **RHP SHAWN ARMSTRONG** to Columbus.

MAY 14 Recalled **INF ERIK GONZÁLEZ** and purchased the contract of **OF DANIEL ROBERTSON** from AAA Columbus...Placed **OF BRANDON GUYER** (left wrist sprain) on the 10-day Disabled List, retro to May 13...Designated **UTL MICHAEL MARTÍNEZ** for assignment (traded to Tampa Bay, 5/18).

MAY 16 Recalled **RHP SHAWN ARMSTRONG** and purchased the contract of **OF BRADLEY ZIMMER** from AAA Columbus...Placed **OF ABRAHAM ALMONTE** (right biceps strain) on the 10-day Disabled List...Optioned **INF/OF YANDY DÍAZ** to AAA Columbus...Designated **RHP CARLOS FRIAS** for assignment (outrighted to AAA Columbus on 5/21).

TRANSACTIONS

MAY 23	Signed OF DAVID LOUGH to a Minor League contract.	JULY 17	Recalled LHP RYAN MERRITT from AAA Columbus...Optioned OF TYLER NAQUIN to Columbus.
MAY 25	Placed OF LONNIE CHISENHALL on the 7-day MLB Concussion Disabled List, retroactive to 5/23.	JULY 21	Purchased the contract of LHP TYLER OLSON from AAA Columbus...Placed LHP BOONE LOGAN on the 10-day Disabled List with a left latissimus dorsi strain, retroactive to July 20.
MAY 26	Activated OF AUSTIN JACKSON from the 10-day Disabled List.	JULY 22	Activated RHP DANNY SALAZAR from the 10-day Disabled List...Optioned LHP RYAN MERRITT to AAA Columbus.
JUNE 1	Activated RHP COREY KLUBER from the 10-day Disabled List...Optioned RHP SHAWN ARMSTRONG to AAA Columbus.	JULY 25	Activated OF AUSTIN JACKSON from the 10-day Disabled List...Optioned LHP TYLER OLSON to AAA Columbus.
JUNE 6	Activated OF LONNIE CHISENHALL from the 7-day Concussion Disabled List...Placed RHP DANNY SALAZAR on the 10-day Disabled List, retroactive to June 4, with right shoulder soreness.	JULY 26	Recalled RHP SHAWN ARMSTRONG from AAA Columbus...Optioned OF ABRAHAM ALMONTE to AAA Columbus.
JUNE 7	Recalled LHP KYLE CROCKETT from AAA Columbus...Optioned RHP MIKE CLEVINGER to AAA Columbus.	JULY 29	Claimed RHP DIEGO MORENO off outright waivers from the Tampa Bay Rays (optioned to Columbus)...Transferred LHP BOONE LOGAN to the 60-day D.L.
JUNE 16	Recalled RHP ADAM PLUTKO from AAA Columbus...Placed OF MICHAEL BRANTLEY on the Paternity List (1-to-3 days).	JULY 31	Recalled LHP TYLER OLSON from AAA Columbus...Placed RHP JOSH TOMLIN on the 10-day Disabled List with a left hamstring strain...Acquired RHP JOE SMITH from Toronto Blue Jays in exchange for LHP THOMAS PANNONE & INF SAMAD TAYLOR ...Designated RHP PERCI GARNER for assignment (released on Aug. 3)...Optioned RHP SHAWN ARMSTRONG to AAA Columbus.
JUNE 17	Recalled LHP RYAN MERRITT from AAA Columbus...Recalled RHP MIKE CLEVINGER from AAA Columbus (26th man)...Optioned LHP KYLE CROCKETT to AAA Columbus...Recalled INF GIOVANNY URSHELA from AAA Columbus...Optioned LHP RYAN MERRITT to AAA Columbus following day game of doubleheader (Urshela active to night game).	AUGUST 2	Recalled RHP ADAM PLUTKO from AAA Columbus...Placed LHP ANDREW MILLER on the 10-day Disabled List with a patella tendonitis in his right knee.
JUNE 18	Recalled RHP SHAWN ARMSTRONG from AAA Columbus...Optioned INF GIOVANNY URSHELA to AAA Columbus...Optioned Clevinger to Columbus.	AUGUST 4	Signed LHP CRAIG BRESLOW to a Minor League contract (assigned to AAA Columbus).
JUNE 19	Activated OF MICHAEL BRANTLEY from the Paternity List and placed him on the 10-day Disabled List (retroactive to June 16) with a right ankle sprain.	AUGUST 5	Recalled OF ABRAHAM ALMONTE from AAA Columbus...Optioned RHP ADAM PLUTKO to Columbus.
JUNE 22	Recalled RHP MIKE CLEVINGER from AAA Columbus...Placed RHP CODY ALLEN on the Paternity List.	AUGUST 6	Activated 2B JASON KIPNIS from the 10-day Disabled List...Optioned INF ERIK GONZALEZ to AAA Columbus.
JUNE 23	Reinstated RHP CODY ALLEN from the Paternity List...Optioned RHP ADAM PLUTKO to AAA Columbus.	AUGUST 9	Recalled INF ERIK GONZÁLEZ from AAA Columbus...Placed OF MICHAEL BRANTLEY on the 10-day Disabled List with a right ankle sprain... Acquired OF JAY BRUCE from the New York Mets in exchange for RHP RYDER RYAN ... Designated OF DANIEL ROBERTSON for assignment.
JUNE 26	Activated OF MICHAEL BRANTLEY and OF BRANDON GUYER from the 10-day Disabled List...Optioned RHP SHAWN ARMSTRONG and OF DANIEL ROBERTSON to AAA Columbus.	AUGUST 10	Optioned INF ERIK GONZÁLEZ to AAA Columbus (Bruce reported to club).
JUNE 27	Placed OF AUSTIN JACKSON on the 10-day Disabled List with a left quad strain...Recalled RHP SHAWN ARMSTRONG from AAA Columbus.	AUGUST 17	Recalled LHP RYAN MERRITT from AAA Columbus (26th man, doubleheader)
JULY 1	Recalled LHP RYAN MERRITT from AAA Columbus as 26th man for DH at Detroit.... RHP JOE COLON suspended for remainder of the 2017 season for violating the MLB Drug Prevention & Treatment Program.	AUGUST 18	Activated LHP ANDREW MILLER from the 10-day Disabled List...Placed OF ABRAHAM ALMONTE on the 10-day Disabled List with left hamstring strain.
JULY 5	Activated OF ABRAHAM ALMONTE from the 10-day Disabled List...Placed 1B CARLOS SANTANA on the Paternity List (1-to-3 days).	AUGUST 22	Placed LHP ANDREW MILLER on the 10-day Disabled List with a patellar tendonitis in his right knee and RHP DANNY SALAZAR on the 10-day D.L. with right elbow inflammation (retroactive to 8/21)...Recalled RHP SHAWN ARMSTRONG and INF YANDY DÍAZ from AAA Columbus.
JULY 8	Activated 1B CARLOS SANTANA from the Paternity List and optioned RHP SHAWN ARMSTRONG to AAA Columbus.		
JULY 9	Placed 2B JASON KIPNIS on the 10-day Disabled List with a strained right hamstring...Recalled INF GIOVANNY URSHELA from AAA Columbus.		
JULY 14	Placed OF LONNIE CHISENHALL on the 10-day Disabled List with a strained right hamstring (retro - 7/11)...Recalled OF TYLER NAQUIN from AAA Columbus.		

TRANSACTIONS

- AUGUST 23** Recalled **INF ERIK GONZÁLEZ** from AAA Columbus...Placed **2B JASON KIPNIS** on the 10-day Disabled List with a right hamstring strain.
- AUGUST 25** Recalled **LHP RYAN MERRITT** from AAA Columbus...Optioned **RHP SHAWN ARMSTRONG** to Columbus.
- AUGUST 26** Selected the contract of **LHP CRAIG BRESLOW** from AAA Columbus...Optioned **LHP RYAN MERRITT** to Columbus...Designated **RHP DIEGO MORENO** for assignment (outrighted to AAA Columbus, August 30).
- AUGUST 30** Recalled **LHP RYAN MERRITT** and **RHP SHAWN ARMSTRONG** (26th man, game 2 of DH) from AAA Columbus...Placed **RHP DAN OTERO** on the Paternity List.
- SEPT. 1** Activated **OF ABRAHAM ALMONTE**, **OF LONNIE CHISENHALL** and **RHP JOSH TOMLIN** from the 15-day Disabled List...Activated **RHP DAN OTERO** from the Paternity List...Recalled **LHP KYLE CROCKETT**, **LHP SHAWN MORIMANDO** and **RHP ADAM PLUTKO** from AAA Columbus...Recalled **C FRANCISCO MEJIA** from AA Akron... Selected the contract of **OF GREG ALLEN** from AA Akron...Recalled **RHP DYLAN BAKER** from AA Akron & placed him on the 60-day Disabled List.
- SEPT. 4** Optioned **RHP ADAM PLUTKO** to Class A Lynchburg.
- SEPT. 5** Recalled **RHP SHAWN ARMSTRONG** and **OF TYLER NAQUIN** from AAA Columbus...Activated **RHP DANNY SALAZAR** from the 10-day D.L..
- SEPT. 14** Activated **LHP ANDREW MILLER** from the 10-day Disabled List.
- SEPT. 17** Activated **INF JASON KIPNIS** from the 10-day Disabled List.
- SEPT. 30** Activated **OF MICHAEL BRANTLEY** from the 10-day Disabled List.
- OCT. 8** Outrighted **RHP JOE COLÓN** to Columbus .

- OCTOBER 26** Named **CARL WILLIS** Major League Pitching Coach.
- NOVEMBER 2** Named **SCOTT ATCHISON** Major League Bullpen Coach, replacing **JASON BERE**, who was not retained for 2018.
- NOVEMBER 3** Exercised the 2018 club options on **OF MICHAEL BRANTLEY** and **RHP JOSH TOMLIN**.
- NOVEMBER 6** Activate **RHP CODY ANDERSON** and **RHP DYLAN BAKER** from the 60-day Disabled List...Declined the 2018 club option of **LHP BOONE LOGAN**...Purchased the contract of **C ERIC HAASE** from AAA Columbus .
- NOVEMBER 8** Named **VICTOR RODRIGUEZ** Major League Assistant Hitting Coach.
- NOVEMBER 20** Selected the contracts of **INF WILLI CASTRO**, **INF YU CHANG**, **RHP JULIAN MERRYWEATHER** and **INF ERIC STAMETS** from the Triple-A Columbus Clippers...Claimed **INF ROB REFSNYDER** off waivers from the Toronto Blue Jays... Designated **LHP KYLE CROCKETT** & **RHP DYLAN BAKER** for assignment...**CROCKETT** (Cincinnati) & **BAKER** (Milwaukee) were claimed off waivers, 11/27.
- NOVEMBER 22** Signed free agents **LHP JEFF BELIVEAU**, **RHP LEONEL CAMPOS** and **INF DREW MAGGI** to Minor League contracts with non-roster invitations.
- NOVEMBER 30** Signed free agents **OF BRANDON BARNES**, **RHP EVAN MARSHALL** and **RHP NEIL RAMIREZ** to Minor League contracts with non-roster invitations to Major League spring training camp.
- DECEMBER 11** Re-signed free agent **INF MICHAEL MARTÍNEZ** to a Minor League contract.
- DECEMBER 13** Acquired \$500,000 in international bonus pool money for the 2017-18 period from the Seattle Mariners in exchange for **RHP SHAWN ARMSTRONG**.
- DECEMBER 18** Signed free agent **RHP LISALVERTO BONILLA** to a Minor League contract with a non-roster invitations to MLB camp.
- DECEMBER 19** Released **RHP LEONEL CAMPOS** to pursue professional opportunity in Japan.
- DECEMBER 21** Signed free agents **RHP ALEXI OGANDO** and **OF MELVIN UPTON, Jr.** to Minor League contracts with non-roster invitations to Major League spring training camp.
- DECEMBER 23** Signed free agent **1B YONDER ALONSO** to a two-year Major League contract with a vesting/club option for the 2020 season.
- JANUARY 22** Signed free agents **C JACK MURPHY** and **LHP ADAM WILK** to Minor League contracts with non-roster invitations to Major League spring training camp.
- JANUARY 26** Signed free agent **RHP PRESTON CLAIBORNE** to a Minor League contract with a non-roster invitation to Major League spring training camp.

2017 DISABLED LIST

PLAYER (2017)	INJURY	Dates(Days/Games)
RHP Cody Anderson	R elbow surgery (60D)	4/2-season (183/162)
OF Lonnie Chisenhall	R shoulder sprain (10D)	3/30-4/12 (14/8)
2B Jason Kipnis(10D)	R shoulder inflammation	3/30-4/20 (22/15)
OF Austin Jackson(10D)	L great toe hyperextension	5/2-25 (24/20)
RHP Corey Kluber(10D)	lower back strain	5/3-31 (29/25)
OF Brandon Guyer (10D)	left wrist sprain	5/13-6/25 (44/40)
OF Abraham Almonte	R biceps strain (10D)	5/16-7/4 (50/45)
OF Lonnie Chisenhall	MLB Concussion (7DL)	5/23-6/5 (14/12)
RHP Danny Salazar	R shoulder soreness(10D)	6/4-7/21 (48/39)
OF Michael Brantley	R ankle sprain (10D)	6/16-25 (10/11)
OF Austin Jackson	L quad strain (10D)	6/27-7/24 (28/22)
2B Jason Kipnis(10D)	R hamstring strain	7/9-8/5 (28/22)
OF Lonnie Chisenhall	R calf strain (10D)	7/11-8/31 (51/45)
LHP Boone Logan (60D)	L lat strain	7/20-season (74/69)
RHP Josh Tomlin(10D)	L hamstring strain	7/31-8/31 (32/29)
LHP Andrew Miller(10D)	R knee patella tendonitis	8/2-17 (16/14)
OF Michael Brantley	R ankle sprain (10D)	8/9-9/29 (52/50)
OF Abraham Almonte	left hamstring strain (10D)	8/18-31 (14/13)
RHP Danny Salazar	R elbow inflammation(10D)	8/21-9/4 (15/15)
LHP Andrew Miller(10D)	R knee patella tendonitis	8/22-9/13 (23/23)
2B Jason Kipnis(10D)	R hamstring strain	8/23-9/16 (25/25)
RHP Dylan Baker (60D)	R shoulder injury	9/1-season (31/30)
DL used 14 times (569 season days/477 player games lost) in 2016		
DL used 22 times (827 season days/734 player games lost) in 2017		

2017 EJECTIONS (0)

PERSONNEL	DATE
Francona has 43 career ejections	
Last Ejections (Player/Manager)	
1B Mike Napoli	August 7 at New York-AL
MGR Terry Francona	Sept. 4 vs. Miami

Bob Feller Act of Valor Award

In 2013, the Cleveland Indians, the United States Navy and the National Baseball Hall of Fame established the Bob Feller Act of Valor Award. The award was created to honor those whose actions, values and dedication to our servicemen and women represent the dignity and integrity displayed by Feller himself. Mr. Feller was the first

baseball player to enlist in World War II -- a day following the attack on Pearl Harbor -- and earned the rank of Chief Petty Officer after serving aboard the USS Alabama. The fourth Bob Feller Act of Valor Award reception was held on Nov. 17, 2017 at the U.S. Navy Memorial in Washington, D.C. where Tom Seaver, Darren O'Day, BMC (SW/AW) Edmundo Brantes USN; Staff Sergeant Adam Plambeck (Marines; Jerry Coleman winner); were honored. Each possesses the values, integrity and dedication to serving our country that Bob Feller himself displayed.

2013 Recipients: Justin Verlander (Current Player); Yogi Berra (Hall of Famer); U.S. Navy Chief Hospital



Peter Fertig (President of the BFAOV Foundation) & 2017 recipient Darren O'Day

Corpsman Garth Sinclair (U.S. Navy rep).

2014 Recipients: Nick Swisher (Current Player); Tommy Lasorda (Hall of Famer); U.S. Navy Chief Hospital Corpsman Carl Thompson (U.S. Navy rep).

2015 Recipients: Jonathan Lucroy (Current Player); George Brett (Hall of Famer); Chief Petty Officer Genell Cody (U.S Navy rep); Staff Sergeant Rene Segura (U.S. Navy rep).

2016 Recipients: Brad Ziegler (Current Player); Rod Carew (Hall of Famer); Chief Petty Officer Chris Beeding (U.S Navy rep); Gunnery Sergeant Marshall Cleveland (U.S. Marines rep).

Cleveland Indians Records/History

All-Time Roster	336-345
Attendance, Year-by-Year	359
Awards	366-369
BATTING	
Hitting Streaks.....	392
Home Run Records.....	388-391
League Leaders	386-387
Miscellaneous/Cycle/8RBI games.....	374
Records	380-385
Team Leaders	375-379
Top Ten.....	370-371
Year-by-Year.....	725-374
FIELDING	
Records	411-413
Year-by-Year.....	394-395
Finishes.....	346-347
Home-Road Breakdown	414-415
Longest Tenure with Cleveland	358
Managers	356
Miscellaneous Records	415
Opening Day Line-Ups	361-365

PITCHING

League Leaders	409-410
Records	403-407
Team Leaders	398-402
Top Ten.....	396-397
Twenty-Game Winners	408
Year-by-Year.....	394-395
Record vs. Opponents	355
Retired Uniform Numbers.....	348-354
Starts, Best and Worst.....	355
Streaks, Winning and Losing.....	357
1920 Postseason Review	416
1948 Postseason Review	417
1954 Postseason Review	418
1995 Postseason Review	418-419
1996 Postseason Review	420
1997 Postseason Review	421-422
1998 Postseason Review	423
1999 Postseason Review	424
2001 Postseason Review	425
2007 Postseason Review	425-426
2013 Postseason Review.....	426
2016 Postseason Review	427-428
Cleveland All-Star Review.....	429-430
Clinch Dates.....	421

ALL-TIME ROSTER

Includes all players who have participated in one or more official American League Games with Cleveland from 1901 through 2017...a total of 1,855. Bold face denotes members of Top 100 Greatest Indians Roster as selected for the Indians 100th Anniversary season in 2001.

A	ANDERSON, Brady (2002)	BAINES, Harold (1999)	BELL, Buddy (1972-78)
ABBOTT, Fred (1903-04)	ANDERSON, Brian (1996-97, '03)	BAKER, Bock (1901)	BELL, David (1995, '98)
ABBOTT, Paul (1993)	ANDERSON, Bud (1982-83)	BAKER, Frank (1969, '71)	BELL, Eric (1991-92)
ABER, Al (1950-53)	ANDERSON, Cody (2015-16)	BAKER, Howard (1912)	BELL, Gary (1958-67)
ABERNATHIE, Bill (1952)	ANDERSON, Dwain (1974)	BALL, Neal (1909-12)	BELL, Jay (1986-88)
ABERNATHY, Ted (1963-64)	ANDERSON, Jason (2004)	BALLINGER, Mark (1971)	BELLE, Albert (1989-96)
ABLES, Harry (1909)	ANDREWS, Ivy Paul (1937)	BANDO, Chris (1981-88)	BELLIARD, Ronnie (2004-06)
ABREU, Winston (2009)	ANDREWS, Nate (1940-41)	BANKS, George (1964-66)	BEMIS, Harry (1902-10)
ACCARDO, Jeremy (2012)	ANTONELLI, John (1961)	BANNISTER, Alan (1980-83)	BENGE, Ray (1925-26)
ADAMS, Austin (2014-16)	APONTE, Luis (1984)	BARBARE, Walter (1914-16)	BENJAMIN, Stan (1945)
ADAMS, Bert (1910-12)	APPLETON, Pete (1930-32)	BARBEAU, William (1905-06)	BENN, Henry (1914)
ADCOCK, Joe (1963)	AQUINO, Greg (2009)	BARD, Josh (2002-05)	BENTON, Al (1949-50)
AGEE, Tommie (1962-64)	ARLIN, Steve (1974)	BARFIELD, Josh (2007-09)	BENTON, Butch (1985)
AGUILAR, Jesus (2014-16)	ARMSTRONG, Jack (1992)	BARKER, Len (1979-83)	BERARDINO, John (1948-50, '52)
AGUAYO, Luis (1989)	ARMSTRONG, Mike (1987)	BARKER, Ray (1965)	BERE, Jason (2000, 2003)
AGUIRRE, Hank (1955-57)	ARMSTRONG, Shawn (2015-17)	BARKLEY, Jeff (1984-85)	BERG, Moe (1931, 34)
AKERFELDS, Darrel (1987)	ARNSBERG, Brad (1992)	BARNES, Brian (1994)	BERGER, Charles (1907-10)
ALBERS, Matt (2013)	ASENCIO, Jairo (2012)	BARNES, Rich (1983)	BERGER, Louis W. (1932, '35-36)
ALDRETE, Mike (1991)	ASHBY, Alan (1973-76)	BARNES, Scott (2012-13)	BERGMAN, Alfred H. (1916)
ALEXANDER, Bob (1957)	ASPROMONTE, Ken (1960-62)	BARNHART, Leslie (1928, '30)	BERNAZARD, Tony (1984-87)
ALEXANDER, Gary (1978-80)	ASSENMACHER, Paul (1995-99)	BARTOSH, Cliff (2004)	BERNHARD, William (1902-07)
ALEXANDER, Hugh (1937)	ATCHISON, Scott (2014-15)	BASKETTE, James (1911-13)	BERROA, Geronimo (1998)
ALLANSON, Andy (1986-89)	ATHERTON, Keith (1989)	BASSLER, Johnny (1913-14)	BERRY, Joe (1946)
ALLEN, Bob (1961-63, '66-67)	AUBREY, Michael (2008)	BATES, Ray (1913)	BERRY, Ken (1975)
ALLEN, Chad (2002)	AUSTIN, Rick (1970-71)	BAUER, Rick (2008)	BESCHER, Robert (1918)
ALLEN, Cody (2012-17)	AUTRY, Martin (1926-28)	BAUER, Trevor (2013-17)	BETANCOURT, Rafael (2003-09)
ALLEN, Greg (2017)	AVEN, Bruce (1997, '02)	BAXES, Jim (1959)	BEVACQUA, Kurt (1971-72)
ALLEN, Johnny (1936-40)	AVERILL, Earl D. (1956, '58)	BAY, Harry (1902-08)	BEVERLIN, Jason (2002)
ALLEN, Neil (1989)	AVERILL, Earl (1929-39)	BAYNE, William (1928)	BIBBY, Jim (1975-77)
ALLEN, Rod (1988)	AVILA, Bob (1949-58)	BEALL, John (1913)	BIELECKI, Mike (1993)
ALLISON, Milo (1916-17)	AVILES, Mike (2013-15)	BEAN, Belve (1930-31, '33-35)	BIERBRODT, Nick (2003)
ALLRED, Beau (1989-91)	AXFORD, John (2014)	BEARDEN, Gene (1947-50)	BILLINGS, John (1913-18)
ALOMAR, Roberto (1999-2001)	AYALA, Benny (1985)	BEARSE, Kevin (1990)	BIRAS, Stephen (1944)
ALOMAR, Sandy (1990-2000)	AYLWARD, Dick (1953)	BECK, Ervin (1901)	BIRMINGHAM, Joe (1906-14)
ALMONTE, Abraham (2015-17)	AZCUE, Joe (1963-69)	BECK, George (1914)	BISHOP, Lloyd (1914)
ALSTON, Del (1979-80)		BECKER, Heinz (1946-47)	BISLAND, Rivington (1914)
ALTIZER, Dave (1908)	B	BECKER, Joe (1936-37)	BLACK, Bud (1988-90, '95)
ALTOBELLI, Joe (1955, '57)	BACSIK, Mike (2001)	BEDFORD, Gene (1925)	BLACK, Don (1946-48)
ALVARADO, Luis (1974)	BAERGA, Carlos (1990-96, '99)	BEDGOOD, Phil (1922-23)	BLAEHOLDER, George (1936)
ALVIS, Max (1962-69)	BÁEZ, Dany's (2001-03)	BEEBE, Fred (1916)	BLAIR, Willie (1991)
AMARO, Ruben (1994-95)	BAGBY, James, Sr. (1916-22)	BEENE, Fred (1974-75)	BLAKE, Casey (2003-08)
AMBRIZ, Hector (2010)	BAGBY, James, Jr. (1941-45)	BEHENNA, Rick (1983-85)	BLANCO, Ossie (1974)
ANDERSEN, Larry (1975, '77, '79)	BAILES, Scott (1986-89)	BELL, Beau (1940-41)	BLANDING, Fred (1910-14)
	BAILEY, Steve (1967-68)		

BLANKS, Larvell (1976-78)
 BLYLEVEN, Bert (1981-85)
 BOCHTE, Bruce (1977)
 BOCKMAN, Eddie (1947)
 BOEHLING, Joe (1916-17, '20)
 BOHNET, John (1982)
 BOLEY, Joe (1932)
 BOLGER, Jim (1959)
 BOLTON, Cecil (1928)
 BOND, Walter (1960-62)
 BONDS, Bobby (1979)
 BONNER, Frank (1902)
 BONNESS, William (1944)
 BOOKER, Richard (1966)
 BOOLES, Seabron (1909)
 BOONE, Aaron (2005-06)
 BOONE, James (1922-23)
 BOONE, Ray (1948-53)
 BORDERS, Pat (1997-99)
 BOROWSKI, Joe (2007-08)
 BOSMAN, Dick (1973-75)
 BOSS, Harley (1933)
 BOUCHER, Denis (1991-92)
BOUDREAU, Lou (1938-50)
 BOURN, Michael (2013-15)
 BOWMAN, Abe (1914-15)
 BOWSFIELD, Ted (1960)
 BOYD, Gary (1969)
 BOYD, Jason (2003)
 BRACKEN, Jack (1901)
 BRADFORD, Buddy (1970-71)
BRADLEY, Bill (1901-10)
 BRADLEY, John (1916)
 BRADLEY, Milton (2001-2003)
 BRAGGINS, Richard (1901)
 BRANSON, Jeff (1997-98)
 BRANTLEY, Michael (2009-17)
 BRANYAN, Russ (1998-2002, '10)
 BRENNAN, Addison (1918)
 BRENNAN, Tom (1981-83)
 BRENNER, Delbert (1912)
 BRENTON, Lynn (1913, '15)
 BRENZEL, William (1934-35)
 BRESLOW, Craig (2008, '17)
 BREWINGTON, Jamie (2000)
 BREWSTER, Charles (1946)
 BRIDGES, Rocky (1960)
 BRIGGS, Dan (1978)
 BRIGGS, John (1959-60)
 BRISSIE, Lou (1951-53)
 BROACA, John (1939)
 BRODOWSKI, Dick (1958-59)
 BROHAMER, Jack (1972-75, '80)
 BRONKIE, Herman (1910-12)
 BROOKENS, Tom (1990)
 BROUSSARD, Ben (2002-06)
 BROWER, Frank (1923-24)
 BROWER, Jim (1999-2000)
 BROWN, Andrew (2006)
 BROWN, Clint (1928-35, '41-42)
 BROWN, Dick (1957-59)
 BROWN, Jackie (1975-76)
 BROWN, Jordan (2010-11)
 BROWN, Larry (1963-71)
 BROWN, Lloyd (1934-37)
 BROWN, Walter (1927-28)
 BROWNE, Jerry (1989-91)
 BRUCE, Jay (2017)
 BUCK, Travis (2011)
 BUCKEYE, Garland (1925-28)
 BUELOW, Fred (1904-06)
 BULLINGTON, Bryan (2008)
 BURBA, Dave (1998-2001, '02)
 BURKS, Ellis (2001-03)
 BURCHART, Larry (1969)
 BURNETT, John (1927-34)
 BURNITZ, Jeromy (1995-96)
BURNS, George (1920-21, '24-28)
 BURTON, Ellis (1963)
 BUSBY, Jim (1956-57)
 BUSKEY, Tom (1974-77)
 BUTCHER, Henry (1911-12)
 BUTCHER, John (1986)
 BUTLER, Bill (1972)
 BUTLER, Brett (1984-87)
 BYRD, Marlon (2016)
 BYRD, Paul (2006-08)

C

CABRERA, Asdrubal (2007-14)
 CABRERA, Orlando (2011)
 CABRERA, Fernando (2004-07)
 CABRERA, Jolbert (1998 -2002)
 CAFFIE, Joe (1956-57)
 CAFFYN, Benjamin (1906)
 CAGE, Wayne (1978-79)
 CAIRNCROSS, Cameron (2000)
 CALDWELL, Bruce (1928)
 CALDWELL, Ray (1919-21)
 CALLAHAN, David (1910-11)
 CALVERT, Paul (1942-45)
 CAMACHO, Ernie (1983-87)
 CAMILLI, Lou (1969-72)
 CAMPBELL, Bruce (1935-39)
 CAMPBELL, Clarence (1940-41)
 CAMPER, Cardell (1977)
 CANDAELE, Casey (1996-97)
CANDIOTTI, Tom (1986-91, '99)
 CANZLER, Russ (2012)
 CARBO, Bernie (1978)
 CARDENAL, Jose (1968-69)
 CARDENAS, Leo (1973)
 CARISCH, Fred (1912-14)
 CARLIN, Luke (2010-12)
 CARLTON, Steve (1987)
 CARNETT, Ed (1945)
 CARR, Charles (1904-05)
 CARRASCO, Carlos (2009-17)
 CARRASQUEL, Chico (1956-58)
 CARREON, Camilo (1965)
 CARREON, Mark (1996)
 CARRERA, Ezequiel (2011-13)
 CARRROLL, Jamey (2008-09)
 CARSON, Matt (2013)
 CARSON, Walter (1934-35)
CARTER, Joe (1984-89)
 CARTER, Paul (1914-15)
 CARTY, Rico (1974-77)
 CASE, George (1946)
 CASEY, Sean (1997)
 CASIAN, Larry (1994)
 CASTILLO, Carmen (1982-88)
 CENTER, Earl (1942-43, '45-46)
 CERMAK, Edward (1901)
 CERONE, Rick (1975-76)
 CHAKALES, Bob (1951-54)
 CHAMBERLAIN, Joba (2016)
 CHAMBLISS, Chris (1971-74)
 CHANCE, Bob (1963-64)
 CHANCE, Dean (1970)
 CHAPMAN, Ben (1939-40)
CHAPMAN, Ray (1912-20)
 CHAPMAN, Sam (1951)
 CHAPPELL, Larry (1916)
CHARBONEAU, Joe (1980-82)
 CHECH, Charles (1908)
 CHEEVES, Virgil (1924)
 CHEN, Bruce (2015)
 CHISENHALL, Lonnie (2011-17)
 CHOO, Shin-Soo (2006-12)
 CHRISTOPHER, Mike (1992-93)
 CHRISTOPHER, Russ (1948)
 CHULK, Vinnie (2009)
 CHURN, Clarence (1958)
 CICOTTE, Al (1959)
 CIHOCKI, Al (1945)
 CISELL, Chalmer (1932-33)
 CLANTON, Ucal (1922)
 CLARK, Allie (1948-51)
 CLARK, Bryan (1985)
 CLARK, Dave (1986-89)
 CLARK, Harvey (1902)
 CLARK, James (1971)
 CLARK, Mark (1993-95)
 CLARK, Robert (1920-21)
 CLARK, Terry (1997)
 CLARK, William (1924)
 CLARKE, Joshua (1908-09)
 CLARKE, Justin (1905-10)
 CLARKE, Sumpter (1923-24)
 CLARKSON, Walter (1907-08)
 CLEVINGER, Mike (2016-17)
 CLINE, Ty (1960-62)
 CLINGMAN, William (1903)
 CLINTON, Lou (1965)
 CLYDE, David (1978-79)
 CODIROLI, Chris (1988)
COLAVITO, Rocky (1955-59, '65-67)
 COLBERT, Vince (1970-72)
 COLE, Albert (1925)
 COLE, Alex (1990-92)
 COLEMAN, Gordon (1959)
 COLEMAN, Robert (1916)
 COLLAMORE, Al (1914-15)
 COLLARD, Earl (1927-28)
 COLLINS, Don (1980)
 COLLUM, Jackie (1962)
 COLÓN, Bartolo (1997-2002)
 COLÓN, Joe (2016)
 COMBS, Merrill (1951-52)
 COMER, Steve (1984)

CLEVELAND INDIANS ALL-TIME ROSTER (continued)

CONGALTON, William (1905-07)	DALENA, Pete (1989)	DIPOTO, Jerry (1993-94)	EGAN, Arthur (1914-15)
CONNALLY, George (1931-34)	DALEY, Bud (1955-57)	DOANE, Walter (1909-10)	EGLOFF, Bruce (1991)
CONNATSER, Bruce (1931-32)	DALY, Tom (1916)	DOBSON, Joe (1939-40)	EIBEL, Henry (1912)
CONNOLLY, Ed (1967)	D'AMICO, Jeff (2004)	DOBSON, Pat (1976-77)	EICHELBERGER, Juan (1983)
CONNOLLY, Joe (1922-23)	DAMON, Johnny (2012)	DOBY, Larry (1947-55, '58)	EICHRODT, Fred (1925-27)
CONNOR, Joseph (1901)	DASHNER, Lee (1913)	DOLJACK, Frank (1943)	EISENSTAT, Harry (1939-42)
CONSTABLE, Jim (1958)	DAVALILLO, Vic (1963-68)	DONAHUE, Francis (1903-05)	ELARTON, Scott (2004-05, '08)
CONWAY, Jack (1941, 1946-47)	DAVIDSON, Homer (1908)	DONAHUE, Patrick (1910)	ELDER, Dave (2002-03)
CONYERS, Herb (1950)	DAVIS, Bill (1965-66)	DONALD, Jason (2010-12)	ELLERBE, Frank (1924)
COOK, Dennis (1992-93, '95)	DAVIS, Harry (1912)	DONNELLY, Brendan (2008)	ELLINGSEN, Bruce (1974)
CORA, Alex (2005)	DAVIS, Jason (2002-07)	DONOHUE, Peter (1931)	ELLIS, John (1973-75)
CORA, Joey (1998)	DAVIS, Kane (2000)	DONOVAN, Dick (1962-65)	ELLISON, George (1920)
CORDERO, Wil (1999, 2000-02)	DAVIS, Rajai (2016)	DONOVAN, Mike (1904)	ELLSWORTH, Dick (1969-70)
CORDOVA, Marty (2001)	DAVIS, Steve (1989)	DONOVAN, Thomas (1901)	EMBREE, Alan (1992, '95-96)
CORTES, David (2003)	DAWLEY, Joe (2004)	DORAN, William (1922)	EMBREE, Charles (1941-42, '44-47)
COUGHTRY, Marlan (1962)	DAWSON, Joe (1924)	DORMAN, Dwight (1928)	ENCARNACION, Edwin (2017)
CUMBE, Fred (1914-19)	DEAN, Alfred (1941-43)	DORNER, August (1902-03)	ENGEL, Joe (1919)
COVELESKI, Stan (1916-24)	DeBERRY, Hank (1916-17)	DORSETT, Brian (1987)	ENGLE, Arthur (1916)
COWGILL, Collin (2016)	DEDMON, Jeff (1988)	DORSETT, Calvin (1940-41, '47)	ENZMANN, John (1918-19)
COX, Ted (1978-79)	DELAHANTY, Frank (1907)	DOWLING, Peter (1901)	ESCHEN, James (1915)
CRAGHEAD, Howard (1931-33)	de LA HOZ, Mike (1960-63)	DRAKE, Logan (1922-24)	ESCOBAR, Alex (2003-04)
CRAIG, Rodney (1982)	DELLUCCI, Dave (2007-09)	DRAKE, Thomas (1939)	ESCOBAR, Jose (1991)
CRANDALL, Del (1966)	DeLUCIA, Rich (1999)	DRESE, Ryan (2001-2002)	ESPINOZA, Alvaro (1993-96)
CREEL, Keith (1985)	DEMETER, Don (1967)	DREW, Tim (2000-2001)	ESSEGIAN, Chuck (1961-62)
CRESEND, Jack (2003-04)	DEMETER, Steve (1960)	DUFFY, Frank (1972-77)	ESSIAN, Jim (1983)
CRISP, Coco (2002-05, '16)	DeMOTT, Ben (1910-11)	DUBOIS, Jason (2005)	EUNICK, Fernandas (1917)
CRISTALL, William (1901)	DEMPESEY, Rick (1987)	DUNCAN, Dave (1973-74)	EVANS, Joe (1915-22)
CROCKETT, Kyle (2014-17)	DENNEY, Kyle (2004)	DUNCAN, Shelley (2010-12)	EVERETT, Adam (2011)
CROSBY, Ed (1974-76)	DENNING, Otto (1942-43)	DUNLOP, George (1913-14)	EVERS, Hoot (1955-56)
CROSS, Frank (1901)	DENNY, John (1980-82)	DUNNING, Steve (1970-73)	
CROWE, Trevor (2009-11)	DENTE, Sam (1954-55)	DUNSTON, Shawon (1998)	
CRUCETA, Francisco (2004)	DePAULA, Sean (1999-2000, '02)	DUNWOODY, Todd (2002)	F
CRUZ, Jacob (1998-2001)	DeROSA, Mark (2009)	DURBIN, Chad (2003-04, '11)	FAETH, Tony (1919-20)
CRUZ, Victor (1979-80)	DESAUTELS, Gene (1941-43, '45)	DYBZINSKI, Jerry (1980-82)	FAHR, Gerald (1951)
CULLENBINE, Roy (1943-45)	DesJARDIEN, Paul (1916)	DYCK, James (1954)	FAIN, Ferris (1955)
CULLOP, Henry (1927)	DETORE, George (1930-31)		FALK, Bibb (1929-31)
CULLOP, Nick (1913-14)	DETWILER, Ross (2016)	E	FALKENBERG, Fred (1908-11, '13)
CULMER, Wil (1983)	DEVLIN, James (1944)	EAGAN, Charles (1901)	FANWELL, Harry (1910)
CULVER, George (1966-67)	DÍAZ, Bo (1978-81)	EASTER, Luke (1949-54)	FARMER, Ed (1971-73)
CUNNINGHAM, Aaron (2012)	DÍAZ, Einar (1996-2002)	EASTERLY, Jamie (1983-87)	FARMER, Jack (1918)
CURRY, Tony (1966)	DÍAZ, Juan (2012)	EASTERLY, Ted (1909-12)	FARR, Steve (1984, 1994)
CURTIS, Chad (1997)	DÍAZ, Yandy (2017)	ECKERSLEY, Dennis (1975-77)	FARRELL, John (1987-90, '95)
CURTIS, Jack (1963)	DICKEN, Paul (1964, '66)	EDMONDSON, George (1922-24)	FASANO, Sal (2008)
CYPERT, Al (1914)	DICKERSON, Chris (2014)	EDMONSON, Ed (1913)	FELLER, Bob (1936-41, '45-56)
	DICKERSON, George (1917)	EDWARDS, Doc (1962-63)	FERMÍN, Felix (1989-93)
	DILLARD, Don (1959-62)	EDWARDS, Hank (1941-43, '46-49)	FERNANDEZ, Tony (1997)
	DILLINGER, Harley (1914)	EDWARDS, Jim (1922-25)	FERRARESE, Don (1958-59)
	DILONE, Miguel (1980-83)	EELLS, Harry (1906)	FERRELL, Wesley (1927-33)
			FERRICK, Tom (1942, '46)

- FERRY, Alfred (1905)
 FEWSTER, Chick (1924-25)
 FIELDER, Cecil (1998)
 FINLEY, Chuck (2000-2002)
 FIROVA, Dan (1988)
 FISCHER, Carl (1937)
 FISCHLIN, Mike (1981-85)
 FISHER, Ed (1968)
 FISHER, Gus (1911)
 FITZGERALD, Ed (1959)
 FITZKE, Paul (1924)
 FITZMORRIS, Al (1977-78)
 FLANIGAN, Ray (1946)
 FLEMING, Les (1941-42, '45-47)
FLICK, Elmer (1902-10)
 FLORES, Jesse (1950)
 FLOYD, Gavin (2015)
 FOILES, Hank (1953, '55-56, '60)
FONSECA, Lew (1927-31)
 FORD, Ted (1970-71, '73)
FOSSE, Ray (1967-72, '76-77)
 FOSTER, Alan (1971)
 FOSTER, Edward (1908)
 FOSTER, Roy (1970-72)
 FRANCISCO, Ben (2007-09)
FRANCO, Julio (1983-88, '96-97)
 FRANCONA, Terry (1988)
FRANCONA, Tito (1959-64)
 FRAZIER, George (1984)
 FRAZIER, Joe (1947)
 FREIBURGER, Vernon (1941)
 FREISLEBEN, Dave (1978)
 FRIDLEY, Jim (1952)
 FRIEND, Owen (1953)
 FRIERSON, Robert (1941)
 FROBEL, Doug (1987)
 FRY, Johnson (1923)
FRYMAN, Travis (1998-2002)
 FUKUDOME, Kosuke (2011)
 FULLER, Vern (1964, '66-70)
 FULTZ, Aaron (2007)
 FUNK, Frank (1960-62)
-
- G**
 GAFFKE, Fabian (1941-42)
 GAGLIANO, Ralph (1965)
 GALATZER, Milton (1933-36)
 GALEHOUSE, Dennis (1934-38)
 GALLAGHER, Charlie (1901)
 GALLAGHER, Dave (1987)
 GALLAGHER, Jackie (1923)
 GAMBLE, Oscar (1973-75)
 GANDIL, Charles (1916)
 GARBARK, Robert (1934-35)
 GARCIA, Karim (2001-2003)
GARCIA, Mike (1948-59)
GARDNER, Larry (1919-24)
 GARDNER, Ray (1929-30)
 GARDNER, Rob (1968)
 GARKO, Ryan (2005-09)
 GARLAND, Wayne (1977-81)
 GARNER, Perci (2016)
 GARRETT, Clarence (1915)
 GASSAWAY, Charles (1946)
 GEIGER, Gary (1958)
 GENINS, Frank (1901)
 GENTILE, Jim (1966)
 GEORGE, Charles (1935-36)
 GEORGE, Lefty (1912)
 GERKEN, George (1927-28)
 GERMANO, Justin (2010-11)
 GERUT, Jody (2003-05)
 GETTEL, Al (1947-48)
 GETZ, Gus (1918)
 GIAMBI, Jason (2013-14)
 GIL, Gus (1967)
 GILES, Brian (1995-98)
 GILL, John (1927-28)
 GIMENEZ, Chris (2009-10, '14, '16)
 GINN, Tinsley (1914)
 GINSBERG, Joe (1953-54)
 GINTER, Matt (2008)
 GLAVENICH, Luke (1913)
 GLEESON, James (1936)
 GLENDON, Martin (1903)
 GLIATTO, Salvador (1930)
 GLYNN, Bill (1952-54)
 GLYNN, Ed (1981-83)
 GOCHNAUR, John (1902-03)
 GOGOLEWSKI, Bill (1974)
 GOLDMAN, Jonah (1928, '30-31)
 GOMES, Yan (2013-17)
 GOMEZ, Chris (2007)
 GOMEZ, Jeanmar (2010-12)
 GOMEZ, Ruben (1962)
 GONZALES, Rene (1994)
 GONZÁLEZ, Andy (2008)
 GONZÁLEZ, Denny (1989)
 GONZÁLEZ, Erik (2016-17)
 GONZÁLEZ, Jose (1991)
 GONZÁLEZ, Juan (2001, '05)
 GONZÁLEZ, Orlando (1976)
 GONZÁLEZ, Pedro (1965-67)
 GONZÁLEZ, Raul (2004)
 GOOCH, Lee (1915)
 GOOD, Wilbur (1908-09)
 GOODEN, Dwight (1998-99)
 GOODY, Nick (2017)
 GORDON, Don (1987-88)
GORDON, Joe (1947-50)
 GORZELANNY, Tom (2016)
 GOSLING, Mike (2009)
 GOULD, Al (1916-17)
 GOZZO, Mauro (1990-91)
 GRABER, Rod (1958)
 GRAFFANINO, Tony (2009)
 GRAHAM, George (1902)
 GRAMLÝ, Tom (1968)
GRANEY, Jack (1908, '10-22)
 GRANT, Edward (1905)
 GRANT, George (1927-29)
 GRANT, James (1943-44)
GRANT, Jim (1958-64)
 GRASSO, Mickey (1954)
 GRAVES, Danny (1996, '06)
 GRAY, Gary (1980)
 GRAY, John (1957)
 GRAY, Ted (1955)
 GREEN, Gene (1962-63)
 GREGG, David (1913)
GREGG, Vean (1911-14)
 GRIFFIN, Alfredo (1976-78)
 GRIGGS, Arthur (1911-12)
 GRIM, Bob (1960)
 GRIMES, Oscar (1938-42)
 GRIMSLEY, Jason (1993-95)
 GRIMSLEY, Ross (1980)
 GRISSOM, Marquis (1997)
GROMEK, Steve (1941-53)
 GROOM, Robert (1918)
 GROTH, Ernie (1947-48)
 GRUBB, Harvey (1912)
 GRUBB, Johnny (1977-78)
 GRUDZIELANEK, Mark (2010)
 GUANTE, Cecilio (1990)
 GUILMET, Preston (2013)
 GUISTO, Louis (1916-17, 1921-23)
 GULLEY, Thomas (1923-24)
 GUNKEL, Woodward (1916)
 GUTHRIE, Jeremy (2004-06)
 GUTIERREZ, Franklin (2005-08)
 GUTIERREZ, Ricky (2002-03)
 GUYER, Brandon (2016-17)
-
- H**
 HAFNER, Travis (2003-12)
 HAGADONE, Nick (2011-15)
 HAGERMAN, Zerah (1914-16)
 HALE, Bob (1960-61)
HALE, Odell (1931, '33-40)
 HALL, Jimmie (1968-69)
 HALL, Mel (1984-88)
 HALL, Russell (1901)
 HALLA, John (1905)
 HALLMAN, Bill (1901)
 HALT, Alva (1918)
 HAMANN, Elmer (1922)
 HAMILTON, Jack (1969)
 HAMILTON, Steve (1961)
 HAMMOND, Walter (1915, '22)
 HAMNER, Granny (1959)
 HAND, Rich (1970-71)
 HANEY, Chris (1999-2000)
 HANNAHAN, Jack (2011-12)
 HANSEN, Doug (1951)
HARDER, Mel (1928-47)
 HARDY, Carroll (1958-60)
 HARDY, John (1903)
 HARGAN, Steve (1965-72)
HARGROVE, Mike (1979-85)
 HARKNESS, Fred (1910-11)
 HARPER, Tommy (1968)
HARRAH, Toby (1979-83)
 HARRELL, Billy (1955, '57-58)
 HARRELSOHN, Ken (1969-71)
 HARRIS, Billy (1968)
 HARRIS, Charles (1951)
 HARRIS, Joe (1917, 19)
 HARRIS, Mickey (1952)
 HARRISON, Roric (1975)
 HARSHMAN, Jack (1959-60)
 HARSTAD, Oscar (1915)

CLEVELAND INDIANS ALL-TIME ROSTER (continued)

HART, William (1901)	HESS, Otto (1902, '04-08)	HOWSER, Dick (1963-66)	JOHNSON, Cliff (1979-80)
HARTFORD, Bruce (1914)	HEVING, Joe (1937-38, '41-44)	HUBBARD, Trinidad (1997)	JOHNSON, Elliot (2014)
HARTLEY, Grover (1929-30)	HICKEY, John (1904)	HUDLIN, Willis (1926-40)	JOHNSON, Jason (2006)
HARTMAN, Bob (1962)	HICKMAN, Charles (1902-04, '09)	HUFF, David (2009-13)	JOHNSON, Jerry (1973)
HARVEL, Luther (1928)	HIGGINS, Bob (1909)	HUFF, Mike (1991)	JOHNSON, Larry D. (1972, '74)
HARVEY, Erwin (1901-02)	HIGGINS, Dennis (1970)	HUGHES, Roy (1935-37)	JOHNSON, Lou (1968)
HASSEY, Ron (1978-84)	HIGGINS, Mark (1989)	HUISMANN, Mark (1987)	JOHNSON, Victor (1946)
HATFIELD, Fred (1958)	HILDEBRAND, Oral (1931-36)	HUMPHRIES, John (1938-40)	JOHNSTON, Doc (1912-14, '18-21)
HAUGER, John (1912)	HILGENDORF, Tom (1972-74)	HUNNEFIELD, William F. (1931)	JONES, Doug (1986-91, '98)
HAUSER, Joe (1929)	HILL, Glenallen (1991-93)	HUNTER, Billy (1958)	JONES, Hal (1961-62)
HAVENS, Brad (1988-89)	HILL, Herb (1915)	HUNTER, Tommy (2016)	JONES, Sam P. (1914-15)
HAWKINS, Wynn (1960-62)	HILL, Hugh (1903)	HUNTER, William E. (1912)	JONES, Sam (1951-52)
HAWORTH, Howard (1915)	HILL, Ken (1995)		JONES, Willie (1959)
HAYES, Brett (2015)	HILL, Rich (2013)	I	JORDAN, Scott (1988)
HAYES, Frank (1945-46)	HILLEGAS, Shawn (1991)	INGLETT, Joe (2006)	JORDAN, Tom (1946)
HAYES, Von (1981-82)	HINCHMAN, Harry (1907)	IOTT, Fred (1903)	JOSS, Adrian (1902-10)
HEAD, Jerad (2011-)	HINCHMAN, William (1907-09)	IRWIN, Thomas (1938)	JUDEN, Jeff (1997)
HEATH, Jeff (1936-45)	HINTON, Chuck (1965-67, '69-71)		JUDNICH, Walt (1948)
HEATON, Neal (1982-86)	HINZO, Tommy (1987, '89)	J	JUDY, Josh (2011)
HEDLUND, Mike (1965, '68)	HOAG, Myril (1944-45)	JACKSON, Austin (2017)	JULIO, Jorge (2008)
HEFFNER, Bob (1966)	HOCKETT, Oris (1941-44)	JACKSON, Damian (1996-97)	JUNGELS, Ken (1937-38, '40-41)
HEGAN, Jim (1941-42, '46-57)	HODAPP, John (1925-32)	JACKSON, Jimmy (1905-06)	JUSTICE, David (1997-2000)
HEIDEMANN, Jack (1969-72, '74)	HODGE, Harold (1971)	JACKSON, Joe (1910-15)	
HELD, Woodie (1958-64)	HOFFER, Bill (1901)	JACKSON, Michael W. (1973)	K
HELFB, Henry (1938, '40)	HOFFMAN, Edward (1915)	JACKSON, Michael R. (1997-99)	KAHDOT, Isaac (1922)
HEMAN, Russ (1961)	HOGAN, Harry (1901)	JACKSON, Randy (1958-59)	KAHL, Nick (1905)
HEMPHILL, Charles (1902)	HOGAN, Ken (1923-24)	JACKSON, Zach (2008-09)	KAHLER, George (1910-14)
HEMSLEY, Rollie (1938-41)	HOHNHORST, Ed (1910, '12)	JACOBSON, Bill (1927)	KAISER, Bob (1971)
HENDERSON, Bernard (1921)	HOLLAND, Robert (1934)	JACOBY, Brook (1984-92)	KAISER, Jeff (1987-90)
HENDRICK, George (1973-76)	HOLLANDSWORTH, Todd (2006)	JACOME, Jason (1997-98)	KAMIENIECKI, Scott (2000)
HENDRICK, Harvey (1925)	HOLLINS, Dave (2001)	JAMES, Chris (1990-91)	KAMM, William (1931-35)
HENDRYX, Tim (1911-12)	HOLLOWAY, Ken (1929-30)	JAMES, Dion (1989-90)	KARDOW, Paul (1936)
HENGEL, Dave (1989)	HOLT, Tyler (2014-15)	JAMES, Lefty (1912-14)	KARR, Ben (1925-27)
HENNIGAN, Phil (1969-72)	HOOD, Don (1975-79)	JAMES, William H. (1911-12)	KARSAY, Steve (1998-2001)
HENRY, Earl (1944-45)	HOOPER, Bob (1953-54)	JAMIESON, Charles (1919-32)	KAVANAGH, Martin (1916-18)
HERGES, Matt (2009)	HORN, Sam (1993)	JASPER, Harry (1919)	KAZMIR, Scott (2013)
HERMOSO, Angel (1974)	HORTON, Tony (1967-70)	JEANES, Ernest (1921-22)	KEARNS, Austin (2010-11)
HERNÁNDEZ, Anderson (2010)	HORTON, Willie (1978)	JEFFCOAT, Mike (1983-85)	KEEDY, Pat (1989)
HERNANDEZ, Jeremy (1993)	HOSKINS, Dave (1953-54)	JEFFERSON, Reggie (1991-93)	KEEFE, David (1922)
HERNÁNDEZ, Jose (1992, '05)	HOUSE, TJ (2014-16)	JEFFERSON, Stan (1990)	KEKICH, Mike (1973)
HERNANDEZ, Keith (1990)	HOUSTON, Tyler (1999)	JESSEE, Dan (1929)	KELLEY, Tom (1964-67)
HERNÁNDEZ, Roberto M. (2007)	HOUTTEMAN, Art (1953-57)	JETER, John (1974)	KELLY, Bob (1958)
*HERNÁNDEZ, Roberto (2006-12)	HOWARD, Doug (1976)	JIMENEZ, Houston (1988)	KELLY, Pat (1981)
* CARMONA, Fausto (2006-11)	HOWARD, Ivan (1916-17)	JIMENEZ, Jose (2004)	KELTNER, Ken (1937-44, '46-49)
HERRERA, Alex (2002-03)	HOWARD, Thomas (1992-93)	JIMENEZ, Ubaldo (2011-13)	KENDALL, Fred (1977)
HERRMANN, Frank (2010-12)	HOWELL, Millard (1940)	JOHN, Tommy (1963-64)	KENNEDY, Bill (1948)
HERSHISER, Orel (1995-97)	HOWELL, Murray (1941)	JOHNSON, Alex (1972)	KENNEDY, Bob (1948-54)
	HOWRY, Bob (2004-05)	JOHNSON, Bob (1974)	KENNEDY, Vernon (1942-44)
		JOHNSON, Chris (2015)	

- KENNEY, Jerry (1973)
 KENT, Jeff (1996)
 KEOUGH, Marty (1960)
 KERN, Jim (1974-78, '86)
 KIBBLE, John (1912)
 KILKENNY, Mike (1972-73)
 KILLIAN, Ed (1903)
 KINDALL, Jerry (1962-64)
 KINER, Ralph (1955)
 KING, Eric (1991)
 KING, Jim (1967)
 KINNEY, Dennis (1978)
 KIPNIS, Jason (2011-17)
 KIRBY, Wayne (1991-96)
 KIRKE, Jay (1914-15)
 KIRKLAND, Willie (1961-63)
 KIRSCH, Harry (1910)
 KISER, Garland (1991)
 KITTLE, Ron (1988)
 KITTRIDGE, Malachi (1906)
 KLEIN, Louis (1951)
 KLEINE, Harold (1944-45)
 KLEPFER, Ed (1915-17, '19)
 KLIEMAN, Ed (1943-48)
 KLIMCHOCK, Lou (1968-70)
 KLINE, Steven Jack (1974)
 KLINE, Steven J. (1997)
 KLIPPSTEIN, John (1960)
 KLUBER, Corey (2011-17)
 KLUGMANN, Joe (1925)
 KNAUPP, Henry (1910-11)
 KNICKERBOCKER, William ('33-36)
 KNODE, Robert (1923-26)
 KOBAYASHI, Masa (2008-09)
 KOESTNER, Elmer (1910)
 KOMMINSK, Brad (1989)
 KOPF, William, (1913)
 KOPOLOVE, Michael (2007)
 KOTCHMAN, Casey (2012)
 KOTTARAS, George (2014)
 KOUZMANOFF, Kevin (2006)
 KRAKAUSKAS, Joe (1941-42, '46)
 KRALICK, Jack (1963-67)
 KRAMER, Tom (1991, '93)
 KRAPP, Gene (1911-12)
 KRAUSE, Harry (1912)
 KREUGER, Rick (1978)
 KRIVDA, Rick (1998)
- KROLL, Gary (1969)
 KRONER, John (1937-38)
 KRUEGER, Ernest (1913)
 KRUGER, Arthur (1910)
 KUBEL, Jason (2013)
 KUBISZYN, Jack (1961-62)
 KUENN, Harvey (1960)
 KUHN, Bernard (1924)
 KUHN, Kenny (1955-57)
KUIPER, Duane (1974-81)
 KURTZ, Hal (1968)
 KUZAVA, Bob (1946-47)
-
- L**
- LACEY, Bob (1981)
 LaCHANCE, George (1901)
 LACY, Osceola (1926)
 LAFFEY, Aaron (2007-10)
LAJOIE, Napoleon (1902-14)
 LAKER, Tim (2001-04, '06)
 LAMB, Ray (1971-73)
 LAMBETH, Otis (1916-18)
 LAMPKIN, Tom (1988)
 LAND, Grover (1908-11, '13)
 LANDIS, Jim (1966)
 LANGFORD, Elton (1927-28)
 LANGWELL, Matt (2013)
 LANGSTON, Mark (1999)
 LaPORTA, Matt (2009-12)
 LARA, Juan (2006-07)
 LaROCCA, Greg (2002-03)
 LaROCHE, Dave (1975-77)
 LARY, Lyn (1937-39)
 LASHER, Fred (1970)
 LASKEY, Bill (1988)
 LATMAN, Barry (1960-63)
 LATTIMORE, William (1908)
 LAW, Ron (1969)
 LAWRENCE, Jim (1963)
 LAWSON, Roxie (1930-31)
 LAWTON, Matt (2002-04)
 LAXTON, Bill (1977)
 LEBER, Emil (1905)
 LEDEE, Ricky (2000)
 LEE, Chen-Chang (2013-15)
 LEE, Clifford (1925-26)
 LEE, Clifton (2002-09)
 LEE, Dave (2003-04)
- LEE, Leron (1974-75)
 LEE, Mike (1960)
 LEE, Thornton (1933-36)
 LEEK, Gene (1959)
 LEHNER, Paul (1951)
 LEHR, Norman (1926)
 LEIBOLD, Harry (1913-15)
 LEITNER, George (1902)
 LEIUS, Scott (1996)
 LELIVELT, Jack (1913-14)
 LeMASTER, Johnnie (1985)
LEMON, Bob (1941-42, '46-58)
 LEMON, Jim (1950, 1953)
 LEON, Eddie (1968-72)
 LEONARD, Joseph (1916)
 LEVIS, Jesse (1992-95, '99)
 LEVSEN, Dutch (1923-28)
 LEWALYLN, Dennis (1981-82)
 LEWIS, Jensen (2007-11)
 LEWIS, Mark (1991-94, '01)
 LEWIS, Scott (2008-09)
 LIEBHARDT, Glenn (1906-09)
 LIEFER, Jeff (2005)
 LILLIBRIDGE, Brent (2012)
 LILLQUIST, Derek (1992-94)
 LIND, Carl (1927-30)
 LINDE, Lyman (1947-48)
 LINDOR, Francisco (2015-17)
 LINDSAY, William (1911)
 LINDSEY, Jim (1922, '24)
 LINK, Fred (1910)
 LINTZ, Larry (1978)
 LIPSKI, Bob (1963)
 LIS, Joe (1974-76)
 LISTER, Peter (1907)
 LITTLE, Mark (2004)
 LITTLETON, Larry (1981)
 LIVINGSTON, Paddy (1901, '12)
 LOCKE, Bobby (1959-61)
 LOCKLIN, Stu (1955-56)
LOFTON, Kenny (1992-96, '98-2001, '07)
 LOGAN, Boone (2017)
 LOHR, Howard (1916)
 LOLICH, Ron (1972-73)
 LOLLAR, Sherm (1946)
 LOPEZ, Al (1947)
 LOPEZ, Albie (1993-97)
- LOPEZ, Jose (2012)
 LOPEZ, Luis (1991)
 LOPEZ, Marcelino (1972)
 LORD, Bristol (1909-10)
 LORRAINE, Andrew (2000)
 LOVULLO, Torey (1998)
 LOWDERMILK, Grover (1916)
 LOWE, Derek (2012)
 LOWE, Mark (2014)
 LOWENSTEIN, John (1970-77)
 LUDWICK, Ryan (2003-05)
 LUKE, Matt (1998)
 LUNA, Hector (2006)
 LUND, Gordon (1967)
 LUNDBOM, John (1902)
 LUNTE, Harry (1919-20)
 LUPLOW, Al (1961-65)
 LUSH, William (1904)
 LUTZKE, Walter (1923-27)
 LYON, Russell (1944)
-
- M**
- MACHEMEHL, Charles (1971)
 MACK, Ray (1938-44, 46)
 MACKIEWICZ, Felix (1945-47)
 MADDERN, Clarence (1951)
 MAGALLANES, Ever (1991)
 MAGLIE, Sai (1955-56)
 MAGRANN, Tom (1989)
 MAGRUDER, Chris (2002-03)
 MAHONEY, Jim (1962)
 MAILS, John (1920-22)
 MAINE, Scott (2012)
 MAJESKI, Henry (1952-55)
 MALDONADO, Candy ('90, '93-94)
MANNING, Rick (1975-83)
 MANSHIP, Jeff (2015-16)
 MANTO, Jeff (1990-91, '97-99)
 MARCUM, Shaun (2015)
 MARIS, Roger (1957-58)
 MARSH, Fred (1949)
 MARSON, Lou (2009-13)
 MARTE, Andy (2006-10)
 MARTIN, Billy (1959)
 MARTIN, Morris (1958)
 MARTIN, Tom (1998-2000)
 MARTINEZ, Carlos (1991-93)
 MARTINEZ, Dennis (1994-96)

CLEVELAND INDIANS ALL-TIME ROSTER (continued)

MARTINEZ, Joe (2013)	MITCHELL, Kevin (1997)	McCABE, Ralph (1946)	NICHTING, Chris (2000)
MARTINEZ, Michael (2015-17)	MITCHELL, Willie (1909-16)	McCARTHY, Jack (1901-03)	NIEHAUS, Richard (1920)
MARTINEZ, Sandy (2004)	MLICKI, Dave (1992-93)	McCOSKY, Barney (1951-53)	NIEKRO, Phil (1986-87)
MARTINEZ, Tony (1963-66)	MOELLER, Dan (1916)	McCRAW, Tom (1972, '74-'75)	NIELSEN, Mill (1949, '51)
MARTINEZ, Victor (2002-09)	MOHLER, Mike (2000)	McCREA, Francis (1925)	NIEMAN, Bob (1961-62)
MARTINEZ, Willie (2000)	MONACO, Blas (1937, 1946)	McDONALD, John (1999-04, '13)	NILES, Harry (1910)
MASTERY, Justin (2009-14)	MONGE, Sid (1977-81)	McDONNELL, Jim (1943-45)	NILL, George (1907-08)
MASTNY, Tom (2006-08)	MONTAGUE, Ed (1928, '30-'32)	McDOWELL, Jack (1996-97)	NIPPER, Al (1990)
MATHIAS, Carl (1960)	MOON, Leo (1932)	McDOWELL, Oddibe (1989)	NISCHWITZ, Ron (1963)
MAURER, Dave (2002)	MOORE, Adam (2015-16)	McDOWELL, Sam (1961-71)	NIX, Jayson (2010)
MAYE, Lee (1967-69)	MOORE, Barry (1970)	McGUIRE, James A. (1901)	NIXON, Otis (1984-87)
MEDINA, Luis (1988-89, '91)	MOORE, Earl (1901-07)	McGUIRE, James T. (1908, '10)	NIXON, Russ (1957-60)
MEIXELL, Merten (1912)	MOORE, Edward (1934)	McHALE, Martin (1916)	NIXON, Trot (2007)
MEJÍA, Francisco (2017)	MOORE, James (1928-29)	McINNIS, John (1922)	NOBOA, Junior (1984, '87)
MELE, Sam (1956)	MORA, Andres (1980)	McKAIN, Harold (1927)	NOLES, Dickie (1986)
MELOAN, John (2008)	MORAN, Billy (1958-59, '64-65)	McLEMORE, Mark (1990)	NORRIS, Jim (1977-79)
MELTON, Bill (1977)	MORGAN, Eddie (1928-33)	McLISH, Cal (1956-59)	NUNAMAKER, Leslie (1919-22)
MERCKER, Kent (1996)	MORGAN, Joe (1960-61)	McMAHON, Don (1964-66)	
MERLONI, Lou (2004-06)	MORGAN, Nyjer (2014)	McNEAL, John (1901)	O
MERRITT, Ryan (2016-17)	MORIMANDO, Shawn (2016)	McNULTY, Pat (1922, '24-'27)	O'BRIEN, Jack (1901)
MERULLO, Matt (1994)	MORMAN, Alvin (1997-98)	McQUILLAN, George (1918)	O'BRIEN, Pete (1989)
MESA, Jose (1992-98)	MORONKO, Jeff (1984)		O'BRIEN, Peter (1907)
MESSENGER, Andrew (1924)	MORRIS, Jack (1994)	N	O'DEA, Paul (1944-45)
METIVIER, George (1922-24)	MORTON, Guy (1914-24)	NABHOLZ, Chris (1994)	ODENWALD, Ted (1921-22)
METKOVICH, George (1947)	MOSES, Gerry (1972)	NAGELSEN, Louis (1912)	ODOM, John (1975)
MEYER, Lambert (1945-46)	MOSS, Brandon (2015)	NAGELSON, Russ (1968-70)	O'DONOGHUE, John (1966-67)
MICELI, Dan (2003)	MOSS, Howard (1946)	NAGY, Charles (1990-2002)	OEKERS, Bryan (1986)
MICHAELS, Jason (2006-08)	MOSSI, Don (1954-58)	NAHORODNY, Bill (1982)	OGEA, Chad (1994-98)
MIDDLETON, John (1922)	MOTA, Guillermo (2006)	NAPOLI, Mike (2016)	O'HAGEN, Harry (1902)
MILACKI, Bob (1993)	MUJICA, Edward (2006-08)	NAQUIN, Tyler (2016-17)	OHKA, Tomo (2009)
MILBOURNE, Larry (1982)	MULHOLLAND, Terry (2002-03)	NARAGON, Hal (1951, '54-'59)	OJEDA, Bobby (1993)
MILJUS, John (1928-29)	MULLINS, Fran (1986)	NARLESKI, Ray (1954-58)	OLIN, Steve (1989-92)
MILLER, Andrew (2016-17)	MUNCRIF, Bob (1948)	NASH, Ken (1912)	OLIVER, Dave (1977)
MILLER, Edwin (1918)	MURATA, Toru (2015)	NAVARRO, Jamie (2000)	OLSON, Gregg (1995)
MILLER, Matt (2004-07)	MURCHISON, Thomas (1920)	NAYMICK, Mike (1939-40, '43-'44)	OLSON, Ivan (1911-14)
MILLER, Raymond (1917)	MURPHY, David (2014-15)	NEAL, Thomas (2012)	OLSON, Tyler (2017)
MILLER, Robert (1970)	MURRAY, Eddie (1994-96)	NEEMAN, Cal (1963)	O'NEILL, Steve (1911-23)
MILLER, Walter (1924-31)	MURRAY, Heath (2002)	NEHER, James (1912)	ONSLow, Edward (1918)
MILLIGAN, Randy (1993)	MURRAY, Ray (1948, '50-'51)	NEIS, Bernie (1927)	OROSCO, Jesse (1989-91)
MILLS, Abbott (1911)	MUTIS, Jeff (1991-93)	NELSON, Dave (1968-69)	ORTA, Jorge (1980-81)
MILLS, Buster (1942, '46)	MYATT, Glenn (1923-35)	NELSON, Rocky (1954)	ORTIZ, Junior (1992-93)
MILLS, Frank (1914)	MYERS, Brett (2013)	NETTLES, Graig (1970-72)	OSTDIEK, Henry (1904)
MILLWOOD, Kevin (2005)	MYERS, Elmer (1919-20)	NETZEL, Milo (1909)	OTERO, Dan (2016-17)
MILNAR, Al (1936, 1938-43)	MYETTE, Aaron (2003)	NEWCOMBE, Don (1960)	OTIS, Harry (1909)
MINGORI, Steve (1970-73)		NEWHOUSE, Hal (1954-55)	OTTO, Dave (1991-92)
MINOSO, Minnie (1949, '51, '58-59)		NEWMAN, Al (2000)	OULLIBER, John (1933)
MITCHELL, Dale (1946-56)		NICHOLLS, Simon (1910)	OUTMAN, Josh (2014)
		NICHOLS, Rod (1988-92)	OWCHINKO, Bob (1980)
	Mc		
	McALEER, James (1901)		
	McALLISTER, Zach (2011-17)		
	McBRIDE, Bake (1982-83)		

P

- PADGETT, Ernie (1926-27)
PAGEL, Karl (1981-83)
PAIGE, George (1911)
PAIGE, Satchel (1948-49)
PALMER, Lowell (1972)
PAPISH, Frank (1949)
PARKER, Harry (1976)
PARONTO, Chad (2002-03)
PARRISH, Lance (1993)
PARSONS, Casey (1987)
PASCHAL, Ben (1915)
PASCUAL, Camilo (1971)
PAUL, Mike (1968-71)
PAVANO, Carl (2009)
PAWLOSKI, Stan (1955)
PAXTON, Mike (1978-80)
PEARSON, Alexander (1903)
PEARSON, Monte (1932-35)
PECK, Hal (1947-49)
PECKINPAUGH, Roger (1910, '12-13)
PENA, Geronimo (1996)
PENA, Orlando (1967)
PENA, Tony (1994-96)
PENNER, Kenneth (1916)
PERALTA, Jhonny (2003-10)
PERCONTE, Jack (1982-83)
PEREZ, Chris (2009-13)
PÉREZ, Eddie (2002)
PÉREZ, Eduardo (2006)
PÉREZ, Roberto (2014-17)
PÉREZ, Rafael (2006-12)
PEREZCHICA, Tony (1991-92)
PERKINS, Broderick (1983-84)
PERLMAN, Jon (1988)
PERRIN, William (1934)
PERRING, George (1908-10)
PERRY, Chan (2000)
PERRY, Gaylor (1972-75)
PERRY, Herbert (1994-96)
PERRY, Jim (1959-63, '74-75)
PESTANO, Vinnie (2010-14)
PETERS, John (1918)
PETERS, Russ (1940-44, '46)
PETERSON, Cap (1969)
PETERSON, Fritz (1974-76)
PETTY, Jess (1921)
PEZOLD, Larry (1914)
PHELPS, Cord (2011-13)
PHELPS, Josh (2004)
PHELPS, Ken (1990)
PHILLEY, Dave (1954-55)
PHILLIPS, Adolfo (1972)
PHILLIPS, Brandon (2002-05)
PHILLIPS, Bubba (1960-62)
PHILLIPS, Ed (1935)
PHILLIPS, Jason (2002-03)
PHILLIPS, Thomas (1919)
PICKERING, Ollie (1901-02)
PIERETTI, Marino (1950)
PIERSALL, Jim (1959-61)
PINA, Horacio (1968-69)
PINELLA, Lou (1968)
PINSON, Vada (1970-71)
PITULA, Stan (1957)
PIZARRO, Juan (1969)
PLUNK, Eric (1992-98)
PLUTKO, Adam (2016)
POAT, Ray (1942-44)
PODBIELAN, Bud (1959)
PODGAJNY, John (1946)
POLCHOW, Louis (1902)
POOLE, Jim (1995-96, '98-99)
POPE, Dave (1952, 1954-56)
PORTER, Dick (1929-34)
PORTER, J.W. (1958)
POST, Wally (1964)
POTE, Lou (2004)
POTT, Nelson (1922)
POUNDS, William (1903)
POWELL, John (1975-76)
POWER, Ted (1992-93)
POWER, Vic (1958-61)
POWERS, Ellis (1932-33)
POWERS, John (1960)
PRICE, Bryan (2014)
PRICE, John (1946)
PRUITT, Ron (1976-81)
PUTNAM, Zach (2011)
PYTLAK, Frank (1932-40)
-
- Q**
QUIRK, Jamie (1984)
-
- R**
RADINSKY, Scott (2001)
RABBITT, Joe (1922)
RABURN, Ryan (2013-15)
RADATZ, Dick (1966-67)
RAFTERY, Thomas (1909)
RAGLAND, Tom (1973)
RAICH, Eric (1975-76)
RAINES, Larry (1957-58)
RAKERS, Jason (1998-99)
RAMÍREZ, Alex (1998-2000)
RAMÍREZ, José (2013-17)
RAMÍREZ, Manny (1993-2000)
RAMOS, Domingo (1988)
RAMOS, Pedro (1962-64)
RAPADA, Clay (2013)
RATH, Morris (1910)
REDMOND, Mike (2010)
REED, Jerry (1982-83, 1985)
REED, Steve (1998-2001)
REGALADO, Rudy (1954-56)
REICH, Herman (1949)
REILLEY, Alex (1909)
REILLY, Thomas (1914)
REINHOLZ, Arthur (1928)
REISER, Pete (1952)
REISIGL, Jacob (1911)
REUSCHEL, Paul (1978-79)
REYES, Anthony (2008-2009)
REYNOLDS, Allie (1942-46)
REYNOLDS, Bob (1975)
REYNOLDS, Mark (2013)
RHOADS, Robert (1903-09)
RHODES, Arthur (2005)
RHOMBERG, Kevin (1982-84)
RICE, Edgar (1934)
RIDDLEBERGER, Dennie (1972)
RIDZIK, Steve (1958)
RIGDON, Paul (2000)
RIGGAN, Jerrod (2002-03)
RINCON, Juan (2008)
RINCON, Ricardo (1999-2002)
RIPKEN, Billy (1995)
RISKE, David (1999-2005)
RITTER, Reggie (1986-87)
RITTWAGE, Jim (1970)
RIVAS, Luis (2007)
ROA, Joe (1995-96)
ROBBINS, Jake (2004)
ROBERTS, Bip (1997)
ROBERTS, Dave (1999-2001)
ROBERTSON, Daniel (2017)
ROBERTSON, Jeriome (2004)
ROBINSON, Eddie (1942, '46-48, '57)
ROBINSON, Frank (1974-76)
ROBINSON, Humberto (1959)
ROCCO, Mickey (1943-46)
ROCKER, John (2001)
RODGERS, Wilbur (1915)
RODRIGUEZ, Nerio (2002)
RODRIGUEZ, Ricardo (2002-03)
RODRIGUEZ, Rich (2001)
RODRIGUEZ, Rick (1988)
ROGERS, Esmil (2012)
ROHDE, Dave (1992)
ROHN, Dan (1986)
ROHR, Billy (1968)
ROLLINS, Rich (1970)
ROMAN, Jose (1984-86)
ROMANO, John (1960-64)
ROMERO, Niuman (2009)
ROMERO, Ramon (1984-85)
ROMO, Vicente (1968-69)
ROOF, Phil (1965)
ROSAR, Buddy (1943-44)
ROSELLO, Dave (1979-81)
ROSEN, Al (1947-56)
ROSENTHAL, Larry (1941)
ROSS, Don (1945-46)
ROSSMAN, Claude (1904, '06)
ROTH, Robert (1915-18)
ROTHEL, Robert (1945)
ROTTINO, Vinny (2012)
ROUSE, Mike (2007)
ROY, Luther (1924-25)
ROZEK, Dick (1950-52)
RUDOLPH, Don (1962)
RUHLE, Vern (1985)
RUNDLES, Richard (2008-09)
RUSSELL, Jack (1932)
RUSSELL, Jeff (1994)
RUSSELL, Lloyd (1938)
RUSZKOWSKI, Hank (1944-45, '47)
RUTHERFORD, Jim (1910)
RYAN, Buddy (1912-13)
RYAN, Jack (1908)
RZEPZYNSKI, Marc (2013-15)

S

SABATHIA, C.C. (2001-08)	SHILLING, James (1939)	SPEECE, Byron (1925-26)	SUTCLIFFE, Rick (1982-84)
SADLER, Carl (2002-03)	SHINAULT, Enoch (1921-22)	SPEED, Horace (1978-79)	SUTHERLAND, Darrell (1968)
SALAS, Mark (1989)	SHIPKE, William (1906)	SPEIER, Justin (2000-01)	SUTTON, Drew (2010)
SALAZAR, Danny (2013-17)	SHOFFNER, Milburn (1929-31)	SPENCER, Roy (1933-34)	SWAN, Russ (1994)
SALMON, Chico (1964-68)	SHOPPACH, Kelly (2006-09, '13)	SPENCER, Shane (2003)	SWARZAK, Gregory (2015)
SALVESON, John (1943, '45)	SHUCK, J.B. (2014)	SPIKES, Charlie (1973-77)	SWINDELL, Ahoy (1986-91, '96)
SANDERS, Ken (1973-74)	SHUEY, Paul (1994-2002)	SPILLNER, Dan (1978-84)	SWINDELL, Joshua (1911, '13)
SANDS, Jerry (2015)	SIEBERT, Sonny (1964-69)	SPRADLIN, Jerry (1999)	SWISHER, Nick (2013-15)
SANTANA, Carlos (2010-17)	SIKORSKI, Brian (2006)	SPRING, Jack (1965)	
SANTANA, Rafael (1990)	SIMPSON, Harry (1951-53, '55)	SPRINGER, Steve (1990)	T
SANTIAGO, Jose G. (1954-55)	SIMS, Duke (1964-70)	SPRINZ, Joe (1930-31)	TABLER, Pat (1983-88)
SANTIAGO, Jose R. (2003)	SIPP, Tony (2009-12)	SPURGEON, Fred (1924-27)	TADANO, Kazuhiro (2004-05)
SANTOS, Angel (2003)	SITTON, Carl (1909)	STANFORD, Jason (2003-07)	TALBOT, Mitch (2010-11)
SANTOS, Omir (2013)	SIZEMORE, Grady (2004-11)	STANGE, Lee (1964-66)	TALLET, Brian (2002-03, '05)
SAUERBECK, Scott (2005-06)	SKALSKI, Joe (1989)	STANLEY, Fred (1971-72)	TAM, Jeff (1999)
SCHAEFER, Herman (1918)	SKINNER, Joel (1989-91)	STANTON, Mike (1980-81)	TANNER, Chuck (1959-60)
SCHAFFERNOTH, Joe (1961)	SLATTERY, John (1903)	STARK, Monroe (1909)	TASBY, Willie (1962-63)
SCHATZEDER, Dan (1988)	SLOCUM, Brian (2006, 2008)	STARNAGLE, George (1902)	TAUBENSEE, Eddie (1991, '01)
SCHEIBECK, Frank (1901)	SLOCUMB, Heathcliff (1993)	STEEN, Bill (1912-15)	TAVAREZ, Julian (1993-96)
SCH EINBLUM, Rich ('65, '67-69)	SMILEY, John (1997)	STEINER, Jim (1945)	TAVENER, John (1929)
SCHLUETER, Norman (1944)	SMITH, AI (1953-57, '64)	STEPHENS, Bryan (1947)	TAYLOR, Luther (1902)
SCHRECKENGOST, Ossee (1920)	SMITH, Alfred (1940-45)	STEPHENSON, Riggs (1921-25)	TAYLOR, Ron (1962)
SCHROM, Ken (1986-87)	SMITH, Charles (1902)	STEVENS, Dave (1999)	TAYLOR, Sam (1963)
SCHULZE, Don (1984-86)	SMITH, Clarence (1916-17)	STEVENS, Lee (2002)	TEBBETTS, Birdie (1951-52)
SCHWARTZ, William (1904)	SMITH, Clay (1938)	STEWART, Sammy (1987)	TEDROW, Allen (1914)
SCORE, Herb (1955-59)	SMITH, Elmer (1914-17, '19-21)	STEWART, Scott (2004)	TEMPLE, John (1960-61)
SCOTT, Ed (1901)	SMITH, Joe (2009-13, '17)	STEWART, Walter (1935)	TERRY, Ralph (1965)
SCUDDER, Scott (1992-93)	SMITH, Robert (1959)	STIGMAN, Dick (1960-61)	THIELMAN, John (1907-08)
SEANEZ, Rudy (1989-91)	SMITH, Roy (1984-85)	STIRNWEISS, George (1951-52)	THOMAS, Carl (1960)
SEDDON, Chris (2012)	SMITH, W. Roy (2001-02)	STODDARD, Tim (1989)	THOMAS, Chester (1918-21)
SEEDS, Robert (1930-32, '34)	SMITH, Sherrod (1922-27)	STOVALL, George (1904-11)	THOMAS, Fay (1931)
SEEREY, Pat (1943-48)	SMITH Syd (1910-11)	STOVALL, Jesse (1903)	THOMAS, Gorman (1983)
SEGUI, David (2000)	SMITH, Tommy (1973-76)	STREIT, Oscar (1902)	THOMAS, Stan (1976)
SEITZER, Kevin (1996-97)	SMITH, Willie (1967-68)	STRICKLAND, George (1952-57, '59-60)	THOMAS, Valmy (1961)
SELBY, Bill (2000, 2002-03)	SNYDER, Cory (1986-90)	STRICKLAND, Jim (1975)	THOMASON, Arthur (1910)
SELLERS, Justin (2014)	SNYDER, Earl (2002)	STRIKER, Jake (1959)	THOME, Jim (1991-2002, '11)
SEPKOWSKI, Ted (1942, '46-47)	SNYDER, Russ (1968-69)	STROM, Brent (1973)	THOMPSON, Rich (1985)
SEWELL, Joe (1920-30)	SODD, William (1937)	STROMME, Floyd (1939)	THOMPSON, Ryan (1996)
SEWELL, Luke (1921-32, '39)	SOLTERS, Julius (1937-39)	STUBBS, Drew (2013)	THONEY, Jack (1902-03)
SEXSON, Richie (1997-2000)	SORENSEN, Lary (1982-83)	SUAREZ, KEN (1968-69, '71)	THORNTON, Andre (1977-79, '81-87)
SEYFRIED, Gordon (1963-64)	SORENSEN, Zach (2003)	SUCHE, Charles (1938)	TIANT, Luis (1964-69)
SHANER, Walter (1923)	SORRELLS, Ray (1922)	SUDAKIS, Bill (1975)	TIDROW, Dick (1972-74)
SHAUTE, Joe (1922-30)	SORRENTO, Paul (1992-95)	SULLIVAN, Dennis (1908-09)	TIEFENAUER, Bob ('60, '65, '67)
SHAW, Bryan (2013-17)	SOTHORON, Allen (1921-22)	SULLIVAN, James (1923)	TIMMERMAN, Tom (1973-74)
SHAW, Jeff (1990-92)	SOTO, Giovanni (2015)	SULLIVAN, Paul (1939)	TINGLEY, Ron (1988)
SHAY, Danny (1901)	SOUTHWORTH, William (1913, '15)	SULLIVAN, William (1936-37)	TIPTON, Joe (1948, '52-53)
SHEAFFER, Danny (1989)	SOWERS, Jeremy (2006-10)	SUMMA, Homer (1922-28)	TODD, Jess (2009-10)
SHIELDS, Francis (1915)	SPEAKER, Tris (1916-26)	SUSCE, George (1941-44)	TOLSON, Charles (1925)
			TOMANEK, Dick (1953-54, '57-58)

- TOMLIN, Josh (2010-17)
TOREGAS, Wyatt (2009)
TORKELSON, Chester (1917)
TORRES, Rosendo (1973-74)
TOWNSEND, Jack (1906)
TRABER, Billy (2003)
TREADWAY, Jeff (1993)
TRESH, Mike (1949)
TRILLO, Manny (1983)
TROSKY, Hal (1933-41)
TROUPPE, Quincy (1952)
TUCKER, Ollie (1928)
TUCKER, Scooter (1995)
TUCKER, Thurman (1948-51)
TURCHIN, Edward (1943)
TURNER, Chris (1999)
TURNER, Matt (1994)
TURNER, Terry (1904-18)
TYNER, Jason (2008)
TYRIVER, Dave (1962)
-
- U**
- UHLAENDER, Ted (1970-71)
UHLE, George (1919-28, '36)
UJDUR, Jerry (1984)
UNDERHILL, Vern (1927-28)
UNSER, Dell (1972)
UPP, George (1909)
UPSHAW, Cecil (1974)
UPSHAW, Willie (1988)
URIBE, Juan (2016)
URSHELA, Giovanni (2015, '17)
USHER, Bob (1957)
USSAT, Bill (1925, 1927)
-
- V**
- VAIL, Mike (1978)
VALBUENA, Luis (2009-11)
VALDEZ, Efrain (1990-91)
VALDEZ, Sergio (1990-91)
VALENTINETTI, Vito (1957)
VALO, Elmer (1959)
VAN CAMP, Al (1928)
VANDE BERG, Ed (1987)
VANDER MEER, John (1951)
VARNEY, Lawrence (1902)
VASBINDER, M. Calhoun (1902)
VAZQUEZ, Ramon (2005-06)
VELANDIA, Jorge (2008)
VELEZ, Otto (1983)
- VERAS, Jose (2009)
VERNON, Mickey (1949-50, '58)
VERSALLES, Zoilo (1969)
VERYZER, Tom (1978-81)
VIDAL, Jose (1966-68)
VILLONE, Ron (1998)
VINSON, Ernest (1904-05)
VIZCAINO, Jose (1996)
VIZCAINO, Luis (2009)
VIZQUEL, Omar (1994-2004)
VON OHLEN, Dave (1985)
VOSMIK, Joe (1930-36)
VUKOVICH, George (1983-85)
-
- W**
- WADDELL, Tom (1984-85, '87)
WAGNER, Leon (1964-68)
WAGNER, Paul (1999)
WAITS, Rick (1975-83)
WAKEFIELD, Howard (1905, '07)
WALKER, Edward (1902-03)
WALKER, Fred (1912)
WALKER, Gerald (1941)
WALKER, James (1912, '15)
WALKER, Jerry (1963-64)
WALKER, Mike (1988, '90-91)
WALTERS, Al (1924-25)
WALTERS, Zach (2014-15)
WAMBSGANSS, Bill (1914-23)
WARD, Aaron (1928)
WARD, Colby (1990)
WARD, Preston (1956-58)
WARD, Turner (1990-91)
WARDLE, Curt (1985)
WASDELL, Jim (1946-47)
WASHINGTON, Ron (1988)
WATSON, Mark (2000)
WAYENBERG, Frank (1924)
WEATHERLY, Roy (1936-42)
WEATHERS, Dave (1997)
WEAVER, Floyd (1962, 65)
WEBB, James (1938-39)
WEBB, Ryan (2015)
WEBBER, Les (1946, 48)
WEBSTER, Mitch (1990-91)
WEBSTER, Ray (1959)
WEIGEL, Ralph (1946)
WEIK, Dick (1950, 53)
WEILAND, Robert (1934)
- WEINGARTNER, Elmer (1945)
WELF, Oliver (1916)
WENSLOFF, Charles (1948)
WERTZ, Bill (1993-94)
WERTZ, Vic (1954-58)
WEST, James (1905, 11)
WESTBROOK, Jake (2001-10)
WESTLAKE, Wally (1952-55)
WEYHING, August (1901)
WHEELER, Dan (2012)
WHEELER, Ed (1945)
WHISENANT, Pete (1960)
WHITE, Alex (2011)
WHITE, Rick (2004)
WHITEHILL, Earl (1937-38)
WHITEN, Mark (1991-92, '98-00)
WHITFIELD, Fred (1963-67)
WHITSON, Ed (1982)
WICKANDER, Kevin ('89-90, '92-93)
WICKMAN, Bob (2000-06)
WIGHT, Bill (1953, 55)
WIHTOL, Sandy (1979-80, '82)
WILCOX, Milt (1972-74)
WILHELM, Hoyt (1957-58)
WILIE, Denney (1915)
WILKINS, Eric (1979)
WILKINSON, Roy (1918)
WILKS, Ted (1952-53)
WILLARD, Jerry (1984-85)
WILLIAMS, Alva (1918)
WILLIAMS, Brian (2000)
WILLIAMS, Dick (1957)
WILLIAMS, Eddie (1986-88)
WILLIAMS, Fred (1945)
WILLIAMS, Matt (1997)
WILLIAMS, Reggie (1988)
WILLIAMS, Stan (1965, '67-69)
WILLIAMS, Walt (1973)
WILLIS, Les (1947)
WILLS, Frank (1986-87)
WILSON, Arthur (1921)
WILSON, Bob (1960)
WILSON, Enrique (1997-2000)
WILSON, Francis (1928)
WILSON, Jim (1985)
WILSON, Nigel (1996)
WINCHELL, Fred (1909)
WINEGARNER, Ralph (1930, '32, '34-36)
- WINFIELD, Dave (1995)
WINN, George (1922-23)
WISE, Rick (1978-79)
WITT, Bobby (2000)
WOHLERS, Mark (2002)
WOJNA, Ed (1989)
WOLF, Ernest (1912)
WOLFF, Roger (1947)
WOOD, Blake (2013-14)
WOOD, Joe (1917-22)
WOOD, Kerry (2009-10)
WOOD, Robert (1901-02)
WOOD, Roy (1914-15)
WOODARD, Steve (2000-01)
WOODESHICK, Hal (1958)
WOODLING, Gene (1943, '46, '55-57)
WORKMAN, Charles (1938, '41)
WORRELL, Tim (1998)
WORTHINGTON, Craig (1992)
WRIGHT, Albert (1935)
WRIGHT, Clarence (1902-03)
WRIGHT, Jamey (2010)
WRIGHT, Jaret (1997-2002)
WRIGHT, William (1909)
WYATT, Loral (1924)
WYATT, Willow (1937)
WYNN, Early (1949-57, '63)
-
- Y**
- YEAGER, George (1901)
YETT, Rich (1986-89)
YINGLING, Earl (1911)
YORK, Michael (1991)
YOTER, Elmer (1924)
YOUNG, Bobby (1955-56)
YOUNG, Cliff (1993)
YOUNG, Cy (1909-11)
YOUNG, Ernie (2004)
YOUNG, George (1913)
YOUNG, Matt (1993)
YOUNG, Mike (1989)
YOWELL, Carl (1924-25)
-
- Z**
- ZIMMER, Bradley (2017)
ZINN, James (1929)
ZOLDAK, Sam (1948-50)
ZUBER, William (1936, '38-40)
ZUVELLA, Paul (1988-89)
ZUVERINK, George (1951-52)

CLEVELAND FINISHES 1901-2017

YEAR	POSITION	W	L	GB	PCT.	MANAGER	A.L. CHAMPIONS
1901	Seventh	54	82	29.0	.397	James R. McAleer	Chicago
1902	Fifth	69	67	14	.507	William R. Armour	Philadelphia
1903	Third	77	63	15	.550	William R. Armour	Boston
1904	Fourth	86	65	7.5	.570	William R. Armour	Boston
1905	Fifth	76	78	19	.494	Napoleon Lajoie	Philadelphia
1906	Third	89	64	5	.582	Napoleon Lajoie	Chicago
1907	Fourth	85	67	8	.559	Napoleon Lajoie	Detroit
1908	Second	90	64	.5	.584	Napoleon Lajoie	Detroit
1909	Sixth	71	82	27.5	.464	Lajoie - James McGuire	Detroit
1910	Fifth	71	81	32	.467	James McGuire	Philadelphia
1911	Third	80	73	22	.523	McGuire - Geo. Stovall	Philadelphia
1912	Fifth	75	78	30.5	.490	Harry Davis - J.L. Birmingham	Boston
1913	Third	86	66	9.5	.566	J.L. Birmingham	Philadelphia
1914	Eighth	51	102	48.5	.333	J.L. Birmingham	Philadelphia
1915	Seventh	57	95	44.5	.375	Birmingham - Lee Fohl	Boston
1916	Sixth	77	77	14	.500	Lee Fohl	Boston
1917	Third	88	66	12	.571	Lee Fohl	Chicago
1918	Second (a)	73	54	2.5	.575	Lee Fohl	Boston
1919	Second	84	55	3.5	.604	Fohl - Tris Speaker	Chicago
1920	FIRST	98	56	(+ 2)	.636	Tris Speaker	CLEVELAND
1921	Second	94	60	4.5	.610	Tris Speaker	New York
1922	Fourth	78	76	16	.507	Tris Speaker	New York
1923	Third	82	71	16.5	.536	Tris Speaker	New York
1924	Sixth	67	86	24.5	.438	Tris Speaker	Washington
1925	Sixth	70	84	27.5	.455	Tris Speaker	Washington
1926	Second	88	66	3	.571	Tris Speaker	New York
1927	Sixth	66	87	43.5	.431	Jack McAllister	New York
1928	Seventh	62	92	39	.403	Roger Peckinpaugh	New York
1929	Third	81	71	24	.533	Roger Peckinpaugh	Philadelphia
1930	Fourth	81	73	21	.526	Roger Peckinpaugh	Philadelphia
1931	Fourth	78	76	30	.506	Roger Peckinpaugh	Philadelphia
1932	Fourth	87	65	19	.572	Roger Peckinpaugh	New York
1933	Fourth	75	76	23.5	.497	Peckinpaugh - Walter Johnson	Washington
1934	Third	85	69	16	.552	Walter Johnson	Detroit
1935	Third	82	71	12	.536	Johnson - Steve O'Neill	Detroit
1936	Fifth	80	74	22.5	.519	Steve O'Neill	New York
1937	Fourth	83	71	19	.539	Steve O'Neill	New York
1938	Third	86	66	13	.566	Oscar Vitt	New York
1939	Third	87	67	20.5	.565	Oscar Vitt	New York
1940	Second	89	65	1	.578	Oscar Vitt	Detroit
1941	Fourth (b)	75	79	26	.487	Roger Peckinpaugh	New York
1942	Fourth	75	79	28	.487	Lou Boudreau	New York
1943	Third	82	71	15.5	.536	Lou Boudreau	New York
1944	Fifth (c)	72	82	17	.468	Lou Boudreau	St. Louis
1945	Fifth	73	72	11	.503	Lou Boudreau	Detroit
1946	Sixth	68	86	36	.442	Lou Boudreau	Boston
1947	Fourth	80	74	17	.519	Lou Boudreau	New York
1948	FIRST	97	58	(+1)	.626	Lou Boudreau	CLEVELAND
1949	Third	89	65	8	.578	Lou Boudreau	New York
1950	Fourth	92	62	6	.597	Lou Boudreau	New York
1951	Second	93	61	5	.604	Al Lopez	New York
1952	Second	93	61	2	.604	Al Lopez	New York
1953	Second	92	62	8.5	.597	Al Lopez	New York
1954	FIRST	111	43	(+8)	.721	Al Lopez	CLEVELAND
1955	Second	93	61	3	.604	Al Lopez	New York
1956	Second	88	66	9	.571	Al Lopez	New York
1957	Sixth	76	77	21.5	.497	Kerby Farrell	New York
1958	Fourth	77	76	14.5	.503	Bobby Bragan - Joe Gordon	New York
1959	Second	89	65	5	.578	Joe Gordon	Chicago

BEST OWNERSHIP START

The Indians have never finished first in the first year of a new ownership. The Dolan ownership was only the second in club history to debut with a second place finish. Cleveland finished second in 1953 under the new ownership group with Myron H. "Mike" Wilson, Jr. as its president.

YEAR	POSITION	W	L	GB	PCT.	MANAGER	A.L. CHAMPIONS
1960	Fourth	76	78	21	.494	Gordon - Jimmie Dykes	New York
1961	Fifth	78	83	30.5	.484	Jimmie Dykes	New York
1962	Sixth	80	82	16	.494	Mel McGaha	New York
1963	Fifth (d)	79	83	25.5	.488	Birdie Tebbetts	New York
1964	Sixth (e)	79	83	20	.488	Birdie Tebbetts	New York
1965	Fifth	87	75	15	.537	Birdie Tebbetts	Minnesota
1966	Fifth	81	81	17	.500	Tebbetts - George Strickland	Baltimore
1967	Eighth	75	87	17	.463	Joe Adcock	Boston
1968	Third	86	75	16.5	.534	Alvin Dark	Detroit
1969*	Sixth	62	99	46.5	.385	Alvin Dark	Baltimore
1970	Fifth	76	86	32	.469	Alvin Dark	Baltimore
1971	Sixth	60	102	43	.370	Dark - John Lipon	Baltimore
1972	Fifth (g)	72	84	14	.462	Ken Aspromonte	Oakland
1973	Sixth	71	91	26	.438	Ken Aspromonte	Oakland
1974	Fourth	77	85	14	.475	Ken Aspromonte	Oakland
1975	Fourth	79	80	15.5	.497	Frank Robinson	Boston
1976	Fourth	81	78	16	.509	Frank Robinson	New York
1977	Fifth	71	90	28.5	.441	Robinson - Jeff Torborg	New York
1978	Sixth	69	90	29	.434	Jeff Torborg	New York
1979	Sixth	81	80	22	.503	Torborg - Dave Garcia	Baltimore
1980	Sixth	79	81	23	.494	Dave Garcia	Kansas City
1981	Sixth (g)	52	51	7	.505	Dave Garcia	New York
1982	Sixth (f)	78	84	17	.481	Dave Garcia	Milwaukee
1983	Seventh	70	92	28	.432	Mike Ferraro - Pat Corrales	Baltimore
1984	Sixth	75	87	29.5	.463	Pat Corrales	Detroit
1985	Seventh	60	102	39.5	.370	Pat Corrales	Kansas City
1986	Fifth	84	78	11.5	.519	Pat Corrales	Boston
1987	Seventh	61	101	37	.377	Corrales - Doc Edwards	Minnesota
1988	Sixth	78	84	11	.481	Doc Edwards	Oakland
1989	Sixth	73	89	16	.451	Edwards - John Hart	Oakland
1990	Fourth	77	85	11	.475	John McNamara	Oakland
1991	Seventh	57	105	34	.352	McNamara - Mike Hargrove	Minnesota
1992	Fourth	76	86	20	.469	Mike Hargrove	Toronto
1993	Sixth	76	86	19	.469	Mike Hargrove	Toronto
1994#	Second (g)	66	47	1	.584	Mike Hargrove	None
1995	FIRST (g)	100	44	(+30)(h)	.694	Mike Hargrove	CLEVELAND
1996	FIRST	99	62	(+14.5)	.615	Mike Hargrove	New York
1997	FIRST	86	75	(+6)	.534	Mike Hargrove	CLEVELAND
1998	FIRST	89	73	(+9)	.549	Mike Hargrove	New York
1999	FIRST	97	65	(+21.5)	.599	Mike Hargrove	New York
2000	Second	90	72	5	.556	Charlie Manuel	New York
2001	FIRST	91	71	(+6)	.562	Charlie Manuel	New York
2002	Third	74	88	20.5	.457	Manuel - Joel Skinner	Anaheim
2003	Fourth	68	94	22	.420	Eric Wedge	New York
2004	Third	80	82	12	.494	Eric Wedge	Boston
2005	Second	93	69	6	.574	Eric Wedge	Chicago
2006	Fourth	78	84	18	.481	Eric Wedge	Detroit
2007	FIRST	96	66	(+8)	.593	Eric Wedge	Boston
2008	Third	81	81	7.5	.500	Eric Wedge	Tampa Bay
2009	Fourth (i)	65	97	21.5	.401	Eric Wedge	New York
2010	Fourth	69	93	25	.426	Manny Acta	Texas
2011	Second	80	82	15	.494	Manny Acta	Texas
2012	Fourth	68	94	20	.420	Acta - Sandy Alomar	Detroit
2013	Second (j)	92	70	1 (+0.5)	.568	Terry Francona	Boston
2014	Third	85	77	5	.525	Terry Francona	Kansas City
2015	Third	81	80	13.5	.503	Terry Francona	Kansas City
2016	FIRST	94	67	(+8)	.584	Terry Francona	CLEVELAND
2017	FIRST	102	60	(+17)	.630	Terry Francona	Houston

FINISHES: First-12; Second-17; Third-19; Fourth-24; Fifth-15; Sixth-21; Seventh-7; Eighth-2

HIGHEST PERCENTAGE: .721 in 1954 (American League record).

LOWEST PERCENTAGE: .333 in 1914.

(a) Short season because of World War I. Two games forfeited on Labor Day, (b) Tied with Detroit for 4th,

(c) Tied with Philadelphia for 5th, (d) Tied with Detroit for 5th, (e) Tied with Minnesota for 6th,

(f) Tied with Toronto for 6th, (g) Shortened due to labor dispute, (h) Major League record, (i) Tied with Kansas City for 4th, (j) First AL WildCard

*Two division play established (East and West), #Three division play established (East, Central and West)

INDIANS RETIRED UNIFORM NUMBERS

BOB FELLER — #19

19

Arguably the greatest right-handed pitcher of all-time, the Van Meter, Iowa native joined the Indians as a 17 year-old in 1936 and played 18 years with the Tribe. Feller compiled a lifetime record of 266-162 with a 3.25 ERA. He is the Indians all-time leader in shutouts (46), innings pitched (3,827), wins (266) and strikeouts (2,581).

Bob appeared in 8 All-Star games, more than any player in the history of the Indians and started the 1941 and 1946 games.

Feller won 20 or more games six times and won a career-best 27 games in 1940. Bob also led the league in strikeouts seven times and in 1946 he won 26 games and struck out 348 in 371.1 innings. The 348 strikeouts is still a single-season team record.

“Rapid Robert” tossed three no-hitters in his career. Feller’s first no-hitter came on April 16, 1940 in a 1-0 victory at Chicago in 30-degree weather and it remains as major league baseball’s only Opening Day, no-hitter.

Bob lost three years of his career serving in the military (1942-44) and saw limited action in 1945.

Bob Feller’s #19 was retired by the Indians in 1957, the first number retired by the club, and he was elected to baseball’s Hall of Fame in 1962. Bob passed away on December 15, 2010 at the age of 92.

YEAR	CLUB	W	L	ERA	G	GS	CG	SHO	SV	IP	H	BB	SO
1936	CLEVELAND	5	3	3.34	14	8	5	0	1	62.0	52	47	76
1937	CLEVELAND	9	7	3.39	26	19	9	0	1	148.2	116	106	150
1938	CLEVELAND	17	11	4.08	39	36	20	2	1	277.2	225	208	*240
1939	CLEVELAND	*24	9	2.85	39	35	*24	4	1	*296.2	227	142	*246
1940	CLEVELAND	*27	11	*2.61	*43	37	*31	*4	4	*320.1	245	118	*261
1941	CLEVELAND	*25	13	3.15	*44	40	28	*6	2	*343.0	284	194	*260
1945	CLEVELAND	5	3	2.50	9	9	7	1	0	72.0	50	35	59
1946	CLEVELAND	*26	15	2.18	*48	42	*36	*10	4	*371.1	277	153	*348
1947	CLEVELAND	*20	11	2.68	42	37	20	*5	3	*299.0	230	127	*196
1948	CLEVELAND	19	15	3.56	44	38	18	2	3	280.1	255	116	*164
1949	CLEVELAND	15	14	3.75	36	28	15	0	0	211.0	198	84	108
1950	CLEVELAND	16	11	3.43	35	34	16	3	0	247.0	230	103	119
1951	CLEVELAND	*22	8	3.50	33	32	16	4	0	249.2	239	95	111
1952	CLEVELAND	9	13	4.74	30	30	11	0	0	191.2	219	83	81
1953	CLEVELAND	10	7	3.59	25	25	10	1	0	175.2	163	60	60
1954	CLEVELAND	13	3	3.09	19	19	9	1	0	140.0	127	39	59
1955	CLEVELAND	4	4	3.47	25	11	2	1	0	83.0	71	31	25
1956	CLEVELAND	0	4	4.97	19	4	2	0	1	58.0	63	23	18
M.L. Totals		266	162	3.25	570	484	279	44	21	3827.0	3271	1764	2581

WORLD SERIES RECORD

YEAR	CLUB	W	L	ERA	G	GS	CG	SHO	SV	IP	H	BB	SO
1948	CLEVELAND	0	2	5.02	2	2	1	0	0	14.1	10	5	7

*Led American League

FELLER DEBUT

July 19, 2001 marked the 65th anniversary of Bob Feller’s debut with the Indians on July 19, 1936. Bob took his big league bow in a relief appearance at Washington. The next month, Bob made his starting debut and recorded 15 strikeouts as Cleveland beat the St. Louis Browns 4-1 at League Park.

MEL HARDER — #18

18

Mel Harder's career spanned 20 seasons, the most by any player in Indians history. The Beemer, Nebraska native broke into the majors with the Indians in 1928 and he concluded his career after the 1947 season with a 223-186 record and a 3.80 ERA. He appeared in 582 games, more than any other Indians pitcher and his 223 victories trails only Feller on the Indians all-time list.

Harder, a four-time A.L. All-Star, played in the mid-summer classic in 1934 through 1937. Mel collected 20 victories twice, in 1934 (20-12) and 1935 (22-11) and reached double figures in victories 14 times. From 1932-39 Harder tossed more than 200 innings and won at least 15 games in each of those years. Mel is in the Indians all-time top ten in IP, shutouts, wins, strikeouts and games.

Harder led the Indians in innings pitched four times (1933-35 and 1937), wins five times (1934-35, 1937, 1938 and 1944), ERA four times (1933-35 and 1938), strikeouts three times (1933, 1935 and 1942) and complete games twice (1935 and 1944). After his playing career, he was the pitching coach for the Tribe from 1948-63.

Mel Harder's #18 was retired by the Indians in 1990. Mel passed away at the age of 93 on October 20, 2002.

YEAR	CLUB	W	L	ERA	G	GS	CG	SHO	SV	IP	H	BB	SO
1928	CLEVELAND	0	2	6.61	23	1	0	0	1	49.0	64	32	15
1929	CLEVELAND	1	0	5.60	11	0	0	0	0	17.2	24	5	4
1930	CLEVELAND	11	10	4.21	36	19	7	0	2	175.1	205	68	45
1931	CLEVELAND	13	14	4.36	40	24	9	0	1	194.0	229	72	63
1932	CLEVELAND	15	13	3.75	39	32	17	1	0	254.2	277	68	90
1933	CLEVELAND	15	17	*2.95	*43	31	14	2	4	253.0	254	67	81
1934	CLEVELAND	20	12	2.61	44	29	17	*6	4	255.1	246	81	91
1935	CLEVELAND	22	11	3.29	42	35	17	4	2	287.1	313	53	95
1936	CLEVELAND	15	15	5.17	36	30	13	0	1	224.2	294	71	84
1937	CLEVELAND	15	12	4.28	38	30	13	0	2	233.2	269	86	95
1938	CLEVELAND	17	10	3.83	38	29	15	2	4	240.0	257	62	102
1939	CLEVELAND	15	9	3.50	29	26	12	1	1	208.0	213	64	67
1940	CLEVELAND	12	11	4.06	31	25	5	0	0	186.1	200	59	76
1941	CLEVELAND	5	4	5.24	15	10	1	0	1	68.2	79	37	21
1942	CLEVELAND	13	14	3.44	29	29	13	4	0	198.2	179	82	74
1943	CLEVELAND	8	7	3.06	19	18	6	1	0	135.1	126	61	40
1944	CLEVELAND	12	10	3.71	30	27	12	2	0	196.1	211	69	64
1945	CLEVELAND	3	7	3.67	11	11	2	0	0	76.0	93	23	16
1946	CLEVELAND	5	4	3.41	13	12	4	1	0	92.1	85	31	21
1947	CLEVELAND	6	4	4.50	15	15	4	1	0	80.0	91	27	17
M.L. Totals		223	186	3.80	582	433	181	25	23	3426.1	3706	1118	1161

* Led American League

EARL AVERILL — #3**3**

Earl Averill played 13 seasons in the majors, 11 of those with the Indians. The Snohomish, Washington native broke into the league with the Tribe in 1929, homered in his first plate appearance on April 16, 1929 and batted .331 his rookie year. Earl retired after the 1941 season with a .318 lifetime average.

Averill was a six-time A.L. All-Star and started in the mid-summer classic three times, in 1936, '37 and '38. The left-handed hitting outfielder led the league with 232 hits and 15 triples in 1936. In 1931, he scored 140 runs, which still represents an Indians single-season record.

Earl left the Indians in 1939 as the franchise's all-time leader in runs scored (1,154), triples (121), RBI (1,084), extra-base hits (724), and total bases (3,200), totals that still top the club today. Averill is one of seven Tribe players to have hit for the cycle. He did it on August 17, 1933 vs. Philadelphia.

Earl was the first Indians player to homer three times in one game as he cracked three round-trippers on September 17, 1930 in consecutive at-bats. He collected 32 homers in 1931 and '32 and 143 RBIs in 1931. Both represent season-highs by a Tribe centerfielder.

Earl Averill's #3 was retired by the Indians in 1975, the same year that he was inducted into the Baseball Hall of Fame. He passed away on August 16, 1983 at the age of 81.

YEAR	CLUB	AVG	G	AB	R	H	2B	3B	HR	RBI	BB	SO	SB
1929	CLEVELAND	.332	151	597	110	198	43	13	18	96	63	53	13
1930	CLEVELAND	.339	139	534	102	181	33	8	19	119	56	48	10
1931	CLEVELAND	.333	155	627	140	209	36	10	32	143	68	38	9
1932	CLEVELAND	.314	153	631	116	198	37	14	32	124	75	40	5
1933	CLEVELAND	.301	151	599	83	180	39	16	11	92	54	29	3
1934	CLEVELAND	.313	154	598	128	187	48	6	31	113	99	44	5
1935	CLEVELAND	.288	140	563	109	162	34	13	19	79	70	58	8
1936	CLEVELAND	.378	152	614	136	*232	39	*15	28	126	65	35	3
1937	CLEVELAND	.299	156	609	121	182	33	11	21	92	88	65	5
1938	CLEVELAND	.330	134	482	101	159	27	15	14	93	81	48	5
1939	CLEVE/Det	.264	111	364	66	96	28	6	11	65	49	42	4
1940	Detroit	.280	64	118	10	33	4	1	2	20	5	14	0
1941	Boston	.117	8	17	2	2	0	0	0	2	1	4	0
M.L. Totals		.318	1668	6353	1224	2019	401	128	238	1164	775	518	69

WORLD SERIES RECORD

YEAR	CLUB	AVG	G	AB	R	H	2B	3B	HR	RBI	BB	SO	SB
1940	Detroit	.000	3	3	0	0	0	0	0	0	0	0	0

* Led American League

LOU BOUDREAU — #5

5

The Hall of Fame shortstop played in the majors for 15 seasons, 13 of those with the Indians, two with Boston. Lou was the Indians player-manager from 1942-1950 and led the Indians to their last World Championship in 1948.

With Boudreau at the helm, the Indians went 728-649 and he remains the all-time winningest manager in Tribe history. Lou also managed in Boston from 1952-54, in Kansas City from 1955-57 and he managed the Cubs in 1960.

Boudreau appeared in seven All-Star games, including three starting assignments in 1942, 1947 and 1948. In 1944 he led the A.L. with a .327 average and led the league in doubles three times with 45 two-baggers in 1941, 1944 and 1947.

Lou is in the Indians all-time top 10 in games, ABs, hits, runs, doubles, RBI and extra-base hits.

In the championship season of 1948, Lou enjoyed his best season. He batted .355 with 18 home runs and 116 RBI. He collected 98 walks and struck out only nine times in 560 at-bats.

Lou Boudreau's #5 was retired by the Indians in 1970, the same year that the Harvey, Illinois native was elected into baseball's Hall of Fame. Boudreau died on August 10, 2001 in Frankfort, IL at the age of 83.

The Indians unveiled a statue of Boudreau outside of Progressive Field's Right Field Gate on August 5, 2017.

YEAR	CLUB	AVG	G	AB	R	H	2B	3B	HR	RBI	BB	SO	SB
1938	CLEVELAND	.000	1	1	0	0	0	0	0	0	1	0	0
1939	CLEVELAND	.258	53	225	42	58	15	4	0	19	28	24	2
1940	CLEVELAND	.295	155	627	97	185	46	10	9	101	73	39	6
1941	CLEVELAND	.257	148	579	95	149	*45	8	10	56	85	57	9
1942	CLEVELAND	.283	147	506	57	143	18	10	2	58	75	39	7
1943	CLEVELAND	.286	152	539	69	154	32	7	3	67	90	31	4
1944	CLEVELAND	*.327	150	584	91	191	*45	5	3	67	73	39	11
1945	CLEVELAND	.307	97	345	50	106	24	1	3	48	35	20	0
1946	CLEVELAND	.293	140	515	51	151	30	6	6	62	40	14	6
1947	CLEVELAND	.307	150	538	79	165	*45	3	4	67	67	10	1
1948	CLEVELAND	.355	152	560	116	199	34	6	18	106	98	9	3
1949	CLEVELAND	.284	134	475	53	135	20	3	4	60	70	10	0
1950	CLEVELAND	.269	81	260	23	70	13	2	1	29	31	5	1
1951	Boston	.267	82	273	37	73	18	1	5	47	30	12	1
1952	Boston	.000	4	2	1	0	0	0	0	2	0	0	0
M.L. Totals		.295	1646	6029	861	1779	385	66	68	789	796	309	51

WORLD SERIES RECORD

YEAR	CLUB	AVG	G	AB	R	H	2B	3B	HR	RBI	BB	SO	SB
1948	CLEVELAND	.273	6	22	1	6	4	0	0	3	1	1	0

* Led American League

MOST VALUABLE PLAYER VOTES

Since the establishment of the current Most Valuable Player awards in 1931, six players have accumulated 400 or more MVP votes in a Tribe uniform. The group is led by Hall of Famers Lou Boudreau and Bob Feller. Boudreau garnered 896 votes from 1940-1949 and won the award in 1948. Feller earned 838 votes from 1939-1951. Albert Belle gained 835 votes from 1992-1996. Bob Lemon had 559 votes from 1948-1956. Manny Ramirez had 480 votes from 1995-2000. Al Rosen had 414 votes from 1950-1954 and won the award in 1953.

LARRY DOBY— #14**14**

On July 3, 1947, Indians owner Bill Veeck signed Larry Doby to a major league contract. Two days later he appeared in his first American League game, becoming the first African American player in the league. This trailblazer enjoyed a magnificent 13-year big league career; 10 of those seasons were spent in Cleveland with the Tribe.

Larry helped lead the Indians to their last World Championship in 1948. In the '48 W.S. he batted a team-leading .318 and his 400-foot homer off the Braves Johnny Sain won Game 4 for the Indians. In 1950 he was recognized as the game's best centerfielder by *The Sporting News*. He led the AL in home runs (32) and RBI (126) in 1954 and Larry was a seven-time All-Star spanning 1949-1955.

Prior to joining the Indians, Doby was a standout for the Newark Eagles of the Negro National League. In 1946, Doby led the Eagles to the World Championship, batting .397. He was hitting .414 with the Eagles in '47 before signing with the Indians.

Larry finished his outstanding major league career following the 1959 season. In his career he clubbed 253 home runs, collected 970 RBI and owned a .283 (1515-5348) batting average.

Larry Doby's #14 was retired by the Indians on July 3, 1994, exactly 47 years after he shattered the race barrier in the American League. He was enshrined into the National Baseball Hall of Fame in 1998. Larry passed away at the age of 79 on June 18, 2003. Eagle Avenue, which runs behind the Progressive Field bleachers in left field, was renamed Larry Doby Way in 2012 and a statue in Doby's honor was erected outside Gate C in 2015, joining Jim Thome and Bob Feller.

YEAR	CLUB	AVG	G	AB	R	H	2B	3B	HR	RBI	BB	SO	SB
1947	CLEVELAND	.156	29	32	3	5	1	0	0	2	1	11	0
1948	CLEVELAND	.301	121	439	83	132	23	9	14	66	54	77	9
1949	CLEVELAND	.280	147	547	106	153	25	3	24	85	91	90	10
1950	CLEVELAND	.326	142	503	110	164	25	5	25	102	98	71	8
1951	CLEVELAND	.295	134	447	84	132	27	5	20	69	101	81	4
1952	CLEVELAND	.276	140	519	*104	143	26	8	*32	104	90	111	5
1953	CLEVELAND	.263	149	513	92	135	18	5	29	102	96	121	3
1954	CLEVELAND	.272	153	577	94	157	18	4	*32	*126	85	94	3
1955	CLEVELAND	.291	131	491	91	143	17	5	26	75	61	100	2
1956	Chicago (AL)	.269	140	504	89	135	22	3	24	102	102	105	0
1957	Chicago (AL)	.288	119	416	57	120	27	2	14	79	56	79	2
1958	CLEVELAND	.283	89	247	41	70	10	1	13	45	26	49	0
1959	Det./Chi (AL)	.230	39	113	6	26	4	2	0	13	10	22	1
M.L. Totals		.283	1533	5348	960	1515	243	52	253	970	871	1011	47

WORLD SERIES RECORD

YEAR	CLUB	AVG	G	AB	R	H	2B	3B	HR	RBI	BB	SO	SB
1948	CLEVELAND	.318	6	22	1	7	1	0	1	2	2	4	0
1954	CLEVELAND	.125	4	16	0	2	0	0	0	0	2	4	0

* Led American League

NEGRO LEAGUERS HIRED TO PLAY FOR THE INDIANS

No team brought more players from Negro League baseball to Major League Baseball than the Cleveland Indians. Beginning with Larry Doby in 1947, 15 former Negro Leaguers began careers with the Indians, concluding with Joe Caffie who debuted for Cleveland on September 19, 1956. In alphabetical order, the Negro Leaguers to debut with the Indians are Walt Bond, Caffie, Doby, Luke Easter, Billy Harrell, Dave Hoskins, Sam Jones, Minnie Minoso, Satchel Paige, Dave Pope, Larry Raines, Jose Santiago, Harry Simpson, Al Smith, and Quincy Troupe. (Source: **The Negro Leagues Book**)

BOB LEMON — #21

21

Bob Lemon spent his entire 15 year major league career with the Cleveland Indians. Lemon was converted to a pitcher after serving in the Navy in World War II after a stint at third base in the big leagues with the Tribe in 1941 & '42. After converting to pitcher, Lemon was a member of "The Big Four" and became one of the dominant AL starters over his 13-year pitching career during the late 1940s and 1950s.

Lemon's pitching prowess left him as one of the best pitchers in the history of the Indians franchise. His seven (7) 20-win seasons are the most by any pitcher in the history of the franchise. He currently ranks 3rd in Indians history in wins (207), innings (2850.0IP), strikeouts (1277), starts (350) and shutouts (31). He is 4th in club history in appearances (460) and complete games (188) and is 5th in winning percentage (.207-128, .618).

During the Tribe's last World Championship campaign of 1948, "Lem" went 20-14 with a 2.82 ERA and led the American League in complete games (20), shutouts (10) and innings pitched (293.2IP). The sinkerballer followed his regular season performance up with a 2-0 record in the World Series vs. the Boston Braves w/a 1.65 ERA in 2 starts. Overall, Lemon led the American League in wins three times, complete games five times, innings pitched four times and shutouts and strikeouts one time each. A 7-time AL All-Star, Lemon was named The Sporting News Pitcher of the Year in 1948, 1950 & 1954. An outstanding hitting pitcher, Lemon compiled a career average of .232 (274-1183) with 37 HR, which is one short of the All-Time record by a pitcher (Wes Ferrell-38). He owned a .284 (31-109) mark as a pinch-hitter.

After his playing career was over in 1958, Lemon managed for eight seasons in the majors with the KC Royals, Chicago White Sox and New York Yankees, compiling a mark of 430-403 (.516). He managed the New York Yankees to the World Series title in 1978 and the AL crown in 1981.

He was inducted into the National Baseball Hall of Fame in 1976 and his number 21 was retired by the Indians on June 20, 1998.

Lemon passed away in Long Beach, California at age 79 on January 11, 2000 after a lengthy illness.

YEAR	CLUB	W	L	ERA	G	GS	CG	SHO	SV	IP	H	BB	SO
1946	CLEVELAND	4	5	2.49	32	5	1	0	1	94.0	77	68	39
1947	CLEVELAND	11	5	3.44	37	15	6	1	3	167.1	150	97	65
1948	CLEVELAND	20	14	2.82	43	37	*20	*10	2	*293.2	231	129	147
1949	CLEVELAND	22	10	2.99	37	33	22	2	1	279.2	211	137	138
1950	CLEVELAND	*23	11	3.84	44	*37	*22	3	3	*288.0	*281	146	*170
1951	CLEVELAND	17	*14	3.52	42	*34	17	1	2	263.1	*244	124	132
1952	CLEVELAND	22	11	2.50	42	*36	*28	5	4	*309.2	236	105	131
1953	CLEVELAND	21	15	3.36	41	36	23	5	1	*286.2	*283	110	98
1954	CLEVELAND	*23	7	2.72	36	33	*21	2	0	258.1	228	92	110
1955	CLEVELAND	*18	10	3.88	35	31	5	0	2	211.1	218	74	100
1956	CLEVELAND	20	14	3.03	39	35	*21	2	3	255.1	230	89	94
1957	CLEVELAND	6	11	4.60	21	17	2	0	0	117.1	129	64	45
1958	CLEVELAND	0	1	5.33	11	1	0	0	0	25.1	41	16	8
M.L. Totals		207	128	3.23	460	350	188	31	22	2850.0	2559	1251	1277

WORLD SERIES RECORD

YEAR	CLUB	W	L	ERA	G	GS	CG	SHO	SV	IP	H	BB	SO
1948	CLEVELAND	2	0	1.65	2	2	1	0	0	16.1	16	7	6
1954	CLEVELAND	0	2	6.75	2	2	1	0	0	13.1	16	8	11

* Led American League

FRANK ROBINSON— #20

20

The Indians honored Frank Robinson on May 28, 2017, retiring his number and unveiling a statue of Robinson in Progressive Field's Heritage Park to honor the first African-American Manager in MLB history. Robinson managed the Indians from 1975-77, breaking the managerial color barrier when hired by Nick Mileti and Phil Seghi. He guided his clubs to a 186-189 record.

Prior to joining the Indians, Robinson was one of the most feared sluggers in baseball history, playing for five teams from 1956-1976 and remains the only player to win league MVP honors in both the National and American Leagues (1961/1966). He won the 1966 Triple Crown, was a member of two teams that won the World Series (1966 and 1970 Baltimore Orioles), and amassed the fourth-most career home runs at the time of his retirement (he is currently 10th all-time). The 14-time All-Star was elected to the Baseball Hall of Fame in 1982.

In addition to the Indians, Robinson went on to manage the San Francisco Giants (1981–84); Orioles (1988-91) and the Montreal Expos/Washington Nationals franchise (2002–06). He was named 1989 American League Manager of the Year and became the first African-American skipper in N.L. history with the Giants in 1981.

YEAR	CLUB	AVG	G	AB	R	H	2B	3B	HR	RBI	BB	SO	SB
1956	Cincinnati	.290	152	572	*122	166	27	6	38	83	64	95	8
1957	Cincinnati	.322	150	611	97	197	29	5	29	75	44	92	10
1958	Cincinnati	.269	148	554	90	149	25	6	31	83	62	80	10
1959	Cincinnati	.311	146	540	106	168	31	4	36	125	69	93	18
1960	Cincinnati	.297	139	464	86	138	33	6	31	83	82	67	13
1961	Cincinnati	.323	153	545	117	176	32	7	37	124	71	64	22
1962	Cincinnati	.342	162	609	*134	208	*51	2	39	136	76	62	18
1963	Cincinnati	.259	140	482	79	125	19	3	21	91	81	69	26
1964	Cincinnati	.306	156	568	103	174	38	6	29	96	79	67	23
1965	Cincinnati	.296	156	582	109	172	33	5	33	113	70	100	13
1966	Baltimore	*.316	155	576	*122	182	34	2	*49	*122	87	90	8
1967	Baltimore	.311	129	479	83	149	23	7	30	94	71	84	2
1968	Baltimore	.268	130	421	69	113	27	1	15	52	73	84	11
1969	Baltimore	.308	148	539	111	166	19	5	32	100	88	62	9
1970	Baltimore	.306	132	471	88	144	24	1	25	78	69	70	2
1971	Baltimore	.281	133	455	82	128	16	2	28	99	72	62	3
1972	Los Angeles-NL	.251	103	342	41	86	6	1	19	59	55	76	2
1973	California	.266	147	534	85	142	29	0	30	97	82	93	1
1974	California	.351	129	427	75	107	26	2	20	63	75	85	5
	CLEVELAND	.200	15	50	6	10	1	1	2	5	10	10	0
1975	CLEVELAND	.237	49	118	19	28	5	0	9	24	29	15	0
1976	CLEVELAND	.224	36	67	5	15	0	0	3	10	11	12	0
M.L. Totals		.294	2808	10006	1829	2943	528	72	586	1812	1420	1532	204

* Led League

FIRST DH IN CLUB HISTORY

The first regular season designated hitter for the Indians was John Ellis. Ellis batted clean-up on April 7, 1973 when the Tribe opened the season against the Tigers at Cleveland Stadium. In his first at-bat, in the first inning, Ellis grounded out from pitcher Mickey Lolich to first baseman Norm Cash. He went 0 for 4. Oscar Gamble was Cleveland's most frequent DH in 1973 (259 at-bats).

INDIANS ALL-TIME RECORDS VS. OPPONENTS

OPPONENTS	WON	LOST	PCT.
Baltimore Orioles (1901-1902).....	20	20	.500
Baltimore Orioles/Milwaukee (1901)/St. Louis ('02-'53).....	1131	861	.568
Boston Red Sox.....	1039	981	.514
Chicago White Sox.....	1060	1081	.495
Detroit Tigers.....	1084	1118	.492
Houston Astros.....	32	20	.615
Kansas City Royals.....	358	328	.522
Los Angeles Angels of Anaheim.....	314	325	.491
Minnesota Twins/Washington Senators (1901-60).....	1139	997	.533
New York Yankees.....	867	1098	.441
Oakland A's/Philadelphia A's ('01-'54)/KC A's('55-'67).....	1032	909	.532
Seattle Mariners.....	223	177	.558
Tampa Bay Rays.....	93	58	.616
Texas Rangers/Washington Senators (1961-71).....	321	341	.485
Toronto Blue Jays.....	205	205	.500
Arizona Diamondbacks.....	9	10	.474
Atlanta Braves.....	6	6	.500
Chicago Cubs.....	9	9	.500
Cincinnati Reds.....	56	47	.544
Colorado Rockies.....	12	13	.480
Los Angeles Dodgers.....	5	7	.417
Miami Marlins.....	9	9	.500
Seattle Pilots (1969)/Milwaukee Brewers (1970-2012).....	204	206	.498
Montreal (1969-2004)/Washington Nationals (2005-16).....	8	8	.500
New York Mets.....	5	10	.333
Philadelphia Phillies.....	6	10	.375
Pittsburgh Pirates.....	17	19	.472
St. Louis Cardinals.....	15	8	.652
San Diego Padres.....	9	6	.600
San Francisco Giants.....	5	10	.333
Totals	9293	8897	.511

INDIANS BEST AND WORST STARTS

BEST STARTS AFTER 15 GAMES

1966.....	14-1
1942, 1988, 1999.....	12-3
1925, 1930, 1935, 1938,1941, 1948, 1959, 1998, 2002, 2011.....	11-4

BEST STARTS AFTER 20 GAMES

1941, 1988.....	16-4
1966, 1999.....	15-5
1913, 1920, 1921, 1940, 1942, 1948, 1959, 1995.....	14-6

WORST STARTS AFTER 15 GAMES

1969.....	1-14
1901, 1902, 1987.....	4-11

WORST STARTS AFTER 20 GAMES

1969.....	3-17
1901.....	4-16
1902.....	5-15

CLEVELAND INDIANS MANAGERS

Listed as Name, (Age when took over Tribe), Years as Tribe Skipper, W-L/winning pct.

- | | |
|---|--|
| <ol style="list-style-type: none"> 1. James R. McAleer, (36), 1901, 54-82/.397 2. William R. Armour, (32), 1902-1904, 232-195/.543 3. Napoleon Lajoie, (30), 1905-1909, 397-330/.546 4. James McGuire, (45), 1909-1911, 91-117/.438 5. George Stovall, (33), 1911, 74-62/.544 6. Harry Davis, (38), 1912, 54-71/.432 7. J.L. Birmingham, (28), 1912-1915, 170-191/.471 8. Lee Fohl, (38), 1915-1919, 327-310/.513 9. Tris Speaker, (31), 1919-1926, 617-520/.543 10. Jack McCallister, (48), 1927, 66-87/.431 11. Roger Peckinpaugh, (37), 1928-1933 and 1941, 490-481/.505 12. Walter Johnson, (45), 1933-1935, 180-168/.517 13. Steve O'Neill, (44), 1935-1937, 199-168/.542 14. Oscar Vitt, (48), 1938-1940, 262-198/.570 15. Lou Boudreau, (24), 1942-1950, 728-649/.529 16. Al Lopez, (42), 1951-1956, 570-354/.617 17. Kerby Farrell, (43), 1957, 76-77/.497 18. Bobby Bragan, (40), 1958, 31-36/.463 19. Joe Gordon, (43), 1958-1960, 184-151/.549 20. Jimmie Dykes, (63), 1960-1961, 105-115/.477 21. Mel McGaha, (35 + 197), 1962, 80-82/.494 | <ol style="list-style-type: none"> 22. Birdie Tebbets, (50), 1963-1966, 311-298/.511 23. George Strickland, (40), 1966, 15-24/.385 24. Joe Adcock, (39), 1967, 75-87/.463 25. Alvin Dark, (46), 1968-1971, 266-321/.453 26. John Lipon, (48), 1971, 18-41/.305 27. Ken Aspromonte, (40), 1972-1974, 220-260/.458 28. Frank Robinson, (39), 1975-1977, 186-189/.496 29. Jeff Torborg, (35 + 205), 1977-1979, 157-201/.439 30. Dave Garcia, (58), 1979-1982, 247-244/.503 31. Mike Ferraro, (38), 1983, 40-60/.400 32. Pat Corrales, (42), 1983-1987, 280-355/.441 33. Doc Edwards, (50), 1987-1989, 173-207/.455 34. John Hart, (41), 1989, 8-11/.421 35. John McNamara, (57), 1990-1991, 102-137/.427 36. Mike Hargrove, (41), 1991-1999, 721-591/.550 37. Charlie Manuel, (56), 2000-2002, 220-190/.537 38. Joel Skinner, (41), 2002, 35-41/.461 39. Eric Wedge, (35), 2003-2009, 561-573/.495 40. Manny Acta, (40), 2010-12, 214-266/.446 41. Sandy Alomar, Jr. (46), 2012, 3-3/.500 42. Terry Francona (53), 2013-17, 454-354/.562 |
|---|--|

TOP TEN — WINNING PCT.

1. Al Lopez, .617 (570-354)
2. Oscar Vitt, .570 (262-198)
3. **Terry Francona, .562 (454-354)**
4. Mike Hargrove, .550 (721-591)
5. Joe Gordon, .549 (184-151)
6. Nap Lajoie, .546 (397-330)
7. George Stovall, .544 (74-62)
8. William Armour, .543 (232-195)
9. Tris Speaker, .543 (617-520)
10. Steve O'Neill, .542 (199-168)

TOP TEN — TOTAL WINS

1. Lou Boudreau (728-649)
2. Mike Hargrove (721-591)
3. Tris Speaker (617-520)
4. Al Lopez (570-354)
5. Eric Wedge (561-573)
6. Roger Peckinpaugh (490-481)
7. **Terry Francona (454-354)**
8. Nap Lajoie (397-330)
9. Lee Fohl (327-310)
10. Birdie Tebbets (311-298)

WORST WINNING PERCENTAGE

John Lipon, .305 (18-41)

CLEVELAND INDIANS

WINNING AND LOSING STREAKS

(10 games or more)

Longest Overall Winning Streaks

22 Games	August 24-Sept. 14, 2017(A.L Record)
14 Games	June 17-July 1, 2016
13 Games	August 1-15, 1951 April 18-May 2, 1942
12 Games	July 8-21, 1922
11 Games	May 23-June 4, 1982 September 8-20, 1954 May 13-23, 1954 April 25-May 5, 1941
10 Games	September 19-29, 2013(ended season) August 17-27, 2008 April 3-13, 2002 April 28-May 9, 2001 June 11-20, 1994 April 26-May 7, 1986 July 23-31, 1979 April 11-28, 1966** June 13-22, 1965 May 30-June 8, 1961 May 25-June 4, 1931 September 12-21, 1919 September 14-24, 1917 August 30-Sept. 9, 1911

Longest Home Winning Streaks

18 Games	May 13-June 19, 1994
16 Games	July 19-August 23, 1951
14 Games	April 13-May 10, 2011 August 18-September 10, 1995 May 13-30, 1954
13 Games	May 31-June 22, 1965 April 6-May 17, 1996 June 1-July 5, 2016
11 Games	August 4-30, 1902 April 23-May 5, 1941 August 6-19, 1954 July 21-August 21, 1955 July 11-August 1, 2013 Aug. 24-Sept. 14, 2017
10 Games	September 9-23, 1908 June 27-July 28, 1954 May 19-June 16, 2014

Longest Road Winning Streaks

14 Games	Aug. 28-Sept. 21, 2017
12 Games	July 8-21, 1922
11 Games	April 17-May 16, 2001 Aug. 30-Sept. 23, 1938
10 Games	September 14-24, 1917 September 12-21, 1919 August 8-September 5, 2008

**Start of season

(a) Lost a total of 16-straight games from August 30, 2009-April 5, 2010

Longest Overall Winning Streaks (MLB History)

*26 Games	Sept. 7-30, 1916 (NY Giants)
22 Games	Aug. 24-Sept. 14, 2017 (Cleveland Indians)
21 Games	Sept. 4-27, 1935 (Chicago Cubs)
20 Games	Aug. 13-Sept. 4, 2002 (Oakland A's)
19 Games	June 29-July 17, 1947 (NY Yankees) Aug. 2-23, 1906 (Chicago White Sox)
18 Games	May 27-June 14, 1953 (NY Yankees) June 16-July 4, 1904 (NY Giants)

*Occurred over 27 games and included a 9.0-IP tie game on Sept. 18, 1916 vs. Pittsburgh (G2) that was re-played the next day. The tie came after winning 12 straight games.

Longest Overall Losing Streaks (club history)

12 Games	May 7-21, 1931
11 Games	July 27-August 7, 2012 September 13-24, 2009 September 2-16, 1928 September 10-22, 1909 May 5-17, 1901
10 Games	June 28-July 9, 2008 June 17-27, 1979 May 30-June 10, 1973 April 16-27, 1969 July 27-August 7, 1905

Longest Home Losing Streaks

11 Games	May 8-21, 1931
----------	----------------

Longest Road Losing Streaks

15 Games	August 30-October 4, 2009 (a)
12 Games	July 14-August 4, 1963 June 21-July 12, 1991 May 24-June 10, 2013
11 Games	September 10-22, 1909 August 11-24, 1916
10 Games	July 19-August 5, 2012 June 22-July 18, 2008

LONGEST TENURE WITH CLEVELAND

SEASONS	PLAYER	YEARS	PLAYER	YEARS
20	Mel Harder	1928-47		
18	Bob Feller	1936-41, 1945-56		
15	Terry Turner Willis Hudlin	1904-18 1926-40	Bob Lemon	1941-42, 1946-58
14	Jack Graney Charlie Jamieson	1908, 1910-22 1919-32	Jim Hegan	1941-42, 1946-57
13	Nap Lajoie Steve O'Neill Luke Sewell Glenn Myatt	1902-14 1911-23 1921-32, 1939 1923-35	Lou Boudreau Steve Gromek Charles Nagy Jim Thome	1938-50 1941-53 1990-2002 1991-2002, 2011
12	Ken Keltner	1937-44, 1946-49	Mike Garcia	1948-59
11	Sandy Alomar Guy Morton Tris Speaker George Uhle Joe Sewell	1990-2000 1914-24 1916-26 1919-28, 1936 1920-30	Earl Averill Dale Mitchell Sam McDowell Omar Vizquel	1929-39 1946-56 1961-71 1994-2004
10	Bill Bradley Bill Wambsganss Clint Brown Jeff Heath Larry Doby Al Rosen Bobby Avila	1901-10 1914-23 1928-35, 1941-42 1936-45 1947-55, 1958 1947-56 1949-58	Early Wynn Gary Bell Andre Thornton Kenny Lofton Jake Westbrook Travis Hafner	1949-57, 1963 1958-67 1977-79, 1981-87 1992-96, 1998-2001, 2007 2001-2010 2003-2012

FATHERS AND SONS WHO PLAYED FOR CLEVELAND

Howard Earl (1929-39) and Earl Douglas Averill (1956, 1958)
 Jim, Sr. (1916-22) and Jim Bagby, Jr. (1941-45)
 Tito (1959-64) and Terry Francona (1988)
 Buddy (1972-78) and David Bell (1995, 1998)
 Camilo (1965) and Mark Carreon (1996)
 Dave (1973-74) and Shelley Duncan (2010-12)

BROTHERS WHO PLAYED FOR CLEVELAND

Joey (1998) and Alex Cora (2005)
 Sandy (1990-2000) and Robert Alomar (1999-2001)
 Dick (1957-59) and Larry Brown (1963-71)
 Vean (1911-14) and Dave Gregg (1913)
 Bill (1907-09) and Harry Hinchman (1907)
 Jim (1959-63, 1974-75) and Gaylord Perry (1972-75)
 Herbert (1994-96) and Chan Perry (2000)
 Joe (1920-30) and Luke Sewell (1921-32, 1939)
 Jesse (1903) and George Stovall (1904-11)
 Jolbert Cabrera (1998-2002) and Orlando Cabrera (2011)

YEAR-BY-YEAR ATTENDANCE AT HOME

1901	131,380	1940	902,576	1980	1,033,827
1902	275,395	1941	745,948	1981	661,395
1903	311,280	1942	459,447	1982	1,044,021
1904	264,749	1943	438,894	1983	768,941
1905	316,306	1944	475,272	1984	734,079
1906	325,733	1945	558,182	1985	655,181
1907	382,046	1946	1,057,289	1986	1,471,805
1908	422,242	1947	1,521,978	1987	1,077,898
1909	354,627	1948	#2,620,627	1988	1,411,610
1910	293,456	1949	2,233,771	1989	1,285,542
1911	406,296	1950	1,727,464	1990	1,225,240
1912	336,844	1951	1,704,984	1991	1,051,863
1913	541,000	1952	1,444,607	1992	1,224,274
1914	185,997	1953	1,069,176	1993	2,177,908
1915	159,285	1954	1,335,472	1994	1,995,174
1916	492,106	1955	1,221,780	1995	2,842,745
1917	477,298	1956	865,467	1996	3,318,174
1918	#295,515	1957	722,256	1997	3,404,750
1919	538,135	1958	663,805	1998	3,467,299
1920	912,832	1959	1,497,976	1999	*#3,468,460
1921	748,705	1960	950,985	2000	#3,456,278
1922	528,145	1961	725,547	2001	3,175,523
1923	558,856	1962	716,076	2002	2,616,940
1924	481,905	1963	562,507	2003	1,730,001
1925	419,005	1964	653,293	2004	1,814,401
1926	627,426	1965	934,786	2005	2,013,763
1927	373,138	1966	903,359	2006	1,997,995
1928	375,907	1967	662,980	2007	2,275,916
1929	536,210	1968	857,994	2008	2,169,722
1930	528,657	1969	619,970	2009	1,776,904
1931	483,027	1970	729,752	2010	1,394,812
1932	468,953	1971	591,361	2011	1,840,835
1933	387,936	1972	626,354	2012	1,603,596
1934	391,338	1973	615,107	2013	1,572,926
1935	397,615	1974	1,114,262	2014	1,437,393
1936	500,391	1975	977,039	2015	1,388,905
1937	564,849	1976	948,776	2016	1,591,667
1938	652,006	1977	900,365	2017	2,048,138
1939	563,926	1978	800,584		
		1979	1,011,644		

*Franchise Record

#Led American League

A CLEAN SWEEP

Prior to the 2001 Seattle Mariners, the last team to lead its league in batting average, earned run average, and fielding average in the same season was the 1948 World Champion Cleveland Indians. Cleveland also led the AL in all three categories in 1906. The only other teams to accomplish this feat are the New York Giants (1904, 1931), Chicago Cubs (1906, 1945), Philadelphia Athletics (1910), and St. Louis Cardinals (1944, 1946). (Based on data from **Total Baseball**, Sixth Edition.)

PLAYERS ENSHRINED IN BASEBALL'S HALL OF FAME AT COOPERSTOWN, N.Y. WHO PLAYED/MANAGED FOR THE CLEVELAND INDIANS

(1901-present)

EDITOR'S NOTE: Former Indians General Manager Billy Evans was elected to the Hall of Fame in January, 1973. Former owner Bill Vevec was elected in 1991. Walter Johnson managed the club from 1933-35 and Hank Greenberg was General Manager from 1950-57.

<u>PLAYER</u>	<u>YEAR ELECTED</u>	<u>PLAYER</u>	<u>YEAR ELECTED</u>
Walter Johnson, Mgr.....	1936	Hoyt Wilhelm.....	1985
Nap Lajoie.....	1937	Gaylord Perry.....	1991
Tris Speaker.....	1937	Hal Newhouser.....	1992
Cy Young.....	1937	Steve Carlton.....	1994
Bob Feller.....	1962	Phil Niekro.....	1997
Elmer Flick.....	1963	Larry Doby.....	1998
Sam Rice.....	1963	Dave Winfield.....	2001
Stanley Coveleski.....	1969	Eddie Murray.....	2003
Lou Boudreau.....	1970	Dennis Eckersley.....	2004
Satchell Paige.....	1971	Billy Southworth.....	2008
Early Wynn.....	1972	Dick Williams.....	2008
Earl Averill.....	1975	Joe Gordon.....	2009
Ralph Kiner.....	1975	Roberto Alomar.....	2011
Bob Lemon.....	1976	Bert Blyleven.....	2011
Joe Sewell.....	1977	Jim Thome.....	2018*
Al Lopez, Mgr.....	1977	Jack Morris.....	2018*
Addie Joss.....	1978		<i>*Will be inducted Sunday, July 29, 2018</i>
Frank Robinson.....	1982		

GOLD AT SECOND, SHORT, AND THIRD

With 3 Gold Glove infielders in 2000 (Robbie Alomar, Omar Vizquel, and Travis Fryman), the Indians joined a select circle. Only one other franchise has had the Gold Glove winners at second base, shortstop, and third base in the same season. In 1969 and 1971, the Orioles captured Gold Gloves at all three positions (Second Baseman Dave Johnson, Third Baseman Brooks Robinson, Shortstop Mark Belanger) and did so again from 1973-75 (Second Baseman Bobby Grich, Robinson, Belanger).

CONSECUTIVE WINNING SEASONS FOR THE INDIANS

Only once have the Indians had a stretch of winning seasons longer than the run of eight years from 1994-2001. Cleveland had a winning record for 10 consecutive seasons from 1947 through 1956.

OPENING DAY LINE-UPS (1901-2017)

■ 1901, April 24 Blues (2) at Chicago (8)

Ollie Pickering	RF
Jack McCarthy	LF
Frank Genins	CF
Candy LaChance	1B
Bill Bradley	3B
Erve Beck	2B
Bill Hallman	SS
Bob Wood	CA
Bill Hoffer	P

■ 1902, April 23 Broncos (2) at St. Louis (5)

Ollie Pickering	CF
Jack McCarthy	LF
Erwin Harvey	RF
Ossee Schreckengost	1B
Frank Bonner	2B
Bill Bradley	3B
John Gochnaur	SS
Harry Bemis	CA
Earl Moore	P

■ 1903, April 22 Naps (2) at Detroit (4)

Harry Bay	CF
Bill Bradley	3B
Nap Lajoie	2B
Charlie Hickman	1B
Elmer Flick	RF
Jack McCarthy	LF
John Gochnaur	SS
Harry Bemis	CA
Addie Joss	P

■ 1904, April 14 Naps (6) at Chicago (1)

Elmer Flick	RF
Harry Bay	CF
Bill Bradley	3B
Nap Lajoie	2B
Charlie Hickman	1B
Billy Lush	LF
Terry Turner	SS
Harry Bemis	CA
Bill Bernhard	P

■ 1905, April 15 Detroit (2) at Naps (6)

Rube Vinson	LF
Harry Bay	CF
Jim Jackson	RF
Nap Lajoie	2B
Bill Bradley	3B
Terry Turner	SS
Charlie Carr	1B
Harry Bemis	CA
Earl Moore	P

■ 1906, April 17 Naps (3) at St. Louis (1)

Harry Bay	CF
Bill Bradley	3B
Elmer Flick	RF
Nap Lajoie	2B
Terry Turner	SS
Jim Jackson	LF
George Stovall	1B
Fritz Buelow	CA
Otto Hess	P

■ 1907, April 11 Naps (0) at Detroit (2)

Elmer Flick	CF
George Stovall	1B
Terry Turner	SS
Nap Lajoie	2B
Bunk Congalton	RF
Bill Bradley	3B
Joe Birmingham	LF
Nig Clarke	CA
Glenn Liebhardt	P

■ 1908, April 14 St. Louis (2) at Naps (1)

Nig Clarke	LF
Bill Bradley	3B
George Stovall	1B
Nap Lajoie	2B
Terry Turner	SS
Nig Clarke	CA
Joe Birmingham	CF
Bill Hinchman	RF
Addie Joss	P

■ 1909, April 14 Naps (4) at St. Louis (2)

J Clarke	LF
Bill Bradley	3B
Terry Turner	SS
Nap Lajoie	2B
George Stovall	1B
N Clarke	CA
Bris Lord	CF
Bill Hinchman	RF
Addie Joss	P

■ 1910, April 14 Naps (9) at Detroit (7)

Art Kruger	LF
Bill Bradley	3B
Terry Turner	2B
Nap Lajoie	1B
Bris Lord	RF
Nig Clarke	CA
Joe Birmingham	CF
Neal Ball	SS
Addie Joss	P

■ 1911, April 12 Naps (3) at St. Louis (12)

Jack Graney	LF
Terry Turner	3B
Joe Jackson	CF
Nap Lajoie	2B
Ted Easterly	RF
George Stovall	1B
Syd Smith	CA
Ivy Olson	SS
Fred Blanding	P

■ 1912, April 11 Detroit (2) at Naps (3)

Hank Butcher	LF
Ivy Olson	SS
Joe Jackson	CF
Nap Lajoie	2B
Buddy Ryan	RF
Eddie Hohnhorst	1B
Terry Turner	3B
Ted Easterly	CA
Willie Mitchell	P

■ 1913, April 11 Chicago (1) at Naps (3)

Doc Johnston	1B
Ray Chapman	SS
Ivy Olson	3B
Joe Jackson	RF
Nap Lajoie	2B
Joe Birmingham	CF
Jack Graney	LF
Grover Land	CA
Veau Gregg	P

■ 1914, April 14 Naps (2) at Chicago (5)

Doc Johnston	1B
Terry Turner	3B
Joe Jackson	RF
Nap Lajoie	2B
Jack Graney	LF
Ivy Olson	SS
Joe Birmingham	CF
Steve O'Neill	CA
Willie Mitchell	P

■ 1915, April 14 Indians (5) at Detroit (1)

Nemo Leibold	CF
Terry Turner	2B
Ray Chapman	SS
Joe Jackson	RF
Jack Graney	LF
Walter Barbare	3B
Pete Shields	1B
Steve O'Neill	CA
Willie Mitchell	P

■ 1916, April 12 St. Louis (6) at Indians (1)

Jack Graney	LF
Ray Chapman	SS
Braggo Roth	RF
Tris Speaker	CF
Chick Gandil	1B
Terry Turner	2B
Joe Evans	3B
Steve O'Neill	CA
Willie Mitchell	P

■ 1917, April 11 Indians (6) at Detroit (4)

Jack Graney	LF
Ray Chapman	SS
Tris Speaker	CF
Braggo Roth	RF
Bill Wambsgans	2B
Lou Guisto	1B
Terry Turner	3B
Steve O'Neill	CA
Stan Coveleski	P

■ 1918, April 18 Detroit (2) at Indians (6)

Ed Miller	RF
Ray Chapman	SS
Tris Speaker	CF
Braggo Roth	LF
Bill Wambsgans	2B
Marty Kavanagh	1B
Terry Turner	3B
Steve O'Neill	CA
Stan Coveleski	P

■ 1919, April 25 Indians (2) at Detroit (4)

Jack Graney	LF
Ray Chapman	SS
Tris Speaker	CF
Elmer Smith	RF
Larry Gardner	3B
Bill Wambsgans	2B
Doc Johnston	1B
Steve O'Neill	CA
Stan Coveleski	P

■ 1920, April 14 St. Louis (0) at Indians (5)

Jack Graney	LF
Ray Chapman	SS
Tris Speaker	CF
Elmer Smith	RF
Larry Gardner	3B
Bill Wambsgans	2B
Doc Johnston	1B
Steve O'Neill	CA
Stan Coveleski	P

■ 1921, April 13 Indians (2) at St. Louis (4)

Charlie Jamieson	LF
Doc Johnston	1B
Tris Speaker	CF
Elmer Smith	RF
Larry Gardner	3B
Joe Sewell	SS
Riggs Stephenson	2B
Steve O'Neill	CA
Stan Coveleski	P

■ 1922, April 12 Detroit (4) at Indians (7)

Joe Evans	LF
Bill Wambsgans	2B
Tris Speaker	CF
Stuffy McInnis	1B
Joe Sewell	SS
Larry Gardner	3B
Joe Wood	RF
Les Nunamaker	CA
Guy Morton	P

■ 1923, April 18 Chicago (5) at Indians (6)

Charlie Jamieson	LF
Bill Wambsgans	2B
Tris Speaker	CF
Lou Guisto	1B
Homer Summa	RF
Joe Sewell	SS
Rube Lutzke	3B
Steve O'Neill	CA
Stan Coveleski	P

■ 1924, April 15 Indians (3) at Detroit (4)

Charlie Jamieson	LF
Riggs Stephenson	2B
Tris Speaker	CF
Joe Sewell	SS
George Burns	1B
Homer Summa	RF
Rube Lutzke	3B
Glenn Myatt	CA
Joe Shaute	P

1901-2017 OPENING DAY LINE-UPS (continued)

<p>■ 1925, April 14 Indians (21) at St. Louis (14)</p> <p>Charlie Jamieson LF Freddy Spurgeon 3B Tris Speaker CF Joe Sewell SS Glenn Myatt CA Riggs Stephenson RF Ray Knobe 1B Chick Fawceter 2B Sherry Smith P</p>	<p>■ 1931, April 14 Chicago (4) at Indians (5)</p> <p>Johnny Burnett 3B Lew Fonseca 1B Earl Averill CF Johnny Hodapp 2B Bibb Falk RF Bob Seeds LF Bill Hunnefield SS Luka Sewell CA Wes Ferrell P</p>	<p>■ 1937, April 20 Indians (3) at Detroit (4)</p> <p>Lyn Lary SS Roy Hughes 3B Earl Averill CF Hal Trosky 1B Moose Solters LF Odell Hale 2B Bruce Campbell RF Frankie Pytlak CA Mel Harder P</p>	<p>■ 1943, April 21 Detroit (0) at Indians (1)</p> <p>Lou Boudreau SS Hank Edwards CF Ken Keltner 3B Jeff Heath LF Roy Cullenbine RF Otto Denning 1B Buddy Rosar CA Ray Mack 2B Jim Bagby P</p>
<p>■ 1926, April 13 Indians (2) at Detroit (1)</p> <p>Charlie Jamieson LF Freddy Spurgeon 2B Tris Speaker CF Joe Sewell SS George Burns 1B Homer Summa RF Rube Lutzke 3B Luka Sewell CA George Uhle P</p>	<p>■ 1932, April 13 Indians (6) at Detroit (5)</p> <p>Dick Porter RF Johnny Hodapp 2B Earl Averill CF Ed Morgan 1B Joe Vosmik LF Willie Kamm 3B Luka Sewell CA Ed Montague SS Wes Ferrell P</p>	<p>■ 1938, April 19 St. Louis (6) at Indians (2)</p> <p>Lyn Lary SS Bruce Campbell RF Odell Hale 2B Moose Solters LF Earl Averill CF Hal Trosky 1B Ken Keltner 3B Frankie Pytlak CA Johnny Allen P</p>	<p>■ 1944, April 19 Indians (1) at Chicago (3)</p> <p>Lou Boudreau SS Mike Rocco 1B Roy Cullenbine RF Paul O'Dea LF Ken Keltner 3B Pat Seerey CF Rusty Peters 2B Jim McDonnell CA Al Smith P</p>
<p>■ 1927, April 12 Chicago (2) at Indians (3)</p> <p>Charlie Jamieson LF Freddy Spurgeon 2B Homer Summa RF George Burns 1B Joe Sewell SS Bernie Neis CF Luka Sewell CA Rube Lutzke 3B George Uhle P</p>	<p>■ 1933, April 12 Indians (4) at Detroit (1)</p> <p>Dick Porter RF Bill Knickerbocker SS Earl Averill CF Bill Cissell 2B Joe Vosmik LF Ed Morgan 1B Willie Kamm 3B Roy Spencer CA Clint Brown P</p>	<p>■ 1939, April 21 Detroit (1) at Indians (5)</p> <p>Skeeter Webb SS Ben Chapman CF Earl Averill RF Jeff Heath LF Hal Trosky 1B Ken Keltner 3B Frankie Pytlak CA Jim Shilling 2B Bob Feller P</p>	<p>■ 1945, April 17 Chicago (5) at Indians (2)</p> <p>Mike Rocco 1B Myril Hoag CF Eddie Carnett RF Lou Boudreau SS Pat Seerey LF Roy Cullenbine 3B Al Chiocki 2B Hank Ruskowski CA Allie Reynolds P</p>
<p>■ 1928, April 11 Indians (8) at Chicago (2)</p> <p>Charlie Jamieson LF Lew Fonseca 2B Ed Morgan CF Joe Sewell SS George Burns 1B Homer Summa RF Johnny Hodapp 3B Luka Sewell CA George Uhle P</p>	<p>■ 1934, April 17 St. Louis (2) at Indians (5)</p> <p>Sam Rice RF Frankie Pytlak CA Earl Averill CF Joe Vosmik LF Hal Trosky 1B Willie Kamm 3B Eddie Moore 2B Bill Knickerbocker SS Oral Hildebrand P</p>	<p>■ 1940, April 16 Indians (1) at Chicago (0)</p> <p>Lou Boudreau SS Roy Weatherly CF Ben Chapman RF Hal Trosky 1B Jeff Heath LF Ken Keltner 3B Rollie Hemsley CA Ray Mack 2B Bob Feller P</p>	<p>■ 1946, April 16 Indians (1) at Chicago (0)</p> <p>George Case LF Bob Lemon CF Hank Edwards RF Les Fleming 1B Ken Keltner 3B Lou Boudreau SS Frankie Hayes CA Ray Mack 2B Bob Feller P</p>
<p>■ 1929, April 16 Detroit (4) at Indians (5)</p> <p>Jackie Tavener SS Carl Lind 2B Earl Averill CF Joe Sewell 3B Dick Porter RF Lew Fonseca 1B Charlie Jamieson LF Luka Sewell CA Joe Shaute P</p>	<p>■ 1935, April 16 Indians (2) at St. Louis (1)</p> <p>Roy Hughes SS Joe Vosmik LF Earl Averill CF Hal Trosky 1B Odell Hale 3B Bruce Campbell RF Boze Berger 2B Glenn Myatt CA Mel Harder P</p>	<p>■ 1941, April 15 Chicago (4) at Indians (3)</p> <p>Roy Weatherly CF Ken Keltner 3B Lou Boudreau SS Hal Trosky 1B Gee Walker LF Jeff Heath RF Ray Mack 2B Rollie Hemsley CA Bob Feller P</p>	<p>■ 1947, April 15 Chicago (2) at Indians (0)</p> <p>Hal Peck RF Dale Mitchell CF Lou Boudreau SS Eddie Robinson 1B Joe Gordon 2B Pat Seerey LF Ken Keltner 3B Jim Hegan CA Bob Feller P</p>
<p>■ 1930, April 17 Indians (7) at Chicago (8)</p> <p>Dick Porter RF Joe Sewell 3B Earl Averill CF Lew Fonseca 1B Bibb Falk LF Johnny Hodapp 2B Luka Sewell CA Jonah Goldman SS Willis Hudlin P</p>	<p>■ 1936, April 14 Detroit (3) at Indians (0)</p> <p>Bill Knickerbocker SS Roy Hughes 2B Earl Averill CF Joe Vosmik LF Hal Trosky 1B Bruce Campbell RF Frankie Pytlak CA Boze Berger 3B Mel Harder P</p>	<p>■ 1942, April 14 Indians (5) at Detroit (2)</p> <p>Roy Weatherly CF Oris Hockett RF Ken Keltner 3B Jeff Heath LF Les Fleming 1B Lou Boudreau SS Ray Mack 2B Gene Desautels CA Jim Bagby P</p>	<p>■ 1948, April 20 St. Louis (0) at Indians (4)</p> <p>Thurman Tucker CF Larry Doby RF Lou Boudreau SS Joe Gordon 2B Eddie Robinson 1B Allie Clark LF Ken Keltner 3B Jim Hegan CA Bob Feller P</p>

■ **1949, April 19**
Indians (1) at St. Louis (5)

Dale Mitchell	LF
Larry Doby	CF
Lou Boudreau	SS
Joe Gordon	2B
Mickey Vernon	1B
Ken Keltner	3B
Bob Kennedy	RF
Jim Hegan	CA
Bob Feller	P

■ **1950, April 18**
Detroit (7) at Indians (6)

Dale Mitchell	LF
Larry Doby	CF
Mickey Vernon	1B
Luke Easter	RF
Joe Gordon	2B
Lou Boudreau	SS
Al Rosen	3B
Jim Hegan	CA
Bob Lemon	P

■ **1951, April 17**
Indians (2) at Detroit (1)

Dale Mitchell	LF
Bobby Avila	2B
Luke Easter	1B
Al Rosen	3B
Larry Doby	CF
Bob Kennedy	RF
Ray Boone	SS
Jim Hegan	CA
Bob Lemon	P

■ **1952, April 15**
Indians (3) at Chicago (2)

Harry Simpson	RF
Bobby Avila	2B
Larry Doby	CF
Luke Easter	1B
Al Rosen	3B
Jim Fridley	LF
Ray Boone	SS
Jim Hegan	CA
Early Wynn	P

■ **1953, April 14**
Chicago (0) at Indians (6)

Ray Boone	SS
Bobby Avila	2B
Larry Doby	CF
Luke Easter	1B
Al Rosen	3B
Dale Mitchell	LF
Harry Simpson	RF
Jim Hegan	CA
Bob Lemon	P

■ **1954, April 13**
Indians (8) at Chicago (2)

Bobby Avila	2B
Dave Philley	RF
Bill Glynn	1B
Al Rosen	3B
Larry Doby	CF
Wally Westlake	LF
George Strickland	SS
Jim Hegan	CA
Early Wynn	P

■ **1955, April 12**
Chicago (1) at Indians (5)

Al Smith	RF
Bobby Avila	2B
Larry Doby	CF
Al Rosen	3B
Ralph Kiner	LF
Vic Wertz	1B
George Strickland	SS
Jim Hegan	CA
Bob Lemon	P

■ **1956, April 17**
Indians (1) at Chicago (2)

Gene Woodling	LF
Bobby Avila	2B
Al Smith	RF
Al Rosen	3B
Vic Wertz	1B
Jim Busby	CF
Chico Carrasquel	SS
Jim Hegan	CA
Bob Lemon	P

■ **1957, April 16**
Chicago (3) at Indians (2)

Al Smith	CF
Bobby Avila	3B
Vic Wertz	1B
Rocky Colavito	RF
Roger Maris	LF
Chico Carrasquel	SS
Jim Hegan	CA
George Strickland	2B
Herb Score	P

■ **1958, April 15**
Kansas City (5) at Indians (0)

Chico Carrasquel	SS
Roger Maris	RF
Minnie Minoso	LF
Larry Doby	CF
Mickey Vernon	1B
Russ Nixon	CA
Fred Hatfield	3B
Billy Moran	2B
Herb Score	P

■ **1959, April 10**
Indians (6) at Kansas City (4)

Jimmy Piersall	CF
Billy Martin	2B
Minnie Minoso	LF
Rocky Colavito	RF
Russ Nixon	CA
Vic Power	1B
Woody Held	3B
George Strickland	SS
Gary Bell	P

■ **1960, April 19**
Detroit (4) at Indians (2)

John Temple	2B
Harvey Kuenn	CF
Walter Bond	RF
Tito Francona	LF
Russ Nixon	CA
Vic Power	1B
Woody Held	SS
Bubba Phillips	3B
Gary Bell	P

■ **1961, April 11**
Indians (9) at Detroit (5)

John Temple	2B
Tito Francona	LF
Jimmy Piersall	CF
Willie Kirkland	RF
Woody Held	SS
Vic Power	1B
Bubba Phillips	3B
Johnny Romano	CA
Jim Perry	P

■ **1962, April 10**
Indians (4) at Boston (0)

Ty Cline	CF
Tito Francona	1B
Chuck Essegian	LF
Willie Kirkland	RF
Johnny Romano	CA
Woody Held	SS
Bubba Phillips	3B
Jerry Kindall	2B
Dick Donovan	P

■ **1963, April 9**
Indians (5) at Minnesota (4)

Vic Davallillo	CF
Tony Martinez	SS
Tito Francona	LF
Fred Whitfield	1B
Johnny Romano	CA
Ellis Burton	RF
Max Alvis	3B
Woodie Held	2B
Jim Grant	P

■ **1964, April 14**
Minnesota (7) at Indians (6)

Dick Howser	SS
Vic Davallillo	CF
Leon Wagner	LF
Max Alvis	3B
Fred Whitfield	1B
Tito Francona	RF
Johnny Romano	CA
Woody Held	2B
Jim Grant	P

■ **1965, April 13**
Indians (7) at California (1)

Dick Howser	SS
Chuck Hinton	1B
Leon Wagner	LF
Rocky Colavito	RF
Max Alvis	3B
Vic Davallillo	CF
Larry Brown	2B
Joe Azcue	CA
Ralph Terry	P

■ **1966, April 11**
Indians (5) at Washington (2)

Vic Davallillo	CF
Max Alvis	3B
Leon Wagner	LF
Rocky Colavito	RF
Chuck Hinton	1B
Pedro Gonzalez	2B
Larry Brown	SS
Del Crandall	CA
Sam McDowell	P

■ **1967, April 11**
Indians (3) at Kansas City (4)

Vic Davallillo	CF
Max Alvis	3B
Leon Wagner	LF
Fred Whitfield	1B
Chuck Hinton	RF
Gus Gil	2B
Duke Sims	CA
Larry Brown	SS
Sam McDowell	P

■ **1968, April 10**
Indians (9) at Chicago (0)

Tommy Harper	LF
Vern Fuller	2B
Jose Cardenal	CF
Duke Sims	CA
Tony Horton	1B
Vic Davallillo	RF
Max Alvis	3B
Larry Brown	SS
Sonny Siebert	P

■ **1969, April 8**
Indians (2) at Detroit (6)

Jose Cardenal	CF
Larry Brown	SS
Richie Scheinblum	RF
Tony Horton	1B
Jimmie Hall	LF
Joe Azcue	CA
Zoilo Versalles	3B
Vern Fuller	2B
Luis Tiant	P

■ **1970, April 7**
Baltimore (8) at Indians (2)

Ted Ford	RF
Ted Uhlaender	CF
Roy Foster	LF
Tony Horton	1B
Ray Fosse	CA
Jack Heidemann	SS
Graig Nettles	3B
Eddie Leon	2B
Sam McDowell	P

■ **1971, April 6**
Indians (2) at Detroit (8)

Larry Brown	SS
Graig Nettles	3B
Alan Foster	LF
Ray Fosse	CA
Ken Harrelson	1B
Eddie Leon	2B
Ted Ford	RF
Buddy Bradford	CF
Steve Hargan	P

■ **1972, April 15**
Milwaukee (5) at Indians (1)

Dell Unser	CF
Eddie Leon	2B
Alex Johnson	LF
Graig Nettles	3B
Chris Chambliss	1B
Ray Fosse	CA
Buddy Bell	RF
Frank Duffy	SS
Gaylord Perry	P

1901-2017 OPENING DAY LINE-UPS (continued)

■ 1973, April 7

Detroit (1) at Indians (2)

Rosendo Torres	RF
George Hendrick	CF
Chris Chambliss	1B
John Ellis	DH
Charlie Spikes	LF
Dave Duncan	CA
Buddy Bell	3B
Jack Brohamer	2B
Leo Cardenas	SS
Gaylord Perry	P

■ 1974, April 6

Indians (1) at New York (6)

John Lowenstein	LF
Oscar Gamble	DH
George Hendrick	CF
John Ellis	CA
Charlie Spikes	RF
Chris Chambliss	1B
Buddy Bell	3B
Frank Duffy	SS
Angel Hermoso	2B
Gaylord Perry	P

■ 1975, April 8

New York (3) at Indians (5)

Oscar Gamble	LF
Frank Robinson	DH
George Hendrick	CF
Charlie Spikes	RF
Boog Powell	1B
John Ellis	CA
Buddy Bell	3B
Jack Brohamer	2B
Ed Crosby	SS
Gaylord Perry	P

■ 1976, April 10

Detroit (3) at Indians (1)

Rick Manning	CF
Duane Kuiper	2B
Buddy Bell	3B
Boog Powell	1B
George Hendrick	RF
Rico Carty	DH
Charlie Spikes	LF
Alan Ashby	CA
Frank Duffy	SS
Dennis Eckersley	P

■ 1977, April 7

Indians (5) at Boston (4)

Rick Manning	CF
Duane Kuiper	2B
Jim Norris	RF
Rico Carty	DH
Andre Thornton	1B
Bill Melton	3B
Buddy Bell	LF
Ray Fosse	CA
Frank Duffy	SS
Dennis Eckersley	P

■ 1978, April 8

Kansas City (5) at Indians (8)

Paul Dade	RF
Duane Kuiper	2B
Johnny Grubb	LF
Andre Thornton	1B
Willie Horton	DH
Larvell Blanks	SS
Buddy Bell	3B
Rick Manning	CF
Ron Pruitt	CA
Wayne Garland	P

■ 1979, April 5

Boston (7) at Indians (1)

Toby Harrah	3B
Jim Norris	DH
Bobby Bonds	RF
Andre Thornton	1B
Gary Alexander	CA
Ted Cox	LF
Duane Kuiper	2B
Tom Verzyzer	SS
Horace Speed	CF
Rick Wise	P

■ 1980, April 11

Indians (2) at California (10)

Rick Manning	CF
Toby Harrah	3B
Mike Hargrove	1B
Gary Alexander	DH
Jorge Orta	RF
Ron Hassey	CA
Joe Charboneau	LF
Duane Kuiper	2B
Tom Verzyzer	SS
Dan Spillner	P

■ 1981, April 11

Milwaukee (5) at Indians (3)

Miguel Dilone	DH
Rick Manning	CF
Mike Hargrove	1B
Joe Charboneau	LF
Toby Harrah	3B
Jorge Orta	RF
Bo Diaz	CA
Alan Bannister	2B
Tom Verzyzer	SS
Bert Blyleven	P

■ 1982, April 10

Texas (8) at Indians (3)

Miguel Dilone	LF
Toby Harrah	3B
Mike Hargrove	1B
Andre Thornton	DH
Bake McBride	RF
Ron Hassey	CA
Rick Manning	CF
Jack Perconte	2B
Jerry Dybzinski	SS
Rick Waits	P

■ 1983, April 4

Indians (8) at Oakland (5)

Mike Hargrove	1B
Toby Harrah	3B
Bake McBride	RF
Andre Thornton	DH
George Vukovich	LF
Manny Trillo	2B
Rick Manning	CF
Ron Hassey	CA
Julio Franco	SS
Rick Sutcliffe	P

■ 1984, April 3

Indians (9) at Texas (1)

Brett Butler	CF
Tony Bernazard	2B
Julio Franco	SS
Andre Thornton	DH
Pat Tabler	1B
Brook Jacoby	3B
Ron Hassey	CA
George Vukovich	RF
Otis Nixon	LF
Rick Sutcliffe	P

■ 1985, April 8

Indians (4) at Detroit (5)

Brett Butler	CF
Julio Franco	SS
Mel Hall	LF
Joe Carter	DH
Pat Tabler	1B
Brook Jacoby	3B
George Vukovich	RF
Chris Bando	CA
Tony Bernazard	2B
Bert Blyleven	P

■ 1986, April 7

Indians (6) at Baltimore (4)

Brett Butler	CF
Joe Carter	RF
Julio Franco	SS
Andre Thornton	DH
Brook Jacoby	3B
Pat Tabler	1B
Tony Bernazard	2B
Mel Hall	LF
Andy Allanson	CA
Ken Schrom	P

■ 1987, April 6

Indians (3) at Toronto (7)

Tony Bernazard	2B
Brett Butler	CF
Julio Franco	SS
Joe Carter	LF
Andre Thornton	DH
Brook Jacoby	3B
Pat Tabler	1B
Cory Snyder	RF
Chris Bando	CA
Tom Candiotti	P

■ 1988, April 4

Indians (3) at Texas (4)

Julio Franco	2B
Willie Upshaw	1B
Pat Tabler	DH
Joe Carter	CF
Mel Hall	LF
Brook Jacoby	3B
Cory Snyder	RF
Jay Bell	SS
Andy Allanson	CA
Greg Swindell	P

■ 1989, April 3

Milwaukee (1) at Indians (2)

Oddibe McDowell	LF
Jerry Browne	2B
Joe Carter	CF
Pete O'Brien	1B
Cory Snyder	RF
Dave Clark	DH
Brook Jacoby	3B
Andy Allanson	CA
Felix Fermin	SS
Greg Swindell	P

■ 1990, April 12

Indians (4) at New York (6)

Mitch Webster	CF
Jerry Browne	2B
Candy Maldonado	LF
Cory Snyder	RF
Keith Hernandez	1B
Chris James	DH
Brook Jacoby	3B
Sandy Alomar	CA
Rafael Santana	SS
Bud Black	P

■ 1991, April 8

Indians (2) at Kansas City (4)

Alex Cole	CF
Jerry Browne	2B
Chris James	DH
Albert Belle	LF
Sandy Alomar	CA
Brook Jacoby	1B
Carlos Baerga	3B
Felix Fermin	SS
Mitch Webster	RF
Greg Swindell	P

■ 1992, April 6

Indians (0) at Baltimore (2)

Kenny Lofton	CF
Glenallen Hill	DH
Carlos Baerga	2B
Albert Belle	LF
Paul Sorrento	1B
Mark Whiten	RF
Sandy Alomar	CA
Brook Jacoby	3B
Mark Lewis	SS
Charles Nagy	P

■ 1993, April 5

New York (9) at Indians (1)

Kenny Lofton	CF
Felix Fermin	SS
Carlos Baerga	2B
Albert Belle	LF
Paul Sorrento	1B
Reggie Jefferson	DH
Carlos Martinez	3B
Glenallen Hill	RF
Sandy Alomar	CA
Charles Nagy	P

■ 1994, April 4

Seattle (3) at Indians (4)

Kenny Lofton	CF
Omar Vizquel	SS
Carlos Baerga	2B
Albert Belle	LF
Eddie Murray	1B
Candy Maldonado	DH
Sandy Alomar	CA
Manny Ramirez	RF
Mark Lewis	3B
Dennis Martinez	P

■ 1995, April 27

Indians (11) at Texas (6)

Kenny Lofton	CF
Omar Vizquel	SS
Carlos Baerga	2B
Albert Belle	LF
Eddie Murray	DH
Jim Thome	3B
Manny Ramirez	RF
Paul Sorrento	1B
Tony Pena	CA
Dennis Martinez	P

■ 1996, April 2

New York (7) at Indians (1)

Kenny Lofton	CF
Omar Vizquel	SS
Carlos Baerga	2B
Albert Belle	LF
Eddie Murray	DH
Julio Franco	1B
Manny Ramirez	RF
Sandy Alomar	CA
Scott Leius	3B
Dennis Martinez	P

■ **1997, April 2**
Indians (9) at Oakland (7)

Marquis Grissom	CF
Omar Vizquel	SS
Jim Thome	1B
Matt Williams	3B
David Justice	LF
Manny Ramirez	RF
Julio Franco	2B
Kevin Mitchell	DH
Sandy Alomar	CA
Charles Nagy	P

■ **1998, March 31**
Indians (10) at Seattle (9)

Kenny Lofton	CF
Omar Vizquel	SS
Shawon Dunston	DH
Manny Ramirez	RF
Geronimo Berroa	LF
Travis Fryman	3B
Sandy Alomar	CA
Jeff Manto	1B
Enrique Wilson	2B
Charles Nagy	P

■ **1999, April 6**
Indians (5) at Anaheim (6)

Kenny Lofton	CF
Omar Vizquel	SS
Roberto Alomar	2B
Jim Thome	1B
Manny Ramirez	RF
David Justice	LF
Travis Fryman	3B
Wilfredo Cordero	DH
Sandy Alomar	CA
Jaret Wright	P

■ **2000, April 3**
Indians (4) at Baltimore (1)

Kenny Lofton	CF
Omar Vizquel	SS
Roberto Alomar	2B
Manny Ramirez	RF
Jim Thome	1B
Richie Sexson	DH
David Justice	LF
Travis Fryman	3B
Sandy Alomar	CA
Bartolo Colon	P

■ **2001, April 2**
Chicago (7) at Indians (4)

Kenny Lofton	CF
Omar Vizquel	SS
Roberto Alomar	2B
Juan Gonzalez	RF
Ellis Burks	LF
Jim Thome	1B
Wil Cordero	DH
Russell Branyan	3B
Einar Diaz	CA
Bartolo Colon	P

■ **2002, March 31**
Indians (6) at Anaheim (0)

Matt Lawton	RF
Omar Vizquel	SS
Ellis Burks	DH
Jim Thome	1B
Travis Fryman	3B
Ricky Gutierrez	2B
Milton Bradley	CF
Russell Branyan	LF
Einar Diaz	CA
Bartolo Colon	P

■ **2003, March 31**
Indians (5) at Baltimore (6)

Milton Bradley	CF
Omar Vizquel	SS
Matt Lawton	LF
Ellis Burks	DH
Karim Garcia	RF
Travis Hafner	1B
Casey Blake	3B
Josh Bard	CA
Brandon Phillips	2B
CC Sabathia	P

■ **2004, April 5**
Indians (4) at Minnesota (7)

Matt Lawton	LF
Omar Vizquel	SS
Jody Gerut	RF
Ben Broussard	1B
Casey Blake	3B
Victor Martinez	CA
Travis Hafner	DH
Ron Belliard	2B
Coco Crisp	CF
CC Sabathia	P

■ **2005, April 4**
Indians (0) at Chicago (1)

Coco Crisp	CF
Ronnie Belliard	2B
Travis Hafner	DH
Victor Martinez	CA
Aaron Boone	3B
Casey Blake	RF
Ben Broussard	1B
José Hernandez	LF
Jhonny Peralta	SS
Jake Westbrook	P

■ **2006, April 12**
Indians (4) at Chicago (10)

Grady Sizemore	CF
Jason Michaels	LF
Jhonny Peralta	SS
Travis Hafner	DH
Victor Martinez	CA
Eduardo Pérez	1B
Ronnie Belliard	2B
Aaron Boone	3B
Casey Blake	RF
CC Sabathia	P

■ **2007, April 2**
Indians (12) at Chicago (5)

Grady Sizemore	CF
Trot Nixon	RF
Travis Hafner	DH
Victor Martinez	CA
Casey Blake	1B
David Dellucci	LF
Jhonny Peralta	SS
Josh Barfield	2B
Andy Marte	3B
CC Sabathia	P

■ **2008, March 31**
Chicago (8) at Indians (10)

Grady Sizemore	CF
Jason Michaels	LF
Travis Hafner	DH
Victor Martinez	CA
Jhonny Peralta	SS
Ryan Garko	1B
Asdrúbal Cabrera	2B
Franklin Gutierrez	RF
Casey Blake	3B
CC Sabathia	P

■ **2009, April 6**
Indians (1) at Texas (9)

Grady Sizemore	CF
Mark DeRosa	3B
Victor Martinez	1B
Travis Hafner	DH
Jhonny Peralta	SS
Shin-Soo Choo	RF
Kelly Shoppach	CA
Ben Francisco	LF
Asdrúbal Cabrera	2B
Cliff Lee	P

■ **2010, April 5**
Indians (0) at White Sox (6)

Asdrúbal Cabrera	SS
Grady Sizemore	CF
Shin-Soo Choo	RF
Travis Hafner	DH
Jhonny Peralta	3B
Matt LaPorta	1B
Mark Grudzielanek	2B
Lou Marson	CA
Michael Brantley	LF
Jake Westbrook	P

■ **2011, April 1**
Chicago (15) at Indians (10)

Michael Brantley	CF
Asdrúbal Cabrera	SS
Shin-Soo Choo	RF
Carlos Santana	CA
Travis Hafner	DH
Orlando Cabrera	2B
Austin Kearns	LF
Matt LaPorta	1B
Jack Hannahan	3B
Roberto Hernandez*	P

■ **2012, April 5 (16.0P)**
Toronto (7) at Indians (4)

Michael Brantley	CF
Asdrúbal Cabrera	SS
Shin-Soo Choo	RF
Carlos Santana	CA
Travis Hafner	DH
Shelley Duncan	LF
Casey Kotchman	1B
Jason Kipnis	2B
Jack Hannahan	3B
Justin Masterson	P

■ **2013, April 2**
Indians (4) at Toronto (1)

Michael Bourn	CF
Asdrúbal Cabrera	SS
Jason Kipnis	2B
Nick Swisher	1B
Michael Brantley	LF
Carlos Santana	CA
Mark Reynolds	DH
Lonnie Chisenhall	3B
Drew Stubbs	RF
Justin Masterson	P

■ **2014, March 31**
Indians (2) at Oakland (0)

Nyjer Morgan	CF
Nick Swisher	1B
Jason Kipnis	2B
Carlos Santana	3B
Michael Brantley	LF
Ryan Raburn	DH
Asdrúbal Cabrera	SS
David Murphy	RF
Yan Gomes	CA
Justin Masterson	P

■ **2015, April 6**
Indians (0) at Houston (2)

Michael Bourn	CF
Jason Kipnis	2B
Michael Brantley	LF
Carlos Santana	1B
Yan Gomes	CA
Brandon Moss	RF
Ryan Raburn	DH
Lonnie Chisenhall	3B
José Ramirez	SS
Corey Kluber	P

■ **2016, April 5**
Boston (6) at Indians (2)

Rajai Davis	CF
Jason Kipnis	2B
Francisco Lindor	SS
Mike Napoli	1B
Carlos Santana	DH
Yan Gomes	CA
Marlon Byrd	LF
Juan Uribe	3B
Collin Cowgill	R
Corey Kluber	P

■ **2017, April 3**
Indians (8) at Texas (5)

Carlos Santana	DH
Francisco Lindor	SS
Michael Brantley	LF
Edwin Encarnación	1B
José Ramirez	2B
Yan Gomes	C
Tyler Naquin	CF
Yandy Diaz	3B
Abraham Almonte	RF
Corey Kluber	P

AWARDS

MOST VALUABLE PLAYER AWARD (1931-2017)*

George Burns, 1926

Al Rosen, 1953

Lou Boudreau, 1948

* Known as "League Award" from 1922-28

CY YOUNG AWARD (1956-2017)

Gaylord Perry, 1972

CC Sabathia, 2007

Cliff Lee, 2008

Corey Kluber, 2014 & 2017

AMERICAN LEAGUE ROOKIE OF THE YEAR (1947-2017)

Herb Score, P 1955

Joe Charboneau, OF 1980

Chris Chambliss, 1B 1971

Sandy Alomar, C 1990

AMERICAN LEAGUE MANAGER OF THE YEAR (1983-2017)

Eric Wedge, 2007

Terry Francona, 2013 & 2016

ROLAIDS AMERICAN LEAGUE RELIEVER OF THE YEAR

Jose Mesa, 1995

RAWLINGS GOLD GLOVE WINNERS (1957-2017)

1958	Vic Power 1B	1990	Sandy Alomar C	1998	Omar Vizquel SS
1959	Vic Power 1B	1993	Kenny Lofton OF	1999	Roberto Alomar 2B
1959	Minnie Minoso OF	1994	Kenny Lofton OF	1999	Omar Vizquel SS
1960	Vic Power 1B	1994	Omar Vizquel SS	2000	Roberto Alomar 2B
1961	Vic Power 1B	1995	Kenny Lofton OF	2000	Omar Vizquel SS
1961	Jimmy Piersall OF	1995	Omar Vizquel SS	2000	Travis Fryman 3B
1964	Vic Davalillo OF	1996	Kenny Lofton OF	2001	Roberto Alomar 2B
1970	Ray Fosse C	1996	Omar Vizquel SS	2001	Omar Vizquel SS
1971	Ray Fosse C	1997	Omar Vizquel SS	2007	Grady Sizemore OF
1976	Rick Manning OF	1997	Matt Williams 3B	2008	Grady Sizemore OF
				2016	Francisco Lindor SS

SPORTING NEWS/HILLERICH AND BRADSBY SILVER SLUGGER WINNERS (1980-2017)

1984	Andre Thornton DH	1996	Jim Thome 3B	#2004	Victor Martínez C
1988	Julio Franco 2B	1997	Matt Williams 3B	2008	Grady Sizemore OF
1993	Albert Belle OF	1997	David Justice OF	2011	Asdrúbal Cabrera SS
1993	Carlos Baerga 2B	1999	Roberto Alomar 2B	2014	Michael Brantley OF
1994	Carlos Baerga 2B	1999	Manny Ramírez OF	2014	Yan Gomes C
1994	Albert Belle OF	2000	Roberto Alomar 2B	2017	José Ramírez 3B
1995	Albert Belle OF	2000	Manny Ramírez OF	2017	Francisco Lindor SS
1995	Manny Ramírez OF	2001	Juan González OF		
1996	Albert Belle OF				

Shared award with Detroit's Ivan Rodriguez

THE SPORTING NEWS AWARDS

MAJOR LEAGUE PLAYER OF THE YEAR (1936-2017)

Johnny Allen	1937	Al Rosen.....	1953
Bob Feller	1940	Albert Belle.....	1995
Lou Boudreau	1948		

AMERICAN LEAGUE PLAYER OF THE YEAR (1944-1991)

Lou Boudreau	1948	Al Rosen.....	1953
Luke Easter	1952	Bobby Avila	1954

AMERICAN LEAGUE ROOKIE PLAYER OF THE YEAR (1946-2017)

Roy Foster	1970	Sandy Alomar, Jr.....	1990
Chris Chambliss.....	1971	Jody Gerut.....	2003
Joe Charboneau.....	1980		

AMERICAN LEAGUE PITCHER OF THE YEAR (1944-2017)

Bob Lemon.....	1948	Dick Donovan.....	1962
Bob Lemon.....	1950	Sam McDowell	1970
Bob Feller.....	1951	CC Sabathia	2007
Bob Lemon.....	1954	Cliff Lee	2008
		Corey Kluber	2016

AMERICAN LEAGUE ROOKIE PITCHER OF THE YEAR (1946-2017)

Herb Score.....	1955	Julian Tavarez	1995
Dick Tidrow	1972	CC Sabathia.....	2001
Dennis Eckersley	1975		

AMERICAN LEAGUE FIREMAN OF THE YEAR (1960-2010)

Jose Mesa, 1995

Joe Borowski, 2007

COMEBACK PLAYER OF THE YEAR (1965-2017)

Andre Thornton, 1982

Cliff Lee, 2008

MAJOR LEAGUE EXECUTIVE OF THE YEAR (1936-2017)

Bill Veeck, 1948

John Hart, 1994 and 1995

Mark Shapiro, 2005 and 2007

Chris Antonetti, 2017

AMERICAN LEAGUE MANAGER OF THE YEAR (1936-2017)

Mike Hargrove, 1995

Eric Wedge, 2007

Terry Francona, 2016 and 2017

MAJOR LEAGUE ALL-STAR TEAM (SPORTING NEWS, 1925-2017)

George Burns, 1b.....	1926	Sam McDowell, lhp.....	1970
Joe Sewell, ss.....	1926	Gaylord Perry, rhp.....	1972
George Uhle, p.....	1926	Tony Bernazard, 2b.....	1986
Wes Farrell, p.....	1930	Carlos Baerga, 2b.....	1993
Earl Averill, of.....	1931	Albert Belle, of.....	1993
Earl Averill, of.....	1932	Albert Belle, of.....	1994
Earl Averill, of.....	1934	Carlos Baerga, 2b.....	1995
Earl Averill, of.....	1936	Albert Belle, of.....	1995
Bob Feller, p.....	1939	Jim Thome, 3b.....	1995
Bob Feller, p.....	1940	Albert Belle, of.....	1996
Bob Feller, p.....	1941	Jim Thome, 3b.....	1996
Bob Feller, p.....	1946	Matt Williams, 3b.....	1997
Joe Gordon, 2b.....	1947	David Justice, of.....	1997
Lou Boudreau, ss.....	1947	Roberto Alomar, 2b.....	1999
Bob Feller, p.....	1947	Manny Ramírez, of.....	1999
Joe Gordon, 2b.....	1948	Roberto Alomar, 2b.....	2000
Lou Boudreau, ss.....	1948	Travis Fryman, 3b.....	2000
Bob Lemon, p.....	1948	Jim Thome, 1b.....	2001
Larry Doby, of.....	1950	Juan Gonzalez, of.....	2001
Bob Lemon, p.....	1950	CC Sabathia, p.....	2007
Al Rosen, 3b.....	1953	Cliff Lee, p.....	2008
Bobby Avila, 2b.....	1954	Grady Sizemore, of.....	2008
Al Rosen, 3b.....	1954	Asdrúbal Cabrera, ss.....	2011
Bob Lemon, p.....	1954	Michael Brantley, of.....	2014
Minnie Minoso, of.....	1959	Francisco Lindor, ss.....	2016
Dick Donovan, p.....	1962	Corey Kluber, p.....	2016
Fred Whitfield, 1b.....	1965	Francisco Lindor, ss.....	2017
Ray Fosse, c.....	1970	José Ramírez, 3b.....	2017

A.L. HANK AARON AWARD WINNER (HITS + HR + RBI)

Manny Ramírez, 1999

INDIANS ALL-TIME RBI LEADERS BY POSITION (SINGLE-SEASON)

Pos.	Player	Year	No.
C	Victor Martinez	2004	101
1B	Hal Trosky	1936	162
2B	Joe Gordon	1948	124
SS	Joe Sewell	1923	109
3B	Al Rosen	1953	145
LF	Albert Belle	1996	142
CF	Earl Averill	1931	143
RF	Manny Ramírez	1999	165
DH	Travis Hafner	2006	110

CLEVELAND BWAA BOB FELLER "MAN OF THE YEAR" AWARD

1946	Bill Veeck	1964	Don McMahon	1982	Andre Thornton Toby Harrah	2000	Travis Fryman
1947	Lou Boudreau	1965	Rocky Colavito	1983	Rick Sutcliffe	2001	Roberto Alomar
1948	Gene Bearden	1966	Sonny Siebert	1984	Bert Blyleven	2002	Jim Thome
1949	Bob Lemon	1967	Max Alvis	1985	Brett Butler	2003	Jody Gerut
1950	Larry Doby	1968	Luis Tiant	1986	Joe Carter	2004	Victor Martínez
1951	Bob Feller	1969	Sam McDowell	1987	Brook Jacoby	2005	Travis Hafner
1952	Mike Garcia Bob Lemon Early Wynn	1970	Ray Fosse Sam McDowell	1988	Doug Jones	2006	Grady Sizemore
1953	Al Rosen	1971	Graig Nettles	1989	Jerry Browne	2007	CC Sabathia
1954	Bobby Avila	1972	Gaylord Perry	1990	Doug Jones	2008	Cliff Lee
1955	Al Smith	1973	Buddy Bell	1991	Carlos Baerga	2009	Shin-Soo Choo
1956	Vic Wertz	1974	Gaylord Perry Jim Perry	1992	Carlos Baerga	2010	Shin-Soo Choo
1957	Gene Woodling	1975	Dave LaRoche	1993	Albert Belle	2011	Asdrubal Cabrera
1958	Rocky Colavito	1976	Rico Carty	1994	no award	2012	Vinnie Pestano
1959	Tito Francona	1977	Duane Kuiper	1995	Jose Mesa	2013	Justin Masterson
1960	Jim Perry	1978	Andre Thornton	1996	Albert Belle	2014	Corey Kluber
1961	Mel Harder	1979	Dave Garcia	1997	Sandy Alomar	2015	Michael Brantley
1962	Dick Donovan	1980	Mike Hargrove	1998	Manny Ramirez	2016	José Ramírez
1963	Max Alvis	1981	Mike Hargrove	1999	Robbie Alomar Manny Ramirez	2017	Corey Kluber

CLEVELAND BWAA "FRANK GIBBONS/STEVE OLIN GOOD GUY" AWARD

1968	Alvin Dark	1980	Rick Manning	1992	Felix Fermin	2005	Aaron Boone
1969	Lou Klimchuck	1981	Mike Seghi	1993	Cy Buynak	2006	Paul Byrd
1970	Larry Brown	1982	Dennis Sommers	1994	no award	2007	Mark Shapiro
1971	Hank Peters	1983	Don McMahon	1995	Jim Thome	2008	Luis Isaac
1972	Dino Lucarelli	1984	Andre Thornton	1996	Omar Vizquel	2009	Jamey Carroll
1973	Bob Gill	1985	Mike Hargrove	1997	Orel Hershiser	2010	Manny Acta
1974	Harold Bossard Marshall Bossard	1986	Johnny Goryl	1998	Luis Isaac	2011	Chris Perez
1975	Boog Powell	1987	Andre Thornton	1999	Dave Burba	2012	Manny Acta
1976	Jim Warfield	1988	Doc Edwards	2000	Sandy Alomar	2013	Jason Giambi
1977	Cy Buynak	1989	Tom Candiotti Bud Black	2001	Charles Nagy	2014	Terry Francona
1978	Duane Kuiper	1990	Brook Jacoby	2002	Joel Skinner	2015	Mike Aviles
1979	Sid Monge	1991	Mike Hargrove	2003	Ellis Burks	2016	Terry Francona
				2004	Casey Blake	2017	Josh Tomlin

WAHOO CLUB PLAYER OF THE YEAR

(Announced by Wahoo Club. Voted by players 1963-2015; fan vote 2016-present)

2017	José Ramírez	1998	Manny Ramirez	1979	Andre Thornton
2016	Francisco Lindor	1997	Sandy Alomar	1978	Andre Thornton Duane Kuiper
2015	Jason Kipnis	1996	Charles Nagy	1977	Buddy Bell
2014	Corey Kluber	1995	Albert Belle	1976	Alan Ashby
2013	Jason Kipnis		Jose Mesa	1975	Frank Duffy
2012	Vinnie Pestano	1994	Kenny Lofton	1974	John Ellis
2011	Asdrubal Cabrera	1993	Albert Belle	1973	Gaylord Perry
2010	Shin-Soo Choo	1992	Carlos Baerga	1972	Graig Nettles
2009	Shin-Soo Choo	1991	Carlos Baerga	1971	Ray Fosse
2008	Cliff Lee Grady Sizemore	1990	Doug Jones	1970	Sam McDowell
2007	Victor Martínez	1989	Jerry Browne	1969	Jose Cardenal
2006	Grady Sizemore Travis Hafner	1988	Joe Carter	1968	Stan Williams
2005	Bob Wickman	1986	Joe Carter	1967	Joe Azcue
2004	Victor Martínez	1985	Brett Butler	1966	Larry Brown
2003	Jody Gerut	1984	Rick Sutcliffe		(renamed after Cobbledick in 1966)
2002	Jim Thome	1983	Andre Thornton	1965	Dick Howser
2001	Roberto Alomar	1982	Jerry Dybzinski	1964	Fred Whitfield
2000	Travis Fryman	1981	Mike Hargrove	1963	Jerry Kindall
1999	Manny Ramirez	1980	Toby Harrah		

INDIANS ALL-TIME CAREER TOP TEN IN BATTING

GAMES	AT BATS	RUNS	HITS
Turner.....1619	Lajoie.....6034	Averill.....1154	Lajoie.....2052
Lajoie.....1614	Averill.....5909	Speaker.....1079	Speaker.....1965
Boudreau.....1560	Turner.....5787	Lofton.....975	Averill.....1903
Hegan.....1526	Boudreau.....5754	Jamieson.....942	Sewell.....1800
Speaker.....1519	Vizquel.....5708	Thome.....928	Jamieson.....1753
Keltner.....1513	Keltner.....5655	Vizquel.....906	Boudreau.....1706
Sewell.....1513	Sewell.....5621	Lajoie.....865	Vizquel.....1616
Averill.....1510	Jamieson.....5551	Sewell.....857	Keltner.....1561
Jamieson.....1483	Speaker.....5546	Boudreau.....823	Lofton.....1512
Vizquel.....1478	Lofton.....5045	Doby.....808	Turner.....1472

DOUBLES	TRIPLES	HOME RUNS	TOTAL BASES
Speaker.....486	Averill.....121	Thome.....337	Averill.....3200
Lajoie.....424	Speaker.....108	Belle.....242	Speaker.....2886
Averill.....377	Flick.....106	Ramirez.....236	Lajoie.....2725
Sewell.....375	Jackson.....89	Averill.....226	Thome.....2667
Boudreau.....367	Heath.....83	Trosky.....216	Keltner.....2494
Keltner.....306	Chapman.....81	Doby.....215	Trosky.....2406
Jamieson.....296	Graney.....79	Thornton.....214	Boudreau.....2392
Vizquel.....288	Lajoie.....78	Hafner.....200	Sewell.....2391
Trosky.....287	Turner.....77	Rosen.....192	Jamieson.....2251
Thome.....263	Bradley.....74	Colavito.....190	Vizquel.....2162
	Jamieson.....74		

RUNS BATTED IN	WAR POS PLAYERS#	STOLEN BASES	WALKS
Averill.....1084	Lajoie.....80.0	Lofton.....452	Thome.....1008
Thome.....937	Speaker.....74.2	Vizquel.....279	Speaker.....857
Lajoie.....919	Boudreau.....61.7	Turner.....254	Boudreau.....766
Trosky.....911	Lofton.....48.5	Lajoie.....240	Santana.....726
Speaker.....886	Averill.....47.9	Chapman.....238	Averill.....725
Sewell.....868	Thome.....47.9	Flick.....207	Graney.....712
Keltner.....850	Sewell.....45.6	Bay.....165	Doby.....703
Ramirez.....804	Doby.....43.4	Butler.....164	Thornton.....685
Doby.....776	Turner.....38.9	Bradley.....157	J.Sewell.....654
Belle.....751	Bradley.....35.1	Speaker.....155	Jamieson.....627

SLUGGING PCT.*	BATTING AVERAGE*	ON-BASE PCT.*	ON-BASE + SLUGGING*
Ramirez.....592	Jackson.....375	Speaker.....444	Ramirez.....998
Belle.....580	Speaker.....354	Jackson.....441	Jackson.....983
Thome.....566	Lajoie.....340	Thome.....414	Thome.....980
Trosky.....551	Burns.....327	Ramirez.....407	Speaker.....965
Jackson.....542	Morgan.....323	R. Alomar.....405	Belle.....949
Averill.....542	R. Alomar.....323	Morgan.....405	Averill.....940
Justice.....526	Averill.....322	Averill.....399	Trosky.....930
Speaker.....520	Sewell.....320	Sewell.....398	R. Alomar.....920
R. Alomar.....515	Hodapp.....318	Hargrove.....396	Justice.....918
Hafner.....509	Jamieson.....316	Justice.....392	Morgan.....898

#Source: Baseball-Reference

**Based on 2,000 career plate appearances with Cleveland*

INDIANS ALL-TIME SINGLE SEASON TOP TEN IN BATTING

GAMES	AT BATS	RUNS	HITS
Wagner (1964)163	Carter (1986)..... 663	Averill (1931).....140	Jackson (1911)233
Sizemore (2006/07) .. 162	Lofton (1996).....662	R. Alomar (1999).....138	Averill (1936)232
Howser (1964).....162	Franco (1984)..... 658	Speaker (1920).....137	Lajoie (1910).....227
Colavito (1965).....162	Baerga (1992)657	Averill (1936)136	Jackson (1912)226
Harrah (1982).....162	Sizemore (2006) 655	Sizemore (2006)134	Hodapp (1930)225
Carter (1986/89).....162	Rocco (1944)..... 653	Speaker (1923).....133	Jamieson (1923)..... 222
Alvis (1967)161	Carter (1989)..... 651	Lofton (1996).....132	Speaker (1923).....218
Butler (1986).....161	Lindor (2017).....651	M. Ramírez (1999) ...131	Burns (1926).....216
Thornton (1982).....161	Lind (1928) 650	Jamieson (1923).....130	Vosmik (1935)216
Baerga (1992)161	Jamieson (1923)..... 644	Averill (1934)128	Trosky (1936)216
Jacoby (1985).....161	Lary (1937)..... 644		

DOUBLES	TRIPLES	HOME RUNS	TOTAL BASES
Burns (1926).....64	Jackson (1912).....26	Thome (2002).....52	Trosky (1936)405
Speaker (1923).....59	Mitchell (1949).....23	Belle (1995)50	Averill (1936) 385
J. Ramírez (2017).....56	Bradley (1903).....22	Thome (2001).....49	Belle (1995).....377
Sizemore (2006)53	Flick (1906).....22	Belle (1996)48	Belle (1996).....375
Speaker (1921).....52	Vosmik (1935)20	M. Ramírez (1998).....45	Trosky (1934)374
Speaker (1926).....52	Heath (1941).....20	M. Ramírez (1999)44	Rosen (1953).....367
Belle (1995).....52	Jackson (1911)19	Rosen (1953).....43	Averill (1931).....361
Lajoie (1910).....51	Flick (1905).....18	Hafner (2006).....42	Averill (1932)359
Burns (1927).....51	Flick (1907).....18	Trosky (1936)42	Morgan (1930).....351
Hodapp (1930)51	Heath (1938)18	Colavito (1959)42	Speaker (1923)..... 350

RUNS BATTED IN	EXTRA BASE HITS	STOLEN BASES	WALKS
M. Ramírez (1999) ...165	Belle (1995)103	Lofton (1996).....75	Thome (1999).....127
Trosky (1936)162	Trosky (1936)96	Lofton (1993).....70	Thome (1996).....123
Belle (1996)148	Sizemore (2006)92	Lofton (1992).....66	Thome (2002).....122
Rosen (1953).....145	J. Ramírez (2017).....91	Dilone (1980).....61	Thome (1997).....120
M. Ramírez (1998) ...145	Trosky (1934)89	Lofton (1994).....60	Thome (2000)118
Averill (1931).....143	Belle (1996)89	Lofton (1995).....54	Santana (2014).....113
Trosky (1934)142	Speaker (1923).....87	Lofton (1998).....54	Thome (2001).....111
González (2001).....140	Averill (1934)85	Chapman (1917).....52	Hargrove (1980).....111
Morgan (1930).....136	Morgan (1930).....84	Butler (1984).....52	Thornton (1982).....109
Speaker (1923).....130	Averill (1932)83	Roth (1917).....51	Santana (2015).....108

SLUGGING PCT.*	BATTING AVERAGE *	ON-BASE PCT. *	ON-BASE + SLUGGING *
Belle (1994)714	Jackson (1911)408	Speaker (1920).....483	M. Ramírez (2000) .1154
M. Ramírez (2000) ...697	Jackson (1912)395	Speaker (1925).....479	Belle (1994)1.152
Belle (1995)690	Speaker (1925)389	Speaker (1922)474	Thome (2002).....1.122
Thome (2002).....677	Speaker (1920).....388	Speaker (1916).....470	M. Ramírez (1999) .1.105
M. Ramírez (1999) ..663	Speaker (1916).....386	Speaker (1923).....469	Hafner (2006).....1.097
Hafner (2006)659	Lajoie (1910).....384	Jackson (1911)468	Belle (1995)1.091
Trosky (1936)644	Speaker (1923).....380	Jackson (1913)460	Speaker (1922).....1.080
Averill (1936)627	Speaker (1922).....378	Jackson (1912)458	Speaker (1923).....1.079
Thome (2001).....624	Averill (1936)378	M. Ramírez (2000) ..457	Averill (1936)1.065
Belle (1996)623	Lajoie (1904)376	Sewell (1923).....456	Thome (1996).....1.062

*Minimum of 500 at-bats or qualified for batting title

YEAR-BY-YEAR BATTING STATS

YEAR	AVG	AB	R	H	2B	3B	HR	SLG	SB
1901	.271	4833	667	1311	197	68	12	.348	125
1902	@.289	4840	686	@1401	248	68	33	.389	140
1903	.265	4773	639	1265	@231	*95	31	.373	175
1904	@.260	5152	@647	1340	@225	90	27	@.354	178
1905	@.255	5166	567	@1318	211	@72	18	.334	188
1906	@.279	@5425	@663	@1514	@240	73	12	@.357	203
1907	.241	5068	530	1221	182	68	11	.310	193
1908	.239	5108	568	1221	188	58	18	.309	177
1909	.241	5048	493	1216	173	81	10	.313	174
1910	.244	@5390	548	1316	188	64	9	.308	189
1911	.282	5321	691	1501	@238	81	20	.369	209
1912	.273	5132	677	1403	219	77	12	.353	194
1913	.268	5031	633	1349	206	74	16	.348	191
1914	.245	@5157	538	1262	178	70	10	.312	167
1915	.240	5034	539	1210	169	79	20	.317	138
1916	.250	5064	630	1264	@233	66	16	.331	160
1917	.245	4994	584	1224	@218	64	13	.322	*210
1918	@.260	4166	@504	1084	@176	@67	9	@.341	@165
1919	.278	4565	636	1268	@254	72	24	@.381	113
1920	.303	5196	@857	1574	@300	*95	35	.417	73
1921	*.308	5383	925	1656	@355	90	42	.430	51
1922	.292	5293	768	1544	@320	73	32	.398	90
1923	@.301	5290	@888	@1594	@301	75	59	.420	79
1924	.296	5332	755	1580	306	59	41	.399	85
1925	.297	5436	782	1613	285	58	52	.399	90
1926	.289	5293	738	1529	@333	49	27	.386	88
1927	.283	5202	668	1471	@321	52	26	.379	65
1928	.285	@5386	674	1535	299	61	34	.382	50
1929	.294	5187	717	1525	294	79	62	.417	75
1930	.304	5439	890	1654	@358	59	72	.431	51
1931	.296	5445	885	1612	@321	69	71	.419	63
1932	.285	5412	845	1544	@310	74	78	.413	52
1933	.261	5240	654	1366	218	77	50	.360	36
1934	.287	5396	814	1550	340	46	100	.423	52
1935	.284	5534	776	1573	@324	77	93	.421	63
1936	@.304	@5646	921	@1715	@357	82	123	.461	66
1937	.280	5353	817	1499	304	76	103	.423	78
1938	.281	5356	847	1506	@300	@89	113	.434	83
1939	.280	5316	797	1490	@291	@79	85	.413	72
1940	.265	5361	710	1422	287	61	101	.398	53
1941	.256	5283	677	1350	249	@84	103	.393	63
1942	.253	5317	590	1344	223	58	50	.345	69
1943	.255	5269	600	1344	@246	45	55	.350	47
1944	.266	@5481	643	@1458	270	50	70	.372	48
1945	.255	4898	557	1249	216	48	65	.359	19
1946	.245	5242	537	1285	233	56	79	.356	57
1947	.259	@5367	687	1392	@234	51	112	.385	29
1948	@.282	@5446	840	@1534	242	54	@155	.431	54
1949	.260	5221	675	1358	194	58	112	.384	44
1950	.269	5263	806	1417	222	46	@164	.422	40

YEAR	AVG	AB	R	H	2B	3B	HR	SLG	SB
1951	.256	5250	696	1346	208	35	@140	.389	52
1952	.262	5330	@763	1399	211	49	@148	@.404	46
1953	.270	5285	770	1426	201	29	@160	.410	33
1954	.262	5222	746	1368	188	39	@156	.403	30
1955	.257	5146	698	1325	195	31	148	.394	28
1956	.244	5148	712	1256	199	23	153	.381	40
1957	.252	5171	682	1304	199	26	140	.382	40
1958	.258	5201	694	1340	210	31	161	.403	50
1959	@.263	5288	@745	1390	216	25	@167	@.408	33
1960	.267	@5296	667	@1415	218	20	127	.388	58
1961	@.266	@5609	737	@1493	@257	39	150	.406	34
1962	.245	5484	682	1341	202	22	180	.388	35
1963	.239	5496	635	1314	214	29	169	.381	59
1964	.247	5603	689	1386	208	22	164	.380	@79
1965	.250	5469	663	1367	198	21	156	.379	109
1966	.237	5474	574	1300	156	25	155	.360	53
1967	.235	5461	559	1282	213	35	131	.359	53
1968	.234	5416	516	1266	210	36	75	.327	115
1969	.237	5365	573	1272	173	24	119	.345	85
1970	.249	5463	649	1358	197	23	183	.394	25
1971	.238	5467	543	1303	200	20	109	.342	57
1972	.234	5207	472	1220	187	18	91	.330	49
1973	.256	5592	680	1429	205	29	@158	.387	60
1974	.255	5474	662	1395	201	19	131	.370	79
1975	.261	5404	688	1409	201	25	@153	.392	106
1976	.263	5412	615	1423	189	38	85	.359	75
1977	.269	5491	676	1476	221	46	100	.380	87
1978	.261	5365	639	1400	223	45	106	.379	64
1979	.258	5376	760	1388	206	29	138	.384	143
1980	.277	5470	738	1517	221	40	89	.381	118
1981	.263	3507	431	922	150	21	39	.351	@119
1982	.262	5559	683	1458	225	32	109	.373	151
1983	.265	5476	704	1451	249	31	86	.369	109
1984	.265	5643	761	1498	222	39	123	.384	126
1985	.265	5527	729	1465	254	31	116	.385	132
1986	@.284	*5702	@831	@1620	270	@45	157	@.430	@141
1987	.263	5606	742	1476	267	30	187	.422	140
1988	.261	5505	666	1435	235	28	134	.387	97
1989	.245	5463	604	1340	221	26	127	.365	74
1990	.267	5485	732	1465	266	41	110	.391	107
1991	.254	5470	576	1390	236	26	79	.350	84
1992	.266	5620	674	1495	227	24	127	.383	144
1993	.275	5619	790	1547	264	31	141	.409	159
1994	.290	4022	@679	@1165	@240	20	@167	*@.484	131
1995	@.291	5028	@840	@1461	279	23	@207	@.479	@132
1996	@.293	5681	952	@1665	335	23	218	.475	160
1997	.286	5556	868	1589	301	22	220	.467	118
1998	.272	5616	850	1530	334	30	198	.448	143
1999	.289	5634	*@1009	1629	309	32	209	.467	@147
2000	@.288	5683	950	1639	310	30	*221	.470	113

YEAR	AVG	AB	R	H	2B	3B	HR	SLG	SB
2001	.278	5600	897	1559	294	37	212	.458	79
2002	.249	5423	739	1349	255	26	192	.412	52
2003	.254	5572	699	1413	296	26	158	.401	86
2004	.276	5676	858	1565	345	29	184	.444	94
2005	.271	5609	790	1522	337	30	207	.453	62
2006	.280	5619	870	1576	351	27	196	.457	55
2007	.268	5604	811	1504	305	27	178	.428	72
2008	.262	5543	805	1455	339	22	171	.424	77
2009	.264	5568	773	1468	314	28	161	.417	84
2010	.248	5487	646	1362	290	20	128	.378	91
2011	.250	5509	704	1380	290	26	154	.396	89
2012	.251	5525	667	1385	266	24	136	.381	110
2013	.255	5465	745	1391	290	23	171	.410	117
2014	.253	5575	669	1411	284	23	142	.389	104
2015	.256	5439	669	1395	303	29	141	.401	86
2016	.262	5484	777	1435	308	29	185	.430	@134
2017	.263	5511	818	1449	333	29	212	.449	88

* Team Record. @ Led League

TEAM HOME RUN RECORDS

Most Grand Slam Homers (14) — 2006 (Tied MLB record)
 Most Pinch-Hit Homers (9) — 1965 and 1970
 Most Homers in a Game (8) — at Milwaukee (April 25, 1997), at Seattle (July 16, 2004)
 Consecutive Game Home Run Streak (19) — 2000 (May 7-28)
 Most Homers in Consecutive Games (40 in 19 games) — 2000

INDIANS WHO HAVE HIT FOR THE CYCLE

Name	Date	Opponent
Bill Bradley	September 24, 1903	at Washington
Earl Averill	August 17, 1933	vs. Philadelphia
Odell Hale	July 12, 1938	at Washington
Larry Doby	June 4, 1952	at Boston
Tony Horton	July 2, 1970	at Baltimore
Andre Thornton	April 22, 1978	at Boston
Travis Hafner	August 14, 2003	at Minnesota
Rajai Davis	July 2, 2016	at Toronto

INDIANS WHO HAVE HIT HOMERS IN FIRST AT BAT OF THE SEASON

Charlie Jamieson, 1925 Julio Franco, 1988 Grady Sizemore, 2007

INDIANS WHO HAVE HIT HOMERS IN FIRST M.L. AT BAT

Earl Averill — April 16, 1929 vs. Detroit
 Jay Bell — September 29, 1986 at Minnesota
 Kevin Kouzmanoff — September 2, 2006 at Texas

INDIANS WHO HAVE HAD 8 OR MORE RBI IN ONE GAME

Chris James (9), on May 4, 1991	Pat Seerey (8), on July 13, 1945
Lonnie Chisenhall (9), on June 9, 2014	Bill Glynn (8), on July 5, 1954 (G1)
Earl Averill (8), on July 12, 1930	Manny Ramírez (8), on September 24, 1999
	Ben Broussard (8), on April 27, 2006 vs. Boston

TEAM BATTING LEADERS 1901-2017

	HOME RUNS	BATTING AVERAGE ¹	DOUBLES	TRIPLES
1901	Beck.....6	McCarthy......321	Bradley......28	Bradley......13
1902	Bradley.....11	Hickman......378	Bradley......39	Bradley......12
1903	Hickman.....12	Lajoie......344*	Lajoie......41	Bradley......22
1904	Lajoie, Flick.....6	Lajoie......376*	Lajoie......49*	Flick......17
1905	Turner, Flick.....4	Flick......308*	Bradley......34	Flick......18*
1906	Congalton.....3	Lajoie......355	Lajoie......48*	Flick......22*
1907	Flick......3	Flick......302	Lajoie......30	Flick......18*
1908	Hinchman.....6	Stovall......292	Lajoie......32	Hinchman......8
1909	Hinchman, Stovall...2	Lajoie......324	Lajoie......33	Hinchman......13
1910	Lajoie......4	Lajoie......384	Lajoie......51*	Graney......9
<hr/>				
1911	Jackson......7	Jackson......408	Jackson......45	Jackson......19
1912	Jackson......3	Jackson......395	Jackson......44	Jackson......26*
1913	Jackson......7	Jackson......373	Jackson......39*	Jackson......17
1914	Jackson......3	Jackson......338	Jackson......22	Jackson......13
1915	Roth......4*	Jackson......331	Smith......23	Chapman......17
1916	Graney......5	Speaker......386*	Graney, Speaker...41*	Graney......14
1917	Graney, Smith.....3	Speaker......352	Speaker......42	Chapman......13
1918	Wood......5	Speaker......318	Speaker......33*	Roth......12
1919	Smith......9	Johnston......305	Speaker......38	Speaker......12
1920	Smith......12	Speaker......388	Speaker......50*	Speaker, Wambsgans, Gardner......11
<hr/>				
1921	Smith......16	Speaker......362	Speaker......52*	Speaker, Gardner...14
1922	Speaker......11	Speaker......378	Speaker......48*	Jamieson......11
1923	Speaker......17	Speaker......380	Speaker......59*	Jamieson......12
1924	Speaker......9	Jamieson......359	Sewell.....(b) 45*	Speaker......9
1925	Speaker......12	Speaker......389	Burns......41	Myatt......9
1926	Speaker......7	Burns......358	Burns......64*	Speaker......8
1927	Hodapp......5	Burns......319	Burns......51	Fonseca, Summa...7
1928	Burns......5	J. Sewell......323	Lind......42	L. Sewell......9
1929	Averill......18	Fonseca......369*	Fonseca......44	Fonseca......15
1930	Morgan......26	Hodapp......354	Hodapp......51*	Morgan......11
<hr/>				
1931	Averill......32	Morgan......351	Vosmik, Averill.....36	Vosmik......14
1932	Averill......32	Cisell......320	Porter......42	Averill......14
1933	Averill......11	Averill......301	Averill......39	Averill......16
1934	Trosky......35	Vosmik......341	Averill......48	Trosky......9
1935	Trosky......26	Vosmik......348	Vosmik......47*	Vosmik......20*
1936	Trosky......42	Averill......378	Hale......50	Averill.....(c)15*
1937	Trosky......32	Solters......323	Lary......46	Averill, Solters, Campbell......11
1938	Keltner......26	Heath......343	Trosky......40	Heath......18*
1939	Trosky......25	Trosky......335	Keltner......35	Campbell......13
1940	Trosky......25	Weatherly......303	Boudreau......46	Weatherly......11

¹ Batting Averages are based on 400 plate appearances.

* Led American League, (a) Hit 7 to lead league (3 with Chicago), (b) Tied with Heilman of Detroit,

(c) Tied with DiMaggio and Rolfe of New York

TEAM BATTING LEADERS, 1901-2017 (continued)

	HOME RUNS	BATTING AVERAGE ¹	DOUBLES	TRIPLES
1941	Heath.....24	Heath......340	Boudreau.....45*	Heath.....20*
1942	Fleming.....14	Fleming......292	Heath.....37	Heath.....13
1943	Heath.....18	Cullenbine......289	Hockett.....33	Boudreau.....7
1944	Cullenbine.....16	Boudreau......327*	Boudreau.....45*	Keltner.....9
1945	Heath.....15	Meyer......292	Meyer.....29	Meyer.....8
1946	Seerey.....26	Edwards......301	Edwards.....33	Edwards.....16*
1947	Gordon.....29	Mitchell......316	Boudreau.....45*	Mitchell.....10
1948	Gordon.....32	Boudreau......355	Boudreau.....34	Doby.....9
1949	Doby.....24	Mitchell......317	Vernon.....27	Mitchell.....23*
1950	Rosen.....37*	Doby......326	Mitchell, Kennedy...27	Boone.....6
1951	Easter.....27	Avila......304	Rosen.....30	Mitchell.....7
1952	Doby.....32*	Mitchell......323	Rosen.....32	Avila.....11*
1953	Rosen.....43*	Rosen......336	Rosen.....27	Rosen, Doby.....5
1954	Doby.....32*	Avila......341*	Smith.....29	Hegan.....7
1955	Doby.....26	Smith......306	Smith.....27	Doby, Strickland...5
1956	Wertz.....32	Smith......274	Smith.....26	Smith.....5
1957	Wertz.....28	Woodling......321	Colavito.....26	Smith, Maris.....5
1958	Colavito.....41	Colavito......303	Colavito.....26	Power.....6
1959	Colavito.....42(e)	Francona......363	Minoso.....32	Power.....6
1960	Held.....21	Kuenn......308	Francona.....36*	Piersall.....4
1961	Kirkland.....27	Piersall......322	Power.....34	Francona.....8
1962	Romano.....25	Francona......272	Francona.....28	Cline, Francona...5
1963	Alvis.....22	Alvis......274	Alvis.....32	Alvis.....7
1964	Wagner.....31	Chance......279	Davalillo.....26	Howser.....4
1965	Wagner.....28	Davalillo......301	Colavito.....25	Hinton.....6
1966	Colavito.....30	Wagner......279	Alvis.....22	Davalillo.....4
1967	Alvis.....21	Davalillo......287	Alvis.....23	Azcue, Davalillo...5
1968	Horton.....14	Maye......281	Horton.....29	Cardenal.....7
1969	Harrelson, Horton...27	Horton......278	Cardenal.....26	Harrelson, Horton...4
1970	Nettles.....26	Fosse......307	Pinson.....28	Pinson.....6
1971	Nettles.....28	Uhlaender......288	Pinson.....23	Pinson, Chambliss...4
1972	Nettles.....17	Chambliss......292	Nettles.....28	McCraw.....5
1973	Spikes.....23	Chambliss......273	Chambliss.....30	Bell.....7
1974	Spikes.....22	Gamble......291	Spikes, Ellis, Hendrick.....23	Ellis.....6
1975	Powell.....27	Carty......308	Duffy.....22	Manning.....5
1976	Hendrick.....25	Carty......310	Carty.....34	Manning, Blanks...7
1977	Thornton.....28	Bochte......304	Bell, Carty, Norris...23	Kuiper.....8
1978	Thornton.....33	Kuiper......283	Bell, Manning.....27	Bell.....8
1979	Thornton.....26	Harrah......279	Thornton.....31	Norris.....6
1980	Charboneau.....23	Dilone......341	Dilone.....30	Dilone.....9
1981	Diaz.....7	Hargrove......317	Hargrove.....21	Dilone.....5
1982	Thornton.....32	Harrah......304	Harrah.....29	Harrah, Milbourne, Perconte...4
1983	Thornton, Thomas...17	Tabler......291	Thornton.....27	Franco.....8
1984	Thornton.....33	Vukovich......304	Thornton.....26	Butler.....9
1985	Thornton.....22	Butler......311	Franco.....33	Butler.....14
1986	Carter.....29	Tabler......326	Carter.....36	Butler.....14*
1987	Snyder.....33	Franco......319	Tabler.....34	Butler.....8

¹Batting Averages are based on 400 plate appearances.

*Led American League, (e) Tied with Killebrew of Washington

	HOME RUNS	BATTING AVERAGE ¹	DOUBLES	TRIPLES
1988	Carter.....27	Franco 303	Carter36	Carter, Franco..... 6
1989	Carter35	Browne 299	Carter32	Jacoby5
1990	Maldonado.....22	James, C. 299	James,Maldonado32	Webster 6
1991	Belle28	Cole 295	Belle 31	Whiten4
1992	Belle 34	Baerga 312	Baerga32	Lofton 8
1993	Belle38	Lofton 325	Belle 36	Lofton8
1994	Belle36	Belle 357	Belle35	Lofton 9
1995	Belle 50*	Murray 323	Belle52(j)	Lofton13*
1996	Belle48	Franco 322	M. Ramírez45	Thome5
1997	Thome40	Justice 329	M. Ramírez40	Grissom, Vizquel...6
1998	M. Ramírez45	M. Ramírez 294	Justice39	Lofton, Vizquel 6
1999	M. Ramírez 44	M. Ramírez, Vizquel.333	R. Alomar40	Sexson7
2000	M. Ramírez38	Ramírez 351	R. Alomar40	Lofton 5
2001	Thome 49	R. Alomar 336	Gonzalez, Diaz, Alomar 34	R. Alomar 12
2002	Thome52	Thome 304	Vizquel31	Vizquel 5
2003	Gerut22	Bradley 321	Blake35	Crisp6
2004	Blake, Hafner28	Hafner 311	Belliard48	Gerut, Broussard ...5
2005	Hafner33	V. Martinez 305	Crisp, Hafner42	Sizemore 11
2006	Hafner42	V. Martinez 316	Sizemore53*	Sizemore 11
2007	V. Martinez25	V. Martinez 301	V. Martinez40	Sizemore 5
2008	Sizemore33	Peralta 276	Peralta42	Sizemore5
2009	Choo20	Cabrera 308	Cabrera42	Choo, Sizemore 6
2010	Choo22	Choo 300	Choo31	3 players3
2011	Santana27	A. Cabrera 273	Santana35	Brantley 4
2012	Santana18	Brantley 288	Choo43	Brantley/Kipnis 4
2013	Swisher22	Brantley 284	Santana39	Bourn6
2014	Santana27	Brantley 327	Brantley45	Bourn10(k)
2015	Santana19	Brantley310	Brantley 45*	Kipnis 7
2016	Santana, Napoli... 34	J. Ramírez312	J. Ramírez46	Chisenhall/Naquin...5
2017	Encarnacion38	J. Ramírez318	J. Ramírez53*	J. Ramírez 6

	HITS	RUNS	RUNS BATTED IN	STOLEN BASES
1901	Pickering.....169	Pickering102	Beck79	Pickering36
1902	Bradley187	Bradley104	Hickman94	Bay, Pickering22
1903	Bay169	Bradley101	Hickman97	Bay 45*
1904	Lajoie208*	Flick97	Lajoie 102*	Bay, Flick 38*
1905	Bay166	Bay90	Flick64	Bay36
1906	Lajoie214*	Flick 98*	Lajoie91	Flick39(h)
1907	Flick166	lick78	Lajoie63	Flick41
1908	Lajoie168	Lajoie77	Lajoie 74	J. Clarke37
1909	Lajoie152	Stovall60	Hinchman53	Stovall25
1910	Lajoie227*	Lajoie94	Lajoie76	Turner31
1911	Jackson233	Jackson126	Jackson83	Jackson41
1912	Jackson226	Jackson121	Jackson, Lajoie90	Jackson35
1913	Jackson197*	Jackson109	Jackson71	Chapman29
1914	Jackson153	Graney63	Jackson53	Chapman24
1915	Chapman154	Chapman101	Chapman, Smith67	Chapman36
1916	Speaker211*	Graney106	Speaker79	Speaker35
1917	Speaker184	Chapman98	Roth72	Chapman52
1918	Speaker150	Chapman84*	Wood66	Roth35
1919	Gardner157	Speaker83	Gardner79	Johnston21
1920	Speaker214	Speaker137	Gardner118	Johnston, Chapman ...13

¹ Batting Averages are based on 400 plate appearances.

* Led American League, (h) Tied with Anderson of Washington, (j) Tied with E. Martinez of Seattle (k) Tied with Eaton of CWS

TEAM BATTING LEADERS, 1901-2017 (continued)

	HITS	RUNS	RUNS BATTED IN	STOLEN BASES
1921	Gardner187	Speaker107	Gardner120	Wambsganss13
1922	Jamieson183	Wambsganss89	Wood92	Wambsganss17
1923	Jamieson222*	Speaker133	Speaker130	Jamieson19
1924	Jamieson213	Sewell99	Sewell106	Jamieson21
1925	Sewell204	Jamieson109	Sewell98	Burns16
1926	Burns216(g)	Spurgeon101	Burns114	J. Sewell17
1927	Sewell180	Burns84	Sewell92	Burns13
1928	Lind191	Lind102	Hodapp73	Lind8
1929	Fonseca209	Averill110	Fonseca103	Fonseca19
1930	Hodapp225*	Morgan122	Morgan136	Averill10
<hr/>				
1931	Averill209	Boudreau95	Averill143	Kamm13
1932	Averill198	Averill116	Averill124	Cissell18
1933	Averill180	Averill83	Averill92	Cissell, Kamm6
1934	Trosky206	Averill128	Trosky142	Pytlak11
1935	Vosmik216*	Averill109	Trosky113	Hale15
1936	Averill232*	Averill136	Trosky162*	Hughes20
1937	Solters190	Averill121	Trosky128	Lary18
1938	Trosky185	Trosky106	Keltner113	Lary23
1939	Keltner191	Chapman101	Trosky104	Chapman18
1940	Boudreau185	Boudreau97	Boudreau101	Chapman13
<hr/>				
1941	Heath199	Boudreau95	Heath123	Heath18
1942	Keltner179	Hockett85	Fleming82	Hockett12
1943	Hockett166	Hockett70	Heath79	Hockett13
1944	Boudreau191	Cullenbine98	Keltner91	Boudreau11
1945	Meyer153	Rocco81	Heath61	Mackiewicz5
1946	Boudreau151	Edwards62	Seerey, Boudreau62	Case28*
1947	Boudreau165	Gordon89	Gordon93	Gordon7
1948	Mitchell204	Boudreau116	Gordon124	Mitchell13
1949	Mitchell203*	Doby106	Doby85	Doby, Mitchell10
1950	Doby164	Doby110	Rosen116	Doby8
<hr/>				
1951	Avila165	Doby84	Easter103	Avila14
1952	Avila179	Doby104*	Rosen105*	Avila12
1953	Rosen201	Rosen115*	Rosen145*	Avila10
1954	Avila189	Avila112	Doby126*	Avila9
1955	Smith186	Smith123*	Rosen81	Smith11
1956	Smith144	Smith87	Wertz106	Avila17
1957	Wertz145	Wertz84	Wertz105	Smith12
1958	Minoso168	Minoso94	Colavito113	Minoso14
1959	Minoso, Power172	Power102	Colavito111	Power9
1960	Power167	Francona84	Power84	Piersall18
<hr/>				
1961	Francona178	Francona87	Kirkland95	Temple9
1962	Francona169	Francona82	Romano81	Kirkland9
1963	Alvis165	Alvis81	Alvis67	Alvis, Howser, Francona9
1964	Howser163	Howser101	Wagner100	Davalillo21
1965	Colavito170	Colavito92	Colavito108	Davalillo26
1966	Wagner153	Wagner70	Whitfield78	Salmon, Hinton10
1967	Alvis163	Alvis66	Alvis70*	Salmon10

* Led American League, (g) Tied with Rice of Washington

	HITS	RUNS	RUNS BATTED IN	STOLEN BASES
1968	Cardenal.....150	Cardenal.....78	Horton.....59	Cardenal.....40
1969	Horton.....174	Harrelson.....83	Horton.....93	Cardenal.....36
1970	Pinson.....164	Nettles.....81	Pinson.....82	Pinson.....7
1971	Nettles.....156	Nettles.....78	Nettles.....86	Pinson.....25
1972	Nettles.....141	Nettles.....65	Nettles.....70	McCraw.....12
1973	Bell.....169	Bell.....86	Spikes.....73	Williams.....9
1974	Spikes.....154	Gamble.....74	Spikes.....80	Lowenstein.....36
1975	Bell.....150	Hendrick.....82	Hendrick, Powell.....86	Manning, Kuiper.....19
1976	Carty.....171	Bell.....75	Carty.....83	Manning.....16
1977	Kuiper.....169	Thornton.....77	Carty.....80	Norris.....26
1978	Bell.....157	Thornton.....97	Thornton.....105	Norris, Manning, Dade.....12
1979	Bonds.....148	Harrah.....99	Thornton.....93	Bonds.....34
1980	Dilone.....180	Harrah.....100	Charboneau.....87	Dilone.....61
1981	Harrah.....105	Harrah.....64	Hargrove.....49	Dilone.....29
1982	Harrah.....183	Harrah.....100	Thornton.....116	Dilone.....33
1983	Franco.....153	Harrah.....81	Franco.....80	Franco.....32
1984	Franco.....188	Butler.....108	Thornton.....99	Butler.....52
1985	Butler.....184	Butler.....106	Franco.....90	Butler.....47
1986	Carter.....200	Carter.....108	Carter.....121*	Butler.....32
1987	Tabler.....170	Butler.....91	Carter.....106	Butler.....33
1988	Franco.....186	Franco.....88	Carter.....98	Carter.....27
1989	Browne.....179	Carter.....84	Carter.....105	Browne.....14
1990	Jacoby.....162	Browne.....92	Maldonado.....95	Cole.....40
1991	Baerga.....171	Baerga.....80	Belle.....95	Cole.....27
1992	Baerga.....205	Lofton.....96	Belle.....112	Lofton.....66*
1993	Baerga.....200	Lofton.....116	Belle.....129*	Lofton.....70*
1994	Lofton.....160*	Lofton.....105	Belle.....101	Lofton.....60*
1995	Baerga.....175	Belle.....121 ^(f)	Belle.....126 ⁽ⁱ⁾	Lofton.....54*
1996	Lofton.....210	Lofton.....132	Belle.....148*	Lofton.....75*
1997	Ramirez.....184	Thome.....104	Williams.....105	Vizquel.....43
1998	Lofton.....169	M. Ramirez.....108	M. Ramirez.....145	Lofton.....54
1999	Vizquel.....191	R. Alomar.....138*	M. Ramirez.....165*	Vizquel.....42
2000	R. Alomar.....189	R. Alomar.....111	M. Ramirez.....122	R. Alomar.....39
2001	R. Alomar.....193	R. Alomar.....113	Gonzalez.....140	R. Alomar.....30
2002	Vizquel.....160	Thome.....101	Thome.....118	Vizquel.....18
2003	Blake.....143	Blake.....80	Gerut.....75	Bradley.....17
2004	Belliard.....169	Lawton.....109	Hafner.....109	Lawton.....23
2005	Sizemore.....185	Sizemore.....111	Hafner.....108	Sizemore.....22
2006	Sizemore.....190	Sizemore.....134*	Hafner.....117	Sizemore.....22
2007	Sizemore.....174	Sizemore.....118	Martinez.....114	Sizemore.....33
2008	Sizemore.....170	Peralta.....104	Sizemore, Garko.....90	Sizemore.....38
2009	Choo.....175	Choo.....87	Choo.....86	Choo.....21
2010	Choo.....165	Choo.....81	Choo.....90	Choo.....22
2011	A. Cabrera.....165	A. Cabrera.....87	A. Cabrera.....92	A. Cabrera.....17
2012	Choo.....169	Choo.....88	Kipnis/Santana.....76	Kipnis.....31
2013	Kipnis.....160	Kipnis.....86	Kipnis.....84	Kipnis.....30
2014	Brantley.....200	Brantley.....94	Brantley.....97	Brantley.....23
2015	Kipnis.....171	Kipnis.....86	Santana.....85	Brantley.....15
2016	Lindor.....182	Lindor.....99	Napoli.....101	Davis.....43*
2017	J. Ramirez.....186	J. Ramirez.....107	Encarnacion.....107	Zimmer.....18

* Led American League, (f) Tied with E. Martinez of Seattle, (i) Tied with Vaughn of Boston

CLUB BATTING/SEASON

Highest batting average.....308, 1921 (154 games)	Most HBP103, 2008 (162 games)
Lowest batting average.....234, 1968 (162 games) 234, 1972 (156 games)	Most bases on balls 743, 1999 (162 games)
Highest slugging pct.484, 1994 (113 games)	Most strikeouts..... 1283, 2013 (162 games)
Lowest slugging pct.308, 1910 (161 games)	Fewest strikeouts 331, 1922 (155 games) 331, 1926 (154 games)
Most games..... 164, 1964	Most stolen bases 210, 1917 (156 games)
Most at-bats5702, 1986 (163 games)	Fewest stolen bases19, 1945 (154 games)
Fewest at-bats..... 4773, 1903 (149 games)	Most caught stealing..... 92, 1920 (154 games)
Most runs1009, 1999 (162 games)	Most grounded into double play165, 1980 (160 games)
Fewest runs..... 472, 1972 (156 games)	Fewest grounded into double play..... 94, 1941 (155 games)
Most hits..... 1715, 1936 (157 games)	Most left on base.....1260, 2000 (162 games)
Fewest hits 1210, 1915 (154 games)	Fewest left on base..... 995, 1959 (154 games)
Most singles 1218, 1925 (155 games)	Most times shutout..... 24, 1914 (153 games)
Most doubles..... 358, 1930 (154 games)	Most .300 hitters 9, 1921
Fewest doubles156, 1966 (162 games)	Most players w/30SB 3,1987 (162 games) 3,1904 (154 games) 3,1917 (154 games)
Most triples..... 95, 1920 (154 games)	Most games held to one hit (or fewer) 4, 1915
Fewest triples..... 18, 1972 (156 games)	Most games held hitless 2, 1910
Most extra-base hits 576, 1996 (161 games)	Most players, 10 HR..... 10, 2009 & 2013 (162 games)
Most total bases..... 2700, 1996 (161 games)	Most players, 20 HR 6, 2001 (162 games)
Most RBI960, 1999 (162 games)	Most players, 100 RBI.....4, 1999 (162 games)
Fewest RBI..... 440, 1972 (156 games)	Most players, 70 RBI..... 7, 2004 (162 games)
Most sacrifices 262, 1917 (156 games)	Most players, 50 RBI..... 9, 2005, 2004, 2001, and 1923
Most sacrifice hits195, 1906 (157 games)	Most players, 250 total bases..... 5, 2005 & 2016
Most sacrifice flies 74, 1980 (160 games)	

500 CONSECUTIVE GAMES

Two players have appeared in more than 500 consecutive games in Tribe history. Joe Sewell holds the club record with 1,103 consecutive games played between Sept. 13, 1922 and April 30, 1930. Beginning in 1931, Earl Averill played in 673 consecutive games.

(Source: **Baseball's 'Iron Men'** by Jerry Sulecki in *Baseball Research Journal* #26, **The Cleveland Indians Encyclopedia**, and **The Biographical Encyclopedia of Baseball**)

CLUB BATTING/GAME, INNING, DH

Most hits, game, 9 inning

29, vs. St. Louis, August 12, 1948 (game 2)

Most hits, game, extra innings*

33, vs. Philadelphia, July 10, 1932 (18 innings)

Most hits, inning

13, at New York (AL), April 18, 2009

Most extra base hits, inning

8, at New York (AL), April 18, 2009

Most hits, pinch-hitter*

4, vs. Chicago, April 22, 1930

4, vs. Boston, September 21, 1967

Most hits, shutout loss

14, vs. Washington, July 10, 1928 lost 9-0,
18 total bases

Fewest hits, extra-inning game*

1, vs. Chicago, September 6, 1903

Most players five or more hits, 9.0 innings

2, vs. New York-AL, July 29, 1928,
May 14, 2014 at Toronto

Most players five or more hits, extra innings

3, vs. Philadelphia, July 10, 1932 (18 innings)

Most plate appearances, inning

17, 2x, last at New York (AL), April 18, 2009

Most players one or more hits, game, 9 innings

14, vs. St. Louis, August 12, 1948

Fewest at bats, game, 9 innings*

23, at Chicago (AL), May 9, 1961

Most runs, inning

14, 2x, at New York (AL), April 18, 2009 (2nd
inning) and vs. Philadelphia, June 18, 1950 (1st
inning)

Most runs, inning by opponent

13, at Philadelphia, June 15, 1925 (8th inning)

Most runs, inning with two out*

13, vs. Boston, July 7, 1923

Most consecutive unanswered runs

35, August 28 to September 1, 2004

Most runs, game

27, vs. Boston, July 7, 1923

* American League Record

Most runs, combined, extra inning game

35, vs. Philadelphia, July 10, 1932 (18 innings)

Most runs, start of game, none out

8, 2x, vs. Kansas City, May 9, 1995 and
vs. Baltimore, July 6, 1954

Most runs, shutout game

22, at New York, August 31, 2004

Most runs, shutout game by opponent

21, at Detroit, September 15, 1901

Most runs, game, both clubs, 9 innings

35, at St. Louis, April 14, 1925, Cleveland 21, St.
Louis 14,

Most runs, doubleheader shutout

23, vs. Boston, June 23, 1931

Most runs, season opener*

21, vs. St. Louis, April 14, 1925

Most at-bats, game, 9 innings

55, at St. Louis, August 12, 1948 (game 2)

Most at-bats, game, extra innings

83, vs. Philadelphia, July 10, 1932

Most players, two or more runs in one inning

5, 2x, at New York (AL), April 18, 2009 and
vs. Philadelphia, June 18, 1950

Runs scored in all 9 innings*

vs. Boston, July 7, 1923, G1 (Did not bat in 9th)

Longest 1-0 game won

15 innings, vs. Baltimore, May 14, 1961

Longest 1-0 game lost

17 innings, at Chicago (AL), September 13, 1967

Most singles, game

24, vs. New York, July 29, 1928

Most extra base hits, game*

15, at Minnesota, July 13, 1996

Most doubles, game*

12, vs. Minnesota, July 13, 1996

Most triples, game

6, June 3, 1916 vs. Boston

Most triples, inning
3, many, last June 24, 2016 at Detroit (4th inn.)

Most triples with bases filled, game
2, vs. New York, July 27, 1978

Most total bases, game, 9 innings
50, 2x, at New York (AL), April 18, 2009 and at Seattle, July 16, 2004

Most bases on balls, game, 9 innings
18, vs. Boston, May 20, 1948

Most bases on balls, doubleheader
23, vs. Philadelphia, June 18, 1950

Most bases on balls, inning
7, vs. Philadelphia, June 18, 1950

Most bases on balls, bases loaded, game
5, at Boston, August 17, 1930 & June 6, 1949 vs. PHI

Most bases on balls, bases loaded, inning
4, many times, last vs. Cincinnati, May 17, 2016

Most strikeouts, game, 9 innings
17, 3x, last Sept 16, 2013 at Kansas City

Most strikeouts, game, extra innings
21 at Seattle, September 28, 1986

Most successive strikeouts
7, vs. Kansas City, August 29, 2010

Longest game without a strikeout
16 innings, vs. New York, June 7, 1936

Most stolen bases, game
8, four times, last vs. LA Angels, August 12, 2016

Most steals, opponent, game
8, three times, last at Oakland, July 10, 1976

Most caught stealing, game
6, at Washington, July 10, 1920 (game 2)

Most caught stealing, game, opponent
4, five times, last April 24, 1976 vs Oakland

Most sacrifice hits, game
7, at New York-AL, July 10, 1914 (game 1)

Most sacrifice hits, inning
3, 2x, last vs. Chicago, June 8, 1980 (6th inn)

Most grounded into double play, game
6, 2x, at Chicago, August 7, 2009 and vs. New York, April 29, 1975

Most sacrifice flies, game
4, 6x, last vs. Anaheim, July 28, 1997

Fewest hits DH
2, vs. Boston, April 12, 1992
(0 hits first game, 8 innings, won 2-1; 2 hits second game, lost 0-3)

Most hit by pitcher, game
4, many times, last May 27, 2012 at CWS

Most intentional walks, game, 9 innings
4, many times, last on August 20, 1993 at Boston

Most intentional walks, extra inning game
5, many times, last vs. Boston, May 17, 1980

Most LOB game, 9 innings
18, at Kansas City, May 1, 1985

Most LOB game, extra innings
24, vs. Philadelphia, July 10, 1932

Most LOB game, shutout game, 9 innings
14, at Washington, July 10, 1928 (G2) and vs. Chicago, July 9, 1931

Most LOB game, shutout game, extra innings
16, vs. Kansas City on September 15, 1966

Most consecutive games, 10 or more hits
18, 1925 (ties Major League Record)

Most consecutive games, scoring first run
16, July 2013

BIG INNINGS

The five highest scoring innings in Indians history are:
14 runs on April 18, 2009 at New York Yankees, second inning
14 runs on June 18, 1950 vs. Philadelphia As, first inning
13 runs on July 7, 1923 vs. Boston, sixth inning
13 runs on April 10, 1977 at Boston, eighth inning
12 runs on September 10, 1999 at Chicago, sixth inning

INDIVIDUAL LIFETIME BATTING RECORDS

Highest batting average.....	375	Joe Jackson	Most grounded into double play.....	165	Julio Franco
Highest slugging pct.	592	Manny Ramirez	Most home runs	337	Jim Thome
Highest on-base pct.444	Tris Speaker	Most grand slam home runs .	13	Manny Ramirez
Most seasons.....	15	Terry Turner	Most extra base hits.....	724	Earl Averill
Most games.....	1619	Terry Turner	Most total base.....	3200	Earl Averill
Most consecutive games.....	1103	Joe Sewell	Most RBI	1084	Earl Averill
Most at bats.....	6034	Nap Lajoie	Most bases on balls	1008	Jim Thome
Most runs	1154	Earl Averill	Most IBB.....	87	Jim Thome
Most hits.....	2052	Nap Lajoie	Most strikeouts.....	1400	Jim Thome
Most singles.....	1516	Nap Lajoie	Most stolen bases	452	Kenny Lofton
Most doubles.....	486	Tris Speaker	Most caught stealing.....	110	Charlie Jamieson
Most triples.....	121	Earl Averill	Most pinch hits	41	Dale Mitchell
Most sac flies	62	Omar Vizquel	Most hit by pitch	85	Travis Hafner
Most sac hits.....	334	Ray Chapman			

ALL-TIME ROOKIE RECORDS

INDIVIDUAL SEASON BATTING

Record	Player	Year
Highest batting average	Joe Jackson.....	1911
Most hits.....	Joe Jackson.....	1911
Most doubles.....	Hal Trosky/Joe Jackson	1934/1911
Most triples.....	Joe Jackson.....	1911
Most homers (LH)	Hal Trosky.....	1934
Most homers (RH).....	Al Rosen	1950
Most total bases.....	Hal Trosky.....	1934*
Most runs	Joe Jackson.....	1911
Most runs-batted-in	Hal Trosky.....	1934
Most at-bats (LH)	Hal Trosky.....	1934
Most at-bats (RH).....	Carl Lind	1928
Most bases on balls (LH).....	Les Fleming.....	1942
Most bases on balls (RH)	Al Rosen	1950
Most strikeouts (LH).....	Bob Chance.....	1964
Most strikeouts (RH).....	Cory Snyder.....	1986
Most stolen bases.....	Kenny Lofton	1992*

* Led American League

SEEING DOUBLES

No teammates have combined for more doubles in a season than George Burns (64) and Tris Speaker (52) in 1926. (Source: **The Great Book of Baseball Knowledge** by David Nemeec, 1999)

INDIVIDUAL BATTING/SEASON

Highest batting avg. (season)	408	Most runs, switch hitter	138
Joe Jackson.....	1911	Robbie Alomar.....	1999 ^(c)
Highest slugging pct714	Most bases on balls (LH)	127
Albert Belle.....	1994	Jim Thome.....	1999
Highest on-base pct483	Most intentional walks	18
Tris Speaker.....	1920	Andre Thornton 1982; Jim Thome 2002	
Most games	163	Most bases on balls (RH)	109
Leon Wagner.....	1964	Andre Thornton.....	1982
Most at bats (LH)	662	Most bases on balls (SH)	113
Kenny Lofton.....	1996	Carlos Santana.....	2014
Most at bats (RH)	663	Most strikeouts (LH)	185
Joe Carter.....	1986	Jim Thome.....	2001
Most at-bats, switch hitter	657	Most strikeouts (RH)	194
Carlos Baerga.....	1992	Mike Napoli.....	2016
Most hits	233	Fewest strikeouts	4
Joe Jackson.....	1911	Joe Sewell.....	1925, 1929 ^(c)
Most 200 hit seasons	3	Most sacrifice hits (including sacrifice flies)	67
Tris Speaker.....	1916, 1920, 1923	Ray Chapman.....	1917 ^(b)
Nap Lajoie.....	1904, 1906, 1910	Most sacrifice hits (no sacrifice flies)	46
Most hits and walks	311	Bill Bradley.....	1907
Tris Speaker.....	1920, 1923	Most sacrifice flies	16
Most hits home (since 1918)	135	Juan Gonzalez.....	2001
Earl Averill.....	1936	Most hit by pitcher	20
Most hits road (since 1918)	119	Ryan Garko.....	2007
Lou Boudreau.....	1948	Most stolen bases	75
Most singles	172	Kenny Lofton.....	1996
Charley Jamieson.....	1923	Most caught stealing	27
Most doubles	64	Tris Speaker.....	1916
George Burns.....	1926	Most grounded into double play	28
Most doubles, switch hitter	56	Julio Franco.....	1986
José Ramirez.....	2017	Fewest grounded into double play	2
Most triples	26	Al Smith 1954, Dale Mitchell 1947, Grady Sizemore	
Joe Jackson.....	1912 ^(a)	2006, Michael Bourn 2013	
Most extra base hits	103	Most consecutive games batted safely	31
Albert Belle.....	1995	Nap Lajoie.....	1906
Most extra BH, switch hitter	91	Most consecutive games, one or more RBI	11
José Ramirez.....	2017	Odell Hale (13), 1935; Larry Gardner (24), 1920	
Fewest extra base hits	10	Most pinch hits	19
Felix Fermin.....	1989 ^(a)	Bob Hale.....	1960
Most total bases	405	Most consecutive pinch hits	5
Hal Trosky.....	1936	Jerry Browne 1991; Bob Hale 1960	
Fewest RBI, season (502 PA min.)	21	Most consecutive games, no strikeouts	115
Felix Fermin.....	1989	Joe Sewell.....	May 17- Sept 19, 1929 ^(a)
Josh Clarke.....	1908	Twenty or more doubles, triples, home runs	
Most RBI (LH)	162	Jeff Heath.....	1941 ^(a)
Hal Trosky.....	1936	Fifty doubles, ten triples, 25 home runs	
Most RBI (RH)	165	Grady Sizemore.....	2006
Manny Ramirez.....	1999	Most five-hit games, season	
Most RBI (switch-hitter)	120	Joe Carter (3).....	1986
Roberto Alomar.....	1999	Tris Speaker (3).....	1923
Most runs	140	Most games, four extra base hits, season	2 G
Earl Averill.....	1931	George Burns (1924), Lou Fonseca (1929) ^(a)	

(a) Ties American League Record, (b) Major League Record, (c) American League Record

INDIVIDUAL BATTING/GAME, INNING

Most at-bats 11 ^(a) Johnny Burnett, July 10, 1932; Ed Morgan, July 10, 1932	Most bases on balls, game 6 ^(a) Andre Thornton, May 2, 1984 (extra innings)
Most at-bats, doubleheader 29 ^(a) Ted Uhlhaender, Sept. 14, 1971 (29.0IP)	Most walks, 9.0 IP game 5, many players last by Jim Norris, July 8, 1977
Most runs 5, many players last done by Michael Brantley, June 9, 2014	Most strikeouts, game 5 ^(a) Larry Doby, April 25, 1948; Rick Manning, May 15, 1977; Jim Thome, April 19, 2000
Most hits, 9.0 inning game 6 ^(b) last by Omar Vizquel, August 31, 2004 at New York	Most strikeouts, two consecutive games 8 ^(a) Pedro Ramos, August 19 and 23, 1963
Most hits, extra inning game 9 John Burnett, July 10, 1932	Most GDP, game 3, four players last on April 9, 2004 by Jody Gerut at Kansas City
Most hits, two consecutive games 11 John Burnett, July 9 (2) and July 10 (9), 1932	Most stolen bases, game 5 Alex Cole, May 3, 1992 and August 1, 1990; Ken Griffey Jr., September 3, 2000
Most consecutive hits 11 Tris Speaker, 1920	Most stolen bases of home, game 2 ^(b) Joe Jackson, August 11, 1912 Vic Power, August 14, 1958 (10IP, last MLB player)
Most one base hits, extra inning game 7 ^(b) John Burnett, July 10, 1932	Most sacrifice bunts, game 4 ^(a) Ray Chapman, August 31, 1919; Felix Fermin, August 22, 1989 1
Most one base hits, doubleheader 8 ^(a) Earl Averill, May 7, 1933	Most sacrifice flies, game 2 many players, last Jose Ramirez, Sept. 23, 2017
Most doubles, game 4, three times ^(a) last done by Sandy Alomar, June 6, 1997	Two doubles, one inning Duane Kuiper, August 30, 1981
Most consecutive doubles, game 4 ^(a) Lou Boudreau, July 10, 1946; Vic Wertz, September 26, 1956; Sandy Alomar, June 6, 1997	Double/Triple, one inning Jerry Browne, May 4, 1991 at Oakland
Most triples 3, five players ^(a) last done by Ben Chapman, July 3, 1939	Two home runs, one inning Carlos Baerga, April 8, 1993
Most triples with bases filled 2 ^(a) Duane Kuiper, July 27, 1978	Home run/double, one inning Shelley Duncan, September 18, 2011
Most total bases, game 16 ^(a) Rocky Colavito, June 10, 1959	Home run/triple, one inning Luis Rivas, September 26, 2007
Most extra base hits, game 5 ^(a) Lou Boudreau, July 14, 1946; (4 doubles and 1 home run) Kelly Shoppach, July 30, 2008; (3 doubles and 2 home runs) José Ramírez, Sept. 3, 2017; (3 doubles and 2 home runs)	Most total bases, inning 8 Carlos Baerga, April 8, 1993
Same game, two hits, one inning 2 ^(a) John Hodapp, July 24, 1928	Most extra base hits, inning 2, many players last by Shelley Duncan, September 18, 2011
Most consecutive extra base hits 7 ^(a) Elmer Smith, September 4 and 5, 1921 (two games) (3 doubles and 4 home runs)	Most RBI, inning 6 ^(a) Matt Williams, August 27, 1997
Most extra bases on long hits 12 ^(a) Rocky Colavito, June 10, 1959	Most bases on balls, inning 2, many times last by Lou Marson, Sept 23, 2012 at KC
Most RBI, game 9 Chris James, May 4, 1991 at Oakland Lonnie Chisenhall, June 9, 2014 at Texas	Most runs scored, consecutive games 18 ^(a) Ken Griffey Jr., August 15- September 3, 2000
Most RBI, doubleheader 11 Earl Averill, Sept. 17, 1930 (DH, tied AL record);	Most hit by a pitch, game 3 Austin Kearns, July 5, 2010 at Texas
Most RBI, two consecutive games 12 Hal Trosky, Sept. 15-16, 1936 Vic Wertz, Sept. 13-14, 1957	Most intentional walks, game 3 last by Jim Thome, May 12, 1998
	Most times reached base, via error 3 Luke Carlin, May 29, 2012; Walt Williams, Sept 11, 1973 Johnny Burnett, June 15, 1932 Luke Sewell, Sept. 5, 1931

(a) Ties American League Record

(b) Major League Record

(c) American League Record

ALL-TIME TEAM RECORDS-BATTING

INDIANS WHO LED AMERICAN LEAGUE IN BATTING

Player	Year	BA	Player	Year	BA
Nap Lajoie	1903	.344	Lew Fonseca	1929	.369
Nap Lajoie	1904	.376	Lou Boudreau	1944	.327
Elmer Flick	1905	.308	Bob Avila	1954	.341
Tris Speaker	1916	.386			

INDIANS WHO LED AMERICAN LEAGUE IN HITS

Player	Year	No.	Player	Year	No.
Charles Hickman	1902	193&	Charlie Jamieson	1923	222
Nap Lajoie	1904	208	George Burns	1926	216 *
Nap Lajoie	1906	214	John Hodapp	1930	225
Nap Lajoie	1910	227	Joe Vosmik	1935	216
Joe Jackson	1912	226**	Earl Averill	1936	232
Joe Jackson	1913	197	Dale Mitchell	1949	203
Tris Speaker	1916	211	Kenny Lofton	1994	160

*Tied with Sam Rice; **Tied with Ty Cobb

&Also played with Boston in 1902

INDIANS WHO LED AMERICAN LEAGUE IN ONE-BASE HITS

Player	Year	No.	Player	Year	No.
Nap Lajoie	1910	165	Dale Mitchell	1949	161
Tris Speaker	1916	160	Carlos Baerga	1992	152
Charlie Jamieson	1923	172	Kenny Lofton	1993	148
Charlie Jamieson	1924	168	Kenny Lofton	1994	107 *
Dale Mitchell	1948	162			

*Tied with Paul Molitor

INDIANS WHO LED AMERICAN LEAGUE IN TWO-BASE HITS

Player	Year	No.	Player	Year	No.
Nap Lajoie	1904	49	Joe Sewell	1924	45 *
Nap Lajoie	1906	48	George Burns	1926	64
Nap Lajoie	1910	51	John Hodapp	1930	51
Joe Jackson	1913	39	Joe Vosmik	1935	47
Jack Graney	1916	41	Lou Boudreau	1941	45
Tris Speaker	1916	41	Lou Boudreau	1944	45
Tris Speaker	1918	33	Lou Boudreau	1947	45
Tris Speaker	1920	50	Tito Francona	1960	36
Tris Speaker	1921	52	Albert Belle	1995	52 #
Tris Speaker	1922	48	Grady Sizemore	2006	53
Tris Speaker	1923	59	Michael Brantley	2015	45
			José Ramírez	2017	56

*Tied with Harry Heilmann, #Tied with Edgar Martinez

INDIANS WHO LED AMERICAN LEAGUE IN THREE-BASE HITS

Player	Year	No.	Player	Year	No.
Elmer Flick	1905	18	Jeff Heath	1941	20
Elmer Flick	1906	22	Hank Edwards	1946	16
Elmer Flick	1907	18	Dale Mitchell	1949	23
Joe Jackson	1912	26	Bob Avila	1952	11
Joe Vosmik	1935	20	Vic Power	1958	10
Earl Averill	1936	15 *	Brett Butler	1986	14
Jeff Heath	1938	18	Kenny Lofton	1995	13
			Michael Bourn	2014	10 #

*Tied with Joe DiMaggio and Red Rolfe

Tied with Eaton of Chicago-AL

INDIANS WHO LED THE AMERICAN LEAGUE IN ON-BASE %

Player	Year	No.	Player	Year	No.
Nap Lajoie	1904	.413	Tris Speaker	1922	.474
Joe Jackson	1911	.468	Tris Speaker	1925	.479
Tris Speaker	1916	.470	Larry Doby	1950	.442
			Mike Hargrove	1981	.424

INDIANS WHO LED AMERICAN LEAGUE IN TOTAL BASES

Player	Year	No.	Player	Year	No.
Nap Lajoie	1904	305	Al Rosen	1953	367
Nap Lajoie	1910	304	Rocky Colavito	1959	301
Joe Jackson	1912	331	Albert Belle	1994	294
Hal Trosky	1936	405	Albert Belle	1995	377
Al Rosen	1952	297			

INDIANS WHO LED AMERICAN LEAGUE IN SLUGGING PERCENTAGE

Player	Year	Pct.	Player	Year	Pct.
Nap Lajoie	1903	.518	Al Rosen	1953	.613
Nap Lajoie	1904	.552	Rocky Colavito	1958	.620
Elmer Flick	1905	.462	Albert Belle	1995	.690
Joe Jackson	1913	.551	Manny Ramírez	1999	.663
Tris Speaker	1916	.502	Manny Ramírez	2000	.697
Larry Doby	1952	.541	Jim Thome	2002	.677
			Travis Hafner	2006	.659

INDIANS WHO LED AMERICAN LEAGUE IN BASE ON BALLS

Player	Year	No.	Player	Year	No.
Jack Graney	1917	94	Jim Thome	1997	120
Ray Chapman	1918	84	Jim Thome	1999	127
Jack Graney	1919	105	Jim Thome	2002	122
Rocky Colavito	1965	93	Carlos Santana	2014	113

INDIANS WHO LED AMERICAN LEAGUE IN RUNS SCORED

Player	Year	No.	Player	Year	No.
Elmer Flick	1906	98	Al Smith	1955	123
Ray Chapman	1918	84	Albert Belle	1995	*121
Larry Doby	1952	104	Roberto Alomar	1999	138
Al Rosen	1953	115	Grady Sizemore	2006	134

*Tied with Edgar Martinez

INDIANS WHO LED AMERICAN LEAGUE IN STOLEN BASES

Player	Year	No.	Player	Year	No.
Harry Bay	1903	45	Kenny Lofton	1992	66
Harry Bay	1904	38	Kenny Lofton	1993	70
Elmer Flick	1904	38	Kenny Lofton	1994	60
Elmer Flick*	1906	39	Kenny Lofton	1995	54
George Case	1946	28	Kenny Lofton	1996	75
			Rajai Davis	2016	43

*Tied with John Anderson

INDIANS WHO LED THE AMERICAN LEAGUE IN RUNS BATTED IN

Player	Year	No.	Player	Year	No.
Nap Lajoie	1904	102	Rocky Colavito	1965	108
Tris Speaker	1923	130#	Joe Carter	1986	121
Hal Trosky	1936	162	Albert Belle	1993	129
Al Rosen	1952	105	Albert Belle	1995	*126
Al Rosen	1953	145	Albert Belle	1996	148
Larry Doby	1954	126	Manny Ramírez	1999	165

#Tied with Babe Ruth

*Tied with Mo Vaughn

INDIANS WHO HAD SIX HITS IN ONE GAME

Player	Date	Player	Date
Erwin Harvey (9)	April 25, 1902	Jim Fridley (9)	April 29, 1952
Frank Brower (9)	August 7, 1923	Jorge Orta (9)	June 15, 1980
George Burns (9)	June 19, 1924	Carlos Baerga #	April 11, 1992
John Burnett*#	July 10, 1932	Omar Vizquel (9)	August 31, 2004
Bruce Campbell (9)	July 2, 1936		

*Collected 9 hits in 11 times at bat in 18-inning game for M.L. record; # Extra inning game.

CLUB HOME RUNS

<p>Most, game8 at Milwaukee, April 25, 1997; at Seattle, July 16, 2004</p> <p>Most, game (home)7 vs. Philadelphia, April 30, 2013</p> <p>Most, game by opponents7 Milwaukee, April 29, 1980; Oakland, July 6, 1990; Texas, August 1, 2003</p> <p>Most, inning4 vs. Los Angeles, July 31, 1963; at Seattle, July 16, 2004 at Detroit, June 26, 2016</p> <p>Most, inning by opponent4 vs. Detroit, May 27, 1957; vs. Detroit, July 29, 1974; vs. Kansas City, June 29, 2001</p> <p>Most, individual players, game6 at Seattle, July 16, 2004 at New York-AL, April 18, 2009 vs. Philadelphia, April 30, 2013</p> <p>Three consecutive home runs11 last done at Seattle, July 16, 2004</p> <p>Most in succession, game4 vs. Los Angeles, July 31, 1963</p> <p>Most home runs, start of game2 vs. Detroit, June 19, 1971; at Kansas City, July 21, 2002 at Kansas City, May 23, 2007 vs. Chicago, September 22, 2011 vs. New York-AL, July 8, 2016</p> <p>Most home runs, start of season5 * at Texas, April 27, 1995</p> <p>Most shutout game, no other runs4 vs. New York, August 2, 1956</p> <p>4 home runs/4 runs scored, game 4x, last vs. New York, April 23, 1987</p> <p>Most grand slams, game2 at Minnesota, April 22, 1988; at Toronto, September 24, 1999 vs. LA Angels, July 25, 2017</p> <p>Most grand slams, game, opponent2 Minnesota, July 18, 1962; Detroit, June 24, 1968; Baltimore, August 14, 1998</p> <p>Most pinch-hit, game2 vs. Philadelphia, May 26, 1937; vs. Minnesota, August 15, 1965</p> <p>Most, season221 2000 (162 games)</p>	<p>Most allowed, season219 1987 (162 games)</p> <p>Most, month51 September 2005</p> <p>Most, month allowed43 3x, last, August 2003</p> <p>Most, season, home133 1970 (81 games)</p> <p>Most, season, road124 1997 (80 games)</p> <p>Most pinch-hit, season9 1965 (162 games); 1970 (162 games)</p> <p>Most by pitcher (1949)11</p> <p>Most lead-off homers, season8 2008 (162 games) & 2012 (162 games)</p> <p>Most grand slams, season14 (c) 2006 (162 games)</p> <p>Most grand slams allowed, season11 2008 (162 games)</p> <p>Most extra innings, season9, 1967</p> <p>Most consecutive games with HR19 May 7-28, 2000 (40 HR)</p> <p>Most consecutive games with HR, start of season14 March 31-April 17, 2002 (21 HR)</p> <p>Most home runs in consecutive games in which home runs were made31 (12 games), 1997</p> <p>Most consecutive games, two or more HR9 May 13-21, 1962</p> <p>Most players 30 home runs3 1997 (161 games), 1987 (162 games); 1996 (161 games), 1999 (162 games)</p> <p>Most players 20 home runs6 2001 (162 games)</p> <p>Most players 10 home runs10 2009 and 2013 (162 games)</p> <p>Most players, three or more home runs in a game, season3 1987 (162 games)</p> <p>Most home runs, 4 consecutive games17 July 19-22, 1994</p> <p>Most players, two or more home runs in a game2 last on July 30, 2008 vs. Detroit (Shoppach, Francisco)</p>
--	--

TRIBE TRIOS WITH OVER 100 HOME RUNS

The Indians have eight seasons in which three players have combined for more than 100 home runs. In 1995, Albert Belle (50), Manny Ramírez (31), and Jim Thome (25) combined for 106 home runs. Paul Sorrento also hit 25 home runs in 1995. In 1996, Belle (48), Thome (38), and Ramirez (33) combined for 121 home runs. In 1997, Thome (40), David Justice (33), and Matt Williams (32) combined for 105 home runs. In 1998, Ramirez (45), Thome (30), and Travis Fryman (28) combined for 103 home runs. In 1999, Ramirez (44), Thome (33), and Richie Sexson (31) combined for 108 home runs. In 2001, Jim Thome (49), Juan Gonzalez (35), and Roberto Alomar (20) combined for 104. In 2002, Thome (52), Ellis Burks (32) and Karim Garcia (16) combined to hit 100 and last season (2017) Edwin Encarnacion (38), Francisco Lindor (33) and Jose Ramirez (29) did it.

INDIVIDUAL HOME RUNS

Most, game4 ^(d) Rocky Colavito, June 10, 1959 (consecutive)	Most season (switch hitter)34 Carlos Santana, 2016
Most, inning2 ^(d) Carlos Baerga, April 8, 1993 (one left, one right)	Most season, rookie37 Al Rosen, 1950
Most, two games5 ^(d) Joe Carter, July 18 (2), July 19 (3), 1989; Albert Belle, Sept. 18 (2), Sept. 19 (3), 1995; Matt Williams, April 25 (3), April 26 (2), 1997; Manny Ramírez, Sept. 15 (3), Sept. 16 (2), 1998; Travis Hafner, July 19 (2), July 20 (3), 2004	Most, home30 Hal Trosky, 1936; Jim Thome, 2001, 2002
Most, three games6 ^(d) Manny Ramírez, Sept. 15 (3), Sept. 16 (2), Sept. 17 (1) 1998	Most, road26 Albert Belle, 1996
Most, five games8 ^(e) Manny Ramírez, Sept. 15 (3), Sept. 16 (2), Sept. 17 (1), Sept. 19 (2), 1998	Most, one month17 Albert Belle, September, 1995
Most home runs, consecutive at bats4 ^(d) Manny Ramírez, Sept. 15-16, 1998, Willie Kirkland, July 9-13, 1961, Rocky Colavito, June 10, 1959	Most, two months31 Albert Belle, August-September, 1995
Most consecutive games with HR7 Jim Thome, June 25-July 3, 2002	Most, lead-off7 Grady Sizemore, 2008
Most, designated hitter39 Travis Hafner, 2006	Most grand slams, season6 ^(d) Travis Hafner, 2006
Most, three or more in a game, season2 Joe Carter, June 24, July 19, 1989	Most "walk-off" HR, season3 Tito Francona (1959), Cory Snyder (1987), Albert Belle (1996) and Jim Thome (2001)
Most, three or more in a game, career4 Joe Carter, 1989 (2), 1987, 1986	Most consecutive pinch-hit home runs2 Gary Alexander, July 5 & 6, 1980
Most, multi-home run games, season8 Manny Ramírez, 1998; Albert Belle, 1995	Most seasons, 20 or more9 Jim Thome, 1994-2002
Most, multi-home run games, career26 Jim Thome and Albert Belle	Most consecutive seasons, 20 or more9 Jim Thome, 1994-2002
Most, both sides of the plate, same game2 Tony Bernazard, July 1, 1986; Carlos Baerga, April 8, 1993; Eddie Murray April 21, 1994; Roberto Alomar, July 16, 2001; Victor Martínez, July 16, 2004; June 1, 2007; Carlos Santana, September 13, 2011; Nick Swisher, September 15, 2013 Carlos Santana, July 27, 2014 José Ramírez, June 17, July 2, Sept. 3, 2017 Carlos Santana, July 24, August 15, 2017	Most seasons, 30 or more7 Jim Thome, 1996-2002
Most, both sides of plate, same inning2 Carlos Baerga, April 8, 1993	Most consecutive seasons, 30 or more7 Jim Thome, 1996-2002
Most grand slams, two consecutive games2 ^(d) Jim Busby, July 5 and 6, 1956	Home run in first plate appearance with Indians Earl Averill, April 16, 1929; Jay Bell, September 29, 1986 Kevin Kouzmanoff, September 2, 2006 George Kottaras, May 4, 2014
Most season (LH)52 Jim Thome, 2002	Home run in first two plate appearances with CLE George Kottaras, May 4, 2014
Most season (RH)50 Albert Belle, 1995	Most home runs, first 2 major league games2 Earl Averill, April 16 and 17, 1929; Manny Ramírez, September 23, 1993; Josh Bard, August 23 and 24, 2002; Kevin Kouzmanoff, September 2 and 3, 2006
	Most by two players, season86 Albert Belle (48) and Jim Thome (38), 1996
	Doubleheader, hitting HR in each game4 Earl Averill, Sept. 17, 1930
	Longest game ended by HR19 innings three times, last Carlos Santana, July 1, 2016 at Toronto
	Most homers, extra innings2 ^(c) Willie Kirkland (11th/19th),June 14, 1963,
	Most pinch hit HRs3 David Murphy 2015, Jason Giambi 2013, Ron Kittle 1987- Ted Uhlaender 1970; Fred Whitfield 1966; Gene Green 1962
	Most pinch hit grand slams, season2 Ben Broussard, 2004
	Most consecutive games, start of the season3 Grady Sizemore, 2007

(c) Tied American League Record, (d) Tied Major League Record

ALL-TIME TEAM RECORDS-HOME RUNS

INDIANS WHO LED AMERICAN LEAGUE IN HOME RUNS

Player	Year	No.	Player	Year	No.
Braggo Roth	1915	7 [§]	Al Rosen	1953	43
Al Rosen	1950	37	Larry Doby	1954	32
Larry Doby	1952	32	Rocky Colavito	1959	42 *
			Albert Belle	1995	50

*Tied with Harmon Killebrew

§ Started season with Chicago-AL

INDIANS ALL-TIME SINGLE SEASON HOME RUN LEADERS BY POSITION

Pos.	Player	Year	No.	Pos.	Player	Year	No.
C	John Romano	1962	25	LF	Albert Belle	1995	50
1B	Jim Thome	2001, 2002	48	CF	Earl Averill	1931, 1932	32
2B	Joe Gordon (a)	1948	32	CF	Larry Doby	1952, 1954	32
SS	Francisco Lindor	2017	33	CF	Grady Sizemore	2008	32
3B	Al Rosen	1953	43	RF	Manny Ramírez	1998	45
DH	Travis Hafner	2006	39	P	Wes Ferrell (a)	1931	9

(a) AL Record

INDIANS ALL-TIME CAREER HOME RUN LEADERS BY POSITION

Pos.	Player	No.	Pos.	Player	No.	Pos.	Player	No.
C	Sandy Alomar	91	3B	Al Rosen	173	RF	Manny Ramírez	219
1B	Jim Thome	218	DH	Travis Hafner	176	PH	Fred Whitfield	8
2B	Joe Gordon	100	LF	Albert Belle	204	P	Bob Lemon	35
SS	Jhonny Peralta	87	CF	Earl Averill	225			

INDIANS WHO HIT 30 OR MORE HOMERS IN A SEASON

Player	Year	HR	Player	Year	HR	Player	Year	HR
Jim Thome	2002	52	Albert Belle	1994	36	Hal Trosky	1937	32
Albert Belle	1995	50	Hal Trosky	1934	35	Joe Gordon	1948	32
Jim Thome	2001	49	Joe Carter	1989	35	Larry Doby	1952	32
Albert Belle	1996	48	Juan Gonzalez	2001	35	Larry Doby	1954	32
Manny Ramírez	1998	45	Albert Belle	1992	34	Vic Wertz	1956	32
Manny Ramírez	1999	44	Mike Napoli	2016	34	Andre Thornton	1982	32
Al Rosen	1953	43	Carlos Santana	2016	34	Joe Carter	1987	32
Hal Trosky	1936	42	Andre Thornton	1978	33	Brook Jacoby	1987	32
Rocky Colavito	1959	42	Andre Thornton	1984	33	Matt Williams	1997	32
Travis Hafner	2006	42	Cory Snyder	1987	33	Ellis Burks	2002	32
Rocky Colavito	1958	41	Manny Ramírez	1996	33	Earl Averill	1934	31
Jim Thome	1997	40	David Justice	1997	33	Ken Keltner	1948	31
Albert Belle	1993	38	Jim Thome	1999	33	Luke Easter	1952	31
Jim Thome	1996	38	Travis Hafner	2005	33	Leon Wagner	1964	31
Manny Ramírez	2000	38	Grady Sizemore	2008	33	Manny Ramírez	1995	31
Edwin Encarnacion	2017	38	Francisco Lindor	2017	33	Richie Sexson	1999	31
Al Rosen	1950	37	Earl Averill	1931	32	Rocky Colavito	1966	30
Jim Thome	2000	37	Earl Averill	1932	32	Jim Thome	1998	30

INDIANS WHO HIT FOUR HOMERS IN ONE GAME

Rocky Colavito on June 10, 1959 in Baltimore

FOUR STRAIGHT HOME RUNS IN ONE INNING (6TH INNING)

July 31, 1963 vs. California Angels

Woodie Held, Pedro Ramos, Tito Francona, Larry Brown

INDIANS WHO HIT TWO GAME-TYING AND/OR GO-AHEAD HR, SAME GAME

Larry Doby (8/30/1958 at KC); Willie Kirkland (6/14/1963 vs. WSH); Ben Broussard (9/13/2005 vs. OAK); Yan Gomes (9/1/2015 at TOR); Michael Brantley (9/10/2015 vs. DET)

INDIANS WHO HIT THREE HOMERS IN ONE GAME

Player	Date	Opponent	Player	Date	Opponent
* Earl Averill	Sept. 17, 1930	vs. Washington	* Joe Carter	June 24, 1989	at Texas
* Hal Trosky	May 30, 1934	vs. Chicago	Joe Carter	July 19, 1989	at Minnesota
Hal Trosky	July 5, 1937	at St. Louis	Albert Belle.....	Sept. 6, 1992	vs. Seattle
* Ken Keltner	May 25, 1939	at Boston	Carlos Baerga.....	June 17, 1993	at Detroit
Pat Seerey.....	July 13, 1945	at New York	* Jim Thome	July 22, 1994	vs. Chicago
* Larry Doby	August 2, 1950	vs. Washington	* Albert Belle.....	Sept. 19, 1995	at Chicago
Bob Avila	June 20, 1951	at Boston	Matt Williams.....	April 25, 1997	at Milwaukee
Al Rosen	April 29, 1952	at Philadelphia	* Manny Ramirez.....	Sept. 15, 1998	vs. Toronto
* Bill Glynn	July 5, 1954	at Detroit	Manny Ramirez.....	August 25, 1999	at Oakland
* Willie Kirkland	July 9, 1961	vs. Chicago	Ellis Burks	June 19, 2001	vs. Minnesota
Tony Horton.....	May 24, 1970	vs. New York	Jim Thome	July 6, 2001	vs. St. Louis
* George Hendrick....	June 19, 1973	vs. Detroit	Victor Martinez.....	July 16, 2004	at Seattle
Joe Carter	August 29, 1986	at Boston	Travis Hafner.....	July 20, 2004	at Anaheim
Cory Snyder	May 21, 1987	vs. Minnesota	Shin-Soo Choo	Sept. 17, 2010	at Kansas City
Joe Carter	May 28, 1987	at Boston	Lonnie Chisenhall ..	June 9, 2014	at Texas
* Brook Jacoby	July 3, 1987	vs. Chicago			

**Indicates home runs hit on consecutive times at bat*

HOME FIELD HOMERS

Year	Indians	Opponents	Home Field Total	Indians Season Total	Year	Indians	Opponents	Home Field Total	Indians Season Total
1947	52	49	101	112	1981	19	33	52	39
1948	76	41	117	155	1982	49	64	113	109
1949	62	43	105	112	1983	48	71	119	86
1950	102	57	159	164	1984	65	73	138	123
1951	76	42	118	140	1985	52	76	128	116
1952	71	43	114	148	1986	80	80	160	157
1953	91	47	138	160	1987	94	118	212	187
1954	78	57	135	156	1988	62	52	114	134
1955	84	58	142	148	1989	56	51	107	127
1956	71	61	132	153	1990	52	86	138	110
1957	71	74	145	140	1991	22	41	63	79
1958	72	59	131	161	1992	62	94	156	127
1959	84	74	158	167	1993	69	83	152	141
1960	62	84	146	127	1994(c)	87	44	131	167
1961	74	98	172	150	1995	99	60	159	207
1962	103	89	192	180	1996	102	75	177	218
1963	88	87	175	169	1997	96	89	185	220
1964	84	82	166	164	1998	104	83	187	198
1965	90	58	148	156	1999	110	109	219	209
1966	82	65	147	155	2000	122	87	209	221(b)
1967	76	69	145	131	2001	116	84	200	212
1968	36	56	92	75	2002	95	76	171	192
1969	56	60	116	119	2003	69	72	141	158
1970	133(b)	103	236	183	2004	70	94	164	184
1971	62	99	161	109	2005	91	78	169	207
1972	59	76	135	91	2006	94	74	168	196
1973	92	100	192	158	2007	100	68	168	178
1974	72	92	164	131	2008	89	65	154	171
1975	79	85	164	153	2009	66	72	138	161
1976	40	43	83	85	2010	64	70	134	128
1977	54	66	120	100	2011	89	69	158	154
1978	50	37	87	106	2012	64	85	149	136
1979	87	72	159	138	2013	87	78	165	171
1980	54	67	121	89	2014	72	72	144	142
					2015	61	88	149	141
					2016	99	102	201	185
					2017	95	90	185	212

(b) Cleveland Record (c) 1st year at Progressive Field

INDIANS WHO HIT .320 OR BETTER

(Minimum 400 plate appearances)

.408	Joe Jackson	1911	.350	Dick Porter	1930	.329	David Justice	1997
.395	Joe Jackson	1912	.349	Eddie Morgan	1930	.328	Homer Summa	1923
.389	Tris Speaker	1925		Kenny Lofton	1994		Manny Ramirez	1997
.388	Tris Speaker	1920	.348	Joe Vosmik	1935	.327	Lou Boudreau	1944
.386	Tris Speaker	1916	.345	Charles Jamieson	1923		Michael Brantley	2014
.384	Nap Lajoie	1910	.344	Tris Speaker	1924	.326	Larry Doby	1950
.380	Tris Speaker	1923		Nap Lajoie	1903		Pat Tabler	1986
.378	Tris Speaker	1922	.343	Hal Trosky	1936	.325	Ken Keltner	1939
	Earl Averill	1936		Jeff Heath	1938		Mike Hargrove	1979
	Charles Hickman	1902	.341	Joe Vosmik	1934		Kenny Lofton	1993
.376	Nap Lajoie	1904		Bobby Avila	1954		Juan Gonzalez	2001
.373	Joe Jackson	1913		Miguel Dilone	1980	.324	Nap Lajoie	1909
.369	Lew Fonseca	1929	.340	Bill Bradley	1902		Joe Sewell	1926
.368	Nap Lajoie	1912		Jeff Heath	1841		Sandy Alomar	1997
.363	Tito Francona	1959	.339	Earl Averill	1930	.323	Joe Sewell	1928
.362	Tris Speaker	1921	.338	Joe Jackson	1914		John Hodapp	1928
.359	Charles Jamieson	1924	.336	George Burns	1925		Julius Solters	1937
.358	George Burns	1926		Joe Sewell	1925		Charles Jamieson	1922
.357	Albert Belle	1994		Dale Mitchell	1948		Dale Mitchell	1952
.355	Nap Lajoie	1906		Al Rosen	1953		Eddie Murray	1995
	Lou Boudreau	1948	.335	Roberto Alomar	2001		Roberto Alomar	1999
.354	Johnny Hodapp	1930		Nap Lajoie	1913	.322	Steve O'Neill	1921
.353	Joe Sewell	1923		Hal Trosky	1939		Jimmy Piersal	1961
.352	Tris Speaker	1917	.334	Hal Trosky	1938		Julio Franco	1996
.351	Eddie Morgan	1931	.333	Earl Averill	1931	.321	Steve O'Neill	1920
	Manny Ramirez	2000		Manny Ramirez	1999		Carlos Baerga	1993
				Omar Vizquel	1999		Gene Woodling	1951
			.332	Earl Averill	1929		Travis Fryman	2000
			.330	Earl Averill	1938		Milton Bradley	2003
				Hal Trosky	1934	.320	Bill Congalton	1906
							Joe Vosmik	1931
							Bill Cissell	1932

TOP ALL-TIME TRIBE HITTING STREAKS

Player	Year	Hits	Player	Year	Hits	Player	Year	Hits
Nap LaJoie	1906	31	Dale Mitchell	1951	23	Hal Trosky	1938	21
Sandy Alomar	1997	30	Ray Fosse	1970	23	Dale Mitchell	1948	21
Bill Bradley	1902	29	Mike Hargrove	1980	23	Larry Doby	1948	21
Joe Jackson	1911	28	George Burns	1924	22	Larry Doby	1951	21
Hal Trosky	1936	28	John Hodapp	1930	22	Dale Mitchell	1953	21
Tris Speaker	1916	27	Dale Mitchell	1947	22	Joe Carter	1986	21
Bruce Campbell	1938	27	Al Smith	1956	22	Julio Franco	1988	21
Harry Bay	1902	26	John Romano	1961	22	Albert Belle	1996	21
Casey Blake	2007	26	Julio Franco	1988	22	Charlie Jamieson	1924	20
Matt Williams	1997	24	Marty Cordova	2001	22	Earl Averill	1936	20
Nap Lajoie	1913	23	Michael Brantley	2012	22	Roy Weatherly	1936	20
Charlie Jamieson	1923	23	Nap Lajoie	1904	21	Joe Vosmik	1936	20
Tris Speaker	1923	23	Dick Porter	1931	21	Vic Power	1960	20
Charlie Jamieson	1924	23	Odell Hale	1936	21	Manny Ramirez	2000	20
						Jason Kipnis	2015	20

INDIANS WITH 100+ RBI IN A SEASON

Player	Year	RBI	Player	Year	RBI	Player	Year	RBI
Manny Ramirez	1999	165	Al Rosen	1950	116	Joe Carter	1987	106
Hal Trosky	1936	162	Andre Thornton	1982	116	Travis Fryman	2000	106
Albert Belle	1996	148	Jim Thome	1996	116	Jim Thome	2000	106
Manny Ramirez	1998	145	Richie Sexson	1999	116	Al Rosen	1952	105
Al Rosen	1953	145	George Burns	1926	114	Vic Wertz	1957	105
Earl Averill	1931	143	Carlos Baerga	1993	114	Andre Thornton	1978	105
Hal Trosky	1934	142	Victor Martinez	2007	114	Joe Carter	1989	105
Juan Gonzalez	2001	140	Earl Averill	1934	113	Carlos Baerga	1992	105
Eddie Morgan	1930	136	Hal Trosky	1935	113	Matt Williams	1997	105
Tris Speaker	1923	130	Ken Keltner	1938	113	Hal Trosky	1939	104
Albert Belle	1993	129	Rocky Colavito	1958	113	Larry Doby	1952	104
Hal Trosky	1937	128	Jeff Heath	1938	112	Elmer Smith	1920	103
Earl Averill	1936	126	Albert Belle	1992	112	Lew Fonseca	1929	103
Albert Belle	1995	126	Manny Ramirez	1996	112	Luke Easter	1951	103
Larry Doby	1954	126	Rocky Colavito	1959	111	Nap Lajoie	1904	102
Earl Averill	1932	124	Joe Vosmik	1935	110	Larry Doby	1950	102
Joe Gordon	1948	124	Hal Trosky	1938	110	Al Rosen	1951	102
Jim Thome	2001	124	Joe Sewell	1923	109	Jim Thome	1997	102
Jeff Heath	1941	123	Julius Solters	1937	109	Larry Doby	1953	102
Manny Ramirez	2000	122	Travis Hafner	2004	109	Al Rosen	1954	102
Johnny Hodapp	1930	121	Rocky Colavito	1965	108	Odell Hale	1934	101
Joe Carter	1986	121	Jim Thome	1999	108	Odell Hale	1935	101
Larry Gardner	1921	120	Victor Martinez	2004	108	Lou Boudreau	1940	101
Roberto Alomar	1999	120	Travis Hafner	2005	108	Albert Belle	1994	101
Earl Averill	1930	119	Tris Speaker	1920	107	David Justice	1997	101
Ken Keltner	1948	119	Luke Easter	1950	107	Mike Napoli	2016	101
Larry Gardner	1920	118	Manny Ramirez	1995	107	Leon Wagner	1964	100
Jim Thome	2002	118	Edwin Encarnacion	2017	107	Roberto Alomar	2001	100
Joe Vosmik	1931	117	Joe Sewell	1924	106	Travis Hafner	2007	100
Travis Hafner	2006	117	Lou Boudreau	1948	106			
			Vic Wertz	1956	106			

INDIANS WITH 200+ HITS IN A SEASON

Player	Year	Hits	Player	Year	Hits	Player	Year	Hits
Joe Jackson	1911	233	Nap Lajoie	1906	214	Carlos Baerga	1992	205
Earl Averill	1936	232	Tris Speaker	1920	214	Joe Sewell	1925	204
Nap Lajoie	1910	227	Charlie Jamieson	1924	213	Ed Morgan	1930	204
Joe Jackson	1912	226	Tris Speaker	1916	211	Dale Mitchell	1948	204
John Hodapp	1930	225	Kenny Lofton	1996	210	Dale Mitchell	1949	203
Charlie Jamieson	1923	222	Lew Fonseca	1929	209	Al Rosen	1953	201
Tris Speaker	1923	218	Earl Averill	1931	209	Joe Carter	1986	200
George Burns	1926	216	Nap Lajoie	1904	208	Carlos Baerga	1993	200
Joe Vosmik	1935	216	Hal Trosky	1936	206	Michael Brantley	2014	200
Hal Trosky	1936	216						

3000 HITS IN TRIBE UNIFORM

Of the 28 players in major league baseball history with 3,000 or more hits, three of them reached the hallowed mark in a Cleveland uniform: Nap Lajoie, Tris Speaker and Eddie Murray. Murray joined the 3,000 hit club on June 30, 1995 against the Twins at the Metrodome in Minnesota. Speaker reached 3,000 hits on May 17, 1925 against the Washington Senators at League Park. Lajoie's 3,000th hit is less clear. Initially, his 3,000th hit was reported on September 27, 1914. Subsequent research found that Lajoie had nine hits in 1901 not previously recorded. Consequently, his 3,000th hit actually came on September 17, 1914 against Boston at League Park.

(Sources: **The Cleveland Indians Encyclopedia and Legends of the Tribe**)

YEAR-BY-YEAR PITCHING AND DEFENSE STATS

YEAR	ERA	RUNS	CG	SHO	SV	BB	SO	E	DP	FLD%
1901	4.12	@831	122	7	@4	464	334	329	99	.942
1902	3.28	667	116	@16	3	411	361	287	96	.950
1903	2.73	579	@125	@20	1	*271	521	322	@99	.946
1904	2.22	482	*141	20	0	285	627	255	86	.959
1905	2.85	587	@140	16	0	334	555	233	84	.963
1906	@2.09	482	@133	*27	4	365	530	@217	@111	@.967
1907	2.26	525	127	20	5	362	513	264	@137	.960
1908	@2.02	457	108	18	5	328	548	257	95	.962
1909	2.40	532	110	15	3	348	568	278	@110	.957
1910	2.88	657	92	13	5	488	617	248	112	.964
1911	3.36	712	93	6	6	552	675	302	@108	.954
1912	3.30	681	94	7	7	523	622	287	124	.954
1913	2.54	536	93	18	5	502	689	242	124	.962
1914	3.21	@709	69	9	3	666	688	300	@119	.953
1915	3.13	670	62	11	10	518	610	280	82	.957
1916	2.90	602	65	9	16	467	537	232	130	.965
1917	2.52	543	73	20	@22	438	451	242	136	.964
1918	2.64	*447	78	5	@13	343	364	207	82	.962
1919	2.94	537	80	10	@10	362	432	201	102	.965
1920	3.41	642	94	11	7	@401	466	184	124	.971
1921	3.90	712	81	@11	14	@431	475	204	124	.967
1922	4.59	@817	76	@14	7	464	489	202	147	.968
1923	3.91	746	77	@10	11	465	407	226	143	.964
1924	4.40	814	@87	7	7	503	315	205	130	.967
1925	4.49	817	@93	6	9	493	345	210	146	.967
1926	3.40	612	@96	@11	4	@450	381	173	153	.972
1927	4.27	766	72	5	8	508	366	201	146	.968
1928	4.47	@830	71	4	15	511	416	221	@187	.965
1929	4.05	736	80	8	10	488	389	198	@162	.968
1930	4.88	@915	68	5	14	528	442	237	156	.962
1931	4.63	833	76	6	9	561	470	232	143	.963
1932	4.12	747	94	6	8	@446	439	191	129	.969
1933	@3.71	669	@74	@12	7	465	437	156	127	.974
1934	4.28	763	72	8	19	582	554	172	164	.972
1935	4.15	739	67	12	@21	@457	498	177	147	.972
1936	4.83	862	74	6	12	607	619	178	154	.971
1937	4.39	768	64	4	15	566	630	159	153	.974
1938	4.60	782	68	5	@17	681	@717	151	145	.974
1939	4.08	700	69	10	13	602	614	180	148	.970
1940	@3.63	637	72	@13	22	512	686	@149	164	@.975
1941	3.90	668	68	10	19	660	617	@142	158	@.976
1942	3.59	659	61	12	11	560	448	163	175	.974
1943	3.15	577	64	14	20	606	585	157	@183	.975
1944	3.65	@677	48	7	@18	621	524	165	@192	@.974
1945	3.31	548	76	14	12	501	497	@126	149	@.977
1946	3.62	638	63	16	13	649	789	147	147	.975
1947	3.44	588	55	13	@29	628	590	@104	178	@.983
1948	@3.22	568	66	@26	@30	625	593	114	183	@.982
1949	@3.36	574	65	10	19	@611	594	@103	192	@.983
1950	@3.75	654	69	11	16	647	674	129	160	.978
1951	@3.38	594	@76	10	19	577	642	@134	151	.978
1952	3.32	606	@80	19	18	556	671	155	141	.975
1953	3.64	627	@81	11	15	519	586	127	@197	.979
1954	@2.78	504	@77	12	36	486	678	128	148	.979
1955	3.39	601	45	15	@36	558	@877	@108	152	@.981
1956	@3.32	581	@67	@17	24	564	@845	129	130	.978
1957	4.06	722	46	7	23	618	807	153	154	.974
1958	3.73	635	51	2	20	604	766	152	171	.974
1959	3.75	646	@58	7	23	635	799	127	138	.978
1960	3.95	693	32	10	30	636	771	128	165	.978

*Team Record, # American League Record, @ Led League

YEAR	ERA	RUNS	CG	SHO	SV	BB	SO	E	DP	FLD%
1961	4.15	752	35	12	23	599	801	139	142	.977
1962	4.14	745	45	12	31	594	780	139	168	.978
1963	3.79	702	40	14	25	478	@1018	143	129	.977
1964	3.75	693	37	16	37	565	@1162	118	149	.981
1965	3.30	613	41	13	41	500	@1156	@114	127	@.981
1966	3.23	586	49	15	28	489	@1111	138	132	.978
1967	3.25	613	49	14	27	559	@1189	116	138	.981
1968	@2.66	504	48	@23	32	540	@1157	127	130	.979
1969	3.94	717	35	7	22	681	1000	145	153	.976
1970	3.91	675	34	8	35	689	@1076	133	168	.979
1971	4.28	@747	21	7	32	770	937	116	159	.981
1972	2.92	519	47	13	24	534	846	116	157	.981
1973	4.58	826	55	9	21	602	883	139	174	.978
1974	3.80	694	45	9	27	479	650	146	157	.977
1975	3.84	703	37	6	32	599	800	134	156	.978
1976	3.47	615	30	@17	@46	533	928	121	159	.980
1977	4.10	739	45	8	30	550	876	130	145	.979
1978	3.97	694	36	6	28	568	739	123	142	.980
1979	4.57	805	28	7	32	570	781	134	149	.978
1980	4.68	@807	35	8	32	552	843	105	143	.983
1981	3.88	442	33	10	13	311	569	87	91	.978
1982	4.11	748	31	9	30	589	882	123	129	.980
1983	4.43	785	34	8	25	529	794	122	174	.980
1984	4.26	766	21	7	35	545	803	146	163	.977
1985	4.91	@861	24	7	28	547	702	141	161	.977
1986	4.58	@841	31	7	34	605	744	157	148	.975
1987	5.28	@957	24	8	25	606	849	153	128	.975
1988	4.16	731	35	10	46	442	812	124	131	.980
1989	3.65	654	23	13	38	@452	844	118	126	.981
1990	4.26	737	12	10	47	518	860	117	146	.981
1991	4.23	759	22	8	33	@441	862	149	150	.976
1992	4.11	746	13	7	46	566	890	141	@176	.978
1993	4.58	813	7	8	45	591	888	148	@174	.976
1994	4.36	562	@17	5	21	404	666	90	119	.980
1995	@3.83	607	10	@10	@50	@445	926	101	142	.982
1996	@4.34	769	13	@9	46	484	1033	124	156	.980
1997	4.73	815	4	3	39	575	1036	106	159	.983
1998	4.44	779	9	4	47	563	1037	110	146	.982
1999	4.90	860	3	6	46	634	@1120	106	154	.983
2000	4.84	816	6	5	34	666	@1213	*@72	147	*@.988
2001	4.64	821	3	4	42	573	1218	107	137	.982
2002	4.91	837	9	4	34	603	1058	113	161	.981
2003	4.21	778	5	7	34	501	943	126	178	.980
2004	4.81	857	8	8	32	579	1115	106	152	.983
2005	@3.61	642	6	10	*51	413	1050	106	156	.983
2006	4.41	782	@13	13	24	429	948	118	165	.981
2007	4.05	704	9	9	@49	@410	1047	92	167	.985
2008	4.45	761	10	13	31	444	986	94	182	.985
2009	5.06	865	5	6	25	598	986	97	170	.984
2010	4.30	752	10	4	34	572	967	110	179	.982
2011	4.23	760	2	4	38	463	1024	110	130	.982
2012	4.78	@845	2	6	43	543	1086	96	157	.984
2013	3.82	662	3	16	38	554	1379	98	135	.983
2014	3.56	653	6	15	40	464	@1450	116	139	.981
2015	3.67	640	@11	10	38	425	@1407	79	136	.987
2016	3.84	676	5	11	37	461	@1398	89	126	.985
2017	@3.30	564	@7	@19	37	@406	*\$@1614	@76	167	@.987

* Team Record, \$ Major League Record, # American League Record, @ Led League

INDIANS ALL-TIME CAREER TOP TEN IN PITCHING

ERA*	SAVES	SHUTOUTS	INNINGS
Joss 1.89	Wickman 139	Joss 45	Feller 3827.0
Rhoads 2.39	D. Jones 129	Feller 44	Harder 3426.1
Bernhard 2.45	C. Perez 124	Coveleski..... 31	Lemon 2850.0
Moore 2.58	Allen 122	Lemon 31	Hudlin 2557.2
G. Perry..... 2.71	Mesa 104	Garcia..... 27	Coveleski..... 2502.1
Coveleski..... 2.80	Jackson 94	Harder 25	Joss 2327.0
Tiant 2.84	Narleski 53	Wynn 24	Wynn 2286.2
W. Mitchell..... 2.89	Borowski..... 51	McDowell..... 22	Uhle 2200.1
McDowell..... 2.99	Olin..... 48	Tiant 21	Garcia..... 2138.0
Bagby 3.03	Kern..... 46	Morton 19	McDowell..... 2109.2
	Monge 46	Rhoads..... 19	

GAMES	LOSSES	BASE ON BALLS	WINNING PCT.*
Harder 582	Harder 186	Feller 1764	Lee634
Feller 570	Feller 162	Lemon 1251	Colon..... .625
Hudlin 475	Hudlin 151	Harder 1118	Joss623
Lemon 460	Lemon 128	McDowell..... 1072	Ferrell622
G. Bell..... 419	Coveleski..... 123	Wynn 877	Feller621
Garcia..... 397	Uhle 119	Hudlin 832	Lemon618
Allen 386	McDowell..... 109	Uhle 709	Wynn617
Shaw 378	Nagy 103	Garcia..... 696	Kluber613
Plunk 373	Wynn 102	G. Bell..... 670	Sabathia..... .599
Betancourt..... 371	Joss 97	Coveleski..... 616	Garcia..... .597

WINS	STRIKEOUTS	COMPLETE GAMES	GAMES STARTED
Feller 266	Feller 2581	Feller 279	Feller 484
Harder 223	McDowell..... 2159	Joss 234	Harder 433
Lemon 207	Lemon 1277	Coveleski 194	Lemon 350
Coveleski..... 172	Wynn 1277	Lemon 188	Hudlin 320
Wynn 164	Sabathia 1265	Harder 181	Coveleski 305
Joss 160	Nagy 1235	Uhle 166	Nagy 297
Hudlin 157	Kluber 1201	Hudlin 154	Wynn 296
Uhle 147	Harder 1161	Wynn 144	McDowell 295
Garcia..... 142	G. Bell..... 1104	Moore 137	Garcia 281
Nagy 129	Garcia..... 1095	Bagby 131	Uhle 267
			Joss 260

WAR PITCHERS

Feller 65.2
Coveleski..... 55.3
Harder 47.9
Joss 45.9
McDowell..... 42.3
Lemon 37.5
Wynn 35.8
Hudlin 32.8
Garcia..... 30.8
Ferrell 30.3

*Source: Baseball-Reference
*Based on 1,000 or more innings

INDIANS ALL-TIME SINGLE SEASON TOP TEN IN PITCHING

ERA*	GAMES	SAVES	STRIKEOUTS
Joss (1908).....1.16	Shaw (2014) 80	Mesa (1995) 46	Feller (1946).....348
Joss (1904).....1.59	Shaw (2017) 79	Borowski (2007)..... 45	McDowell (1965)..... 325
Tiant (1968).....1.60	Howry (2005) 79	Wickman (2005)..... 45	McDowell (1970) 304
Joss (1909).....1.71	Allen (2013) 77	Jones (1990)..... 43	McDowell (1968)..... 283
Joss (1906).....1.72	Monge (1979) 76	Jackson (1998)..... 40	McDowell (1969)..... 279
Chech (1908).....1.74	Allen (2014) 76	Mesa (1996)..... 39	Kluber (2014) 269
Moore (1903).....1.74	Assenmacher (1997).. 75	Jackson (1999)..... 39	Kluber (2017) 265
Rhoads (1908).....1.77	Shaw (2016) 75	C. Perez (2012) 39	Tiant (1968).....264
Rhoads (1906).....1.80	Shaw (2015) 74	Jones (1988) 37	Score (1956).....263
Gregg (1911).....1.80	Baez (2003) 73	C. Perez (2011) 36	Feller (1940).....261
	Perez (2008) 73		
	Rzepczynski (2014) ... 73		
INNINGS	SHUTOUTS	COMPLETE GAMES	STARTS
Feller (1946)371.1	Feller (1946) 10	Feller (1946).....36	Uhle (1923).....44
Uhle (1923).....357.2	Lemon (1948) 10	Bernhard (1904)..... 35	Feller (1946) 42
Perry (1973)344.0	Joss (1906)..... 9	Joss (1907)..... 34	Perry (1973) 41
Feller (1941)343.0	Joss (1908)..... 9	Hess (1906)..... 33	Coveleski (1921)..... 40
Perry (1972).....342.2	Coveleski (1917)..... 9	Uhle (1926)..... 32	Uhle (1922) 40
Bagby (1920).....339.2	Tiant (1968)..... 9	Joss (1903)..... 31	Feller (1941) 40
Joss (1907).....338.2	Bagby (1917) 8	Joss (1905)..... 31	Perry (1972)..... 40
Hess (1906).....333.2	three tied at 7(Perry 1973)	Rhoads (1906)..... 31	Tidrow (1973) 40
Joss (1908).....325.0		Feller (1940)..... 31	McDowell (1970) 39
Perry (1974).....322.1		Four tied at 30	Six tied at 38
	LOSSES	WINNING PCT.#	
	Dowling (1901) 22	Allen (1937)938 (15-1)	
	Tiant (1969)..... 20	Lee (2008)..... .880 (22-3)	
	Kahler (1912)..... 19	Kluber (2017) .. .818 (18-4)	
	Milnar (1941)..... 19	Feller (1954)..... .813 (13-3)	
	Perry (1973) 19	Lee (2005)..... .783 (18-5)	
	Garland (1977) 19	Colón (1999)783 (18-5)	
	Wise (1978) 19	Klepfer (1917)... .778 (14-4)	
		Bernhard(1902) .773 (17-5)	
		Nagy (1996)..... .773 (17-5)	
		Sabathia (2001) .773 (17-5)	
	STRIKEOUTS/9.0IP*	WAR PITCHERS	BASE ON BALLS
	Kluber (2017)11.71	Perry (1972).....11.0	Feller (1938).....208
	McDowell (1965)... 10.71	Feller (1940)..... 9.9	Feller (1941) 194
	Carrasco (2015) ... 10.58	Feller (1946)..... 9.9	Score (1955).....154
	McDowell (1966) ... 10.42	Coveleski (1918)..... 9.7	Feller (1946) 153
	Kluber (2014) 10.27	Feller (1939) 9.3	McDowell (1971)..... 153
	Carrasco (2017)10.17	Gregg (1911)..... 9.1	Lemon (1950) 146
	Colon (2000)10.15	Perry (1974) 8.6	Feller (1939) 142
	Bauer (2017)..... 10.00	Coveleski (1920) 8.5	Krapp (1911) 138
	Kluber (2015) 9.93		Lemon (1949) 137
	Score (1955)..... 9.70		Wynn (1952) 132
			McDowell (1965) 132

*Qualified for ERA title

#min. 15 decisions

*Source: Baseball-Reference

THE WINNINGEST DECADE

Cleveland won 904 games during the 1950s (1950-1959), the winningest decade in club history. Cleveland's 823 wins in the 1990s (1990-1999) were one win short of matching the 1930s (1930-1939) as the second winningest decade in franchise history.

TEAM PITCHING LEADERS 1901-2017

INNINGS PITCHED		SAVES#	INNINGS PITCHED
1901	Dowling.....256	1961	Grant.....245
1902	Moore.....293	1962	Donovan.....251
1903	Joss.....284	1963	Grant.....229
1904	Bernhard.....321	1964	Kralick.....191
1905	Joss.....286	1965	McDowell.....273
1906	Hess.....334	1966	Bell.....254
1907	Joss.....339	1967	McDowell.....236
1908	Joss.....325	1968	McDowell.....269
1909	Young.....295	1969	McDowell.....285
1910	Falkenberg.....257	1970	McDowell.....305(g)
1911	Gregg.....245	1971	McDowell.....215
1912	Gregg.....271	1972	G. Perry.....343
1913	Gregg.....286	1973	G. Perry.....344
1914	Mitchell.....257	1974	G. Perry.....322
1915	Morton.....240	1975	Eckersley.....187
1916	Bagby.....273	1976	Dobson.....217
1917	Bagby.....321	1977	Garland.....283
1918	Coveleski.....311	1978	Waits.....230
1919	Coveleski.....286	1979	Wise.....232
1920	Bagby.....340	1980	Monge.....246
1921	Coveleski.....315	1981	Blyleven.....159
1922	Uhle.....287	1982	Barker.....244.2
1923	Uhle.....358	1983	Sutcliffe.....243.1
1924	Shaute.....283	1984	Blyleven.....245.0
1925	Smith.....237	1985	Heaton.....207.2
1926	Uhle.....318	1986	Candiotti.....252.1
1927	Hudlin.....265	1987	Candiotti.....201.2
1928	Shaute.....254	1988	Swindell.....242.0
1929	Hudlin.....280	1989	Black.....222.1
1930	Ferrell.....297	1990	Jones.....214.2
1931	Ferrell.....276	1991	Olin.....238.0
1932	Ferrell.....288	1992	Olin.....252.0
1933	Harder.....253	1993	Plunk.....208.2
1934	Harder.....255	1994	Martinez.....176.2
1935	Harder.....287	1995	Mesa.....187.0
1936	Allen.....243	1996	Mesa.....222.0
1937	Harder.....234	1997	Mesa.....227.0
1938	Feller.....278	1998	Jackson.....210.1
1939	Feller.....297	1999	Jackson.....220.0
1940	Feller.....320	2000	Karsay.....218.0
1941	Feller.....343	2001	Wickman.....222.1
1942	Bagby.....271	2002	Wickman.....210.0
1943	Bagby.....273	2003	Baez.....197.2
1944	Gromek.....204	2004	Wickman.....215.2
1945	Gromek.....251	2005	Wickman.....210.2
1946	Feller.....371	2006	Wickman.....211.1
1947	Feller.....299	2007	Borowski.....241.0*
1948	Lemon.....294	2008	Lewis.....223.1
1949	Lemon.....280	2009	Wood.....152.0
1950	Lemon.....288*	2010	C. Perez.....210.1
1951	Wynn.....274*	2011	C. Perez.....216.0
1952	Lemon.....310*	2012	C. Perez.....206.1
1953	Lemon.....287*	2013	C. Perez.....193.0
1954	Wynn.....271*	2014	Allen.....235.2
1955	Wynn.....230	2015	Allen.....222.0
1956	Wynn.....278	2016	Allen.....215.0
1957	Wynn.....263	2017	Allen.....203.2
1958	McLish.....226		
1959	McLish.....235		
1960	J. Perry.....261		

* Led American League

(g) Tied with Palmer of Baltimore

SAVES was not an official record until 1969

% Pitched under name Fausto Carmona, 2006-2011

TEAM PITCHING LEADERS 1901-2017

WINS			ERA		WINS		ERA	
1901	Moore	16-14	Moore	2.90	1931	Ferrell.....22-12	Ferrell.....3.75	
1902	Bernhard Joss Moore	17-5 17-13 17-17	Bernhard	2.20	1932	Ferrell.....23-13	Ferrell.....3.66	
1903	Moore	19-9	Moore	1.74*	1933	Hildebrand.....16-11	Pearson.....2.33*	
1904	Bernhard	23-13	Joss	1.59*	1934	Harder.....20-12	Harder.....2.61	
1905	Joss	20-12	Joss	2.01	1935	Harder.....22-11	Harder.....3.29	
1906	Rhoads	22-10	Joss	1.72	1936	Allen.....20-10	Allen.....3.44	
1907	Joss	27-11 ^(b)	Joss	1.83	1937	Allen.....15-1 Harder.....15-12	Allen.....2.55	
1908	Joss	24-11	Joss	1.16*	1938	Harder.....17-10 Feller.....17-11	Harder.....3.83	
1909	Young	19-15	Joss	1.71	1939	Feller.....24-9*	Feller.....2.85	
1910	Falkenberg	14-13	Young	2.53	1940	Feller.....27-11*	Feller.....2.61*	
1911	Gregg	23-7	Gregg	1.80*	1941	Feller.....25-13*	Feller.....3.15	
1912	Gregg	20-13	Gregg	2.59	1942	Bagby.....17-9	Bagby.....2.96	
1913	Falkenberg	23-10	Mitchell	1.91	1943	Smith.....17-7 Bagby.....17-14	Smith.....2.55	
1914	Mitchell	12-17	Steen	2.60	1944	Harder.....12-10	Gromek.....2.56	
1915	Morton	16-15	Morton	2.14	1945	Gromek.....19-9	Gromek.....2.55	
1916	Bagby	16-16	Bagby	2.61	1946	Feller.....26-15 ^(c)	Feller.....2.18	
1917	Bagby	23-13	Coveleski	1.81	1947	Feller.....20-11*	Feller.....2.68	
1918	Coveleski	22-13	Coveleski	1.82	1948	Bearden.....20-7 Lemon.....20-14	Bearden.....2.43*	
1919	Coveleski	24-12	Coveleski	2.61	1949	Lemon.....22-10	Garcia.....2.36	
1920	Bagby	31-12*	Coveleski	2.49	1950	Lemon.....23-11*	Wynn.....3.20*	
1921	Coveleski	23-13	Coveleski	3.37	1951	Feller.....22-8*	Wynn.....3.02	
1922	Uhle	22-16	Coveleski	3.32	1952	Wynn.....23-12	Garcia.....2.37	
1923	Uhle	26-16*	Coveleski	2.76*	1953	Lemon.....21-15	Garcia.....3.25	
1924	Shaute	20-17	Smith	3.02	1954	Lemon.....23-7* Wynn.....23-11	Garcia.....2.64*	
1925	Buckeye Uhle	13-8 13-11	Miller	3.31	1955	Lemon.....18-10 ^(d)	Wynn.....2.82	
1926	Uhle	27-11*	Uhle	2.83	1956	Score.....20-9 Wynn.....20-9 Lemon.....20-14	Score.....2.53	
1927	Hudlin	18-12	Miller	3.21	1957	Wynn.....14-17	Narleski.....3.09	
1928	Hudlin	14-14	Shaute, Hudlin	4.04	1958	McLish.....16-8	McLish.....2.99	
1929	Ferrell	21-10	Hudlin	3.34	1959	McLish.....19-8	J. Perry.....2.65	
1930	Ferrell	25-13	Ferrell	3.31	1960	J. Perry.....18-10 ^(e)	J. Perry.....3.62	

TEAM PITCHING LEADERS, 1901-2017 (continued)

	WINS	ERA
1961	Grant 15-9	Grant 3.86
1962	Donovan 20-10	Donovan 3.59
1963	Kralick 13-9 Grant 13-14	Kralick 2.92
1964	Kralick 12-7	McDowell 2.70
1965	McDowell ... 17-11	McDowell 2.18*
1966	Siebert 16-8	Hargan 2.48
1967	Hargan 14-13	Siebert 2.38
1968	Tiant 21-9	Tiant 1.60*
1969	McDowell ... 18-14	McDowell 2.94
1970	McDowell ... 20-12	McDowell 2.92
1971	McDowell ... 13-17	McDowell 3.40
1972	G. Perry 24-16 ^(f)	G. Perry 1.92
1973	G. Perry 19-19	G. Perry 3.38
1974	G. Perry 21-13	G. Perry 2.51
1975	Peterson 14-8	Eckersley 2.60
1976	Dobson 16-12	Bibby 3.20
1977	Eckersley 14-13	Eckersley 3.53
1978	Waits 13-15	Waits 3.20
1979	Waits 16-13	Wise 3.73
1980	Barker 19-12	Barker 4.17
1981	Blyleven 11-7	Blyleven 2.88
1982	Barker 15-11	Sutcliffe 2.96*
1983	Sutcliffe 17-11	Sorensen 4.24
1984	Blyleven 19-7	Blyleven 2.87
1985	Heaton 9-17 Blyleven 9-11	Blyleven 3.26
1986	Candiotti 16-12	Candiotti 3.57
1987	Bailes 7-8 Niekro 7-11 Candiotti 7-18	Candiotti 4.78
1988	Swindell 18-14	Swindell 3.20
1989	Swindell 13-6 Candiotti 13-10	Candiotti 3.10

	WINS	ERA
1990	Candiotti 15-11	Black 3.53
1991	Nagy 10-15	Swindell 3.48
1992	Nagy 17-10	Nagy 2.96
1993	Mesa 10-12	Mesa 4.92
1994	Clark 11-3 Martinez 11-6	Nagy 3.45
1995	Hershiser 16-6 Nagy 16-6	Martinez 3.08
1996	Nagy 17-5	Nagy 3.41
1997	Nagy 15-11	Nagy 4.28
1998	Burba, Nagy . 15-10	Colón 3.71
1999	Colón 18-5	Colón 3.95
2000	Burba 16-6 Finley 16-11	Colón 3.88
2001	Sabathia 17-5	Colón 4.09
2002	Sabathia 13-11	Sabathia 4.37
2003	Sabathia 13-9	Sabathia 3.60
2004	Westbrook ... 14-9 Lee 14-8	Westbrook 3.38
2005	Lee 18-5	Millwood 2.86*
2006	Westbrook 15-10	Sabathia 3.22
2007	Sabathia 19-7 %Hernandez 19-8	%Hernandez 3.06
2008	Lee 22-3*	Lee 2.54*
2009	Huff 11-8	Lee 3.14#
2010	%Hernandez . 13-14	%Hernandez 3.77
2011	Masterson ... 12-10 Tomlin 12-7	Masterson 3.21
2012	Masterson 11-15	Masterson 4.93
2013	Masterson 14-10	Jimenez 3.30
2014	Kluber 18-9	Kluber 2.44
2015	Salazar 14-10 Carrasco 14-12	Salazar 3.45
2016	Kluber 18-9	Kluber 3.14
2017	Kluber 18-4 (g) Carrasco .. 18-6 (g)	Kluber 2.25*

* Led American League, (b) Tied with White of Chicago, (c) Tied with Newhouser of Detroit, (d) Tied with Ford of New York and Sullivan of Boston, (e) Tied with Estrada of Baltimore, (f) Tied with Wood of Chicago, (g) Tied with Vargas of KC.

only 152.0 IP

%Pitched under name Fausto Carmona, 2006-2011

STRIKEOUTS		COMPLETE GAMES		STRIKEOUTS		COMPLETE GAMES	
1901	Moore.....99 Dowling.....99	Moore28 Dowling28		1942	Harder.....74	Bagby16	
1902	Joss106	Moore29		1943	Reynolds.....151*	Bagby16	
1903	Moore.....148	Joss31		1944	Gromek.....115	Harder, Gromek...12	
1904	Moore.....139	Bernhard35		1945	Reynolds.....112	Gromek21	
1905	Joss132	Joss.....31		1946	Feller.....348*	Feller36*	
1906	Hess167	Hess33		1947	Feller.....196*	Feller20	
1907	Joss127	Joss.....34		1948	Feller.....164*	Lemon20*	
1908	Joss130	Joss29		1949	Lemon.....138	Lemon22	
1909	Berger.....162	Young30		1950	Lemon.....170*	Lemon22*(e)	
1910	Falkenberg.....107	Falkenberg18		1951	Wynn.....133	Wynn21	
1911	Krapp.....132	Gregg22		1952	Wynn.....153	Lemon28*	
1912	Gregg.....184	Gregg26		1953	Wynn138	Lemon23	
1913	Falkenberg.....166 Gregg.....166	Falkenberg23 Gregg23		1954	Wynn.....155	Lemon21*(f)	
1914	Mitchell179	Mitchell.....16		1955	Score245*	Wynn16	
1915	Mitchell149	Morton15		1956	Score263*	Lemon21*(g)	
1916	Bagby, Morton ..88	Bagby14		1957	Wynn.....184*	Wynn13	
1917	Coveleski133	Bagby26		1958	Grant.....111	McLish.....13	
1918	Morton123	Coveleski.....25		1959	Score147	McLish.....13	
1919	Coveleski118	Coveleski.....24		1960	Perry.....120	Perry.....10	
1920	Coveleski133*	Bagby30*		1961	Bell.....163	Grant, Bell11	
1921	Coveleski99	Coveleski.....28		1962	Latman.....117	Donovan.....16	
1922	Morton102	Uhle23		1963	Ramos169	Kralick, Grant ...10	
1923	Uhle109	Uhle29*		1964	McDowell177	Tiant9	
1924	Shaute68	Shaute21		1965	McDowell325*	McDowell.....14	
1925	Uhle68	Smith22*(b)		1966	McDowell225*	Bell12	
1926	Uhle159	Uhle32*		1967	McDowell236	Hargan.....15	
1927	Uhle69	Hudlin18		1968	McDowell283*	Tiant19	
1928	Shaute81	Shuate21		1969	McDowell279*	McDowell.....18	
1929	Ferrell.....100	Hudlin22		1970	McDowell304*	McDowell.....19	
1930	Ferrell.....143	Ferrell25		1971	McDowell192	McDowell.....8	
1931	Ferrell.....123	Ferrell27*(c)		1972	Perry234	Perry.....29*	
1932	Ferrell.....105	Ferrell26		1973	Perry238	Perry.....29*	
1933	Hildebrand90	Ferrell16		1974	Perry216	Perry.....28	
1934	Pearson140	Pearson.....19		1975	Eckersley152	Perry.....10	
1935	Harder.....95	Harder17					
1936	Allen165	Allen19					
1937	Feller.....150	Allen14					
1938	Feller.....240*	Feller20					
1939	Feller.....246*	Feller24*(d)					
1940	Feller.....261*	Feller31*					
1941	Feller.....260*	Feller28					

TEAM PITCHING LEADERS, 1901-2017 (continued)

STRIKEOUTS		COMPLETE GAMES		STRIKEOUTS		COMPLETE GAMES	
1976	Eckersley.....200	Eckersley.....	9	1998	Colón.....158	Colón.....	6
1977	Eckersley.....191	Garland.....	21	1999	Burba.....174	Burba.....	1
1978	Wise.....106	Waits.....	15		Colón, Nagy.....	Colón, Nagy.....	1
1979	Monge.....108	Wise.....	9	2000	Colón.....212	Finley.....	3
	Wise.....108			2001	Colón.....201	Colón.....	1
1980	Barker.....187*	Waits.....	9		Finley, Burba.....	Finley, Burba.....	1
1981	Barker.....127*	Barker.....	9	2002	Sabathia.....149	Colón.....	4
		Blyleven.....	9	2003	Sabathia.....141	Sabathia.....	2
1982	Barker.....187	Barker.....	10	2004	Lee.....161	Westbrook.....	5(h)
1983	Sutcliffe.....160	Sutcliffe.....	10	2005	Sabathia.....161	Westbrook.....	2
1984	Blyleven.....170	Blyleven.....	12	2006	Sabathia.....172	Sabathia.....	6
1985	Blyleven.....129	Blyleven.....	15	2007	Sabathia.....209	Sabathia.....	4
1986	Candiotti.....167	Candiotti.....17*		2008	Lee.....170	Lee.....	4
1987	Candiotti.....111	Candiotti.....	7	2009	Lee.....107	Lee.....	3
1988	Swindell.....180	Swindell.....	12	2010	Masterson.....140	%Hernandez.....	4
1989	Farrell.....132	Farrell.....	7	2011	Masterson.....158	Masterson.....	1
1990	Swindell.....135	Black.....	5			Carrasco.....	1
1991	Swindell.....169	Swindell.....	7	2012	Masterson.....159	Masterson/Lowe....	1
1992	Nagy.....169	Nagy.....	10	2013	Masterson.....195	Masterson.....	3
1993	Mesa.....118	Mesa.....	3	2014	Kluber.....269	Kluber.....	3
1994	Nagy.....108	Martinez.....	7	2015	Kluber.....245	Kluber.....	4(i)
1995	Nagy.....139	Martinez.....	3	2016	Kluber.....227	Kluber.....	3
1996	Nagy.....167	McDowell.....	5	2017	Kluber.....265	Kluber.....	5 (k)
		Nagy.....	5				
1997	Nagy.....149	Colón.....	1				
		Hershiser.....	1				
		Nagy, Ogea.....	1				

* Led American League, (b) Tied with Ehmke of Boston, (c) Tied with Grove of Philadelphia, (d) Tied with Newsom of Detroit, (e) Tied with Garver of St. Louis, (f) Tied with Porterfield of Washington, (g) Tied with Pierce of Chicago, (h) Tied with Mulder of Oakland and Ponson of Baltimore, (i) tied with Buehrle of Toronto (k) tied with Santana of Minnesota

%Pitched under name Fausto Carmona, 2006-2011

20 OR MORE SAVES IN ONE SEASON

46	Jose Mesa	1995	36	Chris Perez	2011	24	Cody Allen	2014
45	Joe Borowski	2007	34	Cody Allen	2015	23	Ernie Camacho	1984
45	Bob Wickman	2005	32	Doug Jones	1989	23	Chris Perez	2010
43	Doug Jones	1990	32	Bob Wickman	2001	21	Dave LaRoche	1976
40	Mike Jackson	1998	32	Cody Allen	2016	21	Dan Spillner	1982
39	Jose Mesa	1996	30	Cody Allen	2017	20	Ernie Camacho	1986
39	Mike Jackson	1999	29	Steve Olin	1992	20	Steve Karsay	2000
39	Chris Perez	2012	25	Danys Baez	2003	20	Bob Wickman	2002
37	Doug Jones	1988	25	Chris Perez	2013	20	Kerry Wood	2009

FOUR STRIKEOUTS IN ONE INNING

PITCHER	GAME	INNING
Guy Morton	June 11, 1916 vs. Philadelphia	7th inning
Lee Strange	September 2, 1964 at Washington	7th inning
Mike Paxton	July 21, 1978 vs. Seattle	5th inning
Paul Shuey	May 14, 1994 vs. Detroit	9th inning
Chuck Finley	April 16, 2000 vs. Texas	3rd inning
Justin Masterson	August 4, 2011 at Boston	2nd inning

CLUB PITCHING/SEASON

Games won, in a season	111; 1954
Games lost, in a season	105; 1991 (162 games)
Highest winning percentage, in a season721; 1954 (154 games, 111-43)
Lowest winning percentage, in a season329; 1991
Games won, in a month	26; August, 1954 (*won 26 in Sept/Oct 2017)
Games lost, in a month	24; July 1914; August 2012
Lowest ERA	2.02; 1908
Highest ERA	5.28; 1987
Most complete games	141; 1904
Fewest complete games	2; 2011 & 2012 (both 162 game seasons)
Most shutouts won	27; 1906
Most shutouts lost	24; 1914
Most consecutive shutouts	4: June 24 (G#2) — June 27 (G#1), 1903, August 15 (G#2) — August 20, 1948
Most consecutive shutout innings	47; August 15 (G#1) — August 21, 1948
Most 1-0 games won	7; 1989
Most 1-0 games lost	7; 1918 and 1955
Most one run games lost	36; 2005
Most shutouts won from one club	8; vs. Washington, 1965
Most saves	51; 2005 (162 games)
Fewest saves	21; 1973
Most innings pitched	1478; 1967 (162 games)
Fewest hits allowed	1087; 1968 (162 games)
Most runs allowed	957; 1987 (162 games)
Fewest runs allowed	459; 1908 (154 games)
Most earned runs allowed	835; 1987 (162 games)
Most home runs allowed	219; 1987 (162 games)
Fewest home runs allowed (since 1949)	80; 1976 (162 games)
Most bases on balls	770; 1971 (162 games)
Fewest bases on balls	271; 1903 (140 games)
Most strikeouts	1614; 2017 (MLB Record, 162 games)
Most strikeouts, starters	1066; 2017 (162 games)
Most strikeouts, relievers	548; 2017 (162 games)
Fewest strikeouts	315; 1924 (153 games)
Fewest wild pitches	10; 1943 (153 games)
Most no-hit games	2; 1908 (154 games)
Most one-hit (or fewer) games	6; 2015 (162 games, MLB record)
Most consecutive years with no-hit games by pitchers	3; 1946, 1947 and 1948
Most consecutive one-hit, nine inning games	2; vs. New York, September 25 and 26, 1907
Fewest opponents official at-bats	4933; 1945 (147 games)
Fewest opponents batters facing pitchers	5335; 1976 (159 games)
Most sacrifice flies allowed	73; 1984 (163 games)
Most games, ten or more strikeouts	92; 2017 (MLB Record, 162 games)
Most consecutive games, 10 or more strikeouts	13; Aug. 3-17, 2017 (MLB Record)
Most consecutive games, 12 or more strikeouts	8; Aug. 9-17, 2017 (MLB Record)

PINCH HITTING LEMON

According to **The Great Book of Baseball Knowledge** by David Nemeo, Bob Lemon holds the record for highest career pinch-hit batting average by a pitcher (minimum 100 Pinch At-bats). Lemon had 31 pinch hits in 109 pinch-hit at bats for a .284 batting average from 1941 through 1958. Lemon spent his entire major league playing career with the Indians.

CLUB PITCHING/GAME

Most hits allowed, 9.0 inning game	25; vs. California, August 23, 1967 at Philadelphia, July 25, 1929, at Minnesota, June 4, 2002
Most hits allowed, extra inning game	27; at Washington, May 16, 1933
Most runs allowed	24; vs. Boston, August 21, 1986
Most runs, allowed, inning	13; Philadelphia, July 7, 1923
Most runs allowed, inning, none out	12; at Boston, May 7, 2009
Most wild pitches, game	4; many times, last vs. Minnesota, June 23, 2013
Most home runs allowed, inning	4; 3x, last vs. Kansas City, June 29, 2001
Most extra base hits allowed, game	11; 8x, last vs. New York-AL, April 9, 2013
Most total bases allowed, game	43, at Philadelphia, July 25, 1929
Most total bases allowed, extra-inning game	40, two times, last at Chicago-AL, August 16, 2011
Most earned runs allowed	22; vs. Boston, August 21, 1986 at Minnesota, June 4, 2002
Most home runs allowed	7; Milwaukee, April 29, 1980 7; Oakland, July 6, 1990 7; Texas, August 1, 2003
Most strikeouts, nine innings	19, three times, at Minnesota (day), August 17, 2017
Most strikeouts, extra innings	21; vs. Detroit, September 18, 1966
Most pitchers, 9.0 game	9; two times, vs. Chicago-NL, June 17, 2015
Most pitchers, extra-inning game	10; four times, at Minnesota, last Sept. 10, 2016 (12IP)
Most innings pitched, extra-inning game	21; at Minnesota, August 31, 1993
Most walks, 9.0 game	15; 3x, last at Baltimore, September 28, 1973 (game 2)
Most walks, extra innings	19; vs. Washington, September 14, 1971
Most intentional walks, 9.0 game	5; at Washington, September 2, 1970
Most intentional walks, extra inning game	5; 3x, last July 16, 1991 vs. Oakland
Most balks, game	3; vs. Kansas City, August 21, 1988 3; vs. Philadelphia, May 12, 1930
Most hit by pitch	5; vs. Chicago, May 30, 1956 (game 1)

200 OR MORE STRIKEOUTS IN ONE SEASON

SO	PITCHER	YEAR	SO	PITCHER	YEAR
348	Bob Feller	1946	240	Bob Feller	1938
325	Sam McDowell	1965	238	Gaylord Perry	1973
304	Sam McDowell	1970	236	Sam McDowell	1967
283	Sam McDowell	1968	234	Gaylord Perry	1972
279	Sam McDowell	1969	227	Corey Kluber	2016
269	Corey Kluber	2014	226	Carlos Carrasco	2017
265	Corey Kluber	2017	225	Sam McDowell	1966
264	Luis Tiant	1968	219	Luis Tiant	1967
263	Herb Score	1956	216	Gaylord Perry	1974
261	Bob Feller	1940	216	Carlos Carrasco	2015
260	Bob Feller	1941	212	Bartolo Colón	2000
246	Bob Feller	1939	209	C. C. Sabathia	2007
245	Corey Kluber	2015	201	Bartolo Colón	2001
245	Herb Score	1955	200	Dennis Eckersley	1976

OTHER NO-HITTERS

Earl Moore's 1901 no hitter (5/9/01) was one of those affected by a 1991 ruling regarding no-hitters. Moore pitched nine no-hit innings, but allowed hits in the 10th inning in a 4-2 loss against Chicago. One no hitter pitched against Cleveland prior to 1991 was also affected by the 1991 ruling. Tom Hughes (8/30/10) allowed a hit in the 10th and lost the game, 5-0, in the 11th. On April 12, 1992 Matt Young did not allow a hit in a 2-1 Tribe win over Boston at Cleveland Stadium. Young pitched the entire eight innings for Boston (Cleveland did not bat in the ninth), but, based on the 1991 ruling, did not receive credit for a no-hitter.

NO-HIT GAMES BY INDIANS (14)

(CG, 9.0 OR MORE INNINGS)

DATE	PITCHER	OPPONENT	SCORE	PLAYED AT
Sept. 18, 1908	Robert Rhoads	Boston	2-1	Cleveland
Oct. 2, 1908	(b) Adrian "Addie" Joss	Chicago	1-0	Cleveland
April 20, 1910	Adrian "Addie" Joss	Chicago	1-0	Chicago
Sept. 10, 1919	Ray Caldwell	New York	3-0	New York
April 29, 1931	Wes Ferrell	St. Louis	9-0	Cleveland
April 16, 1940	(c) Bob Feller	Chicago	1-0	Chicago
April 30, 1946	Bob Feller	New York	1-0	New York
July 10, 1947	(d) Don Black	Philadelphia	3-0	Cleveland
June 30, 1948	(e) Bob Lemon	Detroit	2-0	Detroit
July 1, 1951	(f) Bob Feller	Detroit	2-1	Cleveland
June 10, 1966	(e) Sonny Siebert	Washington	2-0	Cleveland
July 19, 1974	(e) Dick Bosman	Oakland	4-0	Cleveland
May 30, 1977	(e) Dennis Eckersley	California	1-0	Cleveland
May 15, 1981	(b) Len Barker	Toronto	3-0	Cleveland

(a) Pitched nine hitless innings, lost in 10th inning on two hits, (b) Perfect game, (c) Opening Day, (d) First game of two-nite doubleheader, (e) Night game, (f) First game of doubleheader

NO-HIT GAMES AGAINST INDIANS (11)

DATE	PITCHER	OPPONENT	SCORE	PLAYED AT
May 12, 1910	Chief Bender	Philadelphia	4-0	Philadelphia
May 31, 1914	Joe Benz	Chicago	6-1	Chicago
Aug. 26, 1916	Joe Bush	Philadelphia	5-0	Philadelphia
Aug. 31, 1935	Vern Kennedy	Chicago	5-0	Chicago
Aug. 27, 1938	(h) Monte Pearson	New York	13-0	New York
July 12, 1951	(i) Allie Reynolds	New York	1-0	Cleveland
Sept. 16, 1965	Dave Morehead	Boston	2-0	Boston
Aug. 25, 1967	(j) Dean Chance	Minnesota	2-1	Cleveland
Sept. 2, 1990	Dave Stieb	Toronto	3-0	Cleveland
Sept. 4, 1993	Jim Abbott	New York	4-0	New York
July 27, 2011	Ervin Santana	Los Angeles (AL)	3-1	Cleveland

(h) Second game of doubleheader, (i) Night game, (j) Second game of two-nite doubleheader

15 OR MORE STRIKEOUTS IN ONE GAME (20)

SO	PITCHER	GAME
19	Luis Tiant	July 3, 1968 vs. Minnesota (10.0IP)
18	Corey Kluber	May 13, 2015 vs. St. Louis (8.0IP)
18	Bob Feller	October 2, 1938 vs. Detroit (9.0IP, game 1)
17	Bob Feller	September 13, 1936 vs. Philadelphia (9.0IP, game 1)
16	Bob Feller	August 25, 1937 vs. Boston (9.0IP, game 1)
16	Herb Score	May 1, 1955 vs. Boston (9.0IP, game 2)
16	Sam McDowell	Sept. 4, 1965 at Baltimore (10.0IP)
16	Luis Tiant	August 22, 1967 vs. California (9.0IP)
16	Sam McDowell	May 1, 1968 vs. Oakland (9.0IP)
16	Luis Tiant	September 9, 1968 at Minnesota (9.0IP)
15	Bob Feller	August 23, 1936 vs. St. Louis (9.0IP)
15	Herb Score	May 19, 1956 vs. Washington (9.0IP)
15	Pedro Ramos	July 31, 1963 vs. Los Angeles (8.1IP, game 2)
15	Sam McDowell	June 5, 1965 vs. Detroit (10IP)
15	Sonny Siebert	June 17, 1965 vs. Washington (9.0IP)
15	Sam McDowell	July 12, 1968 at Oakland (8.2IP)
15	Sam McDowell	May 6, 1970 at Chicago (8.1IP)
15	Sam McDowell	July 6, 1970 vs. Washington (8.2IP)
15	Greg Swindell	May 10, 1987 vs. Kansas City (9.0IP)
15	Carlos Carrasco	September 25, 2015 at Kansas City (9.0IP)

INDIVIDUAL LIFETIME PITCHING RECORDS

Most games won.....266	Bob Feller	Most one-hit games.....12	Bob Feller
Most years winning 20 or more games.....7	Bob Lemon	Most seasons.....20	Mel Harder ('28-'47)
Most defeats.....186	Mel Harder	Most games.....582	Mel Harder
Most games started.....484	Bob Feller	Most bases on balls.....1764	Bob Feller
Most completed games.....279	Bob Feller	Most hit by pitcher.....95	George Uhle
Most innings pitched.....3827	Bob Feller	Most strikeouts.....2581	Bob Feller
Most no-hit games.....3	Bob Feller	Most shutouts.....45	Addie Joss
Most home runs allowed.....224	Bob Feller	Most saves.....139	Bob Wickman

INDIVIDUAL PITCHING/GAME & INNING

Most innings pitched.....	19; Stan Coveleski, May 24, 1918
Most hits allowed.....	23; Bock Baker, April 28, 1901
Most home runs, inning (c).....	4; Cal McLish, May 27, 1957 / Dave Burba, June 29, 2001
Most home runs, game.....	5; Luis Tiant, April 18, 1969 / Gary Bell, April 29, 1962
Most runs allowed, game.....	15; Bob Feller, August 26, 1938 vs. New York (game1)
Most base on balls, game.....	11; 6x, last by Sam McDowell, July 4, 1964
Most intentional walks, game.....	5; Sam McDowell, September 2, 1970
Most consecutive home runs allowed, inning.....	3; last by Carl Pavano, July 27, 2009
Most strikeouts, 9.0 IP game.....	18; Bob Feller, Oct. 2, 1938 vs. Detroit; Corey Kluber, May 13, 2015 vs. St. Louis
Most strikeouts, extra inning game.....	19; Luis Tiant, July 3, 1968 vs. Minnesota
Most consecutive strikeouts.....	7; Corey Kluber, May 4, 2014 vs. Chicago-AL
Three strikeouts, one inning, 9 pitches.....	Carlos Carrasco, July 7, 2017 vs. Detroit (5th inning)
Most consecutive strikeouts to start game.....	6; Bartolo Colon, July 26, 2000 at Toronto
Most consecutive walks to start game (c).....	4; Bartolo Colon, June 29, 2000 at Kansas City
Most strikeouts, two consecutive games (RHP) (b).....	32; Luis Tiant, June 29 (13) and July 3 (19), 1968
Most strikeouts, two consecutive games (LHP).....	30; Sam McDowell, May 1 (16) and May 6 (14), 1968
Most strikeouts, three consecutive games.....	41; Luis Tiant, June 23 (9), June 29 (13), July 3 (19), 1968
Most hit batters, game.....	3; 16 times, last by Trevor Bauer, Sept. 18, 2016
Most hit batters, inning (c).....	3; Bud Black, July 8, 1988, fourth inning
Most balks, game.....	3; Milburn Shoffner, May 12, 1930
Most balks, inning (c).....	3; Milburn Shoffner, May 12, 1930
Most wild pitches.....	4; four times, last Jake Westbrook, April 5, 2010
Most consecutive games pitched.....	8; Ed Klieman, July 18-22, 1948
Most consecutive innings without a walk.....	48; Paul Byrd, April 26—June 6, 2007
Most consecutive starts, 8 or more strikeouts.....	14; Corey Kluber, June 1-Aug. 13, 2017
Most consecutive starts, 10 or more strikeouts.....	5, two times, both Kluber, last July 15-Aug. 8, 2017
Most consecutive starts, 11 or more strikeouts.....	5; Corey Kluber, July 15-Aug. 8, 2017
Most consecutive starts, 12 or more strikeouts.....	3; Corey Kluber, July 15-29, 2017

b) Ties American League Record. (c) Ties Major League Record

ALL-TIME ROOKIE RECORDS INDIVIDUAL SEASON PITCHING

Highest season percentage.....	773	CC Sabathia, 2001	
Most victories (LH).....	23	Vean Gregg, 1911	
Most victories (RH).....	21	Wes Ferrell, 1929	
Lowest ERA (LH).....	1.80	Vean Gregg, 1911	
Lowest ERA (RH).....	2.05	Glenn Liebhardt, 1907	
Most losses (LH).....	11	Dick Stigman, 1960	
Most losses (RH).....	17	Jim Bagby, 1916	
Most games started.....	34	Glenn Liebhardt, 1907; Dick Tidrow, 1972	
Most complete games.....	28	Earl Moore, 1901; Addie Joss, 1902	
Most shutouts.....	6	Gene Bearden, 1948	
Most strikeouts (LH).....	245	Herb Score, 1955 ^(a)	
Most strikeouts (RH).....	152	Dennis Eckersley, 1975	
Most innings pitched.....	280.1	Glenn Liebhardt, 1907	
Most saves (LH).....	9	Dick Stigman, 1960	
Most saves (RH).....	18	Tom Buskey, 1974	
Most relief wins (LH).....	8	Scott Bailes, 1986	
Most relief wins (RH).....	10	Julian Tavarez, 1995	
Most relief appearances (LH).....	54	Steve Mingori, 1971	
Most relief appearances (RH).....	58	Tom Waddell, 1984	

(a) Major League Record, (b) American League Record

INDIVIDUAL PITCHING/SEASON

Most games (LHP)	76	Sid Monge, 1979
Most games (RHP)	80	Bryan Shaw, 2014
Most games started	44	George Uhle, 1923
Most complete games	36	Bob Feller, 1946
Most innings pitched	371	Bob Feller, 1946
Most wins (LHP)	23	Vean Gregg, 1911
Most wins (RHP)	31	Jim Bagby, Sr., 1920
Most consecutive wins	15	Johnny Allen, 1937; Gaylord Perry, 1974
Most consecutive road wins	16	Cal McLish, 1958-59
Most wins, relief	12	Sid Monge, 1979; Dan Spillner, 1982
Most losses, LHP	22	Pete Dowling, 1901
Most losses, RHP	20	Luis Tiant, 1969
Most consecutive losses	13	Guy Morton, 1914
Most losses, relief	11	Frank Funk, 1961
Most saves (LHP)	21	Dave LaRoche, 1976
Most saves (RHP)	46	Jose Mesa, 1995
Most consecutive saves	38	Jose Mesa, 1995
Most games finished	65	Mike Jackson, 1999
Most shutouts	10	Bob Feller, 1946; Bob Lemon, 1948
Most shutout losses	7	Bob Feller, 1946
Most consecutive shutouts	4	Luis Tiant, 1968
Most consecutive shutout innings	41	Luis Tiant, 1968
Most consecutive shutout innings, relief	35	Al Benton, 1949
Most consecutive hitless innings	22.1	Dennis Eckersley, 1977
Most strikeouts (LHP)	325	Sam McDowell, 1965
Most strikeouts (RHP)	348	Bob Feller, 1946
Most bases on balls	208	Bob Feller, 1938 ^(b)
Most wild pitches	18	Sam McDowell, 1967; Otto Hess, 1905
Most hit batsmen	24	Otto Hess, 1906
Most balks	8	Tom Candiotti, 1989
Most hits allowed	378	George Uhle, 1923
Most runs allowed	167	George Uhle, 1923
Most earned runs allowed	150	George Uhle, 1923
Most home runs allowed	37	Luis Tiant, 1969
Most sacrifice hits	25	Bob Feller, 1946
Most sacrifice flies	16	Wes Ferrell and Mel Harder, 1930
Most grand slams allowed, season	3	Mel Harder, 1938; Cliff Lee, 2005
Lowest ERA (LHP)	1.80	Vean Gregg, 1911
Lowest ERA (RHP)	1.16	Addie Joss, 1908
Highest winning percentage	0.938	Johnny Allen (15-1), 1937 ^(b)
Most GS with HR allowed in consecutive starts	15	Josh Tomlin, June 9-August 30, 2016
Lowest winning percentage	0.071	Guy Morton (1-13), 1914; Steve Hargan (1-13), 1971
Most 1-0 games won	3	Addie Joss, 1908; Stan Coveleski, 1917; Jim Bagby, Jr., 1943; Bob Feller, 1946; Greg Swindell, 1988, Justin Masterson, 2013
Most low-hit (no-hit, one-hit) games	3	Addie Joss, 1907; Bob Feller, 1946
Consecutive one-hitters	2	Sam McDowell, April 25-May 1, 1966
Most pitchers with at least 150 strikeouts	4	2015 & 2016 (Bauer / Carrasco / Kluber / Salazar) (c)
Most pitchers with at least 175 strikeouts	3	2017 (Bauer / Carrasco / Kluber) (c)
Most pitchers with at least 225 strikeouts	2	2017 (Carrasco / Kluber) (a)

(a) Major League Records, (b) American League Records, (c) tied American League Record

INDIANS 20-GAME WINNERS

YEAR	PLAYER	W	L	YEAR	PLAYER	W	L
1903	Earl Moore	20	8	1935	Mel Harder	22	11
1904	Bill Bernhard	23	13	1936	Johnny Allen	20	10
1905	Addie Joss	20	12	1939	Bob Feller	24	9
1906	Bob Rhodes	22	10	1940	Bob Feller	27	11
	Addie Joss	21	9	1941	Bob Feller	25	13
	Otto Hess	20	17	1946	Bob Feller	26	15
1907	Addie Joss	27	11	1947	Bob Feller	20	11
1908	Addie Joss	24	11	1948	Gene Bearden	20	7
1911	Vean Gregg	23	7		Bob Lemon	20	14
1912	Vean Gregg	20	13	1949	Bob Lemon	22	10
1913	Cy Falkenberg	23	10	1950	Bob Lemon	23	11
	Vean Gregg	20	13	1951	Bob Feller	22	8
1917	Jim Bagby	23	13		Mike Garcia	20	13
1918	Stanley Coveleski	22	13		Early Wynn	20	13
1919	Stanley Coveleski	24	12	1952	Early Wynn	23	12
1920	Jim Bagby	31	12		Mike Garcia	22	11
	Stanley Coveleski	24	14		Bob Lemon	22	11
	Ray Caldwell	20	10	1953	Bob Lemon	21	15
1921	Stanley Coveleski	23	13	1954	Bob Lemon	23	7
1922	George Uhle	22	16		Early Wynn	23	11
1923	George Uhle	26	16	1956	Herb Score	20	9
1924	Joe Shaute	20	17		Early Wynn	20	9
1926	George Uhle	27	11		Bob Lemon	20	14
1929	Wes Ferrell	21	10	1962	Dick Donovan	20	10
1930	Wes Ferrell	25	13	1968	Luis Tiant	21	9
1931	Wes Ferrell	22	12	1970	Sam McDowell	20	12
1932	Wes Ferrell	23	13	1972	Gaylord Perry	24	16
1934	Mel Harder	20	12	1974	Gaylord Perry	21	13
				2008	Cliff Lee	22	3

DID YOU KNOW?

According to the **Elias Sports Bureau** the 33 years without a 20-game winner (1975-2007) was the longest gap in Major League history, one year longer than the Phillies' 32-year streak from 1918 to 1949...The last Indians pitcher to be the first pitcher in the Majors to reach 20 wins was **BOB LEMON** in 1954 (August 29).

ALL-TIME TEAM RECORDS/PITCHING

INDIAN PITCHERS WHO LED AMERICAN LEAGUE IN EARNED RUN AVERAGE

PITCHER	YEAR	G	IP	ERA
Earl Moore	1903	29	248	1.74
Addie Joss	1904	25	192	1.59
Addie Joss	1908	42	325	1.16
Veau Gregg	1911	34	245	1.80
Stanley Coveleski	1920	41	315	2.49
Stanley Coveleski	1923	33	228	2.76
Monte Pearson	1933	19	135	2.33
Bob Feller	1940	43	320	2.61
Gene Bearden	1948	37	230	2.43
Early Wynn	1950	32	214	3.20
Mike Garcia	1954	45	259	2.64
Sam McDowell	1965	42	273	2.18
Luis Tiant	1968	34	258	1.60
Rick Sutcliffe	1982	34	216	2.96
Kevin Millwood	2005	30	192	2.86
Cliff Lee	2008	31	223	2.54
Corey Kluber	2017	29	203	2.25

INDIAN PITCHERS WHO LED AMERICAN LEAGUE IN GAMES WON

PLAYER	YEAR	NO.
* Addie Joss	1907	27
Jim Bagby	1920	31
George Uhle	1923	26
George Uhle	1926	27
Bob Feller	1939	24
Bob Feller	1940	27
Bob Feller	1941	25
* Bob Feller	1946	26
Bob Feller	1947	20
Bob Lemon	1950	23
Bob Feller	1951	22
* Early Wynn	1954	23
* Bob Lemon	1954	23
* Bob Lemon	1955	18
* Jim Perry	1960	18
* Gaylord Perry	1972	24
Cliff Lee	2008	22
* Corey Kluber	2014	18
* Corey Kluber	2017	18
* Carlos Carrasco	2017	18

* Tied for American League leadership

INDIAN PITCHERS WHO LED A.L. IN WON-LOST PERCENTAGE

PITCHER	YEAR	W	L	PCT.
Bill Bernhard	1902	18	5	.783
Ed Klepfer	1917	13	4	.765
Jim Bagby	1920	31	12	.721
George Uhle	1926	27	11	.711
Johnny Allen	1937	15	1	.938
Bob Feller	1951	22	8	.733
Cliff Lee	2005	18	5	.783
Cliff Lee	2008	22	3	.880

INDIAN PITCHERS WHO LED AMERICAN LEAGUE IN STRIKEOUTS

PLAYER	YEAR	NO.
Stan Coveleski	1920	133
Bob Feller	1938	240
Bob Feller	1939	246
Bob Feller	1940	261
Bob Feller	1941	260
Allie Reynolds	1943	151
Bob Feller	1946	348
Bob Feller	1947	196
Bob Feller	1948	164
Bob Lemon	1950	170
Herb Score	1955	245
Herb Score	1956	263
Early Wynn	1957	184
Sam McDowell	1965	325
Sam McDowell	1966	225
Sam McDowell	1968	283
Sam McDowell	1969	279
Sam McDowell	1970	304
Len Barker	1980	187
Len Barker	1981	127

INDIAN PITCHERS WHO LED AMERICAN LEAGUE IN COMPLETE GAMES

PLAYER	YEAR	NO.
Jim Bagby	1920	30
George Uhle	1923	30
* Sherry Smith	1925	22
George Uhle	1926	32
* Wes Ferrell	1931	27
* Bob Feller	1939	24
Bob Feller	1940	31
Bob Feller	1946	36
Bob Lemon	1948	20
* Bob Lemon	1950	22
Bob Lemon	1952	28
* Bob Lemon	1954	21
* Bob Lemon	1956	21
Gaylord Perry	1972	29
Gaylord Perry	1973	29
Tom Candiotti	1986	17
* Jake Westbrook	2004	5
CC Sabathia	2006	6
* Corey Kluber	2015	4
* Corey Kluber	2017	5

**INDIAN PITCHERS WHO LED
AMERICAN LEAGUE IN INNINGS**

PLAYER	YEAR	NO.
CC Sabathia	2007	241.0
* Sam McDowell	1970	305.0
Early Wynn	1954	270.2
Bob Lemon	1953	286.2
Bob Lemon	1952	309.2
Early Wynn	1951	274.1
Bob Lemon	1950	288.0
Bob Lemon	1948	293.2
Bob Feller	1947	299.0
Bob Feller	1946	371.1
Jim Bagby, Jr	1943	273.0
Bob Feller	1941	343.0
Bob Feller	1940	320.1
Bob Feller	1939	296.2
George Uhle	1926	318.1
George Uhle	1923	357.2
Jim Bagby, Sr	1920	339.2

* Tied for American League leadership

**INDIAN PITCHERS WHO LED
AMERICAN LEAGUE IN SHUTOUTS**

PLAYER	YEAR	NO.
Addie Joss	1902	5
Stan Coveleski	1917	9
George Uhle	1922	5
Stan Coveleski	1923	5
* Clint Brown	1930	3
Oral Hildebrand	1933	6
* Mel Harder	1934	6
* Bob Feller	1940	4
* Al Milnar	1940	4
Bob Feller	1941	6
Bob Feller	1946	10
Bob Feller	1947	5
Bob Lemon	1948	10
* Mike Garcia	1952	6
* Mike Garcia	1954	5
Herb Score	1956	5
* Jim Perry	1960	4
* Dick Donovan	1962	5
* Sam McDowell	1966	5
* Luis Tiant	1966	5
* Steve Hargan	1967	6
Luis Tiant	1968	9
* C.C. Sabathia	2006	2
* Jeremy Sowers	2006	2
* Jake Westbrook	2006	2
* Paul Byrd	2007	2
* Cliff Lee	2008	2
* CC Sabathia	2008	3
* Justin Masterson	2013	3
Corey Kluber	2016	2
* Corey Kluber	2017	2

* Tied for American League leadership

**INDIAN PITCHERS WHO LED
AMERICAN LEAGUE IN GAMES PITCHED**

PLAYER	YEAR	NO.
* Bryan Shaw	2017	79
Bryan Shaw	2016	75
Bryan Shaw	2014	80
Ray Narleski	1955	60
Ed Klieman	1947	58
Bob Feller	1946	48
Joe Heving	1944	63
Bob Feller	1941	44
Bob Feller	1940	43
Johnny Humphries	1938	45
Jim Bagby	1920	48
* Jim Bagby	1918	45

FELLER'S TRIPLE CROWN

For pitchers, an equivalent of batting's Triple Crown is leading the league in wins, strikeouts, and ERA in a single season. Bob Feller accomplished this feat in 1940 with 27 wins, 261 strikeouts, and a 2.61 ERA. Feller captured two legs of this Triple Crown in 1939 (24 wins, 246 strikeouts), 1941 (25 wins, 260 strikeouts), 1946 (26 wins, 348 strikeouts), and 1947 (20 wins, 196 strikeouts). Bob Lemon (23 wins, 170 strikeouts) in 1950 and Sam McDowell (2.18 ERA, 325 strikeouts) in 1965 also came within one title of the Triple Crown.

CLUB FIELDING/SEASON

Highest fielding percentage.....	988	2000	(162 games)
Lowest fielding percentage.....	941	1901	(138 games)
Most putouts.....	4463	1964	(164 games)
Fewest putouts.....	3907	1945	(147 games)
Most assists.....	2206	1907	(158 games)
Fewest assists.....	1447	2017	(162 games)
Most total chances.....	6563	1910	(161 games)
Fewest total chances.....	5470	1945	(147 games)
Most errors.....	336	1901	(138 games)
Fewest errors.....	72	2000	(162 games)
Most errorless games.....	100	2017	(162 games)
Most consecutive errorless games.....	11	1967 and 1979	
Most double plays.....	197	1953	(155 games)
Fewest double plays.....	77	1915	(154 games)
Most consecutive games, one or more DP.....	25	1953	(38 double plays)
Most passed balls.....	35	1958	(153 games)
Fewest passed balls.....	3	1943	(153 games)
Most times five or more double plays.....	3	1970	(162 games)

CLUB FIELDING/GAME

Most double plays.....	6	vs. California, July 10, 1988;
	6	vs. Detroit, September 27, 1952
	6	vs. Washington, August 5, 1948
	6	vs. Kansas City, April 21, 2009
Most putouts, infield.....	25	vs. Boston, August 9, 1922
Most putouts, outfield.....	18	vs. St. Louis, September 28, 1929
Most assists, infield.....	22	at Minnesota, May 15, 2012
Most assists, outfield.....	5	vs. St. Louis, May 1, 1928
Fewest assists.....	0	vs. New York, July 4, 1945
Most errors, inning.....	7	vs. Chicago, September 20, 1905
Most assists, Inning.....	10	vs. Philadelphia, August 17, 1921

TOP FIELDING PERCENTAGE/SEASON

POSITION	RECORD	PLAYER	YEAR
First baseman	.997	Boog Powell/Carlos Santana	1975/2015
Second baseman	.993	Roberto Alomar	2001
Third baseman	.984	Willie Kamm	1933
Shortstop	.995	Omar Vizquel	2000
Outfielders	1.000(b-c)	Rocky Colavito/Michael Brantley	1965/2013
Catchers	.997	Jim Hegan	1955

(b, c) Ties American League and Major League Baseball record

RECORD FOR ERRORS BY A PITCHER

Jason Davis' six errors in 2003 equaled the club record for errors by a pitcher in single-season...Equaled Otto Hess' 1906 club mark of six.

INDIVIDUAL FIELDING/GAME

Most putouts, second baseman..... 12	Vern Fuller, April 11, 1969 (11 innings)
11	Roy Hughes, August 4, 1937 (9 innings)
Most putouts, third baseman 7	Bill Bradley, Sept. 21, 1901 & May 13, 1909
Most putouts, outfielder 12	Harry Bay, July 19, 1904 (12 innings)
Most assists, catcher, inning..... 3	Carlos Santana, August 28, 2012
Most putouts, pitcher..... 6	Bert Blyleven, June 24, 1984
Most assists, pitcher, inning..... 3	Joe Smith, Sept. 18, 2011
Most assists, first baseman 6	Pat Tabler, June 24, 1984
Most assists, second baseman 13	Bobby Avila, July 1, 1952 (19 innings)
Most assists, second baseman(inning) 4	Jason Kipnis, June 22, 2014
Most assists, third baseman 10	Ken Keltner, September 13, 1948
Most assists, shortstop..... 12	Lou Boudreau, September 14, 1939
Most assists, outfielder 4	Sam Langford, May 1, 1928
Most assists, outfielder, inning 2	Frank Baker, August 5, 1969
2	Gene Woodling, July 18, 1957
2	Juan Gonzalez, April 28, 2001
2	Russell Branyan, August 6, 2001
2	Casey Blake, September 13, 2006
2	Shin-Soo Choo, April 24, 2011
2	Lonnie Chisenhall, Sept. 10, 2015
Most double plays, shortstop..... 5	Julio Franco, June 9, 1984
Most double plays,first baseman 6	Eddie Robinson, August 5, 1948
	Ryan Garko, April 21, 2009
Most double plays, second baseman, extra inning game..... 6	Joe Gordon, August 31, 1949
Most double plays, second baseman, 9.0 IP..... 5	Carlos Baerga, September 13, 1991
Most errors, second baseman, inning..... 3	Bill Wambsganss, May 15, 1923
Most errors, shortstop, inning..... 4	Ray Chapman, June 20, 1914
Most errors, third baseman, inning..... 3	Andy Marte, June 10, 2010
Most errors, catcher, inning 3	John Peters, May 16, 1918
Most errors, outfielder, inning..... 3	Harry Bay, June 29, 1905
Unassisted triple play.....	last by Asdrubal Cabrera, May 13, 2008

INDIVIDUAL FIELDING/SEASON

First Basemen	Record	Player	Year
Putouts	1567	Hal Trosky	1935
Assists	155	Mickey Vernon	1949
Errors	40	Charles Hickman	1903
Fewest errors	3	Boog Powell/Carlos Santana	1975/2015
Total chances	1671	Chick Candil	1916
Double Plays	168	Mickey Vernon	1949
Second Basemen	Record	Player	Year
Games	160	Carlos Baerga	1992
Putouts	450	Nap Lajoie	1908
Assists	557	Johnny Hodapp	1930
Errors	56	Erwin Beck	1901
Fewest errors	3	Nap Lajoie	1905
Total Chances	988	Nap Lajoie	1908
Double plays	138	Carlos Baerga	1992

Third Basemen	Record	Player	Year
Putouts	192	Bill Bradley	1901
Assists	412	Graig Nettles	1971
Errors	43	Bill Bradley	1908
Fewest errors	4	Ken Keltner	1949
Total chances	587	Graig Nettles	1971
Double plays	54	Graig Nettles	1971
Shortstops	Record	Player	Year
Putouts	378	Ray Chapman	1918
Assists	570	Terry Turner	1906
Errors	98	John Gochnaur	1903
Fewest errors (min 700 TC)	5	Omar Vizquel	1998
Total chances	897	Ray Chapman	1915
Consecutive errorless games	95	Omar Vizquel	1999-2000
Double plays	134	Lou Boudreau	1944
Catchers	Record	Player	Year
Games	152	Jim Hegan	1949
Putouts	1052	Yan Gomes	2014
Assists	175	Steve O'Neill	1915
Errors	24	Jack Clark	1907
Fewest errors	2	Jim Hegan	1955
Total chances	1139	Yan Gomes	2014
Double plays	36	Steve O'Neill	1916
Outfielders	Record	Player	Year
Games	162	Rocky Colavito	1965
Putouts	448	Brett Butler	1984
Assists	32	Joe Jackson	1911
Errors	22	Jack Graney	1911
Fewest errors	0	Rocky Colavito	1965
Fewest errors	0	Michael Brantley	2013
Total chances	465	Brett Butler	1984
Double plays	10	Tris Speaker	1916
Consecutive errorless games	247	Michael Brantley	2012-14
Pitchers	Record	Player	Year
Games	80	Bryan Shaw	2014
Putouts	36	Larry Sorenson	1983
Assists	143	Addie Joss	1907
Errors	6	Otto Hess	1906
		Jason Davis	2003
Double plays	15	Bob Lemon	1953

Best double play combo Ray Mack, Lou Boudreau, 245 DPs,1943

Most unassisted double plays, outfielder 2; Tris Speaker, 1918 and Jose Cardenal, 1968

INDIANS YEAR-BY-YEAR HOME/ROAD BREAKDOWN

YEAR	HOME			ROAD			YEAR	HOME			ROAD		
	W	L	PCT	W	L	PCT		W	L	PCT	W	L	PCT
1901	28	39	.418	26	43	.377	1946	36	41	.468	32	45	.416
1902	40	25	.615	29	42	.408	1947	38	39	.494	42	35	.545
1903	49	25	.662	28	38	.424	1948	48	30	.615	49	28	.636
1904	44	31	.587	42	34	.553	1949	49	28	.636	40	37	.519
1905	41	36	.532	35	42	.455	1950	49	28	.636	43	34	.558
1906	47	30	.610	42	34	.553	1951	53	24	.688	40	37	.519
1907	46	31	.597	39	36	.520	1952	49	28	.636	44	33	.571
1908	51	26	.662	39	38	.506	1953	53	24	.688	39	38	.506
1909	39	37	.513	32	45	.416	1954	59	18	.766	52	25	.675
1910	39	36	.520	32	45	.416	1955	49	28	.636	44	33	.571
1911	46	30	.605	34	43	.442	1956	46	31	.597	42	35	.545
1912	41	35	.539	34	43	.442	1957	40	37	.519	36	40	.474
1913	45	32	.584	41	34	.547	1958	42	34	.553	35	42	.455
1914	32	47	.405	19	55	.257	1959	43	34	.558	46	31	.597
1915	27	50	.351	30	45	.400	1960	39	38	.506	37	40	.481
1916	44	33	.571	33	44	.429	1961	40	41	.494	38	42	.475
1917	44	34	.564	44	32	.579	1962	43	38	.531	37	44	.457
1918	38	22	.633	35	32	.522	1963	41	40	.506	38	43	.469
1919	44	25	.638	40	30	.571	1964	41	40	.506	38	43	.469
1920	51	27	.654	47	29	.618	1965	52	30	.634	35	45	.438
1921	51	26	.662	43	34	.558	1966	41	40	.506	40	41	.494
1922	44	35	.557	34	41	.453	1967	36	45	.444	39	42	.481
1923	42	36	.538	40	35	.533	1968	43	37	.538	43	38	.531
1924	37	38	.493	30	48	.385	1969	33	48	.407	29	51	.363
1925	37	39	.487	33	45	.423	1970	43	38	.531	33	48	.407
1926	49	31	.613	39	35	.527	1971	29	52	.358	31	50	.383
1927	35	42	.455	31	45	.408	1972	43	34	.558	29	50	.367
1928	28	49	.364	34	43	.442	1973	34	47	.420	37	44	.457
1929	44	32	.579	37	39	.487	1974	40	41	.494	37	44	.457
1930	44	33	.571	37	40	.481	1975	41	39	.513	38	41	.481
1931	45	31	.592	33	45	.423	1976	44	35	.557	37	43	.463
1932	43	33	.566	44	32	.579	1977	37	44	.457	34	46	.425
1933	45	32	.584	30	44	.405	1978	42	36	.538	27	54	.333
1934	47	31	.603	38	38	.500	1979	47	34	.580	34	46	.425
1935	48	29	.623	34	42	.447	1980	44	35	.557	35	46	.432
1936	49	30	.620	31	44	.413	1981	25	29	.463	27	22	.551
1937	50	28	.641	33	43	.434	1982	41	40	.506	37	44	.457
1938	46	30	.605	40	36	.526	1983	36	45	.444	34	47	.420
1939	44	33	.571	43	34	.558	1984	41	39	.513	34	48	.415
1940	51	30	.630	38	35	.521	1985	38	43	.469	22	59	.272
1941	42	35	.545	33	44	.429	1986	45	35	.563	39	43	.476
1942	39	39	.500	36	40	.474	1987	35	46	.432	26	55	.321
1943	44	33	.571	38	38	.500	1988	44	37	.543	34	47	.420
1944	39	38	.506	33	44	.429	1989	41	40	.506	32	49	.395
1945	44	33	.571	29	39	.426	1990	41	40	.506	36	45	.444

YEAR	HOME			ROAD		
	W	L	PCT	W	L	PCT
1991	30	52	.366	27	53	.338
1992	41	40	.506	35	46	.432
1993	46	35	.568	30	51	.370
1994	35	16	.686	31	31	.500
1995	54	18	.750	46	26	.639
1996	51	29	.638	48	33	.593
1997	44	37	.543	42	38	.525
1998	46	35	.568	43	38	.531
1999	47	34	.580	50	31	.617
2000	48	33	.593	42	39	.519
2001	44	36	.550	47	35	.573
2002	39	42	.481	35	46	.432
2003	38	43	.469	30	51	.370
2004	44	37	.543	36	45	.444
2005	43	38	.531	50	31	.617

YEAR	HOME			ROAD		
	W	L	PCT	W	L	PCT
2006	44	37	.543	34	47	.420
2007	51	29	.638	45	37	.549
2008	45	36	.556	36	45	.444
2009	35	46	.432	30	51	.370
2010	38	43	.469	31	50	.383
2011	44	37	.543	36	45	.444
2012	37	44	.457	31	50	.383
2013	51	30	.630	41	40	.506
2014	48	33	.593	37	44	.457
2015	39	41	.488	42	39	.519
2016	53	28	.654	41	39	.513
2017	49	32	.605	53	28	.654
TOTAL	5001	4108	.549	4292	4789	.473

INDIANS MISCELLANEOUS RECORDS

Most players, season.....	59; 2002
Most pitchers, season.....	32; 2000 (American League Record)
Most position players, season.....	31; 1912
Most players, 9.0 IP game.....	24, 2x, last Oct. 1, 2017 vs. Chicago-AL
Most players, extra inning game.....	27, Sept. 9, 1989 vs. Toronto (16.0 IP)
Fewest players, season.....	24; 1904
Longest game, innings.....	22; at Minnesota, August 31, 1993
Longest game, time, 9 innings, road.....	4:22; at New York-AL, May 29, 2010
Longest game, time, 9 innings, home.....	4:19; April 28, 2009 vs. Boston
Longest game, time extra innings.....	6:36; vs. Minnesota, May 7, 1995
Longest winning streak.....	22; 2017 (American League record)
Longest losing streak.....	12; 1931
Largest deficit overcome @.....	12 runs, August 5, 2001 vs. Seattle
Largest blown lead @.....	12 runs; 15-3, at Philadelphia, June 15, 1925
Largest margin of victory.....	24; vs. Boston, July 7, 1923 (27-3 win)
Largest margin of defeat.....	21; at Minnesota, June 4, 2002 (23-2 loss) 21; at Detroit, September 15, 1901 (21-0 loss)
Youngest to play for Indians.....	Bob Feller; 17 years old, 1936
Oldest to play for Indians.....	Phil Niekro; 48 years old, 1987
Most home wins.....	59; 1954
Most home losses.....	52; 1971, 1991
Best home record.....	59-18; 1954
Most road wins.....	53; 2017
Most road losses.....	59; 1985
Best road record.....	52-25; 1954
Indians games, 20 innings or more.....	22; at Minnesota, August 31, 1993 21; at Chicago, May 26, 1973 (completed on 5/28/73 at Chicago) 20; vs. Washington, September 14, 1971 (completed on 9/20/71 at Washington)

@ Tied Major League Record

1920 WORLD SERIES REVIEW

vs. BROOKLYN ROBINS - INDIANS win best-of-nine series, 5-2

Game #1 - Tuesday, October 5 - at BROOKLYN

Catcher Steve O'Neill drove in two runs with a pair of doubles as the Indians won the series opener 3-1. Hall of Famer righthander Stan Coveleski tossed a neat five hitter while walking only one. Rightfielder Joe Wood knocked in the Tribe's other run, also with a double.

CLEVELAND	020	100	000	3	5	0
BROOKLYN	000	000	100	1	5	1
WP - Coveleski	LP - Marquard					

Att. 23,573

Game #2 - Wednesday, October 6 - at BROOKLYN

Hall of Famer Burleigh Grimes opened his World Series career with a shutout as the Dodgers evened the series with a 3-0 victory. Rightfielder Tommy Griffith drove in two runs on a pair of hits, one of them a double. Leftfielder Zack Wheat had the other Dodger RBI.

CLEVELAND	000	000	000	0	7	1
BROOKLYN	101	010	00x	3	7	0
WP - Grimes	LP - Bagby					

Att. 22,559

Game #3 - Thursday, October 7 - at BROOKLYN

Lefthander Sherry Smith's three-hitter gave Brooklyn a 2-1 win and a two-games-to-one advantage in the series. The Dodger runs were driven in by Zack Wheat and centerfielder Hy Myers. The Tribe's lone run was unearned.

CLEVELAND	000	100	000	1	3	1
BROOKLYN	200	000	000	2	6	1
WP - S. Smith	LP - Caldwell					

Att. 25,088

Game #4 - Saturday, October 9 - at CLEVELAND

The Indians exploded for 12 hits in a 5-1 win that evened the series at two games apiece. Stan Coveleski won his second series decision tossing his second straight five-hitter. Second baseman Bill Wambsganss, shortstop Joe Sewell, and centerfielder-manager Tris Speaker led the attack with two hits apiece.

BROOKLYN	000	100	000	1	5	1
CLEVELAND	202	001	00x	5	12	2
WP - Coveleski	LP - Cadore					

Att. 25,734

Game #5 - Sunday, October 10 - at CLEVELAND

Indian second baseman Bill Wambsganss made the only unassisted triple play in World Series history as the Tribe regained the lead in the series with an 8-1 win. Jim Bagby, a 31-game winner for the Tribe in the regular season, picked up the victory and helped his own cause with a home run. Rightfielder Elmer Smith hit the first grand slam home run in World Series history.

BROOKLYN	000	000	001	1	13	1
CLEVELAND	400	310	00x	8	12	2
WP - Bagby	LP - Grimes					

Att. 26,884

Game #6 - Monday, October 11 - at CLEVELAND

Lefthander Walter (Duster) Mails hurled a nifty three-hit, 1-0 shutout as the Tribe moved to within one victory of the world championship. First baseman George Burns drove in the game's only run, doubling in Tris Speaker.

BROOKLYN	000	000	000	0	3	0
CLEVELAND	000	001	00x	1	7	3
WP - Mails	LP - S. Smith					

Att. 27,194

Game #7 - Tuesday, October 12 - at CLEVELAND

Stan Coveleski notched a record tying third series victory, a 3-0 shutout, leading the Indians to their first world championship. The win was Coveleski's third five-hitter and the second straight shutout by Tribe pitching. Leftfielder Charlie Jamieson drove in one run with a double and Tris Speaker knocked in another with a triple.

BROOKLYN	000	000	000	0	5	2
CLEVELAND	000	110	10x	3	7	3
WP - Coveleski	LP - Grimes					

Att. 27,525

LIKE FATHER, LIKE SON

Three members of the 1948 World Champion Cleveland Indians fathered sons who later also played in the World Series. Jim Hegan's son, Mike, played for the Yankees in the 1964 World Series, Ray Boone's son, Bob, played in the 1980 World Series, and Bob Kennedy's son, Terry, played in the 1984 World Series. Ray's grandson, Bret, appeared in the 1999 World Series for the Braves.

(Source: **The Great Book of Baseball Knowledge** by David Nemeec, 1999)

1948 AMERICAN LEAGUE PENNANT PLAYOFF GAME

vs. BOSTON RED SOX - INDIANS win A.L. pennant with an 8-3 victory

The 1948 regular season came to a close with the Indians and Boston Red Sox in a first-place tie with identical records of 96-58. This made necessary the first championship playoff game in American League history, and only the second ever playoff in major league history.

Monday, October 4 - at Boston (AL)

Rookie southpaw Gene Bearden, pitching with just one day's rest, fired a five-hitter, enabling the Indians to advance to the World Series with an 8-3 championship playoff victory. Lou Boudreau went four for four at the plate, belting two home runs and scoring three times. Third baseman Ken Keltner had three hits including a homer, double and three RBI. Larry Doby doubled twice and Jim Hegan drove in a run with an infield out. Second baseman Bobby Doerr had a two run homer for the Red Sox.

CLEVELAND	100	410	011	8	13	1
BOSTON (AL)	100	002	000	3	5	1
WP - Bearden	LP - Galehouse					

1948 WORLD SERIES REVIEW

vs. BOSTON BRAVES - INDIANS win best-of-seven series, 4-2

Game #1 - Wednesday, October 6 - at BOSTON

Bob Feller pitched a masterful two-hitter but the Indians went down to defeat in the series opener 1-0. Johnny Sain allowed the Indians just four hits in picking up the win for the Braves. Rightfielder Tommy Holmes drove in the game's lone run in the eighth inning.

CLEVELAND	000	000	000	0	4	0
BOSTON	000	000	01x	1	2	2
WP - Sain	LP - Feller					
Att. 40,135						

Game #2 - Thursday, October 7 - at BOSTON

The Tribe bounced back with a 4-1 win behind the eight-hit pitching of Bob Lemon. Centerfielder Larry Doby and shortstop-manager Lou Boudreau paced the hitters with two hits apiece, including a double and RBI for each man. Second baseman Joe Gordon also drove in a run.

CLEVELAND	000	210	001	4	8	1
BOSTON	100	000	000	1	8	3
WP - Lemon (CG)	LP - Spahn					
Att. 39,633						

Game #3 - Friday, October 8 - at CLEVELAND

Lefty Gene Bearden, a 20-game winner during the regular season, hurled a five-hitter leading the Tribe to a 2-0 victory. He also had two hits including a double. Catcher Jim Hegan knocked in a run for the Tribe with a fourth inning single.

BOSTON	000	000	000	0	5	1
CLEVELAND	001	100	00x	2	5	0
WP - Bearden	LP - Bickford					
Att. 70,306						

Game #4 - Saturday, October 9 - at CLEVELAND

In yet another pitcher's battle before a World Series record crowd, the Tribe's Steve Gromek outdueled Johnny Sain for a 2-1 win. Lou Boudreau drove in one run with a double while Larry Doby drove in the other with a 410-foot home run. The Braves' lone tally came across on a homer by leftfielder Marv Rickert.

BOSTON	000	000	100	1	7	0
CLEVELAND	101	000	00x	2	5	0
WP - Gromek	LP - Sain					
Att. 81,897						

Game #5 - Sunday, October 10 - at CLEVELAND

Another record-breaking crowd was on hand at Municipal Stadium hoping to see the Indians wrap up the series but they went away disappointed. The Braves unleashed 12 hits in a 11-5 win. Every player in Boston's lineup, including starting pitcher Nels Potter, had at least one hit. Jim Hegan and leftfielder Dale Mitchell had circuit clouts for the home team.

BOSTON	301	001	600	11	12	0
CLEVELAND	100	400	000	5	6	2
WP - Spahn	LP - Feller					
Att. 86,288						

Game #6 - Monday, October 11 - at BOSTON

The Indians win their second world championship with a hard-fought 4-3 victory. Bob Lemon notched his second series triumph with relief help from Gene Bearden. First baseman Eddie Robinson had two hits and an RBI. Joe Gordon belted a homer to drive in a run, while Lou Boudreau and Jim Hegan also had RBI.

CLEVELAND	001	002	010	4	10	0
BOSTON	000	100	020	3	9	0
WP - Lemon	LP - Voiselle					
Att. 40,103						

1954 WORLD SERIES REVIEW

vs. NEW YORK GIANTS - GIANTS win best-of-seven series, 4-0

Game #1 - Wednesday, September 29 - at NEW YORK

A pinch-hit home run with one out in the tenth inning by Dusty Rhodes lifted the Giants to a 5-2 victory. The blast spoiled a four for five plate performance by the Indians Vic Wertz. Willie Mays helped send the game into extra frames with his famous over-the-shoulder catch of Wertz' 460-foot drive in the eighth inning.

CLEVELAND	200	000	000	0	2	8	0
NEW YORK	002	000	000	3	5	9	3
WP - Grissom	LP - Lemon						

Att. 52,751

Game #2 - Thursday, September 30 - at NEW YORK

Despite Al Smith's homer leading off the game and the combined four-hit pitching of Early Wynn and Don Mossi, the Giants won game two 3-1. Dusty Rhodes was once again the hitting hero, belting a homer and single to drive in two runs. Southpaw Johnny Antonelli held the Tribe to eight hits to pick up the victory.

CLEVELAND	100	000	000	1	8	0
NEW YORK	000	020	10x	3	4	0
WP - Antonelli	LP - Wynn					

Att. 49,099

Game #3 - Friday, October 1 - at CLEVELAND

Ruben Gomez and Hoyt Wilhelm combined on a four-hitter leading the Giants to a 6-2 victory and a three-games-to-none series lead. Once again, Dusty Rhodes came off the bench to deliver a key hit, this one a single that knocked in two runs. Willie Mays had three hits and two RBI for the winners. Vic Wertz' homer and Al Smith's bases-loaded walk accounted for the Tribe's two runs.

NEW YORK	103	011	000	6	10	1
CLEVELAND	000	000	110	2	4	2
WP - Gomez	LP - Garcia					

Att. 71,555

Game #4 - Saturday, October 2 - at CLEVELAND

With a 7-4 win in game four, the Giants became the second NL team to sweep a series in four straight games. In winning their fifth World Series, New York defeated a Cleveland squad that had won a record 111 games in the regular season. Leftfielder Monte Irvin and catcher Wes Westrum each had two RBI for the Giants. Three of the Indians' runs came on Hank Majeski's fifth inning pinch-hit HR. Pinch-hitter Rudy Regalado knocked in the Tribe's other run with a single.

NEW YORK	021	040	000	7	10	3
CLEVELAND	000	030	100	4	6	2
WP - Liddle	LP - Lemon					

Att. 78,102

1995 DIVISION SERIES REVIEW

vs. BOSTON RED SOX - INDIANS win best-of-five series, 3-0

Game #1 - Tuesday, October 3 (N) - at CLEVELAND

Tony Pena's 2-out, 13th inning solo homer off Zane Smith gave the Tribe the 5-4 victory in their first playoff game since October 2, 1954. Game also featured home runs by John Valentin, Tim Lincecum and Luis Alicea. Albert Belle's homer in the 11th inning tied the game, 4-4, and led to Boston manager Kevin Kennedy claiming Belle's bat for illegalities (bat later found clean). Roger Clemens and Dennis Martinez started. Belle went 2-5 with a 2B, HR and 3 RBI. Luis Alicea was 4-5 with a 2B, HR and an RBI.

BOSTON	002	000	010	010	0	4	11	2
CLEVELAND	000	003	000	010	1	5	10	2
WP - K Hill	LP - ZSmith	T: 5:01	Att. 44,218					

HR: BOS - JValentin, Naehring, Alicea; CLE - Belle, Pena

Game #2 - Wednesday, October 4 (N) - at CLEVELAND

Tribe bests Red Sox, 4-0, as Orel Hershiser shutout the Sox for 7.1 innings, allowing just 3 hits with 7 strike outs. With the win Orel improved to 5-0 lifetime in the post-season. Eddie Murray homered and tripled (2-4, 2 RBI) off Eric Hanson while Omar Vizquel doubled in 2 runs in the 5thinning to break a 0-0 tie. Mesa, Tavarez & Assenmacher completed the shutout. Red Sox held to just 3 hits in the loss.

BOSTON	000	000	000	0	3	1
CLEVELAND	000	020	02x	4	4	2
WP - Hershiser	LP - Hanson	T: 2:33	Att. 44,264			

HR: CLE - Murray

Game #3 - Friday, October 6 (N) - at BOSTON

Indians complete the sweep in Fenway Park with 8-2 win. Jim Thome's 2-run homer off Tim Wakefield in the 2ndinning opened the scoring, for the game Thome collected 3 RBI. The Tribe plated 5 in the 6th with RBIs from Sorrento, Alomar, Vizquel (2) and Baerga. Charles Nagy went 7 innings, allowing just 4 hits and 1 earned run. Mo Vaughn and Jose Canseco were a combined 0-27 in the series.

CLEVELAND	021	005	000	8	11	2
BOSTON	000	100	010	2	7	1
WP - Nagy	LP - Wakefield	T: 3:18	Att. 34,211			

HR: CLE - Thome

1995 LEAGUE CHAMPIONSHIP SERIES REVIEW

vs. SEATTLE MARINERS - INDIANS win best-of-seven series, 4-2

Game #1 - Tuesday, October 10 (N) - at SEATTLE
 Mariners take Game 1 as rookie Bob Wolcott holds the Tribe 2 runs on 8 hits over 7.0 innings. Mike Blowers homer in the 2nd and a Sojo double in the 7th that broke a 2-2 tie provided the Seattle offense.

CLEVELAND	001 000 100	2 10 1
SEATTLE	020 000 10x	3 7 0
WP - Wolcott	LP - Martinez	T: 3:07 Att. 57, 065
HR: CLE - Belle; SEA - Blowers		

Game #2 - Wednesday, October 11 (N) - at SEATTLE
 Orel Hershiser (8.0IP, 4H, 1R/ER) notched his 2nd win of the post-season and improved to 6-0 in his career. Manny Ramirez was 4-4 with 2 homers, 2 RBI and became first Indian ever to hit 2 homers in a post-season game.

CLEVELAND	000 022 010	5 12 0
SEATTLE	000 001 001	2 6 1
WP - Hershiser	LP - Belcher	T: 3:14 Att. 58, 144
HR: CLE - Ramirez (2); SEA - Buhner, Griffey, Jr.		

Game #3 - Friday, October 13 (N) - at CLEVELAND
 Jay Buhner's 2-out, 3-run homer in the 11th inning off Eric Plunk was the Tribe's first extra inning loss of the season (14-0). Nagy started and pitched 8 strong innings (5H, 2R/1ER) vs Randy Johnson, (8.0IP, 4H, 2R).

SEATTLE	011 000 000 03	5 9 1
CLEVELAND	000 100 010 00	2 4 2
WP - Charlton	LP - Tavarez	T: 3:18 Att. 43,643
HR: SEA - Buhner (2)		

Game #4 - Saturday, October 14 (N) - at CLEVELAND
 The Indians, who played without Albert Belle and Sandy Alomar, scored 3 times in the first inning, 2 coming on a HR by Eddie Murray off Benes. Ken Hill shut out the M's on 5 hits over 7 innings.

SEATTLE	000 000 000	0 6 1
CLEVELAND	312 001 00x	7 9 0
WP - K.Hill	LP - An. Benes	T: 3:30 Att. 43,686
HR: CLE - Murray, Thome		

Game #5 - Sunday, October 15 (N) - at CLEVELAND
 Mariners took a 2-1 lead into the bottom of the 6th inning before a Jim Thome, 2-run blast off Chris Bosio put the Tribe ahead to stay at 3-2. LCS MVP Orel Hershiser picked up his second win of the series.

SEATTLE	001 010 000	2 5 2
CLEVELAND	100 002 00x	3 10 4
WP - Hershiser	LP - Bosio	T: 3:37 Att. 43,607
HR: CLE - Thome		

Game #6 - Tuesday, October 17 (N) - at SEATTLE
 Indians assure their first World Series appearance in 41 years as Dennis Martinez (7.0IP, 4H, 0R) notched his first career post-season win. Indians got to Randy Johnson in the 5th inning on a Lofton single, then put the game away in the 8th by notching 3 runs (PB by Dan Wilson allowed 2 to score as Lofton scored from 2nd base). In the series the Tribe starters were 4-1 with a 1.28 ERA.

CLEVELAND	000 010 030	4 8 0
SEATTLE	000 000 000	0 4 1
WP - Martinez	LP - Johnson	T: 2:54 Att. 58,489
HR: CLE - Baerga		

LONG TIME BETWEEN STARTS

When Dennis Martinez started in the second game for Cleveland in the 1995 World Series, he set a record for the longest time between his first and second World Series starts. His first World Series start came 16 years earlier with the Orioles in 1979. Another former Tribe pitcher, Steve Carlton, had held the record with 13 seasons between his first World Series start (with the Cardinals in 1967) and his second (with the Phillies in 1980). (Source: **The Great Book of Baseball Knowledge** by David Nemeec, 1999)

MISSING TWENTY

The 1995 Indians are one of just four teams in AL history to win 100 or more games without a 20-game winner. The others were the 1984 Tigers, 1941 Yankees, and 1915 Red Sox. Cleveland's win leaders in 1995 were Charles Nagy and Dennis Martinez, each with 16 wins. Nine NL teams have won 100 or more games without a 20-game winner. (Source: **The Great Book of Baseball Knowledge** by David Nemeec, 1999)

1995 WORLD SERIES REVIEW

vs. ATLANTA BRAVES - BRAVES win best-of-seven series, 4-2

Game #1 - Saturday, October 21 (N) - at ATLANTA
Greg Maddux (9.0IP, 2H, 2R/0ER) was masterful as Atlanta scored in the 2nd on a solo HR by Fred McGriff and 2 in the 7th on a fielders choice and a squeeze bunt by Rafael Belliard. The loss was Hershiser's first career post-season loss in 8 decisions.

CLEVELAND	100	000	001	2	2	0
ATLANTA	010	000	20x	3	3	2
WP - Maddux	LP - Hershiser	T: 2:37	Att. 51,876			
HR: CLE - Murray; ATL - McGriff						

Game #2 - Sunday, October 22 (N) - at ATLANTA
Game's decisive moment came in 6th inning when Javy Lopez hit a 2-run homer off Dennis Martinez, breaking a 2-2 tie.

CLEVELAND	020	000	100	3	6	2
ATLANTA	002	002	00x	4	8	2
WP - Glavine	LP - Martinez	T: 3:17	Att. 51,877			
HR: CLE - Murray; ATL - Lopez						

Game #3 - Tuesday, October 24 (N) - at CLEVELAND
Eddie Murray's single in the 11th inning won it for the Tribe as Jose Mesa worked the final 3 innings for the victory. First World Series victory for Tribe since 1948.

ATLANTA	100	001	130	00	6	12	1
CLEVELAND	202	000	110	01	7	12	2
WP - Mesa	LP - Pena	T: 4:09	Att. 43,584				
HR: ATL - Klesko, McGriff							

Game #4 - Wednesday, October 25 (N) - at CLEVELAND
Braves take a 3 games to 1 advantage over the Tribe and Ken Hill with a 5-2 victory. The Braves broke a 1-1 tie in the 6th inning with a 3 spot, 2 coming on a 2-out single by David Justice to right field.

ATLANTA	000	001	301	5	11	1
CLEVELAND	000	001	001	2	6	0
WP - Avery	LP - Hill	T: 3:14	Att. 43,578			
HR: ATL - Klesko; CLE - Belle, Ramirez						

Game #5 - Thursday, October 26 (N) - at CLEVELAND
The Indians beat the Braves and Maddux, 5-4, sending the series back to Atlanta. The Tribe opened the scoring in the first on a 2-run, opposite field homer by Belle. The Indians broke the 2-2 tie in the 6th on singles by Jim Thome & Manny Ramirez.

ATLANTA	000	110	002	4	7	0
CLEVELAND	200	002	01x	5	8	1
WP - Hershiser	LP - Maddux	T: 2:33	Att. 43,595			
HR: ATL - Polonia, Klesko; CLE - Belle, Thome						

Game #6 - Saturday, October 28 (N) - at ATLANTA
The Braves captured their first championship since 1957 as Series MVP Tom Glavine and Mark Wohlers held the Tribe to a season-low 1 hit (bloop single by Tony Pena in the 6th). The game's only run came in the 6th inning on a lead-off, solo HR by David Justice off Jim Poole. For the series, Atlanta pitchers held the Tribe bats in check with a .179 batting average.

CLEVELAND	000	000	000	0	1	1
ATLANTA	000	001	00x	1	6	0
WP - Glavine	LP - Poole	T: 3:02	Att. 51,875			
HR: ATL - Justice						

1996 DIVISION SERIES REVIEW

vs. BALTIMORE ORIOLES - ORIOLES win best-of-five series, 3-1

Game #1 - Tuesday, October 1 (D) - at BALTIMORE
Brady Anderson led off the game with a HR as the Tribe knotted the score in the 2nd on a Manny Ramirez HR but relinquished the lead for good in the bottom half of the 2nd on BJ Surhoff's 1st of 2HR on the day. Baltimore put the game away in the 6th as they scored 5 times, four coming on a Bobby Bonilla grand slam off Paul Shuey.

CLEVELAND	010	200	100	4	10	0
BALTIMORE	112	005	10x	10	12	1
WP - Wells	LP - Nagy	T: 3:25	Att 47,644			
HR: CLE - Ramirez; BAL - Anderson, Surhoff (2), Bonilla						

Game #2 - Wednesday, October 2 (D) - at BALTIMORE
O's took 4-0 lead as Scott Erickson shut out the Tribe on 3 hits over the first 5.0 innings. Three Oriole runs in the 5th came on Brady Anderson's 2nd HR of the series, a 2-out 1B by Cal Ripken and a double to left by Eddie Murray. Tribe scored 3 in the 6th, two on a homer by Albert Belle off Scott Erickson.

CLEVELAND	000	003	010	4	8	2
BALTIMORE	100	030	03x	7	9	2
WP - Benitez	LP - Plunk	T: 3:27	Att. 48,970			
HR: CLE - Belle; BAL - Anderson						

Game #3 - Friday, October 4 (D) - at CLEVELAND
Tribe tied it at 4-4 in the bottom of the 4th on a Seitzer 2-out single. Score remained tied until the bottom of the 7th when Albert Belle hit a grand slam HR off Armando Benitez after Jesse Orosco walked the bases loaded.

BALTIMORE	010	300	000	4	8	2
CLEVELAND	120	100	41x	9	10	0
WP - Assenmacher	LP - Orosco	T: 3:44	Att 44,250			
HR: BAL - Surhoff, CLE - Ramirez, Belle						

Game #4 - Saturday, October 5 (D) - at CLEVELAND
Tribe's season ends on Roberto Alomar's 12th inning HR off Jose Mesa. In the game the Indians set an all-time playoff record by striking out 23 Orioles, 12 of them by starter Charles Nagy (6.0IP, 6H, 2R, 12SO). Tribe was held hitless over the final 5.0 innings. In the series the Indians hit .245 (35-143) as a team with a team ERA of 5.84 (37.0IP, 43H, 24ER).

BALTIMORE	020	000	001	001	4	14	1
CLEVELAND	000	210	000	000	3	7	1
WP - Benitez	LP - Mesa	T: 4:41	Att 44,280				
HR: BAL - Palmiero, Bonilla, Alomar							

1997 DIVISION SERIES REVIEW

vs. NEW YORK YANKEES - INDIANS win best-of-five series, 3-2

Game #1 - Tuesday, September 30 (N) at NEW YORK
 Indians scored 5 runs in the first inning off David Cone (3.1IP, 7H, 6R), three coming on a homer by Sandy Alomar. Yankees blew the game open in the 6th, scoring 5 runs on a Rey Sanchez single followed by back-to-back-to-back homers by Raines (2-run), Derek Jeter & Paul O'Neill. Yankees became the first team in post-season history to hit 3 straight homers.

CLEVELAND	500	100	000	6	11	0
NEW YORK	010	115	00x	8	11	0
WP - Mendoza	LP - Plunk	T: 3:28	Att. 57,398			
HR: CLE - Alomar; NYY - T. Martinez, Raines, Jeter, O'Neill						

Game #2 - Thursday, October 2 (N) at NEW YORK
 The Yankees took a 3-0 1st inning lead off Jaret Wright (6.0IP, 3H, 3R/ER, 4BB, 5SO). In the start Wright became the youngest pitcher in Division Series history (21Y, 9M, 4D). The Indians rallied back for 5 runs off Pettitte (5.0IP, 9H, 7R) with 2 outs on 5 hits. The Indians added 2 in the 5th inning on a 2-run HR by Matt Williams that chased Pettitte.

CLEVELAND	000	520	000	7	11	1
NEW YORK	300	000	011	5	7	2
WP - Wright	LP - Pettitte	T: 3:32	Att. 57,360			
HR: NYY - Williams, Jeter; CLE - Williams						

Game #3 - Saturday, October 4 (night) at CLEVELAND
 Wells (9.0IP, 5H, 1R/ER, 0BB, 1SO) outstanding as NY opened the scoring in the first inning on a Paul O'Neill single. The big blow came in the 4th as Charles Nagy (3.2IP, 2H, 5R/4ER, 6BB, 1SO) walked the bases full and was removed with 2 outs in favor of Chad Ogea, who allowed a grand slam to Paul O'Neill.

NEW YORK	101	400	000	6	4	1
CLEVELAND	010	000	000	1	5	1
WP - Wells	LP - Nagy	T: 2:59	Att. 45,274			
HR: NYY - O'Neill						

Game #4 - Sunday, October 5 (night) at CLEVELAND
 Indians overcome a 2-1 deficit in the bottom of the 8th inning, 4 outs from elimination. Mariano Rivera relieved with 1 out in the 8th before Sandy Alomar hit a 2-0 fastball into the RF seats. The Indians plated the game-winning run in the 9th inning on an Omar Vizquel infield single off Ramiro Mendoza's glove scored Marquis Grissom.

NEW YORK	200	000	000	2	9	1
CLEVELAND	010	000	011	3	9	0
WP - Jackson	LP - Mendoza	T: 3:22	Att. 45,231			
HR: CLE - Justice, Alomar						

Game #5 - Monday, October 6 (night) at CLEVELAND
 Jaret Wright (5.1IP, 8H, 3R/2ER) won for the 2nd time as The Indians broke the ice with 3 runs in the 3rd inning on a 2-out, 2-run 2B by Manny Ramirez followed by an RBI single by Matt Williams. The Yankees threatened in the 7th, but Jim Thome made a great diving stop on an O'Neill grounder in the hole.

NEW YORK	000	021	000	3	12	0
CLEVELAND	003	100	00x	4	7	2
WP - Wright	LP - Pettitte	T: 3:29	Att. 45,203			

UNASSISTED TRIPLE PLAYS INVOLVING THE INDIANS

From 1901 until 1994, every unassisted triple play in American League history involved the Cleveland Indians. Cleveland's Neal Ball was credited with the first unassisted triple play in AL history on July 19, 1909. Three Tribe players (Frank Brower on September 14, 1923; Homer Summa on May 31, 1927; and Joe Azcue on July 29, 1968) have hit into unassisted triple plays. Cleveland's Bill Wambsganass turned the only unassisted triple play in World Series history on October 10, 1920. The first unassisted triple play in AL history not involving the Indians was on July 15, 1994 when Boston's John Valentin turned three against Minnesota.

PENNANT CLINCH DATES

- 1920: October 2, win at Detroit (game 153)
- 1948: October 4, win at Boston (game 155)
- 1954: September 18, win at Detroit (game 147)
- 1995: September 8, win vs. Baltimore (game 123)
- 1996: September 17, win at Chicago (game 150)
- 1997: September 23, win vs. Yankees (game 155)
- 1998: September 16, win at Minnesota (game 150)
- 1999: September 8, loss at Texas (game 139)
- 2001: September 30, win vs. Minnesota (game 155)
- 2007: September 23, win vs. Oakland (game 155)
- 2016: September 26, win at Detroit (game 156)
- 2017: September 16, win vs. Kansas City (game 149, *Minnesota loss vs. Toronto that night)

1997 LEAGUE CHAMPIONSHIP SERIES REVIEW

vs. BALTIMORE ORIOLES - INDIANS win best-of-seven series, 4-2

Game #1 - Wednesday, October 8 (N) at BALTIMORE
Indians drop game one after Anderson robs Ramirez of HR in the 1st inning and follows catch with lead-off HR off Chad Ogea on the first pitch of game. Erickson allowed just 4 singles over his 8.0 shutout innings.

CLEVELAND	000 000 000	0 4 1
BALTIMORE	102 000 00x	3 6 1
WP - Erickson	LP - Ogea	T: 2:33 Att. 49,029
HR: BAL - Anderson, R. Alomar		

Game #2 - Thursday, October 9 (N) at BALTIMORE
Indians steal the split with a 5-4 victory on Marquis Grissom's 3-run homer in the top of the 8th inning off Armando Benitez, erasing a 4-2 Oriole lead. Indians opened the scoring with 2 in the first inning on a 2-run homer by Manny Ramirez off Jimmy Key.

CLEVELAND	200 000 030	5 6 3
BALTIMORE	020 002 000	4 8 1
WP - Assenmacher	LP - Benitez	T: 3:53 Att. 49,131
HR: BAL - Ramirez, Grissom; BAL - Ripken		

Game #3 - Saturday, October 11 (D) at CLEVELAND
Indians win in the 12th inning on a missed squeeze bunt by Omar Vizquel that scored Marquis Grissom, who was awarded a steal of home. The game featured 33 strikeouts, which set a new LCS record and equaled the post-season record set by the same two clubs in Game 4 of the Division Series the year before. Mike Mussina's 15Ks established a new ALCS record.

BALTIMORE	000 000 001 000	1 8 1
CLEVELAND	000 000 100 001	2 6 0
WP - Plunk	LP - Myers	T: 4:51 Att. 45,047

Game #4 - Sunday, October 12 (N) at CLEVELAND
Overcame a 5-2 deficit with 4 runs in the 5th inning, scoring twice on a wild pitch. The Indians got their first two runs on a homer by Sandy Alomar (3-5, 4RBI). The O's tied it in the 9th at 7-7 off Jose Mesa. The Indians won it in the bottom of the 9th on a 2-out single by Sandy Alomar off Benitez.

BALTIMORE	014 000 101	7 12 2
CLEVELAND	020 140 001	8 13 0
WP - Mesa	LP - Mills	T: 3:32 Att. 45,081
HR: CLE - Alomar, Ramirez; BAL - Anderson, Baines, Palmeiro		

Game #5 - Monday, October 13 (N) at CLEVELAND
Ogea (8.0IP, 6H, 2R) solid again in second start of the series but loses for the 2nd time. Orioles took a 2-0 lead in the 3rd inning on a 2-out, 2-run bases loaded single by Geronimo Berroa.

BALTIMORE	002 000 002	4 10 0
CLEVELAND	000 000 002	2 8 1
WP - Kamieniecki	LP - Ogea	T: 3:08 Att. 45,068
HR: BAL - Davis		

Game #6 - Wednesday, October 15 (D) at BALTIMORE
Indians capture 5th AL Pennant with their 4th one-run win in the series (LCS record). The scoreless tie was broken in the 11th inning on a solo homer by Tony Fernandez with 2 outs on a 2-0 slider from Armando Benitez. The game was started by Charles Nagy (7.1IP, 9H, 0R, 3BB, 4SO) and Mike Mussina (8.0IP, 1H, 0R, 1BB, 10SO). Marquis Grissom was named MVP of the ALCS.

CLEVELAND	000 000 000 01	1 3 0
BALTIMORE	000 000 000 00	0 10 0
WP - Anderson	LP - Benitez	T: 3:52 Att. 49,075
HR: CLE - Fernandez		

1997 WORLD SERIES REVIEW

vs. FLORIDA MARLINS - MARLINS win best-of-seven series, 4-3

Game #1 - Saturday, October 18 (N) at FLORIDA
The Marlins broke the game open in the 4th inning with 4 runs off Hershiser, 3 on a homer by Moises Alou.

CLEVELAND	100 011 010	4 11 0
FLORIDA	001 042 01x	7 7 1
WP - Hernandez	LP - Hershiser	T: 3:19 Att. 67,245
HR: CLE - Ramirez, Thome; FLA - Alou, Johnson		

Game #2 - Sunday, October 19 (N) at FLORIDA
The Indians win their first World Series road game since 1948. The game was tied at 1-1 until the 5th inning before the Indians scored 3 times on a single by Marquis Grissom and a 2-run, 2-out single by Bip Roberts.

CLEVELAND	100 032 207	6 14 0
FLORIDA	100 000 000	1 8 0
WP - Ogea	LP - Brown	T: 2:48 Att. 67,025
HR: CLE - Alomar		

Game #3 - Tuesday, October 21 (N) at CLEVELAND
The Marlins overcome a 7-3 deficit off the Indians bullpen with a 7-run 9th inning. The game was the 2nd highest scoring game and the 2nd longest 9-inning game (4:12) in WS history behind G4 of the 1993 Fall Classic (Toronto 15, Philadelphia 14, 4:14).

FLORIDA	101 102 207	14 16 3
CLEVELAND	200 320 004	11 10 3
WP - Cook	LP - Plunk	T: 4:12 Att. 44,880
HR: CLE - Thome; FLA - Sheffield, Daulton, Eisenreich		

Game #4 - Wednesday, October 22 (N) at CLEVELAND
Indians even series, jumping to an early 6-0 lead on their way to a 10-3 win. Opened the game with 3 runs in the first inning on a 2-run homer by Manny Ramirez (1-4, 2RS). Brian Anderson earned the save.

FLORIDA	000 102 000	3 6 2
CLEVELAND	303 001 12x	10 15 0
WP - Wright	LP - Saunders	T: 3:15 Att. 44,877
HR: CLE - Ramirez, Williams; FLA - Alou		

Game #5 - Thursday, October 23 (N) at CLEVELAND
Tribe took a 4-2 edge into the 6th inning before a 4-run outburst by the Marlins put the game away. Hershiser solid until the 6th with 2 outs when Moises Alou (3-5, 2RS, 4RBI, SB) hit a 3-run homer.

FLORIDA	020 004 011	8 15 2
CLEVELAND	013 000 003	7 9 0
WP - Hernandez	LP - Hershiser	T: 3:39 Att. 44,888
HR: CLE - Alomar; FLA - Alou		

Game #6 - Saturday, October 25 (N) at FLORIDA
Chad Ogea (5.0IP, 4H, 1R/ER) became first Indian since Lemon in 1948 to record two WS wins and went 2-3 w/a 2B & 2 RBI off Kevin Brown.

CLEVELAND	021 010 000	4 7 0
FLORIDA	000 010 000	1 8 0
WP - Ogea	LP - Brown	T: 3:15 Att. 67,498

Game #7 - Sunday, October 26 (N) at FLORIDA
Jose Mesa's blown save in the 9th and Edgar Renteria's 2-out, RBI single in the 11th led the Marlins to the WS title in only their 5th year in existence. Jarret Wright (6.1IP, 2H, 1R/ER, 5BB, 7SO) started, and was outstanding...Indians put their 2 runs on the board in the 3rd on a 2-out single to center by Tony Fernandez. Livan Hernandez was named series MVP.

CLEVELAND	002 000 000 00	2 6 2
FLORIDA	000 000 101 01	3 8 0
WP - Powell	LP - Nagy	T: 4:10 Att. 67,204
HR: FLA - Bonilla		

1998 DIVISION SERIES REVIEW

vs. BOSTON RED SOX - INDIANS win best-of-five series, 3-1

Game #1 - Tuesday, September 29 (D) at CLEVELAND
Mo Vaughn & Nomar Garciaparra single-handedly defeated the Indians, as the Tribe lost the opening game of a playoff series for the 7th straight time. Vaughn went 3-5 w/a 2B, 2 HR & 7 RBI as he and Garciaparra hit 3-run homers off Wright (4.1IP, 7H, 6R/ER). The 7 RBI by Vaughn equaled a playoff record.

BOSTON	300	032	030	11	12	0
CLEVELAND	000	002	100	3	7	0
WP - Martinez	LP - Wright	T: 3:16	Att. 45,185			
HR: CLE - Thome, Lofton; BOS - Vaughn (2), Garciaparra						

Game #2 - Wednesday, September 30 (D) at CLEVELAND
Game starts with a bang as Mike Hargrove is ejected after the first 3 pitches of the game from Doc Gooden by HP umpire Joe Brinkman. Gooden (0.1IP, 1H, 2R/ER, 2BB, 1SO) was ejected after a close play at home plate on a Garciaparra 2-run double. Burba (5.1IP, 4H, 3R/ER) relieved Doc and was outstanding. Indians scored 5 runs in the 2nd inning to take a 6-1 lead.

BOSTON	201	002	000	5	10	0
CLEVELAND	151	001	01x	9	9	1
WP - Burba	LP - Wakefield	T: 3:25	Att. 45,229			
HR: CLE - Justice						

Game #3 - Friday, October 2 (D) at BOSTON
Charles Nagy (8.0IP, 4H, 1R/ER) picks up his 2nd career post-season win. Indians, who were held to just 5 hits on the day, hit four solo home runs to set a new post-season, single-game club record.

CLEVELAND	000	011	101	4	5	0
BOSTON	000	100	002	3	6	0
WP - Nagy	LP - Saberhagen	T: 2:27	Att. 33,114			
HR: CLE - Thome, Ramirez (2), Lofton; BOS - Garciaparra						

Game #4 - Saturday, October 3 (D) at BOSTON
Indians win the series to advance to the ALCS for the 3rd time in four seasons. Indians overcame a sterling pitching performance from Boston starter Pete Schourek (5.1IP, 2H, 0R, 4BB, 1SO) to post their 3rd straight victory over the BoSox. Indians swept Boston in 3 games of the 1995 Division Series. Bartolo Colon (5.2IP, 5H, 1R/ER, 3BB, 3SO) started by Tribe, who overcame a 1-0 deficit on a 2-run double by David Justice off Gordon.

CLEVELAND	000	000	020	2	5	0
BOSTON	000	100	000	1	6	0
WP - Reed	LP - Gordon	T: 3:00	Att. 33,537			
HR: BOS - Garciaparra						

1998 LEAGUE CHAMPIONSHIP SERIES REVIEW

vs. NEW YORK YANKEES - YANKEES win best-of-seven series, 4-2

Game #1 - Tuesday, October 6 (N) at NEW YORK
Indians drop their 8th straight opening game of a playoff series dating back to the 1995 ALCS at Seattle. Yankees scored 5 runs in the 1st inning (new ALCS record) off Jaret Wright (0.2IP, 5H, 5R/ER) in the shortest start of his major league career. David Wells was masterful, taking a 3-hit shutout into the 9th inning before yielding a 2-run HR to Manny Ramirez.

CLEVELAND	000	000	002	2	5	0
NEW YORK	500	001	10x	7	11	0
WP - Wells	LP - Wright	T: 3:31	Att. 57,138			
HR: CLE - Ramirez; NYY - Posada						

Game #2 - Wednesday, October 7 (D) at NEW YORK
David Cone & Charles Nagy started and were outstanding as the two teams went into the 12th inning in a 1-1 tie. Tie was broken after Fryman reached first on a bunt single followed by a throwing error by Tino Martinez that scored pinch-runner Enrique Wilson all the way from the first base as Chuck Knoblauch argued. Kenny Lofton added a 2-run bases loaded single.

CLEVELAND	000	100	000	003	4	8	1
NEW YORK	000	000	100	000	1	7	1
WP - Burba	LP - Nelson	T: 4:28	Att. 57,128				
HR: CLE - Justice							

Game #3 - Friday, October 9 (N) at CLEVELAND
Bartolo Colon (9.0IP, 4H, 1R/ER) tossed a 4-hitter, becoming the first Indians pitcher since Bob Lemon in Game 1 of the 1954 World Series to throw a complete game. The Indians hit an ALCS record-tying 4 homers as Jim Thome (2-4, 3RBI) became the 2nd Indian ever (Manny Ramirez did it twice) to hit 2 homers in a post-season game.

NEW YORK	100	000	000	1	4	0
CLEVELAND	020	040	00x	6	12	0
WP - COLON	LP - Pettitte	T: 2:53	Att. 44,904			
HR: CLE - Whiten, Ramirez, Thome (2)						

Game #4 - Saturday, October 10 (N) at CLEVELAND
Orlando Hernandez (7.0+IP, 3H, 0R) was masterful as Stanton & Rivera combined on the shutout. The Yankees scored a run in the 1st inning on a solo HR by Paul O'Neill.

NEW YORK	100	200	001	4	4	0
CLEVELAND	000	000	000	0	4	3
WP - Hernandez	LP - Gooden	T: 3:31	Att. 44,981			
HR: NYY - O'Neill						

Game #5 - Sunday, October 11 (D) at CLEVELAND
ALCS series MVP David Wells (7.1IP, 7H, 3R/ER) picked up his 2nd win of the series as he struck out a post-season career high 11. The Yankees scored 3 runs in the first inning off loser Chad Ogea (1.1IP, 4H, 4R/ER), 2 coming on a single by Chili Davis (2-5, 3RBI). Jaret Wright (6.0IP, 2H, 1R/ER, 7BB) relieved Ogea and yielded only a solo HR to Davis.

NEW YORK	310	100	000	5	6	0
CLEVELAND	200	001	000	3	8	0
WP - Wells	LP - Ogea	T: 3:33	Att. 44,966			
HR: NYY - Davis; CLE - Lofton, Thome						

Game #6 - Tuesday, October 13 (N) at NEW YORK
Yankees won their 35th American League pennant as they jumped out to a 2-0 lead off starter and loser Charles Nagy (3.0IP, 8H, 6R/3ER). Chased Nagy on a 3-run HR by Scott Brosius in the 3rd after an Enrique Wilson throwing error. Game featured a Jim Thome grand slam in the 5-run 5th. Omar Vizquel snapped a 46-game career post-season errorless streak.

CLEVELAND	000	050	000	5	8	3
NEW YORK	213	003	00x	9	11	1
WP - Cone	LP - Nagy	T: 3:31	Att. 57,142			
HR: NYY - Brosius; CLE - Thome						

1999 DIVISION SERIES REVIEW

vs. BOSTON RED SOX - RED SOX win best-of-five series, 3-2

Game #1 - Wednesday, October 6 (N) at CLEVELAND

The Indians defeated the Red Sox, 3-2, on a dramatic, 9th inning single by Travis Fryman off Rich Garces that scored Manny Ramirez (0-3, 2RS) to snap the infamous Game 1 losing streak at 8 games ('95 ALCS to '98 ALCS). It was Fryman's first career postseason RBI in his 11th career contest. Pedro Martinez (4.0IP, 3H, 0R) & Bartolo Colon (8.0IP, 5H, 2R/ER, 11SO) were locked in a classic pitchers duel before Martinez left before the top of the 5th with a muscle strain in his back.

BOSTON	010	100	000	2	5	1
CLEVELAND	000	002	001	3	6	1
WP - Shuey	LP - Lowe	T: 2:53	Att. 45,182			
HR: CLE - Thome; BOS - Garciaparra						

Game #2 - Thursday, October 7 (D) at CLEVELAND

Indians scored six runs in the 3rd inning off loser Bret Saberhagen on a 2-run triple by Omar Vizquel, a double by Robbie Alomar (3-4, 2 2B, 2RBI) and a 3-run homer by Harold Baines. Jim Thome sealed the victory with a grand slam in the 4th inning off John Wasdin, becoming the first player in MLB History to hit two career grand slams in the postseason. Charles Nagy (7.0IP, 5H, 1R/ER) notched his 3rd career playoff win over the Boston. The Indians set ALDS and club records for runs in an inning (6) and tied ALDS and club record for runs in a playoff game (11).

BOSTON	001	000	000	1	6	0
CLEVELAND	006	500	00x	11	8	0
WP - Nagy	LP - Saberhagen	T: 2:47	Att. 45,184			
HR: CLE - Thome, Baines						

Game #3 - Saturday, October 9 (D) at BOSTON

The Red Sox scored six runs in the 7th inning to break a 3-3 tie, two coming on a John Valentin double and three on a home run by Brian Daubach off Ricardo Rincon (0.2IP, 2H, 3R/ER, HR). Dave Burba (4.0IP, 1H, 0R) started for the Tribe before leaving after 4.0IP with a 1-0 lead due to a strained tendon in his right forearm. Jaret Wright (2.0+IP, 4H, 5R) relieved and was the pitcher of record after walking and hitting a batter to start the 7th inning.

CLEVELAND	000	101	100	3	9	1
BOSTON	000	021	60x	9	11	2
WP - Lowe	LP - Wright	T: 3:08	Att. 33,539			
HR: BOS - Valentin, Daubach						

Game #4 - Sunday, October 10 (N) at BOSTON

The Red Sox lambasted the Tribe pitchers for 23 runs on 24 hits, both post-season records for a single-game in MLB History. The previous record for runs scored was 18 by the New York Yankees in the 1936 World Series against the New York Giants. The Sox chased starter and loser Bartolo Colon (1.0+IP, 6H, 7R/ER, 2HR) with 2 in the 1st inning (John Valentin two-run HR, 4-5, 2HR, 7RBI) and five in the 2nd inning on a double by Trot Nixon (2-3, 4RBI) & a 3-run homer by Jose Offerman (3-5, 3RS, 5RBI). The Red Sox scored two or more runs in seven of their 8.0 innings.

CLEVELAND	110	040	001	7	8	0
BOSTON	253	530	32x	23	24	0
WP - Garces	LP - Colon	T: 3:49	Att. 33,898			
HR: CLE - Cordero; BOS - Valentin (2), Offerman, Varitek						

Game #5 - Monday, October 11 (N) at CLEVELAND

Sox close out series, becoming just the 2nd team ever in Division Series play to come back from two games down to start the series ('95 Mariners). Sox scored 44 runs over the final three games, outscoring the Tribe, 44-18. Troy O'Leary was the hero of the night, going 2-for-4 w/2HR & another postseason record tying 7 RBI, hitting a grand slam in the 3rd inning off starter Charles Nagy (3.0+IP, 6H, 8R/7ER; first in Red Sox history) and a three run HR in the 7th inning off Paul Shuey after intentional walks to Nomar Garciaparra (2-3, 3RBI). The 3-run shot in the 7th broke an 8-8 tie. Pedro Martinez (6.0IP, 0H, 0R, 3BB, 8SO) got the win in relief of Saberhagen (1.0+IP, 4H, 5R/ER).

BOSTON	205	100	301	12	10	0
CLEVELAND	323	000	000	8	7	1
WP - Martinez	LP - Shuey	T: 3:12	Att. 45,114			
HR: CLE - Thome (2), Fryman; BOS - O'Leary (2), Garciaparra						

OTHER ALL-TIME TEAMS

Several all-time Indians teams have been chosen over the years. In 1951, an all-time team was chosen in conjunction with the 50th anniversary of the American League. The players chosen for that team were: Hal Trosky (1B), Nap Lajoie (2B), Joe Sewell (SS), Ken Keltner (3B), Tris Speaker (OF), Earl Averill (OF), Joe Jackson (OF), Steve O'Neill (C), Cy Young (P), and Mel Harder (P). These players also comprised the first 10 inductees to the Cleveland Indians Hall of Fame.

ALL-STAR FRANCHISE

Cleveland is the only franchise to host five all-star games since the inception of the mid-summer classic in 1933. The San Francisco/New York Giants, Chicago White Sox, Pittsburgh Pirates, Cincinnati Reds, and Minnesota Twins/Washington Senators have all hosted the game four times. Only two cities, New York (7) and Chicago (6) have played host to the All-Star Game more often than Cleveland.

2001 DIVISION SERIES REVIEW

vs. SEATTLE MARINERS - MARINERS win best-of-five series, 3-2

Game #1, Tuesday, October 9 (D) at SEATTLE
Bartolo Colon (8.0IP, 6H, 0R, 2BB, 10SO) picks up his 2nd career post-season win. It marked the 8th shutout in Indians post-season history and the 3rd against the Mariners. The Indians scored 3 runs in the 4th inning on 5 hits off loser Freddy Garcia (5.1IP, 9H, 4R/ER) on RBI singles from Gonzalez, Fryman and Cordova. Burks homered in the 8th inning.

CLEVELAND	000 301 010	5 11 1
SEATTLE	000 000 000	0 6 1
WP - Colon	LP - Garcia	T: 3:05 Att. 48,033

HR: CLE - Burks

Game #2, Thursday, October 11 (D) at SEATTLE
Seattle jumped all over Chuck Finley (4.1IP, 5H, 5R/ER) in the first inning on 2-run homers by Mike Cameron and Edgar Martinez before Finley recorded an out. It was Finley's first ever postseason start and his first playoff appearance since the 1986 campaign. Jamie Moyer (6.0+IP, 5H, 1R/ER, 1BB, 4SO), 2-0 vs. the Tribe in the regular season, shutdown the Tribe again.

CLEVELAND	000 000 100	1 6 0
SEATTLE	400 010 00x	5 6 0
WP - Moyer	LP - Finley	T: 2:41 Att. 48,052

HR: SEA - Cameron, Bell, Martinez

Game #3, Saturday, October 13 (D) at CLEVELAND
Indians set club postseason single-game records for runs (17), hits (19) and margin of victory (15) as 21-year old C.C. Sabathia (6.0+IP, 6H, 2R/ER) won his first-ever postseason start. Roberto Alomar went 3-for-4 w/2RS & 3RBI and Omar Vizquel went 4-for-6 with a double, triple and franchise postseason record 6RBI, including a 2-run triple in the 2nd.

SEATTLE	100 000 100	2 7 3
CLEVELAND	224 013 05x	17 19 0
WP - Sabathia	LP - Sele	T: 3:24 Att. 45,069

HR: CLE - Lofton, Gonzalez, Thome

Game #4, Sunday, October 14 (D) at CLEVELAND
M's staved off elimination, erasing a 1-0 Tribe lead with 3 runs in the 7th inning off loser Colon (6.2IP, 6H, 3R/ER, 4BB, 3SO) on 3 hits and 2 walks, including a sac fly by David Bell followed by RBI singles from Ichiro Suzuki (3-5, RS) & Mark McLemore. The Indians opened the scoring in the 2nd inning on a solo homer by Gonzalez, but registered just 4 hits off Garcia (6.1IP, 2R/1ER, 5SO).

SEATTLE	000 000 312	6 11 0
CLEVELAND	010 000 100	2 5 2
WP - Garcia	LP - Colon	T: 3:16 Att. 45,025

HR: CLE - Gonzalez; SEA - Martinez

Game #5, Monday, October 15 (D) at SEATTLE
Indians get bounced in the first round for the second-straight postseason. Jamie Moyer (6.0IP, 3H, 1R/ER, 1BB, 6SO) won his second start of the series over Finley (4.1IP, 4H, 2R/ER, 4BB, 7SO) as the M's opened the scoring in the 2nd inning on a bases loaded, 2-out single from McLemore. The Indians managed just 1 hit from the 4th inning thru the end of the game. Ichiro (3-4, RS) was outstanding in the series, hitting .600 (12-20) w/4RS, a double & 2 RBI. Alomar (4-21), Lofton (2-19), Thome (3-19) & Fryman (3-17) all hit under .200 for the Tribe. The Indians scored 4 runs in their 3 losses and take away game three's 17-run outburst the Indians hit .197 (26-132) as a team w/9RS in the other 4 games.

CLEVELAND	001 000 000	1 4 0
SEATTLE	020 000 10x	3 9 1
WP - Moyer	LP - Finley	T: 3:18 Att. 47,867

2001 DIVISION SERIES REVIEW

vs. NEW YORK YANKEES - INDIANS win best-of-five series, 3-1

Game #1, Thursday, October 4 (N) at CLEVELAND
Indians score 8 runs in 4.2IP off Wang in their first post-season game since 2001. Indians got 4HR and scored 5 runs in the 5th inning to put the game away on a 2-run HR by Martinez (3-5, 2RS) and a 2-run double by Blake. Ryan Garko HR'd in the 8th inning and went 3-4 w/3RS & 2RBI. Scored 8 runs with 2 outs for Sabathia (5.0IP, 4H, 3R/ER, 6BB, 5K). Damon led off game w/a HR.

NEW YORK	100 110 000	3 5 0
CLEVELAND	301 052 01x	12 14 0
WP - C.C. Sabathia	LP - C. Wang	T: 3:44 Att. 44,608

HR: NYY - Damon, Cano; CLE - Cabrera, Martinez, Hafner, Garko

Game #2, Friday, October 5 (N) at CLEVELAND
Hafner RBI single in the 11th capped win as Tribe scored tying run in the 8th inning after Chamberlain WP. Cabrera HR'd in the 3rd inning off a dominant Carmona (9.0IP, 3H, 1R/ER, 2BB, 5K). Pettitte (6.1IP, 7H, 0R) started for NYY. Perez 2.0IP, 0H, 0R.

NEW YORK	001 000 000 00	1 3 0
CLEVELAND	000 000 010 01	2 9 1
WP - R. Perez	LP - Vizcaino	T: 4:23 Att. 44,732

HR: NYY - Cabrera

Game #3, Sunday, October 7 (N) at NEW YORK
Damon 3-run HR in the 4-run 5th inning off Westbrook (5.0IP, 9H, 6R/ER) was the key hit of the game. Cano had RBI single in the 3-run 6th. Tribe scored in each of the first 3.0IP off Clemens (2.1IP, 4H, 3R/ER) before Hughes (3.2IP, 2H, 0R) settled the game down for NYY. Nixon HR, 2R 2RBI. Damon 3-4, 4RBI. Matsui 2-2, 3RS.

CLEVELAND	111 000 010	4 9 1
NEW YORK	001 043 00x	8 11 1
WP - Hughes	LP - Westbrook	T: 3:38 Att. 56,358

HR: CLE - Nixon; NYY - Damon

Game #4, Monday, October 8 (N) at NEW YORK
Indians advance to the ALCS for the first time since 1998 behind pitching of Byrd (5.0IP, 8H, 2R/ER) and hitting of Sizemore (led off game w/HR, 2-3, 2RS) and Martinez (2-5, 2RBI). 2-run 1B by Martinez in the 4th inning put the game away. Wang 1.0IP, 5H, 4R/ER) on 3-days rest. Borowski recorded the save. All HR for 3 NYY hitters were solo shots.

CLEVELAND	220 200 000	6 13 0
NEW YORK	010 001 101	4 12 0
WP - Byrd	LP - Wang	T: 4:03 Att. 56,315

HR: CLE - Sizemore; NYY - Cano, A Rodriguez, Abreu

2007 LEAGUE CHAMPIONSHIP SERIES REVIEW

vs. BOSTON RED SOX - RED SOX win best-of-seven series, 4-3

Game #1, Friday, October 12 (N) at BOSTON
Beckett (6.0IP, 4H, 2R/ER, 7K) very good save a Hafner HR in the 1st inning. Sabathia (4.1IP, 7H, 8R/ER, 5BB) wild again, allowing 2-run double by Lowell in the 4-run 3rd inning and a 2-run single by Kieley in the 3-run 5th inning. Ramirez (2-2, 2RS, 3RBI) had 2 bases loaded walks in the game as he and Ortiz (2-2, 2RS) reached safely in all 10 PA's. Youkilis 2-4, 3RS.

CLEVELAND	100	001	010	3	8	0
BOSTON	104	032	00x	10	12	0
WP - Beckett	LP - Sabathia	T: 3:35	Att. 36,986			
HR: CLE - Hafner						

Game #2, Saturday, October 13 (N) at BOSTON
Nixon pinch-hit RBI single in the 11th inning off Lopez opened the floodgates after Gagne (0.1IP, 1H, 2R) opened the inning. Garko and Peralta had RBI singles in the inning and Gutierrez' 3-run HR capped it off. Tribe got a 3-run HR from Peralta (3-5, 3RS, 4RBI) in the 4th inning off Schilling (4.2IP, 9H, 5R). Sizemore 3-5, 3RS, solo HR in the 5th inning. Carmona 4.0IP, 4H, 4R, 5BB. Martinez 3-4, 2RS, RBI. Lewis & Betancourt 2.1IP, 0R. Mastry retired Ramirez, Ortiz and Lowell in the 10th inning.

CLEVELAND	100	311	000	07	13	17	0
BOSTON	003	030	000	00	6	10	0
WP - Mastry	LP - Gagne	T: 5:14	Att. 37,051				
HR: CLE - Peralta, Sizemore, Gutierrez; BOS - Ramirez, Lowell							

Game #3, Monday, October 15 (N) at CLEVELAND
Lofton 2-run HR in the 2nd inning, his first with the Indians, started the scoring and Cabrera added RBI single in the 2-run 5th inning off Matsuzaka (4.2IP, 6H, 4R). Westbrook 6.2IP, 7H, 2R/ER. Varitek 2-run HR in the 7th inning. Betancourt and Borowski (SV) closed it out.

BOSTON	000	000	200	2	7	0
CLEVELAND	020	020	00x	4	6	1
WP - Westbrook	LP - Matsuzaka	T: 3:28	Att. 44,382			
HR: CLE - Lofton; BOS - Varitek						

Game #4, Tuesday, October 16 (N) at CLEVELAND
Indians scored 7 runs off Wakefield (4.2IP, 5H, 5R) and Delcarmen in the 5th inning on solo HR by Blake, 3-run HR by Peralta and RBI singles by Martinez and Blake. Byrd (5.0IP, 6H, 2R) won his 2nd game of the 2007 postseason.

BOSTON	000	003	000	3	8	1
CLEVELAND	000	070	00X	7	9	0
WP - Byrd	LP - Wakefield	T: 3:12	Att. 44,008			
HR: CLE - Blake; Peralta; BOS - Youkilis, Ortiz, Ramirez						

Game #5, Thursday, October 18 (N) at CLEVELAND
Beckett (8.0IP, 5H, 1R/ER, 11K) wins 2nd game of the series as Sox got to Sabathia (6.0IP, 10H, 4R/ER, 6K) with 2 runs in the 7th inning to put the game away. Youkilis (2-4, 3RS, 3RBI) HR'd in the first off Sabathia and had RBI triple in the 7th inning. Ortiz had 2 SF's.

BOSTON	101	000	230	7	12	1
CLEVELAND	100	000	000	1	6	1
WP - Beckett	LP - Sabathia	T: 3:46	Att. 44,588			
HR: BOS - Youkilis						

Game #6, Saturday, October 20 (N) at BOSTON
Drew (3-5, 2RS, 5RBI) grand slam in the first inning with 2 outs off Carmona (2.0IP, 6H, 7R/ER) was the big blow. Sox added 6 in the 3rd inning off Carmona and Perez on another Drew single and a 2-run double by Lugo. Martinez solo HR in the 2nd inning. Youkilis 3-4, 2RS, RBI. Laffey's effort (4.2IP, 1H, 0R, 3K) saved the open.

CLEVELAND	010	000	100	2	6	2
BOSTON	406	000	02x	12	13	0
WP - Schilling	LP - Carmona	T: 3:09	Att. 37,163			
HR: BOS - Drew; CLE - Martinez						

Game #7, Sunday, October 21 (N) at BOSTON
Red Sox advance to the World Series, winning the last 3 games by a combined score of 30-5. Scored in first 3.0 frames off a stout Westbrook (6.0IP, 9H, 3R/ER), the only Tribe pitcher to go 6.0IP vs. the Sox in the series. Red Sox blew the game open in the 7th and 8th innings off Betancourt and Lewis, including a 2-run HR by Pedroia in the 7th and another 2-run double by Pedroia (3-5, 3RS, 5RBI) and 2-run HR by Youkilis. Tribe had 1st and 3rd in the 7th inning with 1-out in a 3-2 game and did not score.

CLEVELAND	000	110	000	2	10	1
BOSTON	111	000	26x	11	15	1
WP - Matsuzaka	LP - Westbrook	T: 3:33	Att. 37,165			
HR: BOS - Pedroia, Youkilis						

2013 AMERICAN LEAGUE WILD CARD GAME

Wednesday, October 2 - vs. Tampa Bay in Cleveland

Indians season ended abruptly in second-ever AL Wild Card one-game playoff after winning their final 10 regular season games... Alex Cobb (6.2IP, 8H, 0R, 1BB, 5K) weaved in and out of trouble as the Rays got a second inning HR from Delmon Young and a 2-run double in the 4th inning from Desmond Jennings off loser Danny Salazar (4.0+IP, 4H, 3R/ER, 2BB, 4K)...Lonnie Chisenhall went 3-for-4 and Yan Gomes and Carlos Santana each doubled w/a pair of hits.

TAMPA BAY	001	200	001	4	8	0
CLEVELAND	000	000	000	0	9	1
WP - Cobb	LP - Salazar	T: 3:40	Att. 43,579			
HR: TB - Young						

2016 DIVISION SERIES REVIEW

vs. BOSTON RED SOX - INDIANS win best-of-five series, 3-0

Game #1 - Thursday, October 6 (N) at CLEVELAND
 Indians connect for three homers in the second inning off A.L. Cy Young winner Rick Porcello and hold off Sox, who hit three home runs of their own off Trevor Bauer and Bryan Shaw. Kipnis single in the 5th provided the deciding run.

BOSTON	101 010 010	4 10 0
CLEVELAND	013 010 00x	5 10 0
WP - Miller	LP - Porcello	T: 3:33 Att. 37,762
HR: CLE - Perez, Kipnis, Lindor; BOS - Benintendi, Holt, Leon		

Game #2 - Friday, October 7 (D) at CLEVELAND
 Kluber (7.0IP, 3H, 0R, 7SO) masterful in his Postseason debut as the Indians plate 3 in the 2nd inning off David Price (3.1IP, 5ER), including a 3-run shot by Lonnie Chisenhall that was the game's biggest blow.

BOSTON	000 000 000	0 3 1
CLEVELAND	040 101 00x	6 9 0
WP - Kluber	LP - Price	T: 3:19 Att. 37,842
HR: CLE - Chisenhall		

Game #3 - Monday, October 10 (N) at BOSTON
 After a Sunday rainout, the Indians clinch series in Fenway Park behind pitching of Josh Tomlin (5.0IP, 4H, 2R) and clutch 2-run homer from Coco Crisp in the 6th inning off Drew Pomeranz that put Indians ahead, 4-1. Hanley Ramirez RBI single off Shaw tightened things before Cody Allen notched the last 4 outs for the tough save.

CLEVELAND	000 202 000	4 7 0
BOSTON	000 011 010	3 8 0
WP - Tomlin	LP - Buchholz	T: 3:41 Att. 39,530
HR: CLE - Crisp		

2016 LEAGUE CHAMPIONSHIP SERIES REVIEW

vs. TORONTO BLUE JAYS - INDIANS win best-of-seven series, 4-1

Game #1 - Friday, October 14 (N) at CLEVELAND
 Kluber again masterful, tossing 6.1 scoreless innings while fanning 6 batters as Miller (1.2IP) and Allen (1.0IP) finish the shutout. Indians scored all their runs on a Lindor 2-run homer in the 6th off Estrada (CG).

TORONTO	000 000 000	0 7 0
CLEVELAND	000 002 00x	2 6 0
WP - Kluber	LP - ESTRADA	T: 2:44 Att. 37,727
HR: CLE - Lindor		

Game #2 - Saturday, October 15 (D) at CLEVELAND
 Josh Tomlin (5.2IP, 3H, 1R) sharp again in tense affair, Indians got a solo homer from Carlos Santana in the second inning and an RBI single from Lindor in the 3rd. Miller and Allen nailed down the final 9 outs to seal the win.

TORONTO	001 000 000	1 3 1
CLEVELAND	011 000 00x	2 4 0
WP - Tomlin	LP - Happ	T: 2:44 Att. 37,870
HR: CLE - Santana		

Game #3 - Monday, October 17 (N) at TORONTO
 Bauer, pitching with stitches in his right pinkie finger from previous drone accident, removed in the first inning due to excessive bleeding. The Indians 'pen, six relievers in all, combined to allow just 2 runs and 7 hits over the last 8.1IP. Allen (1.2IP) and Miller (1.1IP) again got the last 9 outs. Napoli was the offensive star with a run-scoring double in the first and a solo homer in the 4th. Kipnis homer in the 6th broke a 2-2 tie and was the decisive blow.

CLEVELAND	100 102 000	4 7 0
TORONTO	010 010 000	2 7 0
WP - Shaw	LP - Stroman	T: 3:23 Att. 49,507
HR: CLE - Napoli, Kipnis; TOR - Saunders		

Game #4 - Tuesday, October 18 (N) at TORONTO
 Circumstances did not allow the Indians to complete the sweep on this day in Rogers Centre as Aaron Sanchez stifled the Indians bats for 2 hits and 1 run over 6.0IP. Kluber (5.0IP, 4H, 2R) was valiant on short rest, allowing a solo HR to Donaldson in the 3rd inning and an RBI single by Carrera in the 5th. Shaw error in the 7th opened up the game.

CLEVELAND	000 010 000	1 2 1
TORONTO	001 100 21x	5 9 0
WP - Sanchez	LP - Kluber	T: 3:01 Att. 49,142
HR: TOR - Carrera, Donaldson		

Game #5 - Wednesday, October 19 (D) at TORONTO
 Ryan Merritt (4.1IP, 2H, 0R) enters Indians Postseason lore with a sterling performance in a spot start "trickled" down from Bauer's 0.2IP start in game 3. Merritt, who entered the game with 1 MLB start under his belt, got the first 13 outs before way to Shaw (1.0IP), Miller (2.2IP) and Allen (1.0IP). Miller was named MVP of the series with 7.2 shutout innings. Santana and Crisp each homered off Estrada after Napoli run-scoring double in the first inning.

CLEVELAND	101 100 000	3 6 0
TORONTO	000 000 000	0 6 1
WP - Shaw	LP - Estrada	T: 2:37 Att. 48,800
HR: CLE - Crisp, Santana		

2016 WORLD SERIES REVIEW

vs. CHICAGO CUBS - CUBS win best-of-seven series, 4-3

Game #1, Tuesday, October 25 (N) at CLEVELAND
 Indians take game 1 behind more stellar pitching from Kluber (6.0IP, 4H, 0R, 9K) and a huge night from Roberto Perez (4 RBI), who joined Ramirez and Thome as the lone Indians players with multi-homer Postseason games. Lindor & Jose Ramirez each had 3 hits, Andrew Miller another scoreless 2.0IP.

CHICAGO-NL	000 000 000	0 7 0
CLEVELAND	200 100 03x	6 10 0
WP - Kluber	LP - Lester	T: 3:37 Att. 38,091
HR: CLE - Perez (2)		

Game #2, Wednesday, October 26 (N) at CLEVELAND
 Chilly temps (43 degrees) and Jake Arrieta dominated Indians hitters, who scored their only run on a wild pitch in the 6th. Bauer (3.2IP, 6H, 2R) took the loss in his first extended start since the ALDS. Schwarber, Zobrist each went 2-for-4 with a run, RBI and a walk as Indians pitchers walked 8 on the night.

CHICAGO-NL	101 030 000	6 9 0
CLEVELAND	000 001 000	1 4 2
WP - Bauer	LP - Arrieta	T: 4:04 Att. 38,172

Game #3, Friday, October 28 (N) at CHICAGO
 Indians used 17 players in epic, 1-0 affair as Tomlin (4.2IP, 2H, 0R), Miller (1.1), Shaw (1.2) and Allen (1.1) combined on the 5-hit shutout, the club's fifth of the Postseason. Indians lone run came in the 7th on a two-out, pinch-hit RBI single from Coco Crisp off Carl Edwards, Jr.

CLEVELAND	000 000 100	1 8 1
CHICAGO-NL	000 000 000	0 5 0
WP - Miller	LP - Edwards	T: 3:23 Att. 41,703

Game #4, Saturday, October 29 (N) at CHICAGO
 Indians storm to a 3-1 lead behind another stellar outing from Kluber (6.0IP, 5H, 1R, 1BB, 6SO). Santana's solo homer in the 2nd got things started for the Indians as Kipnis put the game away in the 7th with a 3-run homer off Travis Wood. Miller's scoreless Postseason innings streak ended a 16.0 IP after a Fowler homer in the 8th inning.

CLEVELAND	021 001 300	7 10 0
CHICAGO-NL	100 000 010	2 7 2
WP - Kluber	LP - Lackey	T: 3:16 Att. 41,700
HR: CLE - Santana, Kipnis; CHI - Fowler		

Game #5, Sunday, October 30 (N) at CHICAGO
 Cubs win nail biter to stay alive behind the pitching of Jon Lester (6.0IP, 4H, 2R) and Aroldis Chapman, who was called on in the 7th inning for the last 8 outs of the game. Trevor Bauer (4.0IP, 6H, 3R) deserved better, allowing all 3 runs in the 4th inning on a Bryant solo homer, Russell, single and Ross sac fly. Indians got a homer from Jose Ramirez in the 2nd inning and an RBI single from Lindor in the 6th.

CLEVELAND	010 001 000	2 6 1
CHICAGO-NL	000 300 00x	3 7 0
WP - Lester	LP - Bauer	T: 3:27 Att. 41,711
HR: CLE - Ramirez; CHI - Bryant		

Game #6, Tuesday, November 1 (N) at CLEVELAND
 Series shifts to Cleveland and Cubs maintain momentum, getting 3 runs in the first off Tomlin (2.1IP, 6H, 6R) on a Bryant solo homer and 2-run double by Russell (6 RBI), who added a grand slam in the 3rd inning off Otero that put the game out of reach. Indians clawed back to 7-2 after a Kipnis homer in the 5th and forced Chapman to record 4 outs late in the game.

CHICAGO-NL	304 000 002	9 13 0
CLEVELAND	000 110 001	3 6 1
WP - Arrieta	LP - Tomlin	T: 3:29 Att. 38,116
HR: CLE - Kipnis; CHI - Bryant, Rizzo, Russell		

Game #7, Wednesday, November 2 (N) at CLEVELAND
 Indians fall short after epic game 7, extra-inning battle after battling back from a 6-3 deficit to tie the game in the 8th inning on a 2-run homer by Rajai Davis off Chapman that nearly brought the house down. Cubs scored 4 times off an ineffective Kluber over the first 4 frames, including solo homers from Fowler and Baez. Indians scored a pair of runs in the 5th inning on a single wild pitch from Jon Lester, who came into the game in relief. The Cubs broke the 6-6 tie after a 17-minute rain delay prior to the top of the 10th inning on an RBI double by Ben Zobrist and an RBI single by Miguel Montero. Davis added an RBI single in the 10th inning as the Indians came up just short and the Cubs won their first World Series since 1908.

CHICAGO-NL	100 221 000 2	8 13 3
CLEVELAND	001 020 030 1	7 11 1
WP - Chapman	LP - Shaw	T: 4:28 Att. 38,104
HR: CLE - Davis; CHI - Fowler, Ross, Baez		

CLEVELAND ALL-STAR REVIEW

TOP THREE ALL-STAR CROWDS

72,086 at Cleveland Stadium on August 9, 1981

69,831 at Cleveland Stadium on July 8, 1935

68,751 at Cleveland Stadium on July 13, 1954

GAME ONE AT CLEVELAND STADIUM - July 8, 1935, American League 4, National League 1

A crowd of 69,831 - the largest throng to see an All-Star Game (until 1981 in Cleveland) - packed the lakefront Stadium for just the third mid-summer classic in history. The partial American League crowd was thrilled to a 4-1 junior circuit victory, the A.L.'s third straight All-Star win.

Jimmy Foxx belted a two-run homer in the first inning and the American Leaguers coasted to the win as Lefty Gomez and Mel Harder baffled the National League hitters.

GAME TWO AT CLEVELAND STADIUM - July 13, 1954, American League 11, National League 9

In a spectacular slugfest that set All-Star marks for runs and hits by the two clubs, the American League edged the National 11-9. The slugfest produced six home runs, including four by the A.L. The Indians' Al Rosen clubbed a pair of homers while he and his Cleveland teammates Bobby Avila and Larry Doby combined for eight RBI.

The 1954 contest was a wild seesaw contest which saw the lead change six times before the A.L. pulled out the 11-9 win with a three run rally in the eighth. Ironically, it was Nellie Fox's broken bat single over second base with the bases loaded in the eighth that provided the margin of victory.

GAME THREE AT CLEVELAND STADIUM - July 9, 1963, National League 5, American League 3

After four years as a double feature, the All-Star Game went to a single performance and saw the National League utilize its speed and gain its first Cleveland Stadium win, 5-3.

Willie Mays was easily the game's outstanding performer, going 1-for-3 with two RBI, two runs scored, two stolen bases, a walk and the game's most scintillating catch. 44,160 fans saw the action.

GAME FOUR AT CLEVELAND STADIUM - August 9, 1981, National League 5, American League 4

An all-time record All-Star Game crowd of 72,086 welcomed back baseball from the 50-day players strike and saw the National League edge the American 5-4. The 72,086 fans gave Cleveland the top three crowds in All-Star history.

Gary Carter clubbed two home runs, including a seventh inning solo shot to put the National Leaguers ahead to stay. Cleveland's Lenny Barker faced just six batters in his two innings of work, striking out one.

GAME FIVE AT JACOBS FIELD - July 8, 1997, American League 3, National League 1

Indians host the 68th Mid-Summer Classic for a record 5th time as Sandy Alomar hit a 2-out, 2-run homer off SF LHP Shawn Estes in the 7th inning, breaking a 1-1 tie. Alomar sent 44,945 fans home happy, becoming the first Indian ever to win an ASG MVP and the first player in MLB history to be named MVP in his home park.

Randy Johnson and Greg Maddux started the contest and a total of 14 pitchers were used. Edgar Martinez and Javy Lopez also homered in the game, which took just 2:36 minutes to play.

GAME SIX AT PROGRESSIVE FIELD - July, 2019

THE PHANTOM ALL-STARS OF 1945

The 1945 All-Star Game was cancelled due to wartime travel restrictions. The Sporting News published NL and AL All-Star teams in its July 12, 1945 issue. Hall of Fame baseball writer Fred Lieb chose the players. According to TSN, "Lieb used the same system employed in former years, taking at least one player from every club and putting the World's Series managers of the preceding fall in charge." Players chosen from the Indians were Lou Boudreau, Frank Hayes, and Steve Gromek.

CLEVELAND PLAYERS SELECTED FOR ALL-STAR GAME (111)

1933: Ferrell, Hildebrand, Averill. 1934: Harder, Averill. 1935: Harder, Averill, VOSMIK. 1936: Harder, AVERILL. 1937: Harder, AVERILL. 1938: Allen, Feller, AVERILL. 1939: Hemsley, Feller. 1940: Feller, Milnar, Hemsley, Boudreau, Keltner, Mack. 1941: FELLER, Boudreau, Keltner, HEATH. 1942: Bagby, BOUDREAU, KELTNER. 1943: Bagby, Smith, Boudreau, Rosar, KELTNER, Heath. 1944: Boudreau, Cullenbine, Hockett, KELTNER. 1945: No Game. 1946: FELLER, HAYES, KELTNER. 1947: Feller, Hegan, BOUDREAU, Gordon. 1948: Feller, Lemon, BOUDREAU, GORDON, KELTNER. 1949: Lemon, Hegan, Doby, Gordon, Mitchell. 1950: Feller, Lemon, Hegan, DOBY. 1951: Hegan, Lemon, Doby. 1952: AVILA, Doby, Garcia, Hegan, Lemon, MITCHELL, Rosen. 1953: Doby, Garcia, Lemon, ROSEN. 1954: AVILA, Doby, Garcia, Lemon, ROSEN. 1955: Avila, Doby, Rosen, Score, Smith, Wynn. 1956: Score, Narleski, Wynn. 1957: Mossi, Wertz, Wynn. 1958: Narleski, Vernon. 1959: COLAVITO, McLish, MINOSO, Power. 1960: G. Bell, Kuenn, Power, Stigman. 1961: Francona, Latman, J. Perry, ROMANO, TEMPLE. 1962: Donovan, Romano. 1963: Grant. 1964: Kralick. 1965: Colavito, Alvis, McDowell, Davalillo. 1966: G. Bell, Colavito, McDowell, Siebert. 1967: Alvis, Hargan. 1968: Azcue, McDowell, TIANT. 1969: McDowell. 1970: Fosse, McDowell. 1971: Fosse, McDowell. 1972: G. Perry. 1973: B. Bell. 1974: G. PERRY, Hendrick. 1975: Hendrick. 1976: LaRoche. 1977: Eckersley, Kern. 1978: Kern. 1979: Monge. 1980: Orta. 1981: Barker, Diaz. 1982: Harrah, Thornton. 1983: Sutcliffe, TRILLO. 1984: Thornton. 1985: Blyleven. 1986: Jacoby, Schrom. 1987: Tabler. 1988: Jones. 1989: Swindell, Jones. 1990: ALOMAR, Jones, Jacoby. 1991: S. ALOMAR. 1992: S. ALOMAR, Baerga, Nagy. 1993: Baerga, Belle. 1994: Belle, Lofton. 1995: BAERGA, BELLE, Lofton, Martinez, Mesa, Ramirez. 1996: BELLE, LOFTON, S. Alomar, Mesa, NAGY. 1997: S. Alomar, JUSTICE, Thome. 1998: S. Alomar, Colon, LOFTON, Ramirez, THOME, Vizquel. 1999: R. ALOMAR, LOFTON, Nagy, M. RAMIREZ, THOME, Vizquel. 2000: R. ALOMAR, Finley, FRYMAN, M. RAMIREZ. 2001: GONZALEZ, R. Alomar. 2002: Vizquel. 2003: Sabathia. 2004: V. Martinez, Belliard, Sabathia, Westbrook, Lawton. 2005: Wickman. 2006: Sizemore. 2007: Sizemore, Sabathia, V. Martinez. 2008: LEE, Sizemore. 2009: V. Martinez. 2010: Carmona. 2011: Cabrera**, C. Perez. 2012: Cabrera, C. Perez. 2013: Masterson, Kipnis. 2014: Brantley. 2015: Kipnis. 2016: Salazar, Lindor, Kluber. 2017: RAMIREZ, Kluber, Lindor, Brantley, Miller.

CAPS - starters

**started as injury replacement

Number of Times Selected for the All-Star Game (As an Indian)

Bob Feller.....	8	Johnny Allen	2	Bert Blyleven.....	1	Justin Masterson	1
Lou Boudreau	7	Max Alvis	2	Fausto Carmona	1	Cal McLish	1
Larry Doby	7	Jim Bagby, Jr.....	2	Bartolo Colon	1	Andrew Miller	1
Ken Keltner	7	Gary Bell	2	Roy Cullenbine.....	1	Al Milnar	1
Bob Lemon.....	7	Michael Brantley	2	Vic Davalillo.....	1	Orestos Minoso.....	1
Sandy Alomar	6	Asdrubal Cabrera	2	Bo Diaz.....	1	Sid Monge.....	1
Earl Averill	6	Ray Fosse	2	Dick Donovan	1	Don Mossi	1
Sam McDowell	6	Jeff Heath	2	Dennis Eckersley	1	Jorge Orta.....	1
Jim Hegan	5	Rollie Hemsley	2	Wes Ferrell	1	Jim Perry.....	1
Kenny Lofton	5	George Hendrick	2	Chuck Finley	1	Jose Ramirez.....	1
Albert Belle	4	Brook Jacoby	2	Tito Francona.....	1	Buddy Rosar	1
Mel Harder	4	Jim Kern	2	Travis Fryman	1	Danny Salazar	1
Manny Ramirez	4	Jason Kipnis.....	2	Juan Gonzalez.....	1	Ken Schrom	1
Al Rosen.....	4	Corey Kluber.....	2	Jim Grant.....	1	Sonny Siebert.....	1
Roberto Alomar	3	Francisco Lindor	2	Steve Hargan	1	Al Smith	1
Bobby Avila	3	Jose Mesa.....	2	Toby Harrah	1	Alfred Smith	1
Carlos Baerga.....	3	Dale Mitchell	2	Frank Hayes.....	1	Dick Stigman.....	1
Rocky Colavito.....	3	Ray Narleski.....	2	Oral Hildebrand.....	1	Rick Sutcliffe.....	1
Mike Garcia.....	3	Chris Perez	2	Oris Hockett	1	Greg Swindell	1
Joe Gordon	3	Gaylord Perry.....	2	David Justice	1	Pat Tabler	1
Doug Jones	3	Vic Power	2	Jack Kralick.....	1	Johnny Temple.....	1
Victor Martinez.....	3	John Romano.....	2	Harvey Kuenn	1	Luis Tiant.....	1
Charles Nagy	3	Herb Score.....	2	Dave LaRoche	1	Manny Trillo.....	1
CC Sabathia	3	Andre Thornton.....	2	Barry Latman	1	Mickey Vernon	1
Grady Sizemore.....	3	Joe Azcue	1	Matt Lawton	1	Joe Vosmik.....	1
Jim Thome	3	Len Barker.....	1	Cliff Lee	1	Vic Wertz.....	1
Omar Vizquel	3	Buddy Bell	1	Ray Mack	1	Jake Westbrook.....	1
Early Wynn.....	3	Ron Belliard	1	Dennis Martinez.....	1	Bob Wickman.....	1

Opponents



Photo credit: Rob Tinggall/MLB Photos via Getty Images

2017 A.L. MVP José Altuve

Baltimore Orioles	426
Boston Red Sox	426
Chicago White Sox	427
Detroit Tigers	427
Houston Astros	428
Kansas City Royals	428
Los Angeles Angels	429
Minnesota Twins	429
New York Yankees	430
Oakland Athletics	430
Seattle Mariners	431
Tampa Bay Rays	431
Texas Rangers	432
Toronto Blue Jays	432
Chicago Cubs	433
Cincinnati Reds	433
Milwaukee Brewers	433
Pittsburgh Pirates	433
St. Louis Cardinals	434

Baltimore Orioles

A.L. East Division

Oriole Park at Camden Yards
333 West Camden Street
Baltimore, MD 21201
(888) 848-2473



www.orioles.com

Executive VP, Baseball Operations Dan Duquette

Manager Buck Showalter
9th Season in Baltimore (622-569)
20th Season Overall (1,504-1,402)
2017: 75-87, 18.0GB, 5th A.L. East

Stadium (Year Opened)..... Camden Yards (1992)
Capacity 45,971

CLEVELAND VS. BALTIMORE LAST 10 YEARS

Year	Home	Road	Totals
2008	2-2	2-2	4-4
2009	3-0	2-2	5-2
2010	1-2	2-1	3-3
2011	3-0	2-2	5-2
2012	1-3	3-1	4-4
2013	2-1	2-2	4-3
2014	2-1	2-2	4-3
2015	1-2	0-3	1-5
2016	1-2	0-3	1-5
2017	3-0	3-1	6-1

All-Time Record: 440-406 vs. Orioles (1954-present)
1131-861 (.568) vs. BAL/SLB (1902- 53)/MLA (1901)

LONGEST WINNING STREAK

CLE: 17 games (5/21/1954 - 9/6/1954)
BAL: 11 games (6/26/1928 - 5/17/1929)

LAST CLEVELAND SWEEP

at CLE	at BAL
3-Game: 9/8-9/10/2017	4/17-4/19/2001
4-Game: 4/8-4/11/1971	5/10-5/12/1968

LAST BALTIMORE SWEEP

at CLE	at BAL
3-Game: 4/10-4/12/1987	7/22-7/24/2016
4-Game: 9/24-9/26/1971	5/26-5/29/1972

Boston Red Sox

A.L. East Division

Fenway Park
4 Yawkey Way
Boston, MA 02215
(617) 226-6000



www.redsox.com

President, Baseball Operations Dave Dombrowski

Manager Alex Cora
1st Season in Boston/Overall
2017: 93-69, 2.0GA, 1st A.L. East

Stadium (Year Opened)..... Fenway Park (1912)
Capacity 37,755 (Night) / 37,305 (Day)

CLEVELAND VS. BOSTON LAST 10 YEARS

Year	Home	Road	Totals
2008	0-2	1-3	1-5
2009	1-2	1-5	2-7
2010	2-2	2-2	4-4
2011	4-2	2-2	6-4
2012	2-2	1-3	3-5
2013	0-3	1-3	1-6
2014	3-0	2-2	5-2
2015	3-0	1-2	4-2
2016	1-2	1-2	2-4
2017	2-2	1-2	3-4

All-Time Record: 1039-981

LONGEST WINNING STREAK

CLE: 11 games (4/12/1996 - 6/25/1996)
BOS: 11 games, two times (last 9/7/1985 - 8/22/1986)

LAST CLEVELAND SWEEP

at CLE	at BOS
3-Game: 10/2-10/4/2015	6/23-6/25/1975
4-Game: 6/16-6/19/1994	4/12-4/15/1996

LAST BOSTON SWEEP

at CLE	at BOS
3-Game: 4/16-4/18/2013	4/13-4/15/1993
4-Game: 8/27-8/30/1990	10/1-10/4/2009

Chicago White Sox

A.L. Central Division

U.S. Cellular Field
333 West 35th Street
Chicago, IL 60616

(312) 674-1000

www.whitesox.com



Senior Vice President, General ManagerRick Hahn

ManagerRick Renteria
2nd Season in Chicago-AL (67-95)
3rd Season Overall (140-184)
2017: 67-95, 35.0GB, 4th A.L. Central

Stadium (Year Opened).....U.S. Cellular Field (1991)

Capacity.....40,615

CLEVELAND VS. CHICAGO LAST 10 YEARS

Year	Home	Road	Totals
2008	5-4	2-7	7-11
2009	3-6	5-4	8-10
2010	4-5	5-4	9-9
2011	3-6	4-5	7-11
2012	3-6	4-5	7-11
2013	8-1	9-1	17-2
2014	7-2	3-7	10-9
2015	3-6	6-4	9-10
2016	6-3	5-5	11-8
2017	5-4	8-2	13-6

All-Time Record: 1060-1081

LONGEST WINNING STREAK

CLE: 14 games (6/28/2013-9/25/2013)
CWS: 12 games (7/6/1941 - 4/17/1942)

LAST CLEVELAND SWEEP

at CLE	at CWS
3-Game: 6/17-6/19/2016	5/17-19/1999
4-Game: 7/29-8/1/2013	9/4-7/2013

LAST CHICAGO SWEEP

at CLE	at CWS
3-Game: 8/30-9/1/2010	5/26-5/28/2014
4-Game: 7/23-7/26/2015	7/5-7/8/1984

Detroit Tigers

A.L. Central Division

Comerica Park
2100 Woodward Avenue
Detroit, MI 48201

(313) 471-2000

www.tigers.com



Executive VP, Baseball Operations & GM Al Avila

Manager Ron Gardenhire
1st Season in Detroit/14th Overall (1068-1039)
2017: 64-98, 38.0GB, 5th A.L. Central

Stadium (Year Opened).....Comerica Park (2000)

Capacity.....41,083

CLEVELAND VS. DETROIT LAST 10 YEARS

Year	Home	Road	Totals
2008	6-3	5-4	11-7
2009	2-7	2-7	4-14
2010	8-1	1-8	9-9
2011	5-4	1-8	6-12
2012	6-3	4-5	10-8
2013	1-9	3-6	4-15
2014	4-6	4-5	8-11
2015	3-6	4-5	7-11
2016	7-2	7-2	14-4
2017	6-3	7-3	13-6

All-Time Record: 1084-1118

LONGEST WINNING STREAK

CLE: 13 games (5/14/1996 - 5/3/1997)
DET: 10 games, two times (8/11/2011 - 9/28/2011)

LAST CLEVELAND SWEEP

at CLE	at DET
3-Game: 9/11-13/2017	6/24-6/26/2016
4-Game: 7/16-7/18/2010	9/1-3/2017 (only time)

LAST DETROIT SWEEP

at CLE	at DET
3-Game: 4/10-4/12/2015	9/12-9/14/2014
4-Game: 8/5-8/8/2013	8/5-8/7/1986

Houston Astros

A.L. West Division

Union Station at Minute Maid Park
501 Crawford, Suite 400
Houston, TX 77002

(713) 259-8000

www.astros.com



General Manager.....Jeff Luhnow

Manager A.J. Hinch

4th Season in Houston (271-215)

6th season Overall (360-338)

2017: 101-61, 21.0GA, 1st A.L. West

Stadium (Year Opened)..... Minute Maid Park (2000)

Capacity41,168

CLEVELAND VS. HOUSTON SERIES HISTORY

Year	Home	Road	Totals
1997	0-0	2-1	2-1
1998	1-2	0-0	1-2
1999	0-0	1-2	1-2
2000	2-1	0-0	2-1
2001	0-0	1-2	1-2
2012	0-0	1-2	1-2
2013	4-0	2-1	6-1
2014	2-1	3-1	5-2
2015	3-1	2-1	5-2
2016	2-2	1-2	3-4
2017	2-1	3-0	5-1

All-Time Record: 32-20

LONGEST WINNING STREAKS

CLE: 6 games (4/20/2013-9/22/2013)
HOU: 4 games (6/27/1998 - 7/19/1999)

LAST CLEVELAND SWEEP

	at CLE	at HOU
3-Game:	none	5/19-21/2017
4-Game:	9/19-9/22/2013	none

LAST HOUSTON SWEEP

	at CLE	at HOU
3-Game:	none	none
4-Game:	none	none

Kansas City Royals

A.L. Central Division

Kauffman Stadium
One Royal Way
Kansas City, MO 64129

(816) 921-8000

www.royals.com



Senior VP Baseball Operations & GM Dayton Moore

Manager Ned Yost

9th Season in Kansas City (629-632)

15th Season Overall (1086-1134)

2017: 80-82, 22.0GB, 3rd A.L. Central

Stadium (Year Opened).....Kauffman Stadium (1973)

Capacity37,903

CLEVELAND VS. KANSAS CITY LAST 10 YEARS

Year	Home	Road	Totals
2007	6-3	5-4	11-7
2008	4-5	6-3	10-8
2009	5-4	5-4	10-8
2010	5-4	5-4	10-8
2011	6-3	6-3	12-6
2012	4-5	4-5	8-10
2013	6-3	4-6	10-9
2014	6-4	4-5	10-9
2015	4-6	5-4	9-10
2016	9-1	5-4	14-5
2017	7-3	5-4	12-7

All-Time Record: 358-328

LONGEST WINNING STREAK

CLE: 10 games (7/21/2005 - 9/24/2005)
KC: 9 games (6/11/1973 - 8/15/1973)

LAST CLEVELAND SWEEP

	at CLE	at KC
3-Game:	8/25-8/27/2017	9/30-10/2/2016
4-Game:	6/2-6/5/2016	none

LAST KANSAS CITY SWEEP

	at CLE	at KC
3-Game:	6/24-6/26/2003	6/13-6/15/2016
4-Game:	6/15-6/17/1973	none

Los Angeles Angels

A.L. West Division

Angel Stadium
2000 Gene Autry Way
Anaheim, CA 92806
(714) 940-2000



www.angels.com

General Manager..... Billy Eppler

Manager Mike Scioscia
19th Season in LAA/Overall (1,570-1,346)

2017: 80-82, 21.0GB, 2nd A.L. West

Stadium (Year Opened)..... Angel Stadium (1966)

Capacity..... 45,477

CLEVELAND VS. LOS ANGELES LAST 10 YEARS

Year	Home	Road	Totals
2007	2-1 *	3-4	5-5
2008	2-1	2-4	4-5
2009	1-2	1-2	2-4
2010	2-1	3-3	5-4
2011	1-2	2-4	3-6
2012	4-2	1-2	5-4
2013	1-2	3-0	4-2
2014	2-2	0-3	2-5
2015	3-0	1-2	4-2
2016	4-0	2-1	6-1
2017	3-0	3-0	6-0

All-Time Record: 314-325

*(Games played at Miller Park)

LONGEST WINNING STREAK

CLE: 11 games (6/12/2016 - 9/21/2017; current)
LAA: 7 games, three times (8/18/02 - 8/8/03)

LAST CLEVELAND SWEEP

at CLE	at LAA
3-Game: 7/25-7/27/2017	9/19-9/21/2017
4-Game: 8/11-8/14/2016	none

LAST LOS ANGELES SWEEP

at CLE	at LAA
3-Game: 9/3-9/5/2004	4/28-4/30/2014
4-Game: 7/28-7/30/1997	5/13-5/16/1982

Minnesota Twins

A.L. Central Division

Target Field
1 Twins Way
Minneapolis, MN 55403
(612) 659-3400



www.twinsbaseball.com

Executive VP, Chief Baseball Officer..... Derek Falvey

Manager Paul Molitor
4th Season in Minnesota/Overall (227-259)

2017: 85-77, 17.0GB, 2nd A.L. Central (A.L. Wildcard)

Stadium (Year Opened)..... Target Field (2010)

Capacity..... 38,885

CLEVELAND VS. MINNESOTA LAST 10 YEARS

Year	Home	Road	Totals
2007	7-2	7-2	14-4
2008	6-3	2-7	8-10
2009	5-4	3-6	8-10
2010	3-6	3-6	6-12
2011	6-3	5-4	11-7
2012	3-6	3-6	6-12
2013	6-3	7-3	13-6
2014	6-4	5-4	11-8
2015	4-6	3-6	7-12
2016	5-5	5-4	10-9
2017	3-6	9-1	12-7

All-Time Record: 430-403 vs. MIN Twins (1961-present)
1139-997 (.533) vs. WSH (1901-60)/MIN

LONGEST WINNING STREAK

CLE: 12 games (7/24/1956 - 5/18/1957)
MIN: 11 games, two times (last 8/20/1945 - 5/7/1946)

LAST CLEVELAND SWEEP

at CLE	at MIN
3-Game: 8/29-8/31/2016	4/17-4/20/2017
4-Game: 4/8-4/11/2002	6/16-6/18/2017

LAST MINNESOTA SWEEP

at CLE	at MIN
3-Game: 6/23-6/25/2017	7/27-7/29/2012
4-Game: none	6/7-6/10/1991

New York Yankees

A.L. East Division

Yankee Stadium
One East 161st Street
Bronx, NY 10451
(718) 293-4300



www.yankees.com

Senior VP, General Manager Brian Cashman

Manager Aaron Boone
1st Season in New York/Overall

2017: 91-71, 2.0GB, 2nd A.L. East (A.L. Wildcard)

Stadium (Year Opened)..... Yankee Stadium (2009)

Capacity TBD

CLEVELAND VS. NEW YORK LAST 10 YEARS

Year	Home	Road	Totals
2008	2-2	2-1	4-3
2009	1-3	2-2	3-5
2010	1-3	1-3	2-6
2011	2-1	1-3	3-4
2012	1-2	0-3	1-5
2013	1-3	0-3	1-6
2014	2-2	2-1	4-3
2015	2-1	3-1	5-2
2016	1-3	1-2	2-5
2017	2-2	3-0	5-2

All-Time Record: 867-1098

LONGEST WINNING STREAK

CLE: 13 games (7/13/1908 - 9/23/1908)
 NYY: 13 games (7/2/1976 - 7/7/1977)

LAST CLEVELAND SWEEP

at CLE	at NYY
3-Game: 9/11-9/13/1970	8/28-8/30/2017
4-Game: 6/15-6/17/1962	6/3-6/6/1913

LAST NEW YORK SWEEP

at CLE	at NYY
3-Game: 8/10-8/12/2007	6/3-6/5/2013
4-Game: 6/21-6/23/1996	7/17-7/20/2003

Oakland Athletics

A.L. West Division

Oakland Athletics
7000 Coliseum Way
Oakland, CA 94621



(510) 638-4900

www.oaklandathletics.com

Executive VP, Baseball Operations Billy Beane

Manager Bob Melvin

8th Season in Oakland (537-534)

15th Season Overall (1030-1042)

2017: 75-87, 26.0GB, 5th A.L. West

Stadium (Year Opened)..... Oakland Coliseum(1968)

Capacity 48,592

CLEVELAND VS. OAKLAND LAST 10 YEARS

Year	Home	Road	Totals
2008	4-2	1-2	5-4
2009	2-1	0-4	2-5
2010	2-4	1-2	3-6
2011	3-1	2-1	5-2
2012	0-4	2-4	2-8
2013	4-0	1-2	5-2
2014	0-3	2-1	2-4
2015	1-2	2-2	3-4
2016	3-0	1-2	4-2
2017	3-1	0-3	3-4

All-Time Record: 239-274 vs. OAK A's (1968-present)
 1032-909 (.532) vs. PHA (1901-54)/KCA (1955-67)

LONGEST WINNING STREAK

CLE: 15 games (7/6/1943 - 5/21/1944)
 OAK: 15 games (6/12/1914 - 9/20/1914)

LAST CLEVELAND SWEEP

at CLE	at OAK
3-Game: 7/29-7/31/2016	4/10-4/12/2000
4-Game: 5/6-5/9/2013	4/26-4/29/1999

LAST OAKLAND SWEEP

at CLE	at OAK
3-Game: 5/16-5/18/2014	7/14-7/16/2017
4-Game: 8/27-8/30/2012	9/17-9/20/2009

Seattle Mariners

A.L. West Division

Safeco Field
1250 First Avenue South
Seattle, WA 98134

(206) 346-4000

www.mariners.com



Executive VP & GM, Baseball Operations..... Jerry Dipoto

Manager**Scott Servais**
3rd season in Seattle/Overall (164-160)

2017: 78-84, 23.0GB, T-3rd A.L. West

Stadium (Year Opened).....Safeco Field (1999)

Capacity.....47,715

CLEVELAND VS. SEATTLE LAST 10 YEARS

Year	Home	Road	Totals
2008	2-4	2-1	4-5
2009	3-4	3-0	6-4
2010	1-2	2-2	3-4
2011	2-4	3-0	5-4
2012	2-0	2-4	4-4
2013	4-0	1-2	5-2
2014	1-2	1-2	2-4
2015	1-2	3-1	4-3
2016	1-2	2-2	3-4
2017	2-1	2-1	4-2

All-Time Record: 223-177

LONGEST WINNING STREAK

CLE: 8 games (9/26/1986 - 6/13/1987)
SEA: 8 games (7/15/1990 - 7/12/1991)

LAST CLEVELAND SWEEP

at CLE	at SEA
3-Game: 8/18-8/20/2000	4/8-4/10/2011
4-Game: 5/17-5/20/2013	none

LAST SEATTLE SWEEP

at CLE	at SEA
3-Game: 8/29-8/31/2008	8/20-8/22/2012
4-Game: none	none

Tampa Bay Rays

A.L. East Division

Tropicana Field
One Tropicana Drive
St. Petersburg, FL 33705

(727) 825-3137

www.raysbaseball.com



President, Baseball Operations Matt Silverman

Manager**Kevin Cash**
4th Season in Tampa Bay/Overall (228-258)

2017: 80-82, 13.0GB, 3rd A.L. East

Stadium (Year Opened).....Tropicana Field (1998)

Capacity.....31,042

CLEVELAND VS. TAMPA BAY LAST 10 YEARS

Year	Home	Road	Totals
2008	4-0	1-2	5-2
2009	4-0	1-3	5-3
2010	1-2	1-5	2-7
2011	1-2	1-2	2-4
2012	2-2	2-2	4-4
2013	1-2	1-2	2-4
2014	2-1	2-1	4-2
2015	1-2	4-0	5-2
2016	3-0	2-1	5-1
2017	1-2	3-1	4-3

All-Time Record: 93-58

LONGEST WINNING STREAK

CLE: 7 games, two times (4/22/2007 - 8/18/2007)
TB: 6 games (5/21/2004 - 8/14/2005)

LAST CLEVELAND SWEEP

at CLE	at TB
3-Game: 6/20-6/22/2016	8/22-8/24/2003
4-Game: 5/25-5/28/2009	6/29-7/2/2015

LAST TAMPA BAY SWEEP

at CLE	at TB
3-Game: 8/12-8/14/2005	5/21-5/23/2004
4-Game: none	none

Texas Rangers

A.L. West Division

Rangers Ballpark in Arlington
1000 Ballpark Way, Suite 400
Arlington, TX 76011

(817) 273-5222

www.texasrangers.com

President, Baseball Operations/GM Jon Daniels

Manager Jeff Banister

4th Season in Texas/Overall (261-225)

2017: 78-84, 23.0GB, T-3rd A.L. West

Stadium (Year Opened).....Globe Life Park (1994)

Capacity48,114



Toronto Blue Jays

A.L. East Division

Rogers Centre
1 Blue Jays Way
Suite 3200, Gate 9
Toronto, Ontario M5V 1J1

(416) 341-1000

www.bluejays.com

Executive VP & GM, Baseball Operations..... Ross Atkins

ManagerJohn Gibbons

11th Season in Toronto/Overall (720-700)

2017: 76-86, 17.0GB, 4th A.L. East

Stadium (Year Opened)..... Rogers Centre (1989)

Capacity49,286



CLEVELAND VS. TEXAS LAST 10 YEARS

Year	Home	Road	Totals
2008	1-2	5-2	6-4
2009	1-5	0-3	1-8
2010	1-2	1-2	2-4
2011	0-4	1-5	1-9
2012	3-3	1-2	4-5
2013	3-0	2-1	5-1
2014	3-0	3-1	6-1
2015	1-2	2-1	3-3
2016	1-2	1-3	2-5
2017	3-1	3-0	6-1

All-Time Record: 321-341

CLEVELAND VS. TORONTO LAST 10 YEARS

Year	Home	Road	Totals
2008	3-1	3-0	6-1
2009	1-2	3-2	4-4
2010	4-3	2-1	6-4
2011	1-3	2-1	3-4
2012	1-2	1-2	2-4
2013	2-1	2-1	4-2
2014	1-2	1-2	2-4
2015	2-2	1-2	3-4
2016	2-1	2-2	4-3
2017	3-0	1-2	4-2

All-Time Record: 205-205

LONGEST WINNING STREAK

CLE: 8 games (6/7/2014 - 5/16/2015)
TEX: 13 games (4/26/1978 - 4/17/1979)

LONGEST WINNING STREAKS

CLE: 7 games, two times (8/4/2004 - 5/14/2005)
TOR: 13 games (6/12/1991 - 4/21/1992)

LAST CLEVELAND SWEEP

at CLE	at TEX
3-Game: 8/1-8/3/2014	4/3-4/5/2017
4-Game: none	none

LAST CLEVELAND SWEEP

at CLE	at TOR
3-Game: 7/21-7/23/2017	8/8-8/10/2008
4-Game: 6/28-7/1/2010	6/20-6/23/1977

LAST TEXAS SWEEP

at CLE	at TEX
3-Game: 9/8-9/9/2009	9/13-9/15/2011
4-Game: 6/2-6/5/2011	none

LAST TORONTO SWEEP

at CLE	at TOR
3-Game: 5/3-5/5/2010	9/9-9/11/2002
4-Game: 9/5-9/8/1991	6/21-6/24/1991

Chicago Cubs

N.L. Central Division

Wrigley Field
1060 W. Addison Street
Chicago, IL 60613-4397
(773) 404-2827
www.cubs.com



CLEVELAND VS. CHICAGO-NL SINCE 2006

Year	Home	Road	Totals
2006	1-2	---	1-2
2009	---	0-3	0-3
2015	1-1	1-1	2-2

All-Time Record: 9-9

LONGEST WINNING STREAKS

CLE: 3 games (8/31/1997-6/23/1998)
CHI: 4 games (6/21/2006-6/21/2009)

LAST CLEVELAND SWEEP

3-Game: at CLE none at CHI none

LAST CHICAGO SWEEP

3-Game: at CLE none at CHI 6/19-6/21/2009

Cincinnati Reds

N.L. Central Division

Great American Ball Park
100 Joe Nuxhall Way
Cincinnati, OH 45202
(513) 765-7000
www.reds.com



CLEVELAND VS. CINCINNATI LAST 10 YEARS

Year	Home	Road	Totals
2008	1-2	0-3	1-5
2009	1-2	1-2	2-4
2010	1-2	1-2	2-4
2011	3-0	2-1	5-1
2012	3-0	0-3	3-3
2013	2-0	0-2	2-2
2014	1-1	0-2	1-3
2015	3-0	2-1	5-1
2016	2-0	2-0	4-0
2017	1-1	1-1	2-2

All-Time Record: 56-47

LONGEST WINNING STREAKS

CLE: 6 games (current, two times, last 7/18/2015-5/19/2016)
CIN: 4 games three times (7/3/2011 - 6/14/2012)

LAST CLEVELAND SWEEP

3-Game: 5/22-5/24/2015 at CLE none at CIN 6/11-6/13/1999

LAST CINCINNATI SWEEP

3-Game: at CLE none at CIN 6/12-6/14/2012

Milwaukee Brewers

N.L. Central Division

Miller Park
One Brewers Way
Milwaukee, WI 53214
(414) 902-4191
www.brewers.com



CLEVELAND VS. MILWAUKEE SINCE 2000

Year	Home	Road	Totals
2000	---	3-0	3-0
2001	1-2	---	1-2
2006	---	0-3	0-3
2009	0-3	---	0-3
2015	2-0	1-1	3-1

All-Time Record: 204-206

LONGEST WINNING STREAKS

CLE: 7 games (8/22/1969 - 6/4/1970)
MIL: 8 games (6/14/2001 - 7/21/2015)

LAST CLEVELAND SWEEP

3-Game: at CLE 5/17-5/19/1994 at MIL 6/5/-6/7/2000

LAST MILWAUKEE SWEEP

3-Game: at CLE 6/15-6/17/2009 at MIL 6/16-6/18/2006

Pittsburgh Pirates

N.L. Central Division

PNC Park at North Shore
115 Federal Street
Pittsburgh, PA 15212
(412) 323-5000
www.pirates.com



CLEVELAND VS. PITTSBURGH SINCE 2000

Year	Home	Road	Totals
2000	3-0	---	3-0
2001	---	0-3	0-3
2003	---	1-2	1-2
2006	2-1	0-0	2-1
2009	---	1-2	1-2
2010	---	1-2	1-2
2011	3-0	---	3-0
2012	1-2	---	1-2
2015	---	1-2	1-2

All-Time Record: 17-19

LONGEST WINNING STREAKS

CLE: 4 games (6/17/2011 - 6/15/2012)
PIT: 5 games (6/15/2001 - 6/21/2003)

LAST CLEVELAND SWEEP

3-Game: at CLE 6/17-6/19/2011 at PIT none

LAST PITTSBURGH SWEEP

3-Game: at CLE none at PIT 6/15-6/17/2001

CLEVELAND OPPONENTS

St. Louis Cardinals

N.L. Central Division

Busch Stadium
700 Clark Street
St. Louis, MO 63102
(314) 345-9600
www.cardinals.com



CLEVELAND VS. ST. LOUIS SERIES HISTORY

Year	Home	Road	Totals
1997	---	2-1	2-1
1998	2-0	---	2-0
2000	---	2-1	2-1
2001	2-1	---	2-1
2006	---	2-1	2-1
2009	2-1	---	2-1
2012	---	2-1	2-1
2015	1-2	---	1-2

All-Time Record: 15-8

LONGEST WINNING STREAKS

CLE: 4 games (6/3/2000 - 7/7/2001)

STL: 1 game, eight times (5/14/2015-current)

LAST CLEVELAND SWEEP

	at CLE	at STL
3-Game:	none	none

LAST ST. LOUIS SWEEP

	at CLE	at STL
3-Game:	none	none

Miscellaneous



Sheldon Ocker, who covered the Cleveland Indians for 33 seasons, was elected the 2018 winner of the J.G. Taylor Spink Award in balloting by the Baseball Writers' Association of America. He will be honored with the award during the National Baseball Hall of Fame and Museum's induction weekend July 27-30, 2018, in Cooperstown. The award began in 1962 and is named for the first recipient. Spink was a driving force of the Sporting News. Ocker, 75, covered the Indians for the Akron Beacon Journal from 1981 through 2013.

Broadcast Information	440-443
Cleveland BBWAA	434
Cleveland Indians Charities.....	447
Event and Giveaway Schedule	439
How To Figure.....	445
Important Dates	435
Items of Interest	444-445
Last Time It Happened.....	432-434
Media Game Day Information.....	446
Pre-Game Workout Schedule at Progressive Field.....	446
Servicing the Media in Progressive Field.....	439
Spring Training Information	436-438
Spring Training Schedule	438

LAST TIME IT HAPPENED...

HITTING

Last time opponent, 6 hits in one game: JOHNNY BRIGGS, August 4, 1973 vs. Milwaukee.

Last time opponent, 9 RBI in one game: JIMMIE FOXX, August 14, 1933 vs. Philadelphia-AL.

Last time opponent, 8 RBI in one game: KEN GRIFFEY, July 8, 2000 vs. Cincinnati.

Last time opponent, 7 RBI in one game: OMAR INFANTE, Sept. 17, 2015 vs. Kansas City

Last Indian with 5 (or more) walks in a game: ANDRE THORNTON (6BB), May 2, 1984 at Baltimore.

Last Indian with 3 intentional walks in a game: JIM THOME, May 12, 1998 at Tampa Bay.

Batter with 8 straight hits: JULIO FRANCO, June 21-23, 1988.

Batter with 9 straight hits: JORGE ORTA, June 14-16, 1980.

Last batter at least 0-for-33: PAT TABLER, 1987...FRANKLIN GUTIERREZ was 0 for 32 in 2008.

Two extra base hits, one inning: SHELLEY DUNCAN, September 18, 2011 at Minnesota (7th inning)...HR/2B.

Two walks in one inning: LOU MARSON, Sept 23, 2012 at KC (7th inning).

Two triples in one game: JASON KIPNIS, June 24, 2016 at Detroit.

Nine or more doubles game: Club Record 12 on July 12, 1996 at Minnesota.

Six steals in a game: August 12, 2016 vs. LA Angels (tied club record with 8 stolen bases).

Shutout in three straight games: June 12-14, 1991...Did not score in 31 straight IP in 1985 (7/2-5) and in 35.1IP straight from 7/9-14/1965.

Last time came back from 6-run deficit in the 9th inning: May 25, 2009 vs. Tampa Bay...Trailed, 10-4, entering the 9th.

Shutout in Major League debut by opposing pitcher: September 3, 2002 at Detroit...ANDY VAN HEKKEN

Non-Pitcher pitching: MICHAEL MARTINEZ, April 13, 2017 vs. Chicago-AL...25th non-pitcher.

Back-to-back triples: September 2, 2017 at Detroit (Zimmer and Jose Ramirez).

Back-to-back triples allowed: August 3, 2016 vs. Minnesota (Dozier/Mauer).

Pitcher with an RBI: JOSH TOMLIN, June 28, 2011 at Arizona Pitcher with 2 hits: JOSH TOMLIN, May 19, 2016 @CIN

Pitcher with a home run: CC SABATHIA, June 21, 2008 at LA Dodgers (HR off Chan Ho Park).

Pitcher with a grand slam: STEVE DUNNING, May 11, 1971 vs. Oakland in the 5th inning.

Grounded into triple play: TOBY HARRAH, May 31, 1980 vs. Seattle; 3-6-4 triple play.

HOME RUNS

Inside the park home run at home: TYLER NAQUIN, August 19, 2016 vs. Toronto, walk-off homer in the 9th inning...7th time by an Indian in Progressive Field.

Two grand slams, one game: July 26, 2017 vs. LA Angels...Third time in franchise history...BRADLEY ZIMMER (2nd inning) and EDWIN ENCARNACION (11th inning).

Pinch-Hit grand slam: LONNIE CHISENHALL...April 14, 2017 vs. Detroit (Francisco Rodriguez).

Home run leading off season: GRADY SIZEMORE, April 2, 2007 at Chicago-AL off Jose Contreras...3rd time in club history.

First two batters of game leading off with home runs: CARLOS SANTANA/JASON KIPNIS, July 8, 2016 vs. New York-AL (off Phil Chad Green).

Both teams, home runs to lead-off game: September 14, 2015 vs. KC (Jason Kipnis/Alex Gordon).

Three home runs in a row: MATT LAWTON, VICTOR MARTINEZ and CASEY BLAKE, July 16, 2004 at Seattle in the 3rd.

Four home runs in one inning: JUAN URIBE, TYLER NAQUIN, MIKE NAPOLI and LONNIE CHISENHALL. June 26, 2016 at Detroit (5th inning) off Justin Verlander.

Three home runs hit, one inning: August 27, 2017 vs. Kansas City (2nd inning)

Home runs from both sides of the plate in the same game: JOSE RAMIREZ, Sept. 3, 2017 at Detroit

Last two batters of game hit homers: JOSE RAMIREZ and TYLER NAQUIN, August 19, 2016 vs. Toronto off Roberto Osuna.

Home run in major league debut: ROBERTO PEREZ; July 10, 2014 vs. NY Yankees.

First Major League home being a grand slam: KEVIN KOUZMANOFF; September 2, 2006 at Texas off Edinson Volquez.

PITCHING

Three home runs allowed, one inning: April 15, 2016 vs. NY Mets, 5th inning off Cody Anderson.

Four home runs allowed, one inning: June 29, 2001 vs. Kansas City...MIKE SWEENEY, JERMAINE DYE, RAUL IBANEZ and CARLOS BELTRAN in the 4th inning off DAVE BURBA.

Last opposing pitcher with 14 strikeouts: JOSE FERNANDEZ, August 2, 2013 at Miami. ZACK GREINKE fanned 15 Indians on August 25, 2009 at KC.

Shutout in 1st Major League game: LUIS TIANI, July 19, 1964 at New York; 3-0; 4-hitter.

Complete game doubleheader shutouts: LUIS TIANI/SAM McDOWELL, Sept 30, 1964 vs. Boston; 5-0 and 3-0.

Three consecutive shutouts: JOHN DENNY, August 28 (vs. Seattle 1-0), September 2 (vs. Oakland 2-0) and September 6 (2-0 vs. California), 1981.

Four consecutive shutouts: LUIS TIANI, April 28 (2-0 at Washington), May 4 (2-0 vs. Minnesota), May 7 (8-0 at New York), and May 12 (2-0 at Baltimore), 1968.

Three straight consecutive team game shutouts (individual or combined): August 25-27, 2017 vs. Kansas City ...Club record is 4, Aug. 15-20, 1948.

Last Indian w/at least 27.0IP consecutive scoreless innings: CLIFF LEE, April 13-30, 2008.

Last Indian w/at least 29.1IP consecutive scoreless innings: DAN SPILLNER, 1982.

Last Indians starting pitcher w/3 consecutive starts of at least 10K: COREY KLUBER, July 15-August, 2017.

Last Indians starting pitcher w/5 consecutive starts of at least 10K: COREY KLUBER, July 15-August, 2017. (club record)

Last Indian to win at least 15 straight decisions: GAYLORD PERRY, 1974.

Last Indian to win at least 11 straight decisions: CLIFF LEE, 2008.

Complete game in first Major League start: JOHN FARRELL, August 21, 1987 (2nd game) vs. Detroit; 8-3 win.

Last Indian to pitch 10.0 innings in a start: DENNIS MARTINEZ, May 6, 1994 at Baltimore (10.0IP).

Last time Indians pitchers tossed back-to-back complete games: TREVOR BAUER, COREY KLUBER, June 21-22, 2016 vs. TB.

Last time Indians pitchers tossed back-to-back-to-back complete games: TREVOR BAUER, COREY KLUBER, CARLOS CARRASCO, July 28-30, 2015.

Last Indians pitchers to throw consecutive complete game/shutouts (back-to-back games): April 16 and 18, 1981 at Milwaukee (Wayne Garland 1-0, Bert Blyleven 5-0).

Last pitcher with consecutive complete games: COREY KLUBER, August 3-8, 2017.

Last Indians pitcher with 3 consecutive complete games: GREG SWINDELL, July 14-29, 1988 (4 consecutive).

Last Indians rookie to throw a CG shutout: JEREMY SOWERS, July 28, 2006 vs. Seattle.

Last pitcher to walk 5 straight batters: JASON DAVIS, April 24, 2005 at Seattle.

Last time CG/SHO by opponent individual pitchers in consecutive games: BRITT BURNS (Chicago-AL) and MIKE SMITHSON (Minnesota) on July 3-4, 1985.

Last time CG by opponent individuals in consecutive games: SHAWN ESTES and BRANDON WEBB, June 18-19, 2005 vs. Arizona.

SERIES SWEEPS

Three-game sweep at home: Sept. 11-13, 2017 vs DET Three-game sweep on the road: Sept. 19-21, 2017 at LAA
Four-game sweep at home: Aug 11-14, 2016 vs LAA Four-game road sweep: Sept. 4-7, 2017 at Chicago-AL
Five-game sweep: June 11-14, 1954 vs. Boston Swept in 3-game series at home: June 23-25 vs. Minnesota
Swept in 3-game series on road: July 14-16, 2017 at OAK Swept in 4-game series at home: July 23-26, 2015 vs. CWS
Swept in 4-game series on road: October 1-4, 2009 at Boston

MISCELLANEOUS

Last time made 5 errors/gm: July 27, 2011 vs. LA Angels Last time made 6 errors/gm: August 28, 1991 vs. MIN
Last time turned 6 DPs/gm: 6, April 21, 2009 vs. Kansas City Last time turned 5 DPs/gm: June 20, 2015 vs. TB
Largest deficit overcome: 12 runs, August 5, 2001 vs. Seattle...Down 12-0 and 14-2 in the 7th inning...Won 15-14, in 11.0IP.
Triple play turned: July 1, 2014 at Los Angeles. 32nd in club history. Fly ball to Brantley in LF, who threw out Gordon out at home plate, Gomes then threw Puig out at second base after double review.
Hit into triple play: SANDY ALOMAR, September 1, 2000 vs. Baltimore...Popped into 6-4-3 triple play...26th triple play turned against the Indians in club history.
Steal of home: June 28, 2016 at Atlanta (1st inning, FRANCISCO LINDOR stole home on the back-half of a double steal with Jose Ramirez.
Straight steal of home: GRADY SIZEMORE, August 26, 2005 at Toronto in the first inning with Dustin McGowan pitching.
Steal of Home allowed: CHRIS TAYLOR, June 14, 2017 vs. LA Dodgers (double steal).
Youngest to play for Indians: BOB FELLER, pitcher, 1936; 17 years old.
Oldest to play for Indians: PHIL NIEKRO, pitcher, 1987; 48 years old.
Tie game: August 26, 1986 vs. Toronto (6-6)...Called after 9.0 innings due to rain...Ernie Camacho blew a 6-3 lead in 9th inn.
Last time 3 straight extra inning games: June 17-20, 2009 (Tied club record).

CLEVELAND CHAPTER

BASEBALL WRITERS ASSOCIATION OF AMERICA, 2018

Chris Assenheimer	Elyria Chronicle-Telegram	Dennis Manoloff	The Plain Dealer
Jordan Bastian	MLB.com	Zack Meisel	The Plain Dealer/Advance Ohio
Anthony Castrovince	MLB.com	Joe Noga	Cleveland.com
Brian Dulik	Medina County Gazette	Terry Pluto	The Plain Dealer
Scot Fagerstrom	Akron Beacon Journal	Marla Ridenour	Akron Beacon Journal
Paul Hoynes	Cleveland.com	Travis Sawchick	Fangraphs
Jim Ingraham	Elyria Chronicle-Telegram	Bud Shaw	Cleveland.com
Ryan Lewis	Akron Beacon Journal	Tom Withers	Associated Press
Bill Livingston	The Plain Dealer	T.J. Zuppe	The Athletic

HONORARY BBWAA MEMBERS

Andy Call	Canton Repository	Steve Herrick	Elyria Chornicle-Telegram
Dan Coughlin	The Plain Dealer	Roy Hewitt	The Plain Dealer
Don Detore	Canton Repository	Chuck Melvin	The Associated Press
Bob Dolgan	The Plain Dealer	Chuck Murr	Associated Press
Steve Goldman	Ashtabula Star-Beacon	Sheldon Ocker	Akron Beacon Journal
Burt Graeff	The Plain Dealer	Larry Pantages	Akron Beacon Journal
Tony Grossi	The Plain Dealer	Mike Peticca	The Plain Dealer

CLEVELAND BBWAA OFFICERS

Paul Hoynes, Chairman
Steve Herrick, Secretary-Treasurer

2018 MAJOR LEAGUE IMPORTANT DATES

MARCH 2

First date to renew Major League contracts

MARCH 4

First date Clubs may ask waivers on selected Rule 5 or draft-excluded players

MARCH 9

First date Clubs may assign selected Rule 5 or draft-excluded players

MARCH 11

Last date to renew Major League contracts

MARCH 13

Last date to assign an injured player to a Minor League Club, if permissible

MARCH 19

Last date a XX(B) player signed to a Minor League contract qualifies for a Retention Bonus

MARCH 24

Last date to select or release a XX(B) "Retention Bonus" player before a bonus obligation

MARCH 26

Last date to request UR Waivers and owe 45 days' termination pay (before 2:00pm ET)

The earliest date that a Club may backdate a placement on the 10-day Disabled List

MARCH 29

Official opening of 2018 season - rosters reduced to 25

APRIL 5

First date 10-day Disabled List players may be reinstated, if permissible

APRIL 8

First date optioned players may be recalled, if permissible

MAY 28

First date that players on the 60-day disabled list may be reinstated, if permissible Start of Closed Period-First-Year Player Draft

JUNE 1

XX(B) "Retention Bonus" player may require release if not added to 25-man roster

JUNE 4-6

2018 First-Year Player Draft

JULY 2

Beginning of 2018 - 2019 international signing period

JULY 6

Signing deadline for Rule 4 drafted players - 5:00pm ET

JULY 31

Trade deadline - 4:00pm ET

AUGUST 31

Post-season eligibility lists are established by 11:59pm ET

Secured Outright Waivers expire by 11 :59pm ET

SEPTEMBER 23

Last day to trade any player until end of championship season - Noon ET

OCTOBER 1

All players on optional assignment must be recalled

All players on the 7-day and the 10-day Disabled Lists must be reinstated

First date players may be traded between Major League Clubs without waivers

DATES BASED ON END OF WORLD SERIES

1ST DAY AFTER

Eligible XX(B) players become free agents at 9:00am ET

5TH DAY AFTER

Last date to reinstate players from the 60-day Disabled List

Last date to outright potential Minor League free agent without Major League contract, if permissible (Before 5:00pm ET)

Last date for former Club to tender qualifying offer to XX(B) players XX(B) free agents may sign with any Club at 5:00pm ET

Minor League players become free agents at 5:00pm ET, if applicable

15TH DATE AFTER

Last date for XX(B) player to accept qualifying offer from former Club

NOVEMBER 20

Reserve lists for all Major and Minor League levels filed, by 8:00pm ET

NOVEMBER 28

Last date prior to tender deadline to ask outright waivers on a player without a 2019 Major League contract

NOVEMBER 30

Tender deadline

DECEMBER 2

First date that assignable draft selections may be traded

DECEMBER 6

Last date to request Outright Waivers to assign player prior to Rule 5 Draft

DECEMBER 10

Last date to outright a player prior to the Rule 5 Draft

DECEMBER 13

Major League Rule 5 Draft - Winter Meetings, Las Vegas, NV

SPRING TRAINING INFORMATION

DEVELOPMENT COMPLEX

2601 South Wood Blvd.
Goodyear, AZ 85338

GOODYEAR BALLPARK

1933 South Ballpark Way
Goodyear, AZ 85338



CLUB CONTACTS

Team Operations Office	(623) 302-5678
Bart Swain, Director, Baseball Information	(216) 420-4386
Court Berry-Tripp, Assistant Director, Baseball Information	(216) 420-4391
Anna Bolton, Major League Translator/Family Relations	(216) 420-4437
Jack Efta, Special Assistant to DBI	(216) 420-4598
Ryan Lantz, Manager, Spring Training Operations	(623) 302-5602
Complex print work room / Media Center	(623) 302-5610
Public Relations Fax / Team Travel Fax	(623) 302-5670
Press Box	(623) 882-3148
Ticket Office Main	(623) 882-3130
Ticket Office Fax	(623) 882-3169
Tickets	(623) 882-3130 / (800) 745-3000

RECENT SPRING ATTENDANCE RECORDS

Year	Home Attendance	Total Attendance	Record
1988	65,441 (15)	146,285 (31)	18-13
1989	68,850 (15)	161,822 (31)	19-11-1
1990	31,561 (6)	78,740 (14)	10-5
1991	65,628 (13)	133,307 (25)	15-10
1992	74,497 (15)	133,307 (25)	16-14
1993	55,215 (12)	139,256 (26)	11-14
1994	73,506 (17)	147,699 (30)	18-14
1995	^{ST1} 29,550 (15) ^{ST2} 19,844 (6)	78,993 (32) 33,143 (12)	16-16 8-3-1
1996	74,189 (14)	260,475 (34)B	21-13
1997	74,615 (15)	222,804 (34)	16-18
1998	74,723 (13)	211,668 (29)	12-17
1999	87,292 (16)	247,414 (32)	13-19
2000	84,858 (14)	226,987 (31)	16-14-2
2001	64,371 (12)	220,001 (29)	13-13-3
2002	74,953 (15)	193,977 (32)	15-17
2003	59,127 (14)	220,740 (30)	19-11
2004	75,082 (15)	230,933 (32)	18-14
2005	64,329 (14)	175,334 (30)	16-13-1
2006	74,106 (16)	176,687 (33)	20-12-1
2007	71,593 (15)	174,980 (31)	16-14-1
2008	87,301 (15)	218,224 (32)	15-14-3
2009	99,824 (18)	247,184 (35)	12-20-3
2010	61,240 (14)	187,978 (31)	19-9-3
2011	59,744 (16)	154,231 (31)	15-14-2
2012	74,836 (16)	187,186 (32)	7-22-3
2013	77,590 (17)	194,805 (35)	17-16-2
2014	67,445 (15)	191,928 (31)	20-9-2
2015	85,874 (16)	209,917 (33)	14-18-1
2016	87,079 (16)	235,207 (34)	18-12-4
2017	101,517 (16) B	206,435 (36)	17-16-3

Note: 1995 was strike year. ^{ST1} Replacement players, ^{ST2} Regular players;
B - All-Time Spring High

Indians Spring Training Sites

Goodyear, AZ	2009-current	Lakeland, FL	1923-1927	Alexandria, LA	1910-1911
Winter Haven, FL	1993-2008	Dallas, TX	1921-1922	Macon, GA	1907-1909
Tucson, AZ	1947-1992	New Orleans, LA	1916-1920	New Orleans, LA	1905-1906
Clearwater, FL	1946	San Antonio, TX	1915	San Antonio, TX	1904
Lafayette, IN	1943-1945	Athens, GA	1914	New Orleans, LA	1902-1903
Ft. Myers, FL	1940-1942	Pensacola, FL	1913		
Louisiana	1928-1939	New Orleans, LA	1912		

2018 INDIANS SPRING EXHIBITION SCHEDULE

DAY	DATE	OPPONENT	SITE	R/TV/INTERNET	AZ TIME
Friday	Feb. 23	CINCINNATI REDS	Goodyear	SportsTime Ohio/WTAM	1:05 pm
Saturday	Feb. 24	Arizona Diamondbacks	Salt River Fields	WTAM	1:10 pm
Sunday	Feb. 25	Cincinnati Reds (ss)	Goodyear	SportsTime Ohio/ALT 99.1	1:05 pm
Monday	Feb. 26	Milwaukee Brewers	Maryvale	SportsTime Ohio/Indians.com	1:05 pm
Tuesday	Feb. 27	OAKLAND ATHLETICS	Goodyear	Indians.com	1:05 pm
Wednesday	Feb. 28	SEATTLE MARINERS	Goodyear	Indians.com	1:05 pm
		Los Angeles Angels	Tempe	Indians.com	1:10 pm
Thursday	March 1	Los Angeles Dodgers	Glendale	Indians.com	1:05 pm
Friday	March 2	TEXAS RANGERS	Goodyear	Indians.com	1:05 pm
Saturday	March 3	SAN FRANCISCO GIANTS(ss)	Goodyear	WTAM	1:05 pm
Sunday	March 4	Milwaukee Brewers	Maryvale	WTAM	1:05 pm
Monday	March 5	Los Angeles Dodgers	Glendale	Indians.com	1:05 pm
Tuesday	March 6	Cincinnati Reds	Goodyear	SportsTime Ohio/WTAM	1:05 pm
Wednesday	March 7	CHICAGO CUBS	Goodyear	Indians.com	6:05 pm
Thursday	March 8	LOS ANGELES DODGERS	Goodyear	WMMS	6:05 pm
Friday	March 9	Colorado Rockies	Salt River Fields	Indians.com	1:10 pm
Saturday	March 10	San Diego Padres	Peoria	SportsTime Ohio/WTAM	1:10 pm
Sunday	March 11	MILWAUKEE BREWERS	Goodyear	WTAM	1:05 pm
		Kansas City Royals	Surprise	SportsTime Ohio/Indians.com	1:05 pm
Monday	March 12	TEXAS RANGERS	Goodyear	Indians.com	1:05 pm
Tuesday	March 13	OFF DAY			
Wednesday	March 14	LOS ANGELES ANGELS	Goodyear	Indians.com	1:05 pm
Thursday	March 15	CINCINNATI REDS	Goodyear	WMMS	1:05 pm
Friday	March 16	Oakland Athletics	Mesa	Indians.com	1:05 pm
Saturday	March 17	Chicago Cubs	Las Vegas	SportsTime Ohio/Indians.com	4:05 pm PT
		Chicago Cubs	Mesa	WTAM	1:05 pm
Sunday	March 18	Chicago Cubs	Las Vegas	SportsTime Ohio/Indians.com	1:05 pm PT
		Seattle Mariners	Peoria	WTAM	1:10 pm
Monday	March 19	San Francisco Giants	Scottsdale	Indians.com	1:05 pm
Tuesday	March 20	OFF DAY			
Wednesday	March 21	KANSAS CITY ROYALS	Goodyear	SportsTime Ohio/Indians.com	6:05 pm
Thursday	March 22	SAN DIEGO PADRES	Goodyear	Indians.com	1:05 pm
Friday	March 23	ARIZONA DIAMONDBACKS	Goodyear	ALT 99.1	6:05 pm
Saturday	March 24	Texas Rangers	Surprise	WTAM	12:05 pm
Sunday	March 25	CINCINNATI REDS	Goodyear	ALT 99.1	12:05 pm
Monday	March 26	at Arizona Diamondbacks	Chase Field	Indians.com	6:40 pm
Tuesday	March 27	at Arizona Diamondbacks	Chase Field	SportsTime Ohio/	12:40 pm

All games 1:05PM Arizona (MST) time unless otherwise noted ALL CAPS indicate home games (ss)—split squad

(WTAM) indicates games broadcast on NewsRadio WTAM 1100 AM, Cleveland Indians Radio Network and indians.com;

(WMMS) indicates games broadcast on WMMS 100.7 FM, Cleveland Indians Radio Network and indians.com

(ALT 99.1) indicates games broadcast on 99.1FM, Cleveland Indians Radio Network and indians.com.

2018 PROMOTIONAL SCHEDULE

- Friday, April 6 vs. Kansas City**
 • Opening Day Magnet Schedule & Car Magnet Courtesy of Progressive (all fans)
 • Block Party
- Saturday, April 28 vs. Seattle**
 • Tote Bag Courtesy of MLB Network (10,000 fans)
- Sunday, April 29 vs. Seattle**
 • Tote Bag Courtesy of MLB Network (10,000 fans)
- Friday, May 11 vs. Kansas City**
 • Sugardale Dollar Dog Night
- Saturday, May 12 vs. Kansas City**
 • T-Shirt (10,000 fans)
- Sunday, May 13 vs. Kansas City**
 • KeyBank Kids Fun Day
- Friday, May 25 vs. Houston**
 • Sugardale Dollar Dog Night
 • Pregame in the District
 • Fireworks Presented by SportClips/Block Party
- Saturday, May 26 vs. Houston**
 • Terry Francona 1988 Jersey Courtesy of Sugardale (12,500 fans)
 • Pregame in the District/Fireworks/Block Party
- Sunday, May 27 vs. Houston**
 • KeyBank Kids Fun Day
- Monday, May 28 vs. Chicago-AL**
 • Corey Kluber Bobblehead Courtesy of KeyBank (15,000 fans)
- Wednesday, May 30 vs. Chicago-AL**
 • Weather Education Day
 • Weather Education Book (all participants)
- Tuesday, June 5 vs. Milwaukee**
 • Duffel Bag Courtesy of Shearer's (10,000 fans)
- Friday, June 15 vs. Minnesota**
 • Sugardale Dollar Dog Night/Block Party
 • Pregame in the District /Fireworks
 • Plastic Pint Glass Courtesy of Sysco Cleveland (10,000 fans)
- Saturday, June 16 vs. Minnesota**
 • Andrew Miller Bobblehead Courtesy of Pepsi (12,500 fans)
 • Pregame in the District /Block Party
- Sunday, June 17 vs. Minnesota**
 KeyBank Kids Fun Day
- Friday, June 22 VS. Detroit**
 • Sugardale Dollar Dog Night
 • Pregame in the District
 • Fireworks /Block Party
- Saturday, June 23 vs. Detroit**
 • Batting Practice Jersey Courtesy of Discount Drug Mart (12,500 fans)
 • Pregame in the District /Block Party
 • Fireworks Presented by Blaster Corporation
- Sunday, June 24 vs. Detroit**
 • KeyBank Kids Fun Day
- Friday, July 6 vs. Oakland**
 • Sugardale Dollar Dog Night/Block Party
 • Pregame in the District /Fireworks
 • Snapback Cap Courtesy of Subway (10,000 fans)
- Saturday, July 7 vs. Oakland**
 • Jose Ramirez Jersey Courtesy of Medical Mutual (17,500 fans)
 • Pregame in the District /Block Party
- Sunday, July 8 vs. Oakland**
 • KeyBank Kids Fun Day
- Thursday, July 12 vs. New York-AL**
 • Carlos Carrasco Bobblehead Courtesy of KeyBank (12,500 fans)
 • KeyBank Hassle-Free Weekend
- Friday, July 13 vs. New York-AL**
 • Sugardale Dollar Dog Night
 • Pregame in the District /Fireworks
 • Block Party/KeyBank Hassle-Free Weekend
- Saturday, July 14 vs. New York-AL**
 • Pregame in the District
 • Fireworks Presented by Pepsi
 • Block Party/KeyBank Hassle-Free Weekend
- Sunday, July 15 vs. New York-AL**
 • KeyBank Kids Fun Day
 • KeyBank Hassle-Free Weekend
- Wednesday, July 25 vs. Pittsburgh**
 • Beach Towel (10,000 fans)
- Friday, August 3 vs. LA Angels**
 • Rock 'n' Blast Presented by FirstEnergy
 • Sugardale Dollar Dog Night
 • Pregame in the District/Block Party
- Saturday, August 4 vs. LA Angels**
 • Rock 'n' Blast Presented by FirstEnergy
 • Pregame in the District /Block Party
- Sunday, August 5 vs. LA Angels**
 • KeyBank Kids Fun Day
 • Baseball Card Set Courtesy of Topps (all fans)
- Wednesday, August 8 vs. Minnesota**
 • Jersey Courtesy of Liberty Ford (12,500 fans)
- Friday, August 17 vs. Baltimore**
 • Sugardale Dollar Dog Night
 • Pregame in the District /Block Party
 • Yard Flag (10,000 fans)/Fireworks
- Saturday, August 18 vs. Baltimore**
 • Jim Thome Hall of Fame Celebration
 • Jim Thome Jersey courtesy of Car Parts Warehouse (20,000 fans)
 • Pregame in the District /Block Party
- Sunday, August 19 vs. Baltimore**
 • KeyBank Kids Fun Day/Slider's Birthday
- Wednesday, August 29 vs. Minnesota**
 • Edwin Encarnacion Bobblehead (12,500 fans)
- Friday, August 31 vs. Tampa Bay**
 • Sugardale Dollar Dog Night/Block Party
 • Pregame in the District /Fireworks
- Saturday, September 1 vs. Tampa Bay**
 • 1948 Jersey Courtesy of Meritech (12,500 fans)
 Pregame in the District/Fireworks/Block Party
- Sunday, September 2 vs. Tampa Bay**
 • KeyBank Kids Fun Day
- Friday, September 14 vs. Detroit**
 • Sugardale Dollar Dog Night
- Saturday, September 22**
 • Sugardale Dollar Dog Night
 • Pregame in the District/Fireworks
 • Fan Appreciation Night

All promotions and events are subject to change.

SERVICING THE MEDIA IN PROGRESSIVE FIELD

Jeroed Scheetz.....	Press Box Supervisor
John Wilgus	Press Box Attendant
Bob Paulson.....	Press Box Attendant
Jim DiFranco.....	Press Box Attendant
Ron Gleske	Media Gate Attendant
Jerrick Maag	Media Gate Attendant
John Foreman.....	Media Gate Attendant
Nick Maze	Media Gate Attendant
Jack Efta	Umpires Room Attendant/Spring Training Information Assistant
Josh Ball, Frank Mancini, Scott Anderson, Manny Patino.....	Home Clubhouse Supervisors
Jake Mehalik, Sam Hindes, Frederick Brown.....	Home Clubhouse Attendants

INDIANS BROADCAST HISTORY

The early days of baseball play-by-play broadcasting in Cleveland were highlighted by change. Broadcasting legend Tom Manning, known for his field announcing at League Park, was heard over radio station WTAM from 1929-31 covering most home games. Ellis Vander Pyl started the 1932 season on WHK, but was quickly replaced by another broadcasting legend, former Tribe player Jack Graney. For the next decade, when Tribe baseball was on the air, Graney was at the mike. His noteworthy partners included Gil Gibbons, Pinky Hunter and Lou Henry. In 1945, no Cleveland baseball broadcasts were heard because of radio network commitments. Permanent radio play-by-play of Indians games was established in 1946 when Bill Veeck purchased the team. Before the sale, no games were broadcast in 1946. Soon after the Veeck purchase, four stations carried the Tribe game of June 28, 1946 (Graney and Bob Neal on WGAR, Earl Harper on WJW, Don Campbell on WHK, and Manning on WTAM).

YEAR	RADIO	TV	YEAR	RADIO	TV
1947	WGAR Jack Graney Van Patrick		1964	WERE Jimmy Dudley Harry Jones	WJW Bob Neal Herb Score
1948	WJW Jack Graney Jimmy Dudley	WEWS Van Patrick	1965-1967	WERE Jimmy Dudley Bob Neal	WJW Harry Jones Herb Score
1949	WJW Jack Graney Jimmy Dudley	WEWS Bob Neal Tris Speaker	1968	WERE Bob Neal Herb Score	WJW Harry Jones Mel Allen
1950	WERE Jack Graney Jimmy Dudley	WXEL Jack Graney Jimmy Dudley	1969-1971	WERE Bob Neal Herb Score	WJW Harry Jones Dave Martin
1951	WERE Jack Graney Jimmy Dudley	WXEL Hal Newell	1972	WERE Bob Neal Herb Score	WJW Harry Jones Rocky Colavito
1952-1953	WERE Jack Graney Jimmy Dudley	WXEL Bob Neal Red Jones	1973-1974	WWWE Herb Score Joe Tait	WJW Harry Jones Mudcat Grant
1954-1955	WERE Jimmy Dudley Ed Edwards	WXEL Ken Coleman Jim Britt	1975-1976	WWWE Herb Score Joe Tait	WJW Rocky Colavito Bob Brown
1956	WERE Jimmy Dudley Tom Manning	WEWS Ken Coleman Jim Britt	1977	WWWE Herb Score Joe Tait	WJW Harry Jones Mudcat Grant
1957	WERE Jimmy Dudley Bob Neal	WEWS Ken Coleman Jim Britt	1978	WWWE Herb Score Joe Tait	WJW Jim Mueller Eddie Doucette
1958-1960	WERE Jimmy Dudley Bob Neal	WEWS Ken Coleman Bill McColgan	1979	WWWE Herb Score Joe Tait	WJW Joe Castiglione Fred McLeod
1961	WERE Jimmy Dudley Bob Neal	WJW Ken Coleman Harry Jones	1980-1981	WWWE Herb Score Nev Chandler	WUAB Joe Tait Bruce Drennan
1962-1963	WERE Jimmy Dudley Harry Jones	WJW Ken Coleman Bob Neal			

YEAR	RADIO	TV
1982	WWWE Herb Score Nev Chandler	WUAB Joe Tait Bruce Drennan
		Ten TV Joe Castiglione Bob Feller
1983	WWWE Herb Score Nev Chandler	WUAB Joe Tait Reggie Rucker
		Sports Ex Bob Feller Jack Corrigan Denny Schreiner
1984	WWWE Herb Score Nev Chandler	WUAB Joe Tait Reggie Rucker
1985-1987	WWWE Herb Score Steve Lamar	WUAB Joe Tait Jack Corrigan
1988	WWWE Herb Score Paul Olden	WUAB Jack Corrigan Steve Lamar
1989	WWWE Herb Score Paul Olden	WUAB Jack Corrigan Mike Hegan
1990	WWWE Herb Score Tom Hamilton	WUAB Jack Corrigan Mike Hegan
		SportsChannel Rick Manning Dan Coughlin
1991-1997	WWWE Herb Score Tom Hamilton	WUAB Jack Corrigan Mike Hegan
		SportsChannel Rick Manning John Sanders

YEAR	RADIO	TV
1998-1999	WTAM Tom Hamilton Dave Nelson Mike Hegan	WUAB Jack Corrigan Mike Hegan
		Fox Sports Ohio Rick Manning John Sanders
2000-2001	WTAM Tom Hamilton Mike Hegan Matt Underwood	WUAB Jack Corrigan Mike Hegan
		Fox Sports Ohio Rick Manning John Sanders
2002-2005	WTAM Tom Hamilton Matt Underwood Mike Hegan	Fox Sports Net Rick Manning John Sanders Mike Hegan
		SportsTime Ohio Rick Manning John Sanders Mike Hegan
2006	WTAM Tom Hamilton Matt Underwood Mike Hegan	WKYC Rick Manning Jim Donovan
		SportsTime Ohio Matt Underwood Rick Manning
2007-2008	WTAM Tom Hamilton Mike Hegan	WKYC Rick Manning Jim Donovan
		STO/WKYC Matt Underwood Rick Manning AI Pawlowski
2009	WTAM Tom Hamilton Mike Hegan	STO/WKYC Matt Underwood Rick Manning AI Pawlowski
		STO/WKYC Matt Underwood Rick Manning
2010-11	WTAM Tom Hamilton Mike Hegan Jim Rosenhaus	STO/WKYC Matt Underwood Rick Manning AI Pawlowski
2012-17	WTAM Tom Hamilton Jim Rosenhaus	STO/WKYC Matt Underwood Rick Manning

2018 INDIANS RADIO NETWORK

Station	City	AM	Frequency	Station	City	AM	Frequency	Station	City	FM	Frequency
WTAM – AM	Cleveland	1100	WMAN – AM	Mansfield	1400	WMMS- FM	Cleveland	100.7			
WAKR – AM	Akron	1590	WMRN – AM	Marion	1490	WBNV – FM	Barnesville	93.5			
WFUN – AM	Ashtabula	970	WMVO – AM	Mount Vernon	1300	WBLL – FM	Bellefontaine	106.9			
WBLL – AM	Bellefontaine	1390	WLEC – AM	Sandusky	1450	WBNO – FM	Bryan	100.9			
WHBC – AM	Canton	1480	WSPD – AM	Toledo	1370	WQEL – FM	Bucyrus	92.7			
WDLR – AM	Delaware	1550	WBTC – AM	Uhrichsville	1540	WXZX--FM	Columbus	105.7			
WJER – AM	Dover	1450	WKBN – AM	Youngstown	570	WDLR – FM	Delaware	92.9			
WEOL – AM	Elyria	930	WRIE – AM	Erie, PA	1260	WJER – FM	Dover	100.9			
WFIN – AM	Findley	1330				WWSR – FM	Lima	93.1			
WFOB – AM	Fostoria	1430				WMAN – FM	Mansfield	98.3			
						WJAW – FM	McConnelsville	100.9			
						WMVO – FM	Mount Vernon	100.9			
						WLKR – FM	Norwalk	95.3			
						WBTC – FM	Uhrichsville	101.9			
						WQKT – FM	Wooster	104.5			

TRIBE BROADCASTERS



TOM HAMILTON, the “Voice of the Indians,” will enter his 29th season of calling Cleveland Indians baseball games on the radio in 2018. In his 28 seasons since 1990, Hamilton has called all 89 postseason games the Indians have played over that span, including three World Series’ (1995, 1997, 2016). His 28-year tenure, along with Rick Manning, is the second-longest in club history next to his former partner, Herb Score (34 years, 1964-97).

Hamilton is joined in the booth by Jim Rosenhaus, providing action and commentary for all 162 regular season games and 15 spring training contests on Newsradio WTAM 1100, 100.7FM WMMS and the Indians Radio Network.

Tom came to the Indians after spending three seasons as a broadcaster for the AAA Columbus Clippers (1987-89), then the top farm club of the New York Yankees. Previously, Tom worked in Milwaukee, Appleton, Watertown and Shell Lake, Wisconsin.

Some of his broadcasting credits include the University of Wisconsin football games, University of Colorado basketball games, the Appleton Foxes Minor League baseball games and work for ABC radio. He is a seven-time recipient of the Ohio Sportscaster of the Year Award (1997, 2000, 2001, 2004, 2006, 2013, 2016). *The Press Club of Cleveland* inducted Tom into their Journalism Hall of Fame in November 2015. Tom also called Big Ten Conference basketball on television for 25 years. In honor of his 20th season with the Indians, Tom was given the Cleveland Association of Broadcasters Hall of Fame Award for 2009.

Hamilton is a native of Waterloo, Wisconsin. He resides in Avon Lake, Ohio with his wife, Wendy. The Hamilton’s have four children: Two boys, Nicholas and Bradley, and two girls, Kelsey and Katie. Nick graduated from Kent State University, where he was a key member of 2012 College World Series qualifying Kent Golden Flashes, played three years of pro ball and is now a scout for the Kansas City Royals. Brad is a senior catcher on the Kent baseball team.



2018 marks the 12th season for **JIM ROSENHAUS** as part of the Cleveland Indians radio broadcast team and his seventh teaming with Tom Hamilton on every game broadcast. During his time with the Tribe, Jim has served as the host of *Indians Warm Up* and *Tribe Talk* on the Indians Radio Network. Jim also provides webcasts (Indians.com) for most spring training games not on the Indians Radio Network. For the last six seasons he has served as the Indians team correspondent for **MLB Network**.

Rosenhaus joined the Indians prior to the 2007 season after spending 11 years as the play-by-play voice of then Indians AAA affiliate, the Buffalo Bisons. Jim started his professional baseball broadcasting career with the Tribe’s long-time Single A affiliate in Kinston, NC. In addition to his baseball broadcasting work, Rosenhaus spent 11 years as the voice of the

University of Buffalo men’s basketball team.

In the baseball offseason, Jim has also worked various televised events for SportsTime Ohio, including college and high school basketball, OHSAA football state playoffs and college and high school volleyball.

On July 24, 2011, Jim was inducted into the Buffalo Baseball Hall of Fame, along with former Indians and Bisons catcher, Tony Pena.

Jim resides in Bay Village, OH with his wife, Carole, and sons, Nathan and Cole.

BROADCASTERS AND WRITERS HONORED BY THE NBHOF

The equivalent of Hall of Fame induction for broadcasters and sportswriters is the Ford C. Frick Award and the J. G. Taylor Spink Award, respectively. Three individuals have been honored for their coverage of the Indians. Tribe play-by-play voice Jimmy Dudley received the Frick award in 1997.

Gordon Cobbledick (1977) and Hal Lebovitz (2000) have been honored with the Spink award.



Former Tribe center fielder **RICK MANNING** returns for his 29th season as color commentator for Indians baseball telecasts on *SportsTime Ohio* and on *WKYC-TV*. Rick's tenure with the club began in 1990 as his 28-year tenure is the second-longest in franchise history (alongside Tom Hamilton).

"Arch", 63, began his professional baseball career with the Cleveland Indians as the #1 selection (2nd overall) in the 1972 June draft out of LaSalle High School in Niagara Falls, NY. The first 8 1/2 years of his 13-year Major League career were spent in Cleveland (1975-1983), where he won a Gold Glove in 1976 for his fielding prowess. Manning was also selected as the BBWAA "Good Guy" award winner for the 1980 season and caught the final out in Len Barker's 1981 perfect game. He later played with the Milwaukee Brewers from 1983-87 before ending his 13-year career with a career batting mark of .257 (1349-5248) in 1555 games.

Rick and his wife, Sue, reside in Scottsdale, AZ. He has two children, Kyle and Jessica, and six grandchildren.



MATT UNDERWOOD begins his 19th season as a broadcaster for the Cleveland Indians. 2017 will mark his 12th year in the TV booth calling play-by-play with partner Rick Manning. Previously he spent seven seasons (2000-06) as a member of the Tribe radio broadcast team and 13 years as host of **Indians Warm Up**, the pregame show heard on the Cleveland Indians Radio Network.

Matt began his career with local ABC affiliate WEWS-TV5, where he spent 17 years and served as the station's sports director from 1997-1999. Underwood has called play-by-play action for the OHSAA football playoffs and 21 State Championship games as well as NCAA football on *SportsTime Ohio*.

The Ashland, OH native graduated from Baldwin-Wallace College in 1990. He is a member of both the Ashland County Sports Hall of Fame and the Baldwin-Wallace Radio Hall of Fame. In 2013, Underwood received the Alumni Merit Award from B-W and the Distinguished Alumni Award from Ashland High School. Matt has helped raise money for numerous charitable organizations including Cleveland Indians Charities, Team Focus, Ashland County Cancer Association and The Sophia Underwood Memorial Scholarship.

He currently resides in Avon Lake with his wife, Shelley, who owns and operates Johnny Mango, a popular restaurant in Ohio City since 1996. They have two children, Max and Devan.



ANDRE KNOTT begins his fourth season as a reporter for all Cleveland Indians telecasts on *SportsTime Ohio*.

Knott has contributed to *SportsTime Ohio's* coverage over the past several years in various capacities, from covering high school football and the Cleveland Browns to hosting *Drennan Live*. Previously he was the **Browns Radio Network** sideline reporter for six years, 2004-10, and has also been seen and heard covering Cleveland sports on WKNR and WEWS and still has a working partnership with Newsradio WTAM 1100. He also records a weekly podcast for *Scene Magazine*.

Knott and his wife, Jennifer, reside in Wadsworth with their children, Isabella and AJ. He is a graduate of Akron St. Vincent-St. Mary High School and Kent State University. He was an All-Ohio running back and 4 time letter winner in baseball at St Vincent-St. Mary.

THE FIRST TELECAST

The first local telecast of an Indians' game took place on May 15, 1948 as Cleveland met the White Sox in an afternoon game at Cleveland Municipal Stadium. The game was telecast on WEWS-TV, Cleveland's only TV station at the time. The announcer was Van Patrick.

ITEMS OF INTEREST

FIRST-YEAR PLAYER DRAFT

Major League Clubs meet once a year for the purpose of drafting high school, college and junior college eligible players. High school players become eligible following completion of their senior year or after withdrawing from and remaining out of school for at least 365 days; college players become eligible following completion of their junior or senior years or if they are at least 21 years old and between school years; and junior college players become eligible following their freshmen or sophomore years.

Selection of a player in the first-year player draft (Monday, June 4, 2018) entitles the Club to the exclusive right of negotiation with that player through July 6 at 5PM ET, the signing deadline, for all draft picks other than college seniors (or other players who have utilized all of their NCAA eligibility) for whom the Club has the exclusive right of negotiation for approximately one year.

If a first or second round draft pick (or a free agent compensation pick between the first and second rounds) does not sign by the July 6 signing deadline, the selecting Club receives the subsequent pick in the following year's draft.

Clubs choose players in reverse order of Major League standings, and the draft concludes after 40 selection rounds, in addition to up to two compensation rounds—one following the first round and one following the second round. Approximate date of draft meetings: Summer (early June).

ROOKIE QUALIFICATIONS

A player shall be considered a rookie unless, during a previous season or seasons, he had a) exceeded 130 at-bats or 50 innings pitched in the Major Leagues; or 2) accumulated more than 45 days on the active roster of a Major League club or clubs during the period of a 25-player limit (excluding time in the military service and time on the disabled list).

SAVE RULE

Rule 10.19 – The official scorer shall credit a pitcher with a save when such pitcher meets all four of the following conditions 1) he is the finishing pitcher in a game won by his club; and 2) he is not the winning pitcher; and 3) he is credited with at least 1/3 of an inning pitched; and 4) he satisfies one of the following conditions: a) enters the game with a lead of no more than three runs and b) pitches for at least one inning, c) enters the game, regardless of the count, with the potential tying run either on base, or at bat, or on deck (that is, the potential tying run is either already on base or is one of the first two batsmen he faces); or d) pitches for at least three innings.

MAJOR LEAGUE SERVICE

- Is credited for each day a player appears on an active roster or Major League disabled or suspended list.
- In the case of a player called up from the Minor Leagues, is credited beginning with the date he physically reports.
- In the case of a Major League player who is traded and reports in the normal course, service is not interrupted.
- In the case of a Major League player sent down to the Minor Leagues, is credited through the date of the assignment.
- In the case of a player who is unconditionally released, is credited through the date waivers are requested.
- In the case of the player designated for release or assignment (MLR 2), is credited after the designation, through the date of the actual assignment or the request for unconditional release waivers.
- For a player who appears on his club's opening day roster, is credited as of the earliest scheduled opener, without regard to the actual opening date of his own club.
- Is credited at the rate of 172 days per "year," though the season is actually 183 days long
- Is not credited during any period or periods of optional assignment totaling 20 days or more during a single season.

MAJOR LEAGUE ROSTER LIMITS

The Major League Active Roster is limited to 25 players from opening day through August 31 except in the case of a doubleheader. Beginning in 2012, roster limits were expanded to 26 for any doubleheader except for a rescheduled doubleheader when it occurs on the day after the canceled game or a doubleheader in which one game is the continuation of a suspended game. The active roster limit is 40 players from September 1 through the end of season.

BATTING-PITCHING QUALIFICATIONS

To qualify for the American League batting championship, a player must have 502 or more plate appearances. (3.1 for each of the 162 scheduled games.) Pitchers must work 162 or more innings to qualify for the earned run average title.

DEFINITION OF A NIGHT GAME

Any game scheduled to start after 5:01PM will be considered a night game. Two-night doubleheaders shall be included in doubleheader statistics and shall be considered two night games for single-admission doubleheaders starting after 4:00PM. When afternoon and night games are played on the same date with separate admissions, the games shall be day and night and count as single games.

CONSECUTIVE GAME HITTING STREAKS

A consecutive-game hitting streak shall not be terminated if all the player's plate appearances (one or more) result in a base on balls, hit batsman, defensive interference or a sacrifice bunt. The streak shall terminate if the player has a sacrifice fly and no hit.

HOW TO FIGURE

BATTING AVERAGE

Divide the total number of hits collected by a player by the total number of at bats (i.e. Player A is 12-for-40 or .300).

SLUGGING PERCENTAGE

Divide the number of total bases by the total number of at-bats (i.e. Player A's 12 hits include six singles (6), one double (2), two triples (6) and three home runs (12) for 26 total bases in 40 at bats and a .650 slugging percentage).

EARNED RUN AVERAGE

The total number of earned runs allowed by a pitcher is divided by the total number of innings pitched and then multiplied by nine for his per game average (i.e. Pitcher B has allowed 12 earned runs in 45 innings of work for a 2.40 ERA).

FIELDING AVERAGE

The sum of putouts and assists is divided by the sum of putouts, assists and errors (i.e. Player C has made 16 putouts and 24 assists and two errors. That's 40 putouts and assists divided by 42 chances for a fielding average of .952).

WON-LOST PERCENTAGE

Divide the number of victories by the total number of games played (i.e. 22 wins and 18 losses produce a winning percentage of .550).

ON-BASE PERCENTAGE

The sum of hits plus total bases on balls plus hit-by-pitches is divided by the sum of at bats plus total bases on balls, hit-by-pitches and sacrifice flies (Does not include being awarded first base on interference or obstruction).

MAGIC NUMBER

Determine the number of games yet to be played, add one, then subtract the number of games ahead in the loss column of the standings from the closest opponent.

OPS

OPS equals On-Base Percentage plus Slugging Percentage. OPS is a simple way to get an overall summary of a batter's production. It combines the two most important factors in offense - reaching base (OBP) and advancing runners (SLG), and as a result it tracks with very closely with runs scored, better than using just OBP or SLG by itself.

OTHER ALL-TIME TEAMS

Several all-time Indians teams have been chosen over the years. In 1951, an all-time team was chosen in conjunction with the 50th anniversary of the American League. The players chosen for that team were: Hal Trosky (1B), Nap Lajoie (2B), Joe Sewell (SS), Ken Keltner (3B), Tris Speaker (OF), Earl Averill (OF), Joe Jackson (OF), Steve O'Neill (C), Cy Young (P), and Mel Harder (P). These players also comprised the first 10 inductees to the Cleveland Indians Hall of Fame.

MEDIA GAME DAY INFORMATION

MEDIA RELATIONS DEPARTMENT

Tel: 216/420-4380, Fax: 216/420-4430

ADMISSION TO PROGRESSIVE FIELD

Media must enter the park through the Media Gate, located at the Terrace Club entrance (green awning/Left Field Gate) on Eagle Avenue, on the north side of the ballpark facing the arena.

CLUBHOUSES

The Indians' clubhouse and the visitors' clubhouse are located on the Service Level of the ballpark.

Pre-game: When the Indians hit outside prior to home games, the clubhouse will be open for fifty (50) minutes prior to position player stretch. For home games prior to which the Indians do not take batting practice outside, the clubhouse will close two and one half hours prior to first pitch for night games for fifty minutes (subject to change).

Post-game: Clubhouses will be open to working media with clubhouse credentials no later than ten minutes after the final out has been made.

Doubleheaders: In between games of a traditional DH the clubhouse will be closed to the media. However, the manager and select personnel will be available in the multipurpose room between games. Clubhouse is open for 45 minutes between games of a "day/night" doubleheader.

CREDENTIALS

Credentials for access to Progressive Field will be issued to legitimate news-gathering agencies only. The Indians manage all credential requests through MLB's Club Credentialing System at credentials.mlb.com. Media outlets that do not currently have a profile in this system may contact the Indians Communications Department at 216-420-4380 for assistance. Requests must be made at least 24 hours in advance of the game date. Credentials must be picked up at the Terrace Club Media Gate (print, radio, on-air talent) or Employee Gate D (TV Crew). No credentials will be mailed.

GAME NOTES

Game notes and statistics are available in the Press Box at least two hours prior to game time.

FIELD

Properly credentialed media will be permitted on the field until one hour prior to game time. Media should enter the field through the gates located at the outfield side of the first and third base dugouts. Media must stay on the track surrounding the batting cage during batting practice. Photographers with field photo credentials will be permitted in the first and third base photo boxes during the game.

INFORMATION GUIDES

Indians record and info guides and media guides of other clubs (while supplies last) are available upon request in the press box.

PRESS BOX

Located in the center of the Press Suite Level. Take the Ontario Street Elevator to Level 4 (the Press Level). Enter through glass double doors and the Press Box entrance is the single door to the right.

PRESS DINING

Located in the center of the Press Suite Level behind the Main Press Box.

Pre-game: The media dining room will be open two hours prior to the game until one hour after scheduled game time serving a full meal. Any credentialed media will have access to the Press Club at a cost of \$11.00 per person. Call the Media Relations Department for more information.

During game: Beverages, along with some cold snacks, will be served at no cost throughout the game.

TELEPHONES

There are complimentary courtesy phones throughout the main press box that have access to 216, 440 and 330 local calls, in addition to toll free numbers.

If you need access to long distance, have specific broadcast needs or need the ability to receive incoming calls, you can order a telephone through AT&T. Please contact AT&T Business Office at (800) 480-8088. Please allow at least five days for them to have your line installed.

PRE-GAME WORKOUT/GATE SCHEDULE AT PROGRESSIVE FIELD

	12:10	1:10	4:10	6:10	7:10	8:10
Pitchers Stretch	9:00	10:00	1:00	2:50	4:00	5:00
Pos Player Stretch	9:15	10:00	1:00	3:00	4:10	5:10
Manager Avail	11:00	10:00	1:00	3:00	4:10	5:10
Starters Hit	9:30	10:20	1:20	3:20	4:30	5:30
Extra Men Hit	10:00	11:00	2:00	4:00	5:00	6:00
Visitors Stretch	10:10	11:10	2:10	4:10	5:10	6:10
Visitors Hit	10:30	11:30	2:30	4:30	5:30	6:30

GATE TIMES: Sunday thru Friday: Gates open 1 hour prior to the game with the exception of the RF District (2 hours)

Saturday: Gates open 2 hours prior to the start of the game.

Exceptions: Opening Day (2 hours) and 12:00pm Weekday games (1 hour).

CLEVELAND INDIANS CHARITIES

Established in 1989, CLEVELAND INDIANS CHARITIES (CIC) is the self-sustaining charitable arm of the Cleveland Indians that utilizes baseball to strengthen youth through service initiatives that focus on education, health and fitness. Since its inception, CIC has donated more than \$12 million to youth-oriented agencies and organizations throughout Northeast Ohio. CIC has established and enhanced its relationships with several of these organizations, with the focus on the following beneficiaries and grant programs for 2018:



• **Cleveland Metropolitan School District:** to provide funding for high school baseball and softball programs.

• **Boys & Girls Clubs of Cleveland:** To provide educational outreach programs that encourage healthy lifestyles, improve reading skills, and build character

• **Cleveland Baseball Federation:** To grow youth participation in baseball and softball by providing opportunities to play for over 3,000 youth each year and administering the Reviving Baseball in Inner Cities (RBI) and Rookie League, free of charge.

Diamond Improvement Grant: to assist in league funding, programming and renovation of playing fields.

The relationships CIC maintains with these youth-service agencies provide the opportunity to jointly create, design and execute programs and activities. The result is programming which helps young people develop necessary life skills, learn responsibility and cooperation and develop courage and confidence to face today's hurdles. CIC impacts over 20,000 children throughout Northeast Ohio on an annual basis.

A significant portion of the total amount raised for these programs is through the generosity of Cleveland Indians players, coaches, front office and corporate partners.

The Cleveland Indians organization and its players have a unique opportunity to make a positive impact on the youth of Northeast Ohio. It is an opportunity and responsibility we embrace.

How To Get Involved With CIC

Indians fans can help generate funds for CIC by participating in various fundraising initiatives spearheaded by CIC each season. In 2018, CIC will host the following events and programs:

CIC 50/50 Raffle

Stop by one of four kiosks located inside Progressive Field during any home game to purchase a 50/50 raffle ticket. Half the pot goes to one lucky winner, and the other half goes to Cleveland Indians Charities.

Friday, April 20, 2018 –

CIC High School Hardball Classic

Progressive Field will be the site of the 13th Annual CIC High School Hardball Classic. Six (6) area high schools will compete during the event. Fans interested in attending the Hardball Classic can purchase a \$5 ticket at any participating high school prior to the event or a \$7 ticket at Progressive Field the day of the event. Visit www.indians.com/community for a complete list of participating schools.

Thursday, June 21, 2018 –

CIC Celebrity Golf Classic

The Indians Celebrity Golf Classic will once again be held at Quail Hollow Country Club. Spend the day golfing with Indians players, coaches, alumni and broadcasters. The day includes great gifts, prizes, breakfast, lunch, cocktail dinner party, live and silent auction and more. Individual registration, teams of five golfers and sponsorships are available.

Progressive Field Tours (May 1 – Sept. 1)

- Experience a behind-the-scenes tour of Progressive Field including some of the newly renovated areas of the ballpark. Beginning May 1, 2015 visit locations including Home Dugout, Warning Track, Batting Cages, and Press Box. Tickets are \$8.00 for adults and \$6.00 for youths 14 and under and senior citizens 60 and over. Special School and Group Rates are available. Visit www.indians.com/community for complete schedule and pricing. Book your school or group tour today!

Round Up for Charity – Year Round

Round Up for Charity, available at the Progressive Field Team Shop and merchandise stands throughout Progressive Field, allows fans to "Round Up" their purchase total to the next dollar amount, with the difference donated to CIC. Round Up your next transaction at Progressive Field to assist CIC in providing baseball and softball opportunities for the youth of Northeast Ohio.

Please visit indians.com/community, or call 216.420.HITS for more information on any of the above programs.

**A TRUE INDIANS LEGEND JOINS THE
HALL OF FAME
CONGRATS, JIMMY!!**



The National Baseball Hall of Fame and Museum announced the 2018 results of the annual Baseball Writers' Association of America Hall of Fame election on January 24. Retired Indians slugger **JIM THOME** appeared on 89.8% of the ballots cast in his first year of ballot eligibility to earn induction into the Hall of Fame as a member of the Class of 2018 in July.

Thome, 47, batted .276 (2328-8422) with 451 doubles, 612 home runs and 1699 RBI over an illustrious 22-year career from 1991-2012, spending 13 seasons with the Indians from 1991-2002 and again in 2011. The five-time All-Star was selected by the Indians in the 13th round of the 1989 Amateur Draft (333rd overall) and debuted with the Indians in September of 1991.

Thome went on to capture the hearts of Indians fans as a member of 6 A.L. Central Division champion clubs, appearing in 55 Postseason games, 1995-2001. He finished his career as the franchise's all-time leader in career HR (337) and walks (1008) and ranks 2nd in club history in career RBI (937) and third in on-base pct. (.414) and OPS (.980). He also owns two of the top three single-season home run marks in the 117-year history of the club (club-record 52 in 2002; 49 in 2001) and also owns the top five single-season base on ball totals in Indians history.

The Peoria, Illinois native retired following the 2012 season and currently ranks 8th in the history of Major League Baseball in career home runs (612) and 7th in walks (1747). His 47 home runs with Philadelphia in 2003 led the N.L. as he ranked in the top 5 in HR in his respective league over eight different seasons. His 13 "walk-off" home runs are the most in MLB history and he ranks tied for seventh in MLB history with 17 career Postseason home runs. His 13.76 home runs per at bat ranks fourth in MLB history behind Mark McGwire, Babe Ruth and Barry Bonds (%).

He is the 33rd Hall of Famer to play at least one career game with Indians and only the second player drafted and signed by the club to earn induction (Dennis Eckersley, 1972 draft) and just the second first-ballot HOF'er, joining Bob Feller.

YEAR	CLUB	AVG	G	AB	R	H	2B	3B	HR	RBI	BB	SO	OBP
1991	CLEVELAND	.255	27	98	7	25	4	2	1	9	5	16	.298
1992	CLEVELAND	.205	40	117	8	24	3	1	2	12	10	34	.275
1993	CLEVELAND	.266	47	154	28	41	11	0	7	22	29	36	.385
1994	CLEVELAND	.268	98	321	58	86	20	1	20	52	46	84	.359
1995	CLEVELAND	.314	137	452	92	142	29	3	25	73	97	113	.438
1996	CLEVELAND	.311	151	505	122	157	28	5	38	116	123	141	.450
1997	+CLEVELAND	.286	147	496	104	142	25	0	40	102	*120	146	.423
1998	+CLEVELAND	.293	123	440	89	129	34	2	30	85	89	141	.413
1999	+CLEVELAND	.277	146	494	101	137	27	2	33	108	*127	171	.426
2000	CLEVELAND	.269	158	557	106	150	33	1	37	106	118	171	.398
2001	CLEVELAND	.291	156	526	101	153	26	1	49	124	111	185	.416
2002	CLEVELAND	.304	147	480	101	146	19	2	52	118	*122	139	.445
2003	Philadelphia	.266	159	578	111	154	30	3	*47	131	111	182	.385
2004	+Philadelphia	.274	143	508	97	139	28	1	42	105	104	144	.396
2005	Philadelphia	.207	59	193	26	40	7	0	7	30	45	59	.360
2006	+Chicago-AL	.288	143	490	108	141	26	0	42	109	107	147	.416
2007	Chicago-AL	.275	130	432	79	119	19	0	35	96	95	134	.410
2008	Chicago-AL	.245	149	503	93	123	28	0	34	90	91	147	.362
2009	Chicago-AL	.249	107	345	55	86	15	0	23	74	69	116	.372
	Los Angeles-NL	.235	17	17	0	4	0	0	0	3	0	7	.235
2010	Minnesota	.283	108	276	48	78	16	2	25	59	60	82	.412
2011	Minnesota Twins	.243	71	206	21	50	12	0	12	40	35	69	.476
	CLEVELAND	.296	22	71	11	21	4	0	3	10	11	23	.390
2012	Philadelphia	.242	30	62	9	15	2	0	5	15	8	21	.338
	Baltimore	.257	28	101	8	26	5	0	3	10	14	40	.348
Major League Totals		.276	2543	8422	1583	2328	451	26	612	1699	1747	2548	.402

* Led League + All-Star



NATIONAL BASEBALL
THOME
25
20 18

HALL OF FAME
COOPERSTOWN, NY

FIRST BALLOT INDUCTEE



Indians®

2018 SEASON SCHEDULE

MARCH/APRIL

SUN	MON	TUE	WED	THU	FRI	SAT
				29 ● 10:10	30	31 ● 4:10
				SEA		SEA
1 ● 4:10	2 ● 10:07	3 ● 10:07	4 ● 4:07	5	6 ● 4:10	7 ● 4:10
SEA	LAA	LAA	LAA		KC	KC
8 ● 1:10	9 ● 6:10	10 ● 6:10	11 ● 6:10	12 ● 6:10	13 ● 7:10	14 ● 4:10
KC	DET	DET	DET	DET	TOR	TOR
15 ● 1:10	16	17 ● 7:10	18 ● 7:10	19	20 ● 7:05	21 ● 4:05
TOR		MIN	MIN		BAL	BAL
22 ● 1:05	23 ● 7:05	24 ● 6:10	25 ● 7:10	26 ● 6:10	27 ● 7:10	28 ● 4:10
BAL	BAL	TEX	CHC	CHC	SEA	SEA

JULY

SUN	MON	TUE	WED	THU	FRI	SAT
1 ● 4:05	2 ● 8:15	3 ● 8:15	4 ● 8:15	5	6 ● 7:10	7 ● 4:10
DAK	KC	KC	KC		OAK	OAK
8 ● 1:10	9 ● 7:10	10 ● 7:10	11 ● 7:10	12 ● 7:10	13 ● 7:10	14 ● 7:15
DAK	CIN	CIN	CIN	NY Yankees	NY Yankees	NY Yankees
15 ● 1:10	16	17	18	19	20 ● 8:05	21 ● 8:05
NY Yankees	ALL-STAR BREAK IN WASHINGTON, D.C.				TEX	TEX
22 ● 3:05	23 ● 7:10	24 ● 7:10	25 ● 1:10	26	27 ● 7:10	28 ● 6:10
TEX	PIT	PIT	PIT		DET	DET
29 ● 1:10	30 ● 8:10	31 ● 8:10				
DET	MIN	MIN				

MAY

SUN	MON	TUE	WED	THU	FRI	SAT
		1 ● 6:10	2 ● 1:10	3	4 ● 7:05	5 ● 1:05
		TEX	TEX		NY Yankees	NY Yankees
6 ● 1:05	7	8 ● 7:40	9 ● 1:10	10	11 ● 7:10	12 ● 4:10
NY Yankees		MIL	MIL		KC	KC
13 ● 1:10	14 ● 7:10	15 ● 7:10	16 ● 1:10	17	18 ● 8:10	19 ● 4:10
KC	DET	DET	DET		HOU	HOU
20 ● 8:05	21	22 ● 7:05	23 ● 8:05	24 ● 6:10	25 ● 7:10	26 ● 7:15
HOU		CHC	CHC	HOU	HOU	HOU
27 ● 1:10	28 ● 4:10	29 ● 6:10	30 ● 1:10	31 ● 8:10		
HOU	CWS	CWS	CWS	MIN		

AUGUST

SUN	MON	TUE	WED	THU	FRI	SAT
			1 ● 1:10	2	3 ● 7:10	4 ● 7:10
			MIN		LAA	LAA
5 ● 1:10	6 ● 7:10	7 ● 7:10	8 ● 7:10	9 ● 1:10	10 ● 8:10	11 ● 7:10
LAA	MIN	MIN	MIN	MIN	CWS	CWS
12 ● 2:10	13 ● 7:10	14 ● 7:10	15 ● 7:10	16	17 ● 7:10	18 ● 4:05
CWS	CIN	CIN	CIN		BAL	BAL
19 ● 1:10	20 ● 7:10	21 ● 7:10	22 ● 7:10	23 ● 1:05	24 ● 8:15	25 ● 7:15
BAL	BOS	BOS	BOS	BOS	KC	KC
26 ● 2:15	27	28 ● 7:10	29 ● 7:10	30 ● 1:10	31 ● 7:10	
KC		MIN	MIN	MIN	TB	

JUNE

SUN	MON	TUE	WED	THU	FRI	SAT
					1 ● 8:10	2 ● 4:10
					MIN	MIN
3 ● 2:10	4	5 ● 7:10	6 ● 1:10	7	8 ● 7:10	9 ● 4:10
MIN		MIL	MIL		DET	DET
10 ● 1:10	11 ● 8:10	12 ● 8:10	13 ● 8:10	14 ● 2:10	15 ● 7:10	16 ● 4:10
DET	CWS	CWS	CWS	CWS	MIN	MIN
17 ● 1:10	18 ● 7:10	19 ● 7:10	20 ● 1:10	21	22 ● 7:10	23 ● 6:10
MIN	CWS	CWS	CWS		DET	DET
24 ● 1:10	25 ● 8:15	26 ● 8:15	27 ● 8:15	28	29 ● 10:05	30 ● 4:05
DET	STL	STL	STL		OAK	OAK

SEPTEMBER/OCTOBER

SUN	MON	TUE	WED	THU	FRI	SAT
						1 ● 7:10
						TB
2 ● 4:10	3 ● 4:10	4 ● 7:10	5 ● 1:10	6 ● 7:07	7 ● 7:07	8 ● 4:07
TB	TB	KC	KC	KC	TOR	TOR
9 ● 1:07	10 ● 7:10	11 ● 7:10	12 ● 1:10	13	14 ● 7:10	15 ● 1:05
TOR	TB	TB	TB		DET	DET
16 ● 1:10	17	18 ● 7:10	19 ● 7:10	20 ● 7:10	21 ● 7:10	22 ● 7:10
DET		CWS	CWS	CWS	BOS	BOS
23 ● 1:10	24 ● 8:10	25 ● 8:10	26 ● 8:10	27 ● 8:15	28 ● 8:15	29 ● 7:15
BOS	CWS	CWS	CWS	KC	KC	KC

■ HOME ■ AWAY



All game dates and times are subject to change. Schedule tentative of Feb. 2018. // *Games in San Juan, PR.



PROGRESSIVE

PROUD SPONSOR OF

Indians