



2018 DETROIT TIGERS MEDIA GUIDE

3

47



Alan Trammell

Jack Morris

JACK MORRIS & ALAN TRAMMELL

NATIONAL BASEBALL HALL OF FAME CLASS OF 2018



\$5

Hot-N-Ready
**LARGE
CLASSIC**
PEPPERONI



Little Caesars®

**DETROIT
CLASSICS** 



\$8

Hot-N-Ready 4-8PM
**DEEP!DEEP!
DISH** LARGE PEPPERONI



TABLE OF CONTENTS

Morris, Trammell Elected to Hall of Fame.....	4
OWNERSHIP & BASEBALL OPERATIONS	
Staff, Front Office Directory.....	8
Ownership & Baseball Operations Biographies.....	10
BUSINESS OPERATIONS	
Business Operations Biographies.....	24
TIGERS IN THE COMMUNITY	
Tigers in the Community.....	36
TIGERS MANAGER AND COACHING STAFF	
Manager, Coaches, and Staff Biographies.....	40
TIGERS PLAYERS	
Player Biographies.....	58
Tigers 2018 40-Man Roster.....	192
Tigers 2018 Non-Roster Invites.....	194
How the 2018 Tigers Were Built.....	195
2017 TIGERS SEASON REVIEW	
Statistics, 2017 Tigers.....	198
Highs and Lows, 2017.....	199
Day-by-Day Results, 2017 Tigers.....	200
Fielding, 2017 Tigers.....	203
Tigers Club Statistics.....	204
Transactions, 2017 Tigers.....	206
Instant Replay Reviews, 2017.....	208
TIGERS OPPONENTS	
American League Opponents.....	212
National League Opponents.....	219
Series Sweeps	
By Detroit.....	222
By Opponents.....	222
TIGERS HISTORY AND RECORDS	
Year-by-Year Tigers Results.....	224
Home and Road Records, Tigers All-Time.....	225
National League, Detroit Club	
Year-by-Year Results.....	225
All-Time Roster.....	342
Won-Lost Records, by Game Number.....	226
Batting	
Year-by-Year Statistics.....	227
Yearly Club Leaders.....	230
100-or-More Runs Scored, Tigers with.....	237
200-or-More Hits, 40-or-More Doubles, 20-or More Home Runs, Tigers with.....	238
100-or-More RBI, Tigers with.....	239
Pitching	
Year-by-Year Statistics.....	228
Yearly Club Leaders.....	233
20-or-More Wins, Tigers with.....	239
20-or-More Saves, 200-or-More Strikeouts, Tigers with.....	240
Baserunning, Tigers with 20-or-More Stolen Bases.....	239
League Leaders, Tigers.....	240
Attendance History.....	241
Comerica Park Crowds.....	242
Managers, All-Time.....	243
Coaches, All-Time.....	243
Rosters, All-Time.....	244
Trades, All-Time Tigers.....	249
Opening Day Lineups.....	255
Mike Ilitch (1929-2017).....	258
Tigers Retired Numbers.....	259
Last Time It Happened in a Game.....	261
Batting	
Individual Records.....	267
Team Records.....	270
Career Top 10s.....	285
Single-Season Top 10s.....	287
Single-Season Rookie Tops 10s.....	289
Baserunning	
Individual Records.....	271
Team Records.....	272
Pitching	
Individual Records.....	272
Team Records.....	274
Career Top 10s.....	286
Single-Season Top 10s.....	288
Single-Season Rookie Tops 10s.....	290
Fielding	
Individual Records.....	275
Team Records.....	275
Errorless Streaks.....	291

TABLE OF CONTENTS



Club Miscellaneous Records.....	276
Comerica Park Records	277
Tigers Single-Game Batting Feats	281
Low-Hit Games by Tigers	282
Low-Hit Games versus Tigers	283
Tigers Grand Slams, Lead-Off Home Runs and Walk-Off Home Runs	284
Games Played, Career Top 10s	291
ALL-STAR GAME HISTORY	
All-Star Games in Detroit.....	294
All-Star Game Selections.....	296
TIGERS POSTSEASON HISTORY	
Series Summaries	298
Batting	
Individual Records	321
Team Records	325
Pitching	
Individual Records	323
Team Records	327
Baserunning	
Individual Records	323
Team Records	327
Club Fielding Records	328
Club Miscellaneous Records.....	329
Attendance History	329
Postseason Home Runs	330
TIGERS IN THE HALL OF FAME	
Hall of Fame Tigers Biographies	334
TIGERS AWARD WINNERS	
Award Winners.....	342
MEDIA INFORMATION	
Media Guidelines	346
Media Guidelines in Spanish	347
Tigers Communications Contact Information	348
Radio and Television	349
Broadcasters.....	350
Media Relations Staff, Tigers.....	354
TIGERS PLAYER DEVELOPMENT AND SCOUTING	
Minor Leagues	
Affiliate Directory	356
Review of 2017	358
Player Development Awards	359
Minor League Administration, Coordinators, Managers and Coaches	361
Trainers.....	387
Players	394
Scouting Directory.....	390
First-Year Player Draft, 2017	393
SPRING TRAINING INFORMATION	
Spring Training Information	434
2018 Tigers Spring Training Schedule	436
Attendance Records	437
Spring Statistics, 2017	439
State of the Art TigerTown.....	440
COMERICA PARK INFORMATION	
Comerica Park Information	442
Moments in Comerica Park History.....	445
Ticket and Security Information	446

2018 INFORMATION BOXES

20-20 Club, Tigers	298	Home Runs, Back-to-Back-to-Back.....	221	Roberto Clemente Award	344
40-Year-Old Tigers to Hit a Home Run	317	Home Runs, First Two Playoff Games	299	Rookie Winning Ways	316
All-Time Team, Tigers	60	Home Winning Streaks.....	307	Rookies Piling up the Hits	310
Anderson's Legacy	337	How They Became the "Tigers"	166	Stars Among Stars	382
Back-to-Back Home Runs in Playoffs.....	308	Inside-the-Park Home Runs	102	Stearnes' Star Shines at Hall of Fame.....	338
BBWAA, Detroit Chapter	353	Instant Replay	209	Strikeouts, Tops by Tigers in ML Debut.....	320
Closing Time	266	Interleague Records	203	Thanks a Million, Tigers Fans	135
Comerica Park Firsts	219	Kaline Wins Batting Title at Age 20	336	Three Million Mark, Tigers Reach in 2013.....	131
Consecutive Games Played	66	Largest Series Crowds at Comerica Park	138	Tigers Games, 18 Innings-or-more.....	205
Consecutive One-Run Wins.....	49	Lead-off Home Run in Postseason	129	Tiger Stadium Final Facts	73
Consecutive Saves Converted by Tigers	127	Longest Streaks without a Loss	98	Tigers Catchers Stopping Running Game	44
Detroit Sports Media	348	Michigan Sports Hall of Fame, Tigers in.....	377	Tigers Quadruple-Doubles	125
Detroit Tigers Olde English 'D'	170	Multi-Home Runs During the Postseason	63	Tigers to Play All Nine Positions in One Game	178
Dwight Lowry Man of the Year Award	359	Opening Day Blankings	165	Tigers Triple Crown	331
General Managers, Detroit Tigers 202	202	Opening Day Trifecta.....	54	Trammell, Whitaker Set AL Record	177
Grand Slams, First Home Run	183	Pre-Game Workout Schedule	391	Two Million Tigers Fans.....	385
Grand Slams, Tigers Monthly Record	59	Position Players to Pitch, Tigers	56	Walking Away a Winner, Playoffs	393
Hall of Fame Game, Tigers in	339	Presidents, Detroit Tigers Club	156	Walking-Off with Three Wins.....	100
Harwell Enshrined in Cooperstown.....	335	Qualifications, League Statistical Titles	121	Winning Streaks by Tigers Rookies.....	190
Hitting Streaks by Tigers Rookies.....	241	Qualifications, Rookie	300		
Home Runs, Tigers Monthly Leaders	360	RBI in First Season with Tigers	302		



COOPERSTOWN TO BECOME TIGERTOWN THIS JULY

On December 10, 2017, Tigers legends Jack Morris and Alan Trammell received every baseball players' dream call – congratulating them for being elected to the National Baseball Hall of Fame.

Morris and Trammell were the first two members of what would eventually become the Hall of Fame's six-person Class of 2018, additionally comprised of Chipper Jones, Vladimir Guerrero, Jim Thome and Trevor Hoffman. The two Tigers greats bring the total of former Motor City players in Cooperstown to 26, including 12 who spent the majority of their careers wearing the Olde English 'D'. Most recently, former Tiger catcher Ivan Rodriguez was enshrined in the Class of 2017.

Morris pitched 18 seasons for the Tigers, Twins, Blue Jays and Indians, winning 254 career games and earning five All-Star Game selections. He made 14 Opening Day starts and pitched for four World Series-winning teams, capturing the 1991 World Series MVP following 10 shutout innings in Game 7 for the Twins.

Morris topped the 200-inning mark in 11 seasons and notched 175 complete games, the most of any pitcher whose career started after 1976.

While with the Tigers, Morris posted a record of 198-150 over 430 games, with a 3.73 ERA (3042.2IP/1262ER), 1,980





strikeouts, 154 complete games and 23 shutouts. He ranks second on the Tigers all-time leaderboard in games started (408), third in strikeouts, fourth in innings pitched, fifth in wins, sixth in WAR for pitchers (37.9) and eighth in complete games and shutouts.

"I've got to believe, in a crazy sort of way, that this is the sweetest way to go in," Morris said. "To go in with a guy who meant so much to me and, in my opinion, was overlooked."

Trammell spent his entire 20-year big league playing career with the Tigers, earning six All-Star Game selections, four Gold Glove Awards at shortstop and three Silver Slugger Awards. Trammell was named the 1984 World Series Most Valuable Player after leading Detroit to the championship with a .450 batting average over five games. He totaled 2,365 hits, 412 doubles and a .285 career batting average, and hit .300-or-better in seven seasons. Trammell continues to work for the Tigers, currently as Special Assistant to the General Manager.

The greatest shortstop in Detroit Tigers history, Trammell is among the leaders in many of the franchises' offensive and defensive rankings. He places first in defensive WAR (22.0), fifth in plate appearances (9,376), at-bats (8,288) and stolen bases (236), sixth in runs scored (1,231) and doubles and seventh in hits and total bases (3,442).

"Overwhelmed," Trammell said of learning about his election. "My mind is a whirlwind. I thought that Jack was well-

deserving and in my opinion should've been in a few years ago. But nevertheless, it's an honor to go in with Jack and whoever is inducted from the writers' ballot. It's going to be a great class. I'm honored to be a part of it."

The duo was selected by the Modern Baseball Era Committee from a ballot of ten, whose greatest contributions to the game were recognized from 1970-1987. The Modern Baseball Era Committee, formerly known as the Veterans Committee, meets twice every five years, and includes members of the National Baseball Hall of Fame, executives, and veteran media members. Candidates that are discussed for election must be named on at least 75% of the ballots casted by voters.

To honor the contributions of Morris and Trammell to baseball in Detroit, the Tigers announced that the organization will retire #47 and #3 in August of 2018. The two legends will join Charlie Gehringer (2), Hank Greenberg (5), Al Kaline (6), Sparky Anderson (11), Hal Newhouser (16) and Willie Horton (23), in addition to Jackie Robinson (42), as players with their numbers retired at Comerica Park.





Comerica Park | 2100 Woodward Ave. | Detroit, MI 48201

Detroit Tigers Mission Statement

One of the most storied franchises in professional sports, each year it is the goal of the Detroit Tigers to field a championship team and play an exciting brand of Major League Baseball. Equally important, the Tigers place an emphasis on good value, while providing an entertaining, safe and most enjoyable experience. We want families to continue making Comerica Park their place to come and have fun, and take home life-long memories. Off the field, the Tigers take pride in maintaining a civic leadership role and have a long-standing commitment to making a social impact within our communities.

Minor League Affiliates

Toledo Mud Hens (AAA)
Erie SeaWolves (AA)
Lakeland Flying Tigers (A)
West Michigan Whitecaps (A)

Connecticut Tigers (A)
Gulf Coast League Tigers West (Rookie)
Gulf Coast League Tigers East (Rookie)
Dominican Summer League Tigers 1 & 2 (Rookie)



The 2018 Detroit Tigers Media Guide is a production of the Detroit Tigers Media Relations Department
Vice President, Communications: Ron Colangelo

Editing/Design: Chad Crunk/Bryan Loo-Almonte/Ben Fidelman/Michele Wysocki

Cover/Dividers Design: Courtney Rose Foyt

Special Thanks: Cheryl Evans, Rafael Gonzalez, Alex Lovachis, Kendall Maxwell, Sam Menzin, Eric Nieto, Tom Moore, Mike Sklarski
Photo Credits: Mark Cunningham, Calvin Doctor, Paul Bereswill, Gene Boyars, Steve Kovich, Bill Sanders, Detroit News,
National Baseball Hall of Fame, Alex Trautwig/MLB Photos, Getty Images

Statistical Information: Elias Sports Bureau, STATS LLC, MLBAM, Baseball-Reference.com and David Vincent

Printing: Johnston Lithograph, Inc., 11334 Hunt Street, Romulus, MI 48174

All information contained in this guide is correct as of February 15, 2018

OWNERSHIP & BASEBALL OPERATIONS





TIGERS ORGANIZATIONAL DIRECTORY

DETROIT TIGERS, INC.

Comerica Park
2100 Woodward Ave.
Detroit, MI 48201

Phone: (313) 471-2000 / Fax: (313) 471-2138

tigers.com / facebook.com/tigers / @Tigers / @TigresdeDetroit / @DetroitTigersPR

President and CEO, Ilitch Holdings, Inc. - Chairman and CEO, Detroit Tigers Christopher Ilitch
Group President, Sports and Entertainment, Ilitch Holdings, Inc. Chris Granger

Executive Office

Executive Vice President, Baseball Operations/General Manager Al Avila
Executive Vice President, Business Operations Duane McLean
Vice President, Assistant General Manager David Chadd
Vice President, Assistant General Manager/General Counsel John Westhoff
Vice President, Player Personnel Scott Bream
Vice President, Communications Ron Colangelo
Vice President, Corporate Partnerships Steve Harms
Vice President, Park Operations Michael Healy
Vice President, Community & Public Affairs Elaine Lewis
Vice President, Player Development Dave Littlefield
Vice President, Ticket & Suite Sales Scot Pett
Vice President, Finance & Administration, Chief Financial Officer Stephen Quinn
Vice President, Marketing Ellen Hill Zeringue
Executive Assistant to the Executive Vice President, Baseball Operations/General Manager Marty Lyon
Executive Assistant to the Executive Vice President, Business Operations Peggy Thompson
Executive Assistant to the Assistant General Managers Eileen Surma
Community Affairs Administrative Assistant Donna Bernardo
Administrative/Accounting Assistant Tina Sidney

Baseball Operations

Senior Director, Baseball Analytics & Operations Jay Sartori
Director, Baseball Operations & Professional Scouting Sam Menzin
Director, Minor League Operations Dan Lunetta
Director, Player Development Dave Owen
Director, Amateur Scouting Scott Pleis
Director, Minor League & Scouting Administration Cheryl Evans
Director, International Operations Tom Moore
Director, Latin American Operations Miguel Garcia
Director, Latin American Player Development Manny Crespo
Director, Dominican Republic Operations Ramon Perez
Director, Team Travel Brian Britten
Special Assistants to the General Manager Dick Egan, Willie Horton, Al Kaline, Jim Leyland, Mike Russell, Alan Trammell
Senior Advisors Murray Cook, Scott Reid
Assistant Director, Amateur & International Scouting Eric Nieto
Assistant Counsel, Baseball Operations Alan Avila
Manager, Baseball Analytics Jim Logue
Senior Database Architect Mike Burger
Database Architect Tom MacEachern
Analyst, Baseball Operations Drew Jordan, Maggie O'Hara, Shane Piesik, Danny Vargovick
Minor League Operations Coordinator Avi Becher
International Operations Coordinator Rafael Gonzalez
Coordinator, International Player Programs Sharon Lockwood
Minor League Trackman & Analytics Coordinator Adam Daily
Minor League Video Coordinator Jim McKew
Assistant Minor League Video Coordinator Kan Ikeda
Minor League Operations Administrative Assistant Marilyn Acevedo

Corporate Partnerships, Suite Sales and Fantasy Camps

Corporate Partnerships Sales Directors Kurt Tiesman, John Wolski
Corporate Partnerships Sales Managers Soula Burns, Matt Stepnes
Corporate Partnerships Account Executive Corey Thomas
Partnership Services Manager Kaitlin Knutson
Partnership Services Coordinators Jessica Langolf, Ellyn Yuraglite
Manager, Suite Sales & Services Dan Griesbaum
Suite Sales & Services Account Manager Jeff Sanders
Suite Sales & Services Coordinator Kelsey Decker
Director, Fantasy Camps Jerry Lewis

Finance and Administration

Senior Director, Finance Kelli Kollman
Director, Purchasing & Supplier Diversity DeAndre Berry
Accounting Manager & Treasury Analyst Sheila Robine
Financial Analyst Kristin Jorgensen
Accounts Payable Coordinator Debra Sword
Accounts Receivable Coordinator Monica Basil
Senior Director, Human Resources Karen Gruca
Human Resources Coordinator Kelsey Shuck
Payroll Administrator Mark Cebelak
Payroll Coordinator Stephanie Jenkins
Internal Audit Manager Candice Lentz
Director, Authenticity Marc Himmelstein
Authenticity Coordinator Ashley Baughman
Mail Services Coordinator Paul Kustrra
Switchboard Operator Janet Ware

Information Technology

Director, Information Technology Jim Darrow
System/LAN Administrator Adam Wexler
Technology Specialists Rico Mata, Matt Soulliere

Marketing and Promotions

Director, Marketing Ron Wade
Digital & Social Media Specialist Mac Slavin
Graphic Designer Courtney Foyt
Marketing & Promotions Administrative Coordinator Kelly Shaddock
Manager, Promotions & Special Events Haley Kolff
Promotions & Special Events Coordinators Erin Morris, Skytan Morris

TIGERS ORGANIZATIONAL DIRECTORY



Media Relations

Director, Media Relations Chad Crunk
 Media Relations Coordinators Ben Fidelman, Bryan Loor-Almonte, Michele Wysocki

Park Operations

Director, Park Operations Brian Skipinski
 Director, Security Jerry Conners
 Director, Event Operations Mike Bauer
 Head Groundskeeper Heather Nabozny
 Assistant Groundskeeper Kyle Pickens
 Guest Services Manager Ashley Jones
 Event Services Manager Caitlin Kelly
 Park Operations Manager Brandon Weingartz
 Engineering Services Manager Justin Hanning
 Security Managers Gary Dobrowolski, Mike Moorman
 Park Operations Administrative Coordinator Sarah Sutton
 Part Operations Project Coordinator Gage Flanery
 Park Operations Coordinators Kiril Bayoff, Nolan Grenig, Ryan Vrooman
 Ballpark Operations Assistants Robert Beesley, Wesley Easley, Michael Graham, Peter Janotta
 Brian Krajewski, Marcus Lewis, Dan Rucinski, Joe Wenzel
 Donald Brown, Al Nesbitt, Nick Radjewski
 Housekeeping Supervisors Norman Chambers, Shunta Goodman

Public Affairs and Community Affairs

Director, Detroit Tigers Foundation Jordan Field
 Manager, Community Affairs Courtney Kaplan
 Community Affairs Coordinator Michael Demand
 Detroit Tigers Foundation Coordinator Ashley Robinson

Scoreboard Operations & In-Game Entertainment

Director, Broadcasting & In-Game Entertainment Stan Fracker
 Senior Producer & Scoreboard Production Manager Alex Lovachis
 Producer Editors Andrew Dupont, Kendall Maxwell, Matt Sonefeld

Ticket Sales

Director, Ticket Sales Steve Fox
 Director, Group Sales Dwain Lewis
 Assistant Director, Ticket Sales Jeff Lutz
 CRM & Database Manager Kevin Sucher
 Business Analyst Dan Amato
 Ticket Sales Coordinator Amy Churchill
 Group Sales Coordinator Casey Shauman
 New Business Senior Executives Betsy Bouillon, Shaun Colburn
 New Business Executives Bret Price, Joe Landa
 New Business Representatives Jordan Bagley, Ryan Frederick, Theo Hagan
 Group Sales Senior Executives Corey Bell, Jeremy Hostetter, Carolyn Shanks
 Group Sales Executives Jim Cleary, Jessica Ruddy, Dave Thompson
 Group Sales Representative Heather Forrester
 Client Services Senior Executive Michelle Fields
 Client Services Representatives Matt Andrus, Jessica Canfield, Rachel Huston, Stephen Logsdon, Brennan Socha
 Large Volume Account Executive Jarje Clasman

Ticket Services

Senior Director, Ticket Services Grant Anderson
 Ticket Services Managers Adam Klein, Aubrey Topper
 Ticket Systems Administrator Jessica McCabe
 Box Office Administrators Scott Calka, Rosa Chavez, Frank Cordova, Tom Freimuth
 Kara Grabowski, Kate Laura

Training/Conditioning

Senior Director, Medical Services Kevin Rand
 Head Athletic Trainer Doug Teter
 Assistant Athletic Trainer Matt Rankin
 Physical Therapist Robbie Williams
 Strength & Conditioning Coordinator Chris Walter
 Assistant Strength & Conditioning Coordinator Yousef Zamat
 Medical Services Coordinator Gwen Keating
 Massage Therapist Janet Szwabowski

Clubhouse

Manager, Tigers Clubhouse Jim Schmakel
 Assistant Clubhouse Manager Mark Cave
 Assistant Manager, Visiting Clubhouse John Nelson
 Assistant, Visiting Clubhouse Dan Ross
 Baseball Video Operations Coordinator Andy Bjornstad
 Baseball Video Operations Assistant David Allende

Medical Staff

Team Physician (Internal) Michael Workings, M.D.
 Team Physician (Orthopedic) Stephen Lemos, M.D.
 Team Physician (Florida) Sal Montenegro, M.D.
 Team Ophthalmologist David A. Gourwitz, O.D.

Lakeland Operations

Director, Florida Operations Ron Myers
 General Manager Zach Burek
 Assistant General Manager Dan Lauer
 Administration & Operations Manager Shannon Follett
 Box Office Manager Ryan Eason
 Food Service Manager Janet Morris
 Security & Operations Manager Casey Mills
 Clubhouse Manager Patrick Saenz
 Operations Coordinator Alison Streicher
 Receptionist Maria Walls
 Cafeteria Supervisor Karen Fletcher



CHRISTOPHER ILITCH

**PRESIDENT AND CEO,
ILITCH HOLDINGS, INC.**

CHAIRMAN AND CEO, DETROIT TIGERS

- Christopher Ilitch leads and provides oversight to the Ilitch companies – the businesses that were founded or purchased by Detroit entrepreneurs Mike and/or Marian Ilitch.
- These businesses include: Little Caesars Pizza, Blue Line Distribution, the Detroit Red Wings, Olympia Entertainment, the Detroit Tigers, Olympia Development of Michigan, Little Caesars Pizza Kit Fundraising Program and Champion Foods. The organization also has a joint venture interest in 313 Presents. Additionally, Marian Ilitch owns MotorCity Casino Hotel.
- Together, the Ilitch companies employ 23,000 people. Their combined revenue in 2017 was \$3.6 billion.
- Currently, in addition to his leadership of Ilitch Holdings, Christopher serves as the chairman and CEO of the Detroit Tigers, as well as the governor of the Detroit Red Wings.
- Christopher has held a variety of roles throughout the organization over the past 30 years.
- Serves as chairman of Ilitch Charities, a nonprofit organization that promotes charitable purposes aimed at developing communities and enhancing lives.
- Currently leading the most ambitious development effort in the Ilitch organization's history, The District Detroit. This dynamic sports and entertainment district is comprised of eight world-class theatres, five neighborhoods, four professional sports teams and three multi-use sports facilities, including the new, state-of-the-art Little Caesars Arena – home of the Detroit Red Wings, the Detroit Pistons and world-class entertainment and community events. The economic impact of The District Detroit to the region and the state of Michigan is expected to exceed \$2 billion.
- Involved in various business and civic groups that help improve and promote Detroit and the region. He serves on the board, executive committee and nominating committee for Business Leaders for Michigan, as well as the board and executive committee for the Downtown Detroit Partnership. He is also a member of the board of directors for the Detroit Economic Club.
- Served on host/hospitality committees for several large-scale sporting events in Detroit, including the 2010 NCAA Men's Frozen Four Hockey Championship (co-chair), the 2009 NCAA Final Four Men's Basketball Tournament, Super Bowl XL and the 2005 Major League Baseball All-Star game (chair).
- Holds a bachelor's degree in business administration from the University of Michigan in Ann Arbor.
- He and his wife, Kelle, have three children and reside in metro Detroit.



CHRIS GRANGER

**GROUP PRESIDENT,
SPORTS AND ENTERTAINMENT,
ILITCH HOLDINGS, INC.**

Serves as Group President, Sports and Entertainment, at Ilitch Holdings, Inc.

- An experienced sports and entertainment executive, Granger is responsible for optimizing the fan and partner experience at all Ilitch-related venues; growing, recruiting and retaining the significant talent in the business side of the company's sports and entertainment organizations; collaborating with partners to ensure highly active, attractive and community-focused venues, and more.
- Previously served as President of the Sacramento Kings and Sacramento Basketball Holdings, LLC. During his tenure, the Kings enjoyed unprecedented revenue growth and were widely recognized as a highly innovative and community-minded franchise. Granger's influence also extended to the development of Sacramento's new, award-winning Golden 1 Center, and its 1.5 million square-foot downtown mixed-use development project, Downtown Commons.
- Prior to joining the Kings, Chris worked in various capacities for the NBA for 14 years. He most recently served as the Executive Vice President of the NBA's renowned Team Marketing and Business Operations function, where he advised NBA, WNBA and NBA Development League teams on all aspects of business operations.
- Received his bachelor's degree from Cornell University and his Master of Business Administration from Yale. He was named *Sacramento Business* Person of the Year in 2017 and was a 2010 *Sports Business Journal* Forty Under 40 award winner.



AL AVILA

EXECUTIVE VICE PRESIDENT, BASEBALL OPERATIONS & GENERAL MANAGER

Entering his 27th season in professional baseball, his 17th season with the organization and his third full season as the Tigers Executive Vice President of Baseball Operations and General Manager after being named to the position on August 4, 2015.

- Is the first Cuban-born general manager in Major League Baseball history.
- Is responsible for the day-to-day baseball operations of the organization and the Major League club.
- Prior to joining the Tigers on April 15, 2002, he served as Special Assistant to Pittsburgh Pirates General Manager Dave Littlefield...appointed to the position on January 23, 2002 after spending nine seasons with the Florida Marlins.
- Served as the interim General Manager for the Marlins during the 2001 offseason.
- Named Florida's Vice President and Assistant General Manager in July 2001.
- Under Avila's guidance, the Marlins drafted 2003 World Series Most Valuable Player Josh Beckett in the first round of the June 1999 draft, while in the first round of the June 2000 draft, the Marlins drafted one of the youngest players to play in the Futures Game and five time MLB All-Star first baseman Adrian Gonzalez, now with the New York Mets.
- On the international front, Avila, while at the Marlins, led the way to the 1999 signing of then-shortstop Miguel Cabrera, who, in 2012, won the American League Triple Crown and was named the American League Most Valuable Player...Cabrera made it to the Major Leagues in 2003 at the age of 20 and clubbed four home runs during the postseason for the 2003 World Champion Marlins...also was instrumental in the signing and development of second baseman Luis Castillo, shortstop Alex Gonzalez and shortstop Edgar Renteria, all who were named All-Stars during their MLB career.
- Inducted into the Professional Baseball Scouts Hall of Fame in 2012.
- Named Director of Scouting for the Marlins in July 1998...was responsible for all of the Marlins scouting efforts on both the national and international levels and he oversaw the development of those players in the baseball academies in the Dominican Republic and Venezuela.
- Under Avila's guidance, the Marlins signed 1997 NLCS and World Series Most Valuable Player Livan Hernandez.
- Before being named the Director of Latin American Operations in 1994, Avila was originally hired by the Marlins as the Assistant Director of Latin American Operations in June, 1992.
- Prior to joining the Marlins, Avila served as the Director of Athletics and head baseball coach at St. Thomas (FL) University from 1989-92...he led the team to a number three ranking in the 1992 NAIA poll and won the Florida Sun Conference Championship in 1991 and 1992...Avila was named the 1991 Florida Sun Conference Coach of the Year...Avila was inducted into the St. Thomas University Athletics Hall of Fame in November, 2016.
- Served as General Manager of the Daytona Beach Admirals of the Florida State League in 1987 and worked for the Los Angeles Dodgers organization in 1986.
- A graduate of Hialeah High School, Avila earned a master's degree in sports administration from St. Thomas University in 1986.
- A former catcher, Avila was signed as a non-drafted free agent with the Los Angeles Dodgers.
- Named one of the Top 50 Most Influential Hispanics in Michigan in 2003.
- He and his wife, Yamile, have three children: sons, Alexander (1/29/87) and Alan (7/21/89), and daughter, Annelisa Marie (10/27/98), and two granddaughters, Avery and Zoey.
- His son, Alex, is a former Tigers catcher, and is now with Arizona.
- His son, Alan, graduated from Florida International University School of Law in May, 2014 and is the Tigers Assistant Counsel, Baseball Operations.
- Is the son of Ralph Avila, retired Vice President of the Los Angeles Dodgers, who was named 2006 International Scout of the Year by Major League Baseball.



DUANE MCLEAN

EXECUTIVE VICE PRESIDENT, BUSINESS OPERATIONS

Enters his 15th season with the organization and 32nd in professional sports.

- Oversees all business operations for the club, including ticket, suite and sponsorship sales, park operations, customer service, ticket services, public and community affairs, marketing, broadcasting, communications, new media, human resources, business legal, Lakeland operations, finance and administration, information technology promotions, and in-game entertainment.
- Emphasizes family entertainment value, branding Tigers baseball at Comerica Park as Detroit's number one sports venue.
- Club has seen consistent growth in revenue-producing areas during his 14-year tenure with the Tigers, including the first four seasons in franchise history with attendance totals surpassing three million, and a franchise-record setting 3,202,645 tickets sold during the 2008 regular season. The club has had a franchise-record 12 consecutive seasons with attendance totals surpassing two million.
- During the past 13 years of his tenure, the club has sold more than 35 million tickets and has averaged more than 2.7 million fans per season.
- In 2012, the Tigers sold nearly 3.3 million tickets, which included the regular season and postseason, and it marked the most tickets sold in one season in the 117-year history of the franchise.
- Under his leadership, the Tigers have established all-time highs in sponsorship, suite, season ticket and group sales.
- Over the course of his tenure, he has overseen the development and implementation of plans for ballpark renovations and enhancements including: the Chevrolet Pavilion in left field, the relocation of the right field bullpen to left field and the installation of right field grandstand seating, the opening of a new retail store, The D Shop, and the Champions Club, and the complete renovation of all suites with upgraded WiFi at Comerica Park.
- Prior to the 2014 season, in a joint venture between the Tigers and Delaware North Companies Sportservice, he oversaw the activation of the New Amsterdam 416 bar located on the Pepsi Porch, a unique social setting in a relaxed outdoor patio setting with high-end furniture, big flat screen TV's, a fire feature and spectacular viewpoints of the playing field including a new section of seats canter levered off the Pepsi Porch.
- Under his leadership, the Detroit Tigers Anti-Bullying community program was recognized with the 2013 Commissioner's Award for Philanthropic Excellence.
- Following the 2011 season, oversaw the design and development process of the new High Definition videoboard and LED ribbon boards at Comerica Park.
- Was instrumental in the launch of the Detroit Tigers Foundation, an affiliate of Ilitch Charities. Since its inception in 2005, the foundation has awarded over \$22 million in grants, Tigers tickets and scholarships.
- Prior to joining the Tigers as Senior Vice President, Business Operations on November 19, 2003, he spent five years with the Seattle Seahawks of the National Football League...joined the club as Vice President of Ticket Sales and Service in 1998 and was promoted to Senior Vice President of Sales and Marketing in 2000.
- Oversaw all operational aspects of the Seahawks marketing, broadcasting, sponsorship sales, ticket sales, luxury suite sales, advertising and client services.
- Served as project manager for the Seahawks on the 2002 New Stadium project and spearheaded the Seahawks new logo and uniform redesign.
- Named one of *Sports Business Journal's* 40 under 40 in 2001, as one of the top sports executives under the age of 40.
- Previously, McLean spent one season with the Detroit Lions (1997) as Executive Director of Ticket Sales and Ticket Services...while with the Lions, McLean oversaw the complete conversion and overhaul of the Lions ticket operation, resulting in Detroit's largest season ticket base in 17 years.
- Prior to his stint with the Lions, McLean spent two seasons (1995-97) with the Houston Rockets of the NBA, where the Rockets, under his direction, had their largest season-ticket base in franchise history.
- McLean started his career in the front office of the NBA's Detroit Pistons (1986-94) and also spent a season as Vice President of Ticket Sales for the International Hockey League's Chicago Wolves where the Wolves set the IHL record for paid attendance and led the league in season ticket sales and revenue.
- Sits on the board of trustees for CATCH, Sparky Anderson's charity for Children, is an avid supporter of local charities including Ilitch Charities and JACK'S PLACE for Autism, and sits on the board of directors for the National Kidney Foundation of Michigan.
- Earned an undergraduate degree from the University of Wisconsin-Parkside and a master's degree in administrative leadership from the University of Oklahoma.
- McLean and his wife, Susan, have three children, Jayme, Kayla, and Dayne...he is a native of Rochester Hills, Michigan.



WILLIE HORTON

SPECIAL ASSISTANT TO THE GENERAL MANAGER

The "hometown hero" and former Tigers great, who enjoys success in several outside ventures, returns to the Tigers as an executive advisor and special assistant to share in the future prosperity of a team and a game for which he carries an undying passion.

- Was named as special assistant to the president in January 2002...joins fellow former Tigers standout Al Kaline in this respected advisory role.
- In July, 2015, announced as spokesperson for the U.S. Navy film titled "The Birth of a Ship in a City Reborn", a film about the USS Detroit (LCS 7), a United States Navy Littoral Combat Ship.
- On June 20, 2015, awarded the "Hank Aaron Champion for Justice Award" by the Atlanta Braves and the National Center for Civil & Human Rights at the Braves third annual Heritage Weekend.
- On October 15, 2014, PACE Academy in Southfield, MI opened the Willie Horton Library.
- On April 12, 2013, Willie cast his hands in cement for the Detroit Historical Museum as a part of the Historical Society honoring legends who have always called Detroit "home." His hand cast with signature will be part of an outdoor exhibit in the museum's Legends Plaza.
- Named the inaugural recipient of the Abner Doubleday Patriot Player Award on November 18, 2011...the award was presented by the National Infantry Foundation and honors a major leaguer who has made significant contributions in support of the military and their families.
- Honored with The Order of Saint Maurice on June 14, 2006, the highest military honor to be given to civilians... he was the first athlete to receive the award.
- Received testimonial resolution for community leadership from the Detroit City Council on October 13, 2004...was also honored with the Spirit of Detroit Award by the Detroit City Council on July 21, 2004.
- Honored by Detroit Northwestern High School, his alma mater, when the school named the Willie Horton Baseball and Softball Diamonds on August 6, 2004...the diamonds added a monument in his honor in 2005.
- Had his birthday, October 18, permanently designated as "Willie Horton Day" in the state of Michigan when Governor Jennifer Granholm signed House Bill 5200 on April 7, 2004.
- Named by *Corp Magazine* as one of Michigan's most influential African-American business leaders in 2003.
- Named to the CATCH Hall of Fame on October 16, 2002 as a community leader.
- Joined the Tigers front office on June 18, 2001 as part of a baseball committee created by then-owner Mike Ilich.
- Was honored by the Tigers in having his jersey number 23 retired and a Comerica Park statue in his likeness unveiled on July 15, 2000.
- An 18-year Major League veteran as an outfielder and designated hitter, he played 14 seasons in Detroit after signing at age 18 in 1961 following an outstanding baseball career at Detroit Northwestern High School.
- Produced nearly 2,000 hits, 325 home runs and maintained a .457 slugging percentage during his Major League career...finished with 1,163 RBI, a .273 lifetime average and 2,028 games played.
- Voted as a starting outfielder for the 1965 All-Star Game...collected 104 RBI that season, second-most in the American League, and ranked sixth in the league with a .490 slugging percentage.
- Struggled with an ankle injury in 1967, but returned to the All-Star Game in 1968...capped the season by batting .304 with a home run and three RBI in the World Series as the Tigers took the World Championship.
- Threw out St. Louis' Lou Brock at home plate during the Tigers 5-3 win in Game Five of the 1968 World Series.
- Tied a Major League record with 11 putouts in left field on July 18, 1969 at Cleveland.
- Named to the All-Star squad again in 1970 and 1973, hitting .305 and .316, respectively, and tallying 17 home runs in each of those seasons...named to seven All-Star Teams in his career, but played in only four due to injury.
- Received the 1975 American League "Outstanding Designated Hitter" award and was named the 1975 Tiger of the Year...hit .275 with 25 home runs in 1975, his first full season in the designated hitter role.
- Also earned league Designated Hitter and Comeback Player honors in 1979.
- Played for both Detroit and Texas in 1977, for Cleveland, Oakland and Toronto in 1978, and finished his professional career with Seattle in 1979-80...hit 29 home runs in 1979 and collected 106 RBI.
- Became the 43rd player in Major League history to collect 300 career home runs when he went deep off Jack Morris in the Kingdome on June 6, 1979.
- Hit 20-or-more homers in seven of his seasons and remains fifth on the Tigers all-time list with 262.
- Named to the "Tigers Greatest" team as selected by fans in 1969.
- Played for and managed Valencia in the 1978-79 Venezuelan Winter League, capturing the Caribbean Title.
- Held coaching positions with the Tigers, Oakland Athletics, New York Yankees and Chicago White Sox.
- Departed Tiger Stadium in uniform during 1967 in a desperate attempt to quell rioting in Northwest Detroit.
- Served as second deputy chief and executive director chief for the Detroit Police Athletic League (PAL), and worked with the United Way, the Boys & Girls Clubs of America, the Meals on Wheels Program and the Foundation Fighting Blindness...also served as an advisory committee member of the Skillman Foundation and was a J.C. Penney Golden Rule Award panel member.
- Inducted into the Military Hall of Fame for his service as a guest speaker on many occasions in the U.S. and abroad...enshrined in both the Afro-American Hall of Fame (1992) and Michigan Sports Hall of Fame (1987).
- He and wife, Gloria, have seven children, 19 grandchildren, 16 great-grandchildren and two great-great grandchildren.



AL KALINE

SPECIAL ASSISTANT TO THE GENERAL MANAGER

In his 66th year with the organization, the legendary Hall-of-Famer “Mr. Tiger” returns to the front office for a 17th year as a special assistant and advisor to the club’s senior management.

- Named to his current position in January, 2002 after entering the front office on June 18, 2001 as part of a baseball committee created by then-owner Mike Ilitch.
- Inducted into the Rawlings Gold Glove Award Hall of Fame on November 11, 2016.
- Following his outstanding playing career, Kaline spent 26 seasons providing color commentary for Tigers television broadcasts.
- Began his broadcasting career in 1976, two seasons after his retirement as a player...joined fellow Hall-of-Famer George Kell in the booth for WWJ-TV.
- Kaline and Kell remained a team through 1996, working with three different local television stations... Kaline remained in the booth through part of the 2001 season with partners that included Hall-of-Famer Ernie Harwell, Jim Price and Frank Beckmann before leaving to join a baseball advisory committee.
- Played all 22 of his seasons with the Tigers, matched in longevity only by the Hall of Famer, Ty Cobb.
- In 1980, became just the 10th player ever elected to the Baseball Hall of Fame in his first year of eligibility.
- Was selected to 18 All-Star Games, tops among all Tigers, including 13 consecutive years (1955-67)...compiled a .324 All-Star Game average (12x37) and did not commit any errors.
- Won 10 Gold Gloves in 11 years from 1957-67...led the league in fielding twice (.993 mark in 1966, tied for lead with a 1,000 mark in 1971).
- Recorded his 3,000th career hit off the Orioles Dave McNally on September 24, 1974, the 12th Major League player to reach that mark...finished his career with 3,007 hits, and was the first Tigers player since Ty Cobb in 1921 to reach the 3,000-hit plateau.
- Is the Tigers all-time leader with 2,834 games played and 399 home runs...is the only player other than Cobb to lead the franchise in any major career offensive category.
- His distinguished Major League career began with Detroit in 1953 when he was just 18 years old...went straight to the majors without ever playing in the Minor Leagues.
- Runner-up for the American League Most Valuable Player award in 1955 and 1963...finished second to Yogi Berra in 1955 and Elston Howard in 1963...chosen by *The Sporting News* as its Player of the Year both seasons.
- Became the youngest player ever to lead the American League in hitting at age 20 as he won the batting title in 1955 with a .340 batting average...was one day younger than Ty Cobb when he won the title in 1907.
- Hit .300-or-better eight times and collected 20-or-more home runs nine times...topped .300 in five-of-six seasons from 1958-63 and was the Tigers batting champion 10 times during his career.
- Posted 399 career home runs and maintained a .297 lifetime batting average...collected his 300th home run in 1967, becoming the 27th player in history to reach that total.
- Tied Tris Speaker for an American League record by appearing in 100-or-more games for 19 straight seasons.
- Accomplished the 100-or-more game streak despite several injuries, including a broken cheek bone (1959), broken collar bone (1962), rib injury (1965, 1973), foot surgery (1965), broken finger (1967) and a broken right arm (1968).
- Received the 1973 Roberto Clemente Award, given by the Commissioner of Baseball to the player best exemplifying baseball on and off the field.
- Received the 1974 Joseph E. Cronin trophy as the American League Player of the Year...other awards include the 1973 Bill Slocum Award from the NY Baseball Writers for “long and meritorious service to baseball,” the 1970 Fred Hutchinson Award exemplifying “character and competitive spirit,” and the 1974 Tiger of Year from the Detroit Baseball Writers.
- Came back from a broken arm earlier in the season to bat .379 (11x29) against the St. Louis Cardinals in the 1968 World Series...launched two home runs in the Series, in Game Three and Six, and drove in eight runs.
- Had his uniform number 6 retired by the Tigers on August 17, 1980, the first Tigers player to receive this honor.
- Selected by Tigers fans as one of three outfielders on the Tigers all-time team as announced during the closing of Tiger Stadium in 1999...also selected to the “Tigers Greatest” team as selected by fans in 1969.
- He and wife, Louise, have two sons, Mark and Michael...they also have four grandchildren...Mark and his wife, Jill, have a daughter, Brittney, and a son, Branden, and Michael has a daughter, Kelsey, and a son, Colin.
- His grandson, Colin Kaline, was selected by the Tigers in the 26th round of the 2011 MLB First Year Player Draft, and serves as a co-head coach at Oakland University.



JIM LEYLAND

SPECIAL ASSISTANT TO THE GENERAL MANAGER

In his 54th season of professional baseball, the third-winningest manager in franchise history remains with the organization following his retirement from managing to serve as a special assistant and advisor to General Manager, Al Avila.

- Named to his current position following his retirement from a 22-year managing career, including eight seasons with Detroit.
- Retired from managing ranked 15th all-time with 1,769 wins and 14th with 3,499 games managed.
- Led Team USA to a championship in the 2017 World Baseball Classic.
- Led the Tigers to the postseason four times during his managerial career with the club, including winning the American League Central Division title in back-to-back-to-back seasons from 2011-13 -- he is the only manager in franchise history to lead the club to the postseason four times.
- The Tigers advanced to the World Series twice during his managerial tenure, doing so in 2006 and 2012 -- he joins Hughie Jennings and Mickey Cochrane as the only managers to lead the club to the World Series multiple times.
- Recorded the 700th and final regular season win of his Tigers career on September 25, 2013 at Minnesota to clinch the American League Central Division Crown -- he is one of only three managers in franchise history to post 700 career wins with the club.
- Managed the American League All-Star squad to a 3-0 victory at the 84th Major League Baseball All-Star Game at Citi Field in New York in 2013...also managed the American League club in 2007, and was the National League manager in 1998.
- Tabbed the American League Manager of the Year by both the BBWAA and *The Sporting News* in 2006 after guiding the Tigers to the franchise's first playoff berth since 1987...selected the Major League Manager of the Year by *Baseball America*.
- Named the best manager in the American League by *Baseball America* in 2006, 2007 and 2012.
- Appointed the 36th manager in Tigers history on October 4, 2005.
- Spent six seasons (2000-05) as a Major League scout for the St. Louis Cardinals -- scouted National League clubs from Pittsburgh and American League clubs from Cleveland.
- Spent 14 seasons as a manager at the Major League level for the Pittsburgh Pirates (1986-96), Florida Marlins (1997-98) and Colorado Rockies (1999).
- Won three straight National League East Division championships with the Pirates from 1990-92...advanced to the postseason with the Marlins as the National League's Wild Card winner in 1997 and eventually defeated Cleveland to claim the World Series title.
- Named the National League Manager of the Year by the BBWAA in 1990 and 1992...earned the same honor from *The Sporting News* in 1988, 1990 and 1992.
- Served as Tony La Russa's third base coach for four seasons (1982-85) with the Chicago White Sox before being named the 33rd manager in Pirates history on November 20, 1985.
- Managed for 11 seasons at the Minor League level in the Tigers organization from 1971-81, advancing to the postseason six times, and claiming his respective league championship three times.
- Selected as the manager of the year in the Florida State League in both 1977 and 1978, while he earned the honor in the American Association in 1979.
- Spent six seasons as a catcher in the Tigers organization from 1964-69.
- Earned the Dapper Dan Man of the Year Award in 1990, an honor given to a Pittsburgh Sports Figure for outstanding achievement on a national level.
- A native of Perrysburg, OH, he lettered in football, basketball and baseball at Perrysburg High School...the school's baseball field is named after Leyland...inducted into Perrysburg High School's Hall of Fame on February 2, 2007.
- Inducted into the Florida State League Hall of Fame on November 10, 2010.
- Served as the Grand Marshal of America's Thanksgiving Day Parade on November 28, 2013.
- He, his wife, Katie and their two children Patrick (10/11/91) and Kellie (6/23/93) reside in Pittsburgh, PA during the offseason.
- His son, Patrick, was selected by the Tigers in the eighth round of the June 2010 MLB First-Year Player Draft.



ALAN TRAMMELL

SPECIAL ASSISTANT TO THE GENERAL MANAGER

Now in his fourth stint with the Tigers organization and beginning his fourth year as a special assistant to Executive Vice President of Baseball Operations and General Manager, Al Avila.

- Named to his current position on November 3, 2014 after spending four years as the bench coach for the Arizona Diamondbacks.
- In his role, assists in on-field duties at both the Major League and Minor League levels, is involved in all personnel meetings, travels throughout the minor league system and participates in community relations.
- Elected to the National Baseball Hall of Fame by the Modern Baseball Era Committee in December, 2017.
- Served as the bench coach for the Chicago Cubs from 2007-10, helping the team to back-to-back NL Central Division titles in 2007-08.
- Became the 35th manager in Tigers history in October, 2002 and was the team's manager from 2003-05.
- Spent three seasons as the first base coach of the San Diego Padres from 2000-02.
- Served in the Tigers organization as an assistant to baseball operations, focusing on player instruction and scouting, in 1997-98 and as the Tigers hitting coach in 1999.
- Spent his entire 20-year career as a player in the Tigers organization, hitting .285 with 185 home runs and 1,003 RBI in 2,293 games.
- One of only three players in franchise history to play 20-or-more seasons in a Tigers uniform, joining Ty Cobb and Al Kaline.
- Closed his career ranked in the top 10 in several Tigers career offensive categories, including stolen bases (5th, 236), games played (5th, 2,293), doubles (6th, 4120), hits (7th, 2,365) and RBI (10th, 1,003).
- A six-time All-Star selection during his playing days (1980, 1984, 1985, 1987, 1988, 1990), he won four Gold Glove awards at shortstop (1980, 1981, 1983, 1984) and three Silver Slugger Awards as the top offensive shortstop (1987, 1988, 1990).
- Combined with teammate Lou Whitaker to hold the AL record after playing in 1,918 games together at shortstop and second base.
- Finished second in the balloting for American League Most Valuable Player in 1987, posting career bests with a .343 batting average, 205 hits, 28 home runs and 105 RBI while leading the Tigers to the American League East Division title.
- Earned Most Valuable Player honors during the 1984 World Series after hitting .450 (9x20) with two home runs and six RBI as the Tigers defeated the Padres in five games.
- Made his debut in 1977 at 19 years old after being selected in the second round of the 1976 draft.
- Inducted into the Michigan Sports Hall of Fame in 2000 and the San Diego Hall of Champions' Breitbard Hall of Fame and Polish-American Sports Hall of Fame in 1998.
- He and his wife, Barbara, have three adult children, Lance, Kyle and Jade.



DAVID CHADD

**VICE PRESIDENT,
ASSISTANT GENERAL MANAGER**

Enters his 14th season with the Tigers and the third full season in his current role after being named to the position on August 7, 2015...joined the organization on November 4, 2004 as Vice President, Amateur Scouting.

- Is responsible for assisting Al Avila with the day-to-day baseball operations of the organization and the Major League club.
- Guided the club in its selections of Alex Avila, Nicholas Castellanos, Chad Green, Corey Knebel, James McCann, Andrew Miller, Rick Porcello, Drew Smyly and Devon Travis during his tenure as Vice President, Amateur Scouting.
- Prior to joining the Tigers, Chadd spent three seasons as the Director of Amateur Scouting for the Boston Red Sox, signing Jon Lester, Jonathan Papelbon and 2008 American League Most Valuable Player Dustin Pedroia.
- Spent eight seasons (1994-2001) in the Florida Marlins scouting department, last serving as the Director of Scouting during the 2001 season...joined the Marlins as an area scout in the Midwest in 1994, before being promoted to Midwest crosschecker in 1998.
- Chadd spent four years as an assistant coach with Kansas State (1992-93) and Wichita State (1990-91).
- Played outfield for Kansas State University and was named as an All-American in 1988.
- Earned a bachelor's degree in education and a master's degree in athletic administration from Wichita State. Recognized by *Baseball America* as the top scouting director of the 2000s in June 2010.
- Inducted into the Kansas Baseball Hall of Fame on January 30, 2010.
- 52 years old...he and his wife, Janet, reside in Detroit with their children Drew, Nate, Haley and Hannah.



JOHN WESTHOFF

**VICE PRESIDENT,
ASSISTANT GENERAL MANAGER
& GENERAL COUNSEL**

Entering his 37th season in professional baseball, his 17th season with the Tigers and his third full season in his current position after being named to the position on August 7, 2015.

- As Assistant General Manager, Westhoff assists the General Manager with contract matters, player transactions, payroll management, negotiations, salary arbitration, rules administration, as well as other baseball administrative matters.
- As General Counsel, Westhoff is responsible for providing general legal counsel to the Club, with particular emphasis on baseball legal matters and litigation.
- Prior to joining the Tigers, he was employed by the Florida Marlins as Vice President, Baseball Legal Counsel... his responsibilities covered all legal affairs pertaining to baseball operations, including Major League player contract negotiations and arbitration procedures, as well as any other baseball related legal issues and administrative matters.
- Prior to joining the Marlins, Westhoff spent 19 years as the associate counsel for Major League Baseball, Office of the Commissioner.
- While with Major League Baseball, he participated in negotiations for three Collective Bargaining Agreements and administered and enforced these agreements as well as the policies that existed between the clubs and the Major League Baseball Players Association.
- Westhoff also handled legal issues relating to the processing of grievances, including representing clubs in both grievance and salary arbitration hearings.
- Westhoff received an undergraduate degree in Political Science and Economics from Fordham University in 1976 and earned his Juris Doctor degree from Fordham University School of Law in 1982.
- 63 years of age...he and his wife, Donna, reside in Northville, MI, and they have a daughter, Casey, who lives in Washington, D.C.



SCOTT BREAM

**VICE PRESIDENT,
PLAYER PERSONNEL**

Entering his 29th season in professional baseball, his 18th with the Tigers and third in his role as Vice President, Player Personnel...served the team in a variety of roles over 12 seasons (1999-2010) during his first stint with the Tigers.

- Is active in scouting at the Major League level for the Tigers, and is directly involved in special assignments for the organization.
- Served as the Tigers Director of Pro Scouting from 2013-15.
- Spent two seasons (2011-12) with the San Diego Padres as a Major League Scout/Special Assistant to the General Manager.
- Worked nine seasons as a Major League scout with the Tigers (2002-10).
- Joined the Tigers scouting team as an advance scout, spending three seasons in the role (1999-2001) before being named assistant general manager prior to the 2002 season.
- Played 10 seasons at the Minor League level with the Padres (1989-95), Chicago Cubs (1995) and Tigers (1996-98)...he saw action with Double A Jacksonville and Triple A Toledo in his three seasons as a player in the Tigers organization.
- Bream, 47, and his wife, Shelly, have two daughters, Brooke and Mackenzie.



DAVE LITTLEFIELD

**VICE PRESIDENT,
PLAYER DEVELOPMENT**

Enters his third season in his current role and fourth season with the organization after joining the Tigers as a Major League scout on October 20, 2014.

- Oversees all aspects regarding player development in the Tigers Minor League system, including in the Dominican Republic and Venezuela.
- Joined the Tigers after a seven-season stint as a Special Assistant to the General Manager and Major League scout for the Chicago Cubs.
- Prior to joining the Cubs in 2007, he spent seven seasons as the General Manager of the Pittsburgh Pirates -- during those seven seasons, he oversaw the drafting and signing of 2013 NL MVP and five-time All-Star Andrew McCutchen, 2014 All-Star Tony Watson, 2014 Silver Slugger Award winner Neil Walker and 2016 All-Star and two-time Gold Glove Award winner Starling Marte. He also traded for the Pirates only Rookie of the Year in outfielder Jason Bay and 2006 NL batting champion Freddy Sanchez. For his efforts and those of his staff, the Pirates were named the 2002 Organization of the Year by Topps.
- Before joining the Pirates, he was the Assistant General Manager with the Florida Marlins, where he assisted the GM in all aspects of baseball operations, was in charge of the club's scouting efforts in the Far East and supervised the construction of the Marlins new baseball academy in the Dominican Republic.
- Joined the Montreal Expos organization in 1991 as a National Crosschecker and East Coast Supervisor: Within the Expos system, Littlefield climbed to Director of Player Development, a position he held for his final three seasons with Montreal. During his tenure, the Expos were named the Topps Organization of the Year in 1992.
- Began his MLB career with three seasons in the Tigers organization as an area scout and East Coast Scouting Supervisor.
- Prior to his front office career in the majors, Littlefield served as an assistant baseball coach for three seasons at his alma mater, the University of Massachusetts, followed by three seasons in the same capacity at Clemson University.
- Played football at UMass, was signed by the Phillies as a Minor League free agent and caught for three years in the Phillies and Yankees farm systems.
- He and his wife, Joanna, have a daughter, Andrea, and a son, Derrick.



JAY SARTORI

SENIOR DIRECTOR, BASEBALL ANALYTICS & OPERATIONS

Enters his third season in the Tigers organization after being named Senior Director, Baseball Analytics & Operations on November 19, 2015.

- Oversees baseball analytical evaluation, research and development of information systems; also contributes to all aspects of Major League operations as it pertains to player transactions, market analyses, team payroll, salary arbitration, Major League rules and regulations.
- Prior to joining the Tigers, spent three years at Apple, Inc., where he managed the App Store Sports and Entertainment categories and then App Store Business Operations.
- Before working at Apple, Sartori served as an Assistant General Manager for the Toronto Blue Jays from 2011-13 and as Director, Baseball Operations for the Washington Nationals in 2010.
- Prior to working with the Nationals, he worked with Major League Baseball's Labor Relations Department in the role of Manager of Salary and Contract Administration, where he served as a primary contact for Club personnel with respect to the interpretation of the Major League Rules, the Collective Bargaining Agreement ("CBA") and other contractual and financial industry practices. He was also a key member of the MLB Collective Bargaining team that successfully negotiated a second consecutive CBA without a work stoppage in 2006.
- Prior to joining the Commissioner's Office, he worked in the investment banking industry for Robertson Stephens and Pacific Growth Equities.
- Graduated with a Finance and MIS degree from Boston College in 2001.
- Originally from Lynnfield, MA, Sartori currently resides in Royal Oak, MI.



SAM MENZIN

DIRECTOR, BASEBALL OPERATIONS & PROFESSIONAL SCOUTING

Enters his sixth full season in the Tigers organization and his first in the role of Director of Baseball Operations and Professional Scouting.

- He previously served as the club's Director of Baseball Operations, a position assumed in August 2015. Prior to that he served as Baseball Operations Analyst and Coordinator of Baseball Operations from 2013 to 2015. Menzin joined the Tigers organization in June 2012 as a Baseball Operations Intern.
- In his current role, he is involved in all aspects of Major League operations including player procurement, contract negotiations, roster construction, salary arbitration, MLB rules and CBA compliance, advance scouting and Major League video operations.
- Additional responsibilities include assisting the V.P. of Player Personnel in all aspects of professional scouting.
- Prior to joining the Tigers, he served as a baseball operations intern for Turner-Gary Sports.
- He played baseball for four seasons at Swarthmore College (PA) and graduated in 2012 with a history degree.
- Is 27, a native of Westbury, NY and currently resides in Detroit, MI.



DICK EGAN

SPECIAL ASSISTANT TO THE GENERAL MANAGER

Entering his 58th season in professional baseball and 17th with the Tigers organization after joining the club as a Major League scout on January 24, 2002.

- Named Special Assistant to the General Manager on October 18, 2007, after spending the previous six seasons as a Major League scout with the organization.
- Honored with the Legends in Scouting Award from the Professional Baseball Scouting Foundation in January, 2016.
- Prior to joining the Tigers, Egan spent the previous 10 seasons with the Florida Marlins, serving as a professional scout (1999-2001), crosschecker (1996-98) and West Coast supervisor (1992-95).
- Spent the 1986-91 seasons with the Texas Rangers, joining the club in 1986 as a Minor League pitching coordinator, before joining the Major League staff as a bullpen coach in 1988...after two seasons as bullpen coach with the Rangers, Egan served as pitching coach with Triple A Oklahoma City in 1990 and managed Rookie level Butte in 1991.
- Following his playing career, Egan joined the Major League Scouting Bureau in 1974, working with the bureau until joining the Rangers in 1986.
- Began his career in professional baseball as a pitcher with seven organizations over a 13-year span from 1957-69... he logged Major League time with the Tigers in 1963-64, the California Angels in 1966 and the Los Angeles Dodgers in 1967.
- Resides in Garland, TX with his wife, Kandi.



MIKE RUSSELL

SPECIAL ASSISTANT TO THE GENERAL MANAGER

In his 30th season in professional baseball, Russell returns to the Tigers organization as a Special Assistant to the General Manager after being named to the position on November 4, 2016.

- Spent two seasons in the Diamondbacks organization, serving as a Special Assistant to Senior Vice President... oversaw the team's Pro Scouting Department and advised on player trades and acquisitions.
- Prior to his tenure in Arizona, he worked on the Tigers major league scouting staff from 2002-14...primary role was scouting National League Eastern Division teams and players, which aided in the acquisition of Miguel Cabrera from the Florida Marlins in 2007.
- Spent two seasons with the Toronto Blue Jays from 1994-96 as an area supervisor and Latin America scout, before a six-year stint with the Florida Marlins beginning in 1996 as an area supervisor and special assignment scout.
- Began his pro career as an area supervisor with the San Francisco Giants in 1988-89...returned to the Giants as a national cross checker from 1991-93.
- Worked as a recruiting coordinator for the University of Tennessee in 1990.
- Has scouted for four World Series teams (1989 Giants, 1997 Marlins, and 2006 and 2012 Tigers) and signed seven Major League players, including Billy Koch, Cesar Izturis and Pat Rapp.
- Inducted into the Professional Baseball Scouts Hall of Fame in 2013.
- He and his wife, Jodi, have a daughter, Katie, and reside in Gulf Breeze, FL.



SCOTT REID

SENIOR ADVISOR

Enters his 17th season with the Tigers and second in his current position of Senior Advisor...previously served as the team's Vice President, Player Personnel for 13 seasons.

- Just completed his 50th year in professional baseball.
- Originally joined Detroit as the Vice President/Special Assistant to the General Manager on January 15, 2002.
- Prior to coming to Detroit, Reid spent 10 seasons with the Florida Marlins...originally joined the club in 1992 as a Major League scout.
- Was named Assistant to the General Manager for the Marlins in December 1999...promoted to Vice President/Assistant to the General Manager in March 2000.
- Spent eight seasons with the Chicago Cubs organization before joining the Marlins...was a special player consultant during his final three years with the Cubs.
- Joined the Cubs in November, 1983 and served as a Major League scout (1984-85), director of scouting (1986-87) and as a Major League and Minor League scout (1988).
- Began his professional baseball career as an outfielder in the Philadelphia organization in 1967 and played in 38 games with the Phillies in 1969 and 1970.
- After his playing career ended in 1973, was a coach and scout for Philadelphia before joining the Cubs.
- Reid, 71, and his wife Sherry, have a son, Brian (1/21/75), currently an area scout with the NY Mets, daughter, Lindsay (7/25/77), two grandsons, Jackson (9/9/04) and Cooper (11/26/06), and two granddaughters, Brennan (1/2/07) and Morgan (5/12/09).

BUSINESS OPERATIONS





RON COLANGELO

VICE PRESIDENT, COMMUNICATIONS

Enters his 27th year in professional sports and 10th season with the Tigers after joining the ballclub on June 16, 2008.

- Oversees strategic communications for the club's business and baseball operations departments.
- Works directly with ownership and corporate communications team, Group President of Sports and Entertainment, Executive Vice President of Baseball Operations and General Manager, Executive Vice President of Business Operations and management team on messaging and positioning for the organization.
- Responsible for day-to-day media and public relations and marketing communications driving business value for the club's marketing, digital, community and sales initiatives, and building brand equity beyond traditional media outlets.
- Recipient of 2017 Detroit Sports Media "Best of the Best" Award for public relations excellence.
- Developed framework and executed plan to bring first-ever global soccer match to Comerica Park and The District Detroit, AS Roma vs. Paris Saint-Germain as part of International Champions Cup.
- Is primary spokesperson on business and public affairs and crisis communications issues.
- Identifies storylines and creates original content that drive the club's narrative across broadcast and social platforms.
- Served as the Vice President of Public Relations for the NFL's New York Jets from 2002-07 where he was the club's spokesperson and responsible for communicating the team's image in the marketplace, collaborating with social media, marketing partnerships, ticket operations, broadcasting, and community and alumni relations.
- Spent six seasons with the Florida Marlins, serving as Vice President of Communications after his promotion from Director of Baseball Information and Publicity...directed media operations for the 1997 World Series Champions.
- Worked three seasons with the NHL's Florida Panthers...joined the club prior to their inaugural 1993 season as a media relations associate and developed programs and initiatives to introduce hockey to Southeast Florida.
- Began his career in Minor League baseball with the West Palm Beach Expos where he served as radio play-by-play announcer, while also overseeing media relations and sales from 1990-93.
- Earned a bachelor's degree in communications from William Paterson University...also attended Arizona State.
- Has run eight marathons, including Boston, Chicago, Los Angeles, Miami, New York City and San Diego.
- He and wife, Sandra, have a daughter, Catalina, a son, Nicolas, and he has a son, Ryan. They have two rescue dogs, Gigi and Pablo.



STEVE HARMS

VICE PRESIDENT, CORPORATE PARTNERSHIPS

Enters his 14th season with the Tigers organization after joining the club in October, 2004.

- Oversees all corporate sales/sponsorship efforts, including the corporate sales staff, sales and service...the corporate sales department is responsible for all Tigers advertising sales, including signage at Comerica Park, print publications, promotions, concession sponsorships and other revenue streams.
- Serves as the liaison with the Tigers media partners advertising sales departments.
- Prior to joining the Tigers, Harms served as president of The Harms Group, Inc., a sponsorship and marketing services consulting firm he founded in March of 2002.
- Joined the Detroit Lions in 1994 as the Executive Director of Marketing before being promoted to Vice President of Marketing and Sales and eventually Vice President of Corporate Sales and Sponsorships.
- Served as the Sponsorship Sales Manager for Palace Sports and Entertainment from 1991-94, selling advertising and sponsorships for the Pistons, Palace of Auburn Hills and Pine Knob Music Theater.
- Worked as Team Services Manager for NBA Properties from 1989-91, serving as a liaison between the NBA and NBA Properties with all teams on marketing and licensing matters...was also involved in the planning and implementation of two all-star games and two international NBA events in Rome and Barcelona.
- Served as a Ticket Sales Manager with the Detroit Pistons (1983-85) and the Milwaukee Bucks (1985-89), managing telemarketing ticket staffs in each role.
- Sits on the board of directors for the Arthritis Foundation, Michigan Market and is an active supporter of Ilitch Charities and JACK'S PLACE for Autism.
- Is a published author and playwright...debuted his first novel in 2017.
- He is a native of Brookfield, WI and is a graduate of the University of Wisconsin-LaCrosse.
- He and his wife, Lori, reside in Oxford, MI, and have two daughters, Lauren and Joelle.



MICHAEL HEALY

VICE PRESIDENT, PARK OPERATIONS

Enters his 13th full season with the Tigers after being named to his current position in October, 2005...oversees all areas of operations within Comerica Park.

- Responsibilities include facility maintenance and repairs, playing field maintenance, event personnel and operations, security, special event coordination and the integration of marketing and sales efforts within the ballpark.
- Prior to joining the Tigers, Healy served as the Vice President of Civic Relations and Event Logistics for Olympia Entertainment after spending the previous eight years in various roles as part of Ilitch Holdings.
- Appointed as the Tigers 2005 All-Star Week Liaison with Major League Baseball in July of 2004...he led the club's efforts in the preparation and execution of events during the 76th Major League Baseball All-Star Week at Comerica Park in July of 2005.
- Assists Major League Baseball special events during the All-Star Red Carpet Show each year after helping develop the program in Detroit prior to the 2005 MLB All-Star Game.
- Served as a board member on the host committee for Super Bowl XL and acted as the Ilitch Holdings Liaison for the event as it related to the company's properties, including Comerica Park, the Fox Theatre, Hockeytown Café, Joe Louis Arena and Cobo Arena.
- Elected President of Ilitch Charities in September, 2012 after serving as a Vice President on the Board of Directors since 2003.
- Is a member of the International Association of Venue Managers and the Stadium Managers Association.
- Is a graduate of Michigan State University with a bachelor of arts in communications with an emphasis in business.
- He and his wife, Debbie, reside in South Lyon, MI with their son, Preston (2/28/01).



ELAINE LEWIS

VICE PRESIDENT, COMMUNITY & PUBLIC AFFAIRS

Begins her 20th season with the Tigers, having joined the club in early 1999 to help orchestrate a successful opening of Comerica Park.

- Oversees all aspects of the club's public and community affairs department, including player and alumni relations, Tigers Wives, memorabilia donations, speakers bureau, Dreams Come True Program and Diverse Business Partners Program.
- Oversees the Detroit Tigers Foundation, the team's charity, which has given away over \$22 million in grants, Tigers tickets and scholarships since its inception in 2005.
- Is responsible for the Tigers Winter Caravan, a comprehensive community and media tour throughout the state of Michigan, parts of northern Ohio and southern Ontario, Canada.
- Plays a pivotal role in developing programs that encourage Detroit's youth to embrace the game of baseball, highlighted by the 2008 launch of Play Baseball Detroit, a program that has touched more than 125,000 youth.
- Oversees the development and execution of Memorial Day and September 11th remembrance ceremonies at the ballpark for hundreds of active duty service members and first responders.
- Spearheaded the Detroit Tigers Anti-Bullying Program, which was honored with the 2013 Commissioner's Award for Philanthropic Excellence.
- Is a board member of several organizations, including Ilitch Charities, Black Family Development, Detroit Public Safety Foundation and CATCH -- Sparky Anderson's Charity for Children...in addition, serves as a mentor for the Metro Detroit Women of Tomorrow Mentor and Scholarship Program.
- Earned an undergraduate degree in accounting from Wayne State University and a master's degree from Central Michigan University.
- Resides in northwest Detroit with her husband, Freman.



SCOT PETT

**VICE PRESIDENT,
TICKET & SUITE SALES**

Enters his seventh season in his current role and 18th season with the organization after joining the Tigers following the 2000 season.

- Oversees all aspects of Comerica Park's ticket sales and luxury suites, including sales, service and corporate relationships...is also responsible for supervising the club's fantasy camp efforts.
- In 2017, the Tigers had the ninth highest season ticket base in club history.
- Oversaw a successful partnership with MLB/Tickets.com to become the pilot club for league standard CRM system.
- In 2014, the Tigers had the fourth-highest season ticket base in franchise history and the sixth-highest attendance in club history.
- In 2013, the Tigers topped three million tickets sold for the fourth time in franchise history and recorded the second-highest season ticket base in club history.
- Promoted to Vice President, Suite Sales and Service during the 2008 season after serving the previous five seasons as the Director of Suite Sales and Service.
- Worked closely in the planning and creation of the Champions Club at Comerica Park, which opened in 2006 as the first luxury club suite in baseball, combining a game ticket, food and drink and parking all into one package.
- Joined the Tigers in November, 2000 as a sales and marketing executive after one season as a ticket sales executive with Palace Sports and Entertainment in Auburn Hills, MI, before being promoted to Suite Sales and Service Manager in January, 2002.
- Currently a member of the Association of Luxury Suite Directors and an active supporter of the Tigers Foundation.
- A graduate of the University of Iowa with a bachelor's degree in sports management.
- He and his wife, Joelle, reside in Troy, MI with their son, Jordan, and daughter, Kaylee.



STEPHEN QUINN

**VICE PRESIDENT,
FINANCE & ADMINISTRATION, CFO**

Was named to his current post in January of 1999 after serving since April, 1997 as Senior Director of Finance and Chief Financial Officer.

- Manages all financial activities related to the operation of the organization...also oversees human resources, information technology, concessions operations and the club's Lakeland business operation.
- Is a member of MLB's Insurance Task Force, working closely with other baseball financial executives in shaping industry wide insurance products.
- Came to the Tigers after four years as Vice President - Finance of Metrocell, Inc., a wireless communications specialty retailer.
- Prior work experience includes four years (1989-92) as a Senior Associate for Coopers & Lybrand.
- Born in Saginaw, MI...attended Bridgeport (MI) High School.
- Graduated from Albion (MI) College in 1989 with a degree in economics and management.
- Played two years on Albion's varsity football squad...was named an Albion College Fellow for his outstanding academic achievements.
- Is a member of the 1998-99 Leadership Detroit XX Class.
- Is a Certified Public Accountant.
- Is a member of the Wayne State University School of Medicine Board of Visitors.
- Serves on the Board of Directors of the Van Buren Public Schools Education Foundation as its treasurer.
- Enjoys water skiing and snowmobiling in his spare time.



ELLEN HILL ZERINGUE

**VICE PRESIDENT,
MARKETING**

Enters her 10th full season in her current role and 19th season with the organization after joining the Tigers prior to the 2000 season.

- Oversees all functions of the club's marketing and promotions departments, including print, broadcast and digital advertising, Tigers.com, multicultural marketing, special events, promotional giveaways and social media.
- Responsible for the development and execution of signature club events tailored to engage diverse audiences and drive group tickets sales including Pink Out the Park, Negro Leagues Weekend and ¡Fiesta Tigres!
- Promoted to her current position during the 2008 season after spending the previous six seasons as Director of Marketing...originally joined the Tigers as a marketing manager prior to the 2000 season.
- Prior to joining the Tigers, she served as the Director of Marketing for WMXD (MIX 92.3 FM) where she was responsible for the station's marketing, imaging and advertising strategies...she also managed special events and consumer relationship marketing during her seven years at WMXD.
- Served in a variety of roles during four years at Vaughn Marketing Consultants in Detroit, MI, last serving as the senior account executive...served as a Director for the 2005 Major League Baseball All-Star Game, overseeing Major League Baseball's FanFest at Cobo Arena.
- Nominated to represent the Tigers at the inaugural Major League Baseball Katharine Feeney Leadership Symposium
- Is a graduate of the Detroit Chamber of Commerce, Leadership Detroit Class XVIII...is a board member of the Karmanos Cancer Institute, the board chair and mentor for the Metro Detroit Women of Tomorrow Mentor and Scholarship Program, is co-chair of the Detroit Advisory Council for Figure Skating in Detroit, a member of the Michigan Chapter of the International Women's Forum and a member of the Detroit Symphony Orchestra's board of trustees.
- Is a graduate of the Inforum Center for Leadership's Executive Leadership program.
- Holds a bachelor's degree in English from Spelman College in Atlanta, GA and is a member of the college's alumni association.
- She and her husband, Anthony, reside in Huntington Woods, MI.



TIGERS FRONT OFFICE



MARILYN ACEVEDO
Minor League Operations
Administrative Assistant



DAVID ALLENDE
Baseball Video
Operations Assistant



DAN AMATO
Business
Analyst



GRANT ANDERSON
Senior Director,
Ticket Services



MATT ANDRUS
Client Services
Representative



ALAN AVILA
Assistant Counsel,
Baseball Operations



JORDEN BAGLEY
New Business
Representative



MONICA BASIL
Accounts Receivable
Coordinator



MIKE BAUER
Director,
Event Operations



ASHLEY BAUGHMAN
Authentic
Coordinator



KIRIL BAYOFF
Park Operations
Coordinator



ROBERT BEESLEY
Ballpark Operations
Assistant



COREY BELL
Senior Account Executive,
Group Sales



DONNA BERNARDO
Community Affairs
Administrative Assistant



DEANDRE BERRY
Director, Purchasing &
Supplier Diversity



ANDY BJORNSTAD
Baseball Video
Operations Coordinator



BETSY BOUILLON
New Business
Senior Executive



DONALD BROWN
New Business
Senior Executive



ZACH BUREK
Lakeland
General Manager



MIKE BURGER
Senior Database
Architect



SOULA BURNS
Corporate Partnerships
Sales Manager



SCOTT CALKA
Box Office
Administrator



JESSICA CANFIELD
Client Services
Representative



MARK CAVE
Assistant Clubhouse
Manager



MARK CEBELAK
Payroll
Administrator

TIGERS FRONT OFFICE



NORMAN CHAMBERS
Housekeeping
Supervisor



ROSA CHAVEZ
Box Office
Administrator



AMY CHURCHILL
Ticket Sales
Coordinator



JOE CLASMAN
High Volume
Account Executive



JIM CLEARY
Group Sales
Executive



SHAUN COLBURN
New Business
Senior Executive



JERRY CONNORS
Director,
Security



FRANK CORDOVA
Box Office
Administrator



CHAD CRUNK
Director,
Media Relations



ADAM DAILY
Trackman/Analytics
Coordinator



JIM DARROW
Director, Information
Technology



KELSEY DECKER
Suite Sales & Services
Coordinator



MICHAEL DEMAND
Community Affairs
Coordinator



GARY DOBROWOLSKI
Security
Manager



ANDREW DUPONT
Scoreboard
Producer/Editor



WESLEY EASLEY
Ballpark Operations
Assistant



RYAN EASON
Lakeland Box
Office Manager



BEN FIDELMAN
Media Relations
Coordinator



JORDAN FIELD
Director, Player Relations &
Detroit Tigers Foundation



MICHELLE FIELDS
Client Services
Senior Executive



GAGE FLANERY
Park Operations Project
Coordinator



KAREN FLETCHER
Cafeteria
Supervisor



SHANNON FOLLETT
Lakeland Administration &
Operations Manager



HEATHER FORRESTER
Group Sales
Representative



STEVE FOX
Director,
Ticket Sales

FRONT OFFICE



TIGERS FRONT OFFICE



COURTNEY FOYT
Graphic Designer



STAN FRACKER
Director, Broadcasting & In-Game Entertainment



RYAN FREDERICK
New Business Representative



TOM FREISMUTH
Box Office Administrator



SHUNTA GOODMAN
Housekeeping Supervisor



KARA GRABOWSKI
Box Office Administrator



MICHAEL GRAHAM
Ballpark Operations Assistant



NOLAN GREIV
Park Operations Coordinator



DAN GRIESBAUM
Manager, Suite Sales and Services



KAREN GRUCA
Senior Director, Human Resources



THEO HAGAN
New Business Representative



JUSTIN HANNING
Engineering Services Manager



MARC HIMELSTEIN
Director, Authentics



JEREMY HOSTETTER
Group Sales Senior Executive



RACHEL HUSTON
Client Services Representative



KAN IKEDA
Assistant Minor League Video Coordinator



PETER JANNETTA
Ballpark Operations Assistant



STEPHANIE JENKINS
Payroll Coordinator



ASHLEY JONES
Guest Services Manager



DREW JORDAN
Analyst, Baseball Operations



KRISTIN JORGENSEN
Financial Analyst



COURTNEY KAPLAN
Community Affairs Manager



GWEN KEATING
Medical Services Coordinator



CAITLIN KELLY
Event Services Manager



ADAM KLEIN
Ticket Services Manager

TIGERS FRONT OFFICE



KAITLIN KNUTSON
Sponsorship Services
Manager



HALEY KOLFF
Promotions & Special
Events Manager



KELLI KOLLMAN
Senior Director,
Finance



BRIAN KRAJEWSKI
Ballpark Operations
Assistant



PAUL KUSTRA
Mail Services
Coordinator



JOE LANDA
New Business
Executive



JESSICA LANGOLF
Sponsorship Services
Coordinator



DAN LAUER
Lakeland Assistant
General Manager



KATE LAURA
Box Office
Administrator



CANDICE LENTZ
Internal Audit
Manager



DWAIN LEWIS
Director,
Group Sales



JERRY LEWIS
Director,
Fantasy Camps



MARCUS LEWIS
Ballpark Operations
Assistant



STEPHEN LOGSDON
Client Services
Representative



JIM LOGUE
Manager,
Baseball Analytics



BRYAN LOOR-ALMONTE
Bilingual Media Relations
Coordinator



ALEX LOVACHIS
Senior Producer &
Scoreboard Produc



JEFF LUTZ
Assistant Director,
Ticket Sales



MARTY LYON
Executive Assistant to the EVP,
Baseball Operations & GM



TOM MACEACHERN
Database
Architect



RICO MATA
Technology
Specialist



KENDALL MAXWELL
Scoreboard
Producer Editor



JESSICA McCABE
Ticket Systems
Administrator



JIM MCKEWE
Minor League
Video Coordinator



MIKE MOORMAN
Security
Manager



TIGERS FRONT OFFICE



ERIN MORRIS
Promotions & Special
Events Coordinator



JANET MORRIS
Cafeteria
Supervisor



SKYLAN MORRIS
Promotions & Special
Events Coordinator



RON MYERS
Director, Lakeland
Operations



SAM NASCI
Amateur Scouting
Video Coordinator



ALLEN NESBITT
Ballpark
Electrician



MAGGIE O'HARA
Analyst, Baseball
Operations



KYLE PICKENS
Assistant
Groundskeeper



SHANE PIESIK
Analyst, Baseball
Operations



BRET PRICE
New Business
Executive



NICK RADJEWSKI
Ballpark
Electrician



SHEILA ROBINE
Accounting Manager &
Tresury Analyst



ASHLEY ROBINSON
Foundation
Coordinator



DAN ROSS
Clubhouse
Assistant



DAN RUCINSKI
Ballpark Operations
Assistant



JESSICA RUDDY
Group Sales
Executive



PATRICK SAENZ
Lakeland Clubhouse
Manager



JEFF SANDERS
Suite Sales &
Services Manager



KELLY SHADDOCK
Marketing & Promotions
Administrative Coordinator



CAROLYN SHANKS
Group Sales
Senior Executive



CASEY SHAUMAN
Group Sales
Coordinator



KELSEY SHUCK
Human Resources
Coordinator



TINA SIDNEY
Accounting Administrative
Assistant



BRIAN SKIPINSKI
Director,
Park Operations



MAC SLAVIN
Digital & Social
Media Specialist

TIGERS FRONT OFFICE



BRENNAN SOCHA
Client Services
Representative



MATT SONEFELD
Scoreboard Producer
Editor



MATT SOULLIERE
Technology
Specialist



MATT STEPNES
Corporate Partnerships
Sales Manager



KEVIN SUCHER
CRM & Database
Manager



EILEEN SURMA
Executive Assistant to the
Assistant GMs



SARAH SUTTON
Park Operations
Administrative Coordinator



DEBRA SWORD
Accounts Payable
Coordinator



COREY THOMAS
Corporate Partnerships
Account Executive



DAVE THOMPSON
Group Sales
Executive



PEGGY THOMPSON
Executive Assistant to the
EVP, Business Operations



KURT TIESMAN
Corporate Partnerships
Sales Director



AUBREY TOPPER
Ticket Services
Manager



DANNY VARGOVICK
Analyst, Baseball
Operations



RYAN VROOMAN
Ticket Services
Manager



RON WADE
Director,
Marketing



MARIA WALLS
Lakeland
Receptionist



JANET WARE
Switchboard
Operator



BRANDON WEINGARTZ
Park Operations
Manager



JOE WENZEL
Ballpark Operations
Assistant



ADAM WEXLER
Systems/LAN
Administrator



JOHN WOLSKI
Corporate Partnerships
Sales Director



MICHELE WYSOCKI
Media Relations
Coordinator



ELLYN YURGALITE
Sponsorship Services
Coordinator

FRONT OFFICE

We are a true baseball family. Within the Minor Leagues, my daughter works in promotions, my husband was a groundskeeper and I am a merchandise manager. My husband experienced a life changing medical event that has left him with little hope to ever return to his job. The Baseball Assistance Team kept us from losing our home. I honestly don't know what I would have done without them!

We are Minor League Club Employees

We are part of the Baseball Family

We are B.A.T. grant recipients



The Baseball Assistance Team provides members of the Baseball Family with medical, financial and psychological assistance through charitable contributions from corporations, foundations and individuals. If you know of a member of the Baseball Family in need of assistance please contact B.A.T. at 866-605-4594. All grants are confidential.



Connect with us on Facebook and Twitter
www.baseballassistanceteam.com

TIGERS IN THE COMMUNITY





DETROIT TIGERS IN THE COMMUNITY



The Detroit Tigers organization is committed to providing a caring and enduring presence in our community, and believe in the need to invest in our region's future. Through the Detroit Tigers Foundation and Tigers community affairs initiatives, the club supports thousands of deserving individuals and organizations in the greater Detroit area with a focus on youth, education and recreation.



DETROIT TIGERS FOUNDATION

Established in 2005, the Detroit Tigers Foundation is an affiliate of Ilitch Charities, a 501(c)(3) public charity. The Foundation's mission is to enhance lives through the game of baseball. Since its inception, the Foundation has awarded nearly \$22 million in grants, Tigers tickets and scholarships with a focus on youth, education and recreation. For more information on the Foundation and the team's many other charitable activities, visit www.detroittigersfoundation.com.



PLAY BASEBALL DETROIT

A love of baseball runs deep in the veins of the metro Detroit area. The Detroit Tigers do their part to carry on this beloved tradition by developing young athletes in our community through Play Baseball Detroit. The program includes a host of initiatives to engage children in baseball, such as equipment donations, field maintenance, school rallies, baseball skills clinics, competitive tournaments and an online team registration program. Play Baseball Detroit is funded by the Detroit Tigers Foundation and has served over 126,000 youth since 2008.

GLOVES FOR KIDS

Together with Entercom Detroit and FOX Sports Detroit, the Tigers call upon our community to donate gently-used baseball/softball equipment to support youth leagues in our area. Since the program's inception, Gloves for Kids has collected and distributed nearly 20,000 pieces of equipment in and around Detroit.

TINY TIGERS

Tiny Tigers is a Tee Ball and Junior Baseball program in partnership with Detroit Police Athletic League (PAL) for children ages 4-8. Since 2008, Tiny Tigers has served nearly 5,300 youth.

BASEBALL FUNDAMENTALS

The Baseball FUNDamentals program builds children's excitement for the game of baseball through high-energy school rallies, player appearances and coaching clinics. The FUNDamentals program has served nearly 30,000 children since 2008.

TEAM TIGERS

Team Tigers is an online registration and reward program. By registering at Tigers.com, youth teams receive resources and tools to help them succeed, including baseball equipment, Tigers game tickets, wristbands and training manuals. In addition, Team Tigers members are eligible to nominate a coach or volunteer for the Team Tigers Coach of the Year Award and Play Baseball Detroit Champion Award.



FIELD RENOVATIONS

The Detroit Tigers Foundation brings new life to baseball, softball and tee ball fields weathered by time, financial hardship and neglect. Field Renovation projects create safe and playable diamonds for the youth of our community. Over 75 fields have been improved in cities across Michigan due to efforts of this program.

50/50 RAFFLE

The 50/50 raffle program was developed in 2008 during an effort to raise funds in partnership with select local charities. Since its inception, over \$3.3 million has been split between charitable organizations and lucky winners.

AUTOGRAPHS FOR A CAUSE

In an effort to support the greater Detroit community, Tigers players partner with the Detroit Tigers Foundation in a program called Autographs for a Cause. Through this program, players sign baseball cards in exchange for a donation to the Detroit Tigers Foundation - the club's official charity. Tigers players match donations made, and funds raised are contributed to charitable organizations to support causes identified by the players. For more information visit www.tigers.com/autographsforacause.



TIGERS IN THE COMMUNITY

DETROIT TIGERS ARMED FORCES GAME BALL DELIVERY

On select days, a member of the Armed Forces who has recently returned from deployment delivers the game ball to the pitcher's mound in front of the crowd at Comerica Park. The game ball delivery is a symbol of appreciation for the men and women who serve our country.

AUTOGRAPHED MEMORABILIA DONATION PROGRAM

Each year, nearly 1,500 charitable organizations benefit from in-kind donations from the Tigers, including autographed memorabilia and unique experience packages.

TICKET DONATION PROGRAM

The Tigers organization donates over 200,000 tickets each year to groups throughout Michigan, northern Ohio and southern Ontario, Canada to allow charitable and other deserving groups the opportunity to enjoy Tigers baseball at Comerica Park.

HOST A JEANS DAY

What is better than cheering for the Detroit Tigers? Cheering for them in your jeans! Help the Detroit Tigers Foundation support youth baseball by participating in a jeans day at your office. Can't wear jeans to work or already wear jeans in your office? Instead, wear sneakers, Detroit Tigers team apparel or come up with a fun theme for the work day! For more information call 313-471-2113.



EDUCATION

The Detroit Tigers recognize outstanding students and support education through many programs, including:

- **School Incentive Program:** The Tigers encourage students to get involved in leadership-building activities, ranging from safety patrol to maintaining perfect attendance. Annually, over 12,000 students attend a Tigers game at Comerica Park in recognition of their successes.
- **Jackie Robinson Art, Essay and Poetry Contest:** Each year, the Tigers invite local students to participate in the Art, Essay and Poetry contest by expressing themselves through these creative avenues. Students capture Robinson's spirit, and his tremendous impact on society. Winning students are honored in a special pregame ceremony.
- **Willie Horton Scholarship:** The Detroit Tigers Foundation is proud to endow an annual scholarship in honor of 1968 World Series champion Willie Horton. Each year, a \$5,000 scholarship is awarded by a graduating senior from Detroit's Northwestern High School, Horton's alma mater. Recipients of the scholarship are students who have displayed a high level of commitment to academics, leadership, character development and volunteerism.



- **Miguel Cabrera Scholarship:** In 2016, Tigers first baseman Miguel Cabrera and his wife, Rosangel, partnered with the Detroit Tigers Foundation to establish the Miguel Cabrera Family Scholarship Fund, a permanent endowment with the Community Foundation for Southeast Michigan. The scholarship is intended for first generation college students from Michigan or Florida.



TIGERS WINTER CARAVAN

For a few special days each January, Tigers players, coaches, broadcasters and front office staff hit the road for the Tigers Winter Caravan to visit fans throughout the state of Michigan. The event provides opportunities to promote Tigers baseball prior to each season. The annual Tigers Winter Caravan makes nearly 40 stops over two days, touching the lives of thousands of Tigers fans. While supporting numerous communities and organizations, Tigers personnel can be found reading to children, spending time with kids in the hospital and visiting local firehouses and police stations.

TIGERS DREAMS COME TRUE


For fans facing life-threatening illness, their wish may be a special visit in the hospital from a Tigers player or coach, to meet a player and watch batting practice from the field or hang out with PAWS. The Tigers make these dreams a reality through the Dreams Come True program.

TIGERS WIVES

Tigers Wives are an integral part of the Tigers community outreach programs. From participating in the Komen Detroit Race for the Cure, to serving meals from the Salvation Army Bed & Bread Truck, visiting children in local hospitals, and manning the phones for the club's annual Broadcast Auction, the Tigers Wives are always giving back to the local community.

MANAGER & COACHING STAFF



15

RON
GARDENHIRE

BT: R TH: R BORN: 10/24/1957 IN BUTZBACH, WEST GERMANY

MANAGER

Opening Day Age: 60

Former Position: Infielder

Residence: Ft. Myers, FL

Signed Through: 2020

A veteran of 25 seasons of managing and coaching experience at the Major League level, Gardenhire was named the 38th manager in Tigers history on October 20, 2017.

- Enters the 2018 season ranked ninth among active managers, and 54th in Major League Baseball history with 1,068 victories.
- Spent the 2017 season as the bench coach for the Arizona Diamondbacks, who captured a National League Wild Card spot and advanced to the National League Division Series.
- Served as a Special Assistant to the General Manager in 2016 with Minnesota.
- Was a member of the Minnesota Twins Major League coaching staff from 1991-2014, including serving as manager from 2002-14.
- Is the winningest manager in Twins history, posting a record of 1,068-1,039 (.507) over his 13 seasons...is one of 10 managers in baseball history to win 1,000-or-more games with a single team.
- Guided the Twins to six postseason appearances (2002-04, 2006, 2009-10), including a berth in the 2002 American League Championship Series...was the first manager in MLB history to guide his team to the postseason in six of his first nine seasons.
- Was the fourth manager in MLB history to begin his managerial career with three consecutive first-place finishes (2002-04), joining Larry Dierker (Astros, 1997-99), Ralph Houk (Yankees, 1961-63) and Hughie Jennings (Tigers, 1907-09).
- Became the first American League manager to finish in first place in each of his first three years as manager of a team since Dick Williams with Oakland from 1971-73.
- Named the BBWAA American League Manager of the Year in 2010...also finished runner-up for the honor on five occasions.
- Prior to taking over as Twins manager in 2002, served in various roles on Minnesota's coaching staff from 1991-2001...was the third base coach on the Twins' 1991 World Series Championship club.
- Before joining the Twins coaching staff, he spent three seasons as a manager at the Minor League level, managing Single A Kenosha in 1988 and Double A Orlando in 1989-90...was named the Southern League Co-Manager of the Year in 1990 by *Baseball America*.
- Played five Major League seasons for the Mets from 1981-85, hitting .232 (165x710) with four home runs and 49 RBI in 285 games.
- Made his Major League debut on September 1, 1981, and collected his first career hit, a single, off of Hall of Famer Bruce Sutter on September 11, 1981 at St. Louis.
- Hit his first Major League home run on June 29, 1982 at Montreal off Ray Burris.
- Originally drafted by the New York Mets in the sixth round of the June 1979 MLB First-Year Player Draft.
- Attended Paris (TX) Junior College and the University of Texas, majoring in physical education...set a Longhorn record with 10 RBI on March 5, 1978 vs. Arkansas...was a captain and All-Conference shortstop in his senior year, leading Texas to the Southwest Conference championship and a fourth place finish in the College World Series.
- He and his wife, Carol, reside in Ft. Myers, FL...the couple has three children, Tiffany, Tara and Toby...Toby was drafted by the Twins in the 38th round of the 2002 MLB Draft and 41st round of the 2005 MLB Draft and is currently the manager for Single A Cedar Rapids in Minnesota's Minor League system.

ALL-TIME MANAGERIAL WINS

Rank	Name	Wins
45.	Lou Boudreau	1,162
46.	John McNamara	1,160
47.	Tom Kelly	1,140
48.	Frankie Frisch	1,138
49.	Art Howe	1,129
50.	Clint Hurdle	1,118
51.	Danny Murtaugh	1,115
52.	Ned Yost	1,086
53.	Joe Maddon	1,073
54.	Ron Gardenhire	1,068

MOST WINS IN BASEBALL HISTORY WITH A SINGLE TEAM

Name	Club	Wins	Name	Club	Wins
Connie Mack	A's	3,731	Earl Weaver	Orioles	1,480
John McGraw	Giants	2,763	Tom Kelly	Twins	1,140
Walter Alston	Dodgers	2,040	Danny Murtaugh	Pirates	1,115
Tommy Lasorda	Dodgers	1,599	Ron Gardenhire	Twins	1,068
Mike Scioscia	Angels	1,570	Red Schoendienst	Cardinals	1,041



RECORD AS A MANAGER

Year	Club	League	W	L	Pct.	Position	Games +/-
1988	Kenosha	Midwest	81	59	.579	1st/2nd	---
1989	Orlando	Southern	79	65	.549	1st	---
1990	Orlando	Southern	85	59	.590	1st	---
2002	Minnesota	American	94	67	.584	1st	+13.5
2003	Minnesota	American	90	72	.556	1st	+4.0
2004	Minnesota	American	92	70	.568	1st	+9.0
2005	Minnesota	American	83	79	.512	3rd	-16.0
2006	Minnesota	American	96	66	.593	1st	+1.0
2007	Minnesota	American	79	83	.488	3rd	-17.0
2008	Minnesota	American	88	75	.540	2nd	-1.0
2009	Minnesota	American	87	76	.534	1st	+1.0
2010	Minnesota	American	94	68	.580	1st	+6.0
2011	Minnesota	American	63	99	.389	5th	-32.0
2012	Minnesota	American	66	96	.407	5th	-22.0
2013	Minnesota	American	66	96	.407	4th	-27.0
2014	Minnesota	American	70	92	.432	5th	-20.0
MINOR LEAGUE TOTALS			245	183	.572	(Three Seasons)	
MAJOR LEAGUE TOTALS			1,068	1,039	.507	(13 Seasons)	

RECORD AS A PLAYER

Year	Club	AVG	G	AB	R	H	TB	2B	3B	HR	RBI	SH	SF	HB	BB	SO	SB	CS	OBP	SLG	E
1979	Lynchburg	.296	70	277	36	82	113	13	3	4	27	9	1	0	21	45	9	5	.344	.408	21
1980	Jackson	.258	127	458	58	118	164	16	6	6	64	6	4	4	45	68	13	9	.327	.358	41
1981	Tidewater	.254	125	414	52	105	144	17	8	2	40	6	4	2	28	61	28	12	.301	.348	33
	New York (NL)	.271	27	48	2	13	14	1	0	0	3	0	0	0	5	9	2	2	.340	.292	2
1982	New York (NL)	.240	141	384	29	92	120	17	1	3	33	12	5	0	23	55	5	6	.279	.313	29
1983	Tidewater	.287	102	387	63	111	155	20	6	4	39	5	2	2	34	54	9	7	.346	.401	27
	New York (NL)	.063	17	32	1	2	2	0	0	0	1	0	0	0	1	4	0	0	.091	.063	0
1984	New York (NL)	.246	74	207	20	51	63	7	1	1	10	1	1	0	9	43	6	1	.276	.304	12
1985	Tidewater	.211	22	71	3	15	20	2	0	1	10	0	0	0	6	13	0	2	.273	.282	5
	New York (NL)	.179	26	39	5	7	11	2	1	0	2	2	0	0	8	11	0	0	.319	.282	4
1986	Tidewater	.276	96	323	41	89	119	10	4	4	33	5	1	0	44	48	11	5	.361	.368	19
1987	Portland	.272	117	389	49	106	148	16	4	6	50	2	3	1	45	70	1	1	.347	.380	5
MINOR LEAGUE TOTALS		.270	659	2319	302	626	863	94	31	27	263	33	15	9	223	359	71	41	.334	.372	150
MAJOR LEAGUE TOTALS		.232	285	710	57	165	210	27	3	4	49	15	6	0	46	122	13	9	.277	.296	47



38

RICK ANDERSON

BT: R TH: R BORN: 11/29/1956 IN EVERETT, WA

BULLPEN COACH

Opening Day Age: 61 Residence: Ft. Myers, FL

Former Position: Pitcher

- Enters his first season as the Tigers bullpen coach after being named to the position on November 2, 2017.
- Served as the pitching coach for the Minnesota Twins from 2002-14...over his 13 seasons in Minnesota, the Twins issued the fewest walks among all Major League clubs with 5,462 walks, which were 674 fewer walks issued than the second place team (St. Louis, 5,719 walks).
 - During his tenure in Minnesota, the Twins advanced to the postseason six times, including three consecutive seasons from 2002-04.
 - Guided Johan Santana to the American League Cy Young Award in 2004 and 2006, while Joe Nathan won the Rolaids Relief Man of the Year Award in 2009.
 - Prior to joining the Twins Major League coaching staff, Anderson served as a pitching coach for several Minor League teams, including Triple A Salt Lake (1995-2002), Double A Nashville (1993-94), Single A Kenosha (1990-92) and Rookie-level Sarasota (1989).
 - Played 11 seasons in professional baseball, including parts of three seasons in the Major Leagues...in 28 career Major League appearances, including 10 starts, he had a 4-4 record with a 4.75 ERA (96.2IP/51ER) and 42 strikeouts.



2018 TIGERS

- Made his Major League debut on June 9, 1986 vs. Philadelphia and recorded his first Major League win on August 6, 1986 at Chicago (NL)...picked up his only Major League save on August 10, 1986 at Montreal.
- Originally drafted by the New York Mets in the 24th round of the June 1978 MLB First-Year Player Draft.
- He and his wife, Rhonda, have two daughters, Cortnie and Ashley, and one son, Ricky...they reside in Ft. Myers, FL in the offseason.

RECORD AS A PLAYER

Year	Club	W-L	ERA	G	GS	CG	SHO	SV	IP	H	AB	R	ER	HR	HB	BB	SO	WP	BK	AVG
1978	Little Falls	2-3	2.25	14	2	1	0	3	40.0	48	---	25	10	1	0	20	40	4	0	.286
1979	Jackson	8-11	3.85	25	21	7	1	0	131.0	124	---	72	56	5	3	43	71	4	0	.240
1980	Tidewater	1-3	3.83	14	0	0	0	1	40.0	36	---	18	17	4	0	15	25	0	0	.231
	Jackson	3-2	3.23	25	1	0	0	4	64.0	57	---	24	23	7	1	17	48	1	1	.229
1981	Tidewater	3-5	3.34	37	0	0	0	3	89.0	68	---	34	33	3	1	45	41	2	0	.203
1982	Tidewater	4-2	3.26	31	0	0	0	2	80.0	84	---	35	29	6	0	23	49	2	0	.259
1983	Jackson	5-1	3.59	13	12	1	0	1	77.2	77	---	40	31	7	4	29	48	2	0	.247
	Tidewater	2-1	4.05	15	1	0	0	2	40.0	37	---	19	18	1	0	22	23	2	0	.236
1984	Tidewater	6-9	3.38	26	17	3	1	3	130.1	118	---	59	49	9	1	48	93	3	1	.236
1985	Tidewater	6-3	1.98	48	2	0	0	7	95.1	79	---	28	21	3	0	33	54	2	1	.242
1986	Tidewater	7-2	2.68	22	8	1	1	0	84.0	76	---	26	25	8	0	16	56	1	0	.217
	New York (NL)	2-1	2.72	15	5	0	0	1	49.2	45	---	17	15	3	0	11	21	1	1	.245
1987	Omaha	6-5	4.52	15	14	0	0	0	79.2	94	---	44	40	9	3	22	47	6	0	.281
	Kansas City	0-2	13.85	6	2	0	0	0	13.0	26	---	22	20	3	2	9	12	0	0	.394
1988	Omaha	7-4	2.62	14	14	4	2	0	99.2	92	---	37	29	5	3	23	54	0	0	.235
	Kansas City	2-1	4.24	7	3	0	0	0	34.0	41	---	17	16	3	1	9	9	1	0	.308
MINOR LEAGUE TOTALS		60-51	3.26	299	92	17	5	26	1050.2	990	---	461	381	68	16	356	609	29	15	---
MAJOR LEAGUE TOTALS		4-4	4.75	28	10	0	0	1	96.2	112	---	56	51	9	3	29	42	2	1	.292



29

CHRIS BOSIO

BT: R TH: R BORN: 4/3/1963 IN CARMICHAEL, CA

PITCHING COACH

Opening Day Age: 54

Residence: Phoenix, AZ

Former Position: Pitcher

Begins his first season as the Tigers pitching coach after being named to the position on November 2, 2017.

- Spent the previous six seasons as the pitching coach for the Chicago Cubs...in his six seasons in Chicago, helped the Cubs to the 2016 World Series championship and the 2015 and 2017 National League Championship Series.
- From 2015 through the end of the 2017 season, he guided the Cubs pitching staff to the Major League's lowest ERA (3.49), opponent OPS (.670) and opponent batting average (.228).
- Under his guidance, Jake Arrieta was named the 2015 National League Cy Young Award winner, while Jon Lester and Kyle Hendricks finished second and third, respectively, in the 2016 National League Cy Young vote...Hendricks won the 2016 MLB ERA title, making him the first Cub to earn that distinction since Bill Lee in 1938.
- Worked as an advance scout for Milwaukee in 2010-11 before taking over as pitching coach at Triple A Nashville in June 2011.
- In 2009, served as Nashville's pitching coach and directed the Sounds staff to the lowest ERA in the Pacific Coast League...joined the Brewers Major League coaching staff late in the season as interim pitching coach.
- Joined the Cincinnati Reds organization in 2008, serving as pitching coach for Double A Chattanooga.
- Prior to joining the Reds, coached two seasons for Lawrence University in Appleton, WI, first as the school's pitching coach and then as interim manager in 2006-07.
- From 2004-05, was the assistant pitching coach at the University of Wisconsin-Oshkosh.
- Became a coach at the Major League level in 2003, serving as the pitching coach for Tampa Bay.
- For three seasons prior to his stint with the Devil Rays, worked as a special assignment pitching coach in Seattle's organization...duties included time as Triple A Tacoma's pitching coach in 2001.
- Originally drafted by the Milwaukee Brewers in the second round of the January 1982 Secondary Phase Draft, Bosio pitched in all or part of 11 Major League seasons with Milwaukee (1986-92) and Seattle (1993-96).
- Compiled a 94-93 career record with a 3.96 ERA (1710.0IP/753ER) and 1,059 strikeouts in 309 games, including 246 starts.



- Tossed the second no-hitter in Mariners history on April 22, 1993 vs. Boston.
- Named Milwaukee's Most Valuable Pitcher in 1989 after finishing fourth in the American League with 173 strikeouts, and tied for fourth with eight complete games.
- He and his wife, Heather, have five children, Jensen, Jace, Madison, Anthony and Mason...they reside in Phoenix, AZ in the offseason.

RECORD AS A PLAYER

Year	Club	W-L	ERA	G	GS	CG	SHO	SV	IP	H	AB	R	ER	HR	HB	BB	SO	WP	BK	AVG
1982	Pikeville	3-2	4.91	13	3	2	1	1	51.1	60	---	31	28	2	6	17	53	9	1	---
1983	Paintsville	2-2	2.84	7	7	2	1	0	44.1	30	---	18	14	3	4	18	43	0	0	---
	Beloit	3-10	5.60	17	17	3	0	0	107.2	125	---	82	67	9	4	41	71	8	1	---
1984	Beloit	17-6	2.73	26	26	11	2	0	181.0	159	---	83	55	12	5	56	156	17	4	---
1985	El Paso	11-6	3.82	28	25	6	1	2	181.1	186	---	108	77	14	4	49	155	4	5	---
1986	Vancouver	7-3	2.28	44	0	0	0	16	67.0	47	---	18	17	1	0	13	60	0	0	---
	Milwaukee	0-4	7.01	10	4	0	0	0	34.2	41	140	27	27	9	0	13	29	2	1	.293
1987	Milwaukee	11-8	5.24	46	19	2	1	2	170.0	187	677	102	99	18	1	50	150	14	2	.276
1988	Denver	1-0	3.86	2	2	1	0	0	14.0	13	---	6	6	0	0	4	12	1	0	---
	Milwaukee	7-15	3.36	38	22	9	1	6	182.0	190	710	80	68	13	2	38	84	1	2	.268
1989	Milwaukee	15-10	2.95	33	33	8	2	0	234.2	225	905	90	77	16	6	48	173	4	2	.249
1990	Beloit#	0-0	3.00	1	1	0	0	0	3.0	4	---	2	1	0	0	1	2	0	1	---
	Milwaukee	4-9	4.00	20	20	4	1	0	132.2	131	508	67	59	15	3	38	76	7	0	.258
1991	Milwaukee	14-10	3.25	32	32	5	1	0	204.2	187	766	80	74	15	8	58	117	5	0	.244
1992	Milwaukee	16-6	3.62	33	33	4	2	0	231.1	223	878	100	93	21	4	44	120	8	2	.254
1993	Seattle	9-9	3.45	29	24	3	1	1	164.1	138	602	75	63	14	6	59	119	5	0	.229
1994	Seattle	4-10	4.32	19	19	4	0	0	125.0	137	495	72	60	15	2	40	67	4	0	.277
1995	Seattle	10-8	4.92	31	31	0	0	0	170.0	211	675	98	93	18	5	69	85	10	0	.313
1996	Lancaster	0-0	1.12	2	2	0	0	0	8.0	6	---	3	1	0	0	0	7	0	0	---
	Everett	0-0	2.25	1	1	0	0	0	4.0	3	---	1	1	0	0	0	8	0	0	---
	Tacoma	0-0	0.00	2	1	0	0	0	4.0	2	---	0	0	0	0	0	3	0	0	---
	Seattle	4-4	5.93	18	9	0	0	0	60.2	72	241	44	40	8	4	24	39	1	0	.299
1997	GCL Red Sox	0-0	0.00	2	2	0	0	0	5.0	2	---	0	0	0	0	2	4	0	0	---
	Sarasota	0-0	1.93	1	1	0	0	0	4.2	6	---	2	1	0	0	0	5	0	0	---
MINOR LEAGUE TOTALS		44-29	3.57	146	88	25	5	19	675.1	643	---	354	268	41	23	201	579	39	12	---
MAJOR LEAGUE TOTALS		94-93	3.96	309	246	39	9	9	1710.0	1742	6597	835	753	162	41	481	1059	61	9	.264



25

DAVE CLARK

BT: L TH: R BORN: 9/3/1962 IN TUPELO, MS

THIRD BASE COACH

Opening Day Age: 55
 Former Position: Outfielder

Residence: Collierville, TN

The 2018 season will mark Clark's fifth season as the club's third base coach / outfield instructor...originally joining the Tigers coaching staff as Brad Ausmus' third base coach on November 6, 2013.

- Under his tutelage, J.D. Martinez ranked tied for third in the American League in 2015 with 15 outfield assists, which were the most by a Tigers outfielder since 2002, while he was seventh in the American League with a .993 fielding percentage.
- Prior to joining the Tigers, he spent five seasons with the Houston Astros, as their first base coach (2013) and third base coach (2009-12).
- Served as the Astros interim manager for the final 13 games of the 2009 season...also managed the Lacey Tigers in the Dominican Winter League from 2010-11.
- Spent six seasons as a Minor League manager (2003-2008), winning two league titles, while twice being named Manager of the Year.
- Began his coaching career in 2000 as the hitting coach for the Triple A Nashville Sounds...also spent two seasons (2001-02) as the Pirates Major League hitting coach.
- Played 13 seasons at the Major League level with the Indians (1986-89), Cubs (1990, 1997), Royals (1991), Pirates (1992-96), Dodgers (1996) and Astros (1998).
- Originally selected by the Cleveland Indians in the first round (11th overall) of the 1983 MLB First-Year Player Draft.
- Graduated from Jackson (MS) State University where he was the team's MVP and top hitter in both 1982 and 1983...inducted into the Jackson State Sports Hall of Fame in November, 2000.



2018 TIGERS

- His brother, Louis, played seven years in the NFL with Seattle (1987-93) and Green Bay (1994) and currently serves as the senior director of pro personnel for the Los Angeles Chargers.
- Participated in the Tigers Winter Caravan and TigerFest, actively participates in the Detroit Tigers Autographed Memorabilia Donation program and Play Baseball Detroit, participated in the pregame

RECORD AS A MANAGER

Year	Club	League	W	L	Pct.	Position	Games +/-
2003	Lynchburg	Carolina	37	28	.569	First-1st Half	+1.5
			39	31	.557	Second-2nd Half	-3.0
2004	Hickory	South Atlantic	39	30	.565	Second-1st Half	-1.5
2005	Corpus Christi	Texas	64	76	.467	Seventh	-14.0
2006	Corpus Christi	Texas	76	63	.547	Third	-2.0
2007	Corpus Christi	Texas	67	73	.479	Sixth	-18.0
2008	Round Rock	Pacific Coast	64	79	.448	Fourth	-11.5
2009	Houston	National	4	9	.308	Fifth	-17.0
MINOR LEAGUE TOTALS			506	493	.507	(Six Seasons)	
MAJOR LEAGUE TOTALS			4	9	.308	(One Season)	

RECORD AS A PLAYER

Year	Club	AVG	G	AB	R	H	TB	2B	3B	HR	RBI	SH	SF	HB	BB	SO	SB	CS	OBP	SLG	E
1983	Waterloo	.277	58	159	20	44	66	8	1	4	20	0	1	3	19	32	2	2	.363	.415	1
1984	Waterloo	.309	110	363	74	112	179	16	3	15	63	4	4	10	57	68	20	5	.412	.493	4
	Buffalo	.179	17	56	12	10	20	1	0	3	10	0	2	1	9	13	1	1	.294	.357	1
1985	Waterbury	.302	132	463	75	140	214	24	7	12	64	1	4	1	86	79	27	12	.410	.462	11
1986	Maine	.279	106	355	56	99	177	17	2	19	58	2	2	3	52	70	6	5	.374	.499	6
	Cleveland	.276	18	58	10	16	26	1	0	3	9	2	1	0	7	11	1	0	.348	.448	0
1987	Buffalo	.340	108	420	83	143	261	22	3	30	80	1	5	3	52	62	14	11	.413	.621	6
	Cleveland	.207	29	87	11	18	32	5	0	3	12	0	0	0	2	24	1	0	.225	.368	0
1988	Colorado Springs	.297	47	165	27	49	75	10	2	4	31	1	2	2	27	38	4	5	.398	.455	3
1988	Cleveland	.263	63	156	11	41	56	4	1	3	18	0	1	0	17	28	0	2	.323	.359	2
	Cleveland	.237	102	253	21	60	96	12	0	8	29	1	1	0	30	63	0	2	.317	.379	1
1990	Chicago (NL)	.275	84	171	22	47	70	4	2	5	20	0	2	0	8	40	7	1	.304	.409	0
1991	Omaha	.301	104	359	45	108	177	24	3	13	64	0	2	0	30	53	6	4	.353	.493	4
	Kansas City	.200	11	10	1	2	2	0	0	0	1	0	0	0	1	1	0	0	.273	.200	0
1992	Buffalo	.304	78	253	43	77	139	17	6	11	55	2	1	2	34	51	6	4	.390	.549	6
	Pittsburgh	.212	23	33	3	7	13	0	0	2	7	0	1	0	6	8	0	0	.325	.394	0
1993	Pittsburgh	.271	110	277	43	75	123	11	2	11	46	0	2	1	38	58	1	0	.358	.444	6
1994	Pittsburgh	.296	86	223	37	66	109	11	1	10	46	1	3	0	22	48	2	2	.355	.489	3
1995	Pittsburgh	.281	77	196	30	55	73	6	0	4	24	0	2	1	24	38	3	3	.359	.372	4
1996	Pittsburgh	.275	92	211	28	58	98	12	2	8	35	0	1	0	31	51	2	1	.366	.464	1
	Los Angeles (NL)	.200	15	15	0	3	3	0	0	0	0	1	0	0	0	3	2	0	0	.333	.200
1997	Chicago (NL)	.301	102	143	19	43	66	8	0	5	32	0	2	2	19	34	1	0	.386	.462	2
1998	Houston	.206	93	131	12	27	34	7	0	0	4	0	0	1	14	45	1	1	.288	.260	3
1999	Albuquerque	.324	37	108	19	35	53	7	1	3	17	0	0	0	26	26	2	0	.455	.491	2
MINOR LEAGUE TOTALS		.302	797	2701	454	817	1361	146	28	114	462	11	23	25	392	492	88	49	.393	.504	44
MAJOR LEAGUE TOTALS		.264	905	1964	248	518	801	81	8	62	284	4	16	5	222	451	19	12	.338	.408	22

DIVISION SERIES RECORD

Year	Club/Opp.	AVG	G	AB	R	H	TB	2B	3B	HR	RBI	SH	SF	HB	BB	SO	SB	CS	OBP	SLG	E	
1996	LAD vs. ATL	.000	2	2	0	0	0	0	0	0	0	0	0	0	0	2	0	0	0	.000	.000	0
1998	HOU vs. SD	.000	2	0	0	0	0	0	0	0	0	0	0	0	2	0	0	0	0	1.000	.000	0
DIVISION SERIES TOTALS		.000	4	2	0	0	0	0	0	0	0	0	0	0	2	2	0	0	0	.500	.000	0

TIGERS CATCHERS STOPPING THE RUNNING GAME

The following is a list of top five Tigers catchers in throwing out baserunners attempting to steal (catcher caught stealings only) during a single season since the statistic started being tracked in 1975:

Player	Year	SB	CS	%
Lance Parrish	1984	44	37	45.7
Ivan Rodriguez	2006	25	21	45.7
Lance Parrish	1982	54	44	44.9
Lance Parrish	1983	57	46	44.7
Ivan Rodriguez	2005	33	26	44.1

Courtesy of STATS LLC



59 PHIL CLARK

BT- R TH- R BORN- 5/6/1968 IN CROCKETT, TX

ASSISTANT HITTING COACH
 Opening Day Age: 49 Residence: Ocoee, FL
 Former Position: Outfielder


Entering his fourth season in the Tigers organization and his first as the Major League club's assistant hitting coach, after being named to the position on November 2, 2017.

- Spent the previous three seasons as a hitting coach in the Tigers Minor League system, first with Single A West Michigan in 2015 and then with Double A Erie in 2016-17.
- Under Clark's tutelage, outfielder Christin Stewart was named a 2017 Eastern League Midseason and Postseason All-Star, leading the league with 28 home runs, 60 extra-base hits and 243 total bases, and ranking third with 86 RBI, tied for fourth with 29 doubles and fifth with a .501 slugging percentage.
- In 2016, the SeaWolves finished the season ranked tied for second in the Eastern League with a .265 team batting average, while they were fourth in 2017 with a .261 batting average.
- Prior to joining the Tigers organization, he was a coach in the Cleveland Indians Minor League system for eight seasons, serving as the hitting coach for Single A Mahoning Valley (2009, 2014), Triple A Columbus (2012-13), Single A Kinston (2011) and Single A Lake County (2010)...also worked as a coach for the Gulf Coast League Indians from 2007-08.
- The 18th overall selection by the Tigers in the 1986 MLB First-Year Player Draft, Clark played professionally for 15 seasons, including parts of five seasons in the Majors with the Tigers (1992), San Diego Padres (1993-95) and Boston Red Sox (1996).
- Ended his professional career with the Osaka Kintetsu Buffaloes in Japan, where he was named the Japan League Most Valuable Player in 1998.
- A native of Crockett, TX, Clark and his wife, Judy, reside in Ocoee, FL...the couple has three children.

RECORD AS A PLAYER

Year	Club	AVG	G	AB	R	H	TB	2B	3B	HR	RBI	SH	SF	HB	BB	SO	SB	CS	OBP	SLG	E
1986	Bristol	.332	66	247	40	82	102	4	2	4	36	1	4	6	19	42	12	1	.388	.413	11
1987	Fayetteville	.295	135	542	83	160	228	26	9	8	79	1	8	6	25	43	25	9	.329	.421	28
1988	Lakeland	.298	109	403	60	120	172	17	4	9	66	2	7	10	15	43	16	7	.333	.427	8
1989	London	.290	104	373	43	108	155	15	4	8	42	2	1	8	31	49	2	2	.356	.416	7
1990	Toledo	.227	75	207	15	47	69	14	1	2	22	6	2	4	14	35	1	1	.286	.333	2
1991	Toledo	.254	110	362	47	92	126	14	4	4	45	3	2	5	21	49	6	6	.303	.348	13
1992	Toledo	.280	79	271	29	76	126	20	0	10	39	1	2	2	16	35	4	2	.323	.465	7
	DETROIT	.407	23	54	3	22	29	4	0	1	5	1	0	0	6	9	1	0	.467	.537	2
1993	San Diego	.313	102	240	33	75	119	17	0	9	33	1	2	5	8	31	2	0	.345	.496	8
1994	San Diego	.215	61	149	14	32	53	6	0	5	20	0	3	3	5	17	1	2	.250	.356	4
1995	San Diego	.216	75	97	12	21	30	3	0	2	7	0	2	1	8	18	0	2	.278	.309	0
1996	Pawtucket	.325	97	369	57	120	196	36	2	12	69	0	3	10	17	32	3	6	.368	.531	15
	Boston	.000	3	3	0	0	0	0	0	0	0	0	0	0	0	1	0	0	.000	.000	0
1997	Kintetsu*	.331	135	526	61	174	270	27	2	23	93	0	5	9	29	67	1	3	.373	.513	---
1998	Kintetsu*	.320	135	531	68	170	315	48	2	31	114	0	4	7	45	75	0	1	.378	.593	---
1999	Kintetsu*	.287	134	509	79	146	265	32	0	29	84	0	7	5	52	64	4	3	.354	.521	---
2000	Kintetsu*	.258	66	252	31	65	108	9	2	10	33	0	1	7	14	27	0	1	.314	.429	---
2002	Nashua*	.255	11	47	5	12	21	3	0	2	11	0	0	1	1	5	0	1	.286	.447	1
	MINOR LEAGUE TOTALS	.290	775	2774	374	805	1174	146	26	57	398	16	29	51	158	328	69	34	.337	.423	90
	DETROIT TOTALS	.407	23	54	3	22	29	4	0	1	5	1	0	0	6	9	1	0	.467	.537	2
	MAJOR LEAGUE TOTALS	.276	264	543	62	150	231	30	0	17	65	2	7	9	27	76	4	4	.317	.425	14

* - Not Included in Career Totals

43

STEVE
LIDDLE

BT: R TH: R BORN: 3/4/1959 IN NASHVILLE, TN

BENCH COACH

Opening Day Age: 59
 Former Position: Catcher

Residence: Smyrna, TN

Enters his first season as the Tigers bench coach, after being named to the position on November 2, 2017.

- Most recently worked in the Minnesota Twins organization, spending 11 seasons on the Major League coaching staff, first as the club's bench coach from 2002-10 and then as the team's third base coach from 2011-12.
- Helped the Twins to six postseason appearances, including three consecutive seasons from 2002-04.
- Worked as the Twins Minor League field coordinator from 1999-2001.
- Before joining Minnesota's Major League staff, Liddle worked in various roles throughout the Twins Minor League system from 1989-2001, including serving as manager of Single A Kenosha (1989-90), Single A Visalia (1991-92), Single A Fort Myers (1993-94) and the GCL Twins (1997-98).
- Served as the hitting coach for Triple A Salt Lake in 1995-96...produced Minor League batting titles in 1995 and 1996, and two Pacific Coast League batting champions (Riccardo Ingram in 1995 and Brian Raabe in 1996).
- Originally signed by the California Angels as a free agent on June 15, 1981, he played eight Minor League seasons, playing in both the Angels (1981-86) and Twins (1987-88) organizations...in 1983, he led all Eastern League catchers in games played, putouts assists and double plays, while he led Southern League catchers in assists (77) and double plays (12) in 1987.
- Liddle and his wife, Anne, reside in Smyrna, TN...the couple has two sons, Benjamin and Jake, and a daughter, Sarah.

RECORD AS A MANAGER

Year	Club	League	W	L	Pct.	Position	Games +/-
1989	Kenosha	Midwest	63	66	.488	4th/5th	---
1990	Kenosha	Midwest	61	77	.442	5th/5th	---
1991	Visalia	California	58	78	.426	5th/3rd	---
1992	Visalia	California	75	61	.551	3rd/1st	---
1993	Ft. Myers	Florida State	55	79	.410	6th/6th	---
1994	Ft. Myers	Florida State	71	63	.530	6th/4th	---
1997	GCL Twins	Gulf Coast	28	32	.467	8th/4th	---
1998	GCL Twins	Gulf Coast	34	26	.567	1st	---
MINOR LEAGUE TOTALS			445	482	.480	(Eight Seasons)	

RECORD AS A PLAYER

Year	Club	AVG	G	AB	R	H	TB	2B	3B	HR	RBI	SH	SF	HB	BB	SO	SB	CS	OBP	SLG	E
1981	Idaho Falls	.455	3	11	6	5	8	1	1	0	5	0	0	0	3	2	0	1	.571	.727	0
	Redwood	.302	47	126	22	38	59	8	2	3	28	3	2	1	14	21	2	0	.371	.468	8
1982	Redwood	.234	55	158	14	37	53	7	0	3	19	4	3	2	17	21	1	3	.311	.335	10
	Holyoke	.300	45	150	13	45	56	8	0	1	16	0	3	0	11	14	0	0	.341	.373	9
1983	Nashua	.223	117	381	46	85	115	15	0	5	45	5	7	5	52	72	4	4	.319	.302	19
1984	Edmonton	.262	92	301	40	79	116	11	4	6	51	5	6	1	44	53	0	0	.352	.385	12
1985	Edmonton	.307	25	75	12	23	36	7	0	2	13	0	2	0	12	12	0	1	.393	.480	3
1986	Midland	.300	29	110	10	33	45	7	1	1	19	0	1	0	11	15	0	1	.361	.409	2
	Edmonton	.294	63	201	29	59	86	13	1	4	27	1	3	0	25	34	1	1	.367	.428	10
1987	Orlando	.271	94	321	39	87	133	17	1	9	27	1	0	2	24	36	0	0	.326	.414	9
	Portland	.000	3	10	0	0	0	0	0	0	0	0	0	0	1	0	0	0	.000	.000	0
1988	Portland	.200	42	125	17	25	38	7	3	0	10	0	2	1	14	19	0	0	.282	.304	7
MINOR LEAGUE TOTALS		.262	615	1969	248	516	745	101	13	34	260	19	29	12	227	300	8	11	.338	.378	89




20

LLOYD McCLENDON

BT: R TH: R BORN: 1/11/1959 IN GARY, IN

HITTING COACH

Opening Day Age: 59 Residence: Chesterton, IN
Former Position: Outfielder

A veteran of 37 years in professional baseball, McClendon is in his second stint on the Tigers coaching staff... rejoined the Major League staff as Brad Ausmus' hitting coach on October 21, 2016.

- Joined the Major League club after serving as the manager for Triple A Toledo in 2016...guided the Mud Hens to a 68-76 record in his one season as the team's manager.
- Prior to rejoining the Tigers organization, McClendon spent two seasons as the manager of the Seattle Mariners...led the Mariners to a 163-161 record over his two seasons...the club's 87 wins during his first year in Seattle marked the seventh-best mark in club history and snapped a string of four straight losing seasons.
- First joined the Tigers on October 11, 2005, after being named the Tigers bullpen coach on Jim Leyland's coaching staff -- transitioned to the club's hitting coach the following season and remained in that position for seven seasons (2007-13).
- Served as the manager of the Pittsburgh Pirates for five seasons (2001-05) before joining the Tigers... served as a coach for the National League squad at Major League Baseball's All-Star Game in 2003 at Chicago's U.S. Cellular Field.
- He began his coaching career as the Pirates roving Minor League hitting instructor in 1996...spent the next four seasons (1997-2000) as the club's Major League hitting coach.
- Managed Lancaster in the California Fall League following the 1999 season, leading the club to the league's championship...served as the manager for Peoria in the Arizona Fall League following the 2000 season until he resigned from that post on November 1, one week after being named the Pirates manager.
- His playing career spanned 16 seasons (1980-95) after he was selected in the eighth round of the June 1980 MLB First-Year Player Draft by the New York Mets...saw action at the Major League level with the Cincinnati Reds (1987-88), Chicago Cubs (1989-90) and Pirates (1990-94).
- Was a member of four division-winning clubs with the Cubs (1989) and Pirates (1990-92)...owns a .625 batting average (10x16) in 11 games during his three appearances in the National League Championship Series.
- Graduated from Roosevelt High School in Indiana in 1977, where he was an All-State selection in baseball...played baseball at Valparaiso University.
- Participated in the 1971 Little League World Series and earned the nickname "Legendary Lloyd" after hitting five home runs in five swings and drawing five intentional walks for his Gary, IN team...as a pitcher in that same series, he fanned 12 batters in eight innings of the championship game against Tainan City, Taiwan -- was enshrined in the Peter J. McGovern Little League Museum's Hall of Excellence in Williamsport, PA on August 26, 2006.
- Participated in the Jackie Robinson Day pregame ceremony and the Play Baseball Detroit clinics.
- He and his wife, Ingrid, reside in Chesterton, IN during the offseason...the couple has two children, daughter Schenell (4/9/83) and son Bo (10/4/87)...Bo was selected by the Tigers in the 39th round of the June 2010 draft.

RECORD AS A MANAGER

Year	Club	League	W	L	Pct.	Position	Games +/-
2001	Pittsburgh	National	62	100	.383	Sixth	-31.0
2002	Pittsburgh	National	72	89	.447	Fourth	-24.5
2003	Pittsburgh	National	75	87	.463	Fourth	-13.0
2004	Pittsburgh	National	72	89	.447	Fifth	-32.5
2005	Pittsburgh	National	55	81	.404	Sixth	-33.0
2014	Seattle	American	87	75	.537	Third	-11.0
2015	Seattle	American	76	86	.469	Fourth	-12.0
2016	Toledo	International	68	76	.472	Third	-12.0
MINOR LEAGUE TOTALS						(One Season)	
MAJOR LEAGUE TOTALS						(Seven Seasons)	



RECORD AS A PLAYER

Year	Club	AVG	G	AB	R	H	TB	2B	3B	HR	RBI	SH	SF	HB	BB	SO	SB	CS	OBP	SLG	E
1980	Kingsport	.326	14	46	7	15	20	2	0	1	9	0	0	0	5	7	0	1	.392	.435	3
	Little Falls	.274	40	117	25	32	52	9	1	3	20	0	1	2	32	20	2	1	.434	.444	7
1981	Lynchburg	.251	103	363	55	91	136	12	6	7	57	3	5	7	60	68	3	0	.363	.375	17
1982	Lynchburg	.273	108	384	61	105	186	25	1	18	78	0	3	2	55	65	4	3	.365	.484	15
1983	Waterbury	.263	123	434	58	114	182	19	2	15	57	3	1	5	42	64	4	6	.334	.419	8
1984	Vermont	.277	60	202	36	56	93	16	0	7	27	0	1	2	28	28	2	2	.369	.460	3
	Wichita	.296	48	152	28	45	78	13	1	6	28	0	1	0	21	33	2	0	.379	.513	4
1985	Denver	.277	114	379	57	105	181	18	5	16	79	0	3	3	51	56	4	4	.365	.478	17
1986	Denver	.259	132	433	75	112	216	30	1	24	88	0	4	2	70	75	2	4	.361	.499	11
1987	Nashville	.286	26	84	11	24	39	6	0	3	14	0	2	2	17	15	1	1	.410	.464	1
	Cincinnati	.208	45	72	8	15	26	5	0	2	13	0	1	0	4	15	1	0	.247	.361	2
1988	Nashville	.143	2	7	0	1	1	0	0	0	0	0	0	0	1	1	0	0	.250	.143	0
	Cincinnati	.219	72	137	9	30	43	4	0	3	14	1	2	2	15	22	4	0	.301	.314	4
1989	Iowa	.321	34	109	18	35	57	10	0	4	13	0	1	0	21	19	4	1	.427	.523	6
	Chicago (NL)	.286	92	259	47	74	124	12	1	12	40	1	7	1	37	31	6	4	.368	.479	6
1990	Iowa	.286	25	91	14	26	34	2	0	2	10	0	1	2	8	19	3	1	.353	.374	2
	Chicago (NL)	.159	49	107	5	17	23	3	0	1	10	0	1	0	14	21	1	0	.254	.215	1
	Pittsburgh	.333	4	3	1	1	4	0	0	1	2	0	0	0	0	1	0	0	.333	.333	0
1991	Pittsburgh	.288	85	163	24	47	75	7	0	7	24	0	0	2	18	23	2	1	.366	.460	3
1992	Pittsburgh	.253	84	190	26	48	67	8	1	3	20	1	3	2	28	24	1	3	.350	.353	3
1993	Pittsburgh	.221	88	181	21	40	59	11	1	2	19	1	2	0	23	17	0	3	.306	.326	3
1994	Pittsburgh	.239	51	92	9	22	38	4	0	4	12	0	0	1	4	11	0	1	.278	.413	1
1995	Buffalo	.278	37	108	19	30	51	6	0	5	19	0	0	2	20	20	0	0	.400	.472	2
MINOR LEAGUE TOTALS		.272	866	2909	464	791	1326	168	17	111	499	6	23	29	431	490	31	24	.369	.456	96
MAJOR LEAGUE TOTALS		.244	570	1204	150	294	459	54	3	35	154	4	16	8	143	165	15	12	.325	.381	23

LEAGUE CHAMPIONSHIP SERIES RECORD

Year	Club/Opp.	AVG	G	AB	R	H	TB	2B	3B	HR	RBI	SH	SF	HB	BB	SO	SB	CS	OBP	SLG	E
1989	CHC vs. SF	.667	3	3	0	2	2	0	0	0	0	0	0	0	1	0	0	0	.750	.667	0
1991	PIT vs. ATL	.000	3	2	0	0	0	0	0	0	0	0	0	0	1	0	0	0	.333	.000	0
1992	PIT vs. ATL	.727	5	11	4	8	13	2	0	1	4	0	1	0	4	1	0	0	.750	1.182	0
LCS TOTALS		.625	11	16	4	10	15	2	0	1	4	0	1	0	6	1	0	0	.696	.938	0



39

RAMON SANTIAGO

BT: S TH: R BORN: 8/31/1979 IN LAS MATAS DE FARFAN, DR

FIRST BASE COACH

Opening Day Age: 38 Residence: Miami, FL

Former Position: Infielder

Begins his first season as the Tigers first base coach after being named to the position on November 2, 2017.

- Joins the Tigers coaching staff after enjoying a 16-year professional playing career, including 13 seasons at the Major League level with the Tigers (2002-03, 2006-13), Seattle Mariners (2004-05) and Cincinnati Reds (2014).
- In 920 career games in the big leagues, he posted a .243 (592x2436) batting average with 30 home runs and 214 RBI.
- Was a part of four postseason teams in Detroit, including the Tigers' 2006 and 2012 American League Championship clubs.
- Hit a walk-off grand slam in his final Major League at-bat on September 27, 2014 as a member of the Cincinnati Reds vs. Pittsburgh.
- Collected three hits for the Tigers in Game 1 of the 2011 American League Championship Series vs. Texas, tying the club's ALCS single-game record...his nine hits overall in that series, which tied Placido Polanco's 2006 club record for hits in an ALCS.
- Selected as a Topps Rookie All-Star in 2002
- Made his Major League debut on May 17, 2002 vs. Texas, going 1x3...led off the game on June 3, 2002 vs. Boston with his first Major League home run off Pedro Martinez, then later in the game homered off Tim Wakefield...added another leadoff home run the next day off John Burkett.
- Selected as a Midwest League All-Star in 2000, and was rated the best defensive shortstop in the Midwest League.
- He and his wife, Andreina, reside in Miami, FL and have three sons, Raymond, Andres and Alan.



RECORD AS A PLAYER

Year	Club	AVG	G	AB	R	H	TB	2B	3B	HR	RBI	SH	SF	HB	BB	SO	SB	CS	OBP	SLG	E
1999	GCL Tigers	.321	35	134	25	43	56	9	2	0	11	4	3	1	9	17	20	7	.361	.418	4
	Oneonta	.340	12	50	9	17	25	1	2	1	8	1	0	1	2	12	5	0	.377	.500	1
2000	West Michigan	.272	98	379	69	103	123	15	1	1	42	15	6	12	34	60	39	12	.346	.325	8
2001	Lakeland	.268	120	429	64	115	142	15	3	2	46	14	4	11	54	60	34	8	.361	.331	0
2002	Erie	.280	22	75	9	21	28	0	2	1	7	2	1	3	3	12	6	0	.329	.373	3
	Toledo	.429	9	28	8	12	19	1	0	2	6	0	0	2	3	4	0	2	.515	.679	2
	DETROIT	.243	65	222	33	54	81	5	5	4	20	4	2	8	13	48	8	5	.306	.365	7
2003	DETROIT	.225	141	444	41	100	126	18	1	2	29	18	2	10	33	66	10	4	.292	.284	20
2004	Tacoma	.193	71	243	35	47	61	7	2	1	24	12	4	10	24	31	9	6	.288	.251	6
	Seattle	.179	19	39	8	7	8	1	0	0	2	0	1	3	3	0	0	.256	.205	3	
2005	Tacoma	.252	129	441	68	111	169	22	3	10	50	17	6	15	38	62	18	7	.328	.383	6
	Seattle	.125	8	8	2	1	1	0	0	0	0	1	0	3	1	2	0	0	.417	.125	1
2006	Toledo	.253	25	83	13	21	33	6	0	2	12	7	0	1	9	18	2	1	.333	.398	3
	DETROIT	.225	43	80	9	18	21	1	1	0	3	4	0	1	14	2	0	0	.244	.263	0
2007	Toledo	.263	91	365	40	96	132	19	4	3	30	11	1	9	16	61	8	9	.309	.362	11
	DETROIT	.284	32	67	10	19	26	5	1	0	7	3	0	3	1	10	3	0	.324	.388	2
2008	Toledo	.214	8	28	3	6	8	2	0	0	3	1	0	2	2	7	0	0	.313	.286	1
	DETROIT	.282	58	124	30	35	57	6	2	4	18	5	0	5	22	17	1	0	.411	.460	5
2009	DETROIT	.267	93	262	29	70	101	6	2	7	35	10	3	4	17	57	1	2	.318	.385	6
2010	DETROIT	.263	112	320	38	84	104	9	1	3	22	8	2	7	30	56	2	2	.337	.325	8
2011	DETROIT	.260	101	258	29	67	99	11	3	5	30	11	4	4	17	38	0	0	.311	.384	3
2012	DETROIT	.206	93	228	19	47	62	7	1	2	17	5	1	5	20	39	1	0	.283	.272	6
2013	DETROIT	.224	80	205	27	46	59	8	1	1	14	6	1	1	21	32	0	1	.298	.288	2
2014	Cincinnati	.246	75	179	20	44	58	8	0	2	17	7	1	3	24	38	2	1	.343	.324	5
2015	Buffalo	.202	33	124	11	25	27	2	0	0	5	1	0	3	11	22	2	3	.283	.218	2
MINOR LEAGUE TOTALS		.259	653	2379	354	617	823	99	19	23	244	85	25	70	205	366	143	55	.333	.346	45
DETROIT TOTALS		.244	818	2210	265	540	736	76	18	28	195	74	15	48	175	377	28	14	.312	.333	59
MAJOR LEAGUE TOTALS		.243	920	2436	295	592	803	85	18	30	214	84	16	55	203	420	30	15	.314	.330	68

DIVISION SERIES RECORD

Year	Club/Opp.	AVG	G	AB	R	H	TB	2B	3B	HR	RBI	SH	SF	HB	BB	SO	SB	CS	OBP	SLG	E
2011	DET vs. NYY	.143	4	14	0	2	3	1	0	0	2	2	0	0	0	3	0	0	.143	.214	0
2013	DET vs. OAK	.000	3	0	0	0	0	0	0	0	0	0	0	0	0	0	0	0	.000	.000	0
DIVISION SERIES TOTALS		.143	7	14	0	2	3	1	0	0	2	2	0	0	0	3	0	0	.143	.214	0

LEAGUE CHAMPIONSHIP SERIES RECORD

Year	Club/Opp.	AVG	G	AB	R	H	TB	2B	3B	HR	RBI	SH	SF	HB	BB	SO	SB	CS	OBP	SLG	E
2006	DET vs. OAK	.000	3	7	0	0	0	0	0	0	0	0	0	0	1	0	0	0	.125	.000	0
2011	DET vs. TEX	.375	6	24	1	9	10	1	0	0	0	0	0	0	4	0	0	0	.375	.417	1
2013	DET vs. BOS	.000	2	0	0	0	0	0	0	0	0	0	0	0	0	0	0	0	.000	.000	0
LCS TOTALS		.290	11	31	1	9	10	1	0	0	0	0	0	0	1	4	0	0	.313	.323	1

WORLD SERIES RECORD

Year	Club/Opp.	AVG	G	AB	R	H	TB	2B	3B	HR	RBI	SH	SF	HB	BB	SO	SB	CS	OBP	SLG	E
2006	DET vs. STL	.200	3	5	0	1	1	0	0	0	0	1	0	0	0	2	0	0	.200	.200	0
2012	DET vs. SF	.000	1	1	0	0	0	0	0	0	0	0	0	0	0	0	0	0	.000	.000	0
WORLD SERIES TOTALS		.167	4	6	0	1	1	0	0	0	0	1	0	0	0	2	0	0	.167	.167	0

CONSECUTIVE ONE-RUN WINS BY THE TIGERS

All eight of Detroit's win during a 12-game stretch from July 31-August 13, 2011, were by one run. It marked the longest such streak of victories in Tigers history. The following list contains the longest streaks of one-run wins in franchise history.

Year	Streak	Dates
2011	Eight	July 31-August 13
1944	Seven	July 18-29
1917	Six	June 9-21
1972	Six	September 6-16
1976	Six	August 11-23



52

**JOE
VAVRA**

BT: L TH: R BORN: 11/16/1959 IN CHIPPEWA FALLS, WI

QUALITY CONTROL COACH

Opening Day Age: 58

Residence: Menomonie, WI

Former Position: Infielder

Enters his first season as the Tigers quality control coach after being named to the position on November 2, 2017.


- Spent the previous 16 seasons in the Minnesota Twins organization, including the last 12 on the Major League coaching staff, most recently serving as the Twins bench coach from 2015-17.
- Prior to becoming the Twins bench coach, he was the club's hitting coach from 2006-12 and third base coach from 2013-14.
- Helped the Twins capture a berth in the 2017 American League Wild Card Game, earning the organization's first postseason appearance since 2010...the team also reached the postseason in 2006, 2009 and 2010.
- Served as manager for the Melbourne Aces in the Australian Baseball League in 2015-16.
- Worked as the Twins Minor League field coordinator from 2002-05.
- Before joining the Twins, he spent 13 seasons in the Los Angeles Dodgers organization, the first nine as a Minor League manager for Rookie League Great Falls (1989-90), Single A Yakima (1991-92, 1994-97) and Single A Vero Beach (1993), before spending four seasons working in a variety of player development roles, including Minor League field coordinator (1998-99), Minor League baserunning/bunting instructor (2000) and as Interim Director of Player Development (2001).
- Spent the 1987 season as a coach for Single A Sarasota.
- An eighth-round selection by the Dodgers in the 1982 MLB First-Year Player Draft, he played for five seasons in the Minors, hitting .288 (342x1187) with 110 RBI in 365 career games.
- He and his wife, Lesa, reside in Menomonie, WI...the couple has three sons, Tanner, Treysen and Terrin... Tanner was drafted by Minnesota in the 30th round of the June 2013 draft, while Treysen was selected by the Twins in the 33rd round of the June 2014 Draft.

RECORD AS A MANAGER

Year	Club	League	W	L	Pct.	Position	Games +/-
1989	Great Falls	Pioneer	53	14	.791	1st	---
1990	Great Falls	Pioneer	48	20	.706	1st	---
1991	Yakima	Northwest	44	32	.579	1st	---
1992	Yakima	Northwest	36	40	.474	2nd	---
1993	Vero Beach	Florida State	56	77	.471	6th/2nd	---
1994	Yakima	Northwest	49	27	.645	1st	---
1995	Yakima	Northwest	28	48	.368	4th	---
1996	Yakima	Northwest	40	36	.526	1st	---
1997	Yakima	Northwest	23	53	.303	4th	---
2015	Melbourne	Australian	20	35	.364	6th	---
MINOR LEAGUE TOTALS			397	382	.510	(10 Seasons)	

RECORD AS A PLAYER

Year	Club	AVG	G	AB	R	H	TB	2B	3B	HR	RBI	SH	SF	HB	BB	SO	SB	CS	OBP	SLG	E
1982	Lodi	.242	49	149	19	36	44	5	0	1	10	2	1	0	16	17	2	3	.313	.295	19
1983	Lodi	.312	110	420	58	131	154	19	2	0	37	0	5	1	37	26	6	4	.365	.367	16
1984	San Antonio	.307	96	300	36	92	112	15	1	1	40	0	3	0	32	17	4	3	.370	.373	4
	Albuquerque	.227	11	44	5	10	10	0	0	0	3	1	0	0	3	3	0	1	.277	.227	4
1985	Albuquerque	.272	61	202	31	55	69	9	1	1	15	1	0	3	21	13	2	0	.350	.342	13
1986	Albuquerque	.250	38	72	11	18	23	3	1	0	5	1	0	0	7	8	0	2	.316	.319	4
MINOR LEAGUE TOTALS		.288	365	1187	160	342	412	51	5	3	110	5	9	4	116	84	14	13	.351	.347	60

98 JOHN MURRIAN

BT: R TH: R BORN: 6/15/1988 IN KNOXVILLE, TN

BULLPEN CATCHER

Opening Day Age: 29 Residence: Goose Creek, SC
Former Position: Catcher

Enters his fifth season as a bullpen catcher for the Tigers after being named to the position in March, 2014.

- Duties include catching the Tigers pitching staff during warm-ups as well as relievers during the game... additionally he assists by throwing batting practice.
- Prior to joining the Tigers as bullpen catcher in 2014, he played five seasons at the Minor League level (2009-13) with the organization.
- Attended Winthrop University in Rock Hill, SC...batted .327 (67x205) with 42 runs scored, 19 doubles, a triple, six home runs and 42 RBI in 59 games during his junior season with Winthrop in 2009.
- Attended Keeping Kids in the Game.
- Murrian and his wife, Ashley, reside in Goose Creek, SC during the offseason...the couple has a son, Roman.



JIM SCHMAKEL

**MANAGER,
TIGERS CLUBHOUSE**

Enters his 41st season with the Tigers Major League club in charge of equipment and the Tigers clubhouse.

- Began his baseball career in 1966 as a batboy for the Toledo Mud Hens.
- Was Toledo's home team clubhouse manager for seven years (1967-73) and managed the visitors' side for three more seasons (1976-78).
- Also has an extensive background in the educational field, including a stint as Dean of Boys at Toledo Central Catholic School (1974-76)...was varsity golf, tennis and cross country coach at the school as well as assistant varsity basketball coach.
- Also taught math and served as the varsity boys basketball coach at Woodmore High School in the consolidated school district of Elmore and Woodville, OH in 1976-77.
- Graduated from the University of Toledo with a degree in education.
- 66 years old...is a native of Perrysburg, OH and now resides in Oakland, MI with his wife, Linda.
- He has three children, Katrina (6/18/77), Bryan (2/26/80) and Jay (6/5/85)...has seven grandchildren, Joseph, Jonathon and Resa Poremsky and Brandon, Madison, Logan and Olivia Schmakel.



JOHN NELSON

**ASSISTANT MANAGER,
VISITING CLUBHOUSE**

First joined the organization in 1979 as a batboy and enters his 27th year in his current role.

- Responsible for all aspects of the visiting clubhouse.
- Worked five seasons as a Tigers batboy and five more in the club's mailroom (1988-92) before taking over clubhouse and equipment duties.
- 54 years old...is a native of Detroit.
- Attended St. Ladislaus High School in Hamtramck, MI.
- Served four years (1984-88) in the United States Air Force.
- Has twin children, Justin and Brandee.
- Resides in Harrison Township, MI.



KEVIN RAND

**SENIOR DIRECTOR,
MEDICAL SERVICES**

Enters his 37th season in professional baseball and 16th with the club...was originally named Head Athletic Trainer on October 15, 2002, and was promoted to his current position on November 28, 2017.

- Based in Lakeland, FL, Rand oversees the athletic training efforts of the entire organization.
- Served as a trainer for the 2014 MLB All-Star Tour of Japan.
- Joined Tigers Assistant Athletic Trainers Steve Carter and Doug Teter in being named the Athletic Training Staff of the Year in 2006 by the Professional Baseball Athletic Trainer's Society (PBATS).
- Served as the head athletic trainer for the American League All-Star Team during the 2005 All-Star Game at Comerica Park on July 12, 2005.
- Spent the 2002 season as the assistant athletic trainer for the Montreal Expos after spending the previous nine seasons in the same position with the Florida Marlins.
- Prior to joining the Marlins on November 20, 1992, he spent 11 years in the New York Yankees organization, including the last four (1989-92) as the Minor League head athletic trainer/rehabilitation supervisor.
- Served as head athletic trainer with Triple A Columbus from 1986-88 after being promoted from his previous position as head athletic trainer at Double A Albany where he spent the 1985 season.
- Began his career serving as the head athletic trainer for the Single A Ft. Lauderdale Yankees from 1982-84.
- Inducted into the Maine Baseball Hall of Fame on July 29, 2007.
- Served as the National League's assistant athletic trainer representative for PBATS from 1998-2001... served as the American League head athletic trainer representative from 2004-09.
- A 1981 graduate of Bowdoin College in Maine, Rand is a certified member of the National Athletic Trainers Association (NATA) and the National Strength and Conditioning Association (NSCA), in addition to being an NSCA certified personal trainer.
- Leads the annual PLAY (Promoting a Lifetime of Activity among Youth) Campaign, participates in the Dreams Come True program and attended Keeping Kids in the Game.
- Rand and his wife, Tisa, reside in Lakeland, FL with their sons, Keegan, Kamden, Kallen and Kashton.



DOUG TETER

HEAD ATHLETIC TRAINER

Enters his first season as the Tigers Head Athletic Trainer and 26th in the Tigers organization after serving as the club's Minor League Medical Coordinator for seven seasons before joining the Major League staff in 2006.

- Directs the day-to-day efforts of the club's Major League athletic training department.
- Joined Tigers Head Athletic Trainer Kevin Rand and Assistant Athletic Trainer Steve Carter in being named the Athletic Training Staff of the Year in 2006 by the Professional Baseball Athletic Trainer's Society (PBATS).
- Named the Dwight Lowry Award winner as the Tigers Player Development Man of the Year in 2001.
- Served as the club's rehabilitation coordinator in 1997-98.
- Joined the Tigers in 1993 as a trainer for Single A Fayetteville...served in the same role the following season for Single A Jamestown.
- Worked as the trainer for Single A Lakeland in 1995-96.
- Graduated from Central Michigan University in 1992 with a degree in sports medicine...earned a master's degree in sports medicine and health care from the University of Alabama in 2002.
- A native of Constantine, MI, he currently resides in Lakeland, FL with his wife, Joya, and three sons, Zachary, Deacon and Matthew.



MATT RANKIN

ASSISTANT ATHLETIC TRAINER

Enters his fifth season as the club's Assistant Athletic Trainer and his 23rd as a trainer in the Tigers organization.

- Spent 13 seasons as an athletic trainer with Triple A Toledo.
- Tabbed the International League Trainer of the Year by the Professional Baseball Athletic Trainers Society (PBATS) in 2010.
- Joined the Tigers organization in 1996, spending that season with Single A Visalia before serving two years as a trainer with both Single A Jamestown (1997-98) and Single A Lakeland (1999-2000).
- Served as the trainer for Honolulu in the Hawaii Winter League in 1997, Delaware in the Maryland Fall League in 1998 and the Peoria Saguaros in the Arizona Fall League in 2007.
- Earned a bachelor's degree in community health and a master's degree in athletic training from Ohio University.
- Currently resides in Toledo, OH with his wife, Amy, and their son, Andrew.



ROBBIE WILLIAMS

PHYSICAL THERAPIST

Enters his second season as the club's Physical Therapist.

- Prior to joining the Tigers, he worked for Michigan Medicine: MedSport - Domino's Farm in Ann Arbor from June 2016-January 2017.
- Completed a Physical Therapy Fellowship at Champion Sports Medicine in Birmingham, AL from October 2015-June 2016.
- Worked for Orthopaedic Rehab Specialists in Holt, MI from June 2014-September 2015.
- Earned a bachelor's degree in health fitness in preventive and rehabilitative programs and a doctorate of physical therapy from Central Michigan University.
- Currently resides in Gregory, MI.



CHRIS WALTER

MAJOR LEAGUE STRENGTH & CONDITIONING COORDINATOR

Enters his 14th season in the Tigers organization, and fourth as the Major League Strength and Conditioning Coordinator.

- Designs and implements strength and conditioning programs for Tigers players.
- Prior to joining the Tigers, he spent four seasons with the Cleveland Indians organization working as a Minor League Strength and Conditioning Coach with Single A Kinston (2001), Double A Akron (2002, 2004) and Single A Mahoning Valley (2003).
- Received his bachelor's degree from the University of Akron in 1999 in physical education with a concentration in coaching and strength and conditioning.
- Is a certified Strength and Conditioning Specialist and Registered Strength and Conditioning Coach with Distinction (RSCC*D) through the National Strength and Conditioning Association (NSCA).
- Actively participates in Play Baseball Detroit.
- He and his wife, Kristy, reside in Lake Orion, MI during the offseason with their son, Callan.

OPENING DAY TRIFECTA

Dmitri Young belted three home runs for the Tigers on Opening Day at Comerica Park on April 4, 2005, matching the franchise's single-game record for home runs. Young became just the third Major League player to homer three times on Opening Day, joining George Bell of the Toronto Blue Jays (1988) and Karl "Tuffy" Rhodes of the Chicago Cubs (1994).

Player	Date	Opponent
George Bell	April 4, 1988	at Kansas City
Karl "Tuffy" Rhodes	April 4, 1994	vs. New York (NL)
Dmitri Young	April 4, 2005	vs. Kansas City



YUSEF ZAMAT

ASSISTANT MAJOR LEAGUE STRENGTH & CONDITIONING COORDINATOR

Returns to the Tigers organization as the Assistant Major League Strength and Conditioning Coordinator, his third season in that role...previously served as a Minor League Strength Coach for the organization from 2006-07.

- Assists head strength and conditioning coordinator in designing and implementing strength and conditioning programs for Tigers players.
- Prior to joining the Tigers, served as a FAST Program Manager at Foothills Sports Medicine, where he developed and implemented resistance training, speed, power, agility and corrective exercise programs for athletes ranging from high school to the professional level.
- Previously served as an Exercise Physiologist for Retrofit from 2012-14, a Strength and Conditioning Coach for the San Francisco Giants (2010-12) and the Los Angeles Dodgers (2008-10) and a Sports Performance Coach for the Chicago Bulls/White Sox Training Academy.
- Named the 2011 PBSCC California League Strength and Conditioning Coach of the Year.
- Is certified through the National Strength Coaches Association (NSCA) as a Certified Strength and Conditioning Coach (CSCC) and Registered Strength and Conditioning Coach (RSCC) and the National Academy of Sports Medicine as a Corrective Exercise Specialist.
- Earned a bachelor's degree in health science from Benedictine University and a master's degree in exercise physiology from Northern Illinois University.
- Resides in Woodhaven, MI during the offseason with his wife, Megan, and son, Abe.



BRIAN BRITTEN

DIRECTOR, TEAM TRAVEL

Enters his 19th season with the Tigers and sixth in his current role after being named to the position on April 8, 2013.

- Responsible for arranging all team travel during the spring, regular and post seasons.
- Spent 13 seasons in the Tigers media relations department, including five as the club's Director of Baseball Media Relations...originally joined the organization in March 2000.
- Directed media operations at the 2005 Major League Baseball All-Star Game at Comerica Park and throughout the postseason for the 2006 American League Champion Tigers, 2011 American League Central Division Champion Tigers and 2012 American League Champion Tigers...has also worked the All-Star Game in 2004 (Houston), 2007 (San Francisco), 2010 (Anaheim) and 2011 (Phoenix).
- Prior to joining the Tigers, spent four years in various capacities with the Toledo Mud Hens.
- Graduated from Bowling Green State University in May, 1999 with a B.S. in education and sport management...named the Outstanding Student in his major in 1999.
- Is 41 years old and a native of Perrysburg, OH...currently resides in Royal Oak, MI.



HEATHER NABOZNY

HEAD GROUNDSKEEPER

Enters her 20th season as the head of the Tigers grounds crew after joining the club on January 19, 1999.

- According to a survey of teams, she is believed to be the first female Head Groundskeeper in the modern history of Major League Baseball.
- Inducted into the West Michigan Whitecaps Hall of Fame on January 19, 2011.
- Served on the grounds crew for 15 straight Super Bowls, beginning with Super Bowl XXXVIII at Reliant Stadium in Houston, TX...also served on the grounds crew for the 2010 NFL Pro Bowl at Sun Life Stadium in Miami, FL, the 2010, 2015 and 2016 NFL International Series in London and the 2016 NFL Mexico Game in Mexico City, Mexico.
- Named one of *Crain's Detroit Business'* 40 under 40 in 2006, as one of the top individuals who have achieved solid business success under the age of 40.
- Received the Dick Ericson Award from the Sports Turf Managers Association (STMA) in 2001, one of the highest awards issued by the association.
- Born in Detroit and raised in Milford, MI, she attended Northern Michigan University and Lansing Community College...graduated from Michigan State's Sports Turf Management Program in 1993.
- Performed an internship at Michigan State in athletic grounds in 1993.
- Worked as a groundskeeper at the Toronto Blue Jays Spring Training camp in Dunedin, FL in 1993 and 1994.
- Joined the Single A West Michigan Whitecaps as Head Groundskeeper in 1994...remained with the Whitecaps until joining the parent club in Detroit.

POSITION PLAYERS WHO PITCHED FOR THE TIGERS

Utility player Andrew Romine pitched in two games for the Tigers during the 2017 season. Since 1914, the Tigers have had nine position players take the mound in a game. A full listing of Tigers position players that have pitched in a game is below.

Player	Date	Pitching Line
Ben Dyer	May 9, 1918	1.0 IP, 0 H, 0 R, 0 ER, 0 BB, 0 SO
Ben Dyer	June 11, 1918	0.2 IP, 0 H, 0 R, 0 ER, 0 BB, 0 SO
Ty Cobb	September 1, 1918	2.0 IP, 3 H, 1 R, 1 ER, 0 BB, 0 SO
Ty Cobb	September 2, 1918	2.0 IP, 3 H, 1 R, 1 ER, 2 BB, 0 SO
Bobby Veach	September 2, 1918	2.0 IP, 2 H, 1 R, 1 ER, 2 BB, 0 SO
Ty Cobb	October 4, 1925	1.0 IP, 0 H, 0 R, 0 ER, 0 BB, 0 SO
Mark Koenig	September 18, 1930	2.0 IP, 1 H, 0 R, 0 ER, 2 BB, 0 SO
Mark Koenig	September 27, 1930	7.0 IP, 10 H, 10 R, 10 ER, 6 BB, 6 SO
Mark Koenig	May 18, 1931	1.0 IP, 2 H, 5 R, 5 ER, 5 BB, 1 SO
Mark Koenig	July 27, 1931	2.0 IP, 2 H, 0 R, 0 ER, 0 BB, 1 SO
Mark Koenig	September 22, 1931	4.0 IP, 3 H, 0 R, 0 ER, 6 BB, 1 SO
Shane Halter	October 1, 2000	0.0 IP, 0 H, 0 R, 0 ER, 1 BB, 0 SO
Don Kelly	June 29, 2011	0.1 IP, 0 H, 0 R, 0 ER, 0 BB, 0 SO
Danny Worth	May 22, 2014	1.0 IP, 1 H, 0 R, 0 ER, 0 BB, 2 SO
Danny Worth	May 24, 2014	1.0 IP, 3 H, 1 R, 1 ER, 0 BB, 0 SO
Andrew Romine	August 22, 2014	1.0 IP, 4 H, 3 R, 3 ER, 0 BB, 1 SO
Josh Wilson	June 20, 2015	1.0 IP, 2 H, 1 R, 1 ER, 0 BB, 0 SO
Andrew Romine	June 18, 2016	0.2 IP, 0 H, 0 R, 0 ER, 2 BB, 0 SO
Andrew Romine	July 26, 2017	0.2 IP, 1 H, 0 R, 0 ER, 1 BB, 0 SO
Andrew Romine	September 30, 2017	0.1 IP, 0 H, 0 R, 0 ER, 0 BB, 0 SO

Source: Baseball Reference

2018 TIGERS






37

JIM
ADDUCI

HT: 6-2 WT: 210 BT: L TH: L BORN: 5/15/1985 in BURNABY, CAN

OUTFIELDER

Opening Day Age: 32 **Residence:** College Station, TX

Major League Service: 1.122 **Signed Through:** 2018

How Obtained: Signed by the Tigers as a Minor League free agent on November 29, 2017

NON-ROSTER
INVITEE

SEASON HIGHLIGHTS

Completed his first season in the Tigers organization in **2017**, appearing in 84 games between Triple A Toledo and Detroit.

- Hit safely in each of his first 10 games with Triple A Toledo from April 7-18, batting .378 (14x37) with nine runs scored, one double, one triple, one home run and three RBI.
- Recorded three hits in each of his first two games with the Tigers on April 23 at Minnesota and April 25 vs. Seattle...marked the first time in his career he's had back-to-back three-hit games.
- Sidelined from May 11-July 5 with a right oblique muscle strain.
- Slugged his second career home run on August 4 at Baltimore...was his first Major League homer since August 9, 2014 at Houston, a span of 1,090 days.

Batted .291 (72x247) with 46 runs scored, 18 doubles, three triples, seven home runs and 41 RBI in 64 games with Lotte of the Korean Baseball Organization in **2016**.

Hit .314 (165x526) with 105 runs scored, 34 doubles, five triples, 28 home runs and 106 RBI in 132 games with Lotte of the Korean Baseball Organization in **2015**.

Limited to 44 games at the Major League level with Texas in **2014** due to two separate stints on the disabled list.

- Made an Opening Day roster at the Major League level for the first time.
- Collected a season-high three hits with a double and a RBI in his first start of the season on April 18 vs. Chicago (AL).
- Sidelined from April 19-July 21 with a left fifth digit fracture.
- Belted his first Major League home run on August 9 at Houston.
- Sidelined from August 29-September 23 with a concussion.

Spent the majority of the **2013** season with Triple A Round Rock, before seeing the first Major League action of his career in September.

- Named an Organization All-Star by MiLB.com.
- Ranked tied for second in the Pacific Coast League with 32 stolen bases.
- Collected a season-high four hits on May 8 at Las Vegas...also had four hits on August 25 vs. Oklahoma City.
- Recorded his first professional multi-homer game on July 24 at Memphis, hitting a pair of solo homers.
- Reached base safely in each of his final 23 games with Triple A Round Rock from August 6-30.
- Made his Major League debut on September 1 vs. Minnesota and recorded his first hit in his first plate appearance in the second inning...played 10 seasons and 889 games in the Minor Leagues before his Major League debut.
- Played 20 games for Toros del Este in the Dominican Winter League, batting .264 (19x72) with 11 runs scored, four doubles, two home runs and seven RBI.

Split the **2012** season between Double A Tennessee and Triple A Iowa in the Chicago Cubs organization, appearing in 126 games.

- Selected to the Southern League Midseason All-Star Team.
- For the season, hit .321 (34x106) with runners in scoring position.
- Posted a 10-game hitting streak with Double A Tennessee from April 24-May 5, hitting .382 (13x34) with seven runs scored, three doubles, one triple, one home run and five RBI.
- Appeared in 18 games with Triple A Iowa in July and hit .375 (24x64) with 16 runs scored, five doubles, two home runs and eight RBI.

Played in 71 games with Double A Tennessee in **2011**.

- Hit .371 (23x62) with 12 runs scored, three doubles, two home runs and 10 RBI in 21 games during April.



- Had four four-hit games during the season, recording four hits on May 7 at Mobile, July 24 vs. Carolina, August 2 vs. Birmingham and August 22 vs. Chattanooga.
- Sidelined from May 14-July 22 with a right thumb contusion.
- Went 5x10 with five runs scored, three doubles and two RBI in Tennessee's three-game sweep of Chattanooga in the Southern League playoffs.

Saw time in 114 games with Triple A Iowa in **2010**.

- Went a perfect 5x5 with four runs scored and a double on May 14 at Las Vegas.
- Sidelined from July 21-August 3 with a skull contusion.
- Collected a season-best seven RBI and went 3x6 with a double and a home run on August 14 at Fresno.

Appeared in a career-high 131 games with Double A Tennessee in **2009**.

- Named to the Southern League Midseason All-Star Team.
- Ranked third in the Southern League with 140 hits, while he was tied for fourth with a career-high 35 stolen bases and sixth with a .300 (140x467) batting average.
- Hit safely in 11 straight games from June 5-18, batting .535 (23x43) with seven runs scored, seven doubles and seven RBI during the streak.
- Posted a .394 (37x94) batting average with 13 runs scored, nine doubles, one triple and 11 RBI in 27 games during June.
- Ranked as the 30th-best prospect in the Cubs organization by *Baseball America* following the season.

Selected to the Florida State League Midseason and Postseason All-Star Team in **2008** with Single A Daytona.

- Ranked second in the Florida State League with 81 runs scored, while he was fifth with 133 hits.
- Reached base safely in his first 23 games of the year from April 3-26.
- Hit .300-or-better in each of the first two months of the season, hitting .326 (31x95) in 26 games during April, and batting .302 (32x106) in 27 games during May.
- Sidelined from May 31-June 7 with a non-baseball related issue.

Completed his first season in the Cubs organization in **2007**, appearing in 119 games between Single A Daytona and Single A Peoria.

- Ranked sixth in the Midwest League with a .292 (117x401) batting average.
- Posted a .327 (33x101) batting average with 14 runs scored, five doubles, one triple, one home run and 14 RBI in 26 games during July.
- Hit safely in 15 of his final 16 games from August 19-September 3...hit .371 (23x62) with 13 runs scored, three doubles and six RBI during the stretch.

Played in just 14 games between the GCL Marlins and Single A Greensboro in **2006**.

- Hit his only homer of the season and drove in a season-high three runs on June 26 at the GCL Mets.
- Sidelined from July 5-August 15 with a right hand fracture.

Limited to 11 games with the GCL Marlins in **2005**.

- Hit a pair of doubles and drove in four runs on July 4 at the GCL Mets.
- Sidelined from July 8-September 16 with a right knee sprain.

Made his professional debut in **2004** with the GCL Marlins.

PERSONAL/MISCELLANEOUS

- Resides in College Station, TX during the offseason.
- His father, Jim D. Adduci, played in 70 Major League games with St. Louis (1983), Milwaukee (1986, 1988) and Philadelphia (1989).

FOUR GRAND SLAMS IN A MONTH MATCH CLUB RECORD

Curtis Granderson, Carlos Guillen, Craig Monroe and Ivan Rodriguez all connected for a grand slam in April, 2007. The four in a month matched the club record established in June, 1968 when Mickey Stanley connected for one grand slam and Jim Northrup belted three grand slams.

Tigers teams have connected for three grand slams during a single month 14 times in franchise history.

Courtesy of David Vincent



2018 TIGERS

JAMES (JIM) C. ADDUCI'S CAREER RECORD

Year	Club	AVG	G	AB	R	H	TB	2B	3B	HR	RBI	SH	SF	HB	BB	SO	SB	CS	OBP	SLG	E
2004	GCL Marlins	.207	49	164	21	34	40	4	1	0	27	0	2	6	24	42	6	1	.327	.244	0
2005	GCL Marlins	.378	11	37	3	14	19	3	1	0	7	0	0	0	3	5	1	0	.425	.514	1
2006	GCL Marlins	.286	12	35	3	10	17	2	1	1	5	0	0	0	5	8	1	1	.375	.486	2
	Greensboro	.000	2	3	1	0	0	0	0	0	0	0	0	0	1	0	0	.000	.000	1	
2007	Peoria	.292	107	401	54	117	145	18	2	2	48	1	1	3	30	98	20	6	.345	.362	7
	Daytona	.121	12	33	2	4	5	1	0	0	1	1	0	0	13	0	1	.121	.152	0	
2008	Daytona	.290	123	458	81	133	167	19	3	3	48	10	3	5	63	96	26	8	.380	.365	6
2009	Tennessee	.300	131	467	63	140	181	21	4	4	51	9	0	0	58	76	35	12	.377	.388	6
2010	Iowa	.248	114	367	60	91	111	9	1	3	33	6	4	3	27	80	23	9	.302	.302	0
2011	AZL Cubs#	.176	4	17	0	3	3	0	0	0	0	0	0	0	2	2	0	.176	.176	0	
	Tennessee	.308	71	237	44	73	102	13	2	4	20	3	0	1	26	33	21	4	.379	.430	5
2012	Tennessee	.294	84	252	40	74	103	12	1	5	27	7	3	0	31	47	11	3	.367	.409	1
	Iowa	.306	42	147	27	45	64	9	2	2	17	3	2	1	17	40	7	4	.377	.435	1
2013	Round Rock	.298	127	473	75	141	219	24	3	16	65	5	6	2	65	107	32	9	.381	.463	2
	Texas	.258	17	31	2	8	9	1	0	0	0	0	0	0	3	9	2	0	.324	.290	1
2014	Frisco#	.318	6	22	3	7	13	1	1	1	6	0	1	0	0	5	1	0	.304	.591	1
	Round Rock#	.296	7	27	3	8	9	1	0	0	3	0	0	0	2	8	2	1	.345	.333	1
	Texas	.168	44	101	13	17	23	3	0	1	8	1	2	0	10	27	3	1	.239	.228	0
2015	Lotte*	.314	132	526	105	165	293	34	5	28	106	1	4	8	55	118	24	10	.384	.557	---
2016	Lotte*	.291	64	247	46	72	117	18	3	7	41	1	5	1	18	59	15	2	.336	.474	---
2017	Toledo	.288	55	215	32	62	89	13	1	4	27	0	4	0	20	59	10	3	.343	.414	3
	DETROIT	.241	29	83	14	20	33	6	2	1	10	0	0	0	10	27	1	1	.323	.398	0
	MINOR LEAGUE TOTALS	.285	957	3355	512	956	1287	150	23	45	385	45	26	21	371	720	198	62	.357	.384	37
	DETROIT TOTALS	.241	29	83	14	20	33	6	2	1	10	0	0	0	10	27	1	1	.323	.398	0
	MAJOR LEAGUE TOTALS	.209	90	215	29	45	65	10	2	2	18	1	2	0	23	63	6	2	.283	.302	1

*Not Included in Totals

TRANSACTIONS

- Selected by Florida in the 42nd round of the June 2003 draft
- On disabled list, July 8-September 16, 2005 (right knee sprain)
- On disabled list, July 5-August 15, 2006 (right hand fracture)
- Acquired by Chicago (NL) as the player to be named later from Florida on September 14, 2006
- On disabled list, May 31-June 7, 2008 (non-baseball related issue)
- On disabled list, July 21-August 3, 2010 (skull contusion)
- On disabled list, May 14-July 22, 2011 (right thumb contusion)
- Signed by Texas as a Minor League free agent on November 12, 2012
- On disabled list, April 19-July 21, 2014 (left fifth digit fracture)
- On disabled list, August 29-September 23, 2014 (concussion)
- Signed by the Tigers as a Minor League free agent on January 17, 2017
- On disabled list, May 11-July 5, 2017 (right oblique muscle strain)
- Signed by the Tigers as a Minor League free agent on November 29, 2017

CAREER FIELDING

	G	TC	PO	A	E	DP	PCT
First Base	7	27	25	1	1	3	.963
Outfield	62	123	120	3	0	0	1.000

CAREER HIGHS

- Hits:** 3 (four times) - last, April 25, 2017 vs. Seattle
- Home Runs:** 1 (twice) - last, August 4, 2017 at Baltimore
- RBI:** 3 - May 5, 2017 at Oakland
- Stolen Bases:** 1 (six times) - last, April 28, 2017 vs. Chicago (AL)
- Hitting Streak:** 3 (twice) - last, May 3-6, 2017

DETROIT TIGERS ALL-TIME TEAM

As part of the ceremony surrounding the closing of Tiger Stadium in 1999, Tigers fans voted on a team of all-time Tigers greats. The fans' electees, dubbed the Detroit Tigers All-Time Team, are listed below. There was one tie in the balloting, where lefthanded pitchers Hal Newhouser and Mickey Lolich both received the all-time honor.

Manager	Sparky Anderson	Outfield	Al Kaline
Catcher	Bill Freehan	Outfield	Kirk Gibson
First Base	Hank Greenberg	RHP	Jack Morris
Second Base	Charlie Gehringer	LHP	Mickey Lolich
Third Base	George Kell	LHP	Hal Newhouser
Shortstop	Alan Trammell	RP	John Hiller
Outfield	Ty Cobb		




40 **SERGIO ALCÁNTARA**

HT: 5-9 WT: 151 BT: S TH: R BORN: 7/10/1996 IN SANTO DOMINGO ESTE, DR

INFIELDER

Opening Day Age: 21 **Residence:** Santo Domingo Este, DR
Major League Service: 0.000 **Signed Through:** 2018
How Obtained: Acquired by the Tigers along with Jose King and Dawel Lugo from Arizona in exchange for J.D. Martinez on July 18, 2017

SEASON HIGHLIGHTS

Began the **2017** season in the Arizona Diamondbacks organization, before being acquired by the Tigers on July 18.

- Named to the California League Midseason All-Star Team.
- Ranked fifth in the California League with 6.63 plate appearances per strikeout.
- Hit safely in 12 straight games from June 8-23...batted .354 (17x48) with eight runs scored, three doubles, one home run and six RBI during the streak.
- Finished the month of June with a .300 (30x100) batting average, 17 runs scored, eight doubles, one home run and 10 RBI in 24 games.
- Rated as the best defensive infielder in the Tigers organization by *Baseball America* following the season.
- Played in 33 games with Tigres del Licey in the Dominican Winter League, hitting .255 (27x106) with 15 runs scored, two doubles and seven RBI.

Combined to play in 79 games between the AZL D-backs, Single A Hillsboro, Single A Kane County and Single A Visalia in **2016**.

- Sidelined from June 3-28 with a right knee infection.
- Posted four straight two-hit games with Single A Kane County from August 6-9.
- Ranked as the 31st-best prospect and as having the best infield arm in the Diamondbacks organization by *Baseball America* following the season.

Split the **2015** season between Single A Hillsboro and Single A Kane County, appearing in 91 games.

- Led the Northwoods League with 71 games played, while he was tied for fifth with 257 at-bats.
- Drove in a season-high four runs on July 11 vs. Spokane.
- Ranked as the 28th-best prospect in the Diamondbacks organization by *Baseball America* following the season.

Spent the entire **2014** season with Rookie-level Missoula, playing in 70 games.

- Led the Pioneer League with 48 walks, while he ranked third with 70 games played and 266 at-bats.
- Finished the month of June with a .293 (17x58) batting average, six runs scored, two doubles and six RBI.
- Ranked as the 20th-best prospect in the Diamondbacks organization and as the ninth-best prospect in the Pioneer League by *Baseball America* following the season...also rated as having the best strike zone discipline and infield arm in the Diamondbacks organization by the publication.

Completed his first season of professional baseball in **2013**, appearing in 48 games with the AZL D-backs.

- Led the Arizona League with 44 walks, while he was fifth with a .398 on-base percentage.
- Named the Arizona League Player of the Month for August after hitting .270 (20x74) with 13 runs scored, three doubles, one triple and nine RBI.
- Ranked as the 13th-best prospect in the Diamondbacks organization and the fourth-best prospect in the Arizona League by *Baseball America* following the season...also rated as having the best infield arm in the Diamondbacks organization by the publication.

PERSONAL/MISCELLANEOUS

- Resides in Santo Domingo Este, DR in the offseason.



2018 TIGERS

SERGIO JUNIOR ALCÁNTARA'S CAREER RECORD

Year	Club	AVG	G	AB	R	H	TB	2B	3B	HR	RBI	SH	SF	HB	BB	SO	SB	CS	OBP	SLG	E
2013	AZL D-backs	.243	48	169	31	41	54	5	4	0	16	2	2	1	44	36	3	2	.398	.320	16
2014	Missoula	.244	70	266	48	65	79	11	0	1	18	4	1	1	48	62	8	4	.361	.297	18
2015	Hillsboro	.253	71	257	34	65	84	12	2	1	23	4	2	0	24	46	6	0	.314	.327	22
	Kane County	.113	20	71	5	8	9	1	0	0	5	2	1	1	4	17	1	0	.169	.127	8
2016	AZL D-backs#	.345	7	29	9	10	13	1	1	0	2	2	0	0	4	2	2	0	.424	.448	1
	Hillsboro	.319	15	47	12	15	17	2	0	0	8	0	1	1	10	10	4	2	.441	.362	4
	Kane County	.267	53	180	15	48	59	6	1	1	16	3	4	0	14	26	3	2	.313	.328	15
	Visalia	.267	4	15	2	4	5	1	0	0	0	0	0	1	3	2	0	1	.421	.333	0
2017	Visalia	.279	86	340	44	95	123	15	2	3	28	3	1	0	34	57	11	10	.344	.362	14
	Lakeland	.230	35	126	18	29	35	4	1	0	7	3	0	0	14	23	4	3	.307	.278	10
MINOR LEAGUE TOTALS		.253	409	1500	218	380	478	58	11	6	123	23	12	5	199	281	42	24	.340	.319	108

TRANSACTIONS

- Signed by Arizona as a non-drafted free agent on July 10, 2012
- On disabled list, June 3-28, 2016 (right knee infection)
- Acquired by the Tigers along with Jose King and Dawel Lugo from Arizona in exchange for J.D. Martinez on July 18, 2017



**NON-ROSTER
INVITEE**

**58 VICTOR
ALCÁNTARA**

HT: 6-2 WT: 190 BT: R TH: R BORN: 4/3/1993 IN SANTO DOMINGO, DR

RIGHTHANDED PITCHER

Opening Day Age: 24 Residence: Santo Domingo, DR

Major League Service: 0.027 Signed Through: 2018

How Obtained: Acquired by the Tigers from Los Angeles (AL) in exchange for Cameron Maybin on November 3, 2016.

CAREER HIGHLIGHTS

- Selected to participate in the Futures Game prior to the 2014 All-Star Game at Target Field in Minneapolis -- threw 0.1 innings with one walk in relief.

SEASON HIGHLIGHTS

Pitched in 45 games between Double A Erie, Triple A Toledo and Detroit in **2017** as he saw the first Major League action of his professional career.

- Made six appearances with the Tigers and had an 8.59 ERA (7.11P/7ER) with five strikeouts.
- Combined to pitch in 39 games, including three as a starter, between Double A Erie and Triple A Toledo, and had a 1-3 record with a 3.62 ERA (74.2IP/30ER) and 73 strikeouts.
- Made his Major League debut on September 5 vs. Kansas City and struck out Drew Butera for his first Major League strikeout.

Made 29 appearances, including 20 starts, with Double A Arkansas in **2016**.

- Struck out a season-high eight batters in his season debut on April 8 vs. Midland, throwing 6.0 shutout innings with three hits allowed and one walk.
- Allowed three earned runs-or-fewer in five straight starts from May 25-June 16 -- compiled a 1-1 record with a 2.93 ERA (27.2IP/9ER) and 16 strikeouts over the five-start stretch.
- Did not allow a run over his final seven outings from August 12-September 2, a stretch that spanned 10.0 innings -- in nine appearances as a reliever during the season, he had a 1.35 ERA (13.1IP/2ER) and 10 strikeouts.

Led Single A Inland Empire in wins (7) and strikeouts (125) as he started 27 games in **2015**.

- Ranked second in the California League with 27 starts.
- Sidelined from May 4-15 with a nail avulsion.
- Struck out a season-high nine batters on May 31 vs. San Jose.
- Named California League Pitcher of the Week twice during the season -- earned the honor for the week ending June 15 after throwing 7.0 scoreless innings with two hits allowed, one walk and four strikeouts on June 10 at Stockton, while he pitched 8.0 innings and allowed one unearned run on three hits with a walk and eight strikeouts on August 28 at Stockton to receive the recognition for the week ending August 31.
- Ranked as the fourth-best prospect in the Angels system by *Baseball America* following the season.



Spent the entire **2014** season with Single A Burlington, appearing in 27 games, including 20 starts.

- Ranked third in the Midwest League with a .219 (98x448) opponents batting average, while he led the Burlington pitching staff with 117 strikeouts.
- Allowed three earned runs-or-fewer in 12 consecutive appearances from April 18-June 15 -- had a 4-2 record with one save, a 3.54 ERA (53.1IP/21ER) and 50 strikeouts during the stretch.
- Struck out a season-best 11 batters in 6.0 innings on August 5 at Quad Cities.
- Limited righthanded hitters to a .194 (31x263) batting average, while lefties hit .254 (47x185) against him.
- Ranked as the seventh-best prospect in the Angels system by *Baseball America* following the season.

Pitched in 17 games, including 12 starts, with Single A Orem in **2013**.

- Led the team with 48 strikeouts, while he was second with 59.0 innings pitched.
- Allowed three earned runs-or-fewer in seven consecutive starts from July 11-August 14 -- posted a 1-2 record with a 4.64 ERA (33.0IP/17ER) and 20 strikeouts over the stretch.
- Ranked as the 15th-best prospect in the Angels organization by *Baseball America* following the season.

Completed his first professional season in **2012**, starting 14 games with the DSL Angels.

- Finished the season ranked fourth in the DSL with 77 strikeouts.
- Allowed three earned runs-or-fewer in each of his 14 starts.
- Earned the first win of his professional career on June 29 at the DSL Brewers, throwing 6.0 shutout innings with two hits allowed, four walks and seven strikeouts.
- Started four games in the month of August and posted a 2-1 record with a 0.39 ERA (23.1IP/1ER) and 24 strikeouts.

PERSONAL/MISCELLANEOUS

- Resides in Santo Domingo, DR during the offseason.

VICTOR ALFONZO ALCÁNTARA'S CAREER RECORD

Year	Club	W-L	ERA	G	GS	CG	SHO	SV	IP	H	AB	R	ER	HR	HB	BB	SO	WP	BK	AVG
2012	DSL Angels	5-4	2.13	14	14	0	0	0	72.0	51	256	27	17	0	2	40	77	14	0	.199
2013	Orem	2-5	7.47	17	12	0	0	0	59.0	73	240	59	49	10	2	35	48	14	1	.304
2014	Burlington	7-6	3.81	27	20	0	0	1	125.1	98	448	57	53	6	4	60	117	18	1	.219
2015	Inland Empire	7-12	5.63	27	27	0	0	0	136.0	152	539	98	85	10	9	58	125	20	1	.282
2016	Arkansas	3-7	4.30	29	20	0	0	0	111.0	106	416	62	53	9	5	57	79	7	0	.255
2017	Erie	1-2	3.46	30	2	0	0	1	54.2	46	199	26	21	1	1	34	57	3	1	.231
	Toledo	0-1	4.05	9	1	0	0	0	20.0	22	80	13	9	0	3	12	16	3	0	.275
	DETROIT	0-0	8.59	6	0	0	0	0	7.1	12	32	7	7	1	2	4	5	1	0	.375
MINOR LEAGUE TOTALS		24-34	4.60	114	93	0	0	1	503.1	480	1899	303	257	35	22	250	446	73	3	.253
MAJOR LEAGUE TOTALS		0-0	8.59	6	0	0	0	0	7.1	12	32	7	7	1	2	4	5	1	0	.375

TRANSACTIONS

- Signed by Los Angeles (AL) as a non-drafted free agent on June 10, 2011
- On disabled list, May 4-15, 2015 (nail avulsion)
- Acquired by the Tigers from Los Angeles (AL) in exchange for Cameron Maybin on November 3, 2016

CAREER FIELDING

	G	TC	PO	A	E	DP	PCT
Pitcher	6	1	0	1	0	0	1.000

CAREER HIGHS

- Longest Winning Streak:** No Major League wins
- Longest Losing Streak:** No Major League losses
- Strikeouts:** 1 (five times) - last, September 29, 2017 at Minnesota
- Walks:** 1 (four times) - last, September 29, 2017 at Minnesota
- Innings (relief):** 2.0 - September 18, 2017 vs. Oakland

MULTI-HOME RUN GAMES IN THE POSTSEASON

Jonny Peralta became the sixth Tigers player to connect for two home runs during a postseason game after doing so in the 2012 American League Championship Series vs. New York (AL). The following is a list of six players with multiple home runs in a postseason game in club history:

Player	Date	Opponent
Alan Trammell	October 13, 1984	vs. San Diego
Kirk Gibson	October 14, 1984	vs. San Diego
Magglio Ordóñez	October 14, 2006	vs. Oakland
Delmon Young	October 13, 2011	vs. Texas
Miguel Cabrera	October 15, 2011	at Texas
Jonny Peralta	October 18, 2012	vs. New York (AL)




14

ALEXI
AMARISTA

NON-ROSTER
INVITEE

HT: 5-6
WT: 158
BT: L
TH: R
BORN: 4/6/1989 IN BARCELONA, VZ

INFIELDER

Opening Day Age: 28

Major League Service: 6.040

How Obtained: Signed by the Tigers as a Minor League free agent on January 24, 2018

Residence: Barcelona, VZ

Signed Through: 2018

SEASON HIGHLIGHTS

Appeared in 96 games with the Colorado Rockies in **2017**.

- Hit his third career pinch hit home run on April 29 at Arizona, snapping a streak of 251 at-bats without hitting a home run...had not hit a home run since August 3, 2015 at Milwaukee.
- Tied a career high with four RBI on May 19 at Cincinnati.
- Played in 29 games in April/May, hitting .338 (23x68) with 12 runs scored, six doubles, two home runs and 14 RBI.
- Placed on the paternity list from June 6-8.
- Made his first career postseason appearance in the National League Wild Card Game vs. Arizona and recorded a pinch hit RBI single.
- Appeared in 15 games with Caribes de Anzoategui in the Venezuelan Winter League and hit .268 (15x56) with 12 runs scored, seven doubles, one triple, two home runs and seven RBI.

Limited to 65 games at the Major League level in **2016** due to two separate stints on the disabled list.

- Sidelined from April 20-May 18 with a right hamstring strain.
- Made his second career pitching appearance on May 31 at Seattle, throwing just one pitch to retire Shawn O'Malley and leave the bases loaded.
- Played in 21 games during June, hitting .313 (10x32) with four runs scored and two RBI.
- Sidelined from August 2-September 2 with a left hamstring strain.

Completed his fourth season with the San Diego Padres in **2015**, playing in 118 games.

- Made his first career pitching appearance on June 17 at Oakland, recording the final out of the eighth inning on his second pitch to Billy Burns...was the first position player to pitch for the Padres since Josh Wilson on June 7, 2009 vs. Arizona...at 5'6", he became the shortest player to ever throw a pitch for the Padres (previous: Danny Boone, 5'8")...also became the fifth player since 1974 to hit a home run in a game before pitching in the same game.
- Recorded a walk-off pinch hit single on September 24 vs. San Francisco, his third career walk-off hit.

Played in a career-high 148 games with the Padres in **2014**, also setting career bests in runs scored (39), hits (101), RBI (40) and stolen bases (12).

- Hit a pinch hit go-ahead, three-run home run on April 6 at Miami on his 25th birthday, becoming the second player in Padres history to hit a pinch hit homer on his birthday, joining Greg Vaughn on July 3, 1997.
- Posted his third career game with multiple stolen bases on August 20 at Los Angeles (NL).
- Collected his second career walk-off hit on August 30 vs. Los Angeles (NL).

Saw time in 146 games with San Diego in **2013**.

- Hit .316 (24x76) with runners in scoring position, the third-best mark by a Padre in 2013.
- Tied a career high with four RBI on April 16 at Los Angeles (NL).
- Posted a .302 (29x96) batting average with nine runs scored, two doubles, two triples, one home run and eight RBI over a 30-game stretch from June 28-August 7.
- Recorded his first career walk-off hit on September 26 vs. Arizona with a bases loaded single in the bottom of the 11th inning.

Began the **2012** season with the Los Angeles Angels, before being acquired by the Padres on May 3.

- Made an Opening Day roster at the Major League level for the first time.
- Belted his first Major League home run on June 28 at Houston, a go-ahead grand slam in the top of the ninth...according to the Elias Sports Bureau, he became the first Major League player to hit a go-ahead grand slam in the ninth inning-or-later for his first career homer since September 8, 1969, when Jose Martinez did so for Pittsburgh at Montreal.



- Recorded his first career multi-homer game and tied a career high with four RBI on June 30 at Colorado.
- Finished the month of June with a .341 (15x44) batting average, eight runs scored, three doubles, two triples, three home runs and 10 RBI in 21 games.
- Hit his first career leadoff home run on August 10 at Pittsburgh.
- Collected a career-high five hits on September 2 at Colorado, the most by a Padre since Chase Headley had five hits on September 21, 2009 at Pittsburgh.

Spent most of the **2011** season with Triple A Salt Lake, while also seeing his first Major League action.

- Made his Major League debut on April 26 vs. Oakland and hit a two-run double off of Brandon McCarthy in his first career at-bat.
- Hit safely in each of his first 16 games with Triple A Salt Lake from April 9-June 10...hit .444 (28x63) with 12 runs scored, seven doubles, two home runs and 16 RBI during the streak.
- Ranked as the 19th-best prospect in the Angels system by *Baseball America* following the season.

Combined to play in 135 games between Single A Rancho Cucamonga, Double A Arkansas and Triple A Salt Lake in **2010**.

- Selected to the California League Midseason All-Star Team.
- Named the Angels Defensive Player of the Month for April, May and June.
- Appeared in 48 games in April/May, hitting .358 (73x204) with 31 runs scored, 15 doubles, five triples, two home runs and 26 RBI.
- Posted a 12-game hitting streak with Double A Arkansas from July 22-August 3...batted .426 (20x47) with seven runs scored, one double, one triple, one home run and nine RBI during the streak.
- Hit safely in 14-of-15 games with Triple A Salt Lake, including seven multi-hit games.
- Played in 57 games with Caribes in the Venezuelan Winter League, hitting .295 (64x217) with 41 runs scored, 14 doubles, four triples, nine home runs and 34 RBI.
- Ranked as the 18th-best prospect in the Angels organization and rated as the best defensive second baseman in the California League and Texas League by *Baseball America* following the season.

Named the Angels Minor League Player of the Year in **2009** after spending the entire season with Single A Cedar Rapids.

- Selected to the Midwest League Midseason and Postseason All-Star Teams...was also named a Topps Class A All-Star.
- Led the Midwest League with a .319 (152x477) batting average, while he was tied for second with 39 doubles and 10 triples and third with 152 hits.
- Posted a season-high four hits on May 1 vs. West Michigan.
- Hit .376 (38x101) with 21 runs scored, eight doubles, four triples, two home runs and 15 RBI in 27 games during July.
- Ranked as the 17th-best prospect in the Angels system and rated as the best defensive second baseman in the Midwest League by *Baseball America* following the season.

Spent the majority of the **2008** season with the AZL Angels.

- Named to the Arizona League Postseason All-Star Team.
- Tied for the Arizona League lead with 22 stolen bases, while he ranked second with 67 hits and 46 runs scored and sixth with a .332 (67x202) batting average.
- Had a season-high five hits on July 26 at the AZL Rangers.
- Closed the season on an 11-game hitting streak from August 14-30, hitting .317 (13x41) with 11 runs scored, one double, one triple, one home run and six RBI.

Played in 65 games with the DSL Angels in **2007**.

- Ranked second in the DSL with 82 hits, while he was fourth with a .340 (82x241) batting average and fifth with 119 total bases.
- Had at least one hit and drove in at least one run in each of his first seven games of the season.
- Compiled a 13-game hitting streak from July 13-27, batting .511 (23x45) with nine runs scored, five doubles, one home run and 11 RBI.

PERSONAL/MISCELLANEOUS

- Resides in Barcelona, VZ during the offseason.



2018 TIGERS

ALEXI JOSE AMARISTA'S CAREER RECORD

Year	Club	AVG	G	AB	R	H	TB	2B	3B	HR	RBI	SH	SF	HB	BB	SO	SB	CS	OBP	SLG	E
2007	DSL Angels	.340	65	241	52	82	119	14	4	5	39	1	2	4	25	23	16	6	.408	.494	5
2008	AZL Angels	.332	51	202	46	67	87	6	4	2	21	3	1	1	29	20	22	14	.416	.431	1
	Cedar Rapids	.000	1	2	0	0	0	0	0	0	0	0	0	0	0	1	0	0	.000	.000	0
2009	Cedar Rapids	.319	125	477	84	152	223	39	10	4	49	18	4	8	50	61	38	20	.390	.468	14
2010	Rancho Cucamonga	.303	72	297	39	90	133	19	6	4	39	2	2	3	19	42	17	10	.349	.448	1
	Arkansas	.288	48	191	25	55	62	2	1	1	20	2	5	2	13	15	4	1	.332	.325	6
	Salt Lake	.400	15	65	13	26	38	6	3	0	9	2	1	1	1	4	4	2	.412	.585	0
2011	Salt Lake	.292	86	363	49	106	152	24	5	4	50	4	3	4	22	56	15	8	.337	.419	6
	Los Angeles (AL)	.154	23	52	2	8	13	3	1	0	5	1	1	0	2	8	0	0	.182	.250	2
2012	Salt Lake	.273	18	77	11	21	31	6	2	0	12	0	3	0	3	6	1	0	.289	.403	1
	Tucson	.286	11	49	6	14	18	1	0	1	6	1	0	0	1	6	3	0	.300	.367	0
	Los Angeles (AL)	---	1	0	1	0	0	0	0	0	0	0	0	0	0	0	0	0	---	---	0
	San Diego	.240	105	275	35	66	106	15	5	5	32	6	2	0	17	42	8	4	.282	.385	4
2013	San Diego	.236	146	368	35	87	124	14	4	5	32	3	1	2	22	57	4	2	.282	.337	5
2014	San Diego	.239	148	423	39	101	133	13	2	5	40	8	5	1	29	69	12	1	.286	.314	9
2015	San Diego	.204	118	324	28	66	93	10	4	3	30	3	5	1	24	55	5	1	.257	.287	12
2016	AZL Padres#	.000	1	1	0	0	0	0	0	0	1	0	1	0	0	0	0	0	.333	.000	0
	Lake Elsinore#	.250	2	8	1	2	2	0	0	0	0	0	0	0	0	1	0	0	.250	.250	0
	San Antonio#	.400	1	5	0	2	2	0	0	0	1	0	0	0	0	0	0	0	.400	.400	0
	El Paso	.333	13	48	9	16	22	3	0	1	4	0	2	1	4	8	1	0	.382	.458	1
	San Diego	.257	65	140	9	36	38	2	0	0	11	1	1	0	8	26	9	2	.295	.271	2
2017	Colorado	.238	96	168	22	40	59	10	0	3	19	1	0	0	7	38	1	0	.269	.351	5
MINOR LEAGUE TOTALS		.312	509	2026	336	633	889	120	35	22	251	33	24	24	168	243	121	61	.368	.439	35
AL TOTALS		.154	24	52	3	8	13	3	1	0	5	1	1	0	2	8	0	0	.182	.250	2
NL TOTALS		.233	678	1698	168	396	553	64	15	21	164	22	14	4	107	287	39	10	.278	.326	37
MAJOR LEAGUE TOTALS		.231	702	1750	171	404	566	67	16	21	169	23	15	4	109	295	39	10	.275	.323	39

TRANSACTIONS

- Signed by Los Angeles (AL) as a non-drafted free agent on January 25, 2007
- Acquired by San Diego along with Donn Roach from Los Angeles (AL) in exchange for Ernesto Frieri on May 3, 2012
- On disabled list, April 20-May 18, 2016 (right hamstring strain)
- On disabled list, August 2-September 2, 2016 (left hamstring strain)
- Signed by Colorado as a free agent on January 17, 2017
- On paternity list, June 6-8, 2017
- Signed by the Tigers as a Minor League free agent on January 24, 2018

WILD CARD GAME RECORD

Year	Club/Opp.	AVG	G	AB	R	H	TB	2B	3B	HR	RBI	SH	SF	HB	BB	SO	SB	CS	OBP	SLG	E
2017	COL vs. ARI	1.000	1	1	0	1	1	0	0	0	1	0	0	0	0	0	0	0	1.000	1.000	0
WILD CARD GAME TOTALS		1.000	1	1	0	1	1	0	0	0	1	0	0	0	0	0	0	0	1.000	1.000	0

CAREER FIELDING

	G	TC	PO	A	E	DP	PCT
Pitcher	2	0	0	0	0	0	---
Second Base	168	551	228	316	7	58	.987
Third Base	40	73	19	51	3	6	.959
Shortstop	214	803	262	516	25	108	.969
Outfield	213	276	264	8	4	3	.986

CAREER HIGHS

- Hits:** 5 - September 2, 2012 at Colorado
- Home Runs:** 2 - June 30, 2012 at Colorado
- RBI:** 4 (four times) - last, May 19, 2017 at Cincinnati
- Stolen Bases:** 2 (three times) - last, August 20, 2014 at Los Angeles (NL)
- Hitting Streak:** 9 - June 26-July 5, 2012

GRAND SLAMS (1)

June 28, 2012 at Houston (Brett Myers)

TWO HOME RUN GAMES (1)

June 30, 2012 at Colorado

CONSECUTIVE GAMES PLAYED BY A TIGERS PLAYER

Games	Player	Dates
511	Charlie Gehringer	September 3, 1927-May 7, 1931
504	Charlie Gehringer	June 25, 1932-August 11, 1935
458	Rocky Colavito	June 21, 1960-May 21, 1963
434	Ed Brinkman	September 26, 1971-August 9, 1974




62

SANDY BAEZ

HT: 6-2
WT: 219
BT: R
TH: R
BORN: 11/25/1993 IN JUAN BARON, DR

RIGHTHANDED PITCHER

Opening Day Age: 24

Major League Service: 0.000

How Obtained: Signed by the Tigers as a non-drafted free agent on October 6, 2011.

Residence: San Cristobal, DR

Signed Through: 2018

SEASON HIGHLIGHTS

Made 19 starts between Single A Lakeland and Double A Erie in **2017**.

- Sideline from April 10-May 9 with a right oblique strain.
- Named Florida State League Pitcher of the Week for the week ending June 11 after throwing 6.0 shutout innings with one hit allowed, one walk and seven strikeouts on June 8 vs. St. Lucie.
- Struck out a season-high 11 batters on June 20 at Dunedin...equaled that total in his final start for Lakeland on August 18 vs. Daytona.
- Made four starts during June and compiled a 2-0 record with a 1.52 ERA (23.2IP/4ER) and 35 strikeouts.

Spent the entire **2016** season with Single A West Michigan, starting 21 games.

- Allowed two earned runs-or-less in four consecutive starts from May 17-June 5 -- had a 2-2 record with a 1.44 ERA (25.0IP/4ER) and 15 strikeouts over the four-start stretch.
- Sideline from July 27-August 4 with a right shoulder strain.
- Ranked as the 13th-best prospect in the Tigers organization by *Baseball America* following the season.

Led Single A Connecticut with 65.1 innings pitched and ranked second with 52 strikeouts over 14 starts in **2015**.

- Recorded four consecutive quality starts from August 3-20, compiling a 2-0 record with a 1.50 ERA (24.0IP/4ER) and 17 strikeouts during the streak.
- Ranked as the 26th-best prospect in the Tigers organization by *Baseball America* following the season.

Led the Gulf Coast League with 61.2 innings pitched as he started 12 games with the GCL Tigers in **2014**.

- Ranked second in the GCL with 12 starts, while he was sixth with a 3.06 ERA (61.2IP/21ER)...ranked third among GCL starters with a .258 (62x240) opponents batting average, 7.01 strikeouts per nine innings, 2.34 walks per nine innings and 11.82 baserunners per nine innings.
- Allowed one earned run-or-fewer in five consecutive starts to begin the season from June 20-July 17 -- had a 1-0 record with a 0.82 ERA (22.0IP/2ER) and 16 strikeouts during the stretch.
- Ranked as the 23rd-best prospect in the Tigers organization by *Baseball America* following the season.

Tabbed the DSL Tigers Pitcher of the Year in **2013** after posting an 8-1 record with a 2.05 ERA (61.1IP/14ER) and 50 strikeouts in 14 appearances, including 10 starts.

- Selected to the Dominican Summer League Midseason All-Star squad.
- Ranked fourth in the DSL with a .188 (41x218) opponents batting average, while he was tied for fourth with eight wins.
- Made five starts during the month of June compiling a 4-0 record with a 1.80 ERA (25.0IP/5ER) and 17 strikeouts.
- Allowed one earned run-or-fewer in five straight starts from July 8-August 5 -- went 2-0 with one save, a 0.47 ERA (19.0IP/1ER) and 16 strikeouts over that stretch.
- Held righthanded hitters to a .136 (18x132) batting average, while lefties hit .267 (23x86) against him.

Pitched in 10 games, including nine starts, in **2012** with the DSL Tigers as he completed his first professional season.

- Allowed one earned run in consecutive starts to begin his professional career, giving up a run on four hits with a season-high eight strikeouts on June 5 vs. the DSL Angels and allowing two runs, one earned, on six hits with four strikeouts in 5.0 innings on June 10 at the DSL Angels.

Signed by the Tigers as a non-drafted free agent on October 6, **2011**.

PERSONAL/MISCELLANEOUS

- Resides in San Cristobal, DR during the offseason.
- Participated in the Tigers Winter Caravan and TigerFest.
- Recommended/signed by Carlos Santana, Ramon Perez and Miguel Garcia for the Tigers.



2018 TIGERS

SANDY BAEZ'S CAREER RECORD

Year	Club	W-L	ERA	G	GS	CG	SHO	SV	IP	H	AB	R	ER	HR	HB	BB	SO	WP	BK	AVG
2012	DSL Tigers	0-3	5.21	10	9	0	0	0	38.0	43	147	31	22	1	7	12	42	5	3	.293
2013	DSL Tigers	8-1	2.05	14	10	1	1	1	61.1	41	218	19	14	0	2	16	50	1	1	.188
2014	GCL Tigers	1-2	3.06	12	12	0	0	0	61.2	62	240	27	21	3	3	16	48	4	1	.258
2015	Connecticut	3-4	4.13	14	14	0	0	0	65.1	73	253	36	30	4	5	22	52	2	3	.289
2016	West Michigan	7-9	3.81	21	21	0	0	0	113.1	125	442	54	48	7	6	28	88	9	1	.283
2017	Lakeland	6-7	3.86	17	17	0	0	0	88.2	88	343	40	38	7	2	24	92	4	1	.257
	Erie	0-1	4.50	2	2	0	0	0	10.0	9	38	6	5	3	0	5	13	1	0	.237
MINOR LEAGUE TOTALS		25-27	3.65	90	85	1	1	1	438.1	441	1681	213	178	25	25	123	385	26	10	.262

TRANSACTIONS

- Signed by the Tigers as a non-drafted free agent on October 6, 2011.
- On disabled list, July 27-August 4, 2016 (right shoulder strain)
- On disabled list, April 10-May 9, 2017 (right oblique strain)



51

JOHNNY BARBATO

HT: 6-1 WT: 231 BT: R TH: R BORN: 7/11/1992 IN MIAMI, FL

RIGHTHANDED PITCHER

Opening Day Age: 25 **Residence:** Miami, FL

Major League Service: 0.113 **Signed Through:** 2018

How Obtained: Claimed off waivers by the Tigers from Pittsburgh on January 11, 2018

SEASON HIGHLIGHTS

Began the **2017** season in the New York Yankees organization before being acquired by the Pittsburgh Pirates on April 17.

- Appeared in a career-high 24 games in three stints with the Pirates.
- Made his Pirates debut on April 28 at Miami, retiring six of the seven batters he faced in 2.0 scoreless innings...also made his first Major League plate appearance in the game and flew out.
- Pitched in 10 games, including two starts, with Triple A Indianapolis in July, going 0-1 with three saves, a 1.80 ERA (15.0IP/3ER) and 14 strikeouts.
- Did not allow a run in his final eight appearances of the season with Pittsburgh from August 24-October 1, a stretch that lasted 5.1 innings.

Saw the first Major League action of his career in **2016**, appearing in 13 games with the New York Yankees.

- Made his Major League debut on Opening Day (April 5 vs. Houston), recording three strikeouts in 1.1 innings...became the fourth Yankees pitcher since 1913 to strike out at least three batters, while also not allowing a hit or walk in his Major League debut.
- Earned his first Major League win on April 12 at Toronto, throwing a scoreless inning.
- Began his Major League career with 7.0 consecutive scoreless innings, becoming the first Yankees pitcher since 1912 to throw at least 1.0 scoreless inning and allow one hit-or-less and one walk-or-less in each of his first five Major League appearances.
- Posted a 2-0 record with two saves, a 0.71 ERA (25.1IP/2ER) and 25 strikeouts over his final 16 appearances with Triple A Scranton/Wilkes-Barre from July 5-September 4.

Split the **2015** season between Double A Trenton and Triple A Scranton/Wilkes-Barre, combining to pitch in 40 games.

- Recorded a scoreless appearance in eight of his first 10 outings of the season from April 12-May 14, posting a 2-0 record with a 0.96 ERA (18.2IP/2ER) and 19 strikeouts.
- Joined Triple A Scranton/Wilkes-Barre on July 21 and did not allow a run in 13-of-14 outings with the team, allowing just one earned run and 13 hits in 25.0 innings.

Spent the entire **2014** season with Double A San Antonio, appearing in 27 games.

- Named to the Texas League Midseason All-Star Team.
- Ranked tied for second in the Texas League with 16 saves, converting each of his last 11 save opportunities.
- Recorded 15 consecutive scoreless appearances from April 24-May 27, a stretch that lasted 16.1 innings.
- Sidelined from June 11-September 26 with a right elbow ulnar collateral ligament injury.
- Limited lefthanded hitters to a .196 (10x51) batting average and no extra-base hits.



- Ranked as the 30th-best prospect in the Padres organization by *Baseball America* following the season.
- Acquired by the New York Yankees on December 29 from San Diego in exchange for Shawn Kelley.

Set a Minor League career high with 49 appearances in **2013** with Single A Lake Elsinore.

- Led the team and ranked tied for fourth in the California League with 14 saves.
- Named the California League Pitcher of the Week for the week ending August 19 after throwing 6.0 scoreless innings in his start on August 17 at Rancho Cucamonga.
- Started five games during the month of August, going 1-1 with a 2.77 ERA (26.0IP/8ER) and 18 strikeouts.
- Ranked as the 30th-best prospect in the Padres organization by *Baseball America* following the season.

Spent the entire **2012** season with Single A Fort Wayne, appearing in 48 games, all in relief.

- Ranked tied for second in the Midwest League with 10 holds, while he was tied for fourth with 48 appearances...among MWL relievers, ranked third with a .195 (52x266) opponents batting average, while he ranked fifth with 10.31 strikeouts per nine innings.
- Appeared in nine games during the month of April, going 3-0 with a 1.26 ERA (14.1IP/2ER) and 14 strikeouts.
- Sidelined from May 3-19.
- Named the MWL Pitcher of the Week for the week ending July 22 after tossing 5.0 hitless innings with seven strikeouts in three relief appearances.
- Pitched in 23 games in July/August and compiled a 1-1 record with one save, a 0.72 ERA (37.1IP/3ER) and 39 strikeouts.
- Ranked as the 30th-best prospect in the Padres organization by *Baseball America* following the season.

Completed his first professional season in **2011** with Single A Eugene, making 15 appearances, including 13 starts.

- Earned the first win of his professional career on July 7 vs. Yakama, throwing 5.0 innings and allowing two unearned runs on one hit with one strikeout.
- Ranked as the 19th-best prospect in the Midwest League by *Baseball America* following the season.

PERSONAL/MISCELLANEOUS

- Resides in Miami, FL during the offseason.
- Played in the **2009** Under Armour All-American Game at Wrigley Field.
- Participated in the Tigers Winter Caravan and TigerFest.

JOHN (JOHNNY) EDWARD BARBATO'S CAREER RECORD

Year	Club	W-L	ERA	G	GS	CG	SHO	SV	IP	H	AB	R	ER	HR	HB	BB	SO	WP	BK	AVG
2011	Eugene	1-4	4.89	15	13	0	0	0	57.0	52	210	39	31	4	5	31	50	5	1	.248
2012	Fort Wayne	6-1	1.84	48	0	0	0	3	73.1	52	286	23	15	4	2	31	84	4	0	.195
2013	Lake Elsinore	3-6	5.01	49	7	0	0	14	88.0	90	334	54	49	8	6	33	89	1	0	.269
2014	San Antonio	2-2	2.87	27	0	0	0	16	31.1	26	115	12	10	3	1	10	33	3	0	.226
2015	Trenton	2-2	4.04	26	0	0	0	0	42.1	42	159	19	19	4	3	14	44	1	0	.264
	Scranton/Wilkes-Barre	4-0	0.36	14	0	0	0	3	25.0	13	82	1	1	1	0	11	26	1	0	.159
2016	Scranton/Wilkes-Barre	3-2	2.61	31	1	0	0	3	48.1	38	178	17	14	3	1	23	49	1	0	.213
	New York (AL)	1-2	7.62	13	0	0	0	0	13.0	13	50	11	11	2	2	5	15	0	0	.260
2017	Scranton/Wilkes-Barre	0-1	4.50	1	1	0	0	0	4.0	5	14	2	2	2	0	2	5	0	0	.357
	Indianapolis	0-1	3.06	26	2	0	0	4	35.1	28	132	12	12	7	1	11	36	0	0	.212
	Pittsburgh	0-1	4.08	24	0	0	0	0	28.2	25	110	13	13	4	2	18	23	1	0	.227
	MINOR LEAGUE TOTALS	21-19	3.40	237	24	0	0	43	404.2	346	1490	179	153	36	19	166	416	16	1	.232
	NL TOTALS	0-1	4.08	24	0	0	0	0	28.2	25	110	13	13	4	2	18	23	1	0	.227
	AL TOTALS	1-2	7.62	13	0	0	0	0	13.0	13	50	11	11	2	2	5	15	0	0	.260
	MAJOR LEAGUE TOTALS	1-3	5.18	37	0	0	0	0	41.2	38	160	24	24	6	4	23	38	1	0	.238

TRANSACTIONS

- Selected by San Diego in the sixth round of the June 2010 draft
- On disabled list, May 3-19, 2012
- On disabled list, June 11-September 26, 2014 (right elbow ulnar collateral ligament injury)
- Acquired by New York (AL) from San Diego in exchange for Shawn Kelley on December 29, 2014
- Acquired by Pittsburgh from New York (AL) in exchange for a player to be named later (Matt Frawley) on April 17, 2017
- Claimed off waivers by the Tigers from Pittsburgh on January 11, 2018

MAJOR LEAGUE HITTING RECORD

	AVG	AB	R	H	2B	3B	HR	RBI	SH	SF	HBP	BB	SO
2017	.000	1	0	0	0	0	0	0	0	0	0	0	0
Career	.000	1	0	0	0	0	0	0	0	0	0	0	0

CAREER FIELDING

	G	TC	PO	A	E	DP	PCT
Pitcher	37	7	2	4	1	0	.857

CAREER HIGHS

- Longest Winning Streak:** 1 - April 12, 2016
- Longest Losing Streak:** 3 - April 19, 2016-August 22, 2017
- Strikeouts:** 3 (three times) - last, May 16, 2017 vs. Washington
- Walks:** 3 - May 26, 2017 vs. New York (NL)
- Innings (relief):** 2.1 - May 7, 2017 vs. Milwaukee




64

CHAD BELL

HT: 6-3 WT: 239 BT: R TH: L BORN: 2/28/1989 IN KNOXVILLE, TN

LEFTHANDED PITCHER

Opening Day Age: 29

Major League Service: 0.129

How Obtained: Acquired by the Tigers from Texas in exchange for Bobby Wilson on May 3, 2016.

Residence: Knoxville, TN

Signed Through: 2018

SEASON HIGHLIGHTS

Saw the first Major League action of his career in **2017**, appearing in 28 games, including four starts, with Detroit.

- Began the season with Triple A Toledo, where he posted a 1-2 record with a 1.25 ERA (21.2IP/3ER) and 25 strikeouts in four starts during April.
- Made his Major League debut on May 10 at Arizona and struck out Jake Lamb in the eighth inning for his first Major League strikeout.
- Did not allow a run in the first four appearances of his Major League career, throwing 7.2 consecutive scoreless innings.
- Made his first career Major League start on September 3 vs. Cleveland, allowing five runs, on eight hits, with a strikeout in 4.0 innings.

Began the **2016** season in the Texas Rangers organization, before being acquired by the Tigers on May 3.

- Made five appearances, including two starts, with Triple A Round Rock during April and posted a 1-0 record with a 1.50 ERA (18.0IP/3ER) and 19 strikeouts.
- Named International League Pitcher of the Week for the week ending May 29 -- started two games during the week and had a 1-0 record with a 0.00 ERA (11.0IP/0ER) and eight strikeouts.

Led all Texas Rangers Minor Leaguers with 118 strikeouts in **2015** as he spent the entire season with Double A Frisco.

- Ranked third in the Texas League with 118 strikeouts, fifth with 141.1 innings pitched and seventh with a 1.39 WHIP...ranked fourth among Texas League starters with 6.89 strikeouts per nine innings and fifth with 13.22 baserunners per nine innings.
- Began the season in the bullpen and made four relief appearances before making his first start of the season on April 29 at San Antonio, earning the win after giving up two runs on three hits with six strikeouts in 7.0 innings -- spent the remainder of the season in the starting rotation.
- Struck out a season-high 11 batters in 5.0 innings on May 21 vs. Midland.
- Named the Texas League Pitcher of the Week for the week ending August 31 after throwing 8.0 shutout innings with three hits allowed, one walk and seven strikeouts on August 28 vs. San Antonio.

Combined to pitch in 20 games, including 19 starts, between Single A Hickory, Single A Myrtle Beach and Triple A Round Rock in **2014**.

- Sidelined from April 3-May 13 with a left elbow ulnar collateral ligament injury.
- Allowed three earned runs-or-less in 10 consecutive starts with Myrtle Beach to finish the season from July 4-August 30 -- had a 4-3 record with a 3.26 ERA (47.0IP/17ER) and 31 strikeouts over the 10-start stretch.

Missed the entire **2013** season following Tommy John ligament transplant surgery during Spring Training.

Split the **2012** season between Single A Myrtle Beach, Double A Frisco and Triple A Round Rock, appearing in 31 games, including 21 starts.

- Selected to the Texas League Midseason All-Star Team and was named an Organization All-Star by MiLB.com.
- Did not allow an earned run in seven straight appearances from April 27-May 25 with Frisco, a stretch that spanned 22.1 innings.
- Struck out a season-high eight batters on May 31 vs. Tulsa -- also struck out eight batters with Round Rock on August 2 vs. Tucson.
- Closed the season by allowing two earned runs-or-less in four straight starts with Round Rock from August 18-September 3 -- had a 2-1 record with a 1.64 ERA (22.0IP/4ER) and 21 strikeouts during the stretch.
- Pitched in five games, including three starts, with Tigres de Licey in the Dominican Winter League and went 0-1 with a 7.45 ERA (9.2IP/8ER) and eight strikeouts.



- Spent the entire **2011** season with Single A Myrtle Beach, pitching in 32 games, including nine starts.
- Recorded five consecutive scoreless appearances from May 28-June 12, a stretch that spanned 7.2 innings.
 - Appeared in seven games, including one start, during the month of July and had a 1-0 record with a 1.29 ERA (14.0IP/2ER) and nine strikeouts.

Completed his first professional season in **2010**, splitting the year between Single A Spokane and Single A Hickory.

- Did not allow an earned run in eight appearances during the month of May with Hickory, throwing 12.0 innings and giving up six hits with three walks and 12 strikeouts.
- Allowed three earned runs-or-fewer in all eight starts with Spokane.

Did not see game action in **2009** after being drafted by the Rangers in the 14th round of the MLB First-Year Player Draft and signing his first professional contract.

PERSONAL/MISCELLANEOUS

- Resides in Knoxville, TN during the offseason with his wife, Allison, and son, Paxton.
- Participated in the Tigers Winter Caravan and TigerFest.
- Earned Tennessee Community College Athletic Association Player of the Year and was First Team All-TCCAA as a sophomore at Walters State in **2009** after posting an 8-1 record with a 2.08 ERA (65.0IP/15ER) and 78 strikeouts in 12 starts.

CHADWICK MICAH BELL'S CAREER RECORD

Year	Club	W-L	ERA	G	GS	CG	SHO	SV	IP	H	AB	R	ER	HR	HB	BB	SO	WP	BK	AVG
2010	Spokane	2-0	3.25	8	8	0	0	0	44.1	35	164	16	16	3	2	12	47	3	0	.213
	Hickory	3-3	2.98	26	4	1	0	0	60.1	51	227	29	20	5	0	18	50	6	0	.225
2011	Myrtle Beach	3-2	2.98	32	9	1	0	1	81.2	76	309	30	27	2	2	23	69	3	0	.246
2012	Myrtle Beach	1-0	1.59	4	0	0	0	0	11.1	7	38	2	2	0	0	4	12	1	0	.184
	Frisco	2-2	2.84	13	7	0	0	2	50.2	32	176	17	16	3	1	13	40	3	0	.182
2013	Round Rock	5-5	4.15	14	14	0	0	0	80.1	84	307	39	37	5	3	37	58	3	1	.274
	did not pitch - injured																			
2014	Hickory	2-0	4.10	6	6	1	0	0	26.1	32	104	13	12	5	0	7	14	0	0	.308
	Myrtle Beach	6-3	3.52	13	13	0	0	0	61.1	65	237	25	24	4	2	20	36	0	0	.274
2015	Round Rock	0-0	135.00	1	0	0	0	0	0.1	6	7	5	5	0	0	1	0	0	0	.857
	Frisco	7-13	4.58	27	23	0	0	0	141.1	154	555	83	72	11	5	42	118	3	2	.277
2016	Round Rock	1-0	1.50	5	2	0	0	0	18.0	12	62	4	3	0	0	5	19	1	0	.194
	Toledo	10-4	3.70	28	10	0	0	0	80.1	79	305	34	33	4	1	38	69	3	0	.259
2017	Toledo	2-4	3.41	7	7	0	0	0	34.1	34	129	15	13	3	1	10	31	1	0	.264
	DETROIT	0-3	6.93	28	4	0	0	0	62.1	81	259	49	48	12	3	31	57	1	0	.313
MINOR LEAGUE TOTALS		44-36	3.65	184	103	3	0	3	690.2	667	2620	312	280	45	17	230	563	27	3	.255
MAJOR LEAGUE TOTALS		0-3	6.93	28	4	0	0	0	62.1	81	259	49	48	12	3	31	57	1	0	.313

TRANSACTIONS

- Selected by Milwaukee in the 25th round of the June 2007 draft, but did not sign
- Selected by Cleveland in the 37th round of the June 2008 draft, but did not sign
- Selected by Texas in the 14th round of the June 2009 draft
- On disabled list, April 4-September 27, 2013 (left elbow ulnar collateral ligament injury)
- On disabled list, April 3-May 13, 2014 (left elbow ulnar collateral ligament injury)
- On temporarily inactive list, May 15-18, 2014
- On temporarily inactive list, April 30-May 5, 2015
- On temporarily inactive list, July 30-August 3, 2015
- On temporarily inactive list, April 24-30, 2016
- Acquired by the Tigers from Texas in exchange for Bobby Wilson on May 3, 2016
- On temporarily inactive list, June 2-5, 2016

CAREER FIELDING

	G	TC	PO	A	E	DP	PCT
Pitcher	28	10	1	9	0	1	1.000

CAREER HIGHS

- Longest Winning Streak:** No Major League wins
- Longest Losing Streak:** 3 - August 16-September 14, 2017
- Strikeouts:** 6 (twice) - last, August 23, 2017 vs. New York (AL)
- Walks:** 3 (four times) - last, September 19, 2017 vs. Oakland
- Innings (starter):** 4.2 - September 9, 2017 at Toronto
- Innings (relief):** 4.2 - June 18, 2017 vs. Tampa Bay




48

MATTHEW BOYD

HT: 6-3 WT: 234 BT: L TH: L BORN: 2/2/1991 IN BELLEVUE, WA

LEFTHANDED PITCHER

Opening Day Age: 27 **Residence:** Mercer Island, WA
Major League Service: 1136 **Signed Through:** 2018
How Obtained: Acquired by the Tigers along with Daniel Norris and Jairo Labourt from Toronto in exchange for David Price on July 30, 2015.

SEASON HIGHLIGHTS

Established career highs in games pitched (26), games started (25), innings pitched (135.0) and strikeouts (110) in 2017, while tying a career high in wins (6).

- Made eight starts at Triple A Toledo during the season, throwing 6.0-or-more innings in six of his eight starts and allowing three runs-or-less in seven-of-eight starts.
- Started five games for Detroit in April and posted a 2-1 record with a 3.86 ERA (25.2IP/11ER) and 19 strikeouts.
- Picked up his first Major League hit on May 10 at Arizona off Zack Godley.
- Recorded his first career complete game shutout on September 17 vs. Chicago (AL), allowing just one hit and striking out five...threw 8.2 no-hit innings and allowed a two-out double to Tim Anderson in the ninth inning, breaking up the no-hitter.
- Named Tigers Pitcher of the Month for September after compiling a 1-3 record with a 2.95 ERA (36.2IP/12ER), 30 hits allowed, 11 walks and 30 strikeouts...ranked fourth in the AL with 36.2 innings pitched in September, while he was 10th with a .216 (30x139) opponents batting average.

Completed his first full season in a Tigers uniform in 2016, establishing career highs in wins (6) and finishing the season with a career-best 4.53 ERA (97.1IP/49ER).

- Struck out a season-high nine batters with Toledo on May 20 at Lehigh Valley.
- Posted 10 consecutive starts with three-or-fewer runs allowed from July 9-September 6 - during the stretch, which also included one relief appearance, Boyd had a 5-1 record with a 2.56 ERA (56.1IP/16ER), 49 hits allowed, 16 walks and 52 strikeouts.
- Lefthanded hitters posted a .172 (11x64) average, while righthanders batted .276 (86x312) against him.

Opened the 2015 season in the Toronto Blue Jays organization before being acquired by the Tigers along with Daniel Norris and Jairo Labourt in exchange for David Price.

- Won MiLB.com fans' choice vote for best starting pitcher in the Minor Leagues.
- Selected as a Minor League All-Star and a Double A All-Star by *Baseball America*...in 19 starts in the Minors, he led all qualified starters in WHIP (0.85) and opponents batting average (.176), while he was second in ERA.
- Assigned to Double A New Hampshire to begin the season and did not allow a run in his first three starts, a span that stretched 14.1 innings.
- Named the Eastern League Pitcher of the Week for the week ending May 17 after finishing the week with a 1-0 record, a 0.00 ERA (12.0IP/0ER) and 11 strikeouts in two starts.
- Finished the month of May with a 3-0 record, a 1.19 ERA (37.2IP/5ER) and 30 strikeouts in six starts with New Hampshire.
- Had his contract purchased from Triple A Buffalo on June 27 -- made his Major League debut that day vs. Texas, throwing 6.2 innings and allowing four runs on nine hits with seven strikeouts.
- Had his contract recalled from Triple A Toledo by the Tigers on August 5 -- made his Tigers debut that night vs. Kansas City and picked up the first win of his Major League career, throwing a season-high 7.0 innings and giving up one run on seven hits with two strikeouts.

Split the 2014 season between Single A Dunedin and Double A New Hampshire in the Toronto Blue Jays organization.

- Did not allow a run in four of his first five outings with Dunedin -- posted a 4-0 record, a 0.29 ERA (31.0IP/1ER), 18 hits allowed, five walks and 37 strikeouts during the stretch.
- Earned Florida State League Pitcher of the Week honors three times during the season, receiving the award on April 14, April 28 and August 25.
- Ranked as the 29th-best prospect in the Blue Jays organization by *Baseball America* following the season.

Split the 2013 season between Single A Lansing and Single A Dunedin in the Toronto Blue Jays organization.

- Made his professional debut on July 25 vs. Dayton, throwing 1.0 scoreless inning of relief with two hits allowed and two strikeouts.



PERSONAL/MISCELLANEOUS

- Resides in Mercer Island, WA during the offseason with his wife, Ashley, and their daughter, Meira.
- Visited patients at the Children’s Hospital of Michigan; participates in the Detroit Tigers Autographed Memorabilia Donation Program and Tigers Dreams Come True program; attended Keeping Kids in the Game; participated in the Tigers Winter Caravan and TigerFest.
- Attended Oregon State University and helped the Beavers to the **2013** College World Series -- earned First Team All-Pac-12 honors and was named a Third Team All-American by *Baseball America* as a senior.
- Is a distant relative of Hall of Famer Bob Feller and former First Lady of the United States, Dolly Madison.

MATTHEW ROBERT BOYD’S CAREER RECORD

Year	Club	W-L	ERA	G	GS	CG	SHO	SV	IP	H	AB	R	ER	HR	HB	BB	SO	WP	BK	AVG
2013	Lansing	0-1	0.64	5	3	0	0	0	14.0	7	50	1	1	0	0	1	12	1	0	.140
	Dunedin	0-2	5.40	3	2	0	0	0	10.0	7	34	6	2	0	3	11	0	0	0	.206
2014	Dunedin	5-3	1.39	16	16	1	0	0	90.2	65	331	20	14	4	4	20	103	3	1	.196
	New Hampshire	1-4	6.96	10	10	0	0	0	42.2	55	179	33	33	5	3	13	44	3	0	.307
2015	New Hampshire	6-1	1.10	12	12	0	0	0	73.2	39	252	11	9	3	1	18	70	2	1	.155
	Buffalo	3-1	2.77	6	6	0	0	0	39.0	32	146	13	12	5	1	6	37	2	0	.219
	Toledo	0-0	0.00	1	1	0	0	0	2.0	0	6	0	0	0	0	3	1	0	0	.000
	Toronto	0-2	14.85	2	2	0	0	0	6.2	15	34	11	11	5	0	1	7	2	0	.441
	DETROIT	1-4	6.57	11	10	0	0	0	50.2	56	193	39	37	12	1	19	36	2	0	.290
2016	Toledo	2-5	2.25	11	11	0	0	0	64.0	53	237	20	16	5	2	18	57	0	0	.224
	DETROIT	6-5	4.53	20	18	0	0	0	97.1	97	376	51	49	17	4	29	82	1	0	.258
2017	Toledo	3-3	2.82	8	8	1	0	0	51.0	35	183	16	16	7	1	13	53	1	0	.191
	DETROIT	6-11	5.27	26	25	1	1	0	135.0	157	540	84	79	18	3	53	110	2	0	.291
MINOR LEAGUE TOTALS		20-20	2.49	72	69	2	0	0	387.0	293	1418	120	107	31	12	95	388	12	2	.207
DETROIT TOTALS		13-20	5.25	57	53	1	1	0	283.0	310	1109	174	165	47	8	101	228	5	0	.280
MAJOR LEAGUE TOTALS		13-22	5.47	59	55	1	1	0	289.2	325	1143	185	176	52	8	102	235	7	0	.284

TRANSACTIONS

- Selected by Cincinnati in the 13th round of the June 2012 draft, but did not sign
- Selected by Toronto in the sixth round of the June 2013 draft
- Acquired by the Tigers along with Daniel Norris and Jairo Labourt from Toronto in exchange for David Price on July 30, 2015

MAJOR LEAGUE HITTING RECORD

	AVG	AB	R	H	2B	3B	HR	RBI	SH	SF	HBP	BB	SO
2017	.333	3	0	1	0	0	0	0	0	0	0	0	0
Career	.333	3	0	1	0	0	0	0	0	0	0	0	0

CAREER FIELDING

	G	TC	PO	A	E	DP	PCT
Pitcher	59	36	5	27	4	0	.889

CAREER HIGHS

- Longest Winning Streak:** 5 - July 18-August 24, 2016
- Longest Losing Streak:** 6 - August 10, 2015-June 18, 2016
- Strikeouts:** 8 - July 23, 2017 at Minnesota
- Walks:** 5 - June 7, 2016 vs. Toronto
- Innings (starter):** 9.0 - September 17, 2017 vs. Chicago (AL)
- Innings (relief):** 4.2 - April 24, 2016 vs. Cleveland

TIGER STADIUM FINAL FACTS

THE FINAL GAME

- Date:** Monday, September 27, 1999
- Score:** Detroit 8, Kansas City 2
- Official Attendance:** 43,356 (46,302 tickets distributed)
- Start Time/Temperature:** 4:09 p.m./84 degrees
- Starting Pitchers:** Brian Moehler (DET), Jeff Suppan (KC)
- Umpires:** Rocky Roe (HP), Rick Reed (1B), Durwood Merrill (2B), Jim Reynolds (3B)
- Final Pitch:** 7:07 p.m.

FROM THE FIELD

	Detroit	Opponent
Final Pitcher	Todd Jones	Jeff Montgomery (KC)
Final Batter	Kimera Bartee	Carlos Beltran (KC)
Final Hit	Robert Fick	Mike Sweeney (KC)
Final Putout	Brad Ausmus	Mike Sweeney (KC)
Final Home Run	Robert Fick	Mark Quinn (KC)
Final RBI	Robert Fick	Joe Randa (KC)
Final Stolen Base	Gabe Kapler	Homer Bush (TOR)
Final Home Run over RF Roof	Karim Garcia	Jeremy Burnitz (MIL)
Final Shutout	Brian Moehler	Wilson Alvarez (TB)




67 ENRIQUE BURGOS

NON-ROSTER INVITEE

HT: 6-4 WT: 250 BT: R TH: R BORN: 11/23/1990 IN PANAMA CITY, PA

RIGHTHANDED PITCHER

Opening Day Age: 27 **Residence:** Panama City, PA
Major League Service: 1.052 **Signed Through:** 2018
How Obtained: Signed by the Tigers as a Minor League free agent on November 30, 2017

SEASON HIGHLIGHTS

Began the **2017** season in the Arizona Diamondbacks organization, before being acquired by the Atlanta Braves on May 20.

- Sidelined from April 17-May 3 with a right forearm contusion.
- Sidelined from May 21-28 with a right ankle sprain.
- Did not allow a run in his first 11 appearances with Triple A Gwinnett from May 29-July 4, a stretch that lasted 11.2 innings.
- Made six appearances with Estrellas Orientales in the Dominican Winter League, compiling a 0-0 record with a 131.50 ERA (2.2IP/4ER) and four strikeouts.

Spent most of the **2016** season with Arizona, appearing in 43 games.

- Averaged 9.36 strikeouts per nine innings, the second-best mark among D-backs relievers...his 11.05 strikeouts per nine innings during the second half of the season ranked eighth among National League relievers (min. 25.0 innings pitched).
- Started the season with Triple A Reno and did not allow an earned run during the months of April (five appearances) and May (nine appearances).
- Did not allow an earned run in 13 consecutive appearances from July 24-August 18, a streak of 11.2 innings.

Saw the first Major League action of his career in **2015**, pitching in 30 games with the Diamondbacks.

- Recorded a save in five consecutive appearances with Double A Mobile from April 16-25.
- Made his Major League debut on April 29 vs. Colorado, throwing a scoreless inning.
- Recorded his first Major League strikeout on May 1 at Los Angeles (NL), striking out Justin Turner.
- Earned his first Major League save on May 18 at Miami...notched saves on May 18-19 at Miami, becoming the first D-backs rookie to save consecutive games since J.C. Gutierrez on September 26-27, 2009.
- Sidelined from May 26-June 23 with right shoulder tendinitis.
- Picked up his first Major League win on June 29 vs. Los Angeles (NL).

Spent the entire **2014** season with Single A Visalia, setting career highs in appearances (55) and saves (29).

- Named to the California League Midseason and Postseason All-Star Team and was named an Organization All-Star by MiLB.com.
- Selected to *Baseball America's* Second Team Minor League All-Star.
- Led the California League with 29 saves and 47 games finished, while he ranked second with 55 appearances.
- Successfully converted each of his first 29 save opportunities with his only blown save coming in his final appearance of the season.
- Recorded 10 consecutive scoreless appearances from June 24-July 18, a streak that lasted 8.2 innings.
- Pitched for Salt River in the Arizona Fall League and had a 1-1 record with four saves, a 3.65 ERA (12.1IP/5ER) and 11 strikeouts.
- Ranked as the 29th-best prospect in the Diamondbacks organization and rated as being the best reliever and having the best fastball in the California League by *Baseball America* following the season.

Pitched in 49 games with Single A South Bend in **2013**.

- Ranked third in the Midwest League with 37 games finished, while he was fourth with 17 saves.
- Made 11 appearances in July and had six saves with a 1.64 ERA (11.0IP/2ER) and 12 strikeouts.

Made 25 relief appearances in his first season as a full-time reliever with Single A Yakima in **2012**.

- Notched his first professional save on July 26 at Boise.
- Allowed just three earned runs over his final 18 outings of the season, posting a 2-1 record with four saves, a 0.99 ERA (27.1IP/3ER) and 31 strikeouts.



Spent most of the **2011** season with Rookie-level Missoula, starting 10 games.

- Threw a season-high 6.0 innings on July 1 vs. Great Falls...also tossed 6.0 innings on August 3 vs. Billings.
- Struck out a season-high eight batters in back-to-back starts on July 17 at Idaho Falls and July 23 vs. Casper.

Made 15 starts with Single A Yakima in **2010**.

- Allowed just one home run in 316 batters faced.
- Gave up three runs-or-less in nine consecutive starts from July 21-September 2...went 2-1 with a 3.24 ERA (41.2IP/15ER) and 41 strikeouts during the streak.

Led the Pioneer League with 16 starts in **2009** with Rookie-level Missoula.

- Ranked second among Pioneer League starters with 8.49 strikeouts per nine innings.
- Named Pioneer League Pitcher of the Week for the week ending September 8...had a 2-0 record with a 0.82 ERA (11.0IP/1ER) and 10 strikeouts in two starts during the week.
- Rated as the 24th-best prospect in the Diamondbacks organization by *Baseball America* following the season.

Completed his first season of professional baseball in **2008** with the DSL Diamondbacks.

- Did not allow a run in the first two starts of his professional career, throwing 5.0 no-hit innings on June 3 at the DSL White Sox1 to earn his first pro win, and tossing 6.0 scoreless innings on June 9 vs. the DSL Reds.

PERSONAL/MISCELLANEOUS

- Resides in Panama City, PA during the offseason.
- His father, Enrique Sr., appeared in the majors with Kansas City (1993) and San Francisco (1995)...they formed the first father-son duo from Panama to play in the Major Leagues.

ENRIQUE BURGOS' CAREER RECORD

Year	Club	W-L	ERA	G	GS	CG	SHO	SV	IP	H	AB	R	ER	HR	HB	BB	SO	WP	BK	AVG
2008	DSL Diamondbacks	2-0	3.92	10	10	0	0	0	41.1	35	147	19	18	2	6	26	41	4	0	.238
2009	Missoula	5-3	6.26	16	16	0	0	0	64.2	77	264	50	45	10	5	39	61	8	1	.292
2010	Yakima	2-1	4.50	15	15	0	0	0	68.0	64	246	41	34	1	10	54	54	10	0	.260
2011	Missoula	4-4	6.56	10	10	0	0	0	46.2	57	189	38	34	4	9	28	43	8	1	.302
	South Bend	0-2	19.64	2	1	0	0	0	3.2	6	16	8	8	1	0	5	4	0	0	.375
2012	Yakima	2-3	2.35	25	0	0	0	4	38.1	28	139	11	10	1	2	19	40	3	0	.201
2013	South Bend	2-2	3.88	49	0	0	0	17	46.1	29	162	23	20	1	1	49	50	6	0	.179
2014	Visalia	3-3	2.47	55	0	0	0	29	54.2	37	197	17	15	5	2	26	83	8	0	.188
2015	Mobile	0-0	0.00	10	0	0	0	6	9.1	4	33	0	0	0	0	8	15	1	0	.121
	Reno	0-1	6.00	15	0	0	0	5	15.0	19	63	10	10	3	2	12	23	1	0	.302
	Arizona	2-2	4.67	30	0	0	0	2	27.0	27	105	15	14	2	0	15	39	6	0	.257
2016	Reno	3-0	1.95	24	0	0	0	1	27.2	23	102	7	6	1	1	17	29	1	0	.225
	Arizona	1-2	5.66	43	0	0	0	1	41.1	38	150	27	26	5	1	23	43	5	1	.253
2017	Reno	1-1	6.23	11	0	0	0	1	13.0	15	50	9	9	2	1	11	13	2	1	.300
	Gwinnett	0-1	5.24	24	0	0	0	2	22.1	13	78	13	13	1	0	15	26	3	0	.167
MINOR LEAGUE TOTALS		24-21	4.43	266	52	0	0	65	451.0	407	1686	246	222	32	39	309	482	55	3	.241
MAJOR LEAGUE TOTALS		3-4	5.27	73	0	0	0	3	68.1	65	255	42	40	7	1	38	82	11	1	.255

TRANSACTIONS


- Signed by Arizona as a non-drafted free agent on July 19, 2007
- On disabled list, May 26-June 23, 2015 (right shoulder tendinitis)
- On disabled list, April 17-May 3, 2017 (right forearm contusion)
- Acquired by Atlanta from Arizona in exchange for cash considerations on May 20, 2017
- On disabled list, May 21-28, 2017 (right ankle sprain)
- Signed by the Tigers as a Minor League free agent on November 30, 2017

CAREER FIELDING

	G	TC	PO	A	E	DP	PCT
Pitcher	73	10	3	7	0	0	1.000

CAREER HIGHS

- Longest Winning Streak:** 2 - June 29-October 1, 2015
- Longest Losing Streak:** 2 - May 8-23, 2015
- Strikeouts:** 1 (five times) - 4 - May 3, 2015 at Los Angeles (NL)
- Walks:** 3 - September 2, 2016 at Colorado
- Innings (relief):** 2.0 - May 3, 2015 at Los Angeles (NL)

24

MIGUEL CABRERA

HT: 6-4 WT: 249 BT: R TH: R BORN: 4/18/1983 IN MARACAY, VZ

FIRST BASEMAN

Opening Day Age: 34	Residence: Hollywood, FL
Major League Service: 14:101	Signed Through: 2023 <small>(vesting options for 2024 and 2025)</small>

How Obtained: Acquired by the Tigers along with Dontrelle Willis from Florida, in exchange for Burke Badenhop, Eulogio de La Cruz, Cameron Maybin, Andrew Miller, Mike Rabelo and Dallas Trahern on December 5, 2007

CAREER HIGHLIGHTS

The 2018 season will mark Cabrera's 11th season with the Tigers...marks the third year of an eight-year contract extension with two vesting options for the 2024 and 2025 season he agreed to terms on with the club on March 28, 2014.

- Since the 2003 season, he leads all active players in hits (2,636), doubles (545) and batting average (.317).
- Named the American League Most Valuable Player for the second consecutive year in 2013 -- joined Hal Newhouser as the only two players in franchise history to win the award in back-to-back seasons...is one of only eight Tigers players to capture the MVP award, joining Mickey Cochrane (1934), Hank Greenberg (1935, 1940), Charlie Gehringer (1937), Hal Newhouser (1944, 1945), Denny McLain (1968), Willie Hernandez (1984) and Justin Verlander (2011) in accomplishing the feat...Cabrera became the first native of Venezuela to be named the Most Valuable Player.
- Led the American League with a .330 batting average, 44 home runs and 139 RBI during the 2012 season to become the first player to win the Triple Crown since Boston's Carl Yastrzemski did so in 1967...it marked the 14th time since 1900 a player captured the Triple Crown and Cabrera became the 12th player to accomplish the feat during that time...he was the second Tigers player to do so, joining Ty Cobb (1909)...marked the 25th time a Tigers player has led the league in batting average, the 11th time a Tigers player has led the league in home runs and the 20th time a Tigers player has led the league in RBI.
- Has led the American League in batting average (2011, 2012, 2013, 2015), home runs (2008, 2012) and RBI (2010, 2012) during his Tigers career -- joined Ty Cobb to become only the second player in Tigers history to lead the American League in all three categories.
- Won the American League batting title in 2015 with a .338 batting average, marking his fourth batting crown in a five-year span -- became the ninth player in MLB history to win four batting titles in a five-year stretch, joining Wade Boggs, Rod Carew, Ty Cobb, Tony Gwynn, Rogers Hornsby, Nap Lajoie, Stan Musial and Honus Wagner...also became the third player in Tigers history to win four batting titles, joining Cobb and Harry Heilmann.
- Captured the American League batting title in 2011, 2012 and 2013 to become the first Tigers player to lead the league in hitting in three consecutive seasons since Ty Cobb did so in three straight seasons from 1917-19.
- Led the American League with a .344 batting average for the Tigers in 2011 -- first Tigers player to lead the league in batting average since Magglio Ordoñez did so with a .363 batting average in 2007...became the 10th different player in franchise history to lead the league in batting average...marked the 24th time overall a Tigers player has led the league in batting average.
- Led the American League with 126 RBI for the Tigers in 2010 -- first Tigers player to lead the league in RBI since Cecil Fielder did so with 124 RBI in 1992...became the eighth different player in franchise history to lead the league in RBI...marked the 19th time overall a Tigers player has led the league in RBI.
- Led the American League with 37 home runs for the Tigers in 2008 -- first Tigers player to lead the league in home runs since Cecil Fielder tied for the lead with 44 home runs in 1991...became the seventh different player in franchise history to lead the league in home runs...marked the 10th time overall a Tigers player has led the league in home runs.
- Four-time National League All-Star selection with the Florida Marlins (2004-07)...seven-time American League All-Star selection with the Tigers (2010-16).
- Won two National League Silver Slugger Awards with the Marlins (2005-06)...won five American League Silver Slugger Awards with the Tigers (2010, 2012-13, 2015-16).
- Earned American League Player of the Month honors in July, 2008, August, 2012, May, 2013, August, 2013, September, 2014 and September, 2016...he is the only player in franchise history to ever win the award more than twice.
- Selected American League Player of the Week 11 times during his career, while he has earned National League Player of the Week honors four times.



- Is the Tigers all-time postseason franchise leader with 39 hits, nine home runs and 26 RBI.
- Holds the Major League record with a 31-game postseason on-base streak (9/30/2011-10/13/2013).
- Tabbbed the National League Rookie of the Month with the Marlins in both July and September of 2003.
- Collected 100-or-more RBI in 11 consecutive seasons (2004-14) -- became the fifth player in Major League history to post 11-or-more consecutive seasons with 100-or-more RBI.
- Has recorded 100-or-more RBI in a season 12 times in his career, which is tied with Manny Ramirez, Barry Bonds and Al Simmons for the sixth-most in MLB history...has eight 100-RBI seasons as a Tiger, which are tied with Harry Heilmann for the most in club history.
- Belted 25-or-more home runs and recorded 100-or-more RBI in 11 straight seasons (2004-14) -- is one of just four players in Major League history to accomplish the feat, joining Alex Rodriguez (13 straight seasons), Jimmie Foxx (12 straight seasons) and Lou Gehrig (12 straight seasons).
- Has hit 324 home runs as a Tiger, which are the third most in franchise history, trailing only Al Kaline (399) and Norm Cash (373)...joins Ryan Braun (Milwaukee) and Albert Pujols (St. Louis) as the only active players to hit 300 home runs with one team.
- Has hit 30-or-more homers in a season 10 times in his career and seven times with the Tigers...his seven seasons with 30-or-more homers are the most in Tigers history.
- Has recorded 45 four-hit games in his career, which is tied with Doc Cramer, Goose Goslin, Tony Gwynn, Derek Jeter and Pie Traynor for 24th in MLB history.
- Is the all-time leader among Venezuelan-born players in home runs (462), RBI (1,613), batting average (.317), slugging percentage (.553) and total bases (4,601).
- Played for Venezuela during the World Baseball Classic in 2006, 2009, 2013 and 2017.
- Selected to participate in the Futures Game held prior to the 2001 All-Star Game at Safeco Field in Seattle and the 2002 All-Star Game at Miller Park in Milwaukee.

SEASON HIGHLIGHTS

Played in 130 games with the Tigers in **2017**.

- Finished the season ranked tied for 10th in the American League with six intentional walks.
- Named the Tigers nominee for the 2017 Roberto Clemente Award.
- Closed the season with 462 career home runs, which is tied with Adrian Beltre, Jose Canseco and Adam Dunn for 35th in MLB history and 1,613 career RBI, which ranks 32nd in MLB history.
- Recorded at least one RBI in six straight games from April 13-19, tied for the third-longest streak of his career and longest since a streak of six straight games from June 12-17, 2015.
- Sidelined from April 22-May 2 with a right groin strain.
- Hit a two-run double in the second inning on June 2 vs. Chicago (AL) for his 1,000th career extra-base hit...became the 40th player in MLB history and the fourth active (also: Albert Pujols, Adrian Beltre and Carlos Beltran) to reach the milestone.
- Belted his seventh career walk-off home run on June 15 vs. Tampa Bay (last, August 17, 2013 vs. Kansas City).
- Drew a walk-off walk in the 11th inning on July 16 vs. Toronto...marked the 13th time that he's driven in a walk-off run, but was his first career walk-off walk.
- Recorded the 2,600th hit of his Major League career on July 25 vs. Kansas City...became the 81st player in MLB history to reach 2,600 career hits.
- Played in six games with Team Venezuela in the World Baseball Classic and hit .190 (4x21) with two runs scored, one home run and three RBI.

Selected to the American League All-Star Team in **2016** through the player balloting -- marked his 11th career All-Star selection and his seventh as a member of the Tigers...his seven All-Star selections are tied with Jim Bunning for the fourth most in franchise history and he became the first Tigers position player to go to seven straight All-Star Games since Bill Freehan, who went to 10 straight All-Star Games from 1964-73.

- Tied for the American League lead with 15 intentional walks, while he was second with a .563 slugging percentage, fourth with a .316 batting average, fifth with a .393 on-base percentage, sixth with 335 total bases, tied for sixth with 188 hits and 108 RBI and tied for eighth with 38 home runs.
- Won his seventh Silver Slugger Award and his fifth in the American League.
- Named the Tigers nominee for the 2016 Hank Aaron Award and the 2016 Roberto Clemente Award.
- Belted 38 homers in 2016, marking his 10th season with 30-or-more homers (last, 2013) and his seventh season with at least 30 homers as a Tiger.
- Had a career-high six multi-homer games during the season, hitting two homers on April 25 vs. Oakland, May 20 vs. Tampa Bay, May 23 vs. Philadelphia, July 31 vs. Houston, September 5 at Chicago (AL) and September 30 at Atlanta...now has 39 multi-homer games in his career and 30 with the Tigers, which are the second-most in franchise history, trailing only Hank Greenberg (32).
- Hit the 500th double of his Major League career on May 23 vs. Philadelphia -- became the 62nd player in MLB history to reach the 500 double mark.
- Played in the 2,000th game of his Major League career on June 12 at New York (AL), becoming the sixth Venezuelan-born player to appear in 2,000 Major League games.
- Drove in the 1,500th run of his career on July 22 at Chicago (AL) -- according to the Elias Sports Bureau, Cabrera, at 33 years old, became the fifth-youngest player at the time of his 1,500th RBI, trailing Jimmie Foxx, who was 30, and Lou Gehrig, Alex Rodriguez and Mel Ott, who were each 32.



2018 TIGERS

- Hit a go-ahead solo homer with two outs in the ninth inning on July 27 at Boston -- marked his 14th career go-ahead homer in the ninth inning-or-later (last, May 13, 2014 at Baltimore).
- Recorded his 1,000th RBI in a Tigers uniform on August 18 vs. Boston with a RBI single in the eighth inning -- became the 11th player in franchise history to record 1,000 RBI...according to the Elias Sports Bureau, Cabrera, who had 523 RBI with the Marlins, became the seventh player in MLB history to drive in 500 runs for one team and 1,000 for another, joining Jimmie Foxx (Athletics/Red Sox), Frank Robinson (Reds/Orioles), Barry Bonds (Giants/Pirates), Ken Griffey Jr. (Mariners/Reds), Rafael Palmeiro (Rangers/Orioles) and Alex Rodriguez (Yankees/Mariners).
- Drove in the 1,003rd run of his Tigers career on August 29 vs. Chicago (AL), tying Alan Trammell for 10th place in franchise history.
- Hit his 300th home run as a member of the Tigers in the first inning on September 5 at Chicago (AL) -- became the fourth player in club history to hit 300 home runs, joining Al Kaline (399), Norm Cash (373) and Hank Greenberg (306).
- Drew the 1,000th walk of his Major League career on September 10 vs. Baltimore.
- Recorded the 2,500th hit of his Major League career on September 18 at Cleveland with a single in the third inning -- Cabrera, at 33 years, 153 days old, became the fourth-youngest player since 1900 to reach 2,500 hits, trailing only Ty Cobb (31 years, 242 days), Rogers Hornsby (33 years, 10 days) and Hank Aaron (33 years, 127 days).
- Hit his 307th and 308th home run as a Tiger on September 30 at Atlanta, passing Hank Greenberg (306) for third place in club history.
- Selected the American League Player of the Month for September/October after batting .349 (37x106) with 20 runs scored, four doubles, 10 home runs and 27 RBI -- ranked third in the AL with a .439 on-base percentage and .670 slugging percentage during the month, while he was tied for third with 37 hits and 27 RBI, tied for fourth with 10 home runs, sixth with a .349 batting average and tied for sixth with 20 runs scored...marked his sixth career player of the month award.

Elected the starting first baseman for the American League in the All-Star Game in **2015** -- marked his 10th All-Star Game (sixth in the American League), and third fan-elected start...became the fourth Tiger to earn three fan selections overall, joining Lou Whitaker (1984-86), Lance Parrish (1984-86) and Ivan Rodriguez (2004, 2006-07).

- Led the American League with a .338 batting average and a .440 on-base percentage, while he was tied for sixth with 77 walks and ninth with a .534 slugging percentage.
- Won his sixth Silver Slugger Award, which was his fourth in the American League.
- Named one of seven finalists for the Marvin Miller Man of the Year Award.
- Selected as the Tigers nominee for the Hank Aaron Award and the Roberto Clemente Award.
- Winner of the Luis Aparicio Award, awarded to Venezuela's top Major League player -- marks his fifth time winning the award.
- Named the best hitter in the American League by *Baseball America*.
- Recorded back-to-back four-hit games on April 11 and 12 at Cleveland -- marked the first time in his career he has had four hits in consecutive games and became the first Tigers player to have back-to-back four-hit games since Curtis Granderson on June 26-27, 2008.
- Drew a career-high four walks, including three intentional passes, on April 25 vs. Cleveland -- became the first Tigers player to walk four times in a game since Matt Tuasosopo on May 19, 2013 at Texas.
- Became the first Venezuelan-born player and the 53rd player in MLB history to hit 400 career home runs with his solo homer on May 16 at St. Louis -- at 32 years, 28 days, became the third-youngest active player to reach the 400 home run milestone and the eighth-youngest player all-time to reach 400 career home runs.
- Reached the 1,400 RBI mark on May 21 vs. Houston -- became the 76th player in Major League history to drive in 1,400 runs and the fifth-youngest player in MLB history to reach the milestone.
- Had a season-best, 13-game hitting streak from May 13-26, batting .400 (20x50) with 10 runs scored, three doubles, one triple, five home runs and 11 RBI during the streak.
- Reached base safely in 27 straight games from May 10-June 9 and hit .327 (32x98) with 16 runs scored, five doubles, one triple, six home runs and 18 RBI during the 27-game stretch.
- Had 24 hits, five home runs and 16 RBI in first 10 games vs. the Indians -- according to the Elias Sports Bureau, no Major League player has reached those levels in all three categories over 10 games against an opponent in any season since 1958, when Willie Mays had a 10-game stretch against the Dodgers (24 hits, seven homers and 18 RBI from April 18-August 10).
- Recorded the 900th extra-base hit of his career on June 26 vs. Chicago (AL) -- became just the fifth player in Major League history to record at least 2,200 hits, 400 home runs, 1,400 RBI and 900 extra-base hits by his age-32 season, joining Hank Aaron, Jimmie Foxx, Albert Pujols and Alex Rodriguez.
- Sidelined July 4-August 13 with a left calf strain -- marked his first career trip to the disabled list.
- Drove in three runs on August 16 at Houston to reach 1,426 RBI in his career, passing Andres Galarraga for the most RBI by a Venezuelan-born player in MLB history.
- Recorded multiple hits in seven straight games from August 19-25, tying a career high (also, August 6-13, 2006).
- Led the American League with a .357 (80x224) batting average in home games...hit a league-leading .317 (65x205) on the road.



- Posted a .313 (25x80) batting average vs. lefthanded pitchers...hit an American League-best .344 (120x349) with righthanders on the mound.
- Led the American League with a .365 (35x96) batting average with runners in scoring position.

Selected as the starting first baseman for the American League All-Star squad as he led the league with 52 doubles and 11 sacrifice flies for the Tigers in **2014**.

- Tied for first in the American League with 19 game-winning RBI, while he was second with 78 extra-base hits and 109 RBI, third with 191 hits, tied for third with 101 runs scored, fourth with 320 total bases, tied for fifth with 55 multi-hit games, sixth with a .336 (49x146) batting average with runners in scoring position, seventh with a .313 (191x611) batting average and a .524 slugging percentage and 10th with a .371 on-base percentage.
- Tabbed the best hitter in the American League by *Baseball America*.
- Established a career high with 52 doubles on the season, which are the sixth-most in franchise history.
- Became just the third player in franchise history to connect for 25-or-more home runs, 50-or-more doubles and 100-or-more RBI in a single season, joining Hank Greenberg and Magglio Ordoñez in accomplishing the feat.
- Scored more than 100 runs and drove in more than 100 RBI for the fifth straight season -- according to the Elias Sports Bureau, his streak is tied with Charlie Gehringer (1932-36) for the longest such streak in franchise history.
- Connected for the 2,000th hit of his Major League career with a two-run home run off Ryan Webb in the eighth inning on April 4 vs. Baltimore...he became the 15th active player with 2,000-or-more hits and just the sixth player all-time from Venezuela to reach 2,000 hits...he became the ninth player in Major League history to reach 2,000 hits before their 31st birthday, and the second Tiger to accomplish the feat, joining Ty Cobb who reached 2,000 hits at age 29 years, six months and two days...at 30 years, 11 months and 17 days, he became the seventh-youngest player in Major League history to reach 2,000 hits.
- Became the fifth player in franchise history to hit 250-or-more home runs with the club with a solo home run in the ninth inning on September 15 against Casey Fien and the Twins.
- Selected the American League Player of the Month and the Tigers Player of the Month for September after batting .379 (39x103) with 19 runs scored, 10 doubles, eight home runs and 18 RBI in 26 games.
- Underwent successful right ankle surgery to remove bone spurs and to repair a stress fracture to his navicular bone on October 22, 2014...the procedure was performed by Dr. Robert Anderson in Charlotte, NC.

Named the American League MVP and won his third consecutive batting title in **2013**, batting .348 (193x555) in 148 games on the season.

- Elected the starting third baseman for the American League All-Star Team...marked his fourth All-Star Game appearance as a member of the Tigers.
- Won his fifth Silver Slugger Award and named the American League winner of the Hank Aaron Award, given to the most outstanding offensive performer in each league.
- Tabbed as Player of the Year and American League Player of the Year in voting conducted by his peers for the Players Choice Awards.
- Tabbed the best hitter in the American League by *Baseball America*.
- Named Tiger of the Year by Detroit's chapter of the BBWAA for the second consecutive season.
- Led the American League with a .348 (193x555) average, a .442 on-base percentage and a .636 slugging percentage, while he was tied for first with 37 go-ahead RBI, second with 44 home runs, 137 RBI and 353 total bases, tied for second with 103 runs scored, 193 hits, third with 90 walks, and ninth with 52 multi-hit games.
- Collected 137 RBI during the season, marking the sixth consecutive season he has posted 100-or-more RBI for the Tigers -- became just the second player in Tigers history to drive in 100-or-more RBI in six straight seasons, joining Harry Heilmann, who drove in 100-or-more runs in seven consecutive seasons (1932-1936).
- Matched a career high with 44 home runs on the season.
- Became just the third player in franchise history to connect for 30-or-more home runs and 120-or-more RBI in consecutive seasons, joining Hank Greenberg and Cecil Fielder.
- Collected at least one RBI in each of the team's first five games of the season, marking the longest streak by a Tigers player to start the season since Bobby Higginson did so in the first five games of 2004.
- Drove in 28 runs during the month of April, marking the most for any Tigers player since at least 1921.
- Knocked the 1,000th hit of his Tigers career on May 2 at Houston, becoming the 30th player in franchise history to accomplish the feat.
- Matched career highs with six RBI on May 4 at Houston and three home runs on May 19 vs. Texas.
- Collected the 400th double of his career in the first inning on May 30 vs. Pittsburgh.
- Selected the Tigers Player of the Month and the American League Player of the Month for May after batting .379 (44x116) with 23 runs scored, nine doubles, 12 home runs and 33 RBI in 28 games during the month -- first in the American League with 12 home runs, 33 RBI and a .379 average, while he was tied for first with 44 hits and a .455 on-base percentage during the month.
- Clubbed the 200th home run of his Tigers career on June 1 vs. Baltimore, becoming just the 10th player in franchise history to record 200 home runs.



2018 TIGERS

- Had a 44-game on-base streak from May 14-June 30, marking the second-longest streak in the majors that season (Cuddyer, 46-game streak).
- Connected for 30 home runs prior to the All-Star break -- marks the most home runs by a Tigers player prior to the All-Star break in franchise history.
- Named the American League Player of the Month for August -- hit .356 (36x101) with five doubles, 11 home runs and 31 RBI in 27 games during the month...tied for first in the American League with 11 home runs and 31 RBI, finished fourth with a .356 batting average and tied for 10th with 36 hits...marks the fourth time he earned American League Player of the Month honors with Detroit.
- Led the American League with a .397 (62x156) average with runners in scoring position.
- Led the American League with a .366 (97x265) average at home...finished second with a .331 (96x290) average on the road.
- Underwent core muscle repair surgery on October 29...the surgery was performed by Dr. Bill Myers in Philadelphia.

Led the American League with a .330 batting average, 44 home runs and 139 RBI for the Tigers during the 2012 season to become the first player to win the Triple Crown since Boston's Carl Yastrzemski did so in 1967...it marked the 14th time since 1900 a player captured the Triple Crown and Cabrera is the 12th player to accomplish the feat during that time...he is the second Tigers player to do so, joining Ty Cobb (1909).

- Selected the American League Most Valuable Player -- became the eighth player in Tigers history to earn the honor...joined Mickey Cochrane (1934), Hank Greenberg (1935, 1940), Charlie Gehringer (1937), Hal Newhouser (1944, 1945), Denny McLain (1968), Willie Hernandez (1984) and Justin Verlander (2011) in accomplishing the feat...Cabrera became the first native of Venezuela to be named the Most Valuable Player.
- Topped the American League with 377 total bases, 84 extra-base hits and a .606 slugging percentage, while he finished second with 109 runs scored and 205 hits, fourth with a .393 on-base percentage and seventh with 40 doubles.
- Selected to the American League All-Star squad for the third time during his Tigers career.
- Earned his fourth Silver Slugger Award, his second as a third baseman.
- Won the American League Hank Aaron Award, recognizing the most outstanding offensive performer in each league.
- Selected the Major League Baseball Player of the Year and the American League Outstanding Player as part of the Players Choice Award balloting.
- Tabled the Tiger of the Year by Detroit's chapter of the BBWAA for the third time in his Tigers career.
- Won the Walter "Buck" Leonard Award and Josh Gibson Award from the Negro League Baseball Museum as the American League's batting champion and home run leader, respectively.
- Selected as the Luis Aparicio Award winner as Venezuela's top Major League player.
- Captured the American League batting title by hitting .330, marking the second straight season he won the title -- became the first Tigers player to lead the league in hitting in consecutive seasons since Ty Cobb did so in three straight seasons (1917-19).
- Belted 44 home runs during the season, becoming the first Tigers player to connect for 40-or-more home runs in a season since Cecil Fielder belted 44 home runs in 1991...marked the 10th time in club history a Tigers player has hit 40-or-more home runs in a season and Cabrera became the sixth player in franchise history to do so...additionally, he became the first player in Tigers history to belt 30-or-more home runs in five straight seasons.
- Collected 139 RBI during the season, marking the fifth straight season he has posted 100-or-more RBI for the Tigers.
- Finished with 40 doubles and 44 home runs during the season, joining Hank Greenberg as the only two players in Tigers history to collect 40-or-more doubles and 40-or-more home runs during the same season...Greenberg accomplished the feat for Detroit in both 1937 and 1940.
- Collected 205 hits during the season, marking the first time he has finished with 200-or-more hits during a season -- he became the 21st player in Tigers history to collect 200-or-more hits during a season.
- Recorded 377 total bases during the season, marking the fifth straight season he has posted 300-or-more total bases for the Tigers -- he became the first player in club history to post 300-or-more total bases in five consecutive seasons.
- Collected 40 doubles during the season, marking the third straight season he has posted 40-or-more doubles for the Tigers -- longest such streak by a Tigers player since Charlie Gehringer did so in three straight seasons (1932-34).
- Collected the 1,000th RBI of his career on April 27 at New York (AL) -- according to the Elias Sports Bureau, he became the sixth-youngest player in Major League history to reach 1,000 RBI, trailing Mel Ott (27), Jimmie Foxx (27), Alex Rodriguez (28), Ken Griffey, Jr. (28) and Lou Gehrig (28).
- Belted the 300th home run of his Major League career on July 22 vs. Chicago (AL), a solo shot off Philip Humber -- according to STATS LLC, he became the 14th player in Major League history to hit his 300th home run prior to turning 30 years old...he became the second player born in Venezuela to collect 300 home runs during his career, joining Andres Galarraga.
- Tabled the American League Player of the Month for August -- hit .357 (35x98) with six doubles, eight home runs and 24 RBI in 26 games during the month...second in the American League with eight home runs during August, while he tied for second with 24 RBI, finished fifth with a .357 batting average and tied for seventh with 35 hits.



- Batted .332 (98x295) with 28 home runs in 80 games at home -- established a Comerica Park record with 28 home runs and it marked the most home runs hit at home by a Tigers player since Hank Greenberg connected for 29 home runs at home during the 1946 season...hit .327 (107x327) with 16 home runs in 81 games on the road.
- Established a club record for an American League Division Series game with two doubles on October 7 in Game Two vs. Oakland -- matched a franchise record for an American League Division Series game with three hits and two extra-base hits during that game.

Selected to the American League All-Star squad for the second time with the Tigers as he led the league with a .344 (197x572) batting average during the **2011** season -- became the 10th Tigers player to lead the American League in hitting, the first since Magglio Ordoñez did so with a .363 batting average during the 2007 season.

- Led the American League with 48 doubles and a .448 on-base percentage, while he finished second with 108 walks, 22 intentional walks and a .586 slugging percentage, third with 335 total bases and 78 extra-base hits, fourth with 111 runs scored, fifth with 197 hits, tied for sixth with 105 RBI and tied for 10th with 30 home runs.
- Collected a career-high 108 walks, marking the first time in his career he has walked more than 100 times -- first Tigers player to draw 100-or-more walks during a single season since Tony Phillips and Mickey Tettleton both did so in 1993.
- Finished the season with 111 runs scored, 105 RBI and 108 walks to become just the fifth player in Tigers history to reach a total of 100-or-more in all three categories during a single season -- joined Hank Greenberg (1937, 1938), Charlie Gehringer (1938), Rocky Colavito (1961) and Norm Cash (1961) in accomplishing the feat.
- Finished with 30 home runs and 105 RBI, marking the fourth consecutive season he has posted both 30-or-more home runs and 100-or-more RBI for the Tigers.
- Recorded 48 doubles during the season, marking the second straight season he has posted 40-or-more doubles for the Tigers -- became the first Tigers player with back-to-back seasons of 40-or-more doubles since Hank Greenberg did so for the club in 1939 and 1940.
- Finished with 335 total bases for the Tigers, marking the fourth straight season he surpassed 300 total bases for the club -- became just the second player in franchise history to surpass 300 total bases in at least four straight seasons... Hank Greenberg is the other Tigers player to do so, accomplishing the feat in four straight seasons (1937-40).
- His .448 on-base percentage marked the highest on-base percentage by a Tigers player since Norm Cash finished the 1961 season with a .487 on-base percentage -- his on-base percentage was the highest by a Tigers righthanded hitter since Harry Heilmann posted a .475 on-base percentage in 1927.
- Ranked second among all American League first basemen with 1,379 total chances, 1,263 putouts and 103 assists.
- Won the Walter "Buck" Leonard Award from the Negro League Baseball Museum as the American League's batting champion.
- Selected as the Luis Aparicio Award winner as Venezuela's top Major League player.
- Tabbed the second-best hitter and rated as possessing the second-best strike-zone judgement in the American League by *Baseball America*, while he and Texas' Josh Hamilton were tied for having the second-best power in the league according to the publication.
- Collected the 300th double of his career on April 11 vs. Texas -- according to STATS LLC, he became the first Major League player since at least 1946 to reach 300 doubles prior to turning 28 years old.
- Collected the 1,500th hit of his Major League career on July 15 vs. Chicago (AL), a single in the fifth inning off Gavin Floyd.
- Recorded a season-high, 17-game hitting streak August 2-20, batting .380 (27x71) with seven doubles, a home run and 13 RBI.
- Batted .390 (41x105) with 11 doubles, two home runs and 16 RBI in 27 games during August -- tied for the lead in the American League with 41 hits, while he tied for second with 11 doubles, finished third with a .390 batting average and fifth with a .454 on-base percentage.
- Drove in a run in a season-high seven straight games September 1-7, totaling 11 RBI.
- Batted .353 (152x431) vs. righthanded pitchers -- tops among all American League players...hit .319 (45x141) with lefties on the mound.
- Batted .388 (57x147) with runners in scoring position, second-best in the American League.
- Finished with three hits, including a home run, and three RBI in Game Two of the American League Division Series on October 2 at Yankee Stadium -- became the fifth player in Tigers history to collect at least three hits, a home run and three RBI during a postseason game...joined Hank Greenberg (Game Five of 1940 World Series), Al Kaline (Game Six of 1968 World Series), Alan Trammell (Game One of 1984 American League Championship Series and Game Four of 1984 World Series) and Kirk Gibson (Game Five of 1984 World Series) in accomplishing the feat.
- Belted two home runs in Game Six of the American League Championship Series on October 15 at Texas to match the Tigers single-game postseason record for home runs -- marked the fifth time in franchise history a Tigers player has hit two home runs during a postseason game...he joined Alan Trammell (Game Four of 1984 World Series), Kirk Gibson (Game Five of 1984 World Series), Magglio Ordoñez



2018 TIGERS

(Game Four of 2006 American League Championship Series) and Delmon Young (Game Five of 2011 American League Championship Series) in accomplishing the feat.

- Finished with seven RBI during the American League Championship Series, marking the most RBI collected by a Tigers player in an American League Championship Series.

Selected to the American League All-Star squad in his third season with the Tigers in **2010** as he led the league with 126 RBI -- the first Tigers player to lead the league in RBI since Cecil Fielder did so with 124 RBI in 1992...tabbed the Tiger of the Year by Detroit's chapter of the BBWAA for the second time.

- Led the American League with a .420 on-base percentage and 32 intentional walks, while he finished second with a .328 (180x548) batting average, .622 slugging percentage, 341 total bases, 84 extra-base hits and an RBI once every 4.3 at-bats, tied for second with 111 runs scored, third with 38 home runs and a home run every 14.4 at-bats, tied for fourth with 45 doubles, fifth with 89 walks and 10th with 180 hits.
- Earned his third Silver Slugger Award, his first as a first baseman.
- Joined Hank Greenberg as the only two players in Tigers history to finish with at least 45 doubles, 35 home runs and 120 RBI during a single season -- Greenberg accomplished the feat in 1935, 1937 and 1940.
- Tabbed the best hitter in the American League by *Baseball America*, while he and Texas' Josh Hamilton were both rated as possessing the best power in the league by the publication.
- Established a career high as he matched a Tigers record with three home runs on May 28 vs. Oakland -- marked the 21st time in franchise history a Tigers player has connected for three home runs in a game and the first time since Dmitri Young did so on April 4, 2005 vs. Kansas City.
- Compiled a 20-game hitting streak June 19-July 16 to establish a career best -- batted .397 (29x73) with eight doubles, a triple, three home runs and 19 RBI during the streak.
- Tied for sixth in the American League with seven home runs during August.
- Sidelined for the remainder of the season after suffering a right high ankle sprain on September 27 at Cleveland.
- Fourth in the American League with a .333 (140x420) batting average against righthanded pitchers... finished 10th in the league with a .313 batting average (40x128) vs. lefthanded pitchers.
- Batted .342 (94x275) in 78 games at home, tied for second-best in the American League...hit .315 (86x273) in 72 games on the road, tied for sixth-best in the league.

Tied for third in the American League in **2009** with a .324 batting average in his second season with the Tigers.

- Ranked third in the AL with 334 total bases, while he finished fourth with 198 hits, tied for fifth with 57 multi-hit games, sixth with a .396 on-base percentage and .547 slugging percentage, tied for sixth with 34 home runs and tied for eighth with 103 RBI.
- Tabbed the third-best hitter in the American League by *Baseball America*.
- Collected 11 hits, three home runs and 10 RBI in his first five games of the season April 6-10 -- according to the Elias Sports Bureau, he and Toronto's Adam Lind became the fifth and sixth players since 1920 (when RBI became an official statistic) with at least 10 hits, three home runs and 10 RBI in the team's first five games of the season...Cabrera and Lind joined Bobby Doerr (1941), Lou Brock (1967), Kal Daniels (1988) and Larry Walker (1997) in accomplishing the feat.
- Compiled 17 hits and 12 RBI over his first nine games of the season April 6-15 -- according to the Elias Sports Bureau, he became the third Tigers player since 1955 with at least 17 hits and 12 RBI in the club's first nine games...Cabrera joined Al Kaline (17 hits and 13 RBI in 1955) and Chris Shelton (19 hits and 14 RBI in 2006) in accomplishing the feat.
- Hit .377 (29x77) with two doubles, four home runs and 14 RBI in 21 games during April -- fourth in the American League with a .455 on-base percentage during the month, while he finished fifth with a .377 batting average and tied for ninth with 29 hits.
- Did not commit an error in 55 consecutive games at first base May 14-July 23.
- Recorded a 17-game hitting streak from June 29-July 22 -- hit .324 (22x68) over the course of the streak.
- Hit .337 (33x98) with seven doubles, four home runs and 10 RBI in 24 games during July.
- Did not commit an error over his final 59 games at first base August 1-October 6.
- Connected for his 200th career home run on August 23 at Oakland, a two-run shot in the eighth inning off Michael Wuerz -- became the fifth native of Venezuela to connect for 200 home runs in his career.
- Collected two doubles, a home run and five RBI on August 24 at Los Angeles (AL) -- according to the Elias Sports Bureau, it marked the first time in his career that he collected at least three extra-base hits and at least five RBI in the same game...he became the first Tigers player to accomplish the feat since Magglio Ordoñez finished with a double, two home runs and six RBI on May 24, 2008 vs. Minnesota.
- Hit .348 (102x293) with 19 home runs in 80 games at home -- fourth in the American League with a .348 batting average at home...batted .302 (98x318) with 15 home runs in 80 games on the road.

Led the American League with 37 home runs during his first season with the Tigers in **2008** -- first Tigers player to lead the league in home runs since Cecil Fielder tied for the lead with 44 home runs in 1991... marked the most home runs hit by a Tigers player since Dean Palmer connected for 38 home runs in 1999... tabbed the Tiger of the Year by Detroit's chapter of the BBWAA.

- Tied for the American League lead with 331 total bases, while he finished third with 127 RBI, fifth with 75 extra-base hits, seventh with a .537 slugging percentage and tied for seventh with a home run once every 16.6 at-bats and an RBI once every 4.9 at-bats.



- According to STATS LLC, his 127 RBI marked the third-highest total by a Tigers player in his first season with the club, trailing Dale Alexander's 137 RBI in 1929 and Cecil Fielder's 132 RBI in 1990.
- Received the Josh Gibson Award from the Negro Leagues Baseball Museum for capturing the American League's home run title.
- Appeared at first base for the first time during his Major League career on April 12 at Chicago (AL).
- Collected the 200th double of his career on June 17 at San Francisco.
- Equaled career highs with five hits and six RBI on July 21 at Kansas City -- according to the Elias Sports Bureau, it marked the third time since 1951 a Tigers player has collected five hits and six RBI in the same game...he joined Willie Horton (April 17, 1971 vs. Boston) and Craig Monroe (July 22, 2005 vs. Minnesota) in accomplishing the feat.
- Tabbed both the American League Player of the Month and the Tigers Player of the Month for July -- hit .330 (35x106) with 15 runs scored, six doubles, eight home runs and 31 RBI in 25 games during the month...led the American League with 31 RBI during July, while he tied for third with eight home runs.
- Collected his 1,000th career hit on September 7 at Minnesota, a solo home run in the sixth inning off Glen Perkins -- according to STATS LLC, at 25 years, 142 days old, he became the fifth-youngest player since 1954 to collect 1,000 hits.

Named to the National League All-Star squad for the fourth straight season with the Florida Marlins in **2007** as he tied for third in the league with 119 RBI, tied for fifth with 34 home runs and tied for eighth with a .320 batting average.

- Ranked third in the league with 23 intentional walks, while he finished fifth with 332 total bases, tied for fifth with an RBI once every 4.9 at-bats, seventh with a home run once every 17.3 at-bats, tied for seventh with 56 multi-hit games, eighth with a .401 on-base percentage and .565 slugging percentage and tied for ninth with 188 hits.
- Established a career high with 34 home runs and 119 RBI -- his 34 home runs marked the second-highest single-season total in Marlins history (Gary Sheffield hit 42 home runs in 1996), while his 119 RBI marked the third-highest single-season total in Marlins history (Preston Wilson had 121 RBI in 2000 and Sheffield had 120 RBI in 1996).
- Hit .360 (31x86) with 18 runs scored, five doubles, seven home runs and 19 RBI in 23 games during April -- fourth in the league with a .663 slugging percentage during the month, while he tied for fourth with seven home runs, finished sixth with a .360 batting average, tied for seventh with 19 RBI and tied for ninth with a .429 on-base percentage.
- Batted .362 (34x94) with 16 runs scored, six doubles, eight home runs and 21 RBI in 26 games during July -- tied for third in the National League with eight home runs during the month, while he finished seventh with a .681 slugging percentage, tied for 10th with 34 hits and 12th with a .362 batting average.
- Collected his 500th career RBI on September 4 at Washington to become the third-youngest player in Major League history at 24 years, 139 days old to reach 500 RBI -- only Mel Ott (23 years, 74 days) and Ted Williams (24 years, four days) were younger when they reached 500 RBI.
- Connected for his first career grand slam on September 15 at Colorado.
- Tied for fifth in the National League with a .364 (43x118) batting average vs. lefthanded pitchers...batted .309 (145x470) with righties on the mound.
- Hit .378 (59x156) with runners in scoring position, tops in the National League.
- Ranked fourth among National League third basemen with 100 putouts and 266 assists.
- Hit .375 (9x24) with two doubles and three RBI in seven games for Aragua in the Venezuelan Winter League following the season.

Established Marlins single-season records with a .339 batting average and 50 doubles as he was selected to the National League All-Star squad for the third straight season in **2006**...tabbed the Marlins Most Valuable Player by the South Florida chapter of the BBWAA.

- Ranked second in the National League with a .339 (195x576) batting average and .430 on-base percentage, while he finished third with 50 doubles and 63 multi-hit games, fourth with 27 intentional walks, sixth with a .568 slugging percentage, seventh with 195 hits, tied for eighth with 78 extra-base hits, tied for ninth with 114 RBI and 10th with 327 total bases.
- Earned his second Silver Slugger Award, his first as a third baseman.
- Participated in the Home Run Derby at Major League Baseball's All-Star Game in Pittsburgh, finishing third with 15 home runs.
- Became just the fourth player in Major League history to collect 50 doubles and 25 home runs in a season before his 24th birthday, joining Hank Greenberg in 1934 (63 doubles, 26 home runs), Alex Rodriguez in 1996 (54 doubles, 36 home runs) and Albert Pujols in 2003 (51 doubles, 43 home runs).
- Batted .378 (42x111) with 23 runs scored, 14 doubles, five home runs and 30 RBI in 29 games during May -- tied for the National League lead with 42 hits and 14 doubles during the month, while he was fourth with a .378 batting average and 30 RBI, seventh with a .441 on-base percentage, eighth with a .640 slugging percentage and tied for eighth with 23 runs scored.
- Connected for his 100th career home run on August 23 vs. Washington, a solo shot off Chris Schroder in the third inning -- at 23 years, 127 days old, he became the sixth-youngest player in Major League history to reach 100 career home runs...the five players to reach the plateau faster than Cabrera were Mel Ott



2018 TIGERS

(22 years, 132 days), Tony Conigliaro (22 years, 197 days), Eddie Mathews (22 years, 292 days), Alex Rodriguez (23 years, 16 days) and Andruw Jones (23 years, 62 days).

- Batted .379 (39x103) with 18 runs scored, 11 doubles, seven home runs and 32 RBI in 27 games during August -- tied for the National League lead with 11 doubles, while he finished second with 32 RBI, fourth with a .379 batting average and .709 slugging percentage, tied for fourth with 39 hits, tied for sixth with seven home runs and eighth with a .434 on-base percentage.
- Topped the National League with a .344 (152x442) batting average against righthanded pitchers...hit .321 (43x134) with lefties on the mound.
- Led the National League with a .323 (96x297) batting average in 78 games on the road...finished fourth in the league with a .355 batting average (99x279) in 80 games at home.
- Hit .378 (56x148) with runners in scoring position, fourth-best in the National League.
- Ranked third among National League third basemen with 114 putouts.
- Batted .375 (6x16) with three doubles, a home run and three RBI in five games for Aragua in the Venezuelan Winter League following the season...saw action for Aragua during the league's playoffs, hitting .329 (23x70) with three doubles, five home runs and 20 RBI in 19 games.

Finished third in the National League with a .323 batting average for the Marlins in **2005**, earning his first Silver Slugger Award...named to the National League All-Star squad for the second straight season.

- Tied for the lead in the National League with 57 multi-hit games, while he finished second with 198 hits, third with 344 total bases, fourth with 116 RBI, tied for fourth with 78 extra-base hits, tied for fifth with 43 doubles, sixth with 106 runs scored, seventh with 613 at-bats and a .561 slugging percentage, tied for ninth with 33 home runs and an RBI once every 5.3 at-bats and tied for 10th with 12 intentional walks...finished 10th in the league with 125 strikeouts.
- Selected as the Luis Aparicio Award winner as Venezuela's top Major League player.
- Connected for his 30th home run of the season on September 8 at Washington to become the youngest player in Major League history at 22 years and 143 days old to hit 30 home runs in consecutive seasons -- eclipsed the previous mark held by Albert Pujols by 80 days.
- Tied for fifth in the National League with 22 RBI during September -- hit .283 (28x99) in 25 games during the month.
- Batted .322 (59x183) with runners in scoring position.
- Ranked third among all National League outfielders with 12 assists.

Tabbed the Marlins Most Valuable Player by the South Florida chapter of the BBWAA in **2004**...selected to the National League's All-Star squad for the first time in his career.

- Finished fifth in the National League with 112 RBI, while he tied for fifth with 160 games played and finished 10th with 309 total bases.
- Became the fifth-youngest player in Major League history to collect at least 100 RBI during a single season -- Mel Ott (1929), Al Kaline (1955), Ted Williams (1939) and Alex Rodriguez (1996) are the only four players younger than Cabrera to accomplish the feat.
- Homered in four straight games April 10-14 to match a Marlins record -- became the third player in franchise history to accomplish the feat, joining Kurt Abbott (June 14-17, 1994) and Preston Wilson (May 10-13, 2000).
- Batted .337 (32x95) in 26 games during August, scoring 21 runs and collecting six doubles, five home runs and 15 RBI.
- Tied for third among all National League outfielders with 13 assists.
- Named to *Baseball America's* winter All-Star squad following the season, after hitting .398 (49x123) with 12 home runs and 42 RBI for Aragua in the Venezuelan Winter League.

Joined the Marlins for his first Major League action after having his contract purchased from Double A Carolina on June 20, **2003**...led all National League rookies with a .468 slugging percentage, while he finished second with 12 home runs and 62 RBI and tied for fourth with 36 extra-base hits.

- Batted .365 (97x266) with 10 home runs and 59 RBI in 69 games with Carolina before having his contract purchased by the Marlins on June 20...was leading the Southern League with 97 hits, 29 doubles, 42 extra-base hits, 59 RBI and a .609 slugging percentage at the time of his promotion, while he was second with a .365 batting average.
- Tabbed the most exciting player, best batting prospect and best defensive third baseman and rated as possessing the best strike-zone judgement and best infield arm in the Southern League by *Baseball America*...named the top prospect in the Southern League following the season by *Baseball America*.
- Made his Major League debut on June 20 vs. Tampa Bay -- belted a two-run, walk-off home run in the bottom of the 11th inning against Al Levine for his first Major League hit...became just the third player since 1900 to hit a walk-off home run in his Major League debut, joining California's Billy Parker (September 9, 1971 vs. Milwaukee) and Cleveland's Josh Bard (August 23, 2002 vs. Seattle)... according to David Vincent, Cabrera (20 years, 63 days old) became the sixth-youngest player to homer in his debut: Louisville's (American Association) Scott Stratton (18 years, 21 days on April 21, 1888), Whitey Lockman of the New York Giants (18 years, 345 days on July 5, 1945), Detroit's Denny McLain (19 years, 176 days on September 21, 1963), Cincinnati's Ted Tappe (19 years, 224 days on September 14, 1950) and Kansas City's Clint Hurdle (20 years, 50 days on September 18, 1977) were the five younger players.

- Collected four hits in Game Four of the National League Division Series on October 4 vs. San Francisco -- matched a Major League postseason record for hits in a single game by a rookie, joining Freddie Lindstrom of the New York Giants (Game Five of the 1924 World Series), Joe Garagiola of St. Louis (Game Four of the 1946 World Series), Chad Fonville of Los Angeles (NL) (Game Two of the 1995 National League Division Series) and Derek Jeter of New York (AL) (Game One of the 1996 American League Championship Series).
- Belted his first career postseason home run in Game One of the National League Championship Series on October 7 at Chicago's Wrigley Field against the Cubs, a solo shot in the third inning off Carlos Zambrano -- at 20 years, 182 days old, he became the second-youngest player in Major League history to homer during the postseason (Andruw Jones on October 17, 1996 in Game Seven of the National League Championship Series vs. St. Louis at 19 years, 178 days old).
- Hit .327 with four home runs and 11 RBI in 15 games with Aragua in the Venezuelan Winter League following the season...saw action with Aragua during the league's playoffs, batting .288 with seven home runs and 15 RBI in 20 games...hit .333 (8x24) with three doubles, a triple and two RBI for Venezuela during the Caribbean Series.

Led the Florida State League with 43 doubles for Single A Jupiter during the **2002** season, while he finished third with 53 extra-base hits.

- Named the top prospect in the Marlins organization and fifth-best prospect in the Florida State League by *Baseball America* following the season.
- Named the top prospect in the Venezuelan Winter League by *Baseball America* following the season -- hit .329 (46x140) with 10 doubles, four home runs and 24 RBI for Aragua.

Selected to the Midwest League postseason All-Star squad for his efforts with Single A Kane County in **2001**.

- Named the second-best prospect in the Marlins organization and ninth-best prospect in the Midwest League by *Baseball America* following the season.
- Saw action with Aragua in the Venezuelan Winter League following the season, batting .300 (54x180) with 11 doubles, five home runs and 18 RBI.

Made his professional debut with the Gulf Coast League Marlins in **2000**, before earning a promotion to Single A Utica on August 29.

- Led the Gulf Coast League with 219 at-bats, while he tied for second with 57 games played and finished fifth with 38 runs scored.
- Topped all Gulf Coast League shortstops with a .950 fielding percentage, 90 putouts, 156 assists and 27 double plays.
- Named the third-best prospect in the Marlins organization and 20th-best prospect in the Gulf Coast League by *Baseball America* following the season.

Signed by the Marlins as a non-drafted free agent on July 2, **1999**.

PERSONAL/MISCELLANEOUS

- He, his wife, Rosangel, daughters, Rosangel and Isabella, and son, Christopher, reside in Hollywood, FL during the offseason.
- Donated \$900,000 to Project Medishare for Haiti, Inc., which provided medical relief to support those affected by the earthquake in Haiti in January, **2010**.
- Actively participates in Tigers Dreams Come True and the Detroit Tigers Autographed Memorabilia Donation program, established the Miguel Cabrera Foundation in **2012**, participates in Autographs for a Cause (donates funds to the Miguel Cabrera Foundation), participated in the pregame ceremony prior to the annual ¡Fiesta Tigres! game, provided the seed money to launch Play Baseball Detroit, hosts "Keeping Kids in the Game", which annually raises over \$200,000 to benefit the Children's Hospital of Michigan Foundation, C.S. Mott Children's Hospital, the Miguel Cabrera Foundation and the Detroit Tigers Foundation.
- Launched "Miggy Ball 24" during the **2015** offseason...the competition event is for younger children and is put together by the Miguel Cabrera Foundation in Venezuela; also hosted the "Miggy Ball Gala" in January, **2016** in Miami to raise funds for the Miguel Cabrera Foundation...his foundation has helped renovate several youth baseball fields in Venezuela.
- Named the Tigers nominee for the Roberto Clemente Award in **2012, 2013, 2015, 2016** and **2017**.





2018 TIGERS

JOSE MIGUEL CABRERA'S CAREER RECORD

Year	Club	AVG	G	AB	R	H	TB	2B	3B	HR	RBI	SH	SF	HB	BB	SO	SB	CS	OBP	SLG	E
2000	GCL Marlins	.260	57	219	38	57	77	10	2	2	22	0	2	6	23	46	1	0	.344	.352	13
	Utica	.250	8	32	3	8	10	2	0	0	6	0	0	0	2	6	0	0	.294	.313	4
2001	Kane County	.268	110	422	61	113	161	19	4	7	66	1	3	2	37	76	3	0	.328	.382	32
2002	Jupiter	.274	124	489	77	134	206	43	1	9	75	1	8	9	38	85	10	1	.333	.421	17
2003	Carolina	.365	69	266	46	97	162	29	3	10	59	0	4	2	31	49	9	4	.429	.609	15
	Florida	.268	87	314	39	84	147	21	3	12	62	4	1	2	25	84	0	2	.325	.468	4
2004	Florida	.294	160	603	101	177	309	31	1	33	112	0	8	6	68	148	5	2	.366	.512	9
2005	Florida	.323	158	613	106	198	344	43	2	33	116	0	6	2	64	125	1	0	.385	.561	7
2006	Florida	.339	158	576	112	195	327	50	2	26	114	0	4	10	86	108	9	6	.430	.568	17
2007	Florida	.320	157	588	91	188	332	38	2	34	119	1	7	5	79	127	2	1	.401	.565	23
2008	DETROIT	.292	160	616	85	180	331	36	2	37	127	0	9	3	56	126	1	0	.349	.537	14
2009	DETROIT	.324	160	611	96	198	334	34	0	34	103	0	1	5	68	107	6	2	.396	.547	7
2010	DETROIT	.328	150	548	111	180	341	45	1	38	126	0	8	3	89	95	3	3	.420	.622	13
2011	DETROIT	.344	161	572	111	197	335	48	0	30	105	0	6	3	108	89	2	1	.448	.586	13
2012	DETROIT	.330	161	622	109	205	377	40	0	44	139	0	5	3	66	98	4	1	.393	.606	13
2013	DETROIT	.348	148	555	103	193	353	26	1	44	137	0	2	5	90	94	3	0	.442	.636	12
2014	DETROIT	.313	159	611	101	191	320	52	1	25	109	0	11	3	60	117	1	1	.371	.524	6
2015	DETROIT	.338	119	429	64	145	229	28	1	18	76	0	2	3	77	82	1	1	.440	.534	4
2016	DETROIT	.316	158	595	92	188	335	31	1	38	108	0	5	4	75	116	0	0	.393	.563	7
2017	DETROIT	.249	130	469	50	117	187	22	0	16	60	0	3	3	54	110	0	1	.329	.399	1
MINOR LEAGUE TOTALS		.286	368	1428	225	409	616	103	10	28	228	2	17	19	131	262	23	5	.350	.431	81
NL TOTALS		.313	720	2694	449	842	1459	183	10	138	523	5	26	25	322	592	17	11	.388	.542	60
DETROIT TOTALS		.319	1506	5628	922	1794	3142	362	7	324	1090	0	52	35	743	1034	21	10	.398	.558	90
MAJOR LEAGUE TOTALS		.317	2226	8322	1371	2636	4601	545	17	462	1613	5	78	60	1065	1626	38	21	.395	.553	150

TRANSACTIONS

- Signed by Florida as a non-drafted free agent on July 2, 1999
- On temporarily inactive list, July 7-11, 2001 (Participating in Futures Game)
- On temporarily inactive list, July 6-8, 2002 (Participating in Futures Game)
- Acquired by the Tigers along with Dontrelle Willis from Florida, in exchange for Burke Badenhop, Eulogio De La Cruz, Cameron Maybin, Andrew Miller, Mike Rabelo and Dallas Trahern on December 5, 2007
- On paternity list, August 25-26, 2011
- On disabled list, July 4-August 14, 2015 (left calf strain)
- On disabled list, April 22-May 2, 2017 (right groin strain)
- On suspended list, September 2-9, 2017

ALL-STAR GAME RECORD

Year	League/Site	POS.	AVG	AB	R	H	TB	2B	3B	HR	RBI	SH	SF	HB	BB	SO	SB	CS	OBP	SLG	E
2004	NL/Houston	RF	.000	2	0	0	0	0	0	0	0	0	0	0	0	1	0	0	.000	.000	0
2005	NL/Detroit	LF	.000	2	0	0	0	0	0	0	1	0	0	0	0	0	0	0	.000	.000	0
2006	NL/Pittsburgh	3B	.000	0	0	0	0	0	0	0	0	0	0	0	0	0	0	0	.000	.000	0
2007	NL/San Francisco	PH	.000	1	0	0	0	0	0	0	0	0	0	0	0	1	0	0	.000	.000	0
2010	AL/Los Angeles (AL)	1B	.500	2	0	1	1	0	0	0	0	0	0	0	0	0	0	0	.500	.500	0
2011	AL/Arizona	1B	.000	1	0	0	0	0	0	0	0	0	0	0	0	0	0	0	.000	.000	0
2012	AL/Kansas City	3B	.000	1	0	0	0	0	0	0	0	0	0	0	0	0	0	0	.000	.000	0
2013	AL/New York (NL)	3B	.333	3	1	1	2	1	0	0	0	0	0	0	0	1	0	0	.333	.667	0
2014	AL/Minesota	1B	.333	3	1	1	4	0	0	1	2	0	0	0	0	0	0	0	.333	.333	0
2015	AL/Cincinnati	DNP-Injured																			
2016	AL/San Diego	1B	.000	1	0	0	0	0	0	0	0	0	0	0	0	1	0	0	.000	.000	0
ALL-STAR GAME TOTALS			.188	16	2	3	7	1	0	1	3	0	0	0	0	4	0	0	.188	.438	0

WORLD BASEBALL CLASSIC RECORD

Year	Club/Opp.	AVG	G	AB	R	H	TB	2B	3B	HR	RBI	SH	SF	HB	BB	SO	SB	CS	OBP	SLG	E
2006	Venezuela	.211	6	19	3	4	11	1	0	2	5	0	0	2	4	6	0	0	.400	.579	2
2009	Venezuela	.281	8	32	5	9	19	4	0	2	4	0	0	0	1	6	0	0	.303	.594	1
2013	Venezuela	.333	3	12	3	4	7	0	0	1	3	0	0	0	2	2	1	0	.429	.583	0
2017	Venezuela	.190	6	21	2	4	7	0	0	1	3	0	0	0	4	4	0	0	.320	.333	0
WBC TOTALS		.250	23	84	13	21	44	5	0	6	15	0	0	2	11	18	1	0	.351	.524	3

DIVISION SERIES RECORD

Year	Club/Opp.	AVG	G	AB	R	H	TB	2B	3B	HR	RBI	SH	SF	HB	BB	SO	SB	CS	OBP	SLG	E
2003	FLA vs. SF	.286	4	14	1	4	6	2	0	0	3	1	0	0	1	6	0	0	.333	.429	1
2011	DET vs. NYY	.200	5	15	2	3	6	0	0	1	3	0	0	0	5	5	1	0	.400	.400	0
2012	DET vs. OAK	.250	5	20	1	5	7	2	0	0	1	0	0	1	1	1	0	0	.318	.350	0
2013	DET vs. OAK	.250	5	20	1	5	8	0	0	1	3	0	0	0	1	2	0	0	.286	.400	1
2014	DET vs. BAL	.364	3	11	2	4	8	1	0	1	1	0	0	0	1	2	0	0	.417	.727	0
DIVISION SERIES TOTALS		.263	22	80	7	21	35	5	0	3	11	1	0	1	9	16	1	0	.344	.438	2

LEAGUE CHAMPIONSHIP SERIES RECORD

Year	Club/Opp.	AVG	G	AB	R	H	TB	2B	3B	HR	RBI	SH	SF	HB	BB	SO	SB	CS	OBP	SLG	E
2003	FLA vs. CHC	.333	7	30	9	10	19	0	0	3	6	0	0	1	2	6	0	0	.394	.633	0
2011	DET vs. TEX	.400	6	20	5	8	21	4	0	3	7	0	0	0	7	6	1	0	.556	1.050	0
2012	DET vs. NYY	.313	4	16	3	5	9	1	0	1	4	0	0	0	3	2	0	0	.421	.563	0
2013	DET vs. BOS	.273	6	22	3	6	9	0	0	1	4	0	0	0	2	7	1	0	.333	.409	1
LCS TOTALS		.330	23	88	20	29	58	5	0	8	21	0	0	1	14	21	2	0	.427	.659	1



WORLD SERIES RECORD

Year	Club/Opp.	AVG	G	AB	R	H	TB	2B	3B	HR	RBI	SH	SF	HB	BB	SO	SB	CS	OBP	SLG	E
2003	FLA vs. NYY	.167	6	24	1	4	7	0	0	1	3	0	0	0	1	7	0	0	.200	.292	1
2012	DET vs. SF	.231	4	13	1	3	6	0	0	1	3	0	0	0	3	4	0	0	.375	.462	0
WORLD SERIES TOTALS		.189	10	37	2	7	13	0	0	2	6	0	0	0	4	11	0	0	.268	.351	1

CAREER FIELDING

	G	TC	PO	A	E	DP	PCT
First Base	1093	9413	8645	709	59	905	.994
Third Base	697	1665	490	1101	74	134	.956
Outfield	347	596	549	30	17	5	.971

CAREER HIGHS

Hits: 5 (twice) - last, July 21, 2008 at Kansas City
Home Runs: 3 (twice) - last, May 19, 2013 at Texas
RBI: 6 (five times) - last, May 4, 2013 at Houston
Stolen Bases: 1 (38 times) - last, April 10, 2015 at Cleveland
Hitting Streak: 20 - June 19-July 16, 2010

GRAND SLAMS (4)


September 15, 2017 at Colorado (Juan Morillo) April 10, 2009 vs. Texas (Kris Benson) September 18, 2012 vs. Oakland (Jesse Chavez)
 June 1, 2013 at Baltimore (T.J. McFarland)

THREE HOME RUN GAMES (2)

May 28, 2010 vs. Oakland May 19, 2013 at Texas

TWO HOME RUN GAMES (37)

July 1, 2003 vs. Atlanta April 13, 2004 at Montreal April 8, 2005 vs. Washington
 June 23, 2005 at Atlanta July 19, 2005 at Arizona August 16, 2006 at Los Angeles (NL)
 August 23, 2006 vs. Washington June 16, 2007 at Kansas City July 15, 2007 vs. Washington
 July 8, 2008 vs. Cleveland August 9, 2008 vs. Oakland August 22, 2008 at Kansas City
 September 19, 2008 at Cleveland April 8, 2009 at Toronto May 5, 2010 at Minnesota
 July 19, 2010 vs. Texas August 18, 2010 at New York (AL) April 3, 2011 at New York (AL)
 June 29, 2011 vs. New York (NL) April 7, 2012 vs. Boston June 2, 2012 vs. New York (AL)
 July 4, 2012 vs. Minnesota July 22, 2012 vs. Chicago (AL) September 18, 2012 vs. Oakland
 May 4, 2013 at Houston June 28, 2013 at Tampa Bay September 2, 2014 at Cleveland
 September 6, 2014 vs. San Francisco April 12, 2015 at Cleveland April 29, 2015 at Minnesota
 May 14, 2015 vs. Minnesota April 25, 2016 vs. Oakland May 20, 2016 vs. Tampa Bay
 May 23, 2016 vs. Philadelphia July 31, 2016 vs. Houston September 5, 2016 at Chicago (AL)
 September 30, 2016 at Atlanta



46

JEIMER CANDELARIO

HT: 6-1 WT: 221 BT: S TH: R BORN: 11/24/1993 IN NEW YORK, NY

INFIELDER

Opening Day Age: 24 Residence: San Pedro de Macoris, DR

Major League Service: 0.056 Signed Through: 2018

How Obtained: Acquired by the Tigers along with Isaac Paredes and cash considerations from Chicago (NL) in exchange for Alex Avila and Justin Wilson on July 31, 2017.

CAREER HIGHLIGHTS

- Selected to participate in the Futures Game prior to the 2016 All-Star Game at PETCO Park in San Diego, but was unable to play after being promoted to the Majors prior to the contest.

SEASON HIGHLIGHTS

- Began the 2017 season in the Chicago Cubs organization, before being acquired by the Tigers on July 31.
- Was a perfect 4x4 with three doubles, a triple and five RBI on April 12 vs. New Orleans.
 - Played in 21 games during April with Triple A Iowa, hitting .306 (22x72) with 15 runs scored, 10 doubles, two triples, three home runs and 18 RBI.
 - Hit the first home run of his Major League career on June 29 at Washington...also homered with the Tigers on September 14 and 17 vs. Chicago (AL).
 - Reached base safely in 23-of-27 games with the Tigers and had a .406 on-base percentage.
 - Made his Tigers debut on August 8 at Pittsburgh and went 1x2 with a run scored.
 - Drove in two runs September 5 vs. Kansas City...marked his first RBI as a Tiger.
 - Started a 5-4-3 triple play on September 8 at Toronto...was the Tigers first triple play since August 1, 2001.



2018 TIGERS

- Established a career high with four RBI on September 17 vs. Chicago (AL).
- Finished the month of September with a .341 (30x88) batting average with 15 runs scored, seven doubles, two home runs and 13 RBI.
- Appeared in 22 games with Toros del Este in the Dominican Winter League, hitting .289 (24x83) with 10 runs scored, four doubles, one triple, one home run and eight RBI.

Saw the first Major League action of his career in **2016** with the Chicago Cubs.

- Named to the Southern League Midseason All-Star Team and was selected an Organization All-Star by MiLB.com.
- Drove in seven runs and went 4x5 with two doubles and a home run on May 21 vs. Biloxi.
- Finished the month of June with a .348 (24x69) batting average with 12 runs scored, seven doubles, two triples, three home runs and 15 RBI in 23 games with Triple A Iowa.
- Made his Major League debut on July 3 at New York (NL)...collected his first hit, a single, off Noah Syndergaard in the seventh inning.
- Hit safely in 12 straight games with Triple A Iowa from August 13-26...hit .431 (22x51) with 10 runs scored, four doubles, one triple, three home runs and 18 RBI during the streak.
- Ranked as the seventh-best prospect in the Cubs organization and the 17th-best prospect in the Pacific Coast League by *Baseball America* following the season.

Combined to play in 128 games between Single A Myrtle Beach and Double A Tennessee in **2015**.

- Selected to the Carolina League Midseason All-Star Team and was named an Organization All-Star by MiLB.com.
- Sideline from June 8-15 with a left hand bruise.
- Had a pair of four-hit games, first on June 30 at Winston-Salem and then on July 4 at Carolina.
- Hit .303 (20x66) with eight runs scored, five doubles, one home run and seven RBI in 18 games during June with Single A Myrtle Beach.
- Had a 15-game hitting streak with Double A Tennessee from July 24-August 10...batted .379 (22x58) with eight runs scored, four doubles, one triple, three home runs and 18 RBI during the streak.
- Named an Arizona Fall League Rising Star after batting .329 (27x82) with eight doubles, five home runs and 15 RBI in 21 games with the Mesa Solar Sox.
- Ranked as the 10th-best prospect in the Cubs organization and the 13th-best prospect in the Carolina League by *Baseball America* following the season.

Split the **2014** season between Single A Kane County and Single A Daytona, playing in 125 games.

- Drove in six runs and went 2x4 with a double and a home run on April 28 at Lakeland.
- Named the Midwest League Player of the Week for the week ending July 13 after hitting .500 (12x24) with six runs scored, five doubles, three home runs and nine RBI in seven games during the week.
- Ranked as the 24th-best prospect in the Cubs organization by *Baseball America* following the season.

Spent the entire **2013** season with Single A Kane County.

- Finished the season with 35 doubles, which ranked tied for third in the Midwest League and tied for sixth on Kane County's all-time, single-season list.
- Had a season-high four hits on May 20 at Cedar Rapids.
- Rated as the eighth-best prospect in the Cubs organization by *Baseball America* following the season.

Played in 71 games with Single A Boise in **2012**.

- Ranked fourth in the Northwest League with 71 games played, 278 at-bats and 47 RBI.
- Hit .339 (20x59) with eight runs scored, two doubles, four home runs and 13 RBI in 15 games during April.
- Had a season-high four hits with two doubles and two RBI on August 10 at Everett.
- Ranked as the eighth-best prospect in the Cubs organization and the seventh-best prospect in the Northwest League by *Baseball America* following the season.

Made his professional debut in **2011** with the DSL Cubs, appearing in 72 games.

- Ranked tied for second in the Dominican Summer League with 72 games played and 53 RBI, while he was tied for third with 84 hits and fifth with a .337 (84x249) batting average.
- Hit .367 (33x90) with 21 runs scored, seven doubles, two home runs and 25 RBI in 26 games during June.
- Rated as the 20th-best prospect in the Cubs organization by *Baseball America* following the season.

PERSONAL/MISCELLANEOUS

- Resides in San Pedro de Macoris, DR in the offseason.
- Participates in the Tigers Dreams Come True program and participated in the pregame ceremony prior to the annual ¡Fiesta Tigres! game, the Tigers Winter Caravan and TigerFest.



JEIMER CANDELARIO'S CAREER RECORD

Year	Club	AVG	G	AB	R	H	TB	2B	3B	HR	RBI	SH	SF	HB	BB	SO	SB	CS	OBP	SLG	E
2011	DSL Cubs2	.337	72	249	50	84	119	16	2	5	53	0	5	1	50	42	4	4	.443	.478	17
2012	Boise	.281	71	278	34	78	110	14	0	6	47	0	3	3	26	55	2	1	.345	.396	20
2013	Kane County	.256	130	500	71	128	198	35	1	11	57	0	2	2	68	88	1	0	.346	.396	26
2014	Kane County	.250	63	244	32	61	104	19	3	6	37	0	1	0	18	45	0	1	.300	.426	6
	Daytona	.193	62	218	24	42	71	10	2	5	26	0	1	2	23	44	0	3	.275	.326	9
2015	Myrtle Beach	.270	82	318	42	86	132	25	3	5	39	0	2	3	20	62	0	1	.318	.415	8
	Tennessee	.291	46	158	21	46	73	10	1	5	25	0	1	1	22	21	0	0	.379	.462	5
2016	Tennessee	.219	56	210	30	46	77	17	1	4	23	0	1	1	32	46	0	0	.324	.367	5
	Iowa	.333	76	264	44	88	143	22	3	9	54	0	4	3	68	53	0	2	.417	.542	6
	Chicago (NL)	.091	5	11	0	1	1	0	0	0	0	0	0	1	2	5	0	0	.286	.091	1
2017	Iowa	.266	81	286	39	76	145	27	3	12	52	0	1	2	41	72	0	0	.361	.507	5
	Toledo	.264	29	121	13	32	52	9	1	3	19	0	1	1	5	32	1	0	.297	.430	1
	Chicago (NL)	.152	11	33	2	5	10	2	0	1	3	0	0	2	1	12	0	0	.222	.303	1
	DETROIT	.330	27	94	16	31	44	7	0	2	13	0	0	0	12	18	0	0	.406	.468	4
MINOR LEAGUE TOTALS		.270	768	2846	400	767	1224	204	20	71	432	0	22	19	343	560	8	12	.350	.430	108
DETROIT TOTALS		.330	27	94	16	31	44	7	0	2	13	0	0	0	12	18	0	0	.406	.468	4
NL TOTALS		.136	16	44	2	6	11	2	0	1	3	0	0	3	3	17	0	0	.240	.250	2
MAJOR LEAGUE TOTALS		.268	43	138	18	37	55	9	0	3	16	0	0	3	15	35	0	0	.353	.399	6

TRANSACTIONS

- Signed by Chicago (NL) as a non-drafted free agent on October 2, 2010
- On disabled list, June 8-15, 2015 (left hand bruise)
- Acquired by the Tigers along with Isaac Paredes and cash considerations from Chicago (NL) in exchange for Alex Avila and Justin Wilson on July 31, 2017

CAREER FIELDING

	G	TC	PO	A	E	DP	PCT
First Base	1	7	6	1	0	1	1.000
Third Base	39	89	24	59	6	4	.933

CAREER HIGHS

- Hits:** 3 (twice) - last, September 17, 2017 vs. Chicago (AL)
Home Runs: 1 (three times) - last, June 29, 2017 at Washington
RBI: 4 - September 17, 2017 vs. Chicago (AL)
Stolen Bases: No Major League stolen bases
Hitting Streak: 6 - August 8-September 6, 2017



31

RYAN CARPENTER

HT: 6-5 WT: 240 BT: L TH: L BORN: 8/22/1990 IN GLENDALE, AZ

LEFTHANDED PITCHER

Opening Day Age: 27 Residence: Sun City West, AZ

Major League Service: 0.000 Signed Through: 2018

How Obtained: Signed by the Tigers as a free agent on November 20, 2017

SEASON HIGHLIGHTS

- Led the Pacific Coast League with 156.0 innings pitched as he made 27 appearances, including 25 starts, with Triple A Albuquerque in 2017.
- Selected to the Pacific Coast League Postseason All-Star Team.
 - Ranked second in the Pacific Coast League with 161 strikeouts and a 1.28 WHIP, while he was third with a 4.15 ERA (156.0IP/72ER), tied for third with 10 wins...among PCL starters, he ranked second with 9.32 strikeouts per nine innings and 12.07 baserunners allowed per nine innings, fourth with 2.27 walks per nine innings and fifth with a .266 (154x578) opponents batting average.
 - Had three double-digit strikeout performances during the season, striking out 10 on June 20 at Sacramento, 11 on July 1 at Tacoma and 10 on August 28 vs. Reno.
 - Earned Pacific Coast League Pitcher of the Week honors twice during the season...was named Pitcher of the Week for the week ending July 2 after making two starts during the week and posting a 1-0 record with a 1.93 ERA (14.0IP/3ER) and 18 strikeouts...also earned Pitcher of the Week honors for the week ending September 4 after compiling a 2-0 record with a 1.93 ERA (14.0IP/3ER) and 17 strikeouts in two starts.
 - On temporarily inactive list from July 15-19.



2018 TIGERS

- Made six starts during the month of July and had a 4-1 record with a 2.50 ERA (39.2IP/11ER) and 35 strikeouts.

Appeared in 26 games, 18 in relief, for Triple A Albuquerque in **2016**.

- Went 2-3 with a 5.40 ERA (45.0IP/27ER) and 48 strikeouts in eight starts, while he was 0-0 with an 11.41 ERA (23.2IP/30ER) and 20 strikeouts in 18 relief outings.
- Sidelined from July 9-23 with a left second digit contusion.
- Sidelined from July 25-August 22 with a left second digit contusion.

Tied for the Eastern League lead with 28 starts in **2015** as he spent the entire season with Double A New Britain.

- Ranked second in the Eastern League with 167.0 innings pitched and fourth with 132 strikeouts.
- Threw a two-hit complete game shutout on April 21 vs. Portland.
- Made five consecutive quality starts from May 26-June 19 -- went 1-2 with a 2.25 ERA (32.0IP/8ER) and 22 strikeouts during the stretch.
- Tossed his second complete game of the season on August 31 at Trenton, allowing one run on five hits and striking out six.

Limited to 13 starts with Single A Modesto in **2014** due to injury.

- Held opponents to a .245 (74x302) batting average.
- Started three games in May and had a 1-1 record with a 2.20 ERA (16.1IP/4ER) and 13 strikeouts.
- Sidelined from July 29-September 27 with a right knee sprain.

Spent the entire **2013** season with Single A Charlotte, pitching in 24 games, including 22 starts.

- Named to the Florida State League Midseason All-Star Team.
- Led Charlotte with 97 strikeouts.
- Finished the month of April with a 2-1 record, a 2.48 ERA (29.0IP/8ER) and 33 strikeouts in six appearances, including five starts.
- Sidelined from August 30-September 10 with left shoulder inflammation.

Made 29 appearances, including 28 starts, with Single A Bowling Green in **2012**.

- Tied for the Midwest League lead with 28 starts...led all Midwest League starting pitchers with a 1.39 walks per nine innings, while he was fifth with 11.08 baserunners allowed per nine innings.
- Established a Bowling Green single-season record with 149.2 innings pitched.
- Appeared in six games, including five starts, during the month of April and had a 3-1 record with a 3.10 ERA (29.0IP/10ER) and 24 strikeouts.

Completed his first professional season in **2011**, pitching in eight games, including four starts, with Single A Hudson Valley.

- Did not allow a run in seven of his eight appearances during the season.
- Struck out 26 batters and walked only four in 23.2 innings pitched.

PERSONAL/MISCELLANEOUS

- Resides in Sun City West, AZ during the offseason.
- Participated in the Tigers Winter Caravan and TigerFest.
- Named the **2011** West Coast Conference Player of the Year as a junior at Gonzaga University after posting an 8-2 record with a 2.62 ERA (96.0IP/28ER) and 107 strikeouts in 14 starts.

RYAN NICHOLAS CARPENTER'S CAREER RECORD

Year	Club	W-L	ERA	G	GS	CG	SHO	SV	IP	H	AB	R	ER	HR	HB	BB	SO	WP	BK	AVG
2011	Hudson Valley	2-1	0.76	8	4	0	0	0	23.2	9	80	2	2	0	0	4	26	1	0	.113
2012	Bowling Green	11-8	4.09	29	28	0	0	0	149.2	153	578	76	68	15	8	23	113	7	2	.265
2013	Charlotte	7-6	4.67	24	22	0	0	0	117.2	131	468	69	61	14	7	37	97	2	0	.280
2014	Modesto	2-6	3.94	13	13	0	0	0	77.2	74	302	43	34	3	6	29	54	2	3	.245
2015	New Britain	9-13	4.04	28	28	2	1	0	167.0	165	647	85	75	19	6	37	132	8	0	.255
2016	Albuquerque	2-3	7.47	26	8	0	0	0	68.2	102	292	59	57	16	2	25	68	3	2	.349
2017	Albuquerque	10-9	4.15	27	25	1	0	0	156.0	161	599	74	72	19	12	39	161	4	2	.269
MINOR LEAGUE TOTALS		43-46	4.37	155	128	3	1	0	760.1	795	2966	408	369	86	41	194	651	27	9	.268

TRANSACTIONS

- Selected by Tampa Bay in the 21st round of the June 2008 draft, but did not sign
- Selected by Tampa Bay in the seventh round of the June 2011 draft
- On disabled list, August 30-September 10, 2013 (left shoulder inflammation)
- Signed by Colorado as a Minor League free agent on May 7, 2014
- On disabled list, July 29-September 27, 2014 (right knee sprain)
- On disabled list, July 9-23, 2016 (left second digit contusion)
- On disabled list, July 25-August 22, 2016 (left second digit contusion)
- On temporarily inactive list, July 15-19, 2017
- Signed by the Tigers as a free agent on November 20, 2017



9

NICHOLAS CASTELLANOS

HT: 6-4 WT: 203 BT: R TH: R BORN: 3/4/1992 IN DAVIE, FL

OUTFIELDER

Opening Day Age: 26

Residence: Davie, FL

Major League Service: 4.029

Signed Through: 2018

How Obtained: Selected by the Tigers in the first round (44th overall) of the June 2010 draft

CAREER HIGHLIGHTS

The 2018 season will mark Castellanos' ninth with the Tigers organization.

- Selected to participate in the Futures Game prior to the 2012 All-Star Game at Kauffman Stadium in Kansas City -- named the Most Valuable Player following the game after collecting three hits, including a home run and three RBI.

SEASON HIGHLIGHTS

Established career highs in games played (157), runs scored (73), hits (167), doubles (36), triples (10), home runs (26) and RBI (101) in **2017**.

- Led the American League with 10 triples, becoming the first Tiger to lead the American League in triples since Austin Jackson in 2012...also was the first Tigers third baseman with 10-or-more triples in a season since Ossie Vitt had 12 triples in 1916.
- Ranked tied for sixth in the American League with 72 extra-base hits, while he was tied for ninth with 101 RBI and tied for 10th with 301 total bases.
- Became the sixth Tiger since 1913 and the first since Al Kaline in 1956 to have 10-or-more triples, 25-or-more homers and 100-or-more RBI in a season.
- Finished the season with 101 RBI, becoming the 10th player in Tigers history to have a 100-RBI season at age 25-or-younger (last, Miguel Cabrera in 2008).
- Named the Tigers nominee for the 2017 Hank Aaron Award.
- Hit the first Opening Day home run of his Major League career on April 4 at Chicago (AL).
- Recorded at least one RBI in a career-high four straight games from May 5-9.
- Notched his first career two triple game on April 19 at Tampa Bay...became the first Tigers player to have two triples in a game since Austin Jackson on August 5, 2012 vs. Cleveland.
- Hit the 100th double of his Major League career on May 31 at Kansas City...at 25 years, 88 days old, became the ninth-quickest player (by age) in franchise history to reach 100 doubles.
- Tied a career high with three walks on June 2 vs. Chicago (AL) (other: July 31, 2014 vs. Chicago (AL)).
- Belted a pair of home runs on July 18 at Kansas City, marking his second career multi-homer game (last, August 19, 2015 at Chicago (NL))...also added a triple, becoming the fifth Tiger since 1913 with four hits, including a triple and two home runs, in a game (last, Dmitri Young, May 6, 2003 at Baltimore)...recorded his fourth career four-hit game (last, April 8, 2016 vs. New York (AL)).
- Tied a single-game career high with five RBI on August 9 vs. Pittsburgh (last, July 18, 2017 at Kansas City).
- Hit his first career inside-the-park home run on August 22 vs. New York (AL)...was the first inside-the-park homer by a Tiger since James McCann on April 29, 2015 at Minnesota and the first at Comerica Park since Kansas City's Lorenzo Cain on September 8, 2014.
- Made his first career start in right field on September 8 at Toronto...had 20 starts in right field during the season.
- Recorded his sixth game of the season with four-or-more RBI on September 17 vs. Chicago (AL)...finished the season tied for the American League lead with six four-RBI games.
- Posted a career-long, 17-game hitting streak from September 3-20...hit .418 (28x67) with seven runs scored, nine doubles, five home runs and 18 RBI during the streak.
- Named the Tigers Player of the Month for September after hitting .368 (42x114) with 10 runs scored, 11 doubles, seven home runs and 25 RBI...tied for the American League lead with 42 hits, while he was tied for second with 11 doubles, third with a .368 batting average, tied for third with 25 RBI, sixth with a .649 slugging percentage and seventh with a 1.030 OPS.

Had a career-best .827 OPS in **2016** as he completed his third full season with the Tigers.

- Recorded the 100th run scored of his Major League career on April 16 at Houston.
- Named the Tigers Player of the Month for April after hitting .363 (29x80) with 10 runs scored, five doubles, one triple, three home runs and 14 RBI during the month - led the American League with a .363 batting average in April, while he was tied for fifth with 29 hits.



2018 TIGERS

- Hit his 16th home run of the season and tied a career high with five RBI (last, August 19, 2015 at Chicago (NL) on July 6 at Cleveland.
- Sideline from August 7-September 27 with a non-displaced fracture of the fifth metacarpal of his left hand.

Completed his second full season with the Tigers in **2015**, playing in 154 games.

- Turned in the first four-hit game of his career on July 6 at Seattle -- also had four hits on August 19 at Chicago (NL).
- Homered in back-to-back games for the first time in his career on July 6-7 -- also homered in consecutive games July 21-22 and July 25-26.
- Hit the first grand slam of his Major League career on July 22 vs. Seattle -- also hit a grand slam on August 19 at Chicago (NL)...finished tied for second in the American League with two grand slams.
- Recorded the first multi-home run game of his career on August 19 at Chicago (NL) -- also added two doubles in the game, becoming the first Tiger to have four extra-base hits in a game since Ivan Rodriguez on April 5, 2006 at Kansas City...drove in a career-high five RBI in the game.
- Batted .351 (40x114) against lefthanded pitchers, which ranked fourth in the American League...hit .230 (100x435) with righthanded pitchers on the mound.
- Ranked fifth in the American League with a .342 (39x114) batting average with runners in scoring position.

Ranked second among all American League rookies with 138 hits, 31 doubles, and 66 RBI as he appeared in 148 games in his first full season at the Major League level with the Tigers in **2014**.

- Finished the season ranked 10th among all Tigers players during their rookie season with 31 doubles, while he was 16th with 66 RBI.
- Selected to the *Baseball America* All-Rookie Team following the season.
- Named the Tigers Rookie of the Year by Detroit Sports Media.
- Made the Tigers Opening Day roster for the first time in his career.
- Recorded his first career RBI on April 4 vs. Baltimore with a double in the second inning.
- Connected for his first Major League home run on April 9 at Dodger Stadium off Josh Beckett with a three-run home run in the third inning.
- Became just the fifth Tigers rookie since at least 1914 to connect for three consecutive three-hit games, doing so from June 5-7 at Comerica Park.

Spent the majority of the **2013** season at Triple A Toledo -- led the International League with 81 runs scored, while he was tied for first with 37 doubles, second with 147 hits and fourth with 76 RBI.

- Selected to the International League Postseason All-Star Team.
- Had his contract purchased from Toledo prior to the game on September 1 vs. Cleveland -- made his Major League debut the same day.
- Collected his first career Major League hit on September 7 at Kansas City, an infield single.
- Ranked as the top prospect in the Tigers organization, the 25th-best prospect in baseball and the fifth-best prospect in the International League by *Baseball America* following the season.

Combined to hit .320 (172x537) with 32 doubles, four triples, 10 home runs and 57 RBI in 134 games with Single A Lakeland and Double A Erie during the **2012** season -- ranked third among all Minor League players with 172 hits.

- Compiled an 18-game hitting streak with Lakeland from April 29-May 17, batting .431 (31x72) with four doubles, two triples, a home run and 12 RBI.
- Garnered TOPPS Florida State League Player of the Month and Tigers Minor League Player of the Month honors for May after batting .418 (46x110) with eight doubles, a triple, two home runs and 16 RBI in 29 games during the month.
- Tabbed the best batting prospect in the Eastern League and Florida State League by *Baseball America*... was also rated as the best prospect in the Tigers organization and the 21st-best prospect in baseball.
- Named the top prospect and best hitter for average and rated as possessing the best strike-zone discipline in the Tigers organization, the fourth-best prospect in the Eastern League and fifth-best prospect in the Florida State League following the season by *Baseball America*.
- Saw action in 24 games with Mesa in the Arizona Fall League, batting .242 (24x99) with six doubles, a triple and 11 RBI -- named the eighth-best prospect in the league by *Baseball America*.

Tabbed the Tigers Minor League Player of the Year after finishing fifth in the Midwest League with a .312 batting average with Single A West Michigan during the **2011** season...named West Michigan's Player of the Year.

- Selected to the Midwest League Postseason All-Star squad.
- Topped the Midwest League with 158 hits, while he tied for the lead with 135 games played, tied for second with 36 doubles and finished third with 507 at-bats.
- Compiled a season-best, 10-game hitting streak May 18-27, batting .368 (14x38) with five doubles and six RBI.
- Garnered Tigers Minor League Player of the Month honors for June after hitting .375 (36x96) with eight doubles, two home runs and 20 RBI in 24 games -- ranked second in the Midwest League with a .375 batting average during the month.



- Named the second-best prospect, the best hitter for average and best power hitter in the Tigers organization, the fourth-best prospect in the Midwest League and the 45th-best prospect in baseball following the season by *Baseball America*.

Made his professional debut with the Gulf Coast League Tigers after being selected by Detroit in the first round (44th overall pick) in the June 2010 draft.

- Tabbed the third-best pure hitter in the draft by *Baseball America*.
- Named the second-best prospect, best hitter for average and best power hitter and rated as possessing the best infield arm in the Tigers organization by *Baseball America* following the season.

PERSONAL/MISCELLANEOUS

- Resides in Davie, FL during the offseason with his son, Liam.
- Participates in Autographs for a Cause (donates funds to Big Family of Michigan), the Detroit Tigers Autographed Memorabilia Donation and Tigers Dreams Come True programs, participated in the PLAY campaign, the Willie Horton Batting for Kids pregame ceremony and the pregame ceremony prior to the annual ¡Fiesta Tigres! game, visited children from Nuestros Pequeños Hermanos Orphanage at the Tigers Dominican Academy in 2014 and attended the Tigers Winter Caravan and TigerFest.
- Batted .485 (50x103) with 39 runs scored, nine doubles, three triples, nine home runs, 45 RBI and seven stolen bases during his junior season at Archbishop McCarthy High School in Florida in 2009.
- Selected the 2010 Gatorade Player of the Year in Florida after hitting .542 (39x72) with 34 runs scored, eight doubles, three triples, six home runs, 41 RBI and 22 stolen bases during his senior season at Archbishop McCarthy High School...tabbed a Second Team High School All-American by *Baseball America*.
- Recommended/signed by Rolando Casanova for the Tigers.

NICHOLAS A. CASTELLANOS' CAREER RECORD

Year	Club	AVG	G	AB	R	H	TB	2B	3B	HR	RBI	SH	SF	HB	BB	SO	SB	CS	OBP	SLG	E
2010	GCL Tigers	.333	7	24	5	8	10	2	0	0	3	0	1	0	4	5	0	1	.414	.417	2
2011	West Michigan	.312	135	507	65	158	221	36	3	7	76	1	6	3	45	130	3	2	.367	.436	23
2012	Lakeland	.405	55	215	37	87	119	17	3	3	32	0	3	3	22	42	3	2	.461	.553	13
	Erie	.264	79	322	35	85	123	15	1	7	25	0	3	2	14	76	5	4	.296	.382	4
2013	Toledo	.276	134	533	81	147	240	37	1	18	76	0	5	3	54	100	4	1	.343	.450	3
	DETROIT	.278	11	18	1	5	5	0	0	0	0	0	0	0	0	1	0	0	.278	.278	0
2014	DETROIT	.259	148	533	50	138	210	31	4	11	66	0	7	3	36	140	2	2	.306	.394	15
2015	DETROIT	.255	154	549	42	140	230	33	6	15	73	0	6	1	39	152	0	3	.303	.419	12
2016	DETROIT	.285	110	411	54	117	204	25	4	18	58	0	5	3	28	111	1	1	.331	.496	9
2017	DETROIT	.272	157	614	73	167	301	36	10	26	101	0	5	5	41	142	4	5	.320	.490	19
MINOR LEAGUE TOTALS		.303	410	1601	223	485	713	107	8	35	212	1	18	11	139	353	15	10	.359	.445	45
MAJOR LEAGUE TOTALS		.267	580	2125	220	567	950	125	24	70	298	0	23	12	144	546	7	11	.314	.447	55

TRANSACTIONS

- Selected by the Tigers in the first round (44th overall) of the June 2010 draft
- On disabled list, August 7-September 27, 2016 (non-displaced fracture of the fifth metacarpal of his left hand)

DIVISION SERIES RECORD

Year	Club/Opp.	AVG	G	AB	R	H	TB	2B	3B	HR	RBI	SH	SF	HB	BB	SO	SB	CS	OBP	SLG	E
2014	DET vs. BAL	.100	3	10	1	1	4	0	0	1	1	0	0	0	2	1	0	0	.250	.400	0
DIVISION SERIES TOTALS		.100	3	10	1	1	4	0	0	1	1	0	0	0	2	1	0	0	.250	.400	0

CAREER FIELDING

	G	TC	PO	A	E	DP	PCT
Third Base	527	1211	310	847	54	82	.955
Outfield	30	32	31	0	1	0	.969

CAREER HIGHS

Hits: 4 (four times) - last, July 18, 2017 at Kansas City
Home Runs: 2 (three times) - last, August 22, 2017 vs. New York (AL)
RBI: 5 (four times) - last, August 9, 2017 vs. Pittsburgh
Stolen Bases: 1 (seven times) - last, September 18, 2017 vs. Oakland
Hitting Streak: 17 - September 3-20, 2017

GRAND SLAMS [3]

July 22, 2015 vs. Seattle (Mike Montgomery) August 19, 2015 at Chicago (NL) (Jon Lester) September 8, 2017 at Toronto (Marcus Stroman)

TWO HOME RUN GAMES [3]

August 19, 2015 at Chicago (NL) July 18, 2017 at Kansas City August 22, 2017 vs. New York (AL)




70

HAROLD
CASTRO

NON-ROSTER
INVITEE

HT: 5-10 WT: 151 BT: L TH: R BORN: 11/30/1993 IN CARACAS, VZ

INFIELDER

Opening Day Age: 24
Major League Service: 0.000
How Obtained: Signed by the Tigers as a non-drafted free agent on March 15, 2011

Residence: Maracay, VZ
Signed Through: 2018

SEASON HIGHLIGHTS

Spent the majority of the **2017** season with Double A Erie, appearing in 106 games.

- Ranked as the fifth-toughest batter to strike out in the Eastern League, fanning once every 8.47 plate appearances.
- Collected a season-high four hits on May 20 at Altoona...also had four hits on August 12 vs. New Hampshire.
- Named Eastern League Player of the Week for the week ending August 13...hit .571 (12x21) with five runs scored, four doubles, one triple and five RBI in five games.
- Hit safely in 15 consecutive games from July 29-August 14...batted .417 (25x60) with 13 runs scored, six doubles, one triple and six RBI during the streak.
- Played in 48 games with Leones del Caracas in the Venezuelan Winter League, hitting .270 (44x163) with 12 runs scored, nine doubles, one triple and 10 RBI.

Played in 105 games with Double A Erie in **2016**.

- Finished the month of August with a .300 (21x70) batting average, eight runs scored, three doubles, one home run and seven RBI in 20 games.
- Batted .290 (38x131) with seven doubles, three triples and 16 RBI in 44 games with Leones del Caracas of the Venezuelan Winter League.

Spent the entire **2015** season with Double A Erie, appearing in 101 games with the SeaWolves.

- Collected a season-high three hits on May 9 vs. Reading...also had three hits on June 7 vs. Altoona and August 12 at Portland.
- Played in 19 games in August, batting .310 (18x58) with 10 runs scored, four doubles, one triple and seven RBI.
- Hit .295 (13x44) with three doubles, one home run and six RBI in 32 games with Leones del Caracas of the Venezuelan Winter League.

Split the **2014** season between Single A West Michigan and Single A Lakeland.

- Hit safely in 18 straight games from July 23-August 14...batted .389 (28x72) with seven runs scored, two doubles and four RBI during the streak.
- Ranked as the 28th-best prospect in the Tigers organization by *Baseball America* following the season.

Combined to play in 62 games between Single A West Michigan and Single A Lakeland in **2013**.

- Collected a season-high three hits on May 15 at Palm Beach...also had three hits on August 4 vs. Dayton and September 1 at Lansing.

Appeared in 51 games with the GCL Tigers in **2012**.

- Ranked tied for third in the Gulf Coast League with 14 doubles, while he finished fourth with 60 hits and fifth with a .311 (60x193) batting average.
- Compiled a 13-game hitting streak from August 6-21, hitting .380 (19x50) with four runs scored, seven doubles and eight RBI.
- Rated as the 17th-best prospect in the Tigers organization and the 18th-best prospect in the Gulf Coast League by *Baseball America* following the season.

Tabbed the VSL Tigers Player of the Year in **2011**.

- Led the Venezuelan Summer League with 24 stolen bases, while he finished second with 252 at-bats, third with 79 hits and tied for fourth with 44 runs scored.
- Topped league second basemen with a .965 fielding percentage, 288 total chances, 135 putouts, 143 assists and 35 double plays.
- Had a 12-game hitting streak from June 25-July 9...hit .383 (18x47) with eight runs scored, one double and five RBI during the streak.
- Collected a season-high four hits on July 23 at the VSL Phillies.



PERSONAL/MISCELLANEOUS

- Resides in Maracay, VZ during the offseason.
- Recommended/signed by Pedro Chavez for the Tigers.

HAROLD ARNALDO CASTRO'S CAREER RECORD

Year	Club	AVG	G	AB	R	H	TB	2B	3B	HR	RBI	SH	SF	HB	BB	SO	SB	CS	OBP	SLG	E
2011	VSL Tigers	.313	63	252	44	79	92	10	0	1	32	5	0	4	11	21	24	7	.352	.365	15
2012	GCL Tigers	.311	51	193	24	60	81	14	2	1	21	9	3	1	10	25	15	3	.343	.420	9
2013	West Michigan	.231	41	147	17	34	46	7	1	1	11	3	1	0	2	40	5	1	.240	.313	12
	Lakeland	.274	21	73	8	20	24	2	1	0	11	1	1	0	5	22	3	2	.316	.329	1
2014	West Michigan	.250	20	72	8	18	23	5	0	0	3	4	1	1	5	7	3	2	.304	.319	0
	Lakeland	.299	57	211	17	63	68	5	0	0	10	8	1	3	9	40	8	8	.335	.322	3
2015	Erie	.256	101	336	41	86	105	12	2	1	26	6	6	1	14	63	17	9	.283	.313	12
2016	Erie	.247	105	392	41	97	127	16	1	4	23	9	2	2	11	63	6	7	.270	.324	10
2017	Lakeland	.364	8	33	3	12	16	2	1	0	3	0	0	0	3	2	0	0	.364	.485	0
	Erie	.290	106	414	51	120	147	16	4	1	30	6	5	6	18	53	20	9	.325	.355	6
MINOR LEAGUE TOTALS		.277	573	2123	254	589	729	89	12	9	170	51	20	18	85	337	103	48	.308	.343	68

TRANSACTIONS

- Signed by the Tigers as a non-drafted free agent on March 15, 2011



**NON-ROSTER
INVITEE**

71

KEVIN
COMER

HT: 6-3 WT: 236 BT: R TH: R BORN: 8/1/1992 IN BRYN MAWR, PA

RIGHTHANDED PITCHER

Opening Day Age: 25

Major League Service: 0.000

How Obtained: Signed by the Tigers as a Minor League free agent on November 13, 2017

Residence: Shamong, NJ

Signed Through: 2018

SEASON HIGHLIGHTS

Spent most of the **2017** season with Triple A Fresno, appearing in 43 games.

- Led all Pacific Coast League relievers with 10.46 strikeouts per nine innings.
- Struck out at least one batter in 40-of-43 appearances.
- Sideline from August 28-September 27 with a right calf strain.
- Made 11 appearances during the month of May and had a 1-1 record with one save, a 1.10 ERA (16.1IP/2ER) and 21 strikeouts.

Appeared in 29 games between Single A Lancaster and Double A Corpus Christi in **2016**.

- Sideline from April 19-June 5 with right rotator cuff tendinitis.
- Did not allow a run in eight of his last nine appearances with Lancaster from July 8-30...had a 1-0 record with three saves, a 1.04 ERA (8.2IP/1ER) and nine strikeouts during the stretch.

Combined to pitch in 30 games between Single A Quad Cities and Single A Lancaster in **2015**.

- Threw 4.0 hitless innings in his season debut on April 9 at Peoria to earn the win.
- Struck out a season-high nine batters in 4.0 scoreless innings on May 7 vs. Wisconsin, recording a save.
- Pitched in nine games with Single A Lancaster in August and September and had a 1-0 record with a 2.53 ERA (21.1IP/6ER) and 18 strikeouts.

Spent the entire **2014** season with Single A Quad Cities, making 21 appearances, including 11 starts.

- Finished the month of May with two saves, a 2.65 ERA (17.0IP/5ER) and 11 strikeouts in five appearances, including one start.
- Struck out a season-high 10 batters and threw a season-best 6.0 innings on August 27 vs. Clinton.

Completed his first season of professional baseball in **2012**, appearing in 12 games between Rookie-level Bluefield and Rookie-level Greeneville.

- Earned the first win of his professional career on June 26 at Burlington, throwing 4.0 shutout innings with one hit allowed and four strikeouts.

Selected by Toronto in the supplemental first round (57th overall) of the June **2011** draft, but did not pitch professionally that season.



2018 TIGERS

- Ranked as the 17th-best prospect in the Blue Jays organization following the season by *Baseball America*.

PERSONAL/MISCELLANEOUS

- Resides in Shamong, NJ during the offseason.

KEVIN JAMES COMER'S CAREER RECORD

Year	Club	W-L	ERA	G	GS	CG	SHO	SV	IP	H	AB	R	ER	HR	HB	BB	SO	WP	BK	AVG
2012	Bluefield	3-3	3.95	10	7	0	0	0	43.1	43	173	25	19	4	3	8	29	3	0	.249
	Greeneville	0-1	9.00	2	1	0	0	0	6.0	10	27	6	6	2	1	2	5	0	0	.370
2013	Tri-City	2-5	4.93	15	7	0	0	1	45.2	50	183	28	25	2	1	18	44	4	0	.273
2014	Quad Cities	2-5	4.24	21	11	0	0	3	76.1	80	297	41	36	4	7	26	64	5	0	.269
2015	Quad Cities	5-1	4.47	11	7	0	0	1	44.1	47	175	28	22	2	5	13	39	4	0	.269
	Lancaster	2-4	4.45	19	7	0	0	1	62.2	58	231	36	31	4	1	25	54	2	0	.251
2016	Lancaster	2-2	4.30	21	0	0	0	3	29.1	31	115	16	14	4	3	11	37	3	0	.270
	Corpus Christi	0-0	3.68	8	0	0	0	1	14.2	17	62	6	6	2	1	6	18	1	0	.274
2017	Corpus Christi	0-0	0.00	2	0	0	0	1	3.0	1	10	0	0	0	0	5	0	0	0	.100
	Fresno	5-4	3.68	43	0	0	0	5	63.2	70	252	32	26	5	1	28	74	7	0	.278
MINOR LEAGUE TOTALS		21-25	4.28	152	40	0	0	16	389.0	407	1525	218	185	29	23	137	369	29	0	.267

TRANSACTIONS

- Selected by Toronto in the supplemental first round (57th overall) of the June 2011 draft
- Acquired by Houston along with Francisco Cordero, Ben Francisco, Joe Musgrove, Carlos Perez, David Rollins and Asher Wojciechowski from Toronto in exchange for David Carpenter, J.A. Happ and Brandon Lyon on July 20, 2012
- On disabled list, April 19-June 5, 2016 (right rotator cuff tendinitis)
- On disabled list, August 28-September 27, 2017 (right calf strain)
- Signed by the Tigers as a Minor League free agent on November 13, 2017



**NON-ROSTER
INVITEE**

82 KODY EAVES

HT: 6-0 WT: 175 BT: L TH: R BORN: 7/8/1993 IN PASADENA, TX

INFIELDER

Opening Day Age: 24 Residence: Pasadena, TX
 Major League Service: 0.000 Signed Through: 2018
 How Obtained: Acquired by the Tigers from Los Angeles (AL) in
 exchange for Jeffry Marte on January 27, 2016

SEASON HIGHLIGHTS

- Spent most of the 2017 season with Double A Erie, playing in 88 games with the SeaWolves.
- Finished the month of April with a .304 (14x46) batting average, seven runs scored, three doubles, one home run and three RBI in 14 games.
- Sideline from May 3-16 with a right hamstring strain.
- Went a perfect 4x4 with two doubles, two home runs and a season-high five RBI on August 12 vs. New Hampshire.
- Played with Mesa in the Arizona Fall League, hitting .337 (28x83) with 14 runs scored, five doubles, two triples, three home runs and nine RBI in 22 games...ranked third in the AFL in batting average and hits, while he was fifth with a .554 slugging percentage.

Completed his first season in the Tigers organization in 2016, playing in 106 games with Double A Erie.

- Drove in a season-best five runs on August 16 at Harrisburg.
- Collected a season-high four hits on September 1 vs. Akron.
- Played in 28 games in August/September, batting .326 (31x95) with 14 runs scored, nine doubles, five home runs and 20 RBI.

Appeared in a career-high 134 games with Single A Inland Empire in 2015.

- Named an Organization All-Star by MiLB.com.
- Ranked tied for second in the California League with 134 games played and 11 triples, while he was tied for third with 520 at-bats.
- Posted a three-homer game and drove in a season-high six runs on July 22 at High Desert.

Established career highs in runs scored (74), hits (147), doubles (37), total bases (228) and stolen bases (25) in 2014 with Single A Burlington.

- Named to the Midwest League Midseason All-Star Team.



- Tied for the Midwest League lead with 37 doubles, while he was second with 549 at-bats, third with 54 extra-base hits and 228 total bases and fourth with 147 hits.
- Hit safely in 11 straight games from April 23-May 4...batted .422 (19x45) with 10 runs scored, nine doubles, one triple and two RBI during the streak.
- Had a season-high four hits and four RBI on June 15 at Cedar Rapids...also had four RBI on July 25 vs. Great Lakes.
- Rated as the 15th-best prospect in the Angels organization by *Baseball America* following the season.

Saw time in 67 games with Rookie-level Orem in **2013**.

- Finished the season tied for third in the Pioneer League with 22 stolen bases, while he was fourth with 67 games played.
- Recorded a four-hit game on August 13 at Helena.
- Posted a .310 (31x100) batting average with 15 runs scored, six doubles, two triples and seven RBI in 25 games during August.

Completed his first season of professional baseball in **2012**, playing in 42 games with the AZL Angels.

- Homered in his professional debut on June 22 at the AZL Giants.
- Drove in a season-best five runs on June 30 vs. the AZL Padres.

PERSONAL/MISCELLANEOUS

- Resides in Pasadena, TX during the offseason.

WENDELL RAY (KODY) EAVES' CAREER RECORD

Year	Club	AVG	G	AB	R	H	TB	2B	3B	HR	RBI	SH	SF	HB	BB	SO	SB	CS	OBP	SLG	E
2012	AZL Angels	.261	42	165	25	43	66	7	5	2	19	1	3	2	16	34	6	0	.328	.400	8
2013	Orem	.277	67	264	45	73	102	14	6	1	24	4	3	1	20	40	22	6	.326	.386	14
2014	Burlington	.268	130	549	74	147	228	37	7	10	45	0	4	5	29	142	25	10	.308	.415	30
2015	Inland Empire	.248	134	520	70	129	201	17	11	11	71	3	5	2	45	150	21	9	.308	.387	17
2016	Erie	.222	106	325	42	72	137	24	4	11	51	4	3	5	39	105	6	4	.312	.422	17
2017	Erie	.272	88	305	48	83	144	18	2	13	41	0	0	2	31	74	7	3	.343	.472	11
	Toledo	.259	8	27	3	7	10	1	1	0	1	0	0	0	2	6	0	0	.310	.370	1
MINOR LEAGUE TOTALS		.257	575	2155	307	554	888	118	36	48	252	12	18	17	182	551	87	32	.317	.412	98

TRANSACTIONS

- Selected by Los Angeles (AL) in the 16th round of the June 2012 draft
- Acquired by the Tigers from Los Angeles (AL) in exchange for Jeffrey Marte on January 27, 2016
- On disabled list, May 3-16, 2017 (right hamstring strain)



**NON-ROSTER
INVITEE**

74

EDWIN ESPINAL

HT: 6-1 WT: 245 BT: R TH: R BORN: 1/27/1994 IN MAO VALVERDE, DR

INFIELDER

Opening Day Age: 24 Residence: Mao Valverde, DR

Major League Service: 0.000 Signed Through: 2018

How Obtained: Signed by the Tigers as a Minor League free agent on December 3, 2017

SEASON HIGHLIGHTS

Combined to play in 130 games between Double A Altoona and Triple A Indianapolis in **2017**.

- Won a Rawlings Minor League Gold Glove at first base, playing in 108 games and not committing an error in 906 chances.
- Named to the Eastern League Midseason and Postseason All-Star Teams and was selected an Organization All-Star by MiLB.com.
- Hit .343 (24x70) with six runs scored, four doubles, one home run and 12 RBI in 18 games during April.
- Posted an 11-game hitting streak with Double A Altoona from June 11-24...hit .372 (16x43) with four runs scored, five doubles, one home run and 15 RBI during the streak.
- Played in 31 games in August/September with Triple A Indianapolis, batting .328 (38x116) with 12 runs scored, six doubles and 13 RBI.
- Appeared in 44 games with Aguilas Cibaenas in the Dominican Winter League and hit .287 (41x143) with 13 runs scored, three doubles, one triple, two home runs and 24 RBI.



2018 TIGERS

Spent the entire **2016** season with Double A Altoona, appearing in 111 games.

- Selected to the Eastern League Midseason All-Star Team.
- Finished the month of June with a .361 (30x83) batting average, five runs scored, six doubles, one triple, three home runs and 14 RBI in 23 games.
- Drove in a season-high five runs on August 29 vs. Binghamton.

Saw time in 109 games with Single A Bradenton in **2015**.

- Led all Florida State League first basemen with a .995 fielding percentage.
- Named Florida State League Player of the Week for the week ending June 21...hit .750 (9x12) with one run scored, two doubles and three RBI in three games.
- Collected a season-high five RBI on July 7 vs. Palm Beach.
- Sidelined from August 14-28 with a left back strain.

Played in a career-high 122 games in **2014** with Single A West Virginia.

- Led all South Atlantic League first basemen with 82 assists, while he paced all Pirates Minor Leaguers with 71 RBI.
- Posted a season-high four hits, including three doubles, on April 30 at Kannapolis...also had four hits on June 7 at Hickory and June 26 at Delmarva.
- Sidelined from May 15-22 with a right thumb contusion.
- Hit safely in 12 straight games from June 20-July 1, batting .385 (20x52) with 10 runs scored, three doubles, two home runs and nine RBI during the streak.
- Drove in seven runs on August 28 at Lexington, becoming the first West Virginia player to record seven RBI in a game since Erik Huber on May 14, 2009.

Appeared in 67 games with Single A Jamestown in **2013**.

- Ranked tied for third in the New York-Penn League with 41 RBI.
- Posted a .302 (32x106) batting average with eight runs scored, six doubles, two home runs and 20 RBI in 30 games in August/September.
- Rated as having the best infield arm in the Pirates organization by *Baseball America* following the season.

Spent the entire **2012** season with the GCL Pirates, playing in 41 games.

- Hit .319 (15x47) with five runs scored, four doubles and six RBI in 17 games during August.

Saw time in 35 games with the DSL Pirates in **2011**.

- Began the season with a nine-game hitting streak from May 29-June 11, batting .400 (14x35) with three runs scored, six doubles and 14 RBI during the stretch.

PERSONAL/MISCELLANEOUS

- Resides in Mao Valverde, DR during the offseason.

EDWIN MANUEL ESPINAL'S CAREER RECORD

Year	Club	AVG	G	AB	R	H	TB	2B	3B	HR	RBI	SH	SF	HB	BB	SO	SB	CS	OBP	SLG	E
2011	DSL Pirates	.269	35	108	8	29	38	9	0	19	3	2	1	20	10	3	2	.382	.352	3	
2012	GCL Pirates	.244	41	131	11	32	43	6	1	14	4	0	3	26	0	1	.261	.328	5		
2013	Jamestown	.288	67	240	22	69	84	9	0	2	41	4	4	3	9	38	1	1	.316	.350	5
2014	West Virginia	.283	122	470	50	133	181	25	1	7	71	3	4	6	27	71	1	1	.327	.385	8
2015	Bradenton	.256	109	390	31	100	137	22	0	5	54	7	5	0	36	51	1	0	.316	.351	5
2016	Altoona	.289	111	394	33	114	162	25	1	7	56	0	6	4	19	67	0	1	.324	.411	3
2017	Altoona	.283	95	367	41	104	174	25	0	15	72	0	6	6	18	48	0	1	.322	.474	1
	Indianapolis	.323	35	130	12	42	48	6	0	0	14	0	1	0	4	22	1	0	.341	.369	0
MINOR LEAGUE TOTALS		.279	615	2230	208	623	867	127	3	37	341	21	28	20	136	333	7	7	.323	.389	30

TRANSACTIONS

- Signed by Pittsburgh as a non-drafted free agent on April 16, 2011
- On disabled list, May 15-22, 2014 (right thumb contusion)
- On disabled list, August 14-28, 2015 (left back strain)
- Signed by the Tigers as a Minor League free agent on December 3, 2017

LONGEST STREAKS WITHOUT A LOSS

Max Scherzer went 19 straight starts without a loss from September 23, 2012-July 8, 2013 to establish the franchise record. Bobo Newsom had held the previous franchise record with 18 straight starts without suffering a loss from April 25-July 17, 1940.

Jeremy Bolderman went 17 straight starts from September 10, 2006-June 20, 2007 without suffering a loss, matching Wild Bill Donovan for the third-longest such streak in club history. Donovan's 17-start stretch without suffering a loss was September 6, 1907-July 7, 1908.

Courtesy of the Elias Sports Bureau




75

ALEX
FAEDO

NON-ROSTER
INVITEE

HT: 6-5 WT: 225 BT: R TH: R BORN: 11/12/1995 IN TAMPA, FL

RIGHTHANDED PITCHER

Opening Day Age: 22

Residence: Tampa, FL

Major League Service: 0.000

Signed Through: 2018

How Obtained: Selected by the Tigers in the first round (18th overall) of the June 2017 draft

SEASON HIGHLIGHTS

Selected by the Tigers in the first round (18th overall) of the June 2017 MLB First-Year Player Draft, but did not pitch during the season.

- Ranked as the second-best prospect and rated as having the best slider in the Tigers organization by *Baseball America* following the season.

PERSONAL/MISCELLANEOUS

- Resides in Tampa, FL during the offseason.
- Played his college baseball at the University of Florida, pitching for the Gators from 2015-17...helped Florida to its first national title in 2017, earning College World Series Most Outstanding Pitcher honors after throwing 14.1 scoreless innings with 22 strikeouts in two starts...earned All-American honors and Second Team All-SEC honors as a junior, posting a 9-2 record with one save, a 2.26 ERA (123.2IP/31ER) and 157 strikeouts in 20 appearances, including 19 starts...made 17 starts as a sophomore in 2016, compiling a 13-3 record with a 3.18 ERA (104.2IP/37ER) and 133 strikeouts to earn All-America honors.

ALEXANDER MICHAEL FAEDO'S CAREER RECORD

Year	Club	W-L	ERA	G	GS	CG	SHO	SV	IP	H	AB	R	ER	HR	HB	BB	SO	WP	BK	AVG
2018 will be first professional season																				

TRANSACTIONS

- Selected by the Tigers in the first round (18th overall) of the June 2017 draft



45

BUCK
FARMER

HT: 6-4 WT: 232 BT: L TH: R BORN: 2/20/1991 IN CONYERS, GA

RIGHTHANDED PITCHER

Opening Day Age: 27

Residence: Conyers, GA

Major League Service: 1.083

Signed Through: 2018

How Obtained: Selected by the Tigers in the fifth round of the June 2013 draft

SEASON HIGHLIGHTS

Combined to make 32 starts between Triple A Toledo and Detroit in 2017.

- Started five games for Triple A Toledo in April and had a 0-1 record with a 2.51 ERA (28.2IP/8ER) and 27 strikeouts.
- Picked up his first Major League win in his 2017 Tigers debut in the second game of the doubleheader on May 27 at Chicago (AL), throwing 6.1 shutout innings with three hits allowed, two walks and a career-high 11 strikeouts.
- Tossed 6.2 scoreless frames and earned the win in his second start of the season on June 7 vs. Los Angeles (AL)...according to the Elias Sports Bureau, Farmer became the first pitcher in Major League history to win his first two starts of a season without allowing a run in either after entering that year with a career record of 0-5 or worse.
- Made six consecutive quality starts with Triple A Toledo from July 22-August 19 -- posted a 3-1 record with a 2.54 ERA (39.0IP/11ER) and 33 strikeouts during the stretch.



2018 TIGERS

Saw time with both the Tigers and Triple A Toledo in **2016** -- went 0-1 with a 4.60 ERA (29.1IP/15ER) and 27 strikeouts in 14 appearances, including one start, with Detroit, while he was 5-6 with a 3.96 ERA (100.0IP/44ER) and 93 strikeouts in 20 starts with the Mud Hens.

- Made an Opening Day roster at the Major League level for the first time in his career.
- Posted five consecutive scoreless appearances with the Tigers from April 12-May 28 -- threw 7.1 scoreless innings with two hits allowed, three walks and six strikeouts during the stretch.
- Allowed three earned runs-or-fewer over his final eight starts of the season with the Mud Hens from July 20-August 27 -- compiled a 4-2 record with a 1.86 ERA (48.1IP/10ER) and 47 strikeouts during the stretch.

Split the **2015** season between the Tigers and Triple A Toledo -- compiled a 7-3 record with a 4.15 ERA (86.2IP/40ER) and 76 strikeouts over 16 starts in Toledo, and had a 0-4 record with a 7.36 ERA (40.1IP/33ER) and 24 strikeouts in 14 games, including five starts, with Detroit.

- Named to the International League Midseason All-Star Team.
- Named the Tigers Minor League Pitcher of the Month for April after starting four games with Toledo and posting a 3-0 record with a 3.00 ERA (21.0IP/7ER), 13 hits allowed, 10 walks and 28 strikeouts...held opponents to a .173 (13x75) batting average during the month.
- Had a stretch of four straight quality starts with Toledo from May 12-June 5 -- compiled a 3-0 record with a 1.37 ERA (26.1IP/4ER), 19 hits allowed and 14 strikeouts during the stretch.
- Recorded the first hit of his Major League career on August 18 at Chicago (NL) -- became the first Tigers relief pitcher to record a hit in a game since Steve Avery on June 4, 2003 at San Diego.
- Ranked as the 12th-best prospect in the Tigers organization by *Baseball America* following the season.

Tabbed the Midwest League Pitcher of the Year in **2014** as he spent the majority of the season with Single A West Michigan.

- Selected to the Midwest League Midseason and Postseason All-Star teams.
- Fanned a season-high 12 batters with West Michigan on April 30 at Lake County -- also recorded a double-digit strikeout total by fanning 11 on August 18 at Cedar Rapids.
- Named the Tigers Minor League Pitcher of the Month for July after posting a 3-0 record with a 0.41 ERA (22.0IP/1ER), and 16 strikeouts in four starts for Single A West Michigan -- limited opponents to a .188 batting average during the month.
- Had his contract purchased by the Tigers on August 13 and made his Major League debut later that night, allowing four runs on six hits while striking out four over 5.0 innings vs. Pittsburgh.
- Tabbed as having the best breaking pitch and best control in the Midwest League by *Baseball America*.
- Named the third-best prospect in the Tigers system and best pitching prospect by *Baseball America* following the season.

Selected by the Tigers in the fifth round of the June **2013** draft and saw his first Minor League action in 12 games with Single A Connecticut.

- Fanned a season-high five batters on July 7 at Staten Island -- equaled the high on August 2 vs. Mahoning Valley.
- Compiled a 0-3 record, 3.09 ERA (32.0IP/11ER) and 33 strikeouts in 12 games (11 starts) with Single A Connecticut.

PERSONAL/MISCELLANEOUS

- Resides in Conyers, GA during the offseason with his wife, Kayla.
- Participated in the Tigers Winter Caravan and TigerFest.
- Holds the Rockdale High School single-game strikeout record after fanning 22 batters against Dracula High School as a junior in **2008**.
- Named Second Team All-ACC after compiling an 11-3 record with a 2.82 ERA in 16 starts as a sophomore at Georgia Tech in **2011**.
- Earned First Team All-ACC honors in **2012** after going 8-4 with a 3.54 ERA in 16 starts as a junior at Georgia Tech.
- Completed his final season with Georgia Tech in **2013**, earning First-Team All-ACC accolades after posting a 9-5 record, a 2.78 ERA and 122 strikeouts during his senior season.
- Recommended/signed by James Rough for the Tigers.

WALKING-OFF WITH THREE WINS

The Tigers ended three straight games from June 26-29, 2004 with walk-off home runs by Eric Munson, Carlos Peña and Dmitri Young, marking the first time the club has done so in three consecutive games since September 17-19, 1998. During that three-game stretch, Damion Easley homered in the first and third games, while Tony Clark accomplished the feat in the middle game. Additionally, Peña's walk-off grand slam on June 27 vs. Arizona was the first by a Tigers player since Lou Whitaker connected off Cleveland's Derek Lilliquist on June 21, 1994.


GEORGE RUNIE (BUCK) FARMER'S CAREER RECORD

Year	Club	W-L	ERA	G	GS	CG	SHO	SV	IP	H	AB	R	ER	HR	HB	BB	SO	WP	BK	AVG
2013	Connecticut	0-3	3.09	12	11	0	0	0	32.0	32	124	13	11	1	0	7	33	1	0	.258
2014	West Michigan	10-5	2.60	18	18	0	0	0	103.2	91	390	37	30	6	3	24	116	7	1	.233
	Erie	1-0	3.00	2	2	0	0	0	12.0	10	45	4	4	1	0	4	11	0	0	.222
	Toledo	1-1	9.82	2	2	0	0	0	7.1	11	31	9	8	1	0	4	2	1	0	.335
	DETROIT	0-1	11.57	4	2	0	0	0	9.1	12	39	12	12	2	2	5	11	0	0	.308
2015	Toledo	7-3	4.15	16	16	0	0	0	86.2	85	338	45	40	6	3	25	76	3	0	.251
	DETROIT	0-4	7.36	14	5	0	0	0	40.1	53	164	35	33	10	3	17	24	1	0	.323
2016	Toledo	5-6	3.96	20	20	0	0	0	100.0	106	391	48	44	11	3	28	93	3	0	.271
	DETROIT	0-1	4.60	14	1	0	0	0	29.1	25	108	15	15	4	1	20	27	2	0	.231
2017	Toledo	6-4	3.93	21	21	0	0	0	123.2	133	483	58	54	9	2	31	114	2	0	.275
	DETROIT	5-5	6.75	11	11	0	0	0	48.0	55	193	38	36	9	4	20	49	1	0	.285
MINOR LEAGUE TOTALS		30-22	3.69	91	90	0	0	0	465.1	468	1802	214	191	35	11	123	445	17	1	.260
MAJOR LEAGUE TOTALS		5-11	6.80	43	19	0	0	0	127.0	145	504	100	96	25	10	62	111	4	0	.288

TRANSACTIONS

- Selected by Atlanta in the 46th round of the June 2009 draft, but did not sign
- Selected by Milwaukee in the 15th round of the June 2012 draft, but did not sign
- Selected by the Tigers in the fifth round of the June 2013 draft

MAJOR LEAGUE HITTING RECORD

	AVG	AB	R	H	2B	3B	HR	RBI	SH	SF	HBP	BB	SO
2017	.000	0	0	0	0	0	0	0	0	0	0	0	0
Career	.250	4	0	1	0	0	0	0	0	0	0	0	3

CAREER FIELDING

	G	TC	PO	A	E	DP	PCT
Pitcher	43	21	8	12	1	0	.952

CAREER HIGHS

Longest Winning Streak: 2 - May 27-June 7, 2017

Longest Losing Streak: 6 - August 23, 2014-September 26, 2016

Strikeouts: 11 - May 27, 2017 at Chicago (AL)


Walks: 4 (twice) - last, September 30, 2017 at Minnesota

Innings (starter): 6.2 - June 7, 2017 vs. Los Angeles (AL)

Innings (relief): 4.1 - September 13, 2016 vs. Minnesota

10-OR-MORE STRIKEOUT GAMES (1)

May 27, 2017 at Chicago (AL) (11)



72

DOMINIC FICOCELLO

HT: 6-4 WT: 200 BT: S TH: R BORN: 4/10/1992 IN ANAHEIM, CA

INFIELDER

Opening Day Age: 25 Residence: Fayetteville, AR

Major League Service: 0.000 Signed Through: 2018

How Obtained: Selected by the Tigers in the 12th round of the June 2013 draft

NON-ROSTER
INVITEE

CAREER HIGHLIGHTS

- Selected as a winner of a Rawlings Minor League Gold Glove as a first baseman in 2015 after committing just four errors in 979 total chances, a .996 fielding percentage.

SEASON HIGHLIGHTS

Played in 125 games between Double A Erie and Triple A Toledo in 2017.

- Named to the Eastern League Midseason All-Star Team.
- Ranked second in the Eastern League with a .379 on-base percentage, while he was fourth with a .306 (101x330) batting average.
- Had a season-high four hits on May 1 at Bowie...also had four hits on May 8 at Harrisburg.
- Played in 26 games during May, hitting .350 (35x100) with 15 runs scored, six doubles, one triple and nine RBI.
- Posted a 14-game hitting streak from June 28-July 15...batted .411 (23x56) with 17 runs scored, six doubles, five home runs and 19 RBI during the streak.



2018 TIGERS

Spent the entire **2016** season with Double A Erie, playing in 123 games.

- Hit safely in eight straight games from July 18-28 -- had a .438 (14x32) batting average with seven runs scored, five doubles, two home runs and six RBI during the streak.
- Recorded a season-high four hits on September 1 vs. Akron, going 4x5 with two runs scored and a triple.

Appeared in 128 games between Single A Lakeland and Double A Erie in **2015**.

- Named to the Florida State League Midseason All-Star Team.
- Hit safely in 12 straight games from May 5-17 -- hit .360 (18x50) with four runs scored, three doubles, one triple and seven RBI during the streak.
- Named the Eastern League Player of the Week for the week ending August 23 after batting .600 (12x20) with five runs scored, three doubles, two triples and 10 RBI during the week.
- Hit .349 (29x83) with 10 runs scored, six doubles, two triples, two home runs and 21 RBI in 23 games during August -- ranked fifth in the Eastern League in RBI and sixth in batting average.
- Played in 19 games with Scottsdale in the Arizona Fall League, hitting .247 (18x73) with six runs scored, four doubles, two triples and 12 RBI.

Spent the entire **2014** season with Single A West Michigan, playing in 134 games.

- Tied for the Midwest League lead in games played, while he ranked fourth with 530 at-bats and fifth with 146 hits.
- Hit safely in 17 consecutive games from June 1-22 -- hit .403 (25x62) with 15 runs scored, one double, three home runs and 10 RBI during the streak.
- Hit .364 (32x88) with 19 runs scored, four doubles, one triple, three home runs and 12 RBI in 24 games during June -- ranked third in the Midwest League in batting average.
- Rated as the best defensive first baseman in the Midwest League by *Baseball America* following the season.

Named the Connecticut Tigers Player of the Year in **2013**, leading the team with 30 RBI and tying for the team lead with 84 total bases.

- Hit the first home run of his professional career on July 7 at Staten Island -- also homered on July 12 vs. Williamsport and July 15 vs. Brooklyn.

PERSONAL/MISCELLANEOUS

- Resides in Fayetteville, AR in the offseason.
- Earned Freshman All-America honors and was named to the SEC All-Freshman Team in **2011** at the University of Arkansas...was named to the SEC All-Defensive Team in **2011** and **2012**.
- Recommended/signed by Chris Wimmer for the Tigers.

DOMINIC ANTHONY FICOCIELLO'S CAREER RECORD

Year	Club	AVG	G	AB	R	H	TB	2B	3B	HR	RBI	SH	SF	HB	BB	SO	SB	CS	OBP	SLG	E
2013	Connecticut	.264	59	220	26	58	84	15	1	3	30	2	1	2	20	56	10	3	.329	.382	7
	West Michigan	.143	6	21	0	3	4	1	0	0	3	0	0	0	1	6	1	0	.182	.190	1
2014	West Michigan	.275	134	530	66	146	201	25	6	6	53	0	2	8	40	116	11	8	.334	.379	9
2015	Lakeland	.297	85	327	41	97	131	13	3	5	30	0	2	5	31	69	2	0	.364	.401	4
	Erie	.284	43	155	24	44	69	12	2	3	30	0	2	2	6	34	0	0	.315	.445	0
2016	Erie	.248	123	423	53	105	147	21	3	5	38	2	4	3	50	110	5	5	.329	.348	6
2017	Erie	.306	90	330	53	101	147	21	2	7	39	1	5	0	42	87	10	2	.379	.445	6
	Toledo	.235	35	115	12	27	39	6	0	2	12	1	0	1	11	32	2	1	.307	.339	4
MINOR LEAGUE TOTALS		.274	575	2121	275	581	822	114	17	31	235	6	16	21	201	510	41	19	.340	.388	37

TRANSACTIONS

- Selected by the Tigers in the 23rd round of the June 2010 draft, but did not sign
- Selected by the Tigers in the 12th round of the June 2013 draft.

INSIDE-THE-PARK HOME RUNS BY TIGERS

Nicholas Castellanos connected for the 290th inside-the-park home run in Tigers history on August 22, 2017 vs. New York (AL). It was also the fifth inside-the-park home run by a Tigers player in the 18-year history of Comerica Park.

Ty Cobb holds the franchise record for inside-the-park home runs during a career with 47, including a club-record nine inside-the-park home runs during the 1909 season.

Courtesy of David Vincent




50

MIKE FIERS

HT: 6-2
WT: 202
BT: R
TH: R
BORN: 6/15/1985 IN HOLLYWOOD, FL

RIGHTHANDED PITCHER

Opening Day Age: 32

Major League Service: 4.085

How Obtained: Signed by the Tigers as a free agent on December 8, 2017

Residence: Pompano Beach, FL

Signed Through: 2018

CAREER HIGHLIGHTS

- Threw a no-hitter for the Houston Astros on August 21, 2015 vs. Los Angeles (NL) -- marked the 11th no-hitter in franchise history, the 10th individual no-hitter and the first no-hitter in Minute Maid Park history...was named American League Pitcher of the Week following the performance.
- From 2011-15, he ranked ninth among all Major League pitchers (min. 400.0 innings) with 9.09 strikeouts per nine innings...trailed only Yu Darvish, Stephen Strasburg, Chris Sale, Max Scherzer, Clayton Kershaw, Corey Kluber, Matt Harvey and Francisco Liriano.

SEASON HIGHLIGHTS

Appeared in 29 games, including 28 as a starter, in **2017** for the Houston Astros.

- Finished the season with 153.1 innings pitched, marking the third consecutive season he has thrown 150.0-or-more innings.
- Walked four batters on May 7 at Los Angeles (AL), snapping his streak of not walking more than three batters in 39 consecutive starts...the streak was tied for the 12th-longest streak in club history and the longest since Brett Oberholtzer had 39 straight starts from 2013-15.
- Made five starts during the month of June, posting a 3-1 record with a 2.32 ERA (31.0IP/8ER) and 28 strikeouts...ranked fourth in the American League with a .189 (21x111) opponents batting average during the month, while he was sixth with a 2.32 ERA and 0.97 WHIP.
- Struck out a season-high 11 batters on July 16 vs. Minnesota, marking his first double-digit strikeout performance since May 2, 2015 vs. Chicago (NL).
- In 10 starts from May 30-July 21, went 6-2 with a 2.36 ERA (61.0IP/16ER) and 69 strikeouts...among AL pitchers during that span, ranked second with a 2.36 ERA and .195 (43x221) opponents batting average, tied for second with six wins and seventh with 61.0 innings pitched.
- Ranked fifth among AL pitchers in July with 12.86 strikeouts per nine innings, eighth with 40 strikeouts and ninth with a .212 (22x104) opponents batting average.
- On the suspended list from September 14-20.

Won a career-high 11 games in his first full season with the Astros in **2016**.

- Made 30 starts, tying his career high set in 2015 with Milwaukee (21) and Houston (9).
- Ranked 10th in the American League with 2.24 walks per nine innings.
- Went the entire season without walking more than three batters in a game...his 30-start streak of allowing three-or-fewer walks was the longest single-season streak by an Astros pitcher since Roy Oswalt had a 32-game streak in 2006.
- Posted a 2-0 record with a 2.86 ERA (28.1IP/9ER) and 18 strikeouts in five starts during June.
- Had a streak of 17.2 consecutive scoreless innings at home from June 1-July 6.

Began the **2015** season with the Milwaukee Brewers, before being acquired by the Astros on July 30.

- Established career highs in innings pitched (180.1) and strikeouts (180) and posted his lowest ERA (3.69) in a season (min. 100.0 innings).
- Gave up two earned runs-or-less in six consecutive starts from May 12-June 7 -- went 1-2 with a 2.78 ERA (32.1IP/10ER) and 30 strikeouts during the stretch.
- Threw his first no-hitter and complete game on August 21 vs. Los Angeles (NL), allowing just three walks...finished the game by retiring 21 straight batters following a third inning walk to Joc Pederson...marked the 11th no-hitter in club history, 10th individual no-hitter and first no-hitter in Minute Maid Park history...was named American League Player of the Week following the performance.
- Allowed one earned run-or-less in each of his first four starts with the Astros, becoming one of five pitchers in franchise history to allow one earned run-or-less in each of his first four starts with the club.
- Pitched in Game 5 of the American League Division Series vs. Kansas City, allowing one run in 1.0 inning of work.



Split the **2014** season between Triple A Nashville and Milwaukee.

- Named to the Pacific Coast League Midseason All-Star Team.
- Selected PCL Pitcher of the Week for the week ending May 4 after throwing 7.0 shutout innings with 11 strikeouts on April 30 vs. New Orleans.
- Made five starts with Nashville during the month of April and had a 5-0 record with a 0.80 ERA (33.2IP/3ER) and 47 strikeouts.
- Had a career high 14 strikeouts over 6.0 shutout innings on August 14 at Chicago (NL)...joined Ben Sheets (18), Yovani Gallardo (14) and Moose Haas (14) as the only pitchers in Brewers franchise history to strike out 14-or-more in a game and became the eighth Major League pitcher since 1900 with 14-or-more strikeouts in 6.0 innings pitched-or-fewer.
- Named Brewers Pitcher of the Month for August after going 4-1 with a 1.80 ERA (35.0IP/7ER) and 41 strikeouts in five starts.
- In 10 starts with Milwaukee from August 9-September 28, he went 6-4 with a 2.09 ERA (64.2IP/15ER) and 71 strikeouts...ranked second in the National League with 71 strikeouts during that stretch, while he was 10th with a 2.09 ERA.

Limited to 17 appearances in **2013** between Single A Brevard County, Triple A Nashville and Milwaukee due to injury.

- Made an Opening Day roster at the Major League level for the first time in his career.
- Sidelined from June 17-September 3 with a right forearm fracture.
- Pitched for Leones del Caracas in the Venezuelan Winter League and had a 0-1 record with an 11.05 ERA (7.1IP/9ER) and 11 strikeouts in five appearances, including three starts.

Spent most of the **2012** season with Milwaukee, pitching in 23 games, including 22 as a starter.

- Ranked third among National League rookies in wins (9), ERA (3.74), innings (127.2) and strikeouts (135).
- Made his first Major League start on May 29 at Los Angeles (NL), earning his first career win, allowing one run in 7.0 innings.
- Threw 21.1 consecutive scoreless innings from June 16-July 5, the longest streak by a Brewer in 2012.
- Posted 10 strikeout games on June 30 vs. Arizona, August 24 at Pittsburgh and September 30 vs. Houston.
- Named the Brewers Pitcher of the Month for July after compiling a 1-2 record with a 1.01 ERA (26.2IP/3ER) and 26 strikeouts in four starts.
- Recorded nine consecutive quality starts from June 16-August 7...went 5-2 with a 1.02 ERA (62.0IP/7ER) and 63 strikeouts during the stretch.

Named Brewers Minor League Pitcher of the Year in **2011** after going 13-3 with five saves, a 1.86 ERA (126.0IP/26ER) and 132 strikeouts in 34 games, including 18 starts, between Double A Huntsville and Triple A Nashville.

- Selected as an Organization All-Star by MiLB.com.
- Led all Brewers Minor Leaguers in wins and ERA, and was fourth in strikeouts.
- Named Southern League Pitcher of the Week for the week ending July 3 -- went 2-0 with a 0.00 ERA (14.0IP/0ER) and 16 strikeouts in two starts.
- Selected Brewers Minor League Pitcher of the Month for August after going 4-0 with a 0.68 ERA (39.2IP/3ER) and 44 strikeouts.
- Tabbed Pacific Coast League Pitcher of the Week for the week ending September 5 -- had a 2-0 record with a 0.00 ERA (14.0IP/0ER) and 13 strikeouts in two starts.
- Sidelined from July 25-August 3 with a right third digit tendon injury.
- Made his Major League debut on September 14 vs. Colorado and recorded his first Major League strikeout, fanning Carlos Gonzalez.
- Pitched for Leones del Caracas in the Venezuelan Winter League and had a 3-2 record with a 2.22 ERA (28.1IP/7ER) and 18 strikeouts in six appearances, including five starts.
- Rated as having the best control and as the 12th-best prospect in the Brewers system by *Baseball America* following the season.

Split the **2010** season between Single A Brevard County and Double A Huntsville, pitching in 27 games, including 19 starts.

- Named to the Florida State League Midseason All-Star Team.
- Made five starts for Single A Brevard County in April, going 1-2 with a 2.17 ERA (29.0IP/7ER) and 25 strikeouts.
- Struck out a season-high 11 batters on May 15 at Daytona.
- Sidelined from July 22-August 9 with a right muscle strain.
- Pitched for Surprise in the Arizona Fall League and had a 2-1 record with a 4.82 ERA (18.2IP/10ER) and 17 strikeouts in five starts.

Completed his first season of professional baseball in **2009**, combining to appear in 22 games between Single A Helena, Single A Wisconsin and Single A Brevard County.

- Did not allow a run in 19-of-22 outings during the season.



- Earned Pioneer League Pitcher of the Week twice during the season, for the week ending July 5 and the week ending July 26.

PERSONAL/MISCELLANEOUS

- Resides in Pompano Beach, FL during the offseason.
- Participated in the Tigers Winter Caravan and TigerFest.
- Attended Nova Southeastern University, where he led the nation with 145 strikeouts in 108.2 innings as a senior in 2009 and was named a Third Team All-American by the National Collegiate Baseball Writers Association and the American Baseball Coaches Association/Rawlings.
- Was inducted into the Nova Southeastern University Athletics Hall of Fame in November, 2017.

MICHAEL BRUCE FIERS' CAREER RECORD

Year	Club	W-L	ERA	G	GS	CG	SHO	SV	IP	H	AB	R	ER	HR	HB	BB	SO	WP	BK	AVG
2009	Helena	1-0	1.29	13	0	0	0	8	21.0	10	73	3	3	2	1	1	35	2	0	.137
	Wisconsin	0-0	0.00	3	0	0	0	1	6.0	4	21	0	0	0	1	2	8	0	0	.190
	Brevard County	1-0	1.98	6	0	0	0	2	13.2	10	49	3	3	2	0	2	16	0	0	.204
2010	Brevard County	4-8	3.47	17	15	0	0	0	93.1	78	341	37	36	6	11	23	94	5	0	.229
	Huntsville	1-1	3.69	10	4	0	0	1	31.2	28	121	13	13	3	3	9	36	1	0	.231
2011	Huntsville	5-3	2.64	22	8	0	0	5	61.1	42	222	21	18	7	2	14	63	1	2	.189
	Nashville	8-0	1.11	12	10	1	1	0	64.2	41	235	18	8	4	3	22	69	1	0	.174
	Milwaukee	0-0	0.00	2	0	0	0	0	2.0	2	7	0	0	0	0	3	2	0	0	.286
2012	Nashville	1-3	4.42	10	10	1	1	0	55.0	49	202	28	27	6	3	18	49	5	1	.243
	Milwaukee	9-10	3.74	23	22	0	0	0	127.2	125	493	56	53	12	2	36	135	4	0	.254
	Brevard County	0-0	6.00	1	1	0	0	0	6.0	6	24	4	4	1	0	0	8	0	0	.250
2013	Nashville	1-2	2.20	5	5	1	0	0	28.2	24	107	8	7	3	0	12	30	1	0	.224
	Milwaukee	1-4	7.25	11	3	0	0	0	22.1	28	94	20	18	8	0	6	15	1	0	.298
	Nashville	8-5	2.55	17	17	1	1	0	102.1	80	378	34	29	8	7	17	129	5	0	.212
2014	Milwaukee	6-5	2.13	14	10	0	0	0	71.2	46	254	19	17	7	0	17	76	1	0	.181
	Milwaukee	5-9	3.89	21	21	0	0	0	118.0	117	452	57	51	14	5	43	121	6	0	.259
	Houston	2-1	3.32	10	9	1	1	0	62.1	45	228	26	23	10	1	21	59	2	0	.197
2016	Houston	11-8	4.48	31	30	0	0	0	168.2	187	667	89	84	26	7	42	134	17	0	.280
2017	Houston	8-10	5.22	29	28	0	0	0	153.1	157	591	95	89	32	13	62	146	11	1	.266
MINOR LEAGUE TOTALS		30-22	2.75	116	70	4	3	17	483.2	372	1773	169	148	42	31	120	537	21	3	.210
NL TOTALS		21-28	3.66	71	56	0	0	0	341.2	318	1300	152	139	41	7	105	349	12	0	.245
AL TOTALS		21-19	4.59	70	67	1	1	0	384.1	389	1486	210	196	68	21	125	339	30	1	.262
MAJOR LEAGUE TOTALS		42-47	4.15	141	123	1	1	0	726.0	707	2786	362	335	109	28	230	688	42	1	.254

TRANSACTIONS

- Selected by Milwaukee in the 22nd round of the June 2009 draft
- On disabled list, July 22-August 9, 2010 (right muscle strain)
- On disabled list, July 25-August 3, 2011 (right third digit tendon injury)
- On disabled list, June 17-September 3, 2013 (right forearm fracture)
- Acquired by Houston along with Carlos Gomez and slot number 76 in the 2015-16 international pool in exchange for Josh Hader, Adrian Houser, Brett Phillips and Domingo Santana on July 30, 2015
- On suspended list, September 14-20, 2017
- Signed by the Tigers as a free agent on December 8, 2017

DIVISION SERIES RECORD

Year	Club/Opp.	W-L	ERA	G	GS	CG	SHO	SV	IP	H	AB	R	ER	HR	HB	BB	SO	WP	BK	AVG
2015	HOU vs. KC	0-0	9.00	1	0	0	0	0	1.0	1	2	1	1	0	0	0	0	0	0	.500
DIVISION SERIES TOTALS		0-0	9.00	1	0	0	0	0	1.0	1	2	1	1	0	0	0	0	0	0	.500

MAJOR LEAGUE HITTING RECORD

	AVG	AB	R	H	2B	3B	HR	RBI	SH	SF	HBP	BB	SO
2017	.000	1	1	0	0	0	0	0	0	0	0	0	1
Career	.081	86	1	7	0	0	0	2	18	0	0	0	45

CAREER FIELDING


	G	TC	PO	A	E	DP	PCT
Pitcher	141	136	54	69	13	3	.904

CAREER HIGHS

- Longest Winning Streak:** 4 (twice) - last, May 30-June 21, 2017
- Longest Losing Streak:** 6 - September 17, 2014-April 21, 2015
- Strikeouts:** 14 - August 14, 2014 at Chicago (AL)
- Walks:** 5 - May 7, 2015 vs. Los Angeles (NL)
- Innings (starter):** 9.0 - August 21, 2015 vs. Los Angeles (NL)
- Innings (reliever):** 5.0 - August 3, 2015 at Texas
- Low-Hit Game (CG):** 0 - August 21, 2015 vs. Los Angeles (NL)

10-OR-MORE STRIKEOUT GAMES (B)

June 30, 2012 vs. Arizona (10)	August 24, 2012 at Pittsburgh (10)	September 30, 2012 vs. Houston (10)
August 14, 2014 at Chicago (NL) (14)	May 2, 2015 at Chicago (NL) (12)	July 23, 2015 at Arizona (10)
August 21, 2015 vs. Los Angeles (NL) (10)	July 16, 2017 vs. Minnesota (11)	

32 MICHAEL FULMER

HT: 6-3 WT: 246 BT: R TH: R BORN: 3/15/1993 IN OKLAHOMA CITY, OK

RIGHTHANDED PITCHER

Opening Day Age: 25 Residence: Oklahoma City, OK
 Major League Service: 1157 Signed Through: 2018
 How Obtained: Acquired by the Tigers along with Luis Cessa from New York (NL) in exchange for Yoanis Céspedes on July 31, 2015.

CAREER HIGHLIGHTS

- Named to the American League All-Star Team in **2017**.
- Selected the American League Rookie of the Year in **2016** -- became the fifth player in franchise history to be named the American League Rookie of the Year.
- Named the Eastern League Pitcher of the Year in **2015** after compiling a 10-3 record with a 2.14 ERA (117.2IP/28ER) and 116 strikeouts in 21 starts between Double A Birmingham and Double A Erie.

SEASON HIGHLIGHTS

- Started 25 games for the Tigers in **2017** as he completed his second Major League season.
- Selected to the American League All-Star Team for the first time in his career...he was one of four pitchers selected to the roster by MLB...was not on the active roster for the American League since he started on the Sunday prior to the All-Star break.
- Allowed just 13 home runs in 164.2 innings, leading the American League with 0.71 home runs allowed per nine innings...had a homerless streak of 73.2 innings during the season.
- Finished the season tied for fifth in the American League with one complete game, sixth with a 1.15 WHIP and 2.19 walks per nine innings and ninth with a .243 (150x617) opponents batting average.
- Started the season with 10 consecutive quality starts from April 7-May 27...the streak was tied with Justin Verlander (March 31-May 19, 2011) for the longest by a Tigers pitcher to begin a season since 1913.
- Named the Tigers Pitcher of the Month for May after posting a 3-2 record with a 2.19 ERA (37.0IP/9ER) and 28 strikeouts in five starts.
- Selected the Tigers Pitcher of the Month for June after compiling a 2-3 record with a 4.28 ERA (33.2IP/16ER) and 24 strikeouts in five starts.
- Sidelined from August 3-14 with right elbow ulnar neuritis.

Posted an 11-7 record with a 3.06 ERA (159.0IP/54ER), 136 hits allowed, 42 walks and 132 strikeouts in 26 starts during his rookie season in **2016**.

- Earned American League Rookie of the Year honors by the BBWAA, becoming the fifth Tigers player to earn the honor and the first since Justin Verlander in 2006...named the American League Rookie of the Year by *The Sporting News* and American League Outstanding Rookie in the Players Choice Award balloting.
- Finished 10th in voting for the American League Cy Young Award.
- Tabbed the Detroit Sports Media Tigers Rookie of the Year.
- Among AL pitchers with at least 150.0 innings pitched, Fulmer ranked third with a 3.06 ERA, while he was seventh with a .231 (136x590) opponents batting average and a 1.12 WHIP.
- Finished his rookie season with 132 strikeouts, which was the second-highest total by a rookie pitcher in Tigers history, trailing only Les Cain, who struck out 156 batters as a rookie in 1970.
- Recalled from Triple A Toledo prior to the game on April 29 -- made his Major League debut that night at Minnesota and earned the win, allowing two runs on seven hits with one walk and four strikeouts in 5.0 innings...struck out Brian Dozier in the first inning for the first strikeout of his Major League career.
- Recorded the first double-digit strikeout game of his Major League career on May 21 vs. Tampa Bay, striking out 11...added a second game with 10-or-more strikeouts on July 1 at Tampa Bay, fanning 10.
- Threw 7.2 shutout innings on May 27 at Oakland, allowing three hits with one walk and three strikeouts -- with his performance, Fulmer became just the third Tigers pitcher since 1913 to throw at least 7.2 shutout innings and allow three hits-or-less in one of his first six career starts, joining Pat Underwood on May 31, 1979 at Toronto and Earl Whitehill on September 29, 1923 vs. Cleveland.
- Won his third straight start on June 1 at Los Angeles (AL), throwing 7.2 shutout innings with two hits allowed, two walks and eight strikeouts -- with his performance, Fulmer became just the second Tigers pitcher since 1913 to have back-to-back starts of 7.0-or-more shutout innings with three-or-fewer hits allowed, joining Mickey Lolich, who had back-to-back shutouts with three-or-fewer hits allowed on September 9 and 15, 1968...also became the second Tigers pitcher since 1913 to win five of his first seven career starts, joining Zach Miner, who won six of his first seven career starts in 2006.



- Carried a no-hitter into the seventh inning of the game on June 1 at Los Angeles (AL) before allowing a two-out single to C.J. Cron -- according to the Elias Sports Bureau, Fulmer became the first Tigers rookie to have a no-hit bid of that length since Bill Slayback, who went seven innings before allowing a hit in his Major League debut on June 26, 1972 against the Yankees.
- Threw 6.0 shutout innings with two hits allowed, three walks and five strikeouts in the game on June 6 vs. Toronto -- became the first Tigers pitcher since at least 1913 to have three straight starts with 6.0-or-more shutout innings and three-or-fewer hits allowed.
- Threw at least 6.0 shutout innings and allowed three-or-fewer hits in four straight starts from May 27-June 12 -- according to the Elias Sports Bureau, since 1893, when the mound was moved to 60 feet, six inches away from the plate, Fulmer and Jake Arrieta (September 22, 2015-April 4, 2016) are the only two pitchers to record four consecutive starts of 6.0-or-more shutout innings and three-or-fewer hits allowed.
- Had a consecutive scoreless innings streak of 33.1 innings from May 21-June 17, which was snapped with a two-out solo homer in the sixth inning by Kansas City's Salvador Perez...the streak ranks as the longest by a Tigers pitcher in franchise history, and according to the Elias Sports Bureau, the streak was the second longest by a rookie pitcher since 1971, trailing only a streak of 35.0 scoreless innings by Fernando Valenzuela during the 1981 season.
- Named Tigers Pitcher of the Month for June after starting five games and posting a 3-1 record with a 0.61 ERA (29.2IP/2ER), 14 hits allowed, 13 walks and 24 strikeouts...led the Majors with a 0.61 ERA during the month, while he was second with a .140 opponents batting average.
- Allowed one run-or-fewer in eight starts from May 21-July 1, becoming one of only six pitchers since 1913 to have eight straight starts with one-or-fewer runs allowed, joining Bob Gibson (11 straight starts, June 6-July 30, 1968), Josh Johnson (8 straight starts, May 13-June 20, 2010), Derek Lowe (8 straight starts, August 31, 2008-April 10, 2009), Johan Santana (8 straight starts, August 23-September 29, 2004) and J.R. Richard (8 straight starts, August 3-September 6, 1979).
- Recorded his ninth win of the season on July 6 at Cleveland -- according to the Elias Sports Bureau, Fulmer became the third rookie in franchise history to win at least nine games before the All-Star break, joining Mark Fidrych in 1976 (9-2) and Justin Verlander in 2006 (10-4).
- Over a 10-start stretch from May 21-July 17, compiled a 7-1 record with a 0.83 ERA (65.1IP/6ER) and 55 strikeouts -- according to the Elias Sports Bureau, since the Major Leagues began keeping track of earned runs just over 100 years ago, no other pitcher has compiled an ERA that low over a span of 10 successive starts in the season of his Major League debut...over the last 50 seasons, the only other rookie to produce an ERA below 1.00 over a span of 10 consecutive starts was Cal Eldred, who had an ERA of 0.95 over a 10-start run for the Brewers in August and September, 1992.
- Threw the first complete game and shutout of his career on August 14 at Texas, allowing four hits and striking out nine...became the first Tigers rookie pitcher to throw a shutout since Justin Verlander on May 22, 2006 at Kansas City.
- Pitched 7.0 innings in the game on September 9 vs. Baltimore, allowing two runs on three hits with one walk and five strikeouts...in his first eight career starts at Comerica Park, Fulmer had a 2-2 record with a 2.90 ERA (49.2IP/16ER) and 38 strikeouts -- according to the Elias Sports Bureau, over the last 25 years, only two other Tigers pitchers have had an ERA under 3.00 over their first eight MLB starts at their home park: Mike Maroth had a home ERA of 2.44 after eight starts in 2002 and Jeff Weaver had a 2.76 home ERA in 1999.

Selected the Eastern League Pitcher of the Year in **2015** after leading the league with a 2.14 ERA (117.2IP/28ER) and a .769 winning percentage and ranking fourth with a 1.10 WHIP and a .228 (77x346) opponents batting average.

- Started the season in the New York Mets organization before being acquired by the Tigers along with Luis Cessa in exchange for Yoenis Céspedes on July 31.
- Led all Eastern League starters with 8.87 strikeouts per nine innings, while he was third with 10.02 baserunners per nine innings and fourth with a .228 opponent batting average.
- Named a Minor League All-Star and a Double A All-Star by *Baseball America*, while he was selected to the Eastern League Postseason All-Star Team.
- Allowed three earned runs-or-less in 14 of his 15 starts with Double A Binghamton from May 3-July 28.
- Had a stretch of five consecutive quality starts from June 18-July 9 -- during the stretch, he compiled a 3-1 record with a 0.54 ERA (33.1IP/2ER) and 36 strikeouts.
- Did not allow an earned run in seven of nine starts from June 24-August 9.
- Named the best prospect in the Tigers organization by *Baseball America* following the season.

Spent most of the **2014** season with Single A St. Lucie, starting 19 games and posting a 6-10 record with a 3.97 ERA (95.1IP/42ER) and 86 strikeouts.

- Allowed two earned runs-or-fewer in four straight starts from May 14-June 2 -- during the stretch, he had a 1-3 record with a 2.86 ERA (22.0IP/7ER) and 22 strikeouts.
- Struck out a season-high nine batters on July 17 vs. Brevard County.
- Sideline from August 21-September 23 with a right elbow bone spur.
- Ranked as the 13th-best prospect in the Mets system by *Baseball America* following the season.



2018 TIGERS

Limited to nine starts in **2013** due to two separate stints on the disabled list.

- Sidelined from April 4-July 6 with a right knee lateral meniscus injury.
- Sidelined from August 24-September 24 with a right shoulder strain.
- Named the 14th-best prospect in the Mets organization by *Baseball America* following the season.

Spent the entire **2012** season with Single A Savannah, starting 21 games and posting a 7-6 record with a 2.74 ERA (108.1IP/33ER) and 101 strikeouts.

- Allowed two earned runs-or-less in 10 consecutive starts from June 14-August 13 -- finished the stretch with a 4-2 record, a 1.53 ERA (59.0IP/10ER) and 52 strikeouts.
- Sidelined from August 28-September 13 with a left shin contusion.
- Ranked as the seventh-best prospect in the Mets system and the 13th-best prospect in the South Atlantic League by *Baseball America* following the season.

Began his professional career in **2011** with the GCL Mets.

- Named the eighth-best prospect in the Mets system by *Baseball America* following the season.

PERSONAL/MISCELLANEOUS

- Resides in Oklahoma City, OK during the offseason with his wife, Kelsey.
- Visited patients at the Detroit VA Medical Center; participated in Baseball Fantasy Camp for Kids; participates in the Autographed Memorabilia Donation, the Autographs for a Cause (donates money to Wings) and the Dreams Come True programs; attended Keeping Kids in the Game, the Tigers Winter Caravan and TigerFest.
- Attended Deer Creek High School in Edmond, OK and earned First Team All-State honors in **2011** after hitting .436 with six home runs and 43 RBI, and posting a 10-2 record on the mound with a 0.72 ERA and 127 strikeouts.

MICHAEL JOSEPH FULMER'S CAREER RECORD

Year	Club	W-L	ERA	G	GS	CG	SHO	SV	IP	H	AB	R	ER	HR	HB	BB	SO	WP	BK	AVG
2011	GCL Mets	0-1	10.13	4	3	0	0	0	5.1	9	26	7	6	0	1	4	10	1	0	.346
2012	Savannah	7-6	2.74	21	21	1	0	0	108.1	92	405	37	33	6	6	38	101	8	0	.227
2013	GCL Mets	1-1	3.00	2	2	0	0	0	12.0	9	44	4	4	0	1	1	13	0	0	.205
	St. Lucie	2-2	3.44	7	7	0	0	0	34.0	24	121	13	13	1	4	18	29	1	0	.198
2014	St. Lucie	6-10	3.97	19	19	0	0	0	95.1	112	392	52	42	7	8	31	86	6	0	.286
	Binghamton	0-1	16.20	1	1	0	0	0	3.1	6	16	6	6	1	0	3	1	0	0	.375
2015	St. Lucie	0-0	3.86	1	1	0	0	0	7.0	4	25	3	3	1	0	0	9	0	0	.160
	Binghamton	6-2	1.88	15	15	0	0	0	86.0	73	321	25	18	3	1	23	83	3	1	.227
	Erie	4-1	2.84	6	6	0	0	0	31.2	27	117	10	10	4	0	7	33	2	0	.231
2016	Toledo	1-1	4.11	3	3	0	0	0	15.1	16	62	8	7	3	1	5	20	0	0	.258
	DETROIT	11-7	3.06	26	26	1	1	0	159.0	136	590	57	54	16	9	42	132	1	1	.231
2017	DETROIT	10-12	3.83	25	25	1	0	0	164.2	150	617	80	70	13	8	40	114	3	1	.243
	MINOR LEAGUE TOTALS	27-25	3.21	79	78	1	0	0	398.1	372	1529	165	142	26	22	130	385	21	1	.243
	MAJOR LEAGUE TOTALS	21-19	3.45	51	51	2	1	0	323.2	286	1207	137	124	29	17	82	246	4	2	.237

TRANSACTIONS

- Selected by New York (NL) in the first round (44th overall) of the June 2011 draft
- On disabled list, August 28-September 13, 2012 (left shin contusion)
- On disabled list, April 4-July 6, 2013 (right knee lateral meniscus injury)
- On disabled list, August 24-September 24, 2013 (right shoulder strain)
- On disabled list, August 21-September 23, 2014 (right elbow bone spur)
- Acquired by the Tigers along with Luis Cessa from New York (NL) in exchange for Yoenis Céspedes on July 31, 2015
- On disabled list, August 3-14, 2017 (right elbow ulnar neuritis)

ALL-STAR GAME RECORD

Year	League/Site	W-L	ERA	G	GS	CG	SHO	SV	IP	H	AB	R	ER	HR	HB	BB	SO	WP	BK	AVG
2017	AL/Miami	-	-	-	-	-	-	-	-	-	-	-	-	-	-	-	-	-	-	-

MAJOR LEAGUE HITTING RECORD

	AVG	AB	R	H	2B	3B	HR	RBI	SH	SF	HBP	BB	SO
2017	.000	5	0	0	0	0	0	0	0	0	0	0	2
Career	.000	7	0	0	0	0	0	0	0	0	0	0	4

CAREER FIELDING

	G	TC	PO	A	E	DP	PCT
Pitcher	51	50	25	23	2	2	.960

CAREER HIGHS

- Longest Winning Streak:** 6 - May 10-June 12, 2016
- Longest Losing Streak:** 6 - July 20-August 29, 2017
- Strikeouts:** 11 - May 21, 2016 vs. Tampa Bay
- Walks:** 4 (three times) - last, June 23, 2017 at San Diego
- Innings (starter):** 9.0 - August 14, 2016 at Texas
- Low-Hit Game (CG):** 4 - August 14, 2016 at Texas

10-OR-MORE STRIKEOUT GAMES (2)

May 21, 2016 vs. Tampa Bay (11)

July 1, 2016 at Tampa Bay (10)





13

MIKE GERBER

HT: 6-0 WT: 192 BT: L TH: R BORN: 7/8/1992 IN NASHVILLE, TN

OUTFIELDER

Opening Day Age: 25 **Residence:** Cheyenne, WY
Major League Service: 0.000 **Signed Through:** 2018
How Obtained: Selected by the Tigers in the 15th round of the June 2014 draft

CAREER HIGHLIGHTS

- Selected as a winner of a Rawlings Minor League Gold Glove in 2016 after not committing an error in 251 chances and adding six outfield assists.

SEASON HIGHLIGHTS

Spent most of the **2017** season with Double A Erie, playing in 92 games.

- Named to the Eastern League Midseason All-Star Team and was selected an Organization All-Star by MiLB.com.
- Ranked 10th in the Eastern League with a .291 (102x350) batting average.
- Went 5x5 with a pair of doubles and a RBI on May 3 at Bowie.
- Tabbed Eastern League Player of the Week for the week ending May 14 after hitting .448 (13x29) with four runs scored, one double, three home runs and six RBI in seven games.
- Finished the month of May with a .324 (34x105) batting average with 17 runs scored, eight doubles, four home runs and 10 RBI.
- Sidelined from June 27-August 4 with a right oblique muscle strain.

Split the **2016** season between Single A Lakeland and Double A Erie, appearing in 132 games.

- Tabbed an Organizational All-Star by MiLB.com.
- Hit safely in 12-of-13 games from May 23-June 5 -- hit .370 (20x54) with five runs scored, seven doubles, two triples and 13 RBI over the 13-game stretch.
- Combined to play in 26 games between Lakeland and Erie in July, batting .372 (35x94) with 20 runs scored, seven doubles, one triple, six home runs and 25 RBI.
- Rated as the seventh-best prospect in the Tigers organization by *Baseball America* following the season.

Named the Tigers Minor League Player of the Year in **2015** after hitting .292 (150x513) with 74 runs scored, 31 doubles, 10 triples, 13 home runs and 76 RBI in 135 games with Single A West Michigan.

- Named to the Midwest League Midseason and Postseason All-Star Teams and was selected a low Class A All-Star by *Baseball America*.
- Led the Midwest League with 135 games played, 54 extra-base hits and 240 total bases, while he ranked second with 513 at-bats and 10 triples, third with 150 hits and a .468 slugging percentage, fourth with 31 doubles and 76 RBI and 10th with a .292 batting average.
- Hit safely in 13 straight games from April 24-May 7 -- posted a .458 (22x48) batting average with nine runs scored, five doubles, one home run and 14 RBI during the streak.
- Finished the month of May with a .381 (43x113) batting average, 21 runs scored, eight doubles, one triple, three home runs and 19 RBI -- led the Midwest League with 43 hits, while he ranked second with a .381 batting average.
- Compiled his second 13-game hitting streak of the season from August 1-15 -- hit .339 (18x53) with 13 runs scored, six doubles, two home runs and six RBI during the streak.
- Played 20 games with Scottsdale in the Arizona Fall League and hit .280 (21x75) with 14 runs scored, five doubles, two triples, one home run and 14 RBI -- selected to play in the AFL's Rising Stars Game.
- Ranked as the third-best prospect in the Tigers organization by *Baseball America* following the season.

Spent most of the **2014** season with Single A Connecticut.

- Ranked fifth in the New York-Penn League with a .493 slugging percentage.
- Posted an 11-game hitting streak from June 23-July 5 -- batted .468 (22x47) with 13 runs scored, 10 doubles, three triples, three home runs and 16 RBI during the streak.
- Named the 19th-best prospect in the Tigers organization by *Baseball America* following the season.



2018 TIGERS

PERSONAL/MISCELLANEOUS

- Resides in Cheyenne, WY during the offseason.
- Participated in the Tigers Winter Caravan and TigerFest.
- Selected to the Missouri Valley Conference All-Defensive Team in **2012** as a sophomore at Creighton University...named a freshman All-American by *Collegiate Baseball* and earned Second Team All-MVC honors in **2011**.
- Recommended/signed by Marty Miller for the Tigers.

MICHAEL JEFFREY GERBER'S CAREER RECORD

Year	Club	AVG	G	AB	R	H	TB	2B	3B	HR	RBI	SH	SF	HB	BB	SO	SB	CS	OBP	SLG	E
2014	Connecticut	.286	57	217	40	62	107	16	4	7	37	0	2	7	17	48	8	4	.354	.493	1
	West Michigan	.387	8	31	4	12	15	3	0	0	5	0	0	0	4	3	1	0	.457	.484	0
2015	West Michigan	.292	135	513	74	150	240	31	10	13	76	2	12	7	49	97	16	4	.355	.468	3
2016	Lakeland	.282	91	351	52	99	169	22	3	14	60	0	3	2	32	111	2	3	.343	.481	0
	Erie	.261	41	153	17	40	66	8	3	4	20	0	1	1	20	41	6	0	.349	.431	0
2017	Lakeland	.444	5	18	3	8	12	2	1	0	2	0	0	0	2	7	0	0	.500	.667	0
	Erie	.291	92	350	62	102	167	22	2	13	45	0	3	2	39	85	10	6	.363	.477	1
	Toledo	.412	4	17	4	7	12	2	0	1	3	0	0	0	1	6	0	0	.444	.706	0
MINOR LEAGUE TOTALS		.291	433	1650	256	480	788	106	23	52	248	2	21	19	164	398	43	17	.358	.478	5

TRANSACTIONS

- Selected by New York (AL) in the 40th round of the June 2010 draft, but did not sign
- Selected by the Tigers in the 15th round of the June 2014 draft
- On disabled list, June 27-August 4, 2017 (right oblique muscle strain)



**NON-ROSTER
INVITEE**

76 NIKO GOODRUM

HT: 6-3 WT: 198 BT: S TH: R BORN: 2/28/1992 IN ATLANTA, GA

INFIELDER

Opening Day Age: 26 **Residence: McDonough, GA**
Major League Service: 0.031 **Signed Through: 2018**
How Obtained: Signed by the Tigers as a Minor League free agent on November 14, 2017

SEASON HIGHLIGHTS

Spent most of the **2017** season with Triple A Rochester...also saw the first Major League action of his career in September.

- Led Rochester in RBI (66), while he ranked second in games (127) and hits (122) and third in home runs (13).
- Drove in a season-high six RBI on August 19 at Louisville.
- Hit .303 (33x109) with 19 runs scored, four doubles, one triple, four home runs and 20 RBI in 29 games during August.
- Made his Major League debut on September 2 vs. Kansas City as a defensive replacement at second base and went 0x2.
- Recorded his first Major League hit on September 12 vs. San Diego, an infield single off Cory Mazzoni.

Limited to 55 games in **2016** due to two separate stints on the disabled list.

- Sidelined from April 7-June 23 with a right foot sprain.
- Sidelined from July 26-August 2 with a right hamstring strain.
- Named Southern League Player of the Week for the week ending September 5 after hitting .500 (15x30) with five runs scored, three doubles, one triple, two home runs and eight RBI in eight games.
- Played in 29 games with Caribes de Anzoategui in the Venezuelan Winter League and hit .284 (33x116) with 22 runs scored, eight doubles, three triples, one home run and eight RBI

Split the **2015** season between Single A Fort Myers and Double A Chattanooga.

- Finished the season with 29 stolen bases, which was the third most in the Twins Minor League system.
- Drove in a season-high four runs on August 16 vs. Tennessee.

Spent the entire **2014** season with Single A Fort Myers, playing in 122 games.

- Led the Twins Minor League system with 35 stolen bases, while he was seventh with 58 walks.
- Went a perfect 4x4 with three RBI on April 28 vs. Bradenton.
- Hit .306 (26x85) with 16 runs scored, six doubles, three triples and 15 RBI in 24 games during April.



- Ranked as the 29th-best prospect in the Twins organization and rated as possessing the best infield arm in the Florida State League by *Baseball America* following the season.

Played in 103 games with Single A Cedar Rapids in **2013**.

- Named to the Midwest League Midseason All-Star Team.
- Sidelined from June 3-16 with a concussion.
- Batted .319 (15x47) with 13 runs scored, six doubles and eight RBI in 12 games during June.
- Collected a season-high four hits on July 17 at Lake County.
- Sidelined from August 22-30 with a groin strain.
- Ranked as the 26th-best prospect in the Twins organization by *Baseball America* following the season.

Saw time in 58 games with Rookie-level Elizabethton in **2012**.

- Led the Appalachian League with eight triples, while he tied for the league lead with 38 walks.
- Hit for the cycle on June 30 vs. Pulaski, going 4x5 with a season-high four RBI.
- Rated as the 26th-best prospect in the Twins organization by *Baseball America* following the season.

Spent the entire **2011** season with Rookie-level Elizabethton, playing in 59 games.

- Hit safely in 13-of-14 games from August 13-28...batted .412 (21x51) with 14 runs scored, three doubles, one triple, one home run and 10 RBI during the stretch.
- Ranked as the 19th-best prospect and rated as possessing the best infield arm in the Twins organization by *Baseball America* following the season.

Completed his first season of professional baseball in **2010**, appearing in 36 games with the GCL Twins.

- Ranked as the 19th-best prospect and rated as possessing the best infield arm in the Twins system by *Baseball America* following the season.

PERSONAL/MISCELLANEOUS

- Resides in McDonough, GA during the offseason.

CARTIER NIKO GOODRUM'S CAREER RECORD

Year	Club	AVG	G	AB	R	H	TB	2B	3B	HR	RBI	SH	SF	HB	BB	SO	SB	CS	OBP	SLG	E
2010	GCL Twins	.161	36	118	10	19	23	4	0	5	0	1	0	9	34	4	2	.219	.195	9	
2011	Elizabethton	.275	59	204	39	56	78	10	3	2	20	0	1	4	21	56	8	1	.352	.382	25
2012	Elizabethton	.242	58	227	38	55	95	12	8	4	38	0	3	1	38	56	6	3	.349	.419	18
2013	Cedar Rapids	.260	103	385	62	100	142	22	4	4	45	4	2	4	60	105	20	4	.364	.369	27
2014	Fort Myers	.249	122	438	63	109	147	19	5	3	49	2	4	2	58	99	35	4	.337	.336	24
2015	Fort Myers	.220	53	205	24	45	70	11	1	4	19	0	1	2	32	59	11	5	.329	.341	14
	Chattanooga	.244	61	209	33	51	82	6	5	5	19	0	1	0	28	51	18	4	.332	.392	14
2016	Fort Myers	.280	6	25	3	7	14	4	0	1	5	0	0	1	7	1	0	.308	.560	1	
	Chattanooga	.275	49	182	25	50	82	10	2	6	28	0	1	2	22	52	8	2	.357	.451	9
2017	Rochester	.265	127	461	71	122	196	25	5	13	66	1	5	2	30	119	11	7	.309	.425	11
	Minnesota	.059	11	17	1	1	1	0	0	0	0	0	0	0	1	10	0	0	.111	.059	0
MINOR LEAGUE TOTALS		.250	674	2454	368	614	929	123	33	42	294	7	19	17	299	638	122	32	.333	.379	152
MAJOR LEAGUE TOTALS		.059	11	17	1	1	1	0	0	0	0	0	0	0	1	10	0	0	.111	.059	0

TRANSACTIONS

- Selected by Minnesota in the second round of the June 2010 draft
- On disabled list, June 3-16, 2013 (concussion)
- On disabled list, August 22-30, 2013 (groin strain)
- On disabled list, April 7-June 23, 2016 (right foot sprain)
- On disabled list, July 26-August 2, 2016 (right hamstring strain)
- Signed by the Tigers as a Minor League free agent on November 14, 2017

CAREER FIELDING

	G	TC	PO	A	E	DP	PCT
Second Base	8	7	4	3	0	1	1.000
Outfield	1	3	3	0	0	0	1.000

CAREER HIGHS

- Hits:** 1 - September 12, 2017 vs. San Diego
- Home Runs:** No Major League home runs
- RBI:** No Major League RBI
- Stolen Bases:** No Major League stolen bases
- Hitting Streak:** 1 - September 12, 2017




61

SHANE GREENE

HT: 6-4 WT: 197 BT: R TH: R BORN: 11/17/1988 IN CLERMONT, FL

RIGHTHANDED PITCHER

Opening Day Age: 29

Major League Service: 3.075

How Obtained: Acquired by the Tigers from the Yankees as part of a three-team deal with New York (AL) and Arizona on December 5, 2014.

Residence: Clermont, FL

Signed Through: 2018

SEASON HIGHLIGHTS

Appeared in a career-high 71 games with Detroit in **2017**.

- Ranked tied for sixth in the American League with 71 appearances.
- Allowed only nine of the 47 runners he inherited to score and finished second in the American League with a 19.1 inherited runners scored percentage (min. 40 inherited runners).
- Recorded the 200th strikeout of his Major League career on April 30 vs. Chicago (AL), striking out Tyler Saladino in the seventh inning.
- Combined to pitch in 26 games in April/May and posted a 1-0 record with a 1.82 ERA (24.2IP/5ER) and 28 strikeouts.
- Named Tigers Pitcher of the Month for July after compiling a 1-0 record with a 0.00 ERA (10.2IP/0ER), giving up just five hits and striking out 12 over 13 appearances.
- Did not allow a run in a career-long 16.1 consecutive innings from July 1-August 12, a span that stretched 18 games.
- Compiled a 3-1 record with one save, a 1.36 ERA (33.0IP/5ER) and 36 strikeouts in 33 games at Comerica Park...posted a 1-2 record with eight saves, a 3.89 ERA (34.2IP/15ER) and 37 strikeouts in 38 road outings.

Appeared in 50 games, including three starts, with the Tigers in **2016**.

- Inherited 20 runners during the season and did not allow any of them to score.
- Notched the first save of his Major League career with a perfect 11th inning on April 5 at Miami.
- Sidelined from April 25-June 4 with a right middle finger blister.
- Did not allow a run in 10-of-11 appearances from July 1-26 -- compiled a 0.93 ERA (9.2IP/1ER) with five hits allowed, two walks and 10 strikeouts during the stretch.

Made an Opening Day roster for the first time in his career with the Tigers in **2015** -- split the season between Detroit and Triple A Toledo.

- Became the first Tigers pitcher to start a season with three starts of 7.0-or-more innings, while allowing one-or-fewer earned runs, since Jack Morris in 1984 -- through his first three starts, had a 3-0 record with a 0.39 ERA (23.0IP/1ER), 12 hits allowed and 11 strikeouts.
- Sidelined from August 9-October 5 with a right hand vascular condition.
- Underwent season-ending surgery for a pseudoaneurysm on August 27...the surgery was performed by Dr. Greg Pearl in Dallas, TX.

Appeared in 15 games (14 starts) during four separate stints with the Yankees in **2014**.

- Averaged 9.27 strikeouts per nine innings -- the fourth-best mark among Major League rookies (min. 75.0IP).
- Recalled from Scranton/Wilkes-Barre by the Yankees on April 24 and made his Major League debut that night at Fenway Park -- allowed three runs (zero earned runs), while walking three and fanning one in 0.1 innings of work.
- Recalled from Scranton/Wilkes-Barre by the Yankees for the remainder of the season on July 7 and made his first career start that same night at Cleveland -- earned his first Major League win by allowing two runs on four hits over 6.0 innings of work.
- According to the Elias Sports Bureau, Greene became the first pitcher in Yankees franchise history to earn a win in his first start, while tossing at least 6.0 innings and allowing four-or-fewer hits without walking a batter.
- Earned his second straight victory on July 12 at Baltimore by throwing 7.1 scoreless innings, allowing four hits -- according to the Elias Sports Bureau, he became the first Yankees pitcher to toss at least 6.0 innings, while allowing four-or-fewer hits in each of their first two starts.
- Fanned a season-high 10 batters on August 16 at Tampa Bay -- walked only one batter in the outing to become one of only five rookies in Yankees franchise history to fan at least 10 while issuing one-or-fewer walks.



Named to the Florida State League Midseason All-Star squad as he split the **2013** season between Single A Tampa and Double A Trenton.

- Selected a MiLB.com Organizational All-Star following the season.
- Assigned to Single A Tampa to begin the season.
- Sidelined July 6-14 with a right third digit blister.
- Named the Yankees 16th-best prospect by *Baseball America* following the season.

Spent the entire **2012** season with Single A Tampa, appearing in 24 games.

- Named the Florida State League Pitcher of the Week for the week ending June 10 -- did not allow a run in 7.0 innings pitched in his start on June 9 vs. Daytona.

Pitched in 27 games in **2011** as he spent the entire season with Single A Charleston.

- Finished second among all Yankees Minor Leaguers with 128 strikeouts on the season.
- Sidelined July 13-24 with a right third digit laceration.

Completed his second season of professional baseball in **2010**, splitting the season between Single A Staten Island and Single A Charleston.

Selected by the Yankees in the 15th round of the June **2009** draft and made his professional debut with the GCL Yankees.

PERSONAL/MISCELLANEOUS

- Resides in Clermont, FL during the offseason
- Participates in the Detroit Tigers Autographed Memorabilia Donation and the Dreams Come True programs and participated in the Tigers Winter Caravan and TigerFest.
- Attended East Ridge High School in Clermont, FL.
- Went to the University of West Florida before transferring to Daytona State College.

SHANE GREENE'S CAREER RECORD

Year	Club	W-L	ERA	G	GS	CG	SHO	SV	IP	H	AB	R	ER	HR	HB	BB	SO	WP	BK	AVG
2009	GCL Yankees	1-2	5.87	13	0	0	0	0	23.0	30	101	19	15	2	5	6	20	4	0	.297
2010	Staten Island	2-6	4.59	10	10	0	0	0	49.0	57	197	28	25	1	7	21	44	3	0	.289
	Charleston	0-2	4.58	4	0	0	0	0	19.2	14	68	10	10	1	5	8	22	1	0	.206
2011	Charleston	5-14	4.37	27	27	0	0	0	138.0	141	533	88	67	9	10	68	128	14	0	.265
2012	Tampa	4-7	5.22	24	23	0	0	0	112.0	113	426	80	65	5	10	63	101	9	1	.265
2013	Tampa	4-6	3.60	13	13	0	0	0	75.0	83	297	36	30	4	3	10	69	2	0	.279
	Trenton	8-4	3.18	14	13	1	1	0	79.1	92	318	35	28	6	7	20	68	1	2	.289
2014	Scranton/Wilkes-Barre	5-2	4.61	15	13	0	0	0	66.1	79	268	39	34	3	0	26	57	3	1	.295
	New York (AL)	5-4	3.78	15	14	0	0	0	78.2	81	309	38	33	8	6	29	81	1	0	.262
2015	Toledo	1-1	3.86	7	7	0	0	0	35.0	37	136	15	15	2	3	11	21	1	0	.272
	DETROIT	4-8	6.88	18	16	0	0	0	83.2	103	334	67	64	13	6	27	50	1	0	.308
2016	West Michigan#	0-0	0.00	1	1	0	0	0	3.0	2	11	0	0	0	0	1	5	0	0	.182
	Toledo#	0-0	1.13	2	2	0	0	0	8.0	9	33	1	1	1	0	0	12	0	0	.273
	DETROIT	5-4	5.82	50	3	0	0	2	60.1	518	226	39	39	3	4	22	59	0	0	.257
2017	DETROIT	4-3	2.66	71	0	0	0	9	67.2	50	244	21	20	6	4	34	73	1	0	.205
MINOR LEAGUE TOTALS		30-44	4.29	130	113	1	1	0	608.1	657	2388	351	290	34	50	234	547	38	4	.275
DETROIT TOTALS		13-15	5.23	139	19	0	0	11	211.2	211	804	127	123	22	14	83	182	2	0	.262
MAJOR LEAGUE TOTALS		18-19	4.84	154	33	0	0	11	290.1	292	1113	165	156	30	20	112	263	3	0	.262

TRANSACTIONS

- Selected by New York (AL) in the ninth round of the June 2009 draft
- On disabled list, July 13-24, 2011 (right third digit laceration)
- On disabled list, July 6-14, 2013 (right third digit blister)
- Acquired by the Tigers from New York (AL) as part of a three-team deal. The Tigers traded Robbie Ray and Domingo Leyba to Arizona, and Arizona sent Didi Gregorius to New York (AL)
- On disabled list, August 9-October 5, 2015 (right hand vascular condition)
- On disabled list, April 25-June 4, 2016 (right middle finger blister)

MAJOR LEAGUE HITTING RECORD

	AVG	AB	R	H	2B	3B	HR	RBI	SH	SF	HBP	BB	SO
2017	.000	0	0	0	0	0	0	0	0	0	0	0	0
Career	.000	7	0	0	0	0	0	0	0	0	0	0	5

CAREER FIELDING

	G	TC	PO	A	E	DP	PCT
Pitcher	154	43	11	24	8	3	.814

**CAREER HIGHS****Longest Winning Streak:** 3 (twice) - last, September 12, 2016-May 24, 2017**Longest Losing Streak:** 6 - May 25-July 26, 2015**Strikeouts:** 10 - August 16, 2014 at Tampa Bay**Walks:** 4 (three times) - last, April 19, 2016 at Kansas City**Innings (starter):** 8.0 (four times) - last, May 10, 2015 vs. Kansas City**Innings (reliever):** 2.0 (four times) - last, May 16, 2017 vs. Baltimore**10-OR-MORE STRIKEOUT GAMES (1)**

August 16, 2014 at Tampa Bay (10)



17

GRAYSON GREINER

HT: 6-6 WT: 239 BT: R TH: R BORN: 10/11/1992 IN COLUMBIA, SC

CATCHER

Opening Day Age: 25 **Residence:** Columbia, SC

Major League Service: 0.000 **Signed Through:** 2018

How Obtained: Selected by the Tigers in the third round of the June 2014 draft

SEASON HIGHLIGHTSSpent most of the **2017** season at Double A Erie, playing in 98 games for the SeaWolves.

- Ranked fourth among Eastern League catchers with a 37.2 (29-of-78) caught stealing percentage.
- Belted a pair of home runs and drove in a season-high six runs on June 14 vs. Binghamton...also hit two homers on August 18 at Bowie.
- Sidelined from June 28-July 13 with a left thumb sprain.
- Finished the month of July with a .327 (16x49) batting average, seven runs scored, five doubles, three home runs and seven RBI in 16 games.

Played in 81 games between Single A Lakeland, Double A Erie and Triple A Toledo in **2016**.

- Selected to the Florida State League Midseason All-Star Team.
- Named the Tigers Minor League Player of the Month for August after batting .373 (28x75) with 12 runs scored, five doubles, one triple, five home runs and 12 RBI in 19 games.
- Played with the Salt River Rafters in the Arizona Fall League following the season, hitting .205 (9x44) with seven runs scored, four doubles, one home run and six RBI in 12 games.
- Ranked as the 20th-best prospect in the Tigers organization by *Baseball America* following the season.

Spent the entire **2015** season with Single A Lakeland, playing in 89 games.

- Hit his first home run of the season on May 7 at Dunedin -- also homered on May 23 vs. Bradenton and June 27 vs. Jupiter.
- Sidelined from June 11-22 with a concussion.
- Finished the month of June with a .316 (12x38) batting average, five runs scored, two doubles, one home run and five RBI.

Selected by the Tigers in the third round of the June **2014** draft and made his professional debut with Single A West Michigan.

- Compiled a nine-game hitting streak from June 21-July 3 -- hit .417 (15x36) with six runs scored, two doubles, two home runs and seven RBI during the nine-game stretch.
- Sidelined July 30-September 18 with a left wrist sprain.
- Rated as the 24th-best prospect in the Tigers organization by *Baseball America* following the season.

PERSONAL/MISCELLANEOUS

- Resides in Columbia, SC during the offseason with his wife, Madison, and son, Hudson.
- Participated in the Tigers Winter Caravan and TigerFest.
- Attended the University of South Carolina from **2012-14**...selected as a semifinalist for the Johnny Bench Award during his senior season...also named to the SEC All-Defensive Team...named to the **2013** USA Baseball Collegiate National Team and earned Second Team All-SEC honors...selected to the *Collegiate Baseball* Freshman All-America Team, SEC All-Freshman Team and **2012** USA Baseball Collegiate National Team in his first year at South Carolina.
- Recommended/signed by Grant Brittain for the Tigers.



GRAYSON JAMES GREINER'S CAREER RECORD

Year	Club	AVG	G	AB	R	H	TB	2B	3B	HR	RBI	SH	SF	HB	BB	SO	SB	CS	OBP	SLG	E
2014	West Michigan	.322	26	90	11	29	40	5	0	2	16	0	2	1	11	18	0	0	.394	.444	2
2015	Lakeland	.183	89	312	24	57	78	12	0	3	21	1	0	3	27	90	0	0	.254	.250	8
2016	Lakeland	.312	31	109	14	34	40	6	0	0	12	1	0	1	12	26	0	0	.385	.367	3
	Erie	.288	59	208	20	60	96	9	3	7	30	0	5	2	10	55	1	0	.320	.462	0
	Toledo	.000	1	4	0	0	0	0	0	0	0	0	0	0	2	0	0	0	.000	.000	0
2017	Erie	.241	98	328	34	79	143	20	1	14	42	0	2	3	38	72	0	0	.323	.436	6
	Toledo	.143	5	14	0	2	3	1	0	0	2	0	1	0	2	3	0	0	.235	.214	0
MINOR LEAGUE TOTALS		.245	309	1065	103	261	400	53	4	26	123	2	10	10	100	266	1	0	.313	.376	19

TRANSACTIONS

- Selected by the Tigers in the third round of the June 2014 draft
- On disabled list, July 30-September 18, 2014 (left wrist sprain)
- On disabled list, June 11-22, 2015 (concussion)
- On disabled list, June 28-July 13, 2017 (left thumb sprain)



36

BLAINE
HARDY

HT: 6-2 WT: 218 BT: L TH: L BORN: 3/14/1987 IN SEATTLE, WA

LEFT HANDED PITCHER

Opening Day Age: 31
Major League Service: 2.130
How Obtained: Signed by the Tigers as a Minor League free agent on April 2, 2013

Residence: Edmonds, WA
Signed Through: 2018

SEASON HIGHLIGHTS

Completed his fourth season with the Tigers in **2017**, appearing in 35 games.

- Picked up his only win of the season on April 22 at Minnesota, giving up a run on three hits with one strikeout in 1.1 innings.
- Recorded nine consecutive scoreless appearances with Triple A Toledo from June 22-July 23, a stretch that spanned 9.0 innings.
- Appeared in 14 games with Triple A Toledo in August and had a 1-0 record with three saves, a 1.88 ERA (14.1IP/3ER) and 17 strikeouts.

Split the **2016** season between the Tigers and Triple A Toledo -- posted a 1-0 record with one save, a 1.72 ERA (31.1IP/6ER) and 19 strikeouts over 32 games with the Mud Hens, while he went 1-0 with a 3.51 ERA (25.2IP/10ER) and 20 strikeouts in 21 appearances with the Tigers.

- Placed on the 15-day disabled list on April 2, retroactive to March 25, with a left shoulder impingement.
- Did not allow an earned run in nine-of-10 appearances with the Tigers from April 23-June 15 -- posted a 0.93 ERA (9.2IP/1ER) with five strikeouts during the stretch.
- Tossed a scoreless outing in 12 of his first 13 appearances with Toledo from April 14-June 24 -- compiled a 0.77 ERA (11.2IP/1ER) over the 13-game stretch.
- Tossed a career-high 3.1 scoreless innings on September 15 vs. Minnesota.

Spent most of the **2015** season with the Tigers, appearing in 70 games -- posted a 5-3 record with a 3.08 ERA (61.1IP/21ER) and 55 strikeouts.

- Ranked tied for ninth in the American League with 70 appearances, while he was also tied for ninth among American League relievers with five wins.
- Put together a stretch of 11 consecutive scoreless outings from April 26-May 20 -- gave up just five hits, two walks and struck out nine batters in 9.0 innings.

Saw his first Major League action with the Tigers in **2014**, as he split the season between Detroit and Triple A Toledo.

- Finished the season ranked seventh among all American League rookie relievers with a 2.54 ERA (min 30.0 IP).
- Made his Major League debut on June 16 vs. Kansas City -- tossed 2.0 scoreless innings out of the bullpen, allowing just one hit...became the 18th reliever in franchise history to toss 2.0-or-more innings without allowing a run in their Major League debut.
- Earned his first Major League win on June 30 vs. Oakland.
- Compiled a 0.93 ERA (9.2IP/1ER) and nine strikeouts during the month of July - limited opponents to a .282 (11x34) batting average during that stretch.



2018 TIGERS

Split the **2013** season between Double A Erie and Triple A Toledo in his first season with the Tigers organization.

- Named the Tigers Minor League Pitcher of the Month for August after posting a 2-1 record with a 1.67 ERA (37.2IP/7ER) and 28 strikeouts in six starts during the month.
- Appeared in eight games (two starts) with Mesa in the Arizona Fall League, posting a 2-0 record with a 3.38 ERA (16.0IP/6ER) and 16 strikeouts.

Split the **2012** season between Double A Northwest Arkansas and Triple A Omaha in the Kansas City Royals organization.

- Posted a 3-0 record, a 1.96 ERA (18.1IP/4ER) and 14 strikeouts in seven appearances during June.
- Played in nine games for Bravos de Margarita in the Venezuelan Winter League -- compiled a 0-1 record with a 6.00 ERA (6.0IP/4ER) and seven strikeouts.

Ranked ninth in the Texas League in saves in **2011** as he split the season between Double A Northwest Arkansas and Triple A Omaha.

- Did not allow a run in seven consecutive appearances (13.1IP) with Omaha from August 2-22.

Spilt the **2010** season between Double A Northwest Arkansas and Triple A Omaha.

- Did not allow a run in 11-of-12 appearances out of the bullpen for the Naturals, compiling a 1-0 record, a 0.69 ERA (26.0IP/2ER), four saves and 16 strikeouts before having his contract transferred to Omaha on May 25.
- Posted an 11.1 inning scoreless streak over seven appearances to begin his tenure with Omaha.
- Transitioned from reliever to starting pitcher on July 23 -- made eight starts with the Royals, compiling a 1-2 record with a 5.00 ERA (36.0IP/20ER) and 19 strikeouts.

Spent the entire **2009** season with Single A Burlington.

- Finished third in the Midwest League among relievers with 1.61 walks per nine innings while he was fourth with a .186 (71x330) opponents batting average.

Selected by the Royals in the 22nd round of the June **2008** draft and appeared in 21 games with Rookie League Idaho Falls.

- Ranked tied for ninth in the Pioneer League with four saves.

PERSONAL/MISCELLANEOUS

- Resides in Edmonds, WA during the offseason with his wife, Nicky.
- Graduated from Edmonds Woodway High School (WA) in **2005**.
- Began his college career at the University of Portland, appearing in 15 games for the Pilots...transferred to Bellevue (WA) Community College, and later to Lewis-Clark State College where he went 8-1 with a 2.48 ERA to help the Warriors win the 2008 NAIA National Championship.
- Supports Gloves for Kids and participated in the Tigers Winter Caravan and TigerFest.

BLAINE PATRICK HARDY'S CAREER RECORD

Year	Club	W-L	ERA	G	GS	CG	SHO	SV	IP	H	AB	R	ER	HR	HB	BB	SO	WP	BK	AVG
2008	Idaho Falls	1-0	4.15	21	0	0	0	4	34.2	34	133	18	16	5	0	8	34	1	0	.256
2009	Burlington	4-4	2.05	36	3	0	0	9	92.1	71	330	26	21	3	7	17	94	4	0	.215
2010	NW Arkansas	1-0	0.69	12	0	0	0	4	26.0	11	86	2	2	0	1	8	16	0	0	.128
	Omaha	3-4	3.49	28	8	0	0	3	67.0	65	255	30	26	9	1	21	48	2	0	.255
2011	NW Arkansas	2-1	1.59	19	0	0	0	8	39.2	28	144	11	7	2	2	16	41	6	0	.194
	Omaha	2-3	7.14	23	0	0	0	0	29.0	38	125	25	23	7	1	19	23	0	0	.304
2012	NW Arkansas	1-2	2.61	10	0	0	0	3	20.2	17	74	8	6	3	2	9	13	4	0	.230
	Omaha	3-2	3.79	30	0	0	0	1	54.2	68	214	24	23	6	0	22	45	1	0	.318
2013	Erie	2-2	1.63	16	0	0	0	1	27.2	16	94	8	5	1	0	12	26	1	0	.170
	Toledo	6-1	1.69	14	9	1	1	0	64.0	46	232	12	12	7	2	19	53	0	0	.198
2014	Toledo	3-2	2.68	20	6	0	0	0	47.0	35	168	14	14	2	1	13	53	1	0	.208
	DETROIT	2-1	2.54	38	0	0	0	0	39.0	34	143	12	11	1	1	20	31	1	0	.238
2015	DETROIT	5-3	3.08	70	0	0	0	0	61.1	61	235	23	21	2	1	22	55	5	0	.260
2016	Lakeland#	0-0	6.00	2	2	0	0	0	3.0	2	12	2	2	0	1	1	6	1	0	.167
	Toledo	1-0	1.72	32	0	0	0	1	31.1	20	107	6	6	1	1	5	19	1	0	.187
	DETROIT	1-0	3.51	21	0	0	0	0	25.2	25	99	11	10	2	0	12	20	1	0	.253
2017	Toledo	7-3	3.10	34	2	0	0	3	40.2	32	145	14	14	1	0	5	45	3	0	.221
	DETROIT	1-0	5.94	35	0	0	0	0	33.1	46	139	24	22	7	0	13	28	1	0	.331
MINOR LEAGUE TOTALS		36-23	2.76	297	30	1	1	37	577.2	483	2119	200	177	47	19	175	516	25	0	.228
MAJOR LEAGUE TOTALS		9-4	3.62	164	0	0	0	0	159.1	166	616	70	64	12	2	67	134	8	0	.269

TRANSACTIONS

- Selected by Kansas City in the 22nd round of the June 2008 draft
- Signed by the Tigers as a Minor League free agent on April 2, 2013
- On temporary inactive list, April 4-29, 2013
- On disabled list, March 25-April 18, 2016 (left shoulder impingement)



MAJOR LEAGUE HITTING RECORD

	AVG	AB	R	H	2B	3B	HR	RBI	SH	SF	HBP	BB	SO
2017	.000	0	0	0	0	0	0	0	0	0	0	0	0
Career	.000	1	0	0	0	0	0	0	0	0	0	0	0

CAREER FIELDING

	G	TC	PO	A	E	DP	PCT
Pitcher	164	33	10	23	0	1	1.000

CAREER HIGHS

Longest Winning Streak: 4 - June 30, 2014-May 20, 2015
Longest Losing Streak: 1 (four times) - last, September 10, 2015
Strikeouts: 5 - August 9, 2016 at Seattle
Walks: 3 (twice) - last, July 14, 2017 vs. Toronto
Innings (reliever): 3.1 - September 15, 2016 vs. Minnesota

2018 TIGERS



55

JOHN HICKS

HT: 6-2 WT: 230 BT: R TH: R BORN: 8/31/1989 IN RICHMOND, VA

CATCHER

Opening Day Age: 28 **Residence:** Goochland, VA

Major League Service: 1.001 **Signed Through:** 2018

How Obtained: Claimed off waivers by the Tigers from Minnesota on April 23, 2016

SEASON HIGHLIGHTS

- Combined to play in 112 games in **2017** between Detroit and Triple A Toledo.
- Hit his first Major League home run and drove in a career-high five runs on April 23 at Minnesota.
- Played in 17 games between Toledo and Detroit during the month of April, hitting .424 (25x59) with four doubles, a triple, two home runs and 19 RBI.
- Had a career-long, nine-game hitting streak from April 22-May 27...hit .371 (13x35) with seven runs scored, three doubles, two home runs and nine RBI during the streak.
- Finished the month of August with a .340 (18x53) batting average, 10 runs scored, six doubles, one home run and six RBI in 21 games.
- Notched his first career multi-home run game on September 5 vs. Kansas City.

Began the **2016** season in the Minnesota Twins organization before being claimed off waivers by the Tigers on April 23.

- Selected as an Organizational All-Star by MiLB.com.
- Hit safely in 11 straight games with Double A Erie from April 24-May 13 -- batted .450 (18x40) with six runs scored, one double, one triple, one home run and three RBI during the streak.
- Finished the month of June with a .329 (23x70) batting average, 14 runs scored, 10 doubles, four home runs and 21 RBI in 22 games with Triple A Toledo.
- Had a 12-game hitting streak from July 17-August 1...hit .326 (15x46) with five runs scored, five doubles and seven RBI over the streak.
- Posted a .328 (22x67) batting average with eight runs scored, four doubles and four RBI in 19 games during August.
- Recorded his first hit with the Tigers with a double in the eighth inning on September 10 vs. Baltimore.

Saw his first action at the Major League level in **2015**, appearing in 17 games with Seattle.

- Named an Organizational All-Star by MiLB.com.
- Finished the month of July with a .345 (19x55) batting average, 10 runs scored, two doubles, one home run and seven RBI.
- Made his Major League debut on August 29 at Chicago (AL), entering as a defensive replacement at third base.
- Picked up the first hit of his Major League career on August 30 at Chicago (AL), singling off Jose Quintana.
- Recorded his first career Major League RBI on September 12 vs. Colorado on a sacrifice bunt.

Split the **2014** season between Double A Jackson and Triple A Tacoma, combining to play in 81 games.

- Hit safely in 11 straight games with Jackson from May 6-23 -- batted .419 (18x43) with 12 runs scored, four doubles, one triple, two home runs and 10 RBI during the streak.



2018 TIGERS

- Played in 16 games during June and hit .321 (18x56) with eight runs scored, four doubles and five RBI.
- Hit safely in 18 of his first 21 games with Tacoma from July 10-August 20, hitting .325 (25x77) with 10 runs scored, two doubles, one triple, two home runs and 19 RBI.
- Played for the Surprise Saguaros in the Arizona Fall League and hit .304 (14x46) with four doubles, two home runs and 11 RBI in 13 games.
- Ranked as the 13th-best prospect in the Seattle organization by *Baseball America* following the season.

Played in 80 games with Double A Jackson in **2013**.

- Led Southern League qualifying catchers with a 49.3 caught stealing percentage.
- Hit safely in 16-of-17 games from April 14-May 10 -- hit .357 (25x70) with 13 runs scored, five doubles, one triple, two home runs and nine RBI over the 17-game stretch.
- Sidelined from May 20-June 1 with a strained right groin.
- Ranked as the 23rd-best prospect in the Seattle organization by *Baseball America* following the season.

Spent the entire **2012** season with Single A High Desert, playing in 121 games and hitting .312 (158x506) with 87 runs scored, 32 doubles, two triples, 15 home runs and 79 RBI.

- Named a California League Midseason and Postseason All-Star...selected to the Topps Class A All-Star Team.
- Led California League and all full season qualifying catchers with a 53.8 caught stealing percentage -- the caught stealing percentage was the highest amongst full season qualifying catchers since Jose Felix threw out 62.9 percent of basestealers for the Bakersfield Blaze in the California League in 2010...also led California League catchers in games caught (98), total chances (863), putouts (763), assists (92) and double plays (11).
- Compiled a 13-game hitting streak from April 23-May 7 -- hit .458 (22x48) with 10 runs scored, five doubles, one home run and 12 RBI during the streak.
- Recorded six straight multi-hit games from June 15-25 -- batted .448 (13x29) with five runs scored, five doubles and five RBI during the stretch.
- Ranked as the 21st-best prospect in the Seattle organization by *Baseball America* following the season.

Completed his first professional season in **2011**, playing in 38 games with Single A Clinton.

- Recorded the first home run of his professional career on August 5 at Wisconsin -- also homered on August 25 at Cedar Rapids.
- Finished the month of August with a .358 (29x81) batting average, 16 runs scored, seven doubles, two triples, two home runs and 20 RBI in 21 games.
- Ranked as the 22nd-best prospect in the Seattle organization by *Baseball America* following the season.

PERSONAL/MISCELLANEOUS

- Resides in Goochland, VA during the offseason with his wife, Leslie.
- Visited patients at the John D. Dingell Detroit VA Medical Center and participated in the Tigers Winter Caravan and TigerFest.
- Earned First Team All-ACC honors as a junior in **2011** at the University of Virginia.

JOHN AUSTIN HICKS' CAREER RECORD

Year	Club	AVG	G	AB	R	H	TB	2B	3B	HR	RBI	SH	SF	HB	BB	SO	SB	CS	OBP	SLG	E
2011	Clinton	.309	38	139	21	43	62	9	2	2	26	0	3	1	5	17	2	3	.331	.446	1
2012	High Desert	.312	121	506	87	158	239	32	2	15	79	0	1	3	28	73	22	8	.351	.472	8
2013	Jackson	.236	80	296	40	70	98	14	1	4	29	1	2	6	22	62	13	4	.301	.331	4
2014	Jackson	.296	53	189	29	56	79	10	2	3	27	1	1	0	20	42	6	3	.362	.418	1
	Tacoma	.277	28	101	13	28	38	2	1	2	20	0	2	2	7	24	1	0	.330	.376	1
2015	Tacoma	.245	83	298	39	73	108	15	1	6	35	1	4	0	17	71	9	2	.282	.362	12
	Seattle	.063	17	32	1	2	3	1	0	0	1	1	0	0	1	18	1	1	.091	.094	1
2016	Erie	.388	14	49	7	19	25	1	1	1	4	0	1	2	4	9	1	0	.426	.510	1
	Rochester	.242	9	33	1	8	13	2	0	1	1	0	0	0	1	5	0	0	.265	.394	1
	Toledo	.303	70	241	38	73	117	20	0	8	42	3	0	3	17	59	3	1	.356	.485	4
	DETROIT	.500	1	2	1	1	2	1	0	0	0	0	0	0	0	0	0	0	.500	1.000	0
2017	Toledo	.269	52	208	21	56	89	10	1	7	35	1	4	1	4	54	5	3	.281	.428	2
	DETROIT	.265	60	173	25	46	76	12	0	6	22	0	1	3	13	51	2	1	.326	.439	5
MINOR LEAGUE TOTALS		.283	548	2060	296	584	868	115	11	49	298	7	18	16	125	416	62	24	.327	.421	35
DETROIT TOTALS		.269	61	175	26	47	78	13	0	6	22	0	1	3	13	51	2	1	.328	.446	5
MAJOR LEAGUE TOTALS		.237	78	207	27	49	81	14	0	6	23	1	1	3	14	69	3	2	.293	.391	6

TRANSACTIONS

- Selected by Los Angeles (AL) in the 31st round of the June 2008 draft, but did not sign
- Selected by Seattle in the fourth round of the June 2011 draft
- On disabled list, May 20-June 1, 2013 (strained right groin)
- Claimed off waivers by Minnesota from Seattle on December 2, 2015
- Claimed off waivers by the Tigers from Minnesota on April 23, 2016



CAREER FIELDING

	G	TC	PO	A	E	DP	PCT
Catcher	32	214	191	19	4	2	.981
First Base	27	182	167	13	2	20	.989
Third Base	1	1	1	0	0	0	1.000

IN-DEPTH CATCHING STATISTICS

Year	G	SB	CS	CS%	CERA	PB	CPKO
2015	14	5	5	50.0	3.96	0	0
2017	18	4	2	66.7	5.77	1	0
Totals	32	9	7	56.3	4.99	1	0


CAREER HIGHS

Hits: 3 (four times) - last, September 5, 2017 vs. Kansas City
Home Runs: 2 - September 5, 2017 vs. Kansas City
RBI: 5 - April 23, 2017 at Minnesota
Stolen Bases: 1 (three times) - last, September 28, 2017 at Kansas City
Hitting Streak: 10 - September 10, 2016-May 27, 2017

TWO HOME RUN GAMES (1)

September 5, 2017 vs. Kansas City

2018 TIGERS



**NON-ROSTER
INVITEE**

78 CHAD HUFFMAN

HT: 6-1 WT: 220 BT: R TH: R BORN: 4/29/1985 IN HOUSTON, TX

OUTFIELDER

Opening Day Age: 32

Major League Service: 0.041

How Obtained: Signed by the Tigers as a Minor League free agent on November 20, 2017

Residence: Houston, TX

Signed Through: 2018

SEASON HIGHLIGHTS

Split the **2017** season between the St. Louis Cardinals and Washington Nationals organizations.

- Hit .317 (20x63) with 10 runs scored, four doubles, one triple, two home runs and 11 RBI in 23 games with Triple A Memphis in May.
- Recorded the first triple of his Major League career with St. Louis on June 13 vs. Milwaukee.

Spent the entire **2016** season with Triple A Toledo, appearing in 122 games.

- Selected to the International League Midseason All-Star Team.
- Ranked second in the International League with a .505 slugging percentage, while he was tied for second with 78 runs scored, 78 extra-base hits, third with a .387 on-base percentage, tied for third with 33 doubles and fifth with 70 RBI.
- Finished the month of May with a .354 (34x96) batting average, 21 runs scored, eight doubles, two triples, six home runs and 23 RBI.
- Sideline from June 18-30 with a right groin strain.
- Belted a pair of homers and drove in six runs as part of a four-hit performance on September 1 at Columbus.

Played his second season with Chibe Lotte in Japan in **2015**, appearing in six games and batting .091 (1x11).

Completed his first season with Chibe Lotte of Japan's Nippon Professional Baseball League in **2014**...played in 67 games and hit .270 (50x185) with four home runs and 28 RBI.

Saw time in 108 games with Triple A Memphis in **2013**.

- Batted .304 (31x102) with runners in scoring position, while he had a .538 (7x13) average with 13 RBI in bases loaded situations.
- Posted a .354 (17x48) batting average with 12 runs scored, four doubles, three home runs and 11 RBI in 20 games during April.
- Hit a pair of home runs, including his 100th career Minor League home run, on August 25 at Iowa.

Limited to 67 games with Triple A Columbus in **2012**.

- Collected a season-high four hits on July 27 vs. Toledo.



2018 TIGERS

- Appeared in 15 games during July, hitting .373 (19x51) with eight runs scored, nine doubles, one home run and nine RBI.
- Sidelined from August 1-September 11 with a left groin strain.

Completed his first season in the Cleveland Indians organization in **2011**, playing in 124 games with Triple A Columbus.

- Ranked fourth in the International League with 67 walks, while he was 10th with 30 doubles.
- Belted three home runs and drove in 10 runs on April 21 vs. Louisville...set the Huntington Park and Columbus Clippers franchise single-game record in RBI.
- Earned International League Player of the Week honors for the week ending April 25 after hitting .500 (8x16) with seven runs scored, five home runs and 12 RBI in four games.
- Hit safely in 11 straight games from June 6-17, batting .400 (16x40) with 11 runs scored, five doubles, three home runs and eight RBI during the streak.
- Named International League Player of the Week for the week ending August 15...hit .478 (11x23) with one run scored, five doubles, one triple and five RBI in seven games.
- Helped Columbus to the International League Championship over Lehigh Valley, batting .370 (10x27) with two home runs and five RBI over seven postseason games.
- Played in 17 games with Phoenix in the Arizona Fall League and hit .214 (15x70) with six runs scored, six doubles, one home run and 11 RBI.

Spent the majority of the **2010** season with Triple A Scranton/Wilkes-Barre, but also saw his first Major League action, appearing in nine games with the New York Yankees.

- Hit .330 (32x97) with 15 runs scored, four doubles, two home runs and 13 RBI in 29 games during May.
- Made his Major League debut on June 13 vs. Houston and singled off Brian Moehler in his first at-bat.
- Recorded his first career multi-hit game and had a two-RBI single in the ninth inning on June 27 at Los Angeles (NL) in an 8-6 Yankees comeback win.
- Started four games in the International League playoffs, hitting .286 (4x14) with a home run and three RBI.

Played in a career-high 135 games with Triple A Portland in **2009**.

- Selected to the Pacific Coast League Midseason All-Star Team.
- Won the Triple A All-Star Game Home Run Derby in his home park at Portland, hitting 15 home runs.
- Named Pacific Coast League Player of the Week for the week ending August 9...batted .478 (11x23) with six runs scored, two doubles, three home runs and nine RBI in seven games.
- Finished the month of August with a .330 (34x103) batting average, 17 runs scored, seven doubles, five home runs and 17 RBI in 29 games.
- Ranked as the 21st-best prospect in the Padres organization by *Baseball America* following the season.

Saw time in 119 games with Double A San Antonio in **2008**.

- Named to the Texas League Midseason All-Star Team.
- Ranked fifth in the Texas League with 67 walks...was fourth among Texas League outfielders with 11 outfield assists.
- Named Padres Minor League Player of the Month for May after hitting .357 (35x98) with 18 runs scored, seven doubles, four home runs and 19 RBI in 28 games.
- Sidelined from August 28-September 30 with a right shoulder strain.
- Played in 24 games for Peoria in the Arizona Fall League, batting .208 (20x96) with 16 runs scored, eight doubles, three home runs and 20 RBI...selected to play in the AFL's Rising Stars Game.
- Rated as the 23rd-best prospect in the Padres system by *Baseball America* following the season.

Split the **2007** season between Single A Lake Elsinore and Double A San Antonio.

- Selected to the California League Midseason All-Star Team.
- Led all Padres Minor Leaguers with 104 RBI and ranked third with 22 home runs.
- Recorded his first career multi-homer game on May 18 at Lancaster, going 5x5 in a 30-0 rout.
- Hit his first career grand slam on May 27 vs. Lancaster...also hit a grand slam on August 19 at Arkansas while with Double A San Antonio.
- Named the Padres Minor League Player of the Month for May after hitting .356 (36x101) with 27 runs scored, seven doubles, eight home runs and 28 RBI in 28 games.
- Played in five postseason games for Double A San Antonio during the Texas League postseason.
- Ranked as the 22nd-best prospect in the Padres organization by *Baseball America* following the season.

Made his professional debut in **2006**, appearing in 59 games between Single A Eugene and Single A Fort Wayne.

- Named a Northwest League Postseason All-Star and a *Baseball America* Short Season All-Star.
- Led the Northwest League with a .439 on-base percentage and 1.014 OPS, while he was second with a .343 (68x198) batting average and .576 slugging percentage, fifth with 27 extra-base hits and eighth with nine home runs and 40 RBI...also ranked second among Northwest League outfielders with 10 assists.
- Hit a home run in his first professional game on June 24 vs. Spokane.
- Posted a 13-game hitting streak from August 8-21, batting .511 (24x47) with eight runs scored, four



doubles, two home runs and 10 RBI...capped the streak by being named Northwest League Batter of the Week for the week ending August 20.

- Ranked as the seventh-best prospect in the Padres system and the 14th-best prospect in the Northwest League by *Baseball America* following the season.

PERSONAL/MISCELLANEOUS

- Resides in Houston, TX during the offseason.
- Played his college baseball at Texas Christian University, where he was named the Conference USA Freshman of the Year in **2004** after breaking the TCU school record with 97 hits...also played football at TCU as a quarterback and saw his first game action as a junior in **2005** with a touchdown run vs. Air Force...was inducted into the TCU Hall of Fame in September, **2016**.

CHAD DANIEL HUFFMAN'S CAREER RECORD

Year	Club	AVG	G	AB	R	H	TB	2B	3B	HR	RBI	SH	SF	HB	BB	SO	SB	CS	OBP	SLG	E
2006	Eugene	.343	54	198	41	68	114	17	1	9	40	0	7	14	25	34	2	3	.439	.576	2
	Fort Wayne	.214	5	14	2	3	5	0	1	0	0	0	0	0	2	2	0	1	.313	.357	0
2007	Lake Elsinore	.307	84	316	63	97	165	19	2	15	76	0	3	10	42	56	0	1	.402	.522	3
	San Antonio	.269	49	167	28	45	72	4	1	7	28	1	3	4	22	44	0	0	.362	.431	1
2008	San Antonio	.284	119	437	68	124	183	30	1	9	58	0	6	7	67	83	1	1	.383	.419	2
2009	Portland	.269	135	469	65	126	220	30	2	20	68	0	2	12	57	115	8	5	.361	.469	4
2010	Scranton/Wilkes-Barre	.274	104	368	48	101	151	20	0	10	45	1	1	5	40	81	0	2	.353	.410	3
	New York (AL)	.167	9	18	1	3	3	0	0	0	2	0	0	1	2	5	0	0	.286	.167	0
2011	Columbus	.246	124	431	66	106	179	30	2	13	58	2	6	6	67	107	5	1	.351	.415	5
2012	Columbus	.282	67	234	34	66	106	22	0	6	33	1	1	2	23	58	1	0	.350	.453	1
2013	Memphis	.282	108	309	49	87	146	18	1	13	55	1	4	4	47	70	2	0	.379	.472	1
2014	Chiba Lotte*	.270	67	185	23	50	82	20	0	4	28	1	0	4	20	51	0	1	.354	.443	---
2015	Chiba Lotte*	.091	6	11	0	1	1	0	0	0	0	0	0	0	2	4	0	0	.231	.091	---
2016	Toledo	.286	122	430	78	123	217	33	5	17	70	0	6	14	61	93	11	5	.387	.505	7
2017	Memphis	.247	59	174	27	43	76	13	1	6	25	0	1	8	32	39	1	0	.386	.437	0
	Syracuse	.203	28	74	6	15	23	5	0	1	5	1	1	3	7	20	0	0	.294	.311	0
	St. Louis	.286	12	14	3	4	6	0	1	0	0	0	0	0	1	6	0	0	.333	.429	0
MINOR LEAGUE TOTALS		.277	1058	3621	575	1004	1657	241	17	126	561	7	41	89	492	802	31	19	.374	.458	29
AL TOTALS		.167	9	18	1	3	3	0	0	0	2	0	0	1	2	5	0	0	.286	.167	0
NL TOTALS		.286	12	14	3	4	6	0	1	0	0	0	0	0	1	6	0	0	.333	.429	0
MAJOR LEAGUE TOTALS		.219	21	32	4	7	9	0	1	0	2	0	0	1	3	11	0	0	.306	.281	0

*Not Included in Totals

TRANSACTIONS

- Selected by San Diego in the second round of the June 2006 draft
- On disabled list, August 28-September 30, 2008 (right shoulder strain)
- Claimed off waivers by New York (AL) from San Diego on April 7, 2010
- Claimed off waivers by Cleveland from New York (AL) on September 17, 2010
- On disabled list, August 1-September 11, 2012 (left groin strain)
- Signed by St. Louis as a Minor League free agent on January 31, 2013
- On disabled list, May 23-June 9, 2013 (right ribcage contusion)
- Signed by the Tigers as a Minor League free agent on December 23, 2015
- On disabled list, June 18-30, 2016 (right groin strain)
- Signed by St. Louis as a Minor League free agent on November 16, 2016
- Signed by Washington as a Minor League free agent on July 27, 2017
- Signed by the Tigers as a Minor League free agent on November 20, 2017

CAREER FIELDING

	G	TC	PO	A	E	DP	PCT
First Base	1	0	0	0	0	0	---
Outfield	8	16	16	0	0	0	1.000

CAREER HIGHS

- Hits:** 2 - June 27, 2010 at Los Angeles (NL)
- Home Runs:** No Major League home runs
- RBI:** 2 - June 27, 2010 at Los Angeles (NL)
- Stolen Bases:** No Major League stolen bases
- Hitting Streak:** 2 (twice) - last, June 17-20, 2017

QUALIFICATIONS FOR LEAGUE BATTING AND PITCHING TITLES

A batting champion is determined each season in each league by the highest batting average (number of hits divided by the number of at-bats) based on a minimum of 502 plate appearances, which may include walks, sacrifice flies and hit by pitch.

The pitching champion is determined in each league by the lowest earned run average (number of earned runs multiplied by nine, then divided by innings pitched) with a minimum of 162.0 innings pitched.




1

JOSÉ
IGLESIAS

HT: 5-11 WT: 194 BT: R TH: R BORN: 1/5/1990 IN HAVANA, CU

SHORTSTOP

Opening Day Age: 28
Major League Service: 5.036
How Obtained: Acquired by the Tigers from Boston in exchange for Brayan Villarreal and Avisail García on July 30, 2013

Residence: Miami, FL
Signed Through: 2018

CAREER HIGHLIGHTS

- Selected to the American League All-Star Team in 2015.
- Named the American League Rookie of the Month in June, 2013.

SEASON HIGHLIGHTS

- Established career highs in doubles (33), home runs (6) and RBI (54) with the Tigers in **2017**.
- Led the team with 13 three-hit games and ranked second on the team (min. 100 at-bats) with a .327 (36x110) batting average with runners in scoring position.
 - Sidelined from April 21-27 with a concussion.
 - Established a career high with four runs scored on June 2 vs. Chicago (AL).
 - Hit .301 (25x83) with 14 runs scored, six doubles, one home run and 14 RBI in 23 games during the month of July.
 - Drove in a career-best four runs on August 24 vs. New York (AL).

Played in a career-high 137 games with the Tigers in **2016**.

- Led the American League with 10.26 plate appearances per strikeouts, while he was tied for fourth with seven sacrifice hits.
- Was one of three finalists for the American League Gold Glove as a shortstop, finishing in second.
- Had his career-long errorless streak snapped at 64 games on May 25 vs. Philadelphia.
- Hit safely in 14 straight games from June 1-16 – hit .388 (19x49) with 12 runs scored, four doubles, one home run and five RBI during the streak.
- Named Tigers Player of the Month for June after hitting .333 (31x93) with 17 runs scored, eight doubles, two home runs and 10 RBI – ranked tied for fifth in the American League with eight doubles during the month.
- Sidelined from August 11-27 with a left hamstring strain.

Completed his first full season with the Tigers in **2015**, setting a career high with 11 stolen bases.

- Selected to the American League All-Star Team for the first time in his career.
- Stole a pair of bases on Opening Day, becoming just the second Tigers player since 1914 to steal multiple bases on Opening Day, joining Travis Fryman, who stole two bases vs. Oakland on April 5, 1993.
- Recorded the first four-hit game of his Major League career on April 8 vs. Minnesota, finishing the game 4x4 with three runs scored, a double and a walk -- became the first Tigers shortstop to record four hits and score three runs in a game since Ramon Santiago on June 17, 2010 vs. Washington...also had four hits on July 19 vs. Baltimore and August 18 at Chicago (NL).
- Notched the first walk-off hit of his big league career with a RBI single in the ninth inning on April 17 vs. Chicago (AL).
- Finished the month of April with a .377 (26x69) batting average, seven runs scored, four doubles, two triples, one home run and three RBI.
- Left the game on September 3 at Kansas City with a right middle finger contusion...missed the rest of the season after a follow-up CT scan on September 9 revealed a non-displaced small chip fracture of the right middle finger at the PIP joint.
- Recorded a .327 (49x150) batting average in the seventh inning-or-later, while he had a .310 (22x71) batting average in close and late situations.

Sidelined for the entire **2014** season with bilateral tibial stress fractures.

Opened the **2013** season with the Boston Red Sox before being acquired by the Tigers on July 30 in exchange for Avisail García and Brayan Villarreal.

- Led the American League with 35 infield hits, while he was tied for second with 10 bunt hits.
- Ranked second among all American League rookies with 106 hits, and 31 multi-hit games, while he was sixth with 39 runs scored.



- Selected as the Tigers Rookie of the Year by Detroit Sports Media.
- Established a career-high, 27-game on-base streak from May 24-June 25.
- Compiled a career-high, 18-game hitting streak from May 27-June 18, batting .462 (18x39) during that stretch.
- Named the American League Rookie of the Month for June after batting .395 (34x86) with four doubles, two triples, one home run and 17 runs scored in 25 games during the month.
- Batted .367 (66x180) in 52 games prior to the All-Star break...batted .235 (40x170) in 57 games after the break.
- Finished second in voting conducted by the Baseball Writers' Association of America for the American League Rookie of the Year Award.

Appeared in 25 games for the Red Sox in **2012** as he spent the majority of the season with Triple A Pawtucket.

- Named to the International League Postseason All-Star Team after batting .266 (94x353) in 88 games for the PawSox.
- Named the top defensive shortstop in the International League by *Baseball America* for the second straight season...also ranked as the top defensive player in the Red Sox organization.
- Batted .341 (28x82) in May with Pawtucket before being sidelined from May 29-June 26 with a sacrum strain.

Saw his first Major League action in 10 games with the Red Sox in **2011** as he completed his first full year of professional baseball in the United States.

- Led all qualifying shortstops in the International League with a .973 fielding percentage.
- Recalled by the Red Sox from Pawtucket on May 8 -- made his Major League debut that same day vs. Minnesota as a defensive replacement at shortstop in the ninth inning.
- Sidelined July 4-21 with a concussion.
- Collected his first Major League hit on September 15 vs. Tampa Bay.
- Named as the top defensive shortstop in the Red Sox organization by *Baseball America* following the season for the third straight year -- also tabbed as the best defensive shortstop in the International League.

Limited to 57 games with Double A Portland in **2010** after suffering a broken right hand on May 29.

- Sidelined June 4-August 17 with a broken right hand.
- Named the best defensive shortstop in Double A by *Baseball America*.
- Played for the Peoria Javelinas of the Arizona Fall League, batting .269 (18x67) with one double, eight RBI, seven runs scored and four stolen bases in 17 games.

Began his professional career in **2009** playing for the Mesa Solar Sox in the Arizona Fall League.

- Batted .275 (19x69) with nine runs scored, four doubles, two home runs, 12 RBI, and three stolen bases in 18 games with Mesa...selected to play in the league's Rising Stars Game.

PERSONAL/MISCELLANEOUS

- A native of Havana, Cuba, he resides in Miami, FL during the offseason with his sons, Jose Antonio and Alvaro Jose.
- Participates in Autographs for a Cause (donates money to Miami Children's Hospital Foundation), the Autographed Memorabilia Donation and Dreams Come True programs, participated in the pregame ceremony prior to the annual ¡Fiesta Tigres! Game.

JOSÉ ANTONIO IGLESÍAS' CAREER RECORD

Year	Club	AVG	G	AB	R	H	TB	2B	3B	HR	RBI	SH	SF	HB	BB	SO	SB	CS	OBP	SLG	E	
2010	Lowell#	.350	13	40	8	14	20	2	2	0	7	0	0	1	7	8	2	1	458	.500	0	
	Portland	.285	57	221	29	63	79	10	3	0	13	1	3	3	8	49	5	2	315	.357	7	
2011	Pawtucket	.235	101	357	35	84	96	9	0	1	31	5	0	4	21	58	12	4	285	.269	12	
	Boston	.333	10	6	3	2	2	0	0	0	0	0	0	0	2	0	0	0	.333	.333	0	
2012	Lowell#	.375	2	8	1	3	4	1	0	0	0	0	0	0	1	1	1	0	444	.500	0	
	Pawtucket	.266	88	353	46	94	108	9	1	1	23	9	5	2	27	46	12	3	318	.306	13	
	Boston	.118	25	68	5	8	13	2	0	1	2	2	0	3	4	16	1	0	.200	.191	2	
2013	Pawtucket	.202	33	119	17	24	38	2	0	4	15	3	1	1	9	18	5	3	262	.319	5	
	Boston	.330	63	215	27	71	88	10	2	1	19	0	2	6	11	30	3	1	376	.409	4	
	DETROIT	.259	46	135	12	35	47	6	0	2	10	4	0	5	4	30	2	1	.306	.348	2	
2014	Did not play - injured																					
2015	DETROIT	.300	120	416	44	125	154	17	3	2	23	4	3	6	25	44	11	8	.347	.370	11	
2016	Toledo#	.375	4	16	2	6	10	1	0	1	1	0	0	0	0	0	0	0	375	.625	0	
	DETROIT	.255	137	467	57	119	157	26	0	4	32	7	3	8	28	50	7	4	.306	.336	5	
2017	DETROIT	.255	130	463	56	118	171	33	1	6	54	3	1	1	21	65	7	4	.288	.369	7	
MINOR LEAGUE TOTALS		.259	298	1114	138	288	355	34	6	7	90	18	9	11	73	180	37	13	308	.319	37	
DETROIT TOTALS		.268	433	1481	169	397	529	82	4	14	119	18	7	20	78	189	27	17	312	.357	25	
MAJOR LEAGUE TOTALS		.270	531	1770	204	478	632	94	6	16	140	20	9	29	93	237	31	18	316	.357	31	



2018 TIGERS

TRANSACTIONS

- Signed by Boston as a non-drafted free agent on September 8, 2009
- On disabled list, June 4-August 17, 2010 (broken right hand)
- On disabled list, July 4-July 21, 2011 (concussion)
- On disabled list, May 29-June 26, 2012 (sacrum strain)
- Acquired by the Tigers from Boston in exchange for Brayan Villarreal and Avisail García on July 30, 2013
- On disabled list, March 29-October 31, 2014 (bilateral tibial stress fractures)
- On disabled list, August 11-27, 2016 (left hamstring strain)
- On disabled list, April 20-27, 2017 (concussion)
- On bereavement list, August 6-9, 2017
- On paternity list, September 6-9, 2017

ALL-STAR GAME RECORD

Year	League/Site	POS.	AVG	AB	R	H	TB	2B	3B	HR	RBI	SH	SF	HB	BB	SO	SB	CS	OBP	SLG	E
2015	AL/Cincinnati	PH/SS	.000	2	0	0	0	0	0	0	0	0	0	0	0	1	0	0	.000	.000	0
ALL-STAR GAME TOTALS																					
.000 2 0 0 0 0 0 0 0 0 0 0 0 0 0 1 0 0 .000 .000 0																					

DIVISION SERIES RECORD

Year	Club/Opp.	AVG	G	AB	R	H	TB	2B	3B	HR	RBI	SH	SF	HB	BB	SO	SB	CS	OBP	SLG	E
2013	DET vs. OAK	.083	5	12	0	1	1	0	0	0	0	1	0	0	1	2	0	1	.154	.083	0
DIVISION SERIES TOTALS																					
.083 5 12 0 1 1 0 0 0 0 0 1 0 0 0 1 2 0 1 .154 .083 0																					

LEAGUE CHAMPIONSHIP SERIES RECORD

Year	Club/Opp.	AVG	G	AB	R	H	TB	2B	3B	HR	RBI	SH	SF	HB	BB	SO	SB	CS	OBP	SLG	E
2013	DET vs. BOS	.357	6	14	2	5	5	0	0	0	1	2	0	0	0	3	0	0	.400	.357	2
LCS TOTALS																					
.357 6 14 2 5 5 0 0 0 0 1 2 0 0 0 3 0 0 .400 .357 2																					

CAREER FIELDING

	G	TC	PO	A	E	DP	PCT
Second Base	3	4	2	2	0	0	1.000
Third Base	37	88	20	65	3	6	.966
Shortstop	488	1974	663	1283	28	319	.986

CAREER HIGHS

- Hits:** 4 (three times) - last, August 18, 2015 at Chicago (NL)
- Home Runs:** 1 (16 times) - last, September 5, 2017 vs. Kansas City
- RBI:** 4 - August 24, 2017 vs. New York (AL)
- Stolen Bases:** 2 - April 6, 2015 vs. Minnesota
- Hitting Streak:** 18 - May 27-June 18, 2013



66

EDUARDO JIMENEZ

HT: 6-2 WT: 221 BT: R TH: R BORN: 4/4/1995 IN CUMANA, VZ

RIGHTHANDED PITCHER

Opening Day Age: 23 **Residence:** Araya, VZ

Major League Service: 0.000 **Signed Through:** 2018

How Obtained: Signed by the Tigers as a non-drafted free agent on July 6, 2011

SEASON HIGHLIGHTS

- Combined to pitch in 34 games between Single A West Michigan and Single A Lakeland in 2017.
 - Made seven appearances with Single A West Michigan in April, posting a 0-1 record with one save, a 0.73 ERA (12.1IP/1ER) and 17 strikeouts.
 - Placed on the suspended list from May 29-June 29.
 - Did not allow a run over his final eight appearances with the Whitecaps from June 30-July 19, a stretch of 10.1 innings.
 - Posted a 0-1 record with five saves, a 2.70 ERA (10.0IP/3ER) and 11 strikeouts in nine outings with Single A Lakeland in August.
- Spent the entire 2016 season with Single A Connecticut, appearing in 14 games.
 - Ranked tied for 10th in the New York-Penn League with five saves.
 - Started the season by not allowing a run in eight straight outings from June 18-July 10, a stretch that lasted 8.0 innings.



Limited to four appearances with the GCL Tigers in **2015** after missing most of the season while recovering from right elbow surgery.

- Did not allow a run in all four of his appearances during the season.

Missed the entire **2014** season after suffering a right elbow ulnar collateral ligament injury.

Made a career high 13 starts in **2013** with the Venezuelan Summer League Tigers.

- Ranked tied for fourth in the VSL with 55 strikeouts, while he was eighth with a 3.21 ERA (61.2IP/22ER).
- Struck out a season-high seven batters on July 17 vs. the VSL Mariners -- also had seven strikeouts on August 4 vs. the VSL Cubs.
- Went 3-1 with a 2.20 ERA (28.2IP/7ER) and 34 strikeouts over his final six starts of the season from July 2-August 4.

Completed his first season in professional baseball in **2012**, making 13 appearances, including seven starts, with the VSL Tigers.

- Made his professional debut on May 15 vs. the VSL Phillies, tossing 5.0 shutout innings with a season-high seven strikeouts.
- Threw 3.0 scoreless innings with five strikeouts on June 29 at the VSL Rays to earn his first professional save.
- Went 0-1 with a 2.38 ERA (11.1IP/3ER) and eight strikeouts in five appearances during July.

PERSONAL/MISCELLANEOUS

- Resides in Araya, VZ during the offseason.
- Participated in the Tigers Winter Caravan and TigerFest.
- Recommended/signed by Alejandro Rodriguez and Pedro Chavez for the Tigers.

EDUARDO RAFAEL JIMENEZ'S CAREER RECORD

Year	Club	W-L	ERA	G	GS	CG	SHO	SV	IP	H	AB	R	ER	HR	HB	BB	SO	WP	BK	AVG
2012	VSL Tigers	0-5	3.61	13	7	0	0	1	42.1	46	161	20	17	1	7	16	30	4	1	.286
2013	VSL Tigers	4-2	3.21	14	13	0	0	0	61.2	52	226	26	22	1	4	25	55	11	3	.230
2014	Did not play																			
2015	GCL Tigers	1-0	0.00	4	0	0	0	0	5.1	4	19	0	0	0	0	1	5	1	0	.211
2016	Connecticut	0-0	2.70	14	0	0	0	5	13.1	12	54	4	4	0	1	5	18	4	0	.222
2017	West Michigan	1-1	1.05	21	0	0	0	6	34.1	21	117	6	4	0	2	10	44	1	0	.179
	Lakeland	0-1	4.41	13	0	0	0	6	16.1	21	65	11	8	2	0	5	16	0	0	.323
MINOR LEAGUE TOTALS		6-9	2.86	79	20	0	0	18	173.1	156	642	67	55	4	14	62	168	21	4	.243

TRANSACTIONS

- Signed by the Tigers as a non-drafted free agent on July 6, 2011
- On disabled list, June 20-September 5, 2014 (right elbow ulnar collateral ligament injury)
- On disabled list, June 22-August 21, 2015 (right elbow surgery)
- On suspended list, May 29-June 29, 2017

TIGERS QUADRUPLE-DOUBLES

Austin Jackson became the 14th player in Tigers history to reach double-digits in doubles, triples, home runs and stolen bases in the same season, doing so in both 2011 and 2012. The feat has been accomplished 19 times in club history, including multiple times by five players. The following is a list of all the players in franchise history to accomplish the feat:

Player	Year	2B	3B	HR	SB
Bobby Veach	1920	39	15	11	11
Ty Cobb	1921	37	16	12	22
Bobby Veach	1921	43	13	16	14
Harry Heilmann	1924	45	16	10	13
Ty Cobb	1925	31	12	12	13
Charlie Gehringer	1929	45	19	13	27
Roy Johnson	1929	45	14	10	20
Charlie Gehringer	1930	47	15	16	19
John Stone	1931	28	11	10	13
Jake Wood	1961	17	14	11	30
Mickey Stanley	1970	21	11	13	10
Ron LeFlore	1977	30	10	16	39
Larry Herndon	1982	21	13	23	12
Kirk Gibson	1984	23	10	27	29
Carlos Guillen	2004	37	10	20	12
Curtis Granderson	2007	38	23	23	26
Curtis Granderson	2008	26	13	22	12
Austin Jackson	2011	22	11	10	22
Austin Jackson	2012	29	10	16	12




77

JOE JIMÉNEZ

HT: 6-3 WT: 272 BT: R TH: R BORN: 1/17/1995 IN SAN JUAN, PR

RIGHTHANDED PITCHER

Opening Day Age: 23	Residence: Bayamon, PR
Major League Service: 0.077	Signed Through: 2018
How Obtained: Signed by the Tigers as a non-drafted free agent on June 24, 2013	

CAREER HIGHLIGHTS

- Selected to participate in the Futures Game prior to the Major League Baseball All-Star Game in 2015 at Great American Ball Park in Cincinnati and in 2016 at PETCO Park in San Diego -- threw 0.2 scoreless innings with one strikeout in 2015, while he tossed 0.1 shutout innings in 2016.
- Named the Tigers Minor League Pitcher of the Year in 2015 and 2016.

SEASON HIGHLIGHTS

Saw the first Major League action of his career in **2017**, making 24 appearances for the Tigers.

- Made his Major League debut on April 13 vs. Minnesota, throwing a scoreless inning with one strikeout... struck out Byron Buxton for his first Major League strikeout.
- Sidelined from May 5-June 15 with a lumbar spine strain.
- Threw 17.0 consecutive scoreless innings with Triple A Toledo from June 25-July 28...during the streak, he struck out 20 batters, while only allowing nine hits in 16 games.
- Appeared in four games with Team Puerto Rico in the World Baseball Classic and had a 0.00 ERA (3.0IP/0ER) with two strikeouts.

Successfully converted 30-of-31 save opportunities in **2016** as he was named the Tigers Minor League Pitcher of the Year for the second consecutive season.

- Ranked tied for second among all Minor Leaguers with 30 saves.
- Selected to *Baseball America's* Minor League All-Star Team and named a Florida State League Midseason All-Star.
- Struck out multiple batters in 11 of his 17 appearances with Lakeland.
- Did not allow a run in his first nine outings with Erie, extending his scoreless streak to begin the season to 26 appearances, a stretch that spanned 26.1 innings...had his scoreless streak snapped on June 25 at Hartford, allowing a run on two hits with one walk and two strikeouts in an inning.
- Named the Tigers Minor League Pitcher of the Month for June after compiling a 3-0 record with five saves, a 0.82 ERA (11.0IP/1ER), seven hits allowed, three walks and 20 strikeouts in 11 games with Erie.
- Started the season by successfully converting 20 straight saves from April 12-July 17...suffered his first blown save of the season on July 22 at Bowie, giving up two runs on three hits with one walk and one strikeout in 0.2 innings.
- Ranked as the 11th-best prospect in the Tigers organization by *Baseball America* following the season.

Named the Tigers Minor League Pitcher of the Year for **2015**.

- Selected to the Midwest League Midseason All-Star Team.
- Ranked third in the Midwest League with 34 games finished, while he was fifth with 17 saves.
- Threw an inning-or-more in nine appearances, including six outings of 2.0 innings.
- Sidelined from April 18-25 with a left back strain.
- Did not allow a run in nine of his first 10 appearances from April 11-May 15 -- posted three saves with a 1.00 ERA (9.0IP/1ER) and 17 strikeouts during the stretch.
- Recorded nine consecutive scoreless outings from May 25-June 25 -- a stretch that spanned 10.1 innings.
- Posted a 2-0 record with 10 saves, a 0.86 ERA (21.0IP/2ER) and 26 strikeouts over his final 18 appearances from July 1-September 6.
- Closed the season by converting 14 consecutive save opportunities from June 4-September 6.
- Pitched for Gigantes de Carolina in the Puerto Rico Winter League and had a 0-2 record with six saves, a 2.60 ERA (17.1IP/5ER) and 23 strikeouts in 18 appearances.
- Ranked as the seventh-best prospect in the Tigers organization by *Baseball America* following the season.

Pitched in 23 games with Single A Connecticut in **2014**.

- Made eight appearances during July and went 1-0 with two saves, a 1.59 ERA (11.1IP/2ER) and 15 strikeouts.
- Recorded eight straight scoreless outings from July 20-August 13.



- Appeared in 12 games with Gigantes de Carolina in the Puerto Rico Winter League and had two saves with a 0.00 ERA (12.2IP/0ER) and 15 strikeouts -- allowed just three hits in 12.2 innings, holding opponents to an .081 batting average.
- Ranked as the 14th-best prospect in the Tigers system and the 19th-best prospect in the New York-Penn League by *Baseball America* following the season.

Made eight appearances with the GCL Tigers in his first season of professional baseball in 2013.

- Made his professional debut on July 3 at the GCL Pirates, throwing a scoreless inning with a strikeout.
- Won three consecutive appearances from July 17-29 -- did not allow a run in 11.1 innings over the three-start stretch.

PERSONAL/MISCELLANEOUS

- Resides in Bayamon, PR during the offseason.
- Participated in the pre-game ceremony prior to the ¡Fiesta Tigres! game and attended the Tigers Winter Caravan and TigerFest.
- Recommended/signed by Rolando Casanova and German Geigel for the Tigers.

JOE ALEXANDER JIMÉNEZ'S CAREER RECORD

Year	Club	W-L	ERA	G	GS	CG	SHO	SV	IP	H	AB	R	ER	HR	HB	BB	SO	WP	BK	AVG
2013	GCL Tigers	3-0	0.50	8	0	0	0	1	18.0	9	58	1	1	0	0	6	24	0	0	.155
2014	Connecticut	3-2	2.70	23	0	0	0	4	26.2	22	101	10	8	1	2	6	41	4	0	.218
2015	West Michigan	5-1	1.47	40	0	0	0	17	43.0	23	150	8	7	2	0	11	61	2	0	.153
2016	Lakeland	0-0	0.00	17	0	0	0	10	17.1	5	56	0	0	0	2	5	28	0	0	.089
	Erie	3-2	2.18	21	0	0	0	12	20.2	12	70	5	5	0	0	8	34	1	0	.171
2017	Toledo	0-1	2.30	17	0	0	0	8	15.2	9	55	5	4	1	0	4	16	0	0	.164
	Lakeland#	0-0	0.00	1	1	0	0	0	1.0	1	5	0	0	0	0	0	1	1	0	.200
	Toledo	1-1	1.44	26	0	0	0	4	25.0	19	89	4	4	1	0	12	36	0	0	.213
DETROIT		0-2	12.32	24	0	0	0	0	19.0	31	87	28	26	4	2	9	17	0	0	.356
MINOR LEAGUE TOTALS		15-7	1.56	153	1	0	0	56	167.1	100	584	33	29	5	4	52	241	8	0	.171
MAJOR LEAGUE TOTALS		0-2	12.32	24	0	0	0	0	19.0	31	87	28	26	4	2	9	17	0	0	.356

TRANSACTIONS

- Signed by the Tigers as a non-drafted free agent on June 24, 2013
- On disabled list, April 18-25, 2015 (left back strain)
- On disabled list, May 5-June 15, 2017 (lumbar spine strain)

WORLD BASEBALL CLASSIC RECORD

Year	Club	W-L	ERA	G	GS	CG	SHO	SV	IP	H	AB	R	ER	HR	HB	BB	SO	WP	BK	AVG
2017	Puerto Rico	0-0	0.00	4	0	0	0	0	3.0	4	12	0	0	0	0	1	2	1	0	.333
WBC TOTALS		0-0	0.00	4	0	0	0	0	3.0	4	12	0	0	0	0	1	2	1	0	.333

CAREER FIELDING

	G	TC	PO	A	E	DP	PCT
Pitcher	24	2	1	1	0	0	1.000

CAREER HIGHS

- Longest Winning Streak:** No Major League wins
- Longest Losing Streak:** 2 - August 5-25, 2017
- Strikeouts:** 2 (three times) - last, October 1, 2017 at Minnesota
- Walks:** 2 (twice) - last, September 16, 2017 vs. Chicago (AL)
- Innings (reliever):** 2.0 - August 12, 2017 vs. Minnesota

CONSECUTIVE SAVES CONVERTED BY TIGERS

The following is the list of the 12 longest consecutive saves streaks converted by a Tigers pitcher during a single season:

Player	Streak	Date	Year
Jose Valverde	49	April 3-September 28	2011
Guillermo Hernandez	32	April 6-September 23	1984
Todd Jones	26	April 25-July 30	2000
Jose Valverde	24	April 9-August 21	2010
Todd Jones	22	June 27-September 15	1997
Matt Anderson	22	May 2-September 28	2001
John Hiller	21	April 17-July 10	1973
Fernando Rodney	21	April 11-July 24	2009
Todd Jones	19	June 10-August 30	2006
Francisco Rodríguez	19	April 6-June 12	2016
Tom Timmerman	16	April 12-June 21	1970
Fernando Rodney	16	August 5-October 4	2009

Courtesy of STATS LLC




21

JaCOBY
JONES

HT: 6-2
WT: 201
BT: R
TH: R
BORN: 5/10/1992 IN CHICKASHA, OK

OUTFIELDER

Opening Day Age: 25

Residence: Richton, MS

Major League Service: 0.125

Signed Through: 2018

How Obtained: Acquired by the Tigers from Pittsburgh in exchange for Joakim Soria on July 30, 2015.

SEASON HIGHLIGHTS

Combined to play in 146 games between Detroit and Triple A Toledo in **2017**.

- Made an Opening Day roster at the Major League level for the first time in his career.
- Hit the first home run of his Major League career on April 4 at Chicago (AL) with a three-run blast off of José Quintana -- became the first Tigers rookie to homer on Opening Day since Kirk Gibson in 1980.
- Notched the first triple of his Major League career on April 13 vs. Minnesota.
- Sidelined from April 23-May 7 with a left lip laceration.
- Recorded his first career multi-home run game on September 5 vs. Kansas City...finished with a career-high three RBI for the second time during the season (other, April 4 at Chicago (AL)).
- Had his consecutive errorless streak to begin his Major League career snapped at 47 games on September 11 at Cleveland.

Spent most of the **2016** season in the Minors, splitting the year between Double A Erie and Triple A Toledo before making his Major League debut late in the season.

- On restricted list from April 7-May 17.
- Named the Eastern League Player of the Week for the week ending May 29 after hitting .357 (10x28) with five runs scored, two triples, four home runs and 14 RBI.
- Hit safely in 11 of his first 12 games with Toledo from June 6-17 -- batted .333 (15x45) with five runs scored, two doubles, two triples, two home runs and seven RBI during the 12-game stretch.
- Made his Major League debut on August 30 vs. Chicago (AL), going 2x4 with a run scored, a double and two RBI -- became the first Tiger to record two-or-more hits and drive in two-or-more runs in his Major League debut since Hank Reibe on August 26, 1942 at Philadelphia.
- Recorded two doubles and scored two runs in the second game of his Major League career on August 31 vs. Chicago (AL) -- became the first Tiger to record multiple hits in the first two games of his Major League career since Alex Avila had three straight multi-hit games from August 6-11, 2009.
- Appeared in 21 games with the Salt River Rafters in the Arizona Fall League and hit .329 (27x82) with 11 runs scored, five doubles, one home run and 13 RBI -- was named to the Arizona Fall League's All-Prospect Team.
- Ranked as the sixth-best prospect in the Tigers organization and the 20th-best prospect in the Florida State League by *Baseball America* following the season.

Began the **2015** season in the Pittsburgh Pirates organization, before being acquired by the Tigers on July 30.

- Named to the Florida State League Midseason All-Star Team.
- Hit safely in 12-of-13 games from April 30-May 13 -- finished the stretch with a .339 (19x56) batting average, seven runs scored, two doubles and nine RBI.
- Hit three home runs and drove in a season-high five runs on August 2 at New Britain -- became the first Erie player to hit three homers in a game since Tony Plagman on May 12, 2012 vs. Altoona.
- Played for Scottsdale in the Arizona Fall League following the season -- hit .280 (14x50) with nine runs scored, two home runs and four RBI.
- Selected to play in the Arizona Fall League's Rising Stars Game and was named the Arizona Fall League Player of the Week for the week ending October 18, 2015.
- Ranked as the fifth-best prospect in the Tigers organization by *Baseball America* following the season.

Spent the entire **2014** season with Single A West Virginia, playing in 117 games.

- Named to the South Atlantic League Postseason All-Star Team and was tabbed as the SAL's top shortstop by MiLB.com at the end of the season.
- Ranked second in the South Atlantic League with 23 home runs and 19.35 at bats per home run, while he was fourth with a .503 slugging percentage and fifth with 224 total bases -- his 23 home runs were the second most in West Virginia franchise history.



- Stole one base in six straight games from May 17-23.
- Sidelined from June 21-28 with left knee inflammation.
- Homered in three straight games from July 4-6, including a pair of home runs on July 6 at Greensboro -- also hit two home runs on August 13 vs. Augusta.
- Named the South Atlantic League Player of the Week for the week ending July 6 after batting .500 (12x24) with seven runs scored, one double, five home runs and seven RBI in six games during the week.
- Recorded a 17-game hitting streak from June 20-July 16 -- hit .468 (29x62) with 15 runs scored, two doubles, seven home runs and 15 RBI during the streak.
- Sidelined from August 20-28 with left stomach disease.
- Selected as the 13th-best prospect in the Pirates organization by *Baseball America* following the season.

Limited to 15 games with Single A Jamestown in his first professional season in **2013** due to injury.

- Sidelined from July 21-September 12 with a right knee sprain.
- Had a season-high four hits on July 6 at Auburn.
- Named as the 19th-best prospect in the Pirates organization by *Baseball America* following the season.

PERSONAL/MISCELLANEOUS

- Resides in Richton, MS during the offseason.
- Participates in the Dreams Come True program and attended the Tigers Winter Caravan and TigerFest.
- Named Second Team All-SEC as a junior in **2013** at LSU after hitting .294 (59x201) with 42 runs scored, 11 doubles, one triple, six home runs and 31 RBI in 59 games...selected a freshman All-American in **2011** after hitting .338 (66x195) with 36 runs scored, 11 doubles, one triple, four home runs and 32 RBI in 56 games.

JACOBY MYLON JONES' CAREER RECORD

Year	Club	AVG	G	AB	R	H	TB	2B	3B	HR	RBI	SH	SF	HB	BB	SO	SB	CS	OBP	SLG	E
2013	Jamestown	.311	15	61	14	19	28	2	2	1	10	0	1	2	3	14	3	2	.358	.459	2
2014	West Virginia	.288	117	445	72	128	224	21	3	23	70	3	8	12	33	132	17	9	.347	.503	24
2015	Bradenton	.253	93	379	48	96	150	18	3	10	58	4	5	4	31	113	14	4	.313	.396	14
	Altoona	.500	3	10	2	5	5	0	0	0	2	0	0	0	1	0	1	0	.545	.500	0
2016	Erie	.250	37	136	26	34	63	7	2	6	20	0	5	2	17	52	10	3	.331	.463	4
	Erie	.312	20	77	11	24	46	6	2	4	20	0	1	1	10	23	2	1	.393	.597	1
	Toledo	.243	79	292	33	71	104	14	5	3	23	0	3	4	25	97	11	4	.309	.356	7
2017	DETROIT	.214	13	28	3	6	9	3	0	0	2	0	0	0	0	12	0	0	.214	.321	0
	Toledo	.245	90	351	57	86	136	19	2	9	44	5	1	3	33	104	12	4	.314	.387	0
	DETROIT	.170	56	141	14	24	38	3	1	3	13	0	0	4	9	65	6	2	.240	.270	1
MINOR LEAGUE TOTALS		.264	454	1751	263	463	756	87	19	56	247	12	24	28	153	535	70	27	.329	.432	52
MAJOR LEAGUE TOTALS		.178	69	169	17	30	47	6	1	3	15	0	0	4	9	77	6	2	.236	.278	1

TRANSACTIONS

- Selected by Houston in the 19th round of the June 2010 draft, but did not sign
- Selected by Pittsburgh in the third round of the June 2013 draft
- On disabled list, July 21-September 12, 2013 (right knee sprain)
- On disabled list, June 21-28, 2014 (left knee inflammation)
- On disabled list, August 20-28, 2014 (left stomach disease)
- Acquired by the Tigers from Pittsburgh in exchange for Joakim Soria on July 30, 2015
- On restricted list, April 7-May 17, 2016
- On disabled list, April 23-May 7, 2017 (left lip laceration)

CAREER FIELDING

	G	TC	PO	A	E	DP	PCT
Third Base	6	7	1	6	0	0	1.000
Outfield	56	141	140	0	1	0	.993

CAREER HIGHS

- Hits:** 2 (six times) - last, October 1, 2017 at Minnesota
- Home Runs:** 2 - September 5, 2017 vs. Kansas City
- RBI:** 3 (twice) - last, September 5, 2017 vs. Kansas City
- Stolen Bases:** 1 (six times) - last, September 30, 2017 at Minnesota
- Hitting Streak:** 3 - September 14-18, 2017

TWO HOME RUN GAMES (1)

- September 5, 2017 vs. Kansas City

LEADING OFF A POSTSEASON GAME WITH A HOME RUN

Davy Jones belted a home run to lead off Game 5 of the World Series at Pittsburgh on October 13. It marks the only time a Tigers player has connected for a home run to lead off a game in the club's postseason history.




81

PETE
KOZMA

NON-ROSTER
INVITEE

HT: 6-0
WT: 190
BT: R
TH: R
BORN: 4/11/1988 IN TULSA, OK

INFIELDER

Opening Day Age: 29

Major League Service: 3.049

How Obtained: Signed by the Tigers as a Minor League free agent on January 3, 2018

Residence: Broken Arrow, OK

Signed Through: 2018

SEASON HIGHLIGHTS

Began the **2017** season in the New York Yankees organization, before being claimed off waivers by Texas on April 30.

- Had a pair of hits, including a home run, on May 21 at Detroit...was his first home run since April 2, 2013 at Arizona.

Spent the entire **2016** season with Triple A Scranton/Wilkes-Barre, playing in 130 games.

- Committed just 15 errors in 537 total chances (.972 fielding percentage), while playing all four infield positions.
- Posted five straight multi-hit games from July 17-21.

Appeared in 76 games with St. Louis in **2015**.

- Played five different positions during the season, seeing time at shortstop (31 games), second base (17 games), third base (13 games), first base (1 game) and left field (1 game).
- Collected a season-high three hits on June 25 at Miami.

Made the Opening Day roster for the Cardinals, but spent most of the **2014** season with Triple A Memphis.

- Led all Triple A shortstops with a .977 fielding percentage, committing just 10 errors in 458 total chances.
- Posted a season-high four hits and drove in four runs on August 14 at Albuquerque.
- Played in 29 games with Triple A Memphis in August, hitting .300 (30x100) with 15 runs scored, six doubles, four home runs and 20 RBI.
- Appeared in two games during the National League Division Series vs. Los Angeles (NL), going 0x5.

Appeared in a career-high 143 games in **2013** with St. Louis.

- Led National League shortstops with 98 double plays turned and ranked second with a .984 fielding percentage, committing nine errors in 569 total chances.
- Ranked second among Major League rookies in games played and fifth in walks (34).
- Went 4x4 with two runs scored, three doubles and three RBI on May 26 at Los Angeles (NL), setting career highs in hits and doubles, while accounting for all five runs in the Cardinals' 5-3 win...marked the first game by a Cardinals player with at least four hits and three doubles since Albert Pujols on August 11, 2006 at Pittsburgh.
- Played in 14 games during the Cardinals' run to the World Series, batting .143 (5x35) with three runs scored, one double and two RBI.

Spent the majority of the **2012** season with Triple A Memphis.

- Belted a pair of home runs on May 24 at Tucson.
- Posted a 10-game hitting streak with Triple A Memphis from June 3-13, hitting .351 (13x37) with six runs scored, three doubles and seven RBI.
- Recorded a straight steal of home on September 23 at Chicago (NL), St. Louis' first since Kerry Robinson in 2002.
- Hit his first career Major League home run on September 23 at Chicago (NL) off Justin Germano, a solo homer in the sixth inning...hit his second career home run the following night at Houston.
- Played in 22 games with the Cardinals in September, hitting .349 (22x63) with 11 runs scored, five doubles, three triples, two home runs and 14 RBI...ranked sixth in the National League with a .619 slugging percentage and eighth with a .349 batting average.
- Started at shortstop for all 13 postseason games, batting .214 (9x42) with eight runs scored, two doubles, one home run and seven RBI...hit a tie-breaking, two-run single in the top of the ninth inning in the Cardinals' 9-7, NLDS-clinching Game 5 win at Washington.
- Ranked as the 13th-best prospect and rated as the best defensive infielder in the Cardinals organization by *Baseball America* following the season.



Saw his first Major League action in **2011** with St. Louis, while spending the majority of the season with Triple A Memphis.

- Collected a season-high four hits on May 15 vs. Fresno.
- Made his Major League debut on May 18 vs. Houston, hitting a pinch hit RBI double off Bud Norris in his first career plate appearance.
- Ranked as the 31st-best prospect and rated as possessing the best infield arm in the Cardinals system by *Baseball America* following the season.

Combined to play in 131 games between Single A Palm Beach and Double A Springfield in **2009**.

- Named to the Texas League Midseason All-Star Team.
- Selected Texas League Player of the Week for the week ending June 14 after hitting .455 (10x22) with three runs scored, four doubles, one triple, one home run and six RBI in seven games.
- Ranked as the 15th-best prospect in the Cardinals organization and rated as the best defensive shortstop in the Texas League by *Baseball America* following the season.

Split the **2008** season between Single A Quad Cities and Single A Palm Beach.

- Selected to the Midwest League Midseason All-Star Team.
- Hit safely in 19 of his last 20 games with Single A Quad Cities from July 13-August 3...hit .377 (29x77) with 11 runs scored, eight doubles, one triple, two home runs and 11 RBI during the stretch.
- Ranked as the 10th-best prospect in the Cardinals organization and the 15th-best prospect in the Midwest League by *Baseball America* following the season...also rated as the best defensive infielder in the Cardinals system by the publication.

Completed his first season of professional baseball in **2007**, appearing in 42 games between the GCL Cardinals, Rookie-level Johnson City and Single A Batavia.

- Ranked as the seventh-best prospect in the Cardinals system and the Appalachian League by *Baseball America* following the season...also rated as the best defensive infielder in the Cardinals organization by the publication.

PERSONAL/MISCELLANEOUS

- Resides in Broken Arrow, OK during the offseason.
- Named an All-American at Owasso (OK) High School...had a three-homer game in the Oklahoma state 6-A playoffs, and helped lead Owasso to a state title, hitting a solo home run to provide the game's only run in a 1-0 championship win.

PETE M. KOZMA'S CAREER RECORD

Year	Club	AVG	G	AB	R	H	TB	2B	3B	HR	RBI	SH	SF	HB	BB	SO	SB	CS	OBP	SLG	E
2007	GCL Cardinals	.154	4	13	4	2	2	0	0	0	0	0	0	0	2	2	0	0	.267	.154	1
	Johnson City	.264	30	106	16	28	42	8	0	2	9	0	0	2	12	21	3	2	.350	.396	12
	Batavia	.148	8	27	1	4	6	0	1	0	2	0	0	0	1	7	1	1	.179	.222	9
2008	Quad Cities	.284	99	377	58	107	150	20	4	5	40	1	6	5	45	69	12	5	.363	.398	18
	Palm Beach	.130	24	77	4	10	14	4	0	0	10	3	3	1	10	27	0	1	.231	.182	4
2009	Palm Beach	.315	18	73	8	23	28	5	0	0	8	0	2	1	8	16	1	0	.381	.384	9
	Springfield	.216	113	407	52	88	127	15	3	6	37	4	5	1	42	88	4	2	.288	.312	25
2010	Springfield	.243	132	503	69	122	193	28	2	13	72	7	3	1	56	111	13	2	.318	.384	34
2011	Memphis	.214	112	398	48	85	115	17	2	3	47	5	6	3	36	91	2	2	.280	.289	14
	St. Louis	.176	16	17	2	3	4	1	0	0	1	1	0	0	4	4	0	0	.333	.235	0
2012	Memphis	.232	131	448	61	104	159	16	3	11	63	4	7	0	41	74	7	4	.292	.355	17
	St. Louis	.333	26	72	11	24	41	5	3	2	14	1	2	0	7	19	2	0	.383	.569	3
2013	St. Louis	.217	143	410	44	89	112	20	0	1	35	1	3	0	34	91	3	1	.275	.273	9
2014	Memphis	.248	117	379	59	94	141	23	0	8	54	7	3	7	41	61	10	7	.330	.372	15
	St. Louis	.304	14	23	4	7	10	3	0	0	0	0	0	0	3	4	0	0	.385	.435	0
2015	St. Louis	.152	76	99	15	15	15	0	0	0	2	1	0	1	10	21	3	1	.236	.152	4
2016	Scranton/Wilkes-Barre	.209	130	445	48	93	118	19	0	2	32	3	3	6	31	91	11	4	.268	.265	15
2017	Round Rock	.300	11	40	8	12	16	4	0	2	2	0	0	0	2	8	1	0	.333	.400	0
	New York (AL)	.111	11	9	2	1	1	0	0	0	0	0	0	0	1	2	0	0	.200	.111	1
	Texas	.111	28	36	4	4	7	0	0	1	2	1	0	0	2	18	0	1	.200	.194	2
MINOR LEAGUE TOTALS		.234	929	3293	436	772	1111	159	15	50	376	34	38	27	327	666	65	30	.306	.337	173
AL TOTALS		.111	39	45	6	5	8	0	0	1	2	1	0	2	3	20	0	1	.200	.178	3
NL TOTALS		.222	275	621	76	138	182	29	3	3	52	4	5	1	58	139	8	2	.288	.293	16
MAJOR LEAGUE TOTALS		.215	314	666	82	143	190	29	3	4	54	5	5	3	61	159	8	3	.282	.285	19

TRANSACTIONS

- Selected by St. Louis in the first round (18th overall) of the June 2007 draft
- Signed by New York (AL) as a Minor League free agent on November 30, 2015
- Claimed off waivers by Texas from New York (AL) on April 30, 2017
- Signed by the Tigers as a Minor League free agent on January 3, 2018



2018 TIGERS

WILD CARD GAME RECORD

Year	Club/Opp.	AVG	G	AB	R	H	TB	2B	3B	HR	RBI	SH	SF	HB	BB	SO	SB	CS	OBP	SLG	E
2012	STL vs. ATL	.000	1	4	1	0	0	0	0	0	0	0	0	0	0	2	0	0	.000	.000	0
WILD CARD GAME TOTALS																					
		.000	1	4	1	0	0	0	0	0	0	0	0	0	0	2	0	0	.000	.000	0

DIVISION SERIES RECORD

Year	Club/Opp.	AVG	G	AB	R	H	TB	2B	3B	HR	RBI	SH	SF	HB	BB	SO	SB	CS	OBP	SLG	E
2012	STL vs. WSH	.250	5	16	4	4	8	1	0	1	5	0	0	1	5	5	0	0	.455	.500	1
2013	STL vs. PIT	.400	4	10	1	4	5	1	0	1	0	0	0	1	2	1	0	0	.455	.500	1
2014	STL vs. LAD	.000	2	5	0	0	0	0	0	0	0	0	0	0	3	0	0	0	.000	.000	0
DIVISION SERIES TOTALS																					
		.258	11	31	5	8	13	2	0	1	6	0	0	1	6	10	1	0	.395	.419	2

LEAGUE CHAMPIONSHIP SERIES RECORD

Year	Club/Opp.	AVG	G	AB	R	H	TB	2B	3B	HR	RBI	SH	SF	HB	BB	SO	SB	CS	OBP	SLG	E
2012	STL vs. SF	.227	7	22	3	5	6	1	0	0	2	0	0	0	3	7	1	1	.320	.273	2
2013	STL vs. LAD	.067	6	15	1	1	1	0	0	0	1	0	0	1	3	4	0	0	.263	.067	0
LCS TOTALS																					
		.162	13	37	4	6	7	1	0	0	3	0	0	1	6	11	1	1	.295	.189	2

WORLD SERIES RECORD

Year	Club/Opp.	AVG	G	AB	R	H	TB	2B	3B	HR	RBI	SH	SF	HB	BB	SO	SB	CS	OBP	SLG	E
2013	STL vs. BOS	.000	4	10	1	0	0	0	0	0	0	1	0	0	0	1	1	0	.000	.000	2
WORLD SERIES TOTALS																					
		.000	4	10	1	0	0	0	0	0	0	1	0	0	0	1	1	0	.000	.000	2

CAREER FIELDING

	G	TC	PO	A	E	DP	PCT
First Base	5	9	8	0	1	1	.889
Second Base	39	97	41	55	1	16	.990
Third Base	28	45	12	31	2	1	.956
Shortstop	220	753	211	527	15	125	.980
Outfield	2	3	3	0	0	0	1.000

CAREER HIGHS

Hits: 4 - May 26, 2013 at Los Angeles (NL)

Home Runs: 1 (four times) - last, May 21, 2017 at Detroit

RBI: 3 (three times) - last, June 7, 2013 at Cincinnati

Stolen Bases: 1 (eight times) - last, October 2, 2015 at Atlanta

Hitting Streak: 7 - April 21-28, 2013



**NON-ROSTER
INVITEE**

73

JASON KRIZAN

HT: 6-0 WT: 185 BT: L TH: R BORN: 6/28/1989 IN AUSTIN, TX

OUTFIELDER

Opening Day Age: 28

Major League Service: 0.000

How Obtained: Signed by the Tigers as a Minor League free agent on December 18, 2017

Residence: Pflugerville, TX

Signed Through: 2018

CAREER HIGHLIGHTS

- Selected as a winner of a Rawlings Minor League Gold Glove as a leftfielder in 2013, after committing just one error in 184 chances and adding nine outfield assists.

SEASON HIGHLIGHTS

Spent most of the **2017** season with Triple A Toledo, appearing in 107 games with the Mud Hens.

- Began the season with Double A Erie and recorded multiple hits in eight of the 14 games he played with the SeaWolves.
- Played in 20 games during April between Erie and Toledo, hitting .378 (28x74) with 12 runs scored, five doubles, one triple, four home runs and 17 RBI.
- Had a season-high four hits on May 12 at Durham...also had a four-hit game on June 27 vs. Gwinnett.
- Appeared in seven games with Estrellas Orientales of the Dominican Winter League, hitting .150 (3x20) with two runs scored and two RBI.

Split the **2016** season between Double A Erie and Triple A Toledo, combining to play in 127 games.

- Selected to the Eastern League Midseason All-Star Team...hit 30 home runs over three rounds to win the Eastern League Home Run Derby.



- Hit safely in 12-of-13 games from May 7-20 -- hit .352 (19x54) with nine runs scored, four doubles, four home runs and 12 RBI during the 13-game stretch.
- Finished the month of July with a .337 (32x95) batting average, 12 runs scored, six doubles, two triples, one home run and 17 RBI in 26 games.

Played in 134 games between Double A Erie and Triple A Toledo in **2015**.

- Ranked as the second-toughest batter to strike out in the Eastern League after striking out once every 11.05 plate appearances.
- Drove in a season-high four runs on July 25 vs. Richmond.
- Played in 27 games during August and hit .309 (30x97) with 14 runs scored, five doubles, three home runs and 15 RBI.

Appeared in a career-high 124 games with Double A Erie in **2014** as he completed his fourth season of professional baseball.

- Batted .327 (34x104) with 11 runs scored, 10 doubles, one triple, one home run and 15 RBI in 26 games during June.
- Compiled a season-high, 12-game hitting streak July 18-28.
- Hit .345 (30x87) with 16 runs scored, five doubles, one triple, three home runs and 16 RBI in 25 games during August.
- Selected the Eastern League Player of the Week for the week ending September 2 -- batted .517 (15x29) with six runs scored, three doubles, one triple, one home run and eight RBI during the week.

Tabbed the Lakeland Player of the Year for **2013** after finishing third in the Florida State League with 62 walks, fourth with a .388 on-base percentage and seventh with a .288 batting average.

- Named a Rawlings Minor League Gold Glove award winner at left field.
- Hit .322 (28x87) with eight runs scored, eight doubles, one triple, one home run and 10 RBI in 24 games during May.

Completed his first full season of professional baseball in **2012**, appearing in 110 games with Single A West Michigan.

- Fanned once every 8.88 plate appearances, the fifth-toughest batter in the Midwest League to strike out.
- Sideline June 21-28 due to a concussion.
- Hit .312 (29x93) with 12 runs scored, eight doubles, one triple, one home run and 14 RBI in 26 games during July.

Selected by the Tigers in the eighth round of the June **2011** draft and appeared in 53 games with Single A West Michigan.

PERSONAL/MISCELLANEOUS

- Resides in Pflugerville, TX in the offseason.
- Named to *Baseball America's* All-American squad in **2011** after batting .413 (102x247) with 39 doubles, a triple, 10 home runs, 81 RBI and 13 stolen bases during his senior season at Dallas Baptist University.
- Recommended/signed by Tim Grieve for the Tigers.

JASON WILLIAM KRIZAN'S CAREER RECORD

Year	Club	AVG	G	AB	R	H	TB	2B	3B	HR	RBI	SH	SF	HB	BB	SO	SB	CS	OBP	SLG	E
2011	West Michigan	.239	53	184	13	44	59	4	1	3	19	7	0	1	13	30	1	1	.293	.321	2
2012	West Michigan	.244	110	365	38	89	123	20	1	4	40	5	5	1	50	48	5	3	.333	.337	4
2013	Lakeland	.288	116	399	48	115	158	21	5	4	52	3	3	5	62	44	1	1	.388	.396	2
2014	Erie	.293	124	464	68	136	192	31	2	7	56	3	4	1	53	47	14	7	.364	.414	2
2015	Erie	.266	114	414	53	110	160	22	2	8	53	5	5	0	51	43	13	5	.343	.386	4
	Toledo	.169	20	71	7	12	13	1	0	0	5	2	2	0	7	15	0	1	.238	.183	0
2016	Erie	.292	95	356	46	104	167	24	6	9	55	0	5	0	45	27	2	3	.367	.469	2
	Toledo	.300	32	100	12	30	40	7	0	1	10	0	0	0	11	14	0	1	.369	.400	1
2017	Erie	.393	14	56	10	22	38	4	0	4	14	0	2	0	8	3	2	1	.455	.679	0
	Toledo	.264	107	371	41	98	140	22	4	4	37	1	2	0	40	53	4	5	.334	.377	4
MINOR LEAGUE TOTALS		.273	785	2780	336	760	1090	156	21	44	341	26	28	8	340	324	42	28	.351	.392	21

TRANSACTIONS

- Selected by the Tigers in the eighth round of the June 2011 draft
- On disabled list, June 21-28, 2012 (concussion)
- Signed by the Tigers as a Minor League free agent on December 18, 2017




63

JAIRO LABOURT

HT: 6-4 WT: 241 BT: L TH: L BORN: 3/7/1994 IN AZUA, DR

LEFTHANDED PITCHER

Opening Day Age: 24	Residence: Azua, DR
Major League Service: 0.031	Signed Through: 2018

How Obtained: Acquired by the Tigers along with Matthew Boyd and Daniel Norris from Toronto in exchange for David Price on July 30, 2015.

CAREER HIGHLIGHTS

- Selected to participate in the Futures Game prior to the Major League Baseball All-Star Game in 2015 at Great American Ball Park in Cincinnati and in 2017 at Marlins Park in Miami -- pitched a scoreless inning with two strikeouts in 2015 and struck out the only batter he faced in 2017.

SEASON HIGHLIGHTS

Spent most of the **2017** season in the Minor Leagues, combining to pitch in 45 games between Single A Lakeland, Double A Erie and Triple A Toledo...also saw his first Major League action, appearing in six games with the Tigers.

- Named to the Eastern League Midseason All-Star Team.
- In 45 Minor League appearances, had a combined WHIP of 1.15, which was his lowest since 2013 (1.03), and limited opponents to a .186 (43x231) batting average.
- Turned in 12 consecutive scoreless appearances with Erie from May 20-June 20, a streak that spanned 19.1 innings.
- Pitched in 10 games with Toledo in August and had a 0-0 record with a 2.84 ERA (12.2IP/4ER) and nine strikeouts.
- Made his Major League debut in the second game of the doubleheader on September 1 vs. Cleveland, throwing a scoreless inning.
- Recorded his first Major League strikeout on September 3 vs. Cleveland, striking out Abraham Almonte.
- Pitched in three games with Gigantes del Cibao in the Dominican Winter League and had a 0-0 record with a 40.50 ERA (0.2IP/3ER) and one strikeout.

Spent all of the **2016** season with Single A Lakeland, appearing in 30 games, including 12 starts.

- Pitched in five games, including two starts, in April and posted a 2-0 record with a 1.29 ERA (21.0IP/3ER) and 25 strikeouts.
- Pitched for Gigantes del Cibao of the Dominican Winter League and posted a 1-1 record with a 1.93 ERA (9.1IP/2ER) and eight strikeouts in 11 appearances.
- Ranked as the 29th-best prospect in the Tigers organization by *Baseball America* following the season.

Began the **2015** season in the Toronto Blue Jays organization before being acquired by the Tigers along with Matthew Boyd and Daniel Norris in exchange for David Price on July 30.

- Ranked third among Florida State League starting pitchers with 8.07 strikeouts per nine innings.
- Sidelined from April 24-May 5 with a nail avulsion on his left index finger.
- Recorded a season-high nine strikeouts on August 9 at Dunedin.
- Pitched for Gigantes del Cibao of the Dominican Winter League and had a 0-1 record with a 7.71 ERA (9.1IP/8ER) and seven strikeouts in nine appearances.
- Ranked as the 16th-best prospect in the Tigers organization by *Baseball America* following the season.

Split the **2014** season between Single A Lansing and Single A Vancouver.

- Named a Short Season All-Star by *Baseball America* and a Northwest League Midseason All-Star.
- Led the Northwest League with a 1.77 ERA (71.1IP/14ER) and a .188 (47x250) opponents batting average, while he ranked second with 82 strikeouts and 15 games started -- led all Northwest League starters with 10.35 strikeouts per nine innings.
- Allowed two earned runs-or-fewer in 13 of his 15 starts with Vancouver.
- Closed the season by turning in six consecutive starts with one run-or-fewer allowed -- posted a 3-0 record, a 0.55 ERA (32.2IP/2ER) and 39 strikeouts.
- Named the third-best prospect in the Northwest League and the 13th-best prospect in the Blue Jays organization by *Baseball America* following the season.



Spent all of the **2013** season with Bluefield, pitching in 12 games, including eight starts, and having a 2-2 record with a 1.92 ERA (51.2IP/11ER) and 45 strikeouts.

- Named an Appalachian League Postseason All-Star.
- Made five appearances, including two starts, in the month of July and had a 1-1 record with a 1.77 ERA (20.1IP/4ER) and 22 strikeouts.
- Held lefthanded hitters to a .190 (8x42) average, while righthanders batted .208 (31x149) against him.
- Named the 12th-best prospect in the Blue Jays organization and the 12th-best prospect in the Appalachian League by *Baseball America* following the season.

Saw action with the Gulf Coast League Blue Jays in **2012**.

- Tied for the league lead with 12 games started.
- Finished the month of August with a 0-1 record, a 1.88 ERA (14.1IP/3ER) and 18 strikeouts in four starts.
- Held lefthanded hitters to a .167 (8x48) batting average.

Began his professional career in **2011** with the Dominican Summer League Blue Jays.

- Started 12 games and had a 0-4 record with a 2.23 ERA (36.1IP/9ER) and 29 strikeouts.
- Did not allow an earned run in his first seven starts of the season from June 16-July 14, a stretch that spanned 23.0 innings.
- Limited opponents to a .216 (8x37) batting average with runners in scoring position.

PERSONAL/MISCELLANEOUS

- Resides in Azua, DR during the offseason.

JAIRO SNAIDER LABOURT'S CAREER RECORD

Year	Club	W-L	ERA	G	GS	CG	SHO	SV	IP	H	AB	R	ER	HR	HB	BB	SO	WP	BK	AVG
2011	DSL Blue Jays	0-4	2.23	12	12	0	0	0	36.1	29	132	18	9	0	5	14	29	0	0	.220
2012	GCL Blue Jays	0-3	3.79	12	12	0	0	0	38.0	38	150	20	16	2	0	23	39	9	0	.253
2013	Bluefield	2-2	1.92	12	8	0	0	0	51.2	39	191	16	11	3	3	14	45	3	1	.204
2014	Vancouver	5-3	1.77	15	15	0	0	0	71.1	47	250	17	14	0	8	37	82	6	1	.188
	Lansing	0-0	6.43	6	3	0	0	0	14.0	15	50	13	10	1	3	20	11	4	0	.300
2015	Dunedin	2-7	4.59	18	18	0	0	0	80.1	83	315	50	41	6	3	44	70	12	0	.263
	Lakeland	1-5	6.31	7	7	0	0	0	35.2	45	141	31	25	3	1	15	34	5	1	.319
2016	Lakeland	7-9	5.26	30	12	0	0	1	87.1	65	322	55	51	3	8	70	81	14	1	.202
2017	Lakeland	0-0	0.66	8	0	0	0	0	13.2	8	48	2	1	0	0	3	22	0	0	.167
	Erie	1-1	2.64	21	0	0	0	4	30.2	23	107	10	9	3	0	7	36	2	0	.215
	Toledo	0-0	2.45	16	0	0	0	0	22.0	12	76	6	6	1	1	23	21	2	0	.158
	DETROIT	0-0	4.50	6	0	0	0	0	6.0	4	20	3	3	0	0	7	4	5	0	.200
MINOR LEAGUE TOTALS		18-34	3.61	157	87	0	0	5	481.0	404	1782	238	193	22	32	270	470	57	4	.227
MAJOR LEAGUE TOTALS		0-0	4.50	6	0	0	0	0	6.0	4	20	3	3	0	0	7	4	5	0	.200

TRANSACTIONS

- Signed by Toronto as a non-drafted free agent on June 13, 2011
- On restricted list, May 28-June 8, 2011
- On disabled list, April 24-May 5, 2015 (nail avulsion on left index finger)
- On temporarily inactive list, July 11-18, 2015 (Participating in Futures Game)
- Acquired by the Tigers along with Matthew Boyd and Daniel Norris from Toronto in exchange for David Price on July 30, 2015

CAREER FIELDING

	G	TC	PO	A	E	DP	PCT
Pitcher	6	2	0	2	0	1	1.000

CAREER HIGHS

- Longest Winning Streak:** No Major League wins
- Longest Losing Streak:** No Major League losses
- Strikeouts:** 1 (four times) - last, September 21, 2017 vs. Minnesota
- Walks:** 2 (twice) - last, September 21, 2017 vs. Minnesota
- Innings (reliever):** 1.0 (six times) - last, September 21, 2017 vs. Minnesota

THANKS A MILLION, TIGERS FANS

The Tigers have drawn over one million fans at home in each of the past 53 seasons, **the lone American League team to do so**. Only the Cardinals (55 years) and the Dodgers (73 years) have longer streaks. The Dodgers drew over one million fans in the last 13 seasons in Brooklyn, and all 60 years in Los Angeles. In addition, the Tigers topped the one hundred million mark in franchise history in 1994.




57

ARTIE LEWICKI

HT: 6-3 WT: 218 BT: R TH: R BORN: 4/8/1992 IN WYCKOFF, NJ

RIGHTHANDED PITCHER

Opening Day Age: 25

Major League Service: 0.029

How Obtained: Selected by the Tigers in the eighth round of the June 2014 draft

Residence: Davie, FL

Signed Through: 2018

SEASON HIGHLIGHTS

Combined to pitch in 29 games, including 26 as a starter, between Double A Erie, Triple A Toledo and Detroit in **2017**.

- Had 14 wins between Erie and Toledo, which ranked tied for seventh among all Minor League pitchers.
- Allowed two earned runs-or-less in seven straight starts from May 9-June 14...went 3-1 with a 2.03 ERA (40.0IP/9ER) and 32 strikeouts during the streak.
- Tabled the International League Pitcher of the Week for the week ending August 27 after going 2-0 with a 0.68 ERA (13.1IP/1ER) and 15 strikeouts in two starts during the week.
- Named the Tigers Minor League Pitcher of the Month for August after posting a 5-0 record with a 2.03 ERA (31.0IP/7ER) and 33 strikeouts in five starts with Toledo.
- Made his Major League debut on September 4 vs. Kansas City and threw 5.0 innings...struck out Alex Gordon in the second inning for his first Major League strikeout.

Made 17 appearances, including 15 starts, between Single A Lakeland and Double A Erie in **2016**.

- Sideline from April 22-June 8 with a right shoulder strain.
- Sideline from June 20-July 1 with a right thumb laceration.
- Recorded six consecutive starts with two earned runs-or-less allowed from July 15-August 14...had a 1-4 record with a 1.93 ERA (32.2IP/7ER) and 28 strikeouts during the stretch.
- Posted a 1-0 record, a 5.68 ERA (12.2IP/8ER) and 12 strikeouts in nine games with the Salt River Rafters of the Arizona Fall League.

Spent the entire **2015** season with Single A West Michigan, starting 15 games.

- Sideline from April 11-June 9 with a right shoulder strain.
- Struck out a season-high nine batters on August 25 vs. South Bend.
- Over a 10-start stretch from July 2-August 31, posted a 3-2 record with a 2.50 ERA (54.0IP/15ER) and 56 strikeouts.

Completed his first season in professional baseball in **2014**, pitching in 12 games between the GCL Tigers and Single A West Michigan.

- Threw 3.0 hitless innings with three strikeouts on July 31 at Lake County to earn his first professional win.
- Made his only start of the season on August 23 vs. Dayton, throwing 5.0 shutout innings.
- Sideline from August 28-September 18 with a right shoulder strain.

PERSONAL/MISCELLANEOUS

- Resides in Davie, FL during the offseason.
- Played college baseball at the University of Virginia and went 8-1 with one save and a 1.31 ERA (68.2IP/10ER) in 16 games, including nine as a starter during his senior year in **2014**...helped the Cavaliers to the College World Series that season, throwing 23.1 innings without allowing an earned run in the NCAA Tournament.
- Participated in the Tigers Winter Caravan and TigerFest.
- Recommended/signed by Bill Buck for the Tigers.



ARTHUR (ARTIE) MICHAEL LEWICKI'S CAREER RECORD

Year	Club	W-L	ERA	G	GS	CG	SHO	SV	IP	H	AB	R	ER	HR	HB	BB	SO	WP	BK	AVG
2014	GCL Tigers	0-0	0.00	2	0	0	0	0	2.0	2	9	0	0	0	0	1	4	0	0	.222
	West Michigan	2-2	2.45	10	1	0	0	2	25.2	19	89	8	7	2	0	9	22	1	0	.213
2015	West Michigan	3-4	3.52	15	15	0	0	0	79.1	87	311	37	31	4	2	25	77	6	2	.280
2016	Lakeland	2-1	3.32	5	3	0	0	0	21.2	21	84	10	8	0	1	6	20	1	0	.250
	Erie	1-7	3.48	12	12	0	0	0	67.1	67	262	35	26	4	2	13	57	1	0	.256
2017	Erie	9-4	3.76	20	20	0	0	0	110.0	107	428	53	46	5	3	24	90	1	0	.250
	Toledo	5-0	2.03	5	5	0	0	0	31.0	28	113	7	7	2	1	7	33	0	0	.248
	DETROIT	0-1	6.10	4	1	0	0	0	10.1	19	48	8	7	1	0	4	6	0	0	.396
MINOR LEAGUE TOTALS		22-18	3.34	69	56	0	0	2	337.0	331	1296	150	125	17	9	85	303	10	2	.255
MAJOR LEAGUE TOTALS		0-1	6.10	4	1	0	0	0	10.1	19	48	8	7	1	0	4	6	0	0	.396

TRANSACTIONS

- Selected by the Tigers in the eighth round of the June 2014 draft
- On disabled list, August 28-September 18, 2014 (right shoulder strain)
- On disabled list, April 11-June 9, 2015 (right shoulder strain)
- On disabled list, April 22-June 8, 2016 (right shoulder strain)
- On disabled list, June 20-July 1, 2016 (right thumb laceration)

CAREER FIELDING

	G	TC	PO	A	E	DP	PCT
Pitcher	4	0	0	0	0	0	---

CAREER HIGHS

Longest Winning Streak: No Major League wins

Longest Losing Streak: 1 - September 4, 2017

Strikeouts: 3 - September 10, 2017 at Toronto

Walks: 3 - September 18, 2017 vs. Oakland

Innings (starter): 5.0 - September 4, 2017 vs. Kansas City

Innings (relief): 2.1 - September 18, 2017 vs. Oakland



18

DAWEL LUGO

HT: 6-0 WT: 190 BT: R TH: R BORN: 12/31/1994 IN BANI, DR

INFIELDER

Opening Day Age: 23 **Residence:** Bani, DR

Major League Service: 0.000 **Signed Through:** 2018

How Obtained: Acquired by the Tigers along with Sergio Alcantara and Jose King from Arizona in exchange for J.D. Martinez on July 18, 2017.

SEASON HIGHLIGHTS

Started the **2017** season in the Arizona Diamondbacks organization, before being acquired by the Tigers on July 18.

- Belted a pair of homers and went 4x6 with four RBI on April 9 vs. Birmingham...had two multi-homer games with Double A Erie, hitting two home runs on July 23 at Reading and August 4 vs. Hartford.
- Had a 12-game hitting streak from June 1-12, batting .286 (14x49) with five runs scored, two doubles, three triples, one home run and nine RBI during the streak.
- Ranked as the eighth-best prospect and rated as having the best infield arm in the Tigers organization by *Baseball America* following the season.
- Played in 19 games with Tigres del Licey in the Dominican Winter League, hitting .324 (24x74) with eight runs scored, four doubles and six RBI.

Split the **2016** season between Single A Visalia and Double A Mobile, playing in 127 games.

- Named to the California League Midseason All-Star Team and was named an Organization All-Star by MiLB.com.
- Earned Diamondbacks Minor League Player of the Month honors for May after hitting .340 (34x100) with 26 runs scored, six doubles, one triple, six home runs and 16 RBI in 26 games.
- Named the California League Player of the Week for the week ending July 3...batted .517 (15x29) with seven runs scored, one double, one triple, three home runs and seven RBI in seven games.
- Posted an 11-game hitting streak from June 19-July 3...hit .478 (22x46) with nine runs scored, three doubles, one triple, three home runs and eight RBI during the streak.
- Hit for the cycle on July 5 at Lancaster.



2018 TIGERS

- Played in 28 games with Mobile in August, hitting .314 (32x102) with 13 runs scored, five doubles, one triple, three home runs and 13 RBI.
- Appeared in 21 games with the Salt River Rafters in the Arizona Fall League and hit .267 (24x90) with nine runs scored, six doubles, one home run and 13 RBI...named AFL Player of the Week for the week ending November 5 and was selected to the AFL's Rising Stars Team.
- Ranked as the second-best prospect in the Diamondbacks organization and the 12th-best prospect in the California League by *Baseball America* following the season...also rated as being the best hitter for average in the Diamondbacks system and as the best defensive third baseman in the California League by the publication.

Started the **2015** season in the Toronto Blue Jays organization, but was acquired by the Diamondbacks on August 8.

- Hit safely in 24-of-25 games with Single A Lansing from July 9-August 7...hit .337 (34x101) with 13 runs scored, five doubles, one triple, one home run and 21 RBI during the stretch.
- Had a season-high four hits on August 26 at Beloit.

Spent the entire **2014** season with Single A Lansing.

- Had a four-hit game on May 12 at Bowling Green -- also had four hits on May 24 at Fort Wayne and July 16 vs. Kane County.
- Posted a .327 (35x107) batting average with 13 runs scored, two doubles, one triple, one home run and seven RBI in 26 games during May.
- Compiled a 15-game hitting streak from May 19-June 5...batted .410 (25x61) with seven runs scored, three doubles, one triple and six RBI during the streak.
- Ranked as the 15th-best prospect in the Blue Jays organization by *Baseball America* following the season.

Combined to play in 67 games between Rookie-level Bluefield and Single A Vancouver in **2013**.

- Went a perfect 5x5 with a double, a home run and three RBI on August 3 at Elizabethton.
- Played in 28 games with Bluefield and Vancouver in August, hitting .301 (34x113) with 12 runs scored, seven doubles, two home runs and 16 RBI.
- Ranked as the ninth-best prospect in the Blue Jays system and the fifth-best prospect in the Appalachian League by *Baseball America* following the season.

Made his professional debut with the GCL Blue Jays in **2012**, appearing in 47 games.

- Rated as the 26th-best prospect in the Blue Jays organization by *Baseball America* following the season.

PERSONAL/MISCELLANEOUS

- Resides in Bani, DR in the offseason.
- Participated in the Tigers Winter Caravan and TigerFest.

DAWE L LEONER LUGO'S CAREER RECORD

Year	Club	AVG	G	AB	R	H	TB	2B	3B	HR	RBI	SH	SF	HB	BB	SO	SB	CS	OBP	SLG	E
2012	GCL Blue Jays	.224	47	170	20	38	56	2	5	2	20	1	0	5	7	25	5	1	.275	.329	11
2013	Bluefield	.297	51	192	28	57	90	11	2	6	36	0	3	2	5	28	1	0	.317	.469	11
	Vancouver	.246	16	69	6	17	24	4	0	1	8	0	0	0	1	13	0	0	.257	.348	7
2014	Lansing	.259	117	474	40	123	156	17	2	4	53	1	4	1	18	72	3	3	.286	.329	26
2015	Lansing	.336	31	122	15	41	55	6	1	2	23	0	5	0	5	24	3	1	.348	.451	5
	Kane County	.333	22	81	12	27	30	1	1	0	3	0	0	1	4	13	2	2	.372	.370	4
	Dunedin	.219	67	260	16	57	76	9	2	2	21	1	1	5	9	49	1	3	.258	.292	10
2016	Visalia	.314	79	315	61	99	162	14	5	13	42	0	1	2	15	41	2	1	.348	.514	9
	Mobile	.306	48	173	24	53	78	9	2	4	20	0	0	0	4	15	1	1	.322	.451	5
2017	Jackson	.282	88	341	40	96	146	21	4	7	43	0	4	3	21	51	1	0	.325	.428	11
	Erie	.269	43	175	18	47	73	6	1	6	22	0	1	0	12	21	2	1	.314	.417	4
MINOR LEAGUE TOTALS		.276	609	2372	280	655	946	100	25	47	291	3	19	19	101	352	21	13	.309	.399	103

TRANSACTIONS

- Signed by Toronto as a non-drafted free agent on July 3, 2011
- Acquired by Arizona from Toronto in exchange for Cliff Pennington and cash considerations on August 8, 2015
- Acquired by the Tigers along with Sergio Alcantara and Jose King from Arizona in exchange for J.D. Martinez on July 18, 2017

LARGEST SERIES CROWDS AT COMERICA PARK

The following is the largest series attendance for both a three-game and four-game series in the history of Comerica Park:

Series Dates	Opponent	Tickets Sold	Games
August 19-21, 2011	Cleveland Indians	132,239	Three
August 24-27, 2007	New York Yankees	174,109	Four




49 DIXON MACHADO

HT: 6-1 WT: 190 BT: R TH: R BORN: 2/22/1992 IN SAN CRISTOBAL-TACHIRA, VZ

INFIELDER

Opening Day Age: 26 Residence: Lakeland, FL
 Major League Service: 1.075 Signed Through: 2018
 How Obtained: Signed by the Tigers as a non-drafted free agent on July 2, 2008

SEASON HIGHLIGHTS

Completed his first full season with the Tigers in **2017**, appearing in 73 games.

- Made an Opening Day roster at the Major League level for the first time in his career.
- Had a career-high three hits on May 27 at Chicago (AL).
- Drove in a career-high three runs and hit the first triple of his Major League career on June 2 vs. Chicago (AL).
- Recorded a career-best, seven-game hitting streak from May 25-June 8, hitting .423 (11x26) during the streak.
- Hit the first home run of his Major League career on July 6 vs. San Francisco.
- Batted .333 (15x45) with eight runs scored, one double, one triple, one home run and eight RBI in 21 games during June/July.
- On the paternity list from September 12-15.

Spent most of the **2016** season with Triple A Toledo, playing in 131 games with the Mud Hens.

- Played in 29 games during June and hit .314 (33x105) with 10 runs scored, seven doubles, one triple, one home run and eight RBI.
- Named the International League Player of the Week for the week ending July 3 after hitting .438 (14x32) with three runs scored, four doubles, one triple and four RBI in eight games.

Spent the majority of the **2015** season with Triple A Toledo.

- Selected to the International League's Midseason and Postseason All-Star Teams and named a Tigers Organization All-Star by MiLB.com.
- Began the season by hitting safely in 11 of his first 12 games -- batted .408 (20x49) with eight runs scored, two doubles and 10 RBI during the stretch.
- Made his Major League debut on May 25 at Oakland, getting the start at shortstop and going 0x3.
- Collected the first hit of his Major League career on May 27 at Oakland with a sixth inning single off of Sean Doolittle.
- Recorded first multi-hit game of his Major League career in game two on September 13 at Cleveland... also recorded his first RBI with a RBI double.
- Recorded the first stolen base of his career on September 28 at Texas.
- Played for Leones del Caracas in the Venezuelan Winter League and hit .295 (31x105) with 20 runs scored, eight doubles, four home runs and 14 RBI.
- Ranked as the eighth-best prospect in the Tigers organization by *Baseball America* following the season.

Appeared in 131 games in **2014** as he split the season between Single A Lakeland and Double A Erie.

- Led the Eastern League with 164 putouts.
- Blasted a grand slam and recorded a season-high four RBI on August 8 vs. New Britain.
- Compiled a season-high, 12-game hitting streak August 15-29.
- Tabbed the Eastern League Player of the Month for August after batting .410 (34x83) with 17 runs scored, six doubles, three home runs and 15 RBI in 25 games during August.

Limited to 37 games with Single A Lakeland due to three separate stints on the disabled list in **2013**.

- Sideline April 4-May 21 with a right hamstring strain.
- Sideline May 25-July 11 with a right hamstring strain.
- Sideline August 24-September 3 with a right ankle sprain.
- Played for Mesa in the Arizona Fall League and batted .158 (6x38) with five runs scored in 13 games.

Topped all Florida State League shortstops with a .966 fielding percentage as he spent the entire **2012** season with Single A Lakeland.

- Collected a season-best three hits on April 30 vs. Daytona -- matched the high with three hits on May 18 vs. St. Lucie and August 1 vs. Brevard County.



2018 TIGERS

- Named the best defensive infielder and rated as possessing the best infield arm in the Tigers organization by *Baseball America* following the season.

Led all Midwest League shortstops with a .963 fielding percentage, 590 total chances, 371 assists and 75 double plays during the **2011** season with Single A West Michigan.

- Hit .386 (17x44) with a triple and nine RBI over a 12-game stretch June 4-18.
- Named the 25th-best prospect, best defensive infielder and rated as possessing the best infield arm in the Tigers organization by *Baseball America* following the season.
- Saw action in 20 games with Salt River in the Arizona Fall League following the season, batting .118 (8x68) with two triples and four RBI.

Tabbed the Tigers Gulf Coast League Player of the Year during the **2010** season.

- Batted .372 (16x43) with a double, three triples and an RBI over an 11-game stretch July 22-August 3.
- Named the 20th-best prospect in the Gulf Coast League and 28th-best prospect in the Tigers organization by *Baseball America* following the season.

Made his professional debut with the Venezuelan Summer League Tigers during the **2009** season.

- Led the Venezuelan Summer League with 27 stolen bases.
- Topped all league shortstops with a .954 fielding percentage, 373 total chances, 141 putouts, 215 assists and 45 double plays.

PERSONAL/MISCELLANEOUS

- Resides in Lakeland, FL during the offseason with his wife, Maria, son, Thiago, and daughter, Mila.
- Participates in the Dreams Come True program, participated in "Dia en el Parque" and the pregame ceremony prior to the annual ¡Fiesta Tigers! game and attended the Detroit Tigers Winter Caravan and TigerFest.
- Recommended/signed by German Robles for the Tigers.

DIXON JAVIER MACHADO'S CAREER RECORD

Year	Club	AVG	G	AB	R	H	TB	2B	3B	HR	RBI	SH	SF	HB	BB	SO	SB	CS	OBP	SLG	E
2009	VSL Tigers	.205	63	234	41	48	65	6	1	3	26	3	3	5	32	32	27	6	.310	.278	17
2010	GCL Tigers	.261	43	165	22	43	53	4	3	0	11	2	2	0	14	27	12	3	.315	.321	6
	Connecticut	.292	7	24	4	7	8	1	0	0	1	2	0	1	3	5	1	2	.393	.333	2
2011	West Michigan	.235	124	429	47	101	106	1	2	0	28	10	2	4	46	77	25	5	.314	.247	22
2012	Lakeland	.195	119	421	59	82	106	16	1	2	37	16	1	1	51	61	23	5	.283	.252	18
2013	GCL Tigers#	.321	7	28	3	9	11	2	0	0	2	1	0	0	1	5	0	0	.345	.393	1
	Lakeland	.215	37	149	19	32	44	5	2	1	12	4	0	0	10	19	1	0	.264	.295	7
2014	Lakeland	.252	41	159	30	40	53	8	1	1	8	3	1	1	23	34	2	1	.348	.333	5
	Erie	.305	90	292	45	89	129	23	1	5	32	4	3	3	40	36	8	5	.391	.442	14
2015	Toledo	.261	127	509	61	133	169	22	1	4	48	15	3	4	36	85	15	3	.313	.332	16
	DETROIT	.235	24	68	6	16	19	3	0	0	5	3	0	0	7	14	1	0	.307	.279	2
2016	Toledo	.266	131	492	59	131	175	28	2	4	48	10	3	6	58	75	17	5	.349	.356	17
	DETROIT	.100	8	10	1	1	1	0	0	0	0	0	0	0	3	4	0	0	.308	.100	0
2017	DETROIT	.259	73	166	17	43	53	5	1	1	11	2	1	10	32	1	0	.302	.319	4	
MINOR LEAGUE TOTALS		.246	789	2902	390	715	919	116	14	20	253	70	18	25	314	456	131	35	.323	.317	125
MAJOR LEAGUE TOTALS		.246	105	244	24	60	73	8	1	1	16	5	2	1	20	50	2	0	.303	.299	6

TRANSACTIONS

- Signed by the Tigers as a non-drafted free agent on July 2, 2008
- On disabled list, April 4-May 21, 2013 (right hamstring strain)
- On disabled list, May 25-July 11, 2013 (right hamstring strain)
- On disabled list, August 24-September 3, 2013 (right ankle sprain)
- On paternity list, September 12-15, 2017

CAREER FIELDING

	G	TC	PO	A	E	DP	PCT
Second Base	29	76	23	51	2	12	.974
Third Base	5	11	5	6	0	1	1.000
Shortstop	62	220	93	123	4	26	.982

CAREER HIGHS

- Hits:** 3 - May 27, 2017 at Chicago (AL)
- Home Runs:** 1 - July 6, 2017 vs. San Francisco
- RBI:** 3 - June 2, 2017 vs. Chicago (AL)
- Stolen Bases:** 1 (twice) - last, August 24, 2017 vs. New York (AL)
- Hitting Streak:** 7 - May 25-June 8, 2017



8

MIKIE MAHTOOK

HT: 6-1 WT: 216 BT: R TH: R BORN: 11/30/1989 IN LAFAYETTE, LA

OUTFIELDER

Opening Day Age: 28

Residence: Baton Rouge, LA

Major League Service: 2.011

Signed Through: 2018

How Obtained: Acquired by the Tigers from Tampa Bay in exchange for a player to be named later (Drew Smith) on January 18, 2017.

SEASON HIGHLIGHTS

Established career highs with 50 runs scored, 96 hits, 15 doubles, six triples, 12 home runs and 38 RBI in 2017 as he played in 109 games with the Tigers.

- Finished the season tied for third in the American League with six triples.
- Hit a game-tying pinch hit RBI double in the eighth inning on April 7 vs. Boston – marked his first hit with the Tigers and the first pinch hit of his Major League career.
- Played in 18 games during the month of June and batted .333 (17x51) with five runs scored, two doubles, one triple, two home runs and seven RBI.
- Hit a go-ahead, two-run home run in the ninth inning on July 19 at Kansas City...was his second career go-ahead homer in the ninth inning (other, August 26, 2016 at Houston).
- Committed his first error of the season on July 20 at Kansas City, snapping his errorless streak at 123 games, dating back to September 20, 2015 vs. Baltimore.
- Had a career-long, 11-game hitting streak from July 15-26...hit .381 (16x42) with eight runs scored, six extra-base hits and five RBI during the streak.
- Named Tigers Player of the Month for July after hitting .346 (27x78) with 17 runs scored, five doubles, two triples, two home runs and nine RBI in 23 games...ranked seventh in the American League with a .346 batting average during the month, while he was eighth with a .422 on-base percentage.
- Reached base safely in a career-best 18 straight games from July 16-August 3...had a .465 on-base percentage during the streak.
- Posted multiple hits in a career-long five straight games from August 8-12.
- Notched his first career walk-off hit on September 15 vs. Chicago (AL) with a RBI single.

Played in 65 games during two separate stints with Tampa Bay in 2016.

- Started 17 games in right field, 17 games in center field and 16 games in left field for the Rays -- was one of two Major League players to start at least 15 games at all three outfield positions, joining New York (AL)'s Aaron Hicks.
- Began the season by hitting safely and scoring a run in each of his first seven games, hitting .379 (11x29) with eight runs scored, one double, three triples and two RBI.
- Sideline from April 20-May 13 with a right back strain.
- Sideline from June 21-August 6 with a left hand fracture.
- Hit his first homer of the season at the Major League level on August 26 at Houston, snapping a 114 at-bat homerless drought...became the first Ray to hit a go-ahead homer with two outs in the ninth inning since Evan Longoria on May 11, 2013 vs. San Diego.

Saw time at both Triple A Durham and Tampa Bay in 2015, combining to play in 139 games.

- Led all American League rookies (min. 100 at-bats) with a .619 slugging percentage and .970 OPS, while he was third with a .295 (31x105) batting average.
- Hit nine home runs in his first 41 career games, which were the second most by a Tampa Bay player, trailing only Elijah Dukes, who hit 10 home runs in his first 41 career games in 2007.
- Made his Major League debut on April 10 at Miami, going 0x1.
- Picked up his first Major League hit on April 15 at Toronto, hitting a two-run home run off of Mark Buehrle...the second hit of his Major League career was also a home run on June 7 at Seattle off of Mike Montgomery.
- Stole a base in three straight games from September 14-16 vs. New York (AL) -- became the first Ray with a stolen base in three straight games since Ben Zobrist did so from July 18-20, 2012.
- Established a Rays rookie record with five hits on September 18 vs. Baltimore, going 5x5 with two doubles...marked the eighth time in franchise history that a player has had five hits and the third time the feat has occurred at Tropicana Field.
- Hit five home runs in his final 23 at-bats of the season, including homering in four straight starts -- became the first Rays rookie to do that and only the fifth Rays player ever, joining Carlos Peña (6 straight starts, 2010), Julio Lugo (4, 2003), Jose Canseco (5, 1999) and Fred McGriff (4, 1999).



2018 TIGERS

- Finished the month of September with a .356 (21x59) batting average, which was the second-highest ever by a Tampa Bay rookie in a calendar month, trailing only Rocco Baldelli, who hit .368 in April, 2003.
- Rated as the sixth-best prospect in the Rays organization by *Baseball America* following the season.

Selected the Most Valuable Player of Triple A Durham in **2014** after leading the team with a .292 (143x489) batting average, 143 hits, six triples, 68 RBI, 224 total bases, .458 slugging percentage, .362 on-base percentage and 18 stolen bases.

- Selected to the International League Midseason All-Star Team and was named an Organizational All-Star by MiLB.com.
- Ranked fourth in the International League with 224 total bases, while he was fifth with 143 hits -- hit .387 (48x124) vs. lefties, which was the second-best average in the International League (min. 100 at-bats).
- Had 11 straight hits (and a walk) over three games from April 13-15 -- recorded a five-hit game on April 14 at Charlotte and four-hit game on April 15 at Charlotte.
- Posted a 10-game hitting streak from April 9-19 -- hit .488 (20x41) with five runs scored, two doubles, three triples and five RBI during the streak.
- Named the Rays Minor League Player of the Month for May after hitting .351 (33x94) with nine runs scored, 15 doubles, one triple, two home runs and 19 RBI in 24 games.
- Ranked as the sixth-best prospect in the Tampa Bay organization and rated as having the best strike zone discipline in the International League by *Baseball America* following the season.

Spent the entire **2013** season with Double A Montgomery, playing in 132 games.

- Led the Biscuits in runs scored (71), doubles (30) and stolen bases (25) -- ranked second in the Southern League with 511 at-bats and fifth with eight triples.
- Selected to the Southern League Midseason All-Star Team.
- Hit safely in 12 straight games from April 25-May 8 -- hit .341 (15x44) with nine runs scored, two doubles, three triples, one home run and 13 RBI during the 12-game streak.

Completed his first professional season in **2012**, seeing time at both Single A Charlotte and Double A Montgomery.

- Named to the Florida State League Midseason All-Star Team.
- Ranked ninth in the FSL with a .290 (99x341) batting average.
- Compiled a nine-game hitting streak from May 7-17 -- hit .424 (14x33) with six runs scored, six doubles and three RBI during the streak...recorded two hits in four consecutive games from May 9-14.
- Hit the first home run of his professional career and drove in four runs on May 21 vs. Brevard County.
- Ranked as the 12th-best prospect in the Tampa Bay organization by *Baseball America* following the season.

Selected by the Rays in the first round (31st overall) of the **2011** Major League Baseball First-Year Player Draft.

- Played with the Surprise Saguaros of the Arizona Fall League and hit .338 (23x68) with 15 runs scored, three doubles, one triple, three home runs and 14 RBI in 18 games -- selected to play in the AFL Rising Stars Game.
- Rated as the 10th-best prospect in the Rays organization by *Baseball America* following the season.

PERSONAL/MISCELLANEOUS

- Resides in Baton Rouge, LA during the offseason.
- Participates in the Tigers Dreams Come True program, participated in the PLAY Campaign and attended the Tigers Winter Caravan.
- In January **2015**, he launched the Mikie Mahtook Foundation, a non-profit organization dedicated to the education and prevention of heart disease...in January **2018**, they hosted "LSU Baseball Legends for Charity", a gala that raised \$100,000 for several organizations devoted to that cause...his father, Mike, passed away of a heart attack at age 32, when Mikie was only four years old...Mikie writes his father's football uniform number (54) on his cleats.
- Played three seasons at Louisiana State University and helped the Tigers to the national championship as a freshman in **2009** -- currently ranks second in school history with 12 triples and sixth with 60 stolen bases...finished his career with an active streak of 70 straight games reaching base safely.



2018 TIGERS



MICHAEL ANTHONY MAHTOOK'S CAREER RECORD

Year	Club	AVG	G	AB	R	H	TB	2B	3B	HR	RBI	SH	SF	HB	BB	SO	SB	CS	OBP	SLG	E
2012	Charlotte	.290	92	341	44	99	143	15	7	5	37	0	6	10	29	71	19	6	.358	.419	10
	Montgomery	.248	39	153	17	38	62	10	1	4	25	0	2	3	11	31	4	3	.308	.405	1
2013	Montgomery	.254	132	511	71	130	197	30	8	7	68	0	4	10	43	102	25	8	.322	.386	8
2014	Durham	.292	132	489	56	143	224	33	6	12	68	0	5	10	46	137	18	5	.362	.458	5
2015	Durham	.249	98	385	35	96	141	27	3	4	45	0	2	9	22	98	10	1	.304	.366	1
	Tampa Bay	.295	41	105	22	31	65	5	1	9	19	1	0	3	6	31	4	3	.351	.619	1
2016	GCL Rays#	.333	1	3	0	1	1	0	0	0	0	0	0	0	1	1	0	0	.500	.333	0
	Charlotte#	.400	3	10	1	4	4	0	0	0	0	0	0	0	1	1	0	0	.455	.400	0
	Durham	.305	27	105	16	32	46	5	3	1	7	0	1	2	12	24	5	1	.383	.438	1
	Tampa Bay	.195	65	185	16	36	54	9	0	3	11	1	1	2	7	68	0	1	.231	.292	0
2017	DETROIT	.276	109	348	50	96	159	15	6	12	38	0	2	6	23	79	6	0	.330	.457	2
MINOR LEAGUE TOTALS		.272	524	1997	240	543	8181	120	28	33	250	0	20	44	165	465	81	24	.338	.410	26
DETROIT TOTALS		.276	109	348	50	96	159	15	6	12	38	0	2	6	23	79	6	0	.330	.457	2
MAJOR LEAGUE TOTALS		.255	215	638	88	163	278	29	7	24	68	2	3	11	36	178	10	4	.305	.436	3

TRANSACTIONS

- Selected by Florida in the 39th round of the June 2008 draft, but did not sign
- Selected by Tampa Bay in the first round (31st overall) of the June 2011 draft
- On disabled list, April 20-May 13, 2016 (right back strain)
- On disabled list, June 21-August 6, 2016 (left hand fracture)
- Acquired by the Tigers from Tampa Bay in exchange for a player to be named later (Drew Smith) on January 18, 2017

CAREER FIELDING

	G	TC	PO	A	E	DP	PCT
Outfield	202	403	393	7	3	3	.993

CAREER HIGHS

- Hits:** 5 - September 18, 2015 vs. Baltimore
- Home Runs:** 1 (24 times) - last, September 17, 2017 vs. Kansas City
- RBI:** 3 (twice) - last, June 25, 2017 at San Diego
- Stolen Bases:** 1 (10 times) - last, September 18, 2017 vs. Oakland
- Hitting Streak:** 11 - July 15-26, 2017



12

LEONYS MARTIN

HT: 6-2 WT: 200 BT: L TH: R BORN: 3/6/1988 IN VILLA CLARA, CU

OUTFIELDER

Opening Day Age: 30 Residence: Weston, FL

Major League Service: 4.161 Signed Through: 2018

How Obtained: Signed by the Tigers as a free agent on December 5, 2017

SEASON HIGHLIGHTS

- Began the **2017** season with the Seattle Mariners, before being acquired by the Chicago Cubs on August 31.
- Hit safely in 12 straight games with Triple A Tacoma from July 15-27...batted .340 (17x50) with eight runs scored, three doubles, one triple, one home run and eight RBI during the streak.
 - Posted a .333 (71x213) batting average with 41 runs scored, 16 doubles, three triples, seven home runs and 28 RBI in 51 games with Tacoma in June and July.
 - Made his first career pitching appearance in his Cubs debut on September 4 at Pittsburgh, allowing two runs in 0.2 innings...marked his first career pitching appearance.
 - Notched his first hit and RBI with the Cubs on September 9 vs. Milwaukee, going 1x3 with a RBI double.

Established career highs in runs scored (72), home runs (15), walks (44) and total bases (196) in **2016**, as he completed his first season with Seattle.

- Was one of four center fielders in the Majors to record at least 15 home runs and 20 stolen bases, joining Ian Desmond, Odubel Herrera and Mike Trout.
- Ranked second among American League center fielders with 11 outfield assists, trailing only Boston's Jackie Bradley Jr., who had 13 outfield assists.
- Had 24 stolen bases during the season, marking his third season with 20-or-more steals in the last four years.
- Tied a career high with four hits on May 22 at Cincinnati...also had four hits on September 12 at Los Angeles (AL).



2018 TIGERS

- Hit his second career walk-off home run on May 24 vs. Oakland...also hit a walk-off homer on July 20 vs. Chicago (AL), becoming one of only 14 players in Mariners club history with multiple walk-off homers in a season.
- Played in 22 games during the month of May and hit .320 (24x75) with 14 runs scored, one double, five home runs and 10 RBI.
- Sidelined from May 26-June 10 with a left hamstring strain.
- Recorded his second career multi-homer game on July 20 vs. Chicago (AL).
- Had a career-high three doubles and went 4x4 with three runs scored on September 12 at Los Angeles (AL).

Spent most of the **2015** season in the Majors, appearing in 95 games with the Rangers.

- Ranked tied for fifth in the American League with 13 outfield assists.
- Hit .198 (24x121) in first 31 games of the season...batted .347 (26x75) over the next 23 games...hit .141 (13x92) over his final 41 games of the season.
- Hit a pair of home runs and went 4x4 with Triple A Round Rock on August 6 at New Orleans.
- Sidelined from August 14-September 20 with a right hand hamate fracture...underwent surgery on August 26 to remove hamate bone.

Played in a career-high 155 games with Texas in **2014**.

- Led the American League and ranked second in the Majors (Dee Gordon, 20) with 17 bunt hits...also ranked second in the American League with 32 infield hits, tied for fifth with 31 stolen bases, tied for sixth with 11 outfield assists and tied for eighth with seven triples.
- Paced all Major League outfielders with 434 total chances and 415 putouts...set the franchise record for outfield putouts and tied the record for total chances.
- Swiped 31 bases, marking his second consecutive season with 30-or-more steals...became the seventh Texas player with consecutive seasons of 30-or-more stolen bases.
- Established a career high with four hits on August 12 vs. Tampa Bay.
- Finished the month of August with a .315 (28x89) batting average, nine runs scored, one double, one home run and six RBI in 26 games.

Stole a career-high 36 bases in **2013** with Texas.

- Led the American League with 11 bunt hits, while he ranked second with 12 sacrifice bunts, fifth with 36 stolen bases, tied for sixth with six triples and eighth with 25 infield hits.
- Ranked third in the Majors with 14 outfield assists, which were the most by a Texas outfielder since Ruben Sierra had 15 outfield assists in 1991.
- Hit his first Major League home run on April 12 vs. Seattle.
- Posted a .317 (20x63) batting average with nine runs scored, three doubles, three triples, one home run and seven RBI in 25 games during May.
- Recorded his first career multi-homer game on June 25 at New York (AL).
- Had a career-high, 15-game hitting streak from June 15-July 2...hit .415 (22x53) with 13 runs scored, four doubles, two home runs and five RBI during the streak.

Combined to play in 79 games between Triple A Round Rock and Texas in **2012**.

- Sidelined from May 2-June 7 with a left thumb ligament injury.
- Had a double and triple in the same game with Texas on June 24 vs. Colorado and June 27 vs. Detroit, becoming the fourth player since 1918 to accomplish that twice in first 14 MLB games, joining Washington's Babe Ganzel in 1927, Philadelphia's Johnny Blatnik in 1948 and Minnesota's Gary Ward in 1980.
- Had a 12-game hitting streak from August 5-22...hit .444 (24x54) with 17 runs scored, four doubles, one triple, five home runs and 15 RBI during that stretch.
- Named the Texas Minor League Player of the Month for August after hitting .379 (39x103) with 29 runs scored, nine doubles, one triple, seven home runs and 20 RBI in 24 games.
- Played in 37 games with Tigres del Licey in the Dominican Winter League and hit .253 (37x146) with 22 runs scored, five doubles, one triple, four home runs and 19 RBI.
- Ranked as the fourth-best prospect in the Texas organization, the 97th-best prospect overall in baseball and the 17th-best prospect in the Pacific Coast League by *Baseball America* following the season.

Saw Major League action in his first season of professional baseball in **2011**.

- Named to the Texas League Midseason All-Star Team.
- On the temporarily inactive list from May 4-12.
- Made his professional debut on May 12 with Double A Frisco vs. Corpus Christi.
- Sidelined from June 9-29 with lower back tightness.
- Made his Major League debut on September 2 at Boston after appearing in just 73 Minor League games, the fewest pro games by any Texas player prior to his big league debut since Pete Incaviglia, who went directly from college to the Majors in 1986...pinch hit for Josh Hamilton in the eighth inning and singled on the second pitch he saw from Tim Wakefield in his first plate appearance.
- Received his first Major League start on September 24 vs. Seattle and became the first Texas player with two runs scored and three total bases in his first start since Ruben Mateo on June 12, 1999 vs. Colorado.



- Played in eight games with Surprise in the Arizona Fall League and hit .290 (9x31) with six runs scored, two doubles, one triple, one home run and seven RBI.
- Rated as the fourth-best prospect in the Texas organization, the 79th-best prospect overall in baseball and the 13th-best prospect in the Pacific Coast League by *Baseball America* following the season.

Played for Cuba in the **2009** World Baseball Classic, hitting .286 (2x7) with three runs scored in five games.

PERSONAL/MISCELLANEOUS

- Resides in Weston, FL in the offseason.

LEONYS MARTIN'S CAREER RECORD

Year	Club	AVG	G	AB	R	H	TB	2B	3B	HR	RBI	SH	SF	HB	BB	SO	SB	CS	OBP	SLG	E
2011	AZL Rangers#	.267	4	15	2	4	8	0	2	0	1	0	0	0	1	6	0	1	.313	.533	1
	Frisco	.348	29	112	24	39	64	9	2	4	24	4	1	3	15	8	10	8	.435	.571	1
	Round Rock	.263	40	175	27	46	55	7	1	0	17	2	1	3	11	24	9	2	.316	.314	3
	Texas	.375	8	8	2	3	4	1	0	0	0	0	0	0	0	1	0	0	.375	.500	0
2012	Round Rock	.359	55	231	48	83	141	18	2	12	42	2	1	2	24	39	10	9	.422	.610	6
	Texas	.174	24	46	6	8	17	5	2	0	6	1	1	0	4	12	3	0	.235	.370	0
2013	Texas	.260	147	457	66	119	176	21	6	8	49	12	3	8	28	104	36	9	.313	.385	5
2014	Texas	.274	155	533	68	146	194	13	7	7	40	7	2	2	39	114	31	12	.325	.364	8
2015	Round Rock	.297	9	37	7	11	20	3	0	2	4	0	1	0	5	4	2	1	.372	.541	0
	Texas	.219	95	288	26	63	90	12	0	5	25	3	1	2	16	69	14	5	.264	.313	1
2016	Seattle	.247	143	518	72	128	196	17	3	15	47	4	7	3	44	149	24	6	.306	.378	3
2017	Tacoma	.306	88	360	63	110	177	24	5	11	39	0	3	3	21	89	25	6	.346	.492	5
	Seattle	.174	34	115	12	20	33	2	1	3	8	0	0	2	5	29	6	4	.221	.287	1
	Chicago (NL)	.154	15	13	2	2	3	1	0	0	1	0	0	0	3	4	1	0	.313	.231	0
MINOR LEAGUE TOTALS		.315	225	930	171	293	465	61	12	29	127	8	7	11	77	170	56	27	.372	.500	16
AL TOTALS		.248	606	1965	252	487	710	71	19	38	175	27	14	17	136	478	114	36	.300	.361	18
NL TOTALS		.154	15	13	2	2	3	1	0	0	1	0	0	0	3	4	1	0	.313	.231	0
MAJOR LEAGUE TOTALS		.247	621	1978	254	489	713	72	19	38	176	27	14	17	139	482	115	36	.300	.360	18

TRANSACTIONS

- Signed by Texas as a free agent on May 4, 2011
- On temporarily inactive list, May 4-12, 2011
- On disabled list, June 9-29, 2011 (lower back tightness)
- On disabled list, May 2-June 7, 2012 (left thumb ligament injury)
- On disabled list, August 14-September 20, 2015 (right hand hamate fracture)
- Acquired by Seattle along with Anthony Bass from Texas in exchange for James Jones, Tom Wilhelmson and a player to be named later (Patrick Kivlehan) on November 16, 2015
- On disabled list, May 26-June 10, 2016 (left hamstring strain)
- Acquired by Chicago from Seattle in exchange for a player to be named later or cash considerations on August 31, 2017
- Signed by the Tigers as a free agent on December 5, 2017

WORLD BASEBALL CLASSIC RECORD

Year	Club	AVG	G	AB	R	H	TB	2B	3B	HR	RBI	SH	SF	HB	BB	SO	SB	CS	OBP	SLG	E
2009	Cuba	.286	5	7	3	2	2	0	0	0	0	0	0	1	0	3	0	0	.375	.286	0
WBC TOTALS		.286	5	7	3	2	2	0	0	0	0	0	0	1	0	3	0	0	.375	.286	0

DIVISION SERIES RECORD

Year	Club/Opp.	AVG	G	AB	R	H	TB	2B	3B	HR	RBI	SH	SF	HB	BB	SO	SB	CS	OBP	SLG	E
2017	CHC vs. WSH	.000	3	2	1	0	0	0	0	0	0	0	0	0	1	0	0	0	.000	.000	0
DIVISION SERIES TOTALS		.000	3	2	1	0	0	0	0	0	0	0	0	0	1	0	0	0	.000	.000	0

LEAGUE CHAMPIONSHIP SERIES RECORD

Year	Club/Opp.	AVG	G	AB	R	H	TB	2B	3B	HR	RBI	SH	SF	HB	BB	SO	SB	CS	OBP	SLG	E
2017	CHC vs. LAD	.000	2	1	0	0	0	0	0	0	0	0	0	0	0	0	0	0	.000	.000	0
LCS TOTALS		.000	2	1	0	0	0	0	0	0	0	0	0	0	0	0	0	0	.000	.000	0

CAREER FIELDING

	G	TC	PO	A	E	DP	PCT
Pitcher	1	1	1	0	0	0	1.000
Outfield	596	1501	1432	51	18	9	.988

CAREER HIGHS

Hits: 4 (three times) - last, September 12, 2016 at Los Angeles (AL)

Home Runs: 2 (twice) - last, July 20, 2016 vs. Chicago (AL)

RBI: 4 (twice) - last, April 18, 2014 vs. Chicago (AL)

Stolen Bases: 3 (twice) - August 7, 2013 at Los Angeles (AL)

Hitting Streak: 15 - June 15-July 2, 2013

TWO HOME RUN GAMES (2)

June 25, 2013 at New York (AL)

July 20, 2016 vs. Chicago (AL)




41

VICTOR MARTINEZ

HT: 6-2 WT: 235 BT: S TH: R BORN: 12/23/1978 IN CIUDAD BOLIVAR, VZ

DESIGNATED HITTER

Opening Day Age: 39 **Residence:** Orlando, FL
Major League Service: 14.114 **Signed Through:** 2018
How Obtained: Signed by the Tigers as a free agent on November 14, 2014

CAREER HIGHLIGHTS

The 2018 season will mark Martinez's eighth with the Tigers...marks the final year of a four-year contract he agreed to terms on with the club on November 14, 2014.

- Five-time American League All-Star selection with the Cleveland Indians (2004, 2007, 2009), Boston Red Sox (2010) and Detroit Tigers (2014).
- Won two American League Silver Slugger Awards with the Indians (2004) and Tigers (2014).
- Named the American League Player of the Month once during his career.
- Selected the American League Player of the Week five times during his career.
- Finished second in voting conducted by the Baseball Writers Association of America for the 2014 American League Most Valuable Player Award.
- Played for Venezuela during the World Baseball Classic in 2006 and 2017.
- Selected to participate in the Futures Game held prior to Major League Baseball's All-Star Game in 2002 at Miller Park in Milwaukee.

SEASON HIGHLIGHTS

Appeared in 107 games with the Tigers in **2017**.

- Finished the month of May with a .318 (28x88) batting average with 12 runs scored, six doubles, four home runs and 16 RBI.
- Sidelined from June 16-28 with an irregular heartbeat.
- Notched the 2,000th hit of his Major League career on July 7 at Cleveland, becoming one of 12 active players in the majors to have at least 2,000 career hits -- he joined Ichiro Suzuki, Adrian Beltre, Albert Pujols, Carlos Beltrán, Miguel Cabrera, Robinson Canó, José Reyes, Matt Holliday, Nick Markakis, Brandon Phillips and Adrian Gonzalez...Martinez also became the eighth Venezuelan-born player to reach the 2,000 hit mark.
- Belted a pair of home runs on July 21 at Minnesota...marked his 11th career multi-homer game.
- Hit the 400th double of his Major League career on August 2 at New York (AL)...became the sixth Venezuelan-born player and the ninth active player to reach 400 career doubles.
- Sidelined from August 27 through the end of the season with an irregular heartbeat.
- Played in seven games with Team Venezuela in the World Baseball Classic, hitting .136 (3x22) with two runs scored, one home run and two RBI.

Finished the **2016** season with 27 home runs, marking the third time in his career he has hit 25-or-more home runs in a season (last, 32 in 2014).

- Ranked tied for eighth in the American League with eight intentional walks.
- Hit a pinch hit home run in back-to-back games to start the season on April 5 and April 6 at Miami... according to the Elias Sports Bureau, Martinez became the first player since 1900 to hit a pinch hit home run in his club's first two games of the season, while he became the first Tigers player to homer in the first two games of the season since Brandon Inge hit a home run in the first three games of 2009.
- Recorded the 1,000th RBI of his Major League career on April 20 at Kansas City, driving in Ian Kinsler with a sixth inning RBI single -- became the fifth Venezuelan-born player in MLB history to record 1,000 RBI, joining Miguel Cabrera (1,553), Andres Galarraga (1,425), Bobby Abreu (1,363) and Magglio Ordoñez (1,236).
- Named American League Player of the Week for the week ending May 2 after hitting .519 (14x27) with five doubles, three home runs and eight RBI in seven games -- marked his fifth career American League Player of the Week Award and his first since May 15, 2011.
- Belted three solo home runs on June 16 at Kansas City -- marked Martinez's second career three-homer game (other, July 16, 2004 at Seattle)...according to the Elias Sports Bureau, Martinez, at 37 years, 176 days old, became the second-oldest Tigers player to hit three homers in a game, trailing Ty Cobb, who hit three homers on May 5, 1925 vs. the St. Louis Browns at 38 years and 138 days old...Martinez also



homered from both sides of the plate in the game, becoming the first Tiger to accomplish that feat since Carlos Guillen on September 23, 2009 at Cleveland.

- Blasted a pair of three-run homers on July 1 at Tampa Bay – drove in a season-high six RBI, which was the second-highest, single-game total of his career, trailing only a seven-RBI performance on July 16, 2004 at Seattle.
- Hit his 20th home run of the season in the 15th inning on August 9 at Seattle -- marked the seventh time in his career and first time since 2014 that he has hit 20-or-more homers in a season...Martinez's homer was the first by a Tigers player in the 15th inning-or-later since May 16, 1978 vs. Seattle, when Lance Parrish hit a two-run walk-off homer.
- Belted his third pinch hit homer of the season in the first game of the doubleheader on September 22 at Minnesota -- became the 12th player in club history to hit three pinch hit homers in a season and the first since Larry Herndon in 1986.
- Ranked fourth in the American League with a .322 (88x273) road batting average...hit .257 (72x280) at Comerica Park.

Completed his fifth season with the Tigers in **2015**, appearing in 120 games.

- Sidelined from May 19-June 19 with left knee inflammation.
- Hit .326 (14x43) with seven runs scored, four doubles, one home run and 10 RBI in the month of June.
- Hit safely in 20-of-25 games from June 19-July 19 and hit .330 (35x106) with 16 runs scored, nine doubles, five home runs and 17 RBI during the stretch.
- Blasted a pair of home runs on August 6 vs. Kansas City, hitting a three-run home run in the third inning and a two-run homer in the fifth inning -- marked the seventh multi-homer game of his career (last, September 17, 2010 vs. Toronto) and his first with the Tigers...also drove in five runs, marking his sixth career game with five-or-more RBI (last, August 20, 2014 at Tampa Bay).
- Hit the 200th home run of his Major League career on September 23 vs. Chicago (AL) -- became the sixth Venezuelan-born player to hit 200 career home runs.

Selected to the American League All-Star squad for the fifth time in his career as he established a career high with 32 home runs for the Tigers in **2014**.

- Led the American League with a .409 on-base percentage and 28 intentional walks, while he was second with a .335 batting average and a .565 slugging percentage, third with 57 multi-hit games, tied for fourth with 188 hits and 15 game-winning RBI, fifth with 317 total bases, seventh with 65 extra-base hits, tied for seventh with 103 RBI, eighth with 32 home runs and 10th with a .326 batting average with runners in scoring position.
- Ranked as the toughest batter in the league to strikeout, fanning once every 15.26 plate appearances.
- Finished second in voting conducted by the Baseball Writers Association of America for the 2014 AL Most Valuable Player Award.
- Named Tiger of the Year by the Detroit chapter of the BBWAA.
- Tabbed as having the best strike zone judgement in the American League by *Baseball America*.
- Named King Tiger by the Mayo Smith Society following the season.
- Became the first player since Barry Bonds in 2004 to blast 30-or-more home runs and strike out 45-or-fewer times in a season.
- Recorded 100-or-more RBI for the fifth time in his career and second season with the Tigers -- also accomplished the feat in 2011, 2009, 2007 and 2004.
- Had a season-high, 11-game hitting streak April 25-May 8 -- batted .405 (17x42) during that stretch.
- Hit .372 (42x113) with 17 runs scored, 10 doubles, nine home runs and 21 RBI during May -- ranked second in the AL with 42 hits, fourth with a .372 batting average, tied for fourth with nine home runs, tied for fifth with 10 doubles and tied for eighth with 21 RBI during the month.
- Tabbed the American League and Tigers Player of the Month for August after batting .350 (41x117) with 20 runs scored, five doubles, six home runs and 30 RBI during the month -- led the American League with 30 RBI, while he was tied for first with 41 hits, seventh with a .350 batting average and tied for seventh with six home runs...it marked the first American League Player of the Month selection of his career.
- Batted .378 (34x106) with 15 runs scored, seven doubles, five home runs and 15 RBI in 26 games in September -- ranked fifth in the American League with a .378 batting average during the month.
- Ranked second in the American League with a .371 (53x143) batting average vs. lefties...ranked third with a .323 (135x418) batting average against righthanded pitchers.
- Ranked fifth in the American League with a .324 (88x272) batting average at home...led the American League with a .346 (100x289) average on the road.

Returned to the Tigers lineup in **2013** after he was sidelined all of 2012 with microfracture surgery and repairs to both the medial and lateral meniscus in his left knee -- appeared in a career-high 159 games on the season.

- Ranked as the second-toughest batter in the league to strike out, fanning once every 10.77 plate appearances.
- Hit his third career grand slam on June 22 vs. Boston -- drove in a season-high five runs that same game.
- Had a season-high, 14-game hitting streak June 29-July 12 -- batted .446 (25x56) during that stretch.
- Batted .390 (41x105) with 11 doubles, three home runs and 20 RBI in 26 games during July -- finished



2018 TIGERS

first in the American League with 41 hits, while he was second with a .390 average, and fourth with a .429 on-base percentage during the month.

- Collected the 300th double of his Major League career on August 8 vs. Cleveland.
- Batted .386 (44x114) with six doubles, two home runs and 13 RBI in 29 games during August -- ranked first in the American League with 44 hits and a .386 average during that stretch.
- Batted .258 (91x353) in 93 games prior to the All-Star break...led the American League with a .361 (91x252) batting average following the break.
- Established a new franchise record with nine hits in the American League Division Series vs. Oakland.
- Batted .405 (17x42) in 11 games during the Tigers postseason run -- his .405 average ranks third among all postseason performances in franchise history, trailing only Sean Casey (.423 in 2006) and Alan Trammell (.419 in 1984).

Sidelined for the entire **2012** season after he underwent microfracture surgery and repairs to both the medial and lateral meniscus in his left knee on January 27, a procedure performed by Dr. Richard Steadman in Vail, CO.

- Dr. Richard Steadman assessed the stability of the ACL in the left knee of Martinez on April 4 and decided reconstruction surgery was not necessary...Dr. Steadman then performed a procedure to help aid in the healing of the ACL.

Finished fourth in the American League with a .330 batting average during his first season with the Tigers in **2011** after signing as a free agent during the offseason.

- Tied for eighth in the American League with a .380 on-base percentage, while he tied for 10th with 103 RBI...second-toughest batter in the league to strike out, fanning once every 11.7 plate appearances...drove in a run every 5.2 at-bats, tied for sixth-best in the league.
- Collected 103 RBI during his first season with the Tigers -- marked fourth time he has finished with 100-or-more RBI during his Major League career.
- Compiled a season-high, 13-game hitting streak April 15-May 14, batting .468 (22x47) with six doubles, two home runs and 15 RBI.
- Sidelined April 19-May 5 with a strained right groin.
- Drove in three-or-more runs in three straight games May 9-11 -- first Tigers player to do so since Dan Gladden accomplished the feat for the club August 10-12, 1993...he accomplished the feat a second time during the season, finishing with three-or-more RBI in three straight games September 5-7.
- Tabled the American League Player of Week for May 9-15 -- hit .579 (11x19) with four doubles, two home runs and 11 RBI in five games.
- Hit .337 (29x86) with nine doubles, three home runs and 19 RBI in 24 games during May -- tied for third in the American League with nine doubles during the month.
- Batted .429 (27x63) with four doubles, a home run and 16 RBI over a 17-game stretch June 10-28.
- Hit .370 (37x100) with eight doubles, a home run and 18 RBI in 27 games during June -- ranked fifth in the American League with a .370 batting average and 37 hits during the month, while he tied for seventh with eight doubles.
- Batted .360 (36x100) with 10 doubles, four home runs and 26 RBI in 26 games during September -- ranked second in the American League with 26 RBI during the month, while he tied for fourth with 10 doubles and finished eighth with a .360 batting average.
- Batted .394 (61x155) with runners in scoring position, leading the American League.
- Collected three hits in Game Six of the American League Championship Series on October 15 at Texas -- matched the franchise record for hits by a Tigers player during an ALCS game.

Selected to the American League's All-Star squad for the fourth time in his career during the **2010** season with the Boston Red Sox.

- Fanned once every 10.3 plate appearances, the seventh-toughest batter to strike out in the American League.
- Collected the 1,000th hit of his Major League career on May 8 vs. New York (AL), a two-run home run off CC Sabathia.
- Equaled a career high with five hits on June 1 vs. Oakland.
- Sidelined June 28-July 26 with a left thumb fracture.
- Ranked ninth in the American League with a .354 batting average (28x79) in 22 games during June.
- Compiled a season-high, 13-game hitting streak September 14-28, batting .415 (22x53) with two doubles, a triple, four home runs and 14 RBI.
- Batted .333 (36x108) with five doubles, a triple, seven home runs and 25 RBI in 27 games during September -- tied for second in the American League with 25 RBI during the month, while he tied for fifth with seven home runs.
- Led all American League players with a .400 batting average (62x155) against lefthanded pitchers...batted .257 (87x338) vs. righthanded pitchers.

Combined to hit .303 (178x588) with 23 home runs and 108 RBI in 155 games with the Cleveland Indians and Red Sox during the **2009** season as he was selected to the American League's All-Star squad for third time in his career...acquired by the Red Sox from the Indians in a four-player deal on July 31.

- Tied for fifth in the American League with 108 RBI.



- Selected to *Baseball America's* Second-Team Major League All-Star squad following the season.
- Compiled a 15-game hitting streak from April 21-May 6, batting .433 (26x60) with six doubles, a triple, two home runs and 12 RBI.
- Ranked second in the American League with a .386 (34x88) batting average in 22 games during April.
- Connected for the 100th home run of his Major League career on June 19 at Chicago (NL), a three-run shot off Rich Harden.
- Equaled a career high with five hits on August 2 at Baltimore.
- Established a career best with a 25-game hitting streak from August 28-September 26, batting .358 (34x95) with six doubles, two home runs and 17 RBI.
- Ranked fifth in the American League with a .363 (33x91) batting average in 25 games during September.

Limited to 73 games with Cleveland during the **2008** season as he was sidelined June 12-August 29 with right elbow inflammation.

- Compiled a season-high, 15-game hitting streak from April 17-May 4, batting .344 (21x61).
- Ranked second in the American League with a .350 (28x80) batting average during April.
- Underwent surgery to have loose bodies removed from his elbow joint on June 13, a procedure performed by Dr. Mark Schickendantz in Cleveland.

Finished seventh in the American League with a career-high 114 RBI for Cleveland during the **2007** season as he was selected to the league's All-Star squad for the second time in his career.

- Finished 10th in the American League with a .505 slugging percentage.
- Selected to *Baseball America's* Second-Team Major League All-Star squad following the season.
- Hit .349 (38x109) with 11 doubles, five home runs and 19 RBI in 28 games during June.
- Posted an 11-game hitting streak from September 4-16, batting .349 (15x43).
- Hit .356 (52x146) with runners in scoring position, eighth-best in the American League.

Finished 10th in the American League with a .391 on-base percentage for Cleveland during the **2006** season.

- Compiled a season-best, 15-game hitting streak April 2-20, batting .413 (26x63) with six doubles, four home runs and 15 RBI.
- Ranked fourth in the American League with a .398 (37x93) batting average in 25 games during April.
- Hit .385 (15x39) with five home runs and 14 RBI during a 10-game hitting streak June 1-13.
- Posted a 14-game hitting streak from June 26-July 13, batting .421 (24x57).
- Equaled a career high with five hits on July 4 vs. New York (AL).

Seventh in the American League with a .305 batting average for Cleveland during the **2005** season.

- Selected to *Baseball America's* First-Team Major League All-Star squad following the season.
- Compiled a 17-game hitting streak from June 17-July 6, batting .358 (24x67) with five doubles, three home runs and 14 RBI.
- Tabbed the American League Player of the Week for August 22-28 after hitting .536 (15x28) with two doubles, three home runs and six RBI in seven games.
- Topped all American League players with a .402 (39x97) batting average in 25 games during August.

Completed his first full season at the Major League level with Cleveland in **2004**, earning Indians Man of the Year honors from Cleveland's chapter of the BBWAA.

- Selected to the American League All-Star squad for the first time during his career.
- Finished eighth in the American League with an RBI once every 4.81 at-bats, while he tied for 10th with 108 RBI.
- Won his first Silver Slugger Award -- shared the honor with Detroit's Ivan Rodriguez.
- Tabbed the American League Player of the Week for May 10-16 after hitting .429 (9x21) with four doubles, a home run and 10 RBI in five games...won the honor a second time during the season, doing so July 12-18 after batting .500 (7x14) with four home runs and eight RBI in four games.
- Compiled a season-high, 14-game hitting streak May 29-June 16, batting .415 (22x53).
- Led the American League with 30 RBI during May.
- Established career highs with five hits, three home runs and seven RBI on July 16 at Seattle.

Opened the **2003** season with Buffalo before he was recalled by Cleveland for the remainder of the season on June 27.

- Tabbed the International League Player of the Week for June 16-22 after hitting .412 (14x34) with four doubles, three home runs and nine RBI in eight games.
- Hit .437 (45x103) with 12 doubles, three home runs and 22 RBI in 25 games during June with Buffalo.
- Compiled two 12-game hitting streaks with the Indians, August 1-September 9 and September 11-24...batted .405 (15x37) over the 12-game streak August 1-September 9, while he hit .311 (14x45) during the 12-game streak September 11-24.
- Sidelined August 9-September 2 with a bone bruise in his right ankle.
- Named the third-best prospect in the International League by *Baseball America* following the season.



2018 TIGERS

Named the Eastern League Most Valuable Player after leading the league with a .336 batting average for Akron during the **2002** season.

- Selected to the Eastern League Midseason and Postseason All-Star squads.
- Named to *Baseball America's* First-Team Minor League and Double A All-Star squads following the season.
- Led the Eastern League with 84 runs scored, a .417 on-base percentage and .576 slugging percentage, while he finished second with 40 doubles and 62 extra-base hits, tied for second with 22 home runs, finished third with 255 total bases and tied for fifth with 149 hits.
- Tabbed the best batting prospect and defensive catcher in the Eastern League by *Baseball America*.
- Garnered TOPPS Eastern League Player of the Month honors for July after batting .414 (36x87) with 13 doubles, five home runs and 19 RBI in 24 games.
- Received his first Major League action after being recalled by Cleveland from Akron on September 9.
- Made his Major League debut on September 10 vs. Toronto, starting behind the plate -- collected his first Major League hit that night, a two-run single off Justin Miller.
- Belted his first Major League home run on September 29 vs. Kansas City, a solo shot off Darrell May.
- Named the second-best prospect in the Indians organization and third-best prospect in the Eastern League by *Baseball America* following the season.
- Saw action with Oriente in the Venezuelan Winter League following the season -- named the third-best prospect in the league by *Baseball America*.

Tabbed the Carolina League Most Valuable Player after leading the league with a .329 batting average for Single A Kinston during the **2001** season.

- Selected to the Carolina League Midseason and Postseason All-Star squads.
- Named to *Baseball America's* High Single A All-Star squad following the season.
- Led the Carolina League with a .488 slugging percentage, while he finished fourth with 138 hits and a .394 on-base percentage, tied for fourth with 33 doubles and finished fifth with 205 total bases and 45 extra-base hits.
- Tabbed the best defensive catcher in the Carolina League by *Baseball America*.
- Hit for the cycle on July 7 vs. Salem.
- Earned TOPPS Carolina League Player of the Month honors for July after hitting .429 (42x98) with 11 doubles, a triple, three home runs and 20 RBI in 26 games.
- Named the sixth-best prospect in the Indians organization and 10th-best prospect in the Carolina League by *Baseball America* following the season.

Saw action with both Kinston and Single A Columbus during the **2000** season.

- Assigned to Kinston to open the season -- played in 26 games before being sidelined May 25-July 19 with right shoulder tendinitis.
- Had his contract transferred from Kinston to Columbus on July 19.

Earned New York-Penn League Postseason All-Star honors with Single A Mahoning Valley in **1999**.

- Topped all New York-Penn League catchers with 56 assists.
- Hit .356 (31x87) in 25 games during July.

Completed his second season with the Venezuelan Summer League Indians in **1998**.

Made his professional debut with the Venezuelan Summer League Indians during the **1997** season.

- Led the Venezuelan Summer League with a .344 (42x122) batting average.

Signed by Cleveland as a non-drafted free agent on July 15, **1996**.

PERSONAL/MISCELLANEOUS

- He, his wife, Margret, son, Victor Jose, and daughters, Maria Victoria, Barbara and Camila, reside in Orlando, FL during the offseason.
- Actively participates in the Tigers Dreams Come True, Autographs for a Cause (donates funds to the Detroit Tigers Foundation), the Tigers Autographed Memorabilia Donation programs and participated in a pregame ceremony prior to the annual ¡Fiesta Tigres! game.
- Toured Japan with the Major League Baseball All-Star Team following the **2004** season.



VICTOR JESUS MARTINEZ'S CAREER RECORD

Year	Club	AVG	G	AB	R	H	TB	2B	3B	HR	RBI	SH	SF	HB	BB	SO	SB	CS	OBP	SLG	E	
1997	VSL Indians	.344	53	122	21	42	54	12	0	0	26	0	2	0	32	11	6	0	.474	.443	—	
1998	VSL Indians	.269	55	160	28	43	59	13	0	1	27	1	1	5	32	14	8	2	.404	.369	—	
1999	Mahoning Valley	.277	64	235	37	65	86	9	0	4	36	0	6	1	27	31	0	1	.346	.366	8	
2000	Columbus	.371	21	70	11	26	43	9	1	2	12	0	2	1	11	6	0	0	.452	.614	2	
	Kinston	.217	26	83	9	18	25	7	0	0	8	3	1	1	11	5	1	1	.313	.301	5	
2001	Kinston	.329	114	420	59	138	205	33	2	10	57	0	3	8	39	60	3	3	.394	.488	16	
2002	Akron	.336	121	443	84	149	255	40	0	22	85	0	6	8	58	62	3	3	.417	.576	10	
	Cleveland	.281	12	32	2	9	13	1	0	1	5	0	1	0	3	2	0	0	.333	.406	1	
2003	Akron#	.333	3	12	1	4	6	2	0	0	2	0	0	0	1	0	0	0	.333	.500	0	
	Buffalo	.328	73	274	42	90	130	19	0	7	45	0	6	8	26	32	3	5	.395	.474	4	
	Cleveland	.289	49	159	15	46	53	4	0	1	16	0	1	1	13	21	1	1	.345	.333	1	
2004	Cleveland	.283	141	520	77	147	256	38	1	23	108	0	6	5	60	69	0	1	.359	.492	6	
2005	Cleveland	.305	147	547	73	167	260	33	0	20	80	0	7	5	63	78	0	1	.378	.475	5	
2006	Cleveland	.316	153	572	82	181	266	37	0	16	93	0	6	3	71	78	0	0	.391	.465	8	
2007	Cleveland	.301	147	562	78	169	284	40	0	25	114	0	11	10	62	76	0	0	.374	.505	5	
2008	Akron#	.333	2	6	1	2	5	0	0	1	1	0	0	0	1	2	0	0	.429	.833	0	
	Buffalo#	.300	6	20	2	6	8	2	0	0	2	0	1	0	4	4	0	0	.400	.400	0	
	Cleveland	.278	73	266	30	74	97	17	0	2	35	0	3	1	24	32	0	0	.337	.365	4	
2009	Cleveland	.284	99	377	56	107	175	21	1	15	67	0	5	2	51	51	0	0	.368	.464	3	
	Boston	.336	56	211	32	71	107	12	0	8	41	0	1	1	24	23	1	0	.405	.507	4	
2010	Boston	.302	127	493	64	149	243	32	1	20	79	0	5	0	40	52	1	0	.351	.493	8	
2011	Toledo#	.500	2	6	1	3	4	1	0	0	2	0	1	0	1	1	0	0	.500	.667	0	
	DETROIT	.330	145	540	76	178	254	40	0	12	103	0	7	2	46	51	1	0	.380	.470	2	
2012	Did not play - injured																					
2013	DETROIT	.301	159	605	68	182	260	36	0	14	83	0	8	1	54	62	0	2	.355	.430	0	
2014	DETROIT	.335	151	561	87	188	317	33	0	32	103	0	6	4	70	42	3	2	.409	.565	5	
2015	Toledo#	.294	4	17	1	5	6	1	0	0	3	0	0	0	2	0	0	0	.294	.353	0	
	DETROIT	.245	120	440	39	108	161	20	0	11	64	0	7	7	31	52	0	0	.301	.366	1	
2016	DETROIT	.289	154	553	65	160	263	22	0	27	86	0	3	4	50	90	0	0	.351	.476	0	
2017	DETROIT	.255	107	392	38	100	146	16	0	10	47	0	2	5	36	63	0	0	.324	.372	0	
MINOR LEAGUE TOTALS		.316	544	1868	297	591	886	148	3	47	306	4	29	32	242	231	24	15	.398	.474	45	
DETROIT TOTALS		.296	836	3091	373	916	1401	167	0	106	486	0	33	23	287	360	4	4	.357	.453	8	
MAJOR LEAGUE TOTALS		.298	1840	6830	882	2036	3155	402	3	237	1124	0	79	51	698	842	7	7	.364	.462	53	

TRANSACTIONS

- Signed by Cleveland as a non-drafted free agent on July 15, 1996
- On disabled list, May 25-July 19, 2000 (right shoulder tendinitis)
- On temporarily inactive list, July 6-11, 2002 (Participating in Futures Game)
- On disabled list, August 9-September 2, 2003 (bone bruise in right ankle)
- On disabled list, June 12-August 29, 2008 (right elbow inflammation)
- On suspended list, September 25-27, 2008
- Acquired by Boston from Cleveland in exchange for Nick Hagadone, Justin Masterson and Bryan Price on July 31, 2009
- On disabled list, June 28-July 26, 2010 (left thumb fracture)
- Signed by the Tigers as a free agent on November 29, 2010
- On disabled list, April 19-May 4, 2011 (strained right groin)
- On disabled list, March 12-October 29, 2012 (left knee surgery)
- Signed by the Tigers as a free agent on November 14, 2014
- On disabled list, May 19-June 19, 2015 (left knee inflammation)
- On paternity list, May 19-22, 2017
- On disabled list, June 16-28, 2017 (irregular heartbeat)
- On disabled list, August 27-November 3, 2017 (irregular heartbeat)

ALL-STAR GAME RECORD

Year	League/Site	POS.	AVG	AB	R	H	TB	2B	3B	HR	RBI	SH	SF	HB	BB	SO	SB	CS	OBP	SLG	E	
2004	AL/Houston	C	.000	1	0	0	0	0	0	0	0	0	0	0	0	0	0	0	0.000	.000	0	
2007	AL/San Francisco	PH	1.000	1	1	1	4	0	0	1	2	0	0	0	0	0	0	0	1.000	4.000	0	
2009	AL/St. Louis	C	.000	0	0	0	0	0	0	0	0	0	0	0	1	0	0	0	1.000	.000	0	
2010	AL/Los Angeles (AL)	- did not play																				
2014	AL/Minnesota	- did not play																				
ALL-STAR GAME TOTALS			.500	2	1	1	4	0	0	1	2	0	0	0	1	0	0	0	.667	2.000	0	

WORLD BASEBALL CLASSIC RECORD

Year	Club/Opp.	AVG	G	AB	R	H	TB	2B	3B	HR	RBI	SH	SF	HB	BB	SO	SB	CS	OBP	SLG	E
2006	Venezuela	.200	5	15	1	3	6	0	0	1	5	0	0	0	5	2	0	0	.400	.400	0
2017	Venezuela	.136	7	22	2	3	6	0	0	1	2	0	0	0	5	8	0	0	.296	.273	0
WBC TOTALS		.162	12	37	3	6	12	0	0	2	7	0	0	0	10	10	0	0	.340	.324	0



2018 TIGERS

DIVISION SERIES RECORD

Year	Club/Opp.	AVG	G	AB	R	H	TB	2B	3B	HR	RBI	SH	SF	HB	BB	SO	SB	CS	OBP	SLG	E
2007	CLE vs. NYY	.353	4	17	2	6	10	1	0	1	4	0	0	1	1	3	0	0	.421	.588	0
2009	BOS vs. LAA	.182	3	11	0	2	2	0	0	0	2	0	0	0	1	2	0	0	.250	.182	0
2011	DET vs. NYY	.222	5	18	1	4	7	0	0	1	3	0	0	0	2	5	0	0	.300	.389	0
2013	DET vs. OAK	.450	5	20	5	9	14	2	0	1	2	0	0	0	0	2	0	0	.450	.700	0
2014	DET vs. BAL	.333	3	12	3	4	9	2	0	1	3	0	0	0	0	4	0	0	.333	.750	0
DIVISION SERIES TOTALS		.321	20	78	11	25	42	5	0	4	14	0	0	1	4	16	0	0	.361	.538	0

LEAGUE CHAMPIONSHIP SERIES RECORD

Year	Club/Opp.	AVG	G	AB	R	H	TB	2B	3B	HR	RBI	SH	SF	HB	BB	SO	SB	CS	OBP	SLG	E
2007	CLE vs. BOS	.296	7	27	4	8	12	1	0	1	3	0	0	0	3	5	0	0	.367	.444	0
2011	DET vs. TEX	.273	6	22	3	6	11	0	1	1	2	0	0	1	3	1	0	0	.385	.500	0
2013	DET vs. BOS	.364	6	22	4	8	10	2	0	0	3	0	0	1	1	1	0	0	.417	.455	0
LCS TOTALS		.310	19	71	11	22	33	3	1	2	8	0	0	2	7	7	0	0	.388	.465	0

CAREER FIELDING

	G	TC	PO	A	E	DP	PCT
Catcher	858	5764	5375	347	42	43	.993
First Base	213	1624	1512	101	11	155	.993

CAREER HIGHS

Hits: 5 (four times) - last, June 1, 2010 vs. Oakland
Home Runs: 3 (twice) - last, June 16, 2016 at Kansas City
RBI: 7 - July 16, 2004 at Seattle
Stolen Bases: 1 (seven times) - last, August 5, 2014 at New York (AL)
Hitting Streak: 25 - August 28-September 26, 2009

GRAND SLAMS [5]

October 3, 2009 vs. Cleveland (Aaron Laffey) September 7, 2011 at Cleveland (Tony Sipp) June 22, 2013 vs. Boston (Allen Webster)
 August 20, 2014 at Tampa Bay (Kirby Yates) September 25, 2016 vs. Kansas City (Edinson Volquez)

THREE HOME RUN GAMES [2]

July 16, 2004 at Seattle June 16, 2016 at Kansas City

TWO HOME RUN GAMES [9]

June 10, 2006 at Chicago (AL) June 1, 2007 vs. Detroit May 17, 2010 at New York (AL)
 August 27, 2010 at Tampa Bay September 17, 2010 vs. Toronto August 6, 2015 vs. Kansas City
 June 26, 2016 vs. Cleveland July 1, 2016 at Tampa Bay July 21, 2017 at Minnesota

34 JAMES McCANN

HT: 6-3 WT: 225 BT: R TH: R BORN: 6/13/1990 IN SANTA BARBARA, CA

CATCHER

Opening Day Age: 27 Residence: Franklin, TN
 Major League Service: 3.028 Signed Through: 2018
 How Obtained: Selected by the Tigers in the second round of the June 2011 draft

CAREER HIGHLIGHTS

- Selected to participate in the Futures Game prior to the 2013 All-Star Game at Citi Field in New York.

SEASON HIGHLIGHTS

Established single-season career highs in runs scored (39), home runs (13) and RBI (49) in 2017.

- Finished the season sixth in the American League with 18 catcher caught stealings and eighth with a 29.6 caught stealing percentage (min. 40 stolen base attempts).
- Became the first Tigers catcher in franchise history to hit three homers in the first seven games of the season.
- Recorded his seventh home run and his 11th hit of the season on May 9 at Arizona -- became the first American League player to have at least seven home runs in his first 11 hits of a season since New York (AL)'s Alex Rodriguez in 2009 (also 7 HR in first 11 hits)...the last Major League player to do so was Colorado's Trevor Story in 2016 (also 7 HR in first 11 hits).
- Sidelined from May 26-June 9 with a left hand laceration.
- Finished the month of July with a .396 (19x48) batting average, five doubles, two home runs and 11



RBI...ranked second in the American League with a .473 on-base percentage during the month and third with a .396 batting average.

- Posted a career-best, 14-game hitting streak from July 16-August 4...hit .412 (21x51) with six runs scored, five doubles, one home run and six RBI during the streak.
- Belted his second career grand slam and drove in a career-high five RBI on August 12 vs. Minnesota.

Played in 105 games with the Tigers in **2016**.

- Ranked second in the American League with 25 catcher caught stealing, while he was fourth with a 45.0 caught stealing percentage (min. 20 stolen base attempts) - his 45.0 caught stealing percentage was the best by a Tigers catcher since Ivan Rodriguez had a 51.0 caught stealing percentage in 2006.
- Was one of three finalists for the American League Gold Glove as a catcher, finishing in second.
- Sideline from April 12-May 3 with a right ankle sprain.
- Committed the first error of his Major League career on May 30 at Los Angeles (AL) - snapped his errorless streak at 139 games, which established a modern Major League record for consecutive errorless games as a catcher to start a career.
- Hit the first grand slam of his Major League career in the first inning on July 31 vs. Houston off of Dallas Keuchel.

Finished his first full season with the Tigers in **2015**, playing in 114 games.

- Selected the Tigers Rookie of the Year by Detroit Sports Media.
- Named the Detroit Tigers 2015 Heart and Hustle Award winner by the Major League Baseball Players Alumni Association.
- Led all Major League catchers with a 1.000 fielding percentage (777TC/OE) after not committing an error in 112 games -- became the sixth catcher in Major League history to catch at least 100 games in a season and not commit an error, joining Charles Johnson (Florida, 1997), Chris Iannetta (Colorado, 2008), Mike Matheny (St. Louis, 2003), Buddy Rosar (Philadelphia, 1946) and Chris Snyder (Arizona, 2008).
- Established a Tigers rookie record for innings caught with 943.1 innings, surpassing the previous record of 880.0 innings, which was set by Frank House in 1954.
- Ranked tied for third in the American League with 24 catcher caught stealing, while he was ninth with a 40.6 caught stealing percentage.
- Finished the season fourth among American League rookies with 29 multi-hit games, while he was fifth with five triples, seventh with 106 hits, 155 total bases and 41 RBI and tied for seventh with 18 doubles.
- Recorded the first home run of his Major League career with an inside-the-park home run on April 29 at Minnesota -- according to the Elias Sports Bureau, McCann became the first player to have his first career home run be an inside the parker since Nori Aoki with Milwaukee on April 20, 2012 and the first Tigers player to hit an inside-the-park home run for his first Major League home run since Frank Lary on April 17, 1956.
- Hit the first walk-off home run of his Major League career on May 21 vs. Houston -- according to the Elias Sports Bureau, McCann became the first Major League player whose first two career home runs included both a walk-off and an inside-the-park homer since Tim Raines in 1981.
- Recorded his second walk-off home run of the season on June 28 vs. Chicago (AL) -- according to the Elias Sports Bureau, McCann became the first rookie in Tigers history to hit two walk-off homers in one season and the first rookie to do so for any team since the Angels' Mark Trumbo in 2011...two of McCann's first three career home runs were walk-off homers, and according to STATS, LLC, McCann became the third player in Major League history to accomplish the feat, joining Kirby Higby and Kevin Romine.
- Finished the month of July hitting .356 (21x59) with six runs scored, three doubles, one triple, two home runs and nine RBI -- ranked 10th in the American League with a .356 batting average.
- Hit .320 (31x97) against lefthanded pitchers...batted .247 (75x304) with righthanders on the mound.

Appeared in nine games with the Tigers as he spent the majority of the **2014** season with Triple A Toledo.

- Compiled a 13-game hitting streak from July 25-August 10 -- batted .411 (23x56) with eight runs scored, nine doubles, two home runs and nine RBI during the streak.
- Batted .383 (31x81) with 11 runs scored, 14 doubles and 13 RBI in 21 games during July.
- Had his contract purchased by the Tigers from Toledo prior to the game on September 1 -- made his Major League debut as a defensive replacement at catcher in the ninth inning that same night.
- Connected for his first Major League hit with a single in the top of the fourth inning at Kansas City on September 19.
- Ranked as the sixth-best prospect in the Tigers organization by *Baseball America* following the season.

Spent the entire **2013** season with Double A Erie.

- Collected a season-high four hits on April 16 at Bowie.
- Named the Tigers Minor League Player of the Month for August after batting .299 (29x97) with 12 doubles, five home runs and 14 RBI in 25 games during the month.
- Named the best defensive catcher and the 11th-best prospect in the Tigers organization by *Baseball America* following the season.

Assigned to Single A Lakeland to begin the **2012** season, before his contract was transferred to Double A Erie for the remainder of the season on June 6.



2018 TIGERS

- Named the best defensive catcher and the 11th-best prospect in the Tigers organization by *Baseball America* following the season.
- Saw action in 14 games with Mesa in the Arizona Fall League following the season, batting .195 (8x41) with three RBI.

Made his professional debut with the Gulf Coast League Tigers after being selected by Detroit in the second round of the June **2011** draft.

- Named the ninth-best prospect and best defensive catcher in the Tigers organization by *Baseball America* following the season.
- Saw action with Team USA during the Pan-American Games following the season.

PERSONAL/MISCELLANEOUS

- Resides in Franklin, TN during the offseason with his wife, Jessica, and twin boys, Christian and Kane.
- Visited patients at Children's Hospital of Michigan and visited children from Nuestros Pequeños Hermanos Orphanage at the Tigers Dominican Academy in 2015, participates in the Autographs for a Cause (donates money to the Detroit Tigers Foundation), Autographed Memorabilia Donation and Dreams Come True programs, serves as an ambassador for JACK'S PLACE for Autism and as a brand ambassador for the Taylor Hooton Foundation, attended Keeping Kids in the Game, participated in the Gang Resistance Education and Training (G.R.E.A.T.) Program, the Autism Awareness pregame ceremony and the Pitch, Hit and Run pre-game ceremony.
- Hit .306 (64x209) with 14 doubles, 46 triple, six home runs, 38 RBI and 11 stolen bases in 61 games during his junior season at the University of Arkansas in **2011**...named a semifinalist for the Coleman Company-Johnny Bench Award, which is given annually to the top catcher in collegiate baseball.
- Recommended/signed by Chris Wimmer for the Tigers.

JAMES THOMAS MCCANN'S CAREER RECORD

Year	Club	AVG	G	AB	R	H	TB	2B	3B	HR	RBI	SH	SF	HB	BB	SO	SB	CS	OBP	SLG	E
2011	GCL Tigers	.357	5	14	1	5	9	1	0	1	6	0	0	1	1	1	0	0	.438	.643	1
	West Michigan	.059	9	34	0	2	3	1	0	0	1	0	1	1	2	12	0	0	.132	.088	1
2012	Lakeland	.288	45	160	24	46	56	10	0	2	20	0	2	5	10	29	3	0	.345	.350	6
	Erie	.200	64	220	15	44	62	12	0	2	19	1	1	0	8	44	2	0	.227	.282	3
2013	Erie	.277	119	441	50	122	178	30	1	8	54	1	7	7	30	85	3	3	.328	.404	6
2014	Toledo	.295	109	417	49	123	178	34	0	7	54	2	7	9	25	90	9	2	.343	.427	6
	DETROIT	.250	9	12	2	3	4	1	0	0	0	0	0	0	2	1	0	.250	.333	0	
2015	DETROIT	.264	114	401	32	106	155	18	5	7	41	4	1	3	16	90	0	1	.297	.387	0
2016	Toledo#	.091	6	22	2	2	2	0	0	0	2	0	0	0	5	6	0	0	.259	.091	0
	DETROIT	.221	105	344	31	76	123	9	1	12	48	1	3	2	23	109	0	1	.272	.358	4
2017	Toledo#	.667	2	6	1	4	4	0	0	0	3	0	0	0	1	1	0	0	.714	.667	0
	DETROIT	.253	106	352	39	89	146	14	2	13	49	1	3	9	26	89	1	0	.318	.415	2
MINOR LEAGUE TOTALS		.265	359	1314	142	348	492	88	1	18	159	4	18	23	82	268	17	7	.315	.374	23
MAJOR LEAGUE TOTALS		.247	334	1109	104	274	428	42	8	32	138	6	7	14	65	290	2	2	.295	.386	6

TRANSACTIONS

- Selected by Chicago (AL) in the 31st round of the June 2008 draft, but did not sign
- Selected by the Tigers in the second round of the June 2011 draft
- On temporary inactive list, July 13-16, 2013 (Participating in Futures Game)
- On disabled list, April 12-May 3, 2016 (right ankle sprain)
- On disabled list, May 26-June 9, 2017 (left hand laceration)

CAREER FIELDING

	G	TC	PO	A	E	DP	PCT
Catcher	320	2385	2246	133	6	21	.997

IN-DEPTH CATCHING STATISTICS

Year	G	SB	CS	CS%	CERA	PB	CPKO
2014	6	4	0	0.0%	3.38	0	0
2015	112	41	24	36.9%	4.65	3	2
2016	99	33	25	43.1%	4.18	4	2
2017	103	57	18	24.0%	5.67	10	0
Totals	320	135	67	33.2%	4.81	17	4

CAREER HIGHS

Hits: 4 - August 25, 2016 at Minnesota
Home Runs: 1 (32 times) - last, August 30, 2017 at Colorado
RBI: 5 - August 12, 2017 vs. Minnesota
Stolen Bases: 1 (twice) - last, August 7, 2017 at Pittsburgh
Hitting Streak: 14 - July 16-August 4, 2017

GRAND SLAMS [2]

July 31, 2016 vs. Houston (Dallas Keuchel) August 12, 2017 vs. Minnesota (José Berríos)





79

MARK MONTGOMERY

NON-ROSTER INVITEE

HT: 6-0 WT: 210 BT: R TH: R BORN: 8/30/1990 IN WILLIAMSBURG, VA

RIGHTHANDED PITCHER

Opening Day Age: 27 Residence: Williamsburg, VA

Major League Service: 0.000 Signed Through: 2018

How Obtained: Signed by the Tigers as a Minor League free agent on November 13, 2017

SEASON HIGHLIGHTS

Spent the entire **2017** season with Triple A Memphis, appearing in a career-high 46 games.

- Led all Pacific Coast League relievers with a .193 (46x238) opponents batting average and 9.18 baserunners allowed per nine innings, while he ranked tied for second with 11 holds, third with 1.89 walks per nine innings and fifth with 9.86 strikeouts per nine innings.
- Threw 2.0-or-more innings in 17-of-46 appearances.
- Placed on the temporarily inactive list from July 10-13.
- Made 19 appearances in June/July and had a 2-1 record with four saves, a 1.69 ERA (26.2IP/5ER) and 30 strikeouts.
- Limited righthanded hitters to a .134 (19x142) batting average, while lefties hit .281 (27x96) against him.

Combined to pitch in 33 games between Double A Trenton and Triple A Scranton/Wilkes-Barre in **2016**.

- Struck out at least one batter in 32-of-33 outings.
- Started the season with Trenton and had five saves with a 2.25 ERA (8.0IP/2ER) and 11 strikeouts in eight appearances during April.
- Sidelined from July 18-August 9 with a left back strain.
- Made five appearances with Leones del Caracas in the Venezuelan Winter League and went 0-1 with one save, a 7.36 ERA (3.2IP/3ER) and three strikeouts.

Spent most of the **2015** season with Double A Trenton, making 39 appearances.

- Named an Organization All-Star by MiLB.com.
- Led all Yankees Minor Leaguers with 17 saves.
- Posted a 1-1 record with four saves, a 2.61 ERA (10.1IP/3ER) and 13 strikeouts in nine appearances during July.
- Pitched for Leones del Caracas in the Venezuelan Winter League and had eight saves with a 6.57 ERA (12.1IP/9ER) and 15 strikeouts in 14 appearances.

Split the **2014** season between Double A Trenton and Triple A Scranton/Wilkes-Barre.

- Began the season with Scranton/Wilkes-Barre and did not allow a run in his first eight appearances from April 3-24, a stretch that spanned 10.0 innings.
- Did not allow an earned run in 16-of-17 appearances with Trenton.

Limited to 25 appearances with Triple A Scranton/Wilkes-Barre in **2013** due to three separate stints on the disabled list.

- Made seven appearances in April and posted a 1-1 record with a 1.50 ERA (12.0IP/2ER) and 17 strikeouts.
- Sidelined from June 8-15 with right shoulder inflammation.
- Sidelined from June 19-July 27 with right shoulder inflammation.
- Sidelined from August 11-September 18 with right shoulder inflammation.

Named the Yankees Minor League Pitcher of the Year in **2012** after posting a 7-2 record with 15 saves, a 1.54 ERA (64.1IP/11ER) and 99 strikeouts in 46 appearances between Single A Tampa and Double A Trenton.

- Named to the Florida State League Midseason All-Star Team and was selected an Organization All-Star by MiLB.com.
- Led all Yankees Minor Leaguers with 15 saves.
- Did not allow a run in 11 consecutive appearances with Tampa from April 26-May 27, a streak that spanned 14.2 innings.
- Made 16 appearances in June/July with Tampa and Trenton and went 1-0 with seven saves, a 0.92 ERA (19.2IP/2ER) and 27 strikeouts.
- Threw 6.0 scoreless innings with 11 strikeouts in five postseason relief appearances with Trenton.
- Pitched in nine games with Scottsdale in the Arizona Fall League and had one save with a 2.61 ERA



2018 TIGERS

(10.1IP/3ER) and 19 strikeouts...was selected to play in the AFL's Rising Stars Game and was named to the AFL's All-Prospect Team.

- Ranked as the 11th-best prospect and rated as having the best slider in the Yankees organization by *Baseball America* following the season.

Made his professional debut in **2011**, appearing in 26 games between Single A Staten Island and Single A Charleston.

- Was 14-for-14 in save opportunities with Charleston.
- Made 10 appearances with Charleston in July and had seven saves with a 1.59 ERA (11.1IP/2ER) and 19 strikeouts.
- Ranked as the 23rd-best prospect and rated as having the best slider in the Yankees organization by *Baseball America* following the season.

PERSONAL/MISCELLANEOUS

- Resides in Williamsburg, VA during the offseason.
- Played his college baseball at Longwood University from 2009-11...as a junior in **2011**, went 1-0 with 10 saves, a 0.89 ERA (30.1IP/3ER) and 48 strikeouts in 22 games...established school single-season records in ERA, saves and hits allowed per nine innings (3.56), as well as the school career saves record.

MARK GARRETT MONTGOMERY'S CAREER RECORD

Year	Club	W-L	ERA	G	GS	CG	SHO	SV	IP	H	AB	R	ER	HR	HB	BB	SO	WP	BK	AVG
2011	Staten Island	0-0	2.25	4	0	0	0	1	4.0	3	15	1	1	0	2	2	10	1	0	.200
	Charleston	0-0	1.85	22	0	0	0	14	24.1	17	93	5	5	0	1	11	41	5	0	.183
2012	Tampa	4-1	1.34	31	0	0	0	14	40.1	23	139	6	6	0	3	16	61	2	0	.165
	Trenton	3-1	1.88	15	0	0	0	1	24.0	12	84	5	5	1	0	6	38	3	1	.143
2013	GCL Yankees1#	0-0	5.40	2	2	0	0	0	3.1	4	14	2	2	0	0	0	8	0	0	.286
	GCL Yankees2#	0-0	0.00	2	2	0	0	0	2.0	1	7	0	0	0	1	0	2	0	0	.143
2014	Scranton/Wilkes-Barre	2-3	3.38	25	0	0	0	0	40.0	36	144	17	15	4	1	25	49	6	0	.250
	Trenton	1-0	0.83	17	0	0	0	2	21.2	13	73	5	2	1	1	8	17	1	0	.178
2015	Scranton/Wilkes-Barre	1-1	3.03	22	0	0	0	2	29.2	21	106	12	10	2	2	18	34	3	0	.198
	Trenton	3-3	2.93	39	0	0	0	16	43.0	31	158	14	14	2	0	16	45	4	0	.196
2016	Scranton/Wilkes-Barre	1-1	1.17	7	0	0	0	1	7.2	2	24	1	1	0	0	1	8	1	0	.083
	Trenton	1-0	2.14	15	0	0	0	5	21.0	15	77	5	5	0	0	11	31	2	1	.195
2017	Scranton/Wilkes-Barre	1-0	2.92	18	0	0	0	2	24.2	16	87	8	8	2	1	11	32	0	0	.184
	Memphis	5-1	2.43	46	0	0	0	5	66.2	46	238	19	18	4	7	15	73	2	0	.193
MINOR LEAGUE TOTALS		22-11	2.35	265	4	0	0	63	352.1	240	1259	100	92	16	19	140	449	30	2	.191

TRANSACTIONS

- Selected by New York (AL) in the 11th round of the June 2011 draft
- On disabled list, June 8-15, 2013 (right shoulder inflammation)
- On disabled list, June 19-July 27, 2013 (right shoulder inflammation)
- On disabled list, August 11-September 18, 2013 (right shoulder inflammation)
- On disabled list, June 14-July 10, 2014 (right shin contusion)
- On disabled list, July 18-August 9, 2016 (left back strain)
- Signed by St. Louis as a Minor League free agent on April 2, 2017
- On temporarily inactive list, July 10-13, 2017
- Signed by the Tigers as a Minor League free agent on November 13, 2017

DETROIT TIGERS CLUB PRESIDENTS

President	Years
James D. Burns	1901
Samuel F. Angus	1902-03
William H. Yawkey	1904-07
Frank J. Navin	1908-35
Walter O. Briggs Sr.	1936-52
Walter O. Briggs Jr.	1952-56
Frederick A. Knorr	1957
Harvey R. Hansen	1957-59
William O. DeWitt	1959-60
John E. Fetzer	1961-78
James A. Campbell	1978-90
Glenn E. "Bo" Schembechler	1990-92
Michael Ilitch	1992-95
John McHale Jr.	1995-2001
Michael Ilitch	2001
David Dombrowski	2001-15



60 GERSON MORENO

HT: 6-0 WT: 218 BT: R TH: R BORN: 9/10/1995 IN YAMASA, DR

RIGHTHANDED PITCHER

Opening Day Age: 22

Residence: Yamasa, DR

Major League Service: 0.000

Signed Through: 2018

How Obtained: Signed by the Tigers as a non-drafted free agent on October 5, 2012

SEASON HIGHLIGHTS

Split the **2017** season between Single A Lakeland and Double A Erie, appearing in 41 games.

- Named to the Florida State League Midseason All-Star Team.
- Ranked tied for ninth in the Florida State League with eight saves.
- Did not allow an earned run over his final 15 appearances with Lakeland from April 27-June 11, a stretch that lasted 16.2 innings.
- Posted a 2.84 ERA (12.2IP/4ER) and 18 strikeouts in eight appearances with Erie in July.
- Sidelined from August 14-24 with a right triceps strain.
- Appeared in eight games with the Mesa Solar Sox in the Arizona Fall League, posting one save with a 2.61 ERA (10.1IP/3ER) and 12 strikeouts...selected to play in the AFL's Rising Stars Game.

Established a career high with 44 appearances between Single A West Michigan and Single A Lakeland in **2016**.

- Selected to the Midwest League Midseason All-Star Team.
- Ranked sixth in the Midwest League with 11 saves.
- Did not allow an earned run in 21-of-23 appearances with West Michigan.
- Had one save and a 2.19 ERA (12.1IP/3ER) and 15 strikeouts in eight appearances with Lakeland in August.

Appeared in 20 games between Single A Connecticut and Single A West Michigan in **2015**.

- Did not allow a run in five outings with West Michigan, allowing just three hits and striking out nine.
- Ranked as the 20th-best prospect in the Tigers organization by *Baseball America* following the season.

Spent the entire **2014** season with the GCL Tigers, pitching in 14 games.

- Threw a season-high 4.0 innings and earned his only win of the season on August 26 vs. the GCL Astros.

Made 15 appearances, including five starts, with the DSL Tigers in **2013**.

- Finished the month of July with a 1-0 record, one save, a 1.93 ERA (18.2IP/4ER) and 14 strikeouts in six appearances, including one start.

PERSONAL/MISCELLANEOUS

- Resides in Yamasa, DR during the offseason.
- Participated in the Tigers Winter Caravan and TigerFest.
- Recommended/signed by Carlos Santana and Ramon Perez for the Tigers.

GERSON MATED MORENO'S CAREER RECORD

Year	Club	W-L	ERA	G	GS	CG	SHO	SV	IP	H	AB	R	ER	HR	HB	BB	SO	WP	BK	AVG
2013	DSL Tigers	2-1	2.88	15	5	0	0	1	50.0	43	185	21	16	0	5	21	35	8	1	.232
2014	GCL Tigers	1-1	4.40	14	1	0	0	0	28.2	32	113	19	14	0	1	17	22	6	0	.283
2015	Connecticut	2-5	3.86	15	0	0	0	2	28.0	28	108	19	12	0	0	12	29	4	0	.259
	West Michigan	0-0	0.00	5	0	0	0	1	9.1	3	28	0	0	0	0	3	9	0	0	.107
2016	West Michigan	1-1	1.08	23	0	0	0	11	25.0	19	91	5	3	0	1	8	27	3	0	.209
	Lakeland	0-3	6.93	21	0	0	0	3	24.2	22	95	20	19	4	3	20	27	3	0	.232
2017	Lakeland	1-0	2.01	21	0	0	0	8	22.1	19	84	6	5	1	1	8	30	0	1	.226
	Erie	0-3	6.43	20	0	0	0	0	28.0	23	104	20	20	4	3	17	36	6	1	.221
MINOR LEAGUE TOTALS		7-14	3.71	134	6	0	0	26	216.0	189	808	110	89	9	14	106	215	30	3	.234

TRANSACTIONS

- Signed by the Tigers as a non-drafted free agent on October 5, 2012
- On disabled list, August 14-24, 2017 (right triceps strain)




44

DANIEL NORRIS

HT: 6-2
WT: 185
BT: L
TH: L
BORN: 4/25/1993 IN JOHNSON CITY, TN

LEFTHANDED PITCHER

Opening Day Age: 24

Major League Service: 2.073

How Obtained: Acquired by the Tigers along with Matthew Boyd and Jairo Labourt from Toronto in exchange for David Price on July 30, 2015.

Residence: Johnson City, TN

Signed Through: 2018

CAREER HIGHLIGHTS

- Selected to participate in the Futures Game prior to the Major League Baseball All-Star Game in 2015 at Target Field in Minneapolis -- threw a scoreless inning with one strikeout for the U.S. Team.

SEASON HIGHLIGHTS

Established career highs with 22 appearances, 101.2 innings pitched and 86 strikeouts in **2017** with the Tigers.

- Allowed four earned runs on April 20 at Tampa Bay, snapping his streak of allowing three earned runs-or-less at 21 consecutive starts...also took the loss in the game at Tampa Bay, which was Norris' first loss in 17 road starts to begin his career...the streak of 16 road starts without a loss to start his career was tied with Todd Wellemeyer and Larry Jensen for the second-longest streak since 1913.
- Sidelined from July 6-September 1 with a left groin strain.
- Recorded the 200th strikeout of his Major League career on September 13 at Cleveland.

Split the **2016** season between Detroit and Triple A Toledo.

- Placed on the 15-day disabled list on April 2, retroactive to March 25, with a lower back strain.
- Threw a season-high 7.0 innings on May 16 at Buffalo...also threw 7.0 innings on June 17 vs. Rochester and August 4 at Louisville.
- Placed on the 15-day disabled list on July 5 with a right oblique strain.
- Established a career-high with 11 strikeouts on September 12 vs. Minnesota.
- Started five games with the Tigers in September and had a 2-0 record with a 2.73 ERA (29.2IP/9ER) and 38 strikeouts.
- Allowed three earned runs-or-less in all 13 starts with Detroit during the season.

Began the **2015** season in the Toronto Blue Jays organization before being acquired along with Matthew Boyd and Jairo Labourt in exchange for David Price on July 30.

- Began the season with the Toronto Blue Jays, marking the first time in his career he has made an Opening Day roster at the Major League level.
- Earned the first win of his Major League career on April 9 at New York (AL), allowing three runs on six hits with two walks and five strikeouts in 5.2 innings.
- Allowed three earned runs-or-fewer in each of his first nine starts with Triple A Buffalo from May 6-June 18 -- during the stretch he had a 3.44 ERA (49.2IP/19ER) and 51 strikeouts.
- Made his Tigers debut on August 2 at Baltimore and earned the win, tossing a career-long 7.1 innings and allowing one run on four hits with one walk and five strikeouts.
- Hit a home run in his first professional plate appearance, a two-run home run in the second inning on August 19 at Chicago (NL) off of Jon Lester to record his first Major League hit, home run and RBI -- became the first Tiger pitcher to hit a home run in a game since Jason Johnson on June 8, 2005 at Los Angeles (NL) and the first American League pitcher to hit a home run at Wrigley Field.
- Sidelined from August 20-September 16 with a right oblique strain.

Made his Major League debut in **2014** with the Toronto Blue Jays.

- Named a Minor League All-Star by *Baseball America*, while he was the MiLB.com staff choice for breakout prospect and MiLB.com fans' choice for best starting pitcher.
- Selected as an MiLB.com Organization All-Star and was named to the Florida State League Midseason All-Star Team.
- Allowed one earned run-or-fewer in each of his first 10 starts with Single A Dunedin from April 6-May 27 -- had a 4-0 record, a 0.72 ERA (50.1IP/4ER) and 60 strikeouts.
- Recorded double-digit strikeouts in consecutive starts for Triple A Buffalo, fanning 10 batters on August 10 at Durham and a season-high 13 batters on August 15 at Lehigh Valley -- became the first Bisons pitcher in the modern era to strike out 10-or-more in consecutive starts.
- Made his Major League debut on September 5 at Boston, striking out David Ortiz, the only batter he faced in the seventh inning to preserve a 4-3 lead.
- Had arthroscopic surgery on October 7 to remove bone spurs and loose bodies from his left elbow.
- Ranked by *Baseball America* as the 18th-best prospect in baseball, the best prospect in the Blue Jays organization and the third-best prospect in the Florida State League following the season.

Spent most of the **2013** season with Single A Lansing, before making one start late in the season with Single A Dunedin.



- Sidelined from June 10-July 8 with left forearm inflammation.
- Allowed one earned run-or-fewer in nine straight starts from May 13-July 19 -- lowered his ERA from 8.54 to 4.80 over that stretch.
- Ranked as the sixth-best prospect in the Blue Jays organization by *Baseball America* following the season.

Completed his first season in professional baseball in **2012**, spending the majority of the season with Bluefield.

- Earned the win in his professional debut on June 19 at Bristol, throwing 4.0 hitless innings in relief with five strikeouts.
- Named the eighth-best prospect in the Blue Jays organization by *Baseball America* following the season.

Drafted by the Blue Jays in the second round of the June, **2011** draft, but did not pitch professionally that season.

- Ranked the fourth-best prospect in the Blue Jays organization and the 91st-best prospect in baseball by *Baseball America* following the season.

PERSONAL/MISCELLANEOUS

- Resides in Johnson City, TN during the offseason.
- Helped to raise money for a project called "Jacob's Nature Park at Sinking Creek", an outdoor learning center in his hometown of Johnson City, TN, participated in the Play Baseball Detroit pre-game ceremony, participates in the Autographed Memorabilia Donation program and participated in the Tigers Winter Caravan and TigerFest.
- Attended Science Hill High School, where he went 33-3 during his career, including an 8-2 record with a 2.24 ERA and 123 strikeouts as a senior.

DANIEL DAVID NORRIS' CAREER RECORD

Year	Club	W-L	ERA	G	GS	CG	SHO	SV	IP	H	AB	R	ER	HR	HB	BB	SO	WP	BK	AVG
2012	Bluefield	2-3	7.97	11	10	0	0	0	35.0	44	146	35	31	4	2	13	38	3	0	.301
	Vancouver	0-1	10.57	2	2	0	0	0	7.2	14	35	9	9	0	0	5	5	1	0	.400
2013	Lansing	1-7	4.20	23	22	0	0	0	85.2	84	330	46	40	6	4	44	99	11	0	.255
	Dunedin	1-0	0.00	1	1	0	0	0	5.0	1	16	0	0	0	0	2	1	0	0	.063
2014	Dunedin	6-0	1.22	13	13	0	0	0	66.1	50	239	11	9	0	0	18	76	6	0	.209
	New Hampshire	3-1	4.54	8	8	0	0	0	35.2	32	136	18	18	5	2	17	49	3	1	.235
	Buffalo	3-1	3.18	5	4	0	0	0	22.2	14	77	8	8	2	0	8	38	0	0	.182
	Toronto	0-0	5.40	5	1	0	0	0	6.2	5	24	4	4	1	0	5	4	0	0	.208
2015	Buffalo	3-10	4.27	16	16	0	0	0	90.2	96	356	50	43	5	1	41	78	6	0	.270
	Toronto	1-1	3.86	5	5	0	0	0	23.1	23	86	11	10	3	2	12	18	2	0	.267
	DETROIT	2-1	3.68	8	8	0	0	0	36.2	30	139	20	15	6	0	7	27	1	0	.216
2016	Lakeland#	0-0	4.50	2	2	0	0	0	6.0	9	26	3	3	0	1	1	7	0	0	.346
	Erie#	1-0	4.05	1	1	0	0	0	6.2	5	24	3	3	2	0	3	7	0	0	.208
	Toledo	5-7	4.54	14	14	0	0	0	73.1	78	287	40	37	2	1	28	77	6	0	.272
2017	DETROIT	4-2	3.38	14	13	0	0	0	69.1	75	277	30	26	10	0	22	71	1	0	.271
	Toledo#	0-4	12.21	6	6	0	0	0	14.0	22	62	20	19	3	0	16	18	2	0	.355
	DETROIT	5-8	5.31	22	18	0	0	0	101.2	120	407	64	60	12	3	44	86	1	0	.295
MINOR LEAGUE TOTALS		25-34	4.41	102	99	0	0	0	448.2	449	1734	243	220	29	11	196	493	38	1	.259
DETROIT TOTALS		11-11	4.38	44	39	0	0	0	207.2	225	823	114	101	28	3	73	184	3	0	.273
MAJOR LEAGUE TOTALS		12-12	4.35	54	45	0	0	0	237.2	253	933	129	115	32	5	90	206	5	0	.271

TRANSACTIONS

- Selected by Toronto in the second round of the June 2011 draft
- On disabled list, June 10-July 8, 2013 (left forearm inflammation)
- On temporarily inactive list, July 12-17, 2014 (Participating in Futures Game)
- Acquired by the Tigers along with Matthew Boyd and Jairo Labourt from Toronto in exchange for David Price on July 30, 2015
- On disabled list, August 20-September 16, 2015 (right oblique strain)
- On disabled list, March 25-April 26, 2016 (lower back strain)
- On disabled list, July 5-August 2, 2016 (right oblique strain)
- On disabled list, July 6-September 1, 2017 (left groin strain)

MAJOR LEAGUE HITTING RECORD

	AVG	AB	R	H	2B	3B	HR	RBI	SH	SF	HBP	BB	SO
2017	.000	0	0	0	0	0	0	0	0	0	0	0	0
Career	.250	4	1	1	0	0	1	2	0	0	0	2	1

CAREER FIELDING


	G	TC	PO	A	E	DP	PCT
Pitcher	54	39	10	28	1	1	.974

CAREER HIGHS

- Longest Winning Streak:** 4 - August 25, 2016-April 14, 2017
- Longest Losing Streak:** 4 - June 22-September 22, 2017
- Strikeouts:** 11 - September 12, 2016 vs. Minnesota
- Walks:** 4 (four times) - last, July 5, 2017 vs. San Francisco
- Innings (starter):** 7.1 - August 2, 2015 at Baltimore
- Innings (reliever):** 3.0 (twice) - last, September 16, 2017 vs. Chicago (AL)

10-OR-MORE STRIKEOUT GAMES [1]

September 12, 2016 vs. Minnesota (11)

33 DEREK NORRIS

NON-ROSTER INVITEE

HT: 6-0 WT: 235 BT: R TH: R BORN: 2/14/1989 IN GODDARD, KS

CATCHER

Opening Day Age: 29 Residence: Wichita, KS
 Major League Service: 5.016 Signed Through: 2018
 How Obtained: Signed by the Tigers as a Minor League free agent on December 11, 2017

CAREER HIGHLIGHTS

- Selected to the American League All-Star Team in 2014.

SEASON HIGHLIGHTS

Appeared in 53 games with Tampa Bay in **2017**.

- Posted his third career multi-homer game on June 8 vs. Chicago (AL)...became the fifth catcher in Rays history with a multi-homer game, first since Curt Casali on July 28, 2015 vs. Detroit.
- Was a perfect 3x3 with a double, a home run and two RBI on June 23 vs. Baltimore.

Spent the entire **2016** season with San Diego, playing in 125 games.

- Equaled a career high with 14 home runs.
- Enjoyed his best month of the season in June, hitting .273 (21x77) with 14 runs scored, three doubles, five home runs and 16 RBI in 21 games.
- According to *Baseball Prospectus*, he ranked 10th in the Majors with 9.2 framing runs above average.

Completed his first season with San Diego in **2015**, establishing career highs in nearly every offensive category, including games played (147), hits (129), runs scored (65), doubles (33), home runs (14) and RBI (62).

- Named the Padres nominee for the MLBPA Heart and Hustle Award.
- Made a career-high 116 starts at catcher, throwing out a career-high and MLB-best 38 baserunners...his 38 runners thrown out were the most by any Major League catcher since 2009 when Detroit's Gerald Laird threw out 40, and the most by a National League catcher since 2003 when the Dodgers' Paul Lo Duca tossed out 43.
- Led all Major League catchers with a career-high 49 extra-base hits.
- Collected a total of 22 infield hits, the most by any Padre and the most among all Major League catchers.
- Played in 22 games in April, hitting .313 (25x80) with 11 runs scored, nine doubles, one home run and 11 RBI.
- Hit his second career walk-off home run and second career grand slam with a walk-off grand slam on May 29 vs. Pittsburgh.
- Had a career-high five hits on July 30 at New York (NL), going 5x5 with a home run and four RBI.

Earned his first All-Star selection in **2014** in his final season in Oakland.

- Ranked second among American League catchers with a .276 batting average (94x341) and .364 on-base percentage, while he was third with a .411 slugging percentage.
- Posted a .330 (35x106) batting average with runners in scoring position, the ninth-best mark in the American League and fourth-best among Major League catchers with 100-or-more plate appearances with runners in scoring position.
- Turned in a 3.13 catchers ERA, the lowest mark in the American League and third lowest in the Majors... it was the lowest by an American League catcher since Oakland's Terry Steinbach had a 2.88 ERA in 1989.
- Finished the month of April hitting .386 (22x57) with eight runs scored, five doubles, two home runs and 12 RBI in 20 games.
- Recorded his first career multi-homer game and drove in a career-best six runs on May 11 at Washington.
- Belted his first career grand slam on May 26 vs. Detroit.
- Recorded a hit and a run scored in Oakland's loss to Kansas City in the American League Wild Card Game.

Played in 98 games with Oakland in **2013**.

- Belted three pinch-hit home runs during the season, becoming the fifth player in Oakland history with three-or-more pinch-hit home runs in a season, the first since Jeff Burroughs had four in 1982.
- Homered in back-to-back games for the first time in his career on July 25 and 27 vs. Los Angeles (AL).
- Hit .343 (34x99) with 18 runs scored, six doubles, six home runs and 15 RBI over his final 42 games of the season from June 29-September 29.
- Sidelined from August 21-September 5 with a left toe fracture.



Saw the first Major League action of his career in **2012**, playing in 60 games with Oakland

- Began the season with Triple A Sacramento, hitting .329 (28x85) with 15 runs scored, nine doubles, one triple, three home runs and 16 RBI in 21 games in April.
- Made his Major League debut on June 21 vs. Los Angeles (NL) and went 0x3.
- Recorded his first Major League hit off of Madison Bumgarner on June 23 vs. San Francisco...added a RBI single in the ninth inning for his first Major League RBI.
- Belted his first MLB home run on June 24 vs. San Francisco, a three-run, walk-off homer in the ninth inning off Santiago Casilla...according to the Elias Sports Bureau, he was the third player in Athletics history to hit a game-ending home run for his first MLB home run.
- Appeared in all five games of the American League Division Series vs. Detroit...his start in Game 1 came at the age of 23 years, 235 days, making him the youngest catcher to start a postseason game in Athletics history.
- Ranked as the 18th-best prospect in the Pacific Coast League by *Baseball America* following the season.

Spent the entire **2011** season with Double A Harrisburg, appearing in 104 games.

- Led the Eastern League with 16.70 at-bats per home run, while he was third in the league with 77 walks.
- Threw out 39-of-97 (40.2%) attempted base stealers, which was the best mark in the Eastern League.
- Sideline from April 12-19 with a right ankle sprain.
- Hit a pair of home runs on June 3 at Erie...also had two homers on July 4 vs. Erie.
- Played for Scottsdale in the Arizona Fall League, where he hit .276 (21x76) with 13 runs scored, two doubles, two home runs and 11 RBI in 21 games...was named to the AFL All-Prospect Team and was selected to play in the AFL Rising Stars Game.
- Ranked as the ninth-best prospect in the Nationals organization and the 12th-best prospect in the Eastern League by *Baseball America* following the season.

Played in 94 games with Single A Potomac in **2010**.

- Rated by MiLB.com as the Single A Best Hitter of the Year and was named a MiLB.com Organization All-Star.
- Led the Carolina League with 89 walks and ranked second with a .419 on-base percentage.
- Sideline from April 19-May 10 with a left wrist sprain.
- Sideline from May 22-31 with a concussion.
- Placed on temporarily inactive list from August 26-29.
- Hit .278 (15x54) with 10 runs scored, five doubles, two triples, four home runs and 19 RBI in 16 games with Scottsdale in the Arizona Fall League...ranked second in the AFL with a .667 slugging percentage.
- Ranked as the second-best prospect in the Nationals organization, the 11th-best prospect in the Carolina League and the 72nd-best prospect in all of baseball by *Baseball America* following the season...also rated as having the best strike zone discipline in the Nationals system by the publication.

Named the Nationals Minor League Player of the Year in **2009**.

- Named to the South Atlantic League's Midseason and Postseason All-Star Teams and was also named the SAL's Most Outstanding Major League Prospect...was also honored as a Topps Single A All-Star.
- Led all full-season Washington Minor Leaguers with 23 home runs, 90 walks, a .413 on-base percentage and .513 slugging percentage.
- Paced the South Atlantic League with 90 walks, nine intentional walks and a .413 on-base percentage, while he ranked second with 23 home runs, tied for second with 53 extra-base hits, fourth with 84 RBI and 78 runs scored and fifth with a .513 slugging percentage.
- Named the South Atlantic League Player of the Week for the week ending May 17 after hitting .565 (13x23) with nine runs scored, three doubles, one home run and two RBI in six games.
- Finished the month of May with a .370 (37x100) batting average with 24 runs scored, eight doubles, eight home runs and 29 RBI in 28 games.
- Ranked as the second-best prospect in the Nationals organization, the fourth-best prospect in the South Atlantic League and the 38th-best prospect in all of baseball by *Baseball America* following the season...also rated as the best hitter for average, the best power hitter and having the best strike zone discipline in the Nationals system by the publication.

Led the New York-Penn League with 63 walks and a .444 on-base percentage in **2008** as he spent the entire season with Single A Vermont.

- Named to the New York-Penn League Midseason All-Star Team, the *Baseball America* Short Season All-Star Team and the Topps Short Season/Rookie All-Star Team.
- Appeared in 47 games at catcher, throwing out 23-of-49 (46.9%) attempted stealers, the best percentage in the New York-Penn League.
- Hit .349 (29x83) with 15 runs scored, four doubles, five home runs and 17 RBI in 25 games during July.
- Selected as the New York-Penn League Player of the Week for the week ending August 3, after batting .526 (10x19) with five runs scored, one double, three home runs and seven RBI in seven games.
- Rated as the sixth-best prospect in the Nationals organization and the fourth-best prospect in the New York-Penn League by *Baseball America* following the season...also rated as possessing the best strike zone discipline in the Nationals system by the publication.



2018 TIGERS

Completed his first season of professional baseball in **2007**, playing in 37 games with the GCL Nationals.

- Ranked as the 22nd-best prospect in the Nationals organization by *Baseball America* following the season.

PERSONAL/MISCELLANEOUS

- Resides in Wichita, KS during the offseason.
- Named Kansas' Gatorade Baseball Player of the Year and was selected to the Louisville Slugger All-American Team as a senior in **2007**.

DEREK R. NORRIS' CAREER RECORD

Year	Club	AVG	G	AB	R	H	TB	2B	3B	HR	RBI	SH	SF	HB	BB	SO	SB	CS	OBP	SLG	E
2007	GCL Nationals	.203	37	123	16	25	47	6	2	4	15	0	1	2	25	38	2	1	.344	.382	6
2008	Vermont	.278	70	227	42	63	105	12	0	10	38	0	4	8	63	56	11	9	.444	.463	10
2009	Hagerstown	.286	126	437	78	125	224	30	0	23	84	0	5	8	90	116	6	3	.412	.513	18
2010	Potomac	.235	94	298	67	70	125	19	0	12	49	0	4	8	89	94	6	3	.419	.419	7
2011	Harrisburg	.210	104	334	75	70	149	17	1	20	46	3	2	7	117	113	4	.367	.446	8	
2012	Sacramento	.271	58	218	39	59	104	14	2	9	38	0	6	1	21	41	5	1	.329	.477	2
	Oakland	.201	60	209	19	42	73	8	1	7	34	0	1	1	21	66	5	1	.276	.349	5
2013	Sacramento#	.429	3	14	3	6	12	0	0	2	4	0	0	0	0	3	0	0	.429	.857	1
	Oakland	.246	98	264	41	65	108	16	0	9	30	1	2	4	37	71	5	0	.345	.409	3
2014	Oakland	.270	127	385	46	104	155	19	1	10	55	1	1	1	54	86	2	2	.361	.403	6
2015	San Diego	.250	147	515	65	129	208	33	2	14	62	0	1	6	35	131	4	1	.305	.404	9
2016	San Diego	.186	125	415	50	77	136	17	0	14	42	0	3	4	36	139	9	2	.255	.328	9
2017	Tampa Bay	.201	53	179	21	36	68	5	0	9	24	0	4	3	12	48	1	0	.258	.380	6
MINOR LEAGUE TOTALS		.253	492	1651	320	418	766	98	5	80	274	3	22	34	365	465	43	21	.394	.464	52
NL TOTALS		.222	272	930	115	206	344	50	2	28	104	0	4	10	71	270	13	3	.283	.370	18
AL TOTALS		.238	338	1037	127	247	404	48	2	35	143	2	8	9	124	271	13	3	.323	.390	20
MAJOR LEAGUE TOTALS		.230	610	1967	242	453	748	98	4	63	247	2	12	19	195	541	26	6	.304	.380	38

TRANSACTIONS

- Selected by Washington in the fourth round of the June 2007 draft
- On disabled list, April 19-May 10, 2010 (left wrist sprain)
- On disabled list, May 22-31, 2010 (concussion)
- On temporarily inactive list, August 26-29, 2010
- On disabled list, April 12-19, 2011 (right ankle sprain)
- Acquired by Oakland along with A.J. Cole, Tommy Milone and Brad Peacock from Washington in exchange for Robert Gilliam and Gio Gonzalez on December 23, 2011
- On disabled list, August 21-September 5, 2013 (left toe fracture)
- Acquired by San Diego along with Seth Streich and international bonus compensation from Oakland in exchange for R.J. Alvarez and Jesse Hahn on December 18, 2014
- Acquired by Washington from San Diego in exchange for Pedro Avila on December 2, 2016
- Signed by Tampa Bay as a free agent on March 28, 2017
- Signed by the Tigers as a Minor League free agent on December 11, 2017

ALL-STAR GAME RECORD

Year	League/Site	POS	AVG	AB	R	H	TB	2B	3B	HR	RBI	SH	SF	HB	BB	SO	SB	CS	OBP	SLG	E
2014	AL/Minnesota	C	.500	2	1	1	1	0	0	0	0	0	0	0	1	0	0	0	.500	.500	0
ALL-STAR GAME TOTALS			.500	2	1	1	1	0	0	0	0	0	0	0	1	0	0	0	.500	.500	0

WILD CARD GAME RECORD

Year	Club/Opp.	AVG	G	AB	R	H	TB	2B	3B	HR	RBI	SH	SF	HB	BB	SO	SB	CS	OBP	SLG	E
2014	OAK vs. KC	.200	1	5	1	1	0	0	0	0	1	0	0	0	0	2	0	0	.200	.200	0
WILD CARD GAME TOTALS		.200	1	5	1	1	0	0	0	0	1	0	0	0	0	2	0	0	.200	.200	0

DIVISION SERIES RECORD

Year	Club/Opp.	AVG	G	AB	R	H	TB	2B	3B	HR	RBI	SH	SF	HB	BB	SO	SB	CS	OBP	SLG	E
2012	OAK vs. DET	.083	5	12	0	1	1	0	0	0	0	0	0	0	0	6	0	1	.083	.083	0
2013	OAK vs. DET	.000	1	1	0	0	0	0	0	0	0	0	0	0	0	1	0	0	.000	.000	0
DIVISION SERIES TOTALS		.077	6	13	0	1	1	0	0	0	0	0	0	0	0	7	0	1	.077	.077	0

CAREER FIELDING

	G	TC	PO	A	E	DP	PCT
Catcher	560	4288	4004	248	36	21	.992
First Base	21	122	119	1	2	8	.984

IN-DEPTH CATCHING STATISTICS

Year	G	SB	CS	CS%	CERA	PB	CPKO
2012	58	34	6	15.0%	3.08	4	0
2013	91	35	7	16.7%	3.61	6	1
2014	114	60	8	11.8%	3.13	8	0
2015	128	84	38	31.1%	4.14	13	1
2016	116	76	13	14.6%	4.41	8	0
2017	53	33	6	15.4%	3.93	6	0
Totals	560	322	78	19.5%	3.79	45	2

**CAREER HIGHS**

Hits: 5 - July 30, 2015 at New York (NL)
Home Runs: 2 (three times) - last, June 8, 2017 vs. Chicago (AL)
RBI: 6 - May 11, 2014 vs. Washington
Stolen Bases: 1 (26 times) - last, April 5, 2017 vs. New York (AL)
Hitting Streak: 8 - August 3-12, 2012

GRAND SLAMS [3]

May 26, 2014 vs. Detroit (Phil Coke) May 29, 2015 vs. Pittsburgh (Rob Scamahill) July 30, 2015 at New York (NL) (Hansel Robles)

TWO HOME RUN GAMES [3]

May 11, 2014 vs. Washington June 28, 2015 vs. Arizona June 8, 2017 vs. Chicago (AL)

28 BRAYAN PEÑA
NON-ROSTER INVITEE
CATCHER
HT: 5-9 WT: 240 BT: S TH: R BORN: 1/7/1982 IN LA HABANA, CU
Opening Day Age: 36 **Residence:** Windermere, FL
Major League Service: 9.081 **Signed Through:** 2018
How Obtained: Signed by the Tigers as a Minor League free agent on January 7, 2018

CAREER HIGHLIGHTS

- Selected American League Player of the Week once during his career.

SEASON HIGHLIGHTS

Played in 38 games with Triple A Omaha in the Kansas City Royals organization in **2017**.

- Sideline from April 9-May 27 with a back strain.
- Had a season-high three hits on July 22 at El Paso...also had three hits on August 11 vs. Iowa.
- Placed on temporarily inactive list from July 27-31.

Limited to nine Major League games with St. Louis in **2016** due to two separate stints on the disabled list.

- Sideline from April 1-June 28 with a left knee articular cartilage injury.
- Recorded both of his hits against Pittsburgh -- a single on July 5 and a pinch-hit double on September 5.
- Sideline from July 6-September 4 with left knee inflammation.

Spent the entire **2015** season with Cincinnati, appearing in 100-or-more games for the second straight season.

- Led National League catchers with a .999 fielding percentage, committing just one error in 715 total chances.
- Hit .313 (41x131) in the seventh inning-or-later, including a .364 (4x11) batting average in extra innings.
- Matched a career high with four hits in a game twice during the season, on June 10 vs. Philadelphia and June 17 vs. Detroit.

Played in a career-high 115 games in **2014** with Cincinnati.

- Also set career highs with 18 doubles and 26 RBI.
- Received the Joe Nuxhall Good Guy Award from the Cincinnati chapter of the Baseball Writers' Association of America.
- Threw out 40 percent of would-be basestealers, retiring 10-of-25 who attempted to steal.
- Placed on the paternity list July 6-8.
- Recorded the first multi-homer game of his career on July 18 at New York (AL).
- Posted a career-best, 13-game hitting streak from July 25-August 9, hitting .405 (17x42) with three runs scored, three doubles and three RBI.

Appeared in 97 games with Detroit in **2013**.

- Batted .354 (17x48) with six runs scored, two doubles, two home runs and eight RBI in 14 games during May...also hit .397 (25x63) with four runs scored, five doubles, one home run and five RBI in 19 games during August.

Completed his third full season at the Major League level with Kansas City in **2012**.

- Established a career high with four hits on April 15 vs. Cleveland.
- Hit .320 (16x50) with runners in scoring position.



2018 TIGERS

Saw action in 72 games with the Royals during the **2011** season.

- Equaled a career high with three RBI on April 22, May 27 and May 29, all at Texas.
- Hit .303 (10x33) in 11 games during June, while he batted .302 (19x63) in 17 games during July.
- Placed on the paternity list from August 10-12.

Completed his first full season at the Major League level with Kansas City in **2010**, playing in 60 games.

- Compiled a 10-game hitting streak from August 31-September 12, batting .432 (16x37) with five doubles, a home run and 10 RBI.
- Garnered American League Player of the Week honors for September 6-12 after hitting .435 (10x23) with three doubles, a home run and nine RBI in six games.
- Equaled a career high with three RBI on September 12 at Chicago (AL).
- Hit .333 (23x69) with seven doubles, a home run and 12 RBI in 21 games during September.

Knocked a career-best six home runs with Kansas City in **2009**.

- Hit safely in 17-of-22 games he played in with Triple A Omaha.
- Posted a 12-game hitting streak from July 27-August 21, batting .381 (16x42) with three doubles, two home runs and five RBI.
- Saw action in three games with the Dominican Republic during the Caribbean Series following the season.

Opened the **2008** season with the Atlanta Braves, before he was claimed off waivers by Kansas City on May 30.

- Sidelined May 5-23 with a back muscle strain.
- Hit safely in 14 straight games with Triple A Omaha from August 13-30, batting .365 (19x52) with four doubles, three home runs and nine RBI.
- Collected a season-high five hits on September 1 at Iowa.
- Saw action in 42 games with Gigantes in the Dominican Winter League following the season, batting .341 (56x164) with nine doubles, two triples, eight home runs and 38 RBI.

Made Atlanta's Opening Day roster out of Spring Training for the first time during his career in **2007**.

- Sidelined May 2-17 due to post-concussion syndrome.
- Collected a season-high four hits with Triple A Richmond on June 1 at Ottawa...equaled the high with four hits on August 9 at Charlotte.
- Posted an 11-game hitting streak from June 1-11, batting .413 (19x46) with four doubles, a home run and 12 RBI.
- Hit .370 (40x108) with five doubles, a triple, three home runs and 21 RBI in 28 games during June.
- Saw action in 41 games with Gigantes in the Dominican Winter League following the season, batting .288 (44x153) with nine doubles, a triple, three home runs and 25 RBI...hit .261 (6x23) with two doubles, a home run and two RBI in six games with the Dominican Republic in the Caribbean Series following the season.

Spent most of the **2006** season with Triple A Richmond.

- Belted his first Major League home run on May 28 at Chicago (NL), a solo shot in the seventh inning off of Roberto Novoa.
- Collected a season-high four hits on July 7 at Durham...matched the high with four hits on August 8 at Norfolk.
- Hit safely in 12 straight games from July 28-August 10, batting .440 (22x50) with five doubles, a triple, a home run and nine RBI.
- Sidelined August 16-26 with a left wrist contusion.
- Saw action in six games with Gigantes in the Dominican Winter League following the season, batting .182 (4x22) with a home run and two RBI.
- Named the 22nd-best prospect in the Braves organization by *Baseball America* following the season.

Selected to the International League Midseason All-Star Team in **2005** with Triple A Richmond...also saw his first Major League action during the season.

- Collected a season-high five hits on May 14 at Louisville.
- Made his Major League debut on May 23 vs. New York (NL), starting behind the plate...collected his first Major League hit off Kazuhisa Ishii, a single in the second inning.
- Compiled a 12-game hitting streak with Triple A Richmond from July 14-August 2, batting .441 (19x43) with four doubles, a triple and six RBI.
- Drove in a career-high three RBI on September 27 vs. Colorado.
- Named the 15th-best prospect in the Braves organization by *Baseball America* following the season.

Spent the entire 2004 season with Double A Greenville.

- Belted a season-high two home runs on May 21 vs. Montgomery.
- Compiled a 20-game hitting streak from July 8-August 17, batting .438 (32x73).
- Batted .387 (24x62) in 17 games during August.

Saw action in 82 games as he spent the entire **2003** season with Single A Myrtle Beach.

- Collected a season-best four RBI on May 2 at Salem.



- Hit .328 (19x58) in 17 games during June.
- Named the 24th-best prospect in the Braves organization by *Baseball America* following the season.

Spent the majority of the **2002** season with Single A Macon.

- Had an eight-game hitting streak from April 19-May 1, batting .394 (13x33).

Made his professional debut with Rookie-level Danville during the 2001 season, earning Appalachian League Postseason All-Star honors and being named the league's Star of Stars Award winner.

- Led the Appalachian League with a .370 batting average and 87 hits, while he finished second with a .440 on-base percentage, tied for third with 16 doubles, fourth with 110 total bases and tied for fifth with 64 games played.
- Fanned once every 8.97 plate appearances, the third-toughest batter to strike out in the Appalachian League.
- Named the 20th-best prospect in the Appalachian League by *Baseball America* following the season.

Signed by Atlanta as a non-drafted free agent on November 2, **2000**.

PERSONAL/MISCELLANEOUS

- Resides in Windermere, FL during the offseason.

BRAYAN EDUARDO PEÑA'S CAREER RECORD

Year	Club	AVG	G	AB	R	H	TB	2B	3B	HR	RBI	SH	SF	HB	BB	SO	SB	CS	OBP	SLG	E
2001	Danville	.370	64	235	39	87	110	16	2	1	33	1	2	0	31	30	3	1	440	468	5
2002	Macon	.229	81	271	26	62	81	10	0	3	25	3	2	2	22	37	0	3	290	299	5
	Myrtle Beach	.211	6	19	3	4	5	1	0	0	1	0	0	0	3	4	0	0	318	263	0
2003	Myrtle Beach	.294	82	286	24	84	106	14	1	2	27	6	2	1	11	28	2	5	320	371	2
2004	Greenville	.314	77	277	30	87	111	10	4	2	30	4	2	1	15	29	3	4	349	401	7
2005	Richmond	.326	81	282	27	92	117	21	2	0	25	6	3	0	28	19	3	1	383	415	4
	Atlanta	.179	18	39	2	7	9	2	0	0	4	0	0	0	1	7	0	0	200	231	0
2006	Richmond	.302	87	325	32	98	121	18	1	1	33	1	4	1	21	28	6	6	342	372	4
	Atlanta	.268	23	41	9	11	16	2	0	1	5	0	0	0	2	5	0	0	302	390	0
2007	Richmond	.301	94	345	42	104	146	20	2	6	48	3	1	2	19	38	5	7	341	423	4
	Atlanta	.212	16	33	2	7	10	0	0	1	3	0	0	0	3	0	0	1	212	303	0
2008	Omaha	.303	60	234	33	71	108	17	1	6	31	3	1	2	26	17	7	3	376	462	3
	Atlanta	.286	14	14	3	4	5	1	0	0	0	0	0	0	1	2	0	0	333	357	0
2009	Omaha	.307	22	88	11	27	47	6	1	4	18	2	1	3	4	9	2	1	354	534	3
	Kansas City	.273	64	165	17	45	73	10	0	6	18	4	2	0	12	18	0	0	318	442	0
2010	Kansas City	.253	60	158	11	40	53	10	0	1	19	1	2	1	12	27	2	0	306	335	3
2011	Kansas City	.248	72	222	17	55	75	11	0	3	24	0	4	2	12	24	0	0	288	338	2
2012	Kansas City	.235	68	212	16	50	68	10	1	2	25	1	4	0	9	24	0	1	262	321	4
2013	DETROIT	.297	71	229	19	68	91	11	0	4	22	2	4	2	6	26	0	2	315	397	3
2014	Cincinnati	.253	115	348	23	88	123	18	1	5	26	1	3	0	20	42	2	3	291	353	3
2015	Cincinnati	.273	108	333	17	91	108	17	0	0	18	2	1	2	29	34	2	0	334	324	1
2016	GCL Cardinals#	.333	3	9	3	3	7	1	0	1	3	0	0	0	1	0	0	0	333	778	0
	Palm Beach#	.263	6	19	1	5	5	0	0	0	5	0	2	0	3	0	0	0	238	263	0
	Springfield#	.188	9	32	2	6	6	0	0	0	0	0	0	1	4	0	0	0	212	188	0
	Memphis#	.200	5	20	1	4	4	0	0	0	1	0	1	0	1	2	0	0	227	200	0
	St. Louis	.154	9	13	0	2	3	1	0	0	0	0	0	0	1	2	0	0	214	231	1
2017	Omaha	.274	38	124	8	34	37	3	0	0	15	1	2	1	6	7	1	0	308	298	4
MINOR LEAGUE TOTALS		.299	715	2566	282	768	1011	137	14	26	295	30	23	13	188	256	32	31	347	394	41
AL TOTALS		.262	335	986	80	258	360	52	1	16	108	8	16	5	51	119	2	3	297	365	12
DETROIT TOTALS		.297	71	229	19	68	91	11	0	4	22	2	4	2	6	26	0	2	315	397	3
NL TOTALS		.256	303	821	56	210	274	41	1	7	56	3	4	2	54	95	4	4	256	302	5
MAJOR LEAGUE TOTALS		.259	638	1807	136	468	634	93	2	23	164	11	20	7	105	214	6	7	299	351	17

OPENING DAY BLANKINGS

The Tigers have shut out their opposition nine times on Opening Day in franchise history:

Date	Opponent	Score
April 11, 1907	vs. Cleveland	2-0
April 14, 1909	vs. Chicago (AL)	2-0
April 12, 1916	at Chicago (AL)	4-0
April 14, 1936	at Cleveland	3-0
April 15, 1947	at St. Louis	7-0
April 13, 1954	vs. Baltimore	3-0
April 6, 1970	at Washington	5-0
April 5, 2004	at Toronto	7-0
April 6, 2015	vs. Minnesota	4-0



2018 TIGERS

TRANSACTIONS

- Signed by Atlanta as a non-drafted free agent on November 2, 2000
- On disabled list, August 16-26, 2006 (left wrist contusion)
- On disabled list, May 2-17, 2007 (post-concussion syndrome)
- On disabled list, May 5-23, 2008 (back muscle strain)
- Claimed off waivers by Kansas City from Atlanta on May 30, 2008
- On paternity list, August 10-12, 2011
- Signed by the Tigers as a free agent on December 11, 2012
- Signed by Cincinnati as a free agent on November 20, 2013
- On paternity list, July 6-8, 2014
- Signed by St. Louis as a free agent on November 30, 2015
- On disabled list, April 1-June 28, 2016 (left knee articular cartilage injury)
- On disabled list, July 6-September 4, 2016 (left knee inflammation)
- Signed by Kansas City as a Minor League free agent on February 6, 2017
- On disabled list, April 9-May 27, 2017 (back strain)
- On temporarily inactive list, July 27-31, 2017
- Signed by the Tigers as a Minor League free agent on January 7, 2018

LEAGUE CHAMPIONSHIP SERIES RECORD

Year	Club/Opp.	AVG	G	AB	R	H	TB	2B	3B	HR	RBI	SH	SF	HB	BB	SO	SB	CS	OBP	SLG	E
2013	DET vs. BOS	.333	1	3	0	1	1	0	0	0	1	0	0	0	0	0	0	0	.333	.333	0
LCS TOTALS		.333	1	3	0	1	1	0	0	0	1	0	0	0	0	0	0	0	.333	.333	0

CAREER FIELDING

	G	TC	PO	A	E	DP	PCT
Catcher	437	3089	2911	162	16	27	.995
First Base	63	423	398	24	1	36	.998
Third Base	1	1	0	1	0	0	1.000

IN-DEPTH CATCHING STATISTICS

Year	G	SB	CS	CS%	CERA	PB	CPKO
2005	15	8	1	11.1%	6.67	0	0
2006	15	3	0	0.0%	4.31	0	0
2007	10	4	2	33.3%	6.37	1	0
2009	30	17	4	19.0%	5.56	2	0
2010	47	29	11	27.5%	4.75	1	0
2011	69	48	16	25.0%	4.49	4	0
2012	52	52	10	16.1%	4.22	5	0
2013	64	42	9	17.6%	3.76	5	0
2014	46	16	10	38.5%	2.86	1	0
2015	86	58	10	14.7%	3.98	5	0
2016	3	4	0	0.0%	3.79	1	0
Totals	437	281	73	20.6%	4.22	25	0

CAREER HIGHS

- Hits:** 4 (three times) - last, June 17, 2015 vs. Detroit
- Home Runs:** 2 - July 18, 2014 at New York (AL)
- RBI:** 3 (five times) - last, May 29, 2011 at Texas
- Stolen Bases:** 1 (six times) - last, September 2, 2015 at Chicago (NL)
- Hitting Streak:** 13 - July 25-August 9, 2014

TWO HOME RUN GAMES (1)

July 18, 2014 at New York (AL)

HOW THEY BECAME KNOWN AS "TIGERS"

Research reveals the nickname "Tigers" was first applied to the Detroit club in 1895. Baseball historians had long credited Philip J. Reid, city editor of the *Detroit Evening News*, with first using the name in print in 1896. However, George Stallings, manager of the Detroit team which was then a member of the Western League, took credit for the nickname because he had his players wear black-and-brown striped stockings, which, he said, reminded the fans of "tiger stripes."

It appears, though, that it was actually an unidentified headline writer at the *Detroit Free Press* who originated the Tigers nickname in 1895, a year before Stallings became manager and before the team was wearing striped stockings. Previously, the team had simply been called "Detroit", "the Detroit's", sometimes the "Wolverines" and at times the "Creams."

On April 16, 1895, the *Free Press* printed a headline over a baseball story which read, "Strouthers' Tigers Showed Up Very Nicely." On the same page, a string of baseball notes was headed "Notes of the Detroit Tigers of 1895." Curiously, not once in either story was the word "Tigers" used.

From then on, the *Free Press* regularly called the club the "Tigers" and in May, 1895, *The Sporting Life* began using "Tigers" in its dispatches from Detroit. However, up to July 1, 1895, careful research disclosed that neither the *Detroit Evening News* nor its Sunday paper, the *News-Tribune*, had ever used "Tigers."





83

ARVICENT PEREZ

HT: 5-10 WT: 170 BT: R TH: R BORN: 1/14/1994 IN BOLIVAR, VZ

CATCHER

Opening Day Age: 24 Residence: Bolivar, VZ
 Major League Service: 0.000 Signed Through: 2018
 How Obtained: Signed by the Tigers as a non-drafted free agent on September 13, 2011

NON-ROSTER INVITEE

SEASON HIGHLIGHTS

Played in a career-best 75 games in **2017** with Single A Lakeland.

- Named to the Florida State League Midseason All-Star Team.
- Threw out 33-of-70 (47.1%) would-be basestealers, leading all qualifying Florida State League catchers.
- Had a season-high three hits on April 25 at St. Lucie...also had three hits on May 6 at Palm Beach and June 19 at Dunedin.
- Appeared in 38 games with Tiburones de La Guaira of the Venezuelan Winter League, hitting .323 (41x127) with 14 runs scored, four doubles, one home run and 17 RBI.

Enjoyed the best offensive season of his career in **2016** with Single A West Michigan, establishing career highs in runs (28), hits (82), doubles (16) and RBI (30).

- Went a perfect 5x5 with two runs scored, a triple and three RBI on July 5 vs. Great Lakes.
- Finished the month of July with a .393 (24x61) batting average, 11 runs scored, three doubles, one triple and nine RBI in 18 games.
- Ranked as the 27th-best prospect in the Tigers organization by *Baseball America* following the season.

Combined to appear in 35 games between Single A Connecticut and Single A West Michigan in **2015**.

- Played in five games with Connecticut, before being transferred to West Michigan for the rest of the season.
- Sidelined from July 25-August 15 with a back muscle spasm.

Split the **2014** season between the GCL Tigers and Single A West Michigan.

- Named to the Gulf Coast League Postseason All-Star Team.
- Belted a pair of home runs and drove in a season-high five runs on July 1 at the GCL Blue Jays.
- Hit safely in 13 of his first 14 games with the GCL Tigers from June 20-July 10...hit .396 (19x48) with 11 runs scored, three doubles, one triple, three home runs and 16 RBI during the stretch.

Spent the entire **2013** season with the VSL Tigers, appearing in 48 games.

- Played in 34 games in June/July, hitting .313 (30x96) with seven runs scored, four doubles, one triple and 17 RBI.

Completed his first season of professional baseball in **2012**, playing in 34 games with the VSL Tigers.

- Drove in a season-high four runs on July 16 vs. the VSL Phillies.
- Hit .323 (10x31) with three runs scored, two doubles and seven RBI in 12 games during July.

PERSONAL/MISCELLANEOUS

- Resides in Bolivar, VZ during the offseason.

ARVICENT GUACAIPURO PEREZ'S CAREER RECORD

Year	Club	AVG	G	AB	R	H	TB	2B	3B	HR	RBI	SH	SF	HB	BB	SO	SB	CS	OBP	SLG	E	
2012	VSL Tigers	.289	34	97	8	28	38	5	1	1	15	0	2	3	5	11	3	0	.336	.392	5	
2013	VSL Tigers	.297	48	148	14	44	56	5	2	1	26	1	2	8	14	3	2	.338	.378	5	5	
2014	GCL Tigers	.309	27	81	14	25	42	6	1	3	20	1	4	1	7	3	0	.310	.519	2	2	
	West Michigan	.348	14	46	7	16	18	2	0	0	6	2	0	1	1	5	1	1	.375	.391	4	4
2015	Connecticut	.263	5	19	3	5	6	1	0	0	1	1	0	0	0	2	0	1	.263	.316	2	2
	West Michigan	.229	33	118	7	27	31	4	0	0	5	2	1	1	3	20	1	0	.252	.263	10	10
2016	West Michigan	.303	74	271	28	82	106	16	4	0	30	6	4	2	7	36	1	0	.320	.391	8	8
2017	Lakeland	.228	75	259	15	59	79	7	2	3	28	4	1	2	10	44	4	1	.261	.305	9	9
MINOR LEAGUE TOTALS		.275	310	1039	96	286	376	46	10	8	131	17	14	12	35	139	16	5	.303	.362	45	45

TRANSACTIONS

- Signed by the Tigers as a non-drafted free agent on September 13, 2011
- On disabled list, July 25-August 15, 2015 (back muscle spasm)




26

ZAC REININGER

HT: 6-3 WT: 185 BT: R TH: R BORN: 1/28/1993 IN SAN ANTONIO, TX

RIGHTHANDED PITCHER

Opening Day Age: 25 Residence: Spring Branch, TX
 Major League Service: 0.039 Signed Through: 2018
 How Obtained: Selected by the Tigers in the eighth round of the June 2013 draft

SEASON HIGHLIGHTS

Appeared in 52 games between Single A Lakeland, Double A Erie, Triple A Toledo and Detroit in **2017**.

- Posted a 0.94 WHIP on the season and limited opponents to a .193 (42x218) batting average in 42 Minor League appearances.
- Pitched in eight games with Lakeland during the month of May, posting a 0-1 record with a 2.08 ERA (13.0IP/3ER) and 11 strikeouts.
- Recorded 11 consecutive appearances without allowing an earned run from June 29-July 30 with Erie, a stretch that spanned 16.0 innings.
- Made his Major League debut on August 27 at Chicago (AL) and struck out Adam Engel for his first Major League strikeout.
- Did not allow a run over his final five appearances of the season from September 14-24.

Limited to eight games with the GCL Tigers West and Single A Lakeland in **2016** due to injury.

- Sidelined from April 7-August 4 with a right elbow ulnar collateral ligament injury.
- Sidelined from August 19-September 6 with right elbow inflammation.

Split the **2015** season between Single A Lakeland and Double A Erie.

- Did not allow a run in seven appearances with Lakeland during the season, throwing 13.1 scoreless innings.
- Sidelined from June 22-September 9 with a right elbow sprain.

Spent the entire **2014** season with Single A West Michigan, appearing in 33 games.

- Sidelined from April 3-May 5 with a right ankle sprain.
- On the suspended list from June 7-10.
- Made 15 appearances in June and July, posting a 2-1 record with six saves, a 1.24 ERA (29.0IP/4ER) and 30 strikeouts.
- Pitched in 11 games with the Glendale Desert Dogs in the Arizona Fall League, compiling a 0-1 record with a 8.25 ERA (12.0IP/11ER) and 14 strikeouts.

Named the Single A Connecticut Pitcher of the Year in **2013**.

- Selected to the New York-Penn League Midseason All-Star Team.
- Finished the season tied for first in the New York-Penn League with 10 saves.
- Began his professional career with nine consecutive scoreless appearances from June 19-July 17, a streak that lasted 11.2 innings.
- Made eight appearances in August and had five saves with a 0.00 ERA (8.2IP/0ER) and 17 strikeouts.
- Ranked as the 25th-best prospect in the Tigers organization and the 17th-best prospect in the New York-Penn League by *Baseball America* following the season.

PERSONAL/MISCELLANEOUS

- Resides in Spring Branch, TX during the offseason.
- Earned **2013** NJCAA Honorable Mention All-America honors after posting a 10-5 record with a 1.95 ERA as a sophomore at Hill Junior College.
- Participated in the Tigers Winter Caravan and TigerFest.
- Recommended/signed by Tim Grieve for the Tigers.



ZACHARY [ZAC] RYAN REININGER'S CAREER RECORD

Year	Club	W-L	ERA	G	GS	CG	SHO	SV	IP	H	AB	R	ER	HR	HB	BB	SO	WP	BK	AVG
2013	Connecticut	1-2	1.00	22	1	0	0	10	27.0	17	99	6	3	0	1	6	32	2	1	.172
2014	West Michigan	4-4	2.54	33	0	0	0	11	56.2	42	207	18	16	3	3	17	58	2	0	.203
2015	Lakeland	1-0	0.00	7	0	0	0	3	13.1	8	45	0	0	0	1	5	8	0	0	.178
	Erie	0-2	10.22	9	0	0	0	0	12.1	19	53	16	14	3	0	7	9	2	0	.358
2016	GCL Tigers West#	0-0	0.00	4	0	0	0	0	6.0	2	20	0	0	0	0	2	8	1	0	.100
	Lakeland	0-0	0.00	4	0	0	0	0	5.2	2	18	0	0	0	0	2	5	0	0	.111
2017	Lakeland	1-1	3.86	17	0	0	0	0	28.0	22	101	12	12	2	1	6	26	4	0	.218
	Erie	1-1	1.48	16	0	0	0	1	24.1	13	78	5	4	0	0	8	29	0	0	.167
	Toledo	1-0	1.59	9	0	0	0	1	11.1	7	39	2	2	0	0	4	5	0	0	.179
	DETROIT	0-0	7.45	10	0	0	0	0	9.2	16	43	8	8	3	0	3	5	2	0	.372
	MINOR LEAGUE TOTALS	9-10	2.49	121	1	0	0	26	184.2	132	660	59	51	8	6	57	180	11	1	.200
	MAJOR LEAGUE TOTALS	0-0	7.45	10	0	0	0	0	9.2	16	43	8	8	3	0	3	5	2	0	.372

TRANSACTIONS

- Selected by the Tigers in the eighth round of the June 2013 draft
- On disabled list, April 3-May 5, 2014 (right ankle sprain)
- On suspended list, June 7-10, 2014
- On disabled list, June 22-September 9, 2015 (right elbow sprain)
- On disabled list, April 7-August 4, 2016 (right elbow ulnar collateral ligament injury)
- On disabled list, August 19-September 6, 2016 (right elbow inflammation)

CAREER FIELDING

	G	TC	PO	A	E	DP	PCT
Pitcher	10	2	1	1	0	1	1.000

CAREER HIGHS

- Longest Winning Streak:** No Major League wins
- Longest Losing Streak:** No Major League losses
- Strikeouts:** 2 - September 1, 2017 vs. Cleveland
- Walks:** 1 (three times) - last, September 24, 2017 vs. Minnesota
- Innings (relief):** 1.2 - September 3, 2017 vs. Cleveland



22

VICTOR REYES

HT: 6-5 WT: 194 BT: S TH: R BORN: 10/5/1994 IN BARCELONA, VZ

OUTFIELDER

Opening Day Age: 23 **Residence:** Barcelona, VZ

Major League Service: 0.000 **Signed Through:** 2018

How Obtained: Selected by the Tigers from Arizona in the Major League phase of the Rule 5 Draft on December 14, 2017

SEASON HIGHLIGHTS

- Played in a career-high 126 games with Double A Jackson in **2017**.
- Ranked tied for third in the Southern League with 140 hits, while he was tied for fifth with a .292 (140x479) batting average.
- Had four hits on April 22 at Biloxi...also had four hits on September 2 at Tennessee.
- Finished the month of April with a .346 (28x81) batting average, 10 runs scored, six doubles, two triples, one home run and 14 RBI in 20 games.
- Hit safely in 11 straight games from April 24-May 9...hit .435 (20x46) with six runs scored, five doubles, one triple and seven RBI during the streak.
- Posted a .317 (32x101) batting average with 19 runs scored, nine doubles, two triples, one home run and 10 RBI in 27 games in July.
- Named Southern League Player of the Week for the week ending September 4 after hitting .538 (14x26) with six runs scored, two doubles, one triple, one home run and four RBI in seven games during the week.
- Played for the Salt River Rafters in the Arizona Fall League and hit .316 (25x79) with eight runs scored, three doubles, two triples and nine RBI in 20 games...was selected to play in the AFL's Rising Stars Game.

Spent the entire **2016** season with Single A Visalia.

- Named an Organization All-Star by MiLB.com.
- Tied for the California League lead with 12 triples, while he ranked tied for fourth with a .303 (142x469) batting average.



2018 TIGERS

- Had four hits and scored four runs on May 8 at Lancaster...also had four hits on June 27 vs. Rancho Cucamonga and July 19 at Bakersfield.
- Played in 49 games in July and August and hit .339 (65x192) with 30 runs scored, six doubles, six triples, three home runs and 22 RBI.
- Ranked as the 23rd-best prospect in the Diamondbacks organization by *Baseball America* following the season.

Completed his first season in the Diamondbacks organization in **2015**, playing in 121 games with Single A Kane County.

- Ranked third in the Midwest League with a .311 (132x424) batting average.
- Hit over .300 in each of the first two months of the season, batting .302 (16x53) in 14 games during April and .305 (29x95) in 26 games in May.
- Posted a 12-game hitting streak from June 30-July 12...hit .383 (18x47) with 12 runs scored, three doubles and three RBI during the streak.
- Played in 32 games in August and September, batting .376 (41x109) with 17 runs scored, four doubles, two triples, two home runs and 19 RBI.
- Rated as the 26th-best prospect in the Diamondbacks organization by *Baseball America* following the season.

Limited to 89 games with Single A Rome in **2014** due to injury.

- Named to the South Atlantic League Midseason All-Star Team.
- Posted a .326 (29x89) batting average with 10 runs scored, five doubles and nine RBI in 25 games during April.
- Hit safely in 17 consecutive games from April 26-May 17...hit .476 (30x63) with seven runs scored, four doubles and 12 RBI during the streak.
- Sidelined from July 22-September 22 with a right knee contusion.
- Ranked as the 22nd-best prospect in the Braves organization by *Baseball America* following the season.

Split the **2013** season between the GCL Braves and Rookie-level Danville.

- Drove in a season-high four runs on June 24 vs. the GCL Yankees2.
- Played in 22 games with the GCL Braves in July, hitting .329 (25x76) with 14 runs scored, four doubles and 10 RBI.
- Hit safely in 15-of-18 games with Danville.
- Ranked as the 14th-best prospect in the Braves organization and the Gulf Coast League by *Baseball America* following the season.

Made his professional debut in **2012** with the DSL Braves, playing in 52 games.

- Drove in a season-high four runs on August 10 at the DSL Tigers.
- Hit .306 (15x49) with 14 runs scored, one double and 13 RBI in 16 games during August.

PERSONAL/MISCELLANEOUS

- Resides in Barcelona, VZ in the offseason.

VICTOR JOSE REYES' CAREER RECORD

Year	Club	AVG	G	AB	R	H	TB	2B	3B	HR	RBI	SH	SF	HB	BB	SO	SB	CS	OBP	SLG	E
2012	DSL Braves	.296	52	162	40	48	51	3	0	33	1	3	5	31	39	12	6	418	.315	0	
2013	GCL Braves	.357	31	112	22	40	50	8	1	0	21	1	3	1	12	20	5	1	414	.446	1
	Danville	.321	18	81	12	26	29	3	0	4	0	0	0	3	9	0	0	345	.358	0	
2014	Rome	.259	89	332	32	86	99	13	0	0	34	2	2	1	24	58	12	7	309	.298	4
2015	Kane County	.311	121	424	57	132	165	17	5	2	59	6	5	1	22	58	13	4	343	.389	5
2016	Visalia	.303	124	469	62	142	195	11	12	6	54	5	1	1	33	78	20	8	349	.416	6
2017	Jackson	.292	126	479	59	140	191	29	5	4	51	4	3	3	27	80	18	9	332	.399	1
MINOR LEAGUE TOTALS		.298	561	2059	284	614	780	84	23	12	256	19	17	12	152	342	80	35	347	.379	17


TRANSACTIONS

- Signed by Atlanta as a non-drafted free agent on July 2, 2011
- On disabled list, July 22-September 22, 2014 (right knee contusion)
- Acquired by Arizona from Atlanta in exchange for a supplemental second round draft pick on April 6, 2015
- Selected by the Tigers from Arizona in the Major League phase of the Rule 5 Draft on December 14, 2017

DETROIT TIGERS OLDE ENGLISH 'D'

The Detroit Tigers Olde English 'D' is one of the most revered emblems in Major League Baseball. It was first stitched on the away uniform in 1904, only three years after the team had joined the newly formed American League. The following year, the Olde English 'D' was stitched on the home uniform as well and also appeared on the baseball cap. Through the years the 'D' has undergone various stylizations, but the pride this symbol brings to the team and its fans has been constant.





80

RONNY RODRIGUEZ

HT: 6-0 WT: 180 BT: R TH: R BORN: 4/17/1992 IN SANTIAGO, DR

INFIELDER

Opening Day Age: 25 Residence: Mao Valverde, DR
 Major League Service: 0.000 Signed Through: 2018
 How Obtained: Signed by the Tigers as a Minor League free agent on December 18, 2017

NON-ROSTER
INVITEE

SEASON HIGHLIGHTS

Spent the entire **2017** season with Triple A Columbus, playing in 117 games.

- Named an International League Postseason All-Star and an Organization All-Star by MiLB.com.
- Ranked tied for fifth in the International League with a .291 (130x447) batting average.
- Sidelined from June 1-16 with a right abdomen strain.
- Collected a season-high four hits on July 14 at Toledo.
- Posted a .333 (32x96) batting average with 15 runs scored, six doubles, one triple, seven home runs and 21 RBI in 26 games during July.

Saw time in 116 games with Triple A Columbus in **2016**.

- Hit safely in 17 straight games from April 24-May 15...batted .348 (23x66) with 14 runs scored, seven doubles, two triples, two home runs and 15 RBI during the streak.
- Went 5x6 with two runs scored and a double on May 30 at Buffalo.
- Belted a pair of homers and drove in four runs on July 1 at Pawtucket...also had two homers and four RBI on July 30 at Charlotte.
- Played in 44 games with Aguilas Cibaenas in the Dominican Winter League, hitting .306 (49x160) with 24 runs scored, 10 doubles, three triples, three home runs and 12 RBI.

Limited to 72 games in **2015** with Double A Akron.

- Sidelined from April 9-June 9 with a left wrist sprain.
- Hit .338 (27x80) with 10 runs scored, two doubles, two triples, four home runs and 12 RBI in 22 games during June.
- Placed on the temporarily inactive list from July 8-21.
- Hit a pair of home runs on August 1 at Altoona...also had a two-homer game on August 14 at Portland.

Appeared in 118 games with Double A Akron in **2014**.

- Placed on the temporarily inactive list from April 17-21.
- Collected a season-high four hits on May 30 vs. Harrisburg...also had four hits on June 26 vs. Harrisburg.
- Ranked as the 30th-best prospect in the Indians organization by *Baseball America* following the season.

Spent the entire **2013** season with Double A Akron.

- Posted a 12-game hitting streak from May 20-June 1, batting .408 (20x49) with eight runs scored, three doubles, one triple, two home runs and 11 RBI.
- Hit .392 (31x79) with 15 runs scored, seven doubles, two triples and 11 RBI in 18 games during June.
- Recorded multiple hits in 11-of-14 games from June 7-July 2.
- Ranked as the seventh-best prospect in the Indians system by *Baseball America* following the season.

Established career highs in games played (126), runs scored (67), home runs (19) and RBI (66) in **2012** with Single A Carolina.

- Named to the Carolina League Postseason All-Star Team.
- Finished tied for third in the Indians system and fourth in the Carolina League with 19 home runs, while he was seventh in the league with 66 RBI and eighth with 67 runs scored.
- Went 5x5 with three runs scored, a double and two RBI on June 17 at Salem.
- Belted a pair of home runs on June 29 at Myrtle Beach.
- Hit .340 (32x94) with 23 runs scored, four doubles, two triples, five home runs and 17 RBI in 27 games during June.
- Appeared in 18 games with Scottsdale in the Arizona Fall League, hitting .239 (16x67) with eight runs scored, three doubles, three triples and seven RBI.
- Ranked as the eighth-best prospect in the Indians organization and the 19th-best prospect in the



2018 TIGERS

Carolina League by *Baseball America* following the season...also rated as possessing the best infield arm in the Carolina League by the publication.

Made his professional debut in **2011**, playing in 98 games with Single A Lake County.

- Hit a pair of home runs and drove in a season-high four runs on August 20 vs. Fort Wayne.
- Ranked as the 13th-best prospect and rated as possessing the best infield arm in the Indians system by *Baseball America* following the season.

PERSONAL/MISCELLANEOUS

- Resides in Mao Valverde, DR during the offseason.

RONNY RODRIGUEZ'S CAREER RECORD

Year	Club	AVG	G	AB	R	H	TB	2B	3B	HR	RBI	SH	SF	HB	BB	SO	SB	CS	OBP	SLG	E
2011	Lake County	.246	98	370	41	91	166	28	7	11	42	4	4	3	13	83	10	7	.274	.449	38
2012	Carolina	.264	126	454	67	120	205	20	4	19	66	3	2	5	19	88	7	7	.300	.452	33
2013	Akron	.265	116	468	62	124	176	25	6	5	52	6	5	3	16	76	12	3	.291	.376	24
2014	Akron	.228	118	413	52	94	134	25	0	5	34	2	6	1	25	92	4	5	.270	.324	15
2015	Akron	.286	72	269	34	77	132	14	4	11	29	3	1	2	10	60	4	5	.316	.491	8
2016	Columbus	.258	116	450	58	116	180	24	5	10	59	10	4	2	22	88	4	4	.293	.400	9
2017	Columbus	.291	117	447	60	130	203	18	2	17	64	7	5	1	23	92	15	5	.324	.454	4
MINOR LEAGUE TOTALS		.262	763	2871	374	752	1196	154	28	78	346	35	27	17	128	579	56	36	.295	.417	131

TRANSACTIONS

- Selected by Cleveland as a non-drafted free agent on October 5, 2010
- On temporarily inactive list, April 17-21, 2014
- On disabled list, April 9-June 9, 2015 (left wrist sprain)
- On temporarily inactive list, July 8-21, 2015
- On disabled list, June 1-16, 2017 (right abdomen strain)
- Signed by the Tigers as a Minor League free agent on December 18, 2017



NON-ROSTER INVITEE

84 JAKE ROGERS

HT: 6-1 WT: 192 BT: R TH: R BORN: 4/18/1995 IN CANYON, TX

CATCHER

Opening Day Age: 22

Major League Service: 0.000

How Obtained: Acquired by the Tigers along with Daz Cameron and Franklin Perez from Houston in exchange for Justin Verlander and a player to be named later (Juan Ramirez) on August 31, 2017

Residence: Canyon, TX

Signed Through: 2018

SEASON HIGHLIGHTS

Began the **2017** season in the Houston Astros organization, before being traded to the Tigers on August 31.

- Played in 13 games during May, hitting .364 (16x44) with 11 runs scored, five doubles, one triple, three home runs and 10 RBI.
- Collected a season-high four hits and drove in a season-best four RBI on July 4 at Myrtle Beach.
- Homered in three consecutive games from July 8-10 at Down East.
- Posted a 12-game hitting streak from July 2-16...hit .420 (21x50) with 11 runs scored, two doubles, five home runs and 17 RBI during the streak.
- Rated as the fifth-best prospect and as being the best defensive catcher in the Tigers organization by *Baseball America* following the season.

Completed his first season of professional baseball in **2016**, playing in 46 games between Single A Tri-City and Single A Quad Cities.

- Had a season-high three hits on July 25 vs. Vermont.
- Ranked as the 20th-best prospect in the Astros organization by *Baseball America* following the season.

PERSONAL/MISCELLANEOUS

- Resides in Canyon, TX during the offseason.
- Played his college baseball at Tulane University, earning American Athletic Conference All-First Team honors as a junior in **2016**.



JACOB (JAKE) RAY ROGERS' CAREER RECORD

Year	Club	AVG	G	AB	R	H	TB	2B	3B	HR	RBI	SH	SF	HB	BB	SO	SB	CS	OBP	SLG	E
2016	Tri-City	.253	25	87	11	22	37	7	1	2	12	1	0	3	13	18	0	2	.369	.425	3
	Quad Cities	.208	21	72	7	15	23	3	1	1	4	0	0	2	8	25	1	0	.305	.319	3
2017	Quad Cities	.255	27	102	17	26	53	7	1	6	15	0	1	4	9	28	1	0	.336	.520	1
	Buies Creek	.265	83	313	43	83	143	18	3	12	55	0	6	4	44	72	13	8	.357	.457	4
	Lakeland	.143	2	7	0	1	1	0	0	0	0	0	0	0	1	2	0	0	.250	.143	0
MINOR LEAGUE TOTALS		.253	158	581	78	147	257	35	6	21	86	1	7	13	75	145	15	10	.348	.442	11

TRANSACTIONS

- Signed by Houston in the third round of the June 2016 draft
- Acquired by the Tigers along with Daz Cameron and Franklin Perez from Houston in exchange for Justin Verlander and a player to be named later (Juan Ramirez) on August 31, 2017



53

WARWICK SAUPOLD

HT: 6-2 WT: 223 BT: R TH: R BORN: 1/16/1990 IN REDCLIFFE, AUS

RIGHTHANDED PITCHER

Opening Day Age: 28 Residence: Redcliffe, AUS

Major League Service: 1.035 Signed Through: 2018

How Obtained: Signed by the Tigers as a non-drafted free agent on January 23, 2012.

SEASON HIGHLIGHTS

Established career highs with 45 appearances, 62.2 innings pitched and 44 strikeouts as he spent most of the **2017** season with the Tigers.

- Started four games with Triple A Toledo in April and compiled a 1-0 record with a 1.99 ERA (22.2IP/5ER) and 19 strikeouts.
- Did not allow an earned run in six consecutive appearances with the Tigers from May 23-June 8, a stretch that spanned 11.2 innings.
- Threw a career long 4.1 innings on June 28 vs. Kansas City, allowing one run on three hits with two walks and one strikeout.
- Compiled a 3-1 record with a 2.57 ERA (42.0IP/12ER) and 21 strikeouts in 26 appearances from May 25-August 13.
- Appeared in four games with the Perth Heat of the Australian Baseball League, picking up two saves and throwing 3.2 scoreless innings with three strikeouts.
- Made one start for Team Australia in the 2017 World Baseball Classic, throwing 4.0 scoreless innings with four hits allowed, one walk and four strikeouts on March 9 vs. Cuba.

Spent the majority of the **2016** season with Triple A Toledo, appearing in 18 games, including 11 starts.

- Made his Major League debut on May 14 at Baltimore, entering the game with one out in the eighth inning and throwing 0.2 scoreless innings with one hit allowed -- became the 29th player from Australia to appear in an MLB game and the second for the Tigers, joining Brad Thomas, who played for Detroit in 2010-11.
- Picked up the first win of his Major League career on May 15 at Baltimore, throwing 2.2 shutout innings with two hits allowed, two walks and four strikeouts...struck out Mark Trumbo looking in the fifth inning for the first strikeout of his big league career.
- Sideline from June 1-July 17 with a right groin strain.
- Posted a 4-0 record with a 0.90 ERA (30.0IP/3ER) and 21 strikeouts in six appearances, including four starts, in August with Toledo.
- Pitched for the Perth Heat in the Australian Baseball League following the season and had a 0-2 record with four saves, a 7.38 ERA (7.1IP/6ER) and five strikeouts.

Saw time with Double A Erie and Triple A Toledo in **2015**, appearing in 29 games, including 18 starts.

- Named the Tigers Minor League Gold Glove winner at pitcher.
- Allowed two earned runs-or-less in nine consecutive appearances with Erie from June 21-August 6 -- had a 2-1 record with one save, a 1.48 ERA (30.1IP/5ER) and 28 strikeouts over the nine outing stretch.
- Posted a 1-5 record with one save, a 3.52 ERA (23.0IP/9ER) and 14 strikeouts over 11 games with the Perth Heat of the Australian Baseball League.



2018 TIGERS

Started 27 games in **2014** as he spent the entire season with Double A Erie.

- Finished the season tied for the Eastern League lead with 27 starts, while he was second with 125 strikeouts -- ranked fourth among Eastern League starters with 8.04 strikeouts per nine innings.
- Sidelined from June 26-July 3 with a right ankle sprain.
- Won four straight decisions from July 3-25 -- had a 2.08 ERA (30.1IP/7ER) and 24 strikeouts over the five-start stretch.

Tabbed the Double A Erie Pitcher of the Year in **2013** as he had a 7-6 record with a 3.28 ERA (129.0IP/47ER) and 82 strikeouts in 22 starts.

- Selected to the Eastern League Midseason All-Star Team.
- Ranked fourth in the Eastern League with a 3.28 ERA.
- Began the season by allowing three earned runs-or-less in eight consecutive starts -- posted a 3-1 record with a 2.03 ERA (48.2IP/11ER) and 38 strikeouts during the streak.
- Sidelined from June 14-July 16 with right rotator cuff impingement syndrome.

Split the **2012** season between Single A West Michigan and Single A Lakeland.

- Posted a 1-0 record with one save, a 0.83 ERA (21.2IP/2ER) and 21 strikeouts over his final 10 appearances with the Whitecaps.

Made 10 starts with Perth in the Australian Baseball League in **2011** and had a 5-3 record with a 1.41 ERA (70.0IP/11ER) and 53 strikeouts.

- Led the ABL with a 1.41 ERA, while he was tied for second with five wins and tied for third with 53 strikeouts.

PERSONAL/MISCELLANEOUS

- Resides in Redcliffe, Australia during the offseason.
- Attended the Annual Ilitch Charities Celebrity Golf Classic.
- Recommended/signed by Glenn Williams/Kevin Hooker for the Tigers.

WARWICK ANTHONY SAUPOLO'S CAREER RECORD

Year	Club	W-L	ERA	G	GS	CG	SHO	SV	IP	H	AB	R	ER	HR	HB	BB	SO	WP	BK	AVG
2012	West Michigan	2-1	2.79	28	1	0	0	2	58.0	58	223	25	18	3	4	10	58	2	0	.260
	Lakeland	2-2	3.77	7	5	0	0	0	31.0	32	121	15	13	2	2	11	24	2	1	.264
2013	Erie	7-6	3.28	22	22	1	0	0	129.0	124	482	54	47	12	8	51	82	6	0	.257
2014	Erie	8-11	5.01	27	27	2	0	0	140.0	141	531	92	78	16	7	65	125	16	1	.266
2015	Erie	5-6	4.01	23	15	0	0	1	103.1	102	388	49	46	5	3	36	71	11	0	.263
	Toledo	1-2	4.43	6	3	0	0	0	20.1	14	69	10	10	1	1	6	23	0	0	.203
2016	Lakeland#	0-0	1.59	2	2	0	0	0	5.2	7	23	5	1	0	0	4	1	2	0	.304
	Toledo	7-2	2.30	18	11	1	0	0	74.1	64	272	20	19	3	2	22	50	3	0	.235
	DETROIT	1-1	7.45	6	0	0	0	0	9.2	17	43	8	8	0	1	3	10	0	0	.395
2017	Toledo	2-0	2.90	7	7	0	0	0	40.1	38	149	13	13	2	1	17	33	0	0	.255
	DETROIT	3-2	4.88	45	0	0	0	0	62.2	64	240	36	34	9	6	31	44	4	0	.267
MINOR LEAGUE TOTALS		34-30	3.66	140	93	4	0	3	602.0	580	2258	283	245	44	28	222	467	42	2	.257
MAJOR LEAGUE TOTALS		4-3	5.23	51	0	0	0	0	72.1	81	283	44	42	9	7	34	54	4	0	.286

TRANSACTIONS

- Signed by the Tigers as a non-drafted free agent on January 23, 2012
- On disabled list, June 14-July 16, 2013 (right rotator cuff impingement syndrome)
- On disabled list, June 26-July 3, 2014 (right ankle sprain)
- On disabled list, June 1-July 17, 2016 (right groin strain)
- On suspended list, September 1-6, 2016

WORLD BASEBALL CLASSIC RECORD

Year	Club	W-L	ERA	G	GS	CG	SHO	SV	IP	H	AB	R	ER	HR	HB	BB	SO	WP	BK	AVG
2017	Australia	0-0	0.00	1	0	0	0	0	4.0	4	14	0	0	0	1	1	4	0	0	.286
WBC TOTALS		0-0	0.00	1	0	0	0	0	4.0	4	14	0	0	0	1	1	4	0	0	.286

CAREER FIELDING

	G	TC	PO	A	E	DP	PCT
Pitcher	51	22	7	15	0	2	1.000

CAREER HIGHS

- Longest Winning Streak:** 2 - July 16-August 3, 2017
- Longest Losing Streak:** 1 (three times) - last, September 9, 2017
- Strikeouts:** 4 (three times) - last, June 4, 2017 vs. Chicago (AL)
- Walks:** 4 - August 15, 2017 at Texas
- Innings (reliever):** 4.1 - June 28, 2017 vs. Kansas City




65 GREGORY SOTO

HT: 6-1 WT: 236 BT: L TH: L BORN: 2/11/1995 IN HAINA, DR

LEFTHANDED PITCHER

Opening Day Age: 23 Residence: Nigua, DR
 Major League Service: 0.000 Signed Through: 2018
 How Obtained: Signed by the Tigers as a non-drafted free agent on December 26, 2012

CAREER HIGHLIGHTS

- Named the Tigers Minor League Pitcher of the Year in 2017.

SEASON HIGHLIGHTS

Selected the Tigers Minor League Pitcher of the Year in **2017**, after compiling a 12-2 record with a 2.25 ERA (124.0IP/31ER) and 144 strikeouts in 23 starts between Single A West Michigan and Single A Lakeland.

- Named to the Midwest League Midseason and Postseason All-Star Teams.
- Ranked tied for seventh in the Midwest League with 10 wins, while he was 10th with 116 strikeouts.
- Did not allow an earned run in his first five starts of the season from April 11-May 7, a stretch that lasted 28.0 innings.
- Struck out a season-high 12 batters on May 20 at Lake County...also had a double-digit strikeout performance on July 14 vs. Cedar Rapids, striking out 11.
- Made four starts with West Michigan in July, going 3-0 with a 1.71 ERA (21.0IP/4ER) and 30 strikeouts.
- Started five games with Lakeland and allowed two runs-or-less in each start.
- Ranked as the 10th-best prospect in the Tigers organization by *Baseball America* following the season.

Started 15 games with Single A Connecticut in **2016**.

- Ranked tied for second in the New York-Penn League with 15 starts, while he was tied for sixth with 62 strikeouts and tied for ninth with 71.1 innings pitched...ranked fifth among New York-Penn League starting pitchers with 7.82 strikeouts per nine innings.
- Finished the month of August with a 3-1 record, a 2.45 ERA (33.0IP/9ER) and 29 strikeouts in six starts.
- Limited lefthanded hitters to a .194 (19x98) batting average, while righties hit .292 (49x168) against him.
- Ranked as the 30th-best prospect in the Tigers organization by *Baseball America* following the season.

Made 11 appearances, including six starts, between the GCL Tigers and Single A Connecticut in **2015**.

- Made five appearances, including one start, with the GCL Tigers in July, going 1-3 with a 2.14 ERA (21.0IP/5ER) and 21 strikeouts.
- Threw a season-long 6.2 innings and tied a season high with eight strikeouts on August 28 vs. the GCL Yankees2.

Spent the entire **2014** season with the DSL Tigers, appearing in 16 games, including 10 as a starter.

- Pitched in five games, including two starts, during August, going 3-0 with a 0.55 ERA (16.1IP/1ER) and 20 strikeouts.

Completed his first season of professional baseball in **2013**, making 16 appearances, including 12 starts, with the DSL Tigers.

- Earned the first win of his professional career and struck out a season-high 10 batters on June 10 vs. the DSL Rojas.
- Allowed one run-or-less in each of his first five starts from June 4-July 4 and posted a 1-0 record with a 0.98 ERA (18.1IP/2ER) and 26 strikeouts during the stretch.

PERSONAL/MISCELLANEOUS

- Resides in Nigua, DR during the offseason.
- Participated in the Tigers Winter Caravan and TigerFest.
- Recommended/signed by Carlos Santana and Ramon Perez for the Tigers.



2018 TIGERS

GREGORY SOTO'S CAREER RECORD

Year	Club	W-L	ERA	G	GS	CG	SHO	SV	IP	H	AB	R	ER	HR	HB	BB	SO	WP	BK	AVG
2013	DSL Tigers	1-2	4.82	16	12	0	0	0	37.1	29	128	22	20	1	4	36	51	14	1	.227
2014	DSL Tigers	5-3	3.20	16	10	0	0	0	50.2	41	183	24	18	0	7	25	57	8	2	.224
2015	GCL Tigers	2-4	2.19	9	5	0	0	0	37.0	34	136	20	9	0	2	25	40	10	0	.250
	Connecticut	0-1	22.50	2	1	0	0	0	2.0	1	7	6	5	0	1	6	5	5	0	.143
2016	Connecticut	3-2	3.03	15	15	0	0	0	71.1	68	266	29	24	1	3	34	62	11	1	.256
2017	West Michigan	10-1	2.25	18	18	0	0	0	96.0	70	343	29	24	3	4	54	116	6	0	.204
	Lakeland	2-1	2.25	5	5	0	0	0	28.0	27	101	8	7	1	0	11	28	2	0	.267
MINOR LEAGUE TOTALS		23-14	2.99	81	66	0	0	0	322.1	270	1164	138	107	6	21	191	359	56	4	.232

TRANSACTIONS

- Signed by the Tigers as a non-drafted free agent on December 26, 2012



68

DANIEL STUMPF

HT: 6-2 WT: 208 BT: L TH: L BORN: 1/4/1991 IN HUMBLE, TX

LEFTHANDED PITCHER

Opening Day Age: 27 Residence: Humble, TX
Major League Service: 1.063 Signed Through: 2018
How Obtained: Signed by the Tigers as a free agent on April 1, 2017

SEASON HIGHLIGHTS

Spent most of the **2017** season with the Tigers, appearing in a career-high 55 games.

- Made 12 appearances with Triple A Toledo in May and had a 1-1 record with a 2.38 ERA (11.1IP/3ER) and 13 strikeouts.
- Recorded a career-high three strikeouts on July 14 vs. Toronto.
- Posted 17 consecutive scoreless appearances from July 1-August 8, a streak that stretched 13.1 innings.
- Compiled a 1.77 ERA (20.1IP/4ER) and 18 strikeouts in 28 appearances from July 1-September 1.

Split the **2016** season between the Philadelphia Phillies and Kansas City Royals organizations.

- Made the Phillies Opening Day roster, marking the first time he has made an Opening Day roster at the Major League level.
- Made his Major League debut on April 7 at Cincinnati, allowing three runs on one hit with two walks in three batters faced.
- Placed on restricted list from April 14-July 10.
- Recorded the first strikeout of his Major League career on July 21 vs. Miami, striking out Christian Yelich in the eighth inning.

Spent the entire **2015** season with Double A Northwest Arkansas, appearing in 42 games, including one start.

- Ranked third among Texas League relievers with 9.58 strikeouts per nine innings and a .212 (55x259) opponents batting average.
- Finished the season by compiling a 1.85 ERA (24.1IP/5ER) and 25 strikeouts over his final 16 games... did not allow a run in his final seven appearances of the season, a stretch that spanned 9.2 innings.
- Pitched for Cangrejeros de Santurce in the Puerto Rican Winter League following the season and had a 1-0 record with a 1.00 ERA (18.0IP/2ER) and 10 strikeouts in 13 appearances.

Made 32 appearances, including eight starts, with Single A Wilmington in **2014**.

- Established a career high with nine strikeouts in 4.1 innings on April 27 vs. Myrtle Beach.
- Moved to the bullpen on May 26 -- made 24 relief appearances and had a 2-1 record with two saves, a 3.31 ERA (35.1IP/13ER) and 37 strikeouts.
- Sidelined from July 7-14 with a left thigh contusion.
- Did not allow a run in 11 straight outings from July 19-August 23 -- threw 14.2 innings during the stretch, allowing nine hits and striking out 16.
- Pitched for the Peoria Javelinas in the Arizona Fall League following the season and compiled a 1-0 record with a 3.72 ERA (9.2IP/4ER) and 11 strikeouts.

Named a South Atlantic League Postseason All-Star as he spent the entire **2013** season with Single A Lexington.



- Led the South Atlantic League with four complete games, while he was tied for first with one shutout, second with a .210 (103x491) opponents batting average, tied for second with 25 starts, tied for third with a 1.11 WHIP, tied for fourth with 10 wins, fifth with 137.2 innings and sixth with a 3.07 ERA (137.2IP/47ER).
- Began the season by allowing three earned runs-or-less in nine consecutive starts -- went 3-3 with a 1.90 ERA (47.1IP/10ER) and 47 strikeouts during the nine-start stretch.
- Named the South Atlantic League Pitcher of the Week for the week ending July 7 -- threw the second no-hitter in team history on July 2 vs. Greenville, walking one and striking out three in 7.0 innings.
- Made five starts in July and went 3-1 with a 1.69 ERA (32.0IP/6ER) and 21 strikeouts.
- Selected the South Atlantic League Pitcher of the Week for the week ending August 4 -- tossed 6.0 shutout innings with one hit allowed and five strikeouts on August 1 at Rome.

- Pitched in 19 games with Burlington in **2012** as he completed his first season in professional baseball.
- Ranked third among Appalachian League relievers with 8.69 baserunners allowed per nine innings.
 - Posted a 0.97 WHIP and held opponents to a .190 (20x105) batting average...averaged 10.55 strikeouts per nine innings.
 - Recorded 10 consecutive scoreless appearances from July 19-August 25 -- threw 15.0 innings during the stretch and went 1-0 with four saves, nine hits allowed, five walks and 18 strikeouts.

PERSONAL/MISCELLANEOUS

- Resides in Humble, TX during the offseason with his wife, Sara.
- Attended the Annual Ilitch Charities Celebrity Golf Classic, visited patients at the John D. Dingell Detroit VA Medical Center and participated in the Tigers Winter Caravan and TigerFest.
- Named Most Outstanding Pitcher in the **2012** JUCO World Series while pitching for San Jacinto Community College.

DANIEL ARTHUR STUMPF'S CAREER RECORD

Year	Club	W-L	ERA	G	GS	CG	SHO	SV	IP	H	AB	R	ER	HR	HB	BB	SO	WP	BK	AVG
2012	Burlington	2-1	1.55	19	0	0	0	5	29.0	20	105	6	5	1	0	8	34	3	0	.190
2013	Lexington	10-10	3.07	25	25	4	1	0	137.2	103	491	58	47	10	7	50	117	6	0	.210
2014	Wilmington	3-8	3.77	32	8	0	0	2	74.0	82	292	34	31	1	1	19	79	5	0	.281
2015	Northwest Arkansas	5-4	3.57	42	1	0	0	3	70.2	55	259	31	28	6	2	31	76	6	0	.212
2016	Clearwater#	0-0	3.00	2	0	0	0	0	3.0	2	11	1	1	0	0	0	1	0	0	.182
	Reading#	1-0	4.50	3	0	0	0	0	4.0	3	16	3	2	0	0	1	3	0	0	.188
	Northwest Arkansas	2-0	2.11	14	0	0	0	1	21.1	14	75	5	5	0	2	4	26	1	0	.187
	Lehigh Valley#	0-0	20.25	2	0	0	0	0	1.1	4	8	3	3	0	0	0	1	0	0	.500
2017	Philadelphia	0-0	10.80	7	0	0	0	0	5.0	9	22	6	6	1	0	2	2	1	0	.409
	Toledo	1-2	3.38	24	0	0	0	0	21.1	19	76	8	8	3	0	5	26	0	0	.250
	DETROIT	0-1	3.82	55	0	0	0	0	37.2	37	139	16	16	5	2	15	33	2	1	.266
MINOR LEAGUE TOTALS		24-25	3.23	163	34	4	1	11	362.1	302	1333	149	130	21	12	118	363	21	0	.227
DETROIT TOTALS		0-1	3.82	55	0	0	0	0	37.2	37	139	16	16	5	2	15	33	2	1	.266
MAJOR LEAGUE TOTALS		0-1	4.64	62	0	0	0	0	42.2	46	161	22	22	6	2	17	35	3	1	.286

TRANSACTIONS

- Selected by Kansas City in the ninth round of the June 2012 draft
- On disabled list, July 7-14, 2014 (left thigh contusion)
- Selected by Philadelphia from Kansas City in the Major League phase of the Rule 5 Draft on December 10, 2015
- On restricted list, April 14-July 10, 2016
- Selected by Detroit from Kansas City in the Major League phase of the Rule 5 Draft on December 8, 2016
- Signed by the Tigers as a free agent on April 1, 2017

CAREER FIELDING

	G	TC	PO	A	E	DP	PCT
Pitcher	62	9	4	4	1	1	.889

CAREER HIGHS

- Longest Winning Streak:** No Major League wins
- Longest Losing Streak:** 1 - September 23, 2017 vs. Minnesota
- Strikeouts:** 3 - July 14, 2017 vs. Toronto
- Walks:** 2 (twice) - last, August 18, 2017 vs. Los Angeles (NL)
- Innings (reliever):** 2.0 - July 21, 2016 vs. Miami

TRAMMELL AND WHITAKER SET AL RECORD

Former Tigers Alan Trammell and Lou Whitaker, who played together from 1977-95, established an American League record in 1995 with 1,918 appearances as teammates. Trammell and Whitaker, who played shortstop and second base, respectively, broke the old American League mark of 1,914 held by Kansas City third baseman George Brett and second baseman Frank White. The Major League mark for appearances by two players as teammates is 2,015, held by third baseman Ron Santo and outfielder Billy Williams of the Chicago Cubs, who played together from 1960-73.




56 SPENCER TURNBULL

HT: 6-3 WT: 211 BT: R TH: R BORN: 9/18/1992 IN DEMOPOLIS, AL

RIGHTHANDED PITCHER

Opening Day Age: 25 Residence: Madison, MS
 Major League Service: 0.000 Signed Through: 2018
 How Obtained: Selected by the Tigers in the second round of the June 2014 draft

SEASON HIGHLIGHTS

Combined to make 21 starts between the GCL Tigers West, Single A Lakeland and Double A Erie in **2017**.

- Sidelined from May 23-July 9 with right elbow tendinitis.
- Allowed three runs-or-less in eight consecutive starts with Lakeland from May 16-August 11...compiled a 5-1 record with a 1.50 ERA (48.0IP/8ER) and 41 strikeouts over the eight-start stretch.
- Made six starts with the Mesa Solar Sox in the Arizona Fall League, going 2-2 with a 3.74 ERA (21.2IP/9ER) and 19 strikeouts.

Limited to 12 starts between the GCL Tigers East, GCL Tigers West and Single A Lakeland in **2016** after missing most of the season due to injury.

- Sidelined from April 7-August 4 with a right shoulder strain.
- Posted a 1-3 record with a 3.60 ERA (20.0IP/8ER) and 20 strikeouts in six starts with the Salt River Rafters in the Arizona Fall League.
- Ranked as the 19th-best prospect in the Tigers organization by *Baseball America* following the season.

Made a career-high 22 starts and won a career-best 11 games with Single A West Michigan in **2015**.

- Named to the Midwest League Midseason All-Star Team and recognized by MiLB.com as an Organization All-Star.
- Ranked tied for seventh in the Midwest League with 11 victories...ranked fourth among Midwest League starting pitchers with a .242 (106x438) opponents batting average, while he was fifth with 8.18 strikeouts per nine innings.
- Began the season with a streak of 12 consecutive starts of three-or-fewer earned runs allowed from April 11-June 28...went 5-2 with a 2.80 ERA (61.0IP/19ER) and 52 strikeouts during the stretch.
- Struck out a season-high 12 batters and threw 6.2 scoreless innings on September 1 at Great Lakes.
- Ranked as the ninth-best prospect in the Tigers organization and the 17th-best prospect in the Midwest League by *Baseball America* following the season.

Completed his first season of professional baseball in **2014**, starting 12 games between the GCL Tigers and Connecticut Tigers.

- Started five games during the month of July with Connecticut, going 0-1 with a 3.86 ERA (11.2IP/5ER) and six strikeouts.
- Ranked as the 18th-best prospect in the Tigers organization by *Baseball America* following the season.

PERSONAL/MISCELLANEOUS

- Resides in Madison, MS during the offseason.
- Compiled a 5-7 record with a 2.22 ERA (93.1IP/23ER) in 15 starts as a junior at the University of Alabama in **2014**...held opponents to a .192 batting average, allowing only 61 hits in 93.1 innings pitched.
- Participated in the Tigers Winter Caravan and TigerFest.
- Recommended/signed by Bryson Barber for the Tigers.

TIGERS TO PLAY ALL NINE POSITIONS IN ONE GAME

Andrew Romine played all nine defensive positions on September 30 at Minnesota, becoming the second Tiger and the fifth player in Major League Baseball history to accomplish the feat. Romine joined Detroit's Shane Halter (October 1, 2000 vs. Minnesota), Texas' Scott Sheldon (September 6, 2000 at Chicago (AL)), Minnesota's Cesar Tovar (September 22, 1968 vs. Oakland) and Kansas City's Bert Campaneris (September 8, 1965 vs. California) as players that have played all nine defensive positions in a Major League game. Romine started the game in left field and then moved to center field, right field, third base, shortstop, second base, catcher, back to second base, pitcher and finished the game at first base.



SPENCER KETCHAM TURNBULL'S CAREER RECORD

Year	Club	W-L	ERA	G	GS	CG	SHO	SV	IP	H	AB	R	ER	HR	HB	BB	SO	WP	BK	AVG
2014	GCL Tigers	0-0	3.00	1	1	0	0	0	3.0	2	10	1	1	1	0	1	4	0	0	.200
	Connecticut	0-2	4.45	11	11	0	0	0	28.1	31	115	16	14	1	1	14	19	4	1	.270
2015	West Michigan	11-3	3.01	22	22	1	0	0	116.2	106	438	45	39	0	7	52	106	9	2	.242
2016	GCL Tigers East#	0-0	7.36	2	2	0	0	0	3.2	4	15	3	3	2	0	1	5	1	0	.267
	GCL Tigers West#	0-1	3.38	4	4	0	0	0	10.2	3	33	4	4	0	0	5	7	0	0	.091
	Lakeland	1-1	3.00	6	6	0	0	0	30.0	24	111	12	10	1	1	10	27	6	0	.216
2017	GCL Tigers West#	0-0	4.00	2	2	0	0	0	9.0	8	33	5	4	0	0	2	16	3	0	.242
	Lakeland	7-3	3.05	15	15	0	0	0	82.2	68	296	30	28	3	6	25	64	3	1	.230
	Erie	0-3	6.20	4	4	0	0	0	20.1	22	81	16	14	1	3	8	22	0	0	.272
MINOR LEAGUE TOTALS		19-13	3.46	67	67	1	0	0	304.1	268	1132	132	117	9	18	118	270	26	4	.237

TRANSACTIONS

- Selected by the Tigers in the second round of the June 2014 draft
- On disabled list, April 7-August 4, 2016 (right shoulder strain)
- On disabled list, May 23-July 9, 2017 (right elbow tendinitis)



54

DREW VERHAGEN

HT: 6-6 WT: 230 BT: R TH: R BORN: 10/22/1990 IN ROYSE CITY, TX

RIGHTHANDED PITCHER

Opening Day Age: 27 Residence: Rockwall, TX

Major League Service: 1.149 Signed Through: 2018

How Obtained: Selected by the Tigers in the fourth round of the June 2012 draft

SEASON HIGHLIGHTS

- Split the **2017** season between Detroit and Triple A Toledo, appearing in a career-high 24 games with the Tigers.
- Compiled a 2-0 record with a 2.25 ERA (20.0IP/5ER) and 14 strikeouts in four starts with Toledo in April.
 - Named International League Pitcher of the Week for the week ending June 4 after making two starts during the week, going 2-0 with a 0.00 ERA (14.1IP/0ER) and 13 strikeouts.
 - Made his season debut with the Tigers on July 24 vs. Kansas City, allowing two runs with a strikeout in 3.0 innings.
 - Posted a 1.74 ERA (10.1/2ER) and eight strikeouts in 10 appearances from August 27-September 15.

Limited to 19 games with the Tigers in **2016** after missing most of the season due to injury.

- Made an Opening Day roster at the Major League level for the first time in his career.
- Did not allow a run in eight of his first nine appearances of the season from April 5-April 22 - had a 3.38 ERA (8.0IP/3ER) with two strikeouts during the stretch.
- Sideline from May 23-November 4 with thoracic outlet syndrome.
- Transferred to the 60-day disabled list on June 20.

Appeared in 20 games in two stints with the Tigers in **2015**.

- Sideline from April 9-June 2 with a L4 pars stress fracture.
- Earned the first win of his Major League career in the second game of the doubleheader on September 13 at Cleveland, throwing 2.0 hitless innings with two walks.
- Threw 16.0 consecutive scoreless innings over 11 games from August 22-September 15...allowed 10 hits, seven walks and struck out eight batters during the stretch.
- Pitched in 13 games during September/October and had a 2-0 record with a 1.62 ERA (16.2IP/3ER) and seven strikeouts.
- Ranked as the 22nd-best prospect in the Tigers organization by *Baseball America* following the season.

Saw action in one game with the Tigers in **2014** as he spent the majority of the season with Triple A Toledo.

- Made his Major League debut in the first game of a doubleheader vs. Cleveland on July 19 -- suffered the loss after allowing three runs on five hits while striking out four over 5.1 innings of work.
- Sideline from July 20-October 31 with a low back stress fracture.
- Ranked as the 16th-best prospect in the Tigers organization by *Baseball America* following the season.



2018 TIGERS

Completed his first full season of professional baseball in **2013**, splitting time between Single A Lakeland and Double A Erie.

- Sidelined April 24-May 2 with a right shoulder contusion.
- Named the Eastern League Pitcher of the Week for the week ending July 8 -- fired a complete game shutout on July 6 at Altoona, allowing just three hits while striking out six.
- Named the Tigers Minor League Pitcher of the Month for July after posting a 2-1 record and a 1.99 ERA (31.2IP/7ER) and 17 strikeouts in five starts during the month.
- Ranked as the 12th-best prospect in the Tigers organization by *Baseball America* following the season.

Selected by the Tigers in the fourth round of the June **2012** draft and appeared in 10 games with the GCL Tigers and Single A Lakeland.

- Ranked as the Tigers 14th-best prospect by *Baseball America* following the season.

PERSONAL/MISCELLANEOUS

- Resides in Rockwall, TX during the offseason.
- Participates in the Dreams Come True program and participated in the Detroit Tigers Winter Caravan and TigerFest.
- Attended Vanderbilt University in **2012** and led the team with a 3.50 ERA in 27 games...attended Navarro College in **2011** and was a part of the school's Junior College World Series Championship team.
- Saw action in 11 games with Hyannis in the Cape Cod League in **2010**, posting a 0-1 record and a 1.66 ERA (21.2IP/4ER).
- Attended Rockwall (TX) High School where he was First Team All-District in both his junior and senior seasons.
- Recommended/signed by Harold Zonder for the Tigers.

DREW EDWARD VERHAGEN'S CAREER RECORD

Year	Club	W-L	ERA	G	GS	CG	SHO	SV	IP	H	AB	R	ER	HR	HB	BB	SO	WP	BK	AVG
2012	GCL Tigers	0-0	2.25	2	0	0	0	0	4.0	5	16	2	1	0	0	0	2	0	0	.313
	Lakeland	0-3	3.67	8	6	0	0	0	27.0	20	97	13	11	0	3	14	17	8	0	.206
2013	Lakeland	5-3	2.81	12	11	0	0	0	67.1	49	237	27	21	1	5	27	35	4	0	.207
	Erie	2-5	3.00	12	12	1	1	0	60.0	53	221	24	20	3	4	17	40	5	0	.240
2014	Toledo	6-7	3.67	19	19	0	0	0	110.1	117	425	47	45	5	8	25	63	5	0	.275
	DETROIT	0-1	5.40	1	1	0	0	0	5.0	5	17	3	3	0	0	3	4	0	0	.294
2015	Erie	2-0	2.70	5	0	0	0	2	6.2	6	23	2	2	1	0	2	5	2	0	.261
	Toledo	1-3	3.58	15	0	0	0	1	27.2	26	98	13	11	0	1	11	21	2	0	.265
2016	DETROIT	2-0	2.05	20	0	0	0	0	26.1	18	90	6	6	1	1	14	13	1	0	.200
	Toledo	0-0	13.50	1	0	0	0	0	0.2	1	3	1	1	1	0	0	1	0	0	.333
2017	DETROIT	1-0	7.11	19	0	0	0	0	19.0	28	81	15	15	3	1	7	10	1	0	.346
	Toledo	7-7	4.90	19	19	0	0	0	97.1	108	376	59	53	7	4	43	69	2	0	.287
	DETROIT	0-3	5.77	24	2	0	0	0	34.1	42	135	22	22	10	0	9	25	4	0	.311
	MINOR LEAGUE TOTALS	23-28	3.70	93	67	1	1	3	401.0	385	1496	188	165	18	25	139	253	28	0	.257
MAJOR LEAGUE TOTALS		3-4	4.89	64	3	0	0	0	84.2	93	323	46	46	14	2	33	52	6	0	.288

TRANSACTIONS

- Selected by the Tigers in the fourth round of the June 2012 draft
- On disabled list, April 24-May 2, 2013 (right shoulder contusion)
- On disabled list, July 20-October 31, 2014 (low back stress fracture)
- On disabled list, April 9-June 2, 2015 (L4 pars stress fracture)
- On disabled list, May 23-November 4, 2016 (thoracic outlet syndrome)

CAREER FIELDING

	G	TC	PO	A	E	DP	PCT
Pitcher	64	14	2	12	0	0	1.000

CAREER HIGHS

Longest Winning Streak: 3 - September 13, 2015-April 5, 2016

Longest Losing Streak: 3 - July 24-September 27, 2017

Strikeouts: 4 - July 19, 2014 vs. Cleveland

Walks: 4 - July 5, 2015 vs. Toronto

Innings (starter): 5.0 (twice) - last, August 5, 2017 at Baltimore

Innings (reliever): 3.0 - July 24, 2017 vs. Kansas City





85

PAUL VOELKER

NON-ROSTER INVITEE

HT: 5-11 WT: 185 BT: R TH: R BORN: 8/19/1992 IN EDINA, MN

RIGHTHANDED PITCHER

Opening Day Age: 25 Residence: Plymouth, MN

Major League Service: 0.000 Signed Through: 2018

How Obtained: Selected by the Tigers in the 10th round of the June 2014 draft

SEASON HIGHLIGHTS

Spent most of the **2017** season with Double A Erie, pitching in 28 games with the SeaWolves.

- Placed on the restricted list from May 3-June 25 and July 27-August 5.
- Made 19 appearances in July/August with Erie and compiled a 1-1 record with five saves, a 1.02 ERA (17.2IP/2ER) and 22 strikeouts.
- Pitched for Leones del Escogido in the Dominican Winter League and had a 0-1 record with six saves, a 1.54 ERA (11.2IP/2ER) and 11 strikeouts in 12 appearances.

Appeared in a career-high 52 games in **2016** with Double A Erie.

- Tied for the Eastern League lead with 52 appearances, while he ranked sixth with 13 saves.
- Did not allow a run in eight appearances during April, recording three saves and throwing 7.1 scoreless innings with 14 strikeouts.
- Notched six saves and had a 1.59 ERA (11.1IP/2ER) with 13 strikeouts in 11 appearances in August.
- Posted a 0-0 record with a 2.84 ERA (6.1IP/2ER) and six strikeouts in seven appearances with Leones del Caracas in the Venezuelan Winter League.

Combined to pitch in 40 games between Single A West Michigan, Single A Lakeland and Double A Erie in **2015**.

- Successfully converted 18-of-20 save opportunities during the season.
- Allowed five runs in first two appearances of the season with West Michigan, and then turned in eight consecutive scoreless outings from April 15-May 9, a stretch that spanned 13.1 innings.
- Struck out a season-high six batters and tossed 3.0 scoreless innings on June 11 vs. Fort Myers.
- Did not allow a run in eight appearances in August/September with Erie, throwing 9.1 shutout innings and posting a 1-0 record with three saves and nine strikeouts.
- Ranked as the 31st-best prospect in the Tigers organization by *Baseball America* following the season.

Completed his first season of professional baseball in **2014**, spending most of the season with Single A Connecticut.

- Closed the season by not allowing a run in nine of his last 10 appearances from July 26-August 31...had one save with a 0.57 ERA (15.2IP/1ER) and 22 strikeouts over the 10-game stretch.

PERSONAL/MISCELLANEOUS

- Resides in Plymouth, MN during the offseason.
- Began his collegiate career at Des Moines Area Community College in **2012**, when he recorded a team-high six saves and a 1.71 ERA in 26 appearances...played for Dallas Baptist University from 2013-14...had a 9-4 record with one save, a 3.48 ERA (93.0IP/36ER) in 17 appearances, including 16 starts, as a junior in **2014**.
- Recommended/signed by Chris Wimmer for the Tigers.

PAUL ANDREW VOELKER'S CAREER RECORD

Year	Club	W-L	ERA	G	GS	CG	SHO	SV	IP	H	AB	R	ER	HR	HB	BB	SO	WP	BK	AVG
2014	GCL Tigers	0-0	0.00	2	0	0	0	1	2.0	0	6	0	0	0	0	0	4	0	0	.000
	Connecticut	0-1	2.52	16	0	0	0	1	25.0	18	86	8	87	1	0	9	31	1	0	.209
2015	West Michigan	2-0	2.25	10	0	0	0	2	16.0	9	55	5	4	0	2	4	20	1	0	.164
	Lakeland	3-0	1.64	14	0	0	0	7	22.0	17	79	5	4	1	0	6	26	0	0	.215
	Erie	1-1	2.60	16	0	0	0	9	17.1	14	63	5	5	1	0	10	17	2	0	.222
2016	Erie	3-4	4.17	52	0	0	0	13	54.0	54	201	27	25	7	2	24	79	5	0	.269
2017	Lakeland	0-0	0.00	3	0	0	0	0	4.0	1	12	0	0	0	0	1	6	1	0	.083
	Erie	1-2	2.17	28	0	0	0	7	29.0	23	107	7	7	3	0	7	30	0	0	.215
	Toledo	0-0	3.00	2	0	0	0	0	3.0	5	14	1	1	0	0	1	4	0	0	.357
MINOR LEAGUE TOTALS		10-8	2.77	143	0	0	0	40	172.1	141	623	58	53	13	4	62	217	10	0	.226

TRANSACTIONS

- Selected by the Tigers in the 10th round of the June 2014 draft
- On restricted list, May 3-June 25, 2017
- On restricted list, July 27-August 5, 2017




30

ALEX WILSON

HT: 6-0 WT: 227 BT: R TH: R BORN: 11/3/1986 IN DHAHRAN, SA

RIGHTHANDED PITCHER

Opening Day Age: 31	Residence: College Station, TX
Major League Service: 4.038	Signed Through: 2018

How Obtained: Acquired by the Tigers along with Yoanis Céspedes and Gabe Speier in exchange for Rick Porcello on December 11, 2014

SEASON HIGHLIGHTS

Appeared in a career-high 66 games for the Tigers in **2017**.

- Recorded his first save of the season on April 12 vs. Minnesota...added another save on May 18 vs. Baltimore.
- Did not allow an earned run in 13 consecutive outings from April 22-May 23.
- Pitched in 14 games during May, carrying a 1-1 record with one save, a 1.32 ERA (13.2IP/2ER) and seven strikeouts.
- Recorded the 200th appearance of his Major League career on June 25 at San Diego.
- Appeared in 13 games during August and went 1-0 with a 1.74 ERA (10.1IP/2ER) and eight strikeouts.
- On suspended list from September 2-5.

Established career highs in wins (4), innings pitched (73.0) and strikeouts (49) with the Tigers in **2016**.

- Placed on the 15-day disabled list on April 2, retroactive to March 25, with right shoulder soreness.
- Pitched in 10 games during July, compiling a 1-0 record with a 0.00 ERA (9.2IP/0ER) and four strikeouts.
- Had a career-long 14 straight scoreless appearances from July 4-August 15 -- during the streak, threw 15.2 scoreless innings with 10 hits allowed, six walks and six strikeouts.
- Posted a 2-0 record with a 2.15 ERA (37.2IP/9ER) and 23 strikeouts in 31 games against American League Central opponents.

Spent the majority of the **2015** season with the Tigers and compiled a 3-3 record with two saves, a 2.19 ERA (70.0IP/17ER) and 38 strikeouts in 59 appearances.

- Ranked 10th among American League relievers with a 2.28 ERA (67.0IP/17ER).
- Made the first start of his Major League career on May 27 vs. Oakland, throwing 3.0 scoreless innings with one walk and one strikeout.
- Named Tigers Pitcher of the Month for May after posting a 1-1 record with a 0.86 ERA (21.0IP/2ER) and 13 strikeouts.
- Earned the first save of his Major League career on July 30 at Baltimore, throwing 1.2 scoreless innings with one hit allowed and one strikeout...marked the first five-out save by a Tigers pitcher since Joaquin Benoit on August 14, 2013 at Chicago (AL) -- also recorded a save on August 5 vs. Kansas City.
- Threw 12 consecutive scoreless outings (11.2IP) from July 11-August 6...posted a 1-0 record with two saves and seven strikeouts during the stretch.

Appeared in 18 games with Boston in **2014** over four separate stints at the Major League level.

- Did not allow a run in his first nine games to begin the season (9.0IP).
- Did not allow a run in 26-of-35 games with Triple A Pawtucket, leading the team with six relief wins and six holds.
- Allowed the first home run of his Major League career on May 31 vs. Tampa Bay...had not allowed a home run in the first 27 games of his Major League career.
- Limited opponents to a .198 (20x101) batting average with the Red Sox.

Made his Major League debut with Boston in **2013**, appearing in 26 games at the Major League level.

- Made his Major League debut on April 11 vs. Baltimore, tossing a scoreless inning -- became the first Saudi Arabian-born pitcher to appear in a Major League game.
- Did not allow a run over his first six Major League appearances from April 11-27 (6.0IP)...became the first Red Sox pitcher to not allow a run in their first six games since Ed Phillips did so in 1970.
- Earned his first Major League win on May 17 at Minnesota.
- Sidelined for the remainder of the season on July 9 with a right thumb sprain.
- Underwent surgery on his right thumb on October 17...the procedure was performed by Dr. Thomas George in Cleveland, OH.
- Tabbed as the 29th-best prospect in the Red Sox organization by *Baseball America* following the season.



Spent the entire **2012** season with Triple A Pawtucket.

- Ranked third among all International League relievers with 9.46 strikeouts per nine innings.
- Made three starts to begin the season before being moved to the bullpen for the remainder of the season.
- Ranked as the 18th-best prospect in the Red Sox organization and rated as having the best slider in the system by *Baseball America* following the season.

Named the Red Sox Minor League Pitcher of the Year after splitting the **2011** season between Double A Portland and Triple A Pawtucket.

- Selected to participate in the Eastern League All-Star Game and named the Sea Dogs' Pitcher of the Year in fan voting.
- Named a MiLB.com Organization All-Star.
- Ranked second in the Red Sox system with 10 wins and 123 strikeouts, while he was third with 133.0 innings pitched.
- Allowed three earned runs-or-fewer in 19-of-21 starts with Portland.
- Tabbed the 11th-best prospect in the Red Sox system by *Baseball America* following the season...also named as having the Red Sox best fastball and slider by the publication.

Split his first full season of professional baseball in **2010** with Single A Salem and Double A Portland.

- Led all Red Sox Minor Leaguers with 27 games started, while he was fifth with 106 strikeouts.
- Selected to the Carolina League Midseason All-Star squad.
- Sidelined June 5-15 with a right ankle contusion.
- Posted 3.40 ERA (55.2IP/21ER) and 50 strikeouts over 11 starts with Salem -- allowed two earned runs-or-fewer in eight of his 11 starts.
- Sidelined August 2-10 with a left foot contusion.
- Rated as possessing the best slider in the Red Sox farm system and as the 19th-best prospect in the Red Sox organization by *Baseball America* following the season.

Selected by the Red Sox in the second round of the June **2009** draft, and made his professional debut with Single A Lowell.

- Led all short-season pitchers with a 0.50 ERA (36.0IP/2ER) (min. 30.0IP).
- Limited opponents to a .085 (10x118) batting average.
- Rated as the ninth-best prospect in the New York-Penn League and the 21st-best prospect in the Red Sox organization by *Baseball America* following the season -- also rated as having the best slider in Boston's farm system.

PERSONAL/MISCELLANEOUS

- Resides in College Station, TX during the offseason with his wife, Kristin, son, Jhett, and daughters, Rosie and Whelynn.
- Participates in the Autographed Memorabilia Donation and Dreams Come True programs; visited patients at the Detroit VA Medical Center; attended Keeping Kids in the Game; participated in the Tigers Winter Caravan and TigerFest.
- Attended Texas A&M University...went 6-6 with a 4.22 ERA (89.2IP/42ER) and two saves in 24 appearances (eight starts) as a junior in **2009**...earned All-Big 12 honorable mention in **2008** after fanning a team-high 120 batters and limiting opponents to a .237 (80x337) batting average.
- Pitched for Winthrop (SC) University in **2006** and **2007**...earned First-Team All-Big South in **2007**... named *Collegiate Baseball's* National Freshman Pitcher of the Year in **2006** after winning 13 games.
- Pitched for Falmouth in the Cape Cod League in **2007** and **2008**.
- Attended Hurricane (WV) High School...named the Gatorade Player of the Year in **2005**.

TIGERS HITTING A GRAND SLAM FOR FIRST MAJOR LEAGUE HOME RUN

Brennan Boesch became the 11th player in Tigers history to hit a grand slam for his first Major League home run. The following is a list of all 11 players to accomplish the feat:

Player	Date	Opponent
Donie Bush	May 17, 1910	at Boston
Eddie Onslow	August 22, 1912	at Washington
Bob Jones	August 29, 1919	at St. Louis
Frank Croucher	June 10, 1939	vs. Washington
Al Unser	May 31, 1944	vs. New York (AL)
Zeb Eaton	July 15, 1945	at New York (AL)
Saul Rogovin	July 23, 1950	at New York (AL)
Rick Peters	May 27, 1980	at New York (AL)
Milt Cuyler	May 19, 1991	vs. Minnesota
Cody Ross	September 2, 2003	vs. Cleveland
Brennan Boesch	April 30, 2010	vs. Los Angeles (AL)

Courtesy David Vincent



2018 TIGERS

WILLIAM ALEXANDER WILSON'S CAREER RECORD

Year	Club	W-L	ERA	G	GS	CG	SHO	SV	IP	H	AB	R	ER	HR	HB	BB	SO	WP	BK	AVG
2009	Lowell	0-1	0.50	13	13	0	0	0	36.0	10	118	3	2	0	0	7	33	0	0	.085
2010	Salem	2-1	3.40	11	11	0	0	0	55.2	43	203	24	21	4	2	15	50	1	0	.212
	Portland	4-5	6.66	16	16	0	0	0	78.1	95	315	59	58	15	2	34	56	3	0	.302
2011	Portland	9-4	3.05	21	21	0	0	0	112.0	103	419	42	38	8	1	37	99	6	1	.246
	Pawtucket	1-0	3.43	4	4	0	0	0	21.0	19	81	8	8	2	0	7	24	1	0	.235
2012	Pawtucket	5-3	3.72	40	3	0	0	1	72.2	76	281	40	30	3	0	33	78	4	3	.270
2013	Pawtucket	3-1	3.71	14	0	0	0	0	17.0	17	65	7	7	2	0	5	16	2	0	.262
	Boston	1-1	4.88	26	0	0	0	0	27.2	34	111	16	15	0	1	14	22	1	0	.306
2014	Pawtucket	6-1	4.35	35	0	0	0	5	41.1	38	153	21	20	2	2	23	40	0	0	.248
	Boston	1-0	1.91	18	0	0	0	0	28.1	20	101	8	6	3	2	5	19	1	0	.198
2015	Toledo	1-0	0.00	4	0	0	0	3	5.1	4	19	0	0	0	0	1	5	0	0	.211
	DETROIT	3-3	2.19	59	1	0	0	2	70.0	61	256	19	17	5	2	11	38	2	0	.238
2016	Lakeland#	0-1	8.10	2	1	0	0	0	3.1	7	17	3	3	2	0	0	4	0	0	.412
	Toledo#	0-0	5.40	2	0	0	0	0	1.2	2	7	1	1	0	0	1	3	1	0	.286
2017	DETROIT	4-0	2.96	62	0	0	0	0	73.0	68	270	26	24	5	1	21	49	2	0	.252
	DETROIT	2-5	4.50	66	0	0	0	2	60.0	67	240	34	30	7	3	15	42	4	0	.279
MINOR LEAGUE TOTALS		31-17	3.81	162	69	0	0	9	444.1	414	1678	208	188	38	7	163	408	18	4	.247
DETROIT TOTALS		9-8	3.15	187	1	0	0	4	203.0	196	766	79	71	17	6	47	129	8	0	.256
MAJOR LEAGUE TOTALS		11-9	3.20	231	1	0	0	4	259.0	250	978	103	92	20	9	66	170	10	0	.256

TRANSACTIONS

- Selected by Boston in the second round (77th overall) of the June 2009 draft
- On disabled list, June 6-15, 2010 (right ankle contusion)
- On disabled list, August 2-11, 2010 (left foot contusion)
- On disabled list, July 9-November 4, 2013 (right thumb sprain)
- Acquired by the Tigers from Boston along with Yoenis Céspedes and Gabe Speier in exchange for Rick Porcello on December 11, 2014
- On disabled list, March 25-April 16, 2016 (right shoulder soreness)
- On suspended list, September 2-5, 2017

CAREER FIELDING

	G	TC	PO	A	E	DP	PCT
Pitcher	231	55	22	30	3	1	.945

CAREER HIGHS

- Longest Winning Streak:** 6 - August 6, 2015-September 22, 2016
- Longest Losing Streak:** 3 (twice) - last, May 25-June 19, 2017
- Strikeouts:** 4 - August 30, 2014 at Tampa Bay
- Walks:** 2 (seven times) - last, May 21, 2017 vs. Texas
- Innings (starter):** 3.0 - May 27, 2015 at Oakland
- Innings (reliever):** 3.2 (three times) - last, May 30, 2015 at Los Angeles (AL)



19

TRAVIS WOOD

HT: 5-11 WT: 175 BT: R TH: L BORN: 2/6/1987 IN LITTLE ROCK, AR

LEFTHANDED PITCHER

Opening Day Age: 31 Residence: Alexander, AR

Major League Service: 7.004 Signed Through: 2018

How Obtained: Signed by the Tigers as a Minor League free agent on January 26, 2018

NON-ROSTER
INVITEE

CAREER HIGHLIGHTS

- Selected to the National League All-Star Team in 2013, but did not pitch in the game.
- Enters the 2018 season with 11 career home runs, which is the third-most among active pitchers, trailing only Madison Bumgarner (17) and Yovani Gallardo (12).

SEASON HIGHLIGHTS

- Began the 2017 season with Kansas City, before being traded to San Diego on July 24.
- Made eight appearances with the Royals in June and had a 1-0 record with a 1.64 ERA (11.0IP/2ER) and seven strikeouts.
- Threw a season-long 7.0 innings and allowed one unearned run on August 19 vs. Washington.

- Homered in back-to-back starts on August 30 vs. San Francisco and September 5 vs. St. Louis...became the third Padres pitcher to homer in back-to-back games, joining Mike Corkins in 1973 and Tim Lollar in 1982.

Made a career-high 77 appearances in **2016** in his final season with the Chicago Cubs.

- Ranked sixth in the National League with 77 appearances.
- Limited lefthanded hitters to a .128 (14x109) batting average, which was the second-lowest in the Majors (min. 100 lefthanded batters faced).
- Stranded 32-of-37 inherited baserunners, ranking fifth in the National League with an 86.5 percent strand rate.
- Played left field on June 28 at Cincinnati in the 13th inning, pitched and played left field in the 14th inning and closed out a 7-2 win with a perfect 15th inning.
- Finished the month of June with a 0-0 record, a 1.38 ERA (13.0IP/2ER) and nine strikeouts in 15 appearances.
- Played three games in left field and recorded his first outfield putout on July 31 vs. Seattle.
- Did not allow a hit in his final 11 appearances of the regular season, a stretch that spanned 7.1 innings... allowed just one walk and had five strikeouts during the streak.
- Made nine appearances for the Cubs during the postseason and had a 1-0 record with a 2.84 ERA (6.1IP/2ER) and seven strikeouts...homered in the fourth inning in Game 2 of the National League Division Series vs. San Francisco, becoming the second relief pitcher in MLB history to homer in a postseason game, joining New York Giants' pitcher Rosy Ryan, who homered in Game 3 of the 1924 World Series.

Spent the entire **2015** season with the Cubs, appearing in 54 games, including nine starts.

- Retired the first batter he faced in 37-of-45 outings.
- Made 10 relief appearances of at least 2.0 innings, while he had three outings of 3.0-or-more innings.
- Earned his first career save on May 16 vs. Pittsburgh, tossing a scoreless ninth inning...marked his first relief outing since September 17, 2011 vs. Milwaukee.
- Appeared in 10 games in September and had two saves with a 0.64 ERA (14.0IP/1ER) and 22 strikeouts.
- Made six relief appearances in the postseason, including picking up the win in Game 2 of the National League Division Series at St. Louis.

Struck out a career-high 146 batters in **2014** with the Cubs.

- Made 31 starts, becoming the first Cubs lefty to record consecutive seasons with 30-or-more starts since Ted Lilly (2007-08).
- Limited lefthanded hitters to a .219 (39x178) batting average, ranking seventh among National League starting pitchers.
- Delivered a game-winning, pinch-hit RBI double in the 13th inning on June 16 at Miami...became the first Cubs pitcher with a game-winning RBI in extra innings since Les Lancaster on July 20, 1989 vs. San Francisco.
- Struck out a career-high 11 batters in 6.0 innings on July 30 vs. Colorado.

Earned a National League All-Star selection in **2013** as he made a career-best 32 starts...joined Ted Lilly (2009) and Dick Ellsworth (1964) as the only Cubs lefthanded starters to make an All-Star team since 1960.

- Ranked fourth in the National League and tied for sixth in the Majors with 24 quality starts...his total was the most by a Cubs lefty since Ken Holtzman had 25 quality starts in 1970.
- Held opponents to a .222 (163x735) batting average, which was the sixth-lowest among National League pitchers.
- Set a career high with 200.0 innings pitched, becoming the first Cubs southpaw to reach that mark since Ted Lilly threw 204.0 innings in 2008.
- Ranked fifth in the National League with a 2.70 (83.1IP/25ER) road ERA.
- Homered three times, tying for the most among pitchers, while he ranked second with eight RBI.
- Began the season with nine straight quality starts from April 4-May 19, becoming the first Cubs pitcher to do that since Mordecai Brown had 11 straight in 1908.
- Walked three-or-fewer batters in each of his first 20 starts of the season to cap a streak of 25 straight starts with no more than three walks dating to July 17, 2012.
- Hit a solo home run in a 2-1 win at San Francisco on July 28...catcher Wellington Castillo homered to account for Chicago's other run, marking the fourth time in Major League history (and first since 1986) where a pitcher and catcher both homered to represent the team's two runs in a game.

Made 26 starts with the Cubs in his first season in the organization in **2012**.

- Allowed three runs-or-fewer in 19-of-26 starts.
- Tied a career high with four consecutive victories from June 19-July 6, recording a 1.01 ERA (26.2IP/3ER) in those four starts...the stretch also included a 19.2-inning scoreless streak, the longest by a Cubs lefty since Juan Pizarro had a 21.0 inning scoreless streak in 1971.
- Belted his third career home run on August 28 vs. Milwaukee off Yovani Gallardo.
- Snapped a career-long, eight-game losing streak on September 7 at Pittsburgh.

Pitched in 22 games, including 18 as a starter, with the Cincinnati Reds in **2011**.

- Made an Opening Day roster at the Major League level for the first time in his career.
- Hit his second career home run on May 9 at Houston, a three-run shot off Aneury Rodriguez in the second inning.
- Produced a 17.0-inning scoreless streak over six appearances from June 20-September 24.



2018 TIGERS

- Started six games with Triple A Louisville in July and went 2-0 with a 3.06 ERA (35.1IP/12ER) and 25 strikeouts.

Saw the first Major League action of his career in **2010**, making 17 starts with Cincinnati.

- Named to the International League Midseason All-Star Team.
- Ranked second among National League rookies with a .222 (85x383) opponents batting average, while he was fifth with a 3.51 ERA and seventh with 102.2 innings pitched.
- Struck out a season-high 11 batters on May 18 at Lehigh Valley...also had a double-digit strikeout performance on June 15 at Pawtucket, striking out 10.
- Started five games with Triple A Louisville in June and had a 2-2 record with a 1.26 ERA (35.2IP/5ER) and 37 strikeouts.
- Made his Major League debut on July 1 at Chicago (NL), allowing two runs in 7.0 innings...struck out Aramis Ramirez in the second inning for his first Major League strikeout.
- In his third start on July 10 at Philadelphia, retired the first 24 batters he faced before Carlos Ruiz broke up the perfect game bid with a double to leadoff the ninth inning...became the first pitcher in franchise history to allow no runs and fewer than two hits in 9.0 innings and not get the win.
- Won four consecutive starts from July 28-August 19, becoming the third Reds rookie to do so in the last 25 years, joining Lance Davis in 2001 and Tim Lincecum in 1992.
- Hit his first Major League home run on September 4 at St. Louis with a solo shot off Adam Wainwright.
- Threw 3.1 scoreless innings of relief in Game 1 of the National League Division Series at Philadelphia.

Named Cincinnati's Minor League Pitcher of the Year and the Southern League Most Outstanding Pitcher in **2009**.

- Selected to the Southern League Midseason and Postseason All-Star Team.
- Led all Reds Minor League pitchers with 13 wins and a 1.77 ERA (167.2IP/33ER) and ranked second with 135 strikeouts.
- Posted a 1.21 ERA (119.0IP/16ER) in 19 starts with Double A Carolina, which was the lowest in Southern League history.
- Among all full-season Minor League pitchers, his 1.77 ERA ranked second.
- Named Southern League Pitcher of the Week in back-to-back weeks, for the week ending June 7 and June 14.
- Rated as the seventh-best prospect in the Reds organization and the 20th-best prospect in the Southern League by *Baseball America* following the season...also rated as having the best changeup in the Reds system and the best changeup and best control in the Southern League by the publication.

Combined to make 26 starts between Single A Sarasota and Double A Chattanooga in **2008**.

- Named Florida State League Pitcher of the Week for the week ending May 4...made two starts during the week and went 2-0 with a 1.38 ERA (13.0IP/2ER) and nine strikeouts.

Limited to 12 starts with Single A Sarasota in **2007** due to two separate stints on the disabled list.

- Sidelined from April 21-May 23 with a left rotator cuff strain.
- Threw 5.0 shutout innings and struck out a season-high nine batters on May 23 vs. Dayton...also struck out nine batters on July 2 vs. Dunedin.
- Sidelined from July 10-September 14 with left shoulder tendinitis.
- Ranked as the 21st-best prospect and rated as having the best changeup in the Reds organization by *Baseball America* following the season.

Made 27 starts in **2006** as he spent the entire season with Single A Dayton.

- Selected to the Midwest League Midseason All-Star Team.
- Had a pair of double-digit strikeout performances during the season, striking out 10 on April 11 vs. Lansing and 11 on July 24 vs. Lansing.
- Named Midwest League Pitcher of the Week for the week ending May 21...compiled a 2-0 record with a 0.87 ERA (10.1IP/1ER) and 13 strikeouts in two starts.
- Sidelined from July 30-August 7 with a left ankle sprain.
- Posted a 0.69 ERA (26.0IP/2ER) in his final four starts from August 17-September 4.
- Ranked as the sixth-best prospect and rated as having the best changeup in the Reds organization by *Baseball America* following the season.

Completed his first season of professional baseball in **2005**, making 14 appearances, including 11 starts, between the Rookie-level GCL Reds and Rookie-level Billings.

- Named to *Baseball America's* Rookie All-Star Team.
- Started his professional career with 20.2 consecutive scoreless innings from June 28-July 27.
- Allowed two runs-or-less in all six appearances with Billings.
- Ranked as the third-best prospect and rated as having the best changeup in the Reds organization by *Baseball America* following the season...also rated as the fifth-best prospect in the Gulf Coast League by the publication.

PERSONAL/MISCELLANEOUS

- Resides in Alexander, AR during the offseason.



TRAVIS A. WOOD'S CAREER RECORD

Year	Club	W-L	ERA	G	GS	CG	SHO	SV	IP	H	AB	R	ER	HR	HB	BB	SO	WP	BK	AVG
2005	GCL Reds	0-0	0.75	8	7	0	0	0	24.0	13	83	3	2	0	1	7	45	0	0	.157
	Billings	2-0	1.82	6	4	0	0	0	24.2	15	86	6	5	0	4	13	22	2	0	.174
2006	Dayton	10-5	3.66	27	27	0	0	0	140.0	108	502	65	57	14	10	56	133	10	0	.215
2007	Sarasota	3-2	4.86	12	12	0	0	0	46.1	49	183	33	25	6	1	27	54	0	0	.268
2008	Sarasota	3-4	2.70	9	9	0	0	0	46.2	39	176	18	14	2	2	21	41	1	1	.222
	Chattanooga	4-9	7.09	17	17	0	0	0	80.0	91	315	67	63	9	11	48	58	5	1	.289
2009	Carolina	9-3	1.21	19	19	1	1	0	119.0	78	413	23	16	2	5	37	103	0	0	.189
	Louisville	4-2	3.14	8	8	0	0	0	48.2	43	179	17	17	4	1	16	32	0	0	.240
2010	Louisville	5-6	3.06	16	16	0	0	0	100.0	86	369	40	34	9	4	24	99	6	0	.233
	Cincinnati	5-4	3.51	17	17	0	0	0	102.2	85	383	45	40	9	4	26	86	0	1	.222
2011	Louisville	2-3	5.33	10	10	0	0	0	52.1	64	210	33	31	6	2	17	47	2	0	.305
	Cincinnati	6-6	4.84	22	18	0	0	0	106.0	118	403	57	57	10	4	40	76	2	0	.293
2012	Iowa	3-3	4.57	7	7	0	0	0	41.1	48	163	22	21	5	1	11	39	1	1	.294
	Chicago (NL)	6-13	4.27	26	26	0	0	0	156.0	133	574	80	74	25	8	54	119	2	1	.232
2013	Chicago (NL)	9-12	3.11	32	32	0	0	0	200.0	163	735	73	69	18	8	66	144	6	0	.222
2014	Chicago (NL)	8-13	5.03	31	31	0	0	0	173.2	190	686	110	97	20	7	76	146	2	0	.277
2015	Chicago (NL)	5-4	3.84	54	9	0	0	4	100.2	86	376	48	43	11	1	39	118	2	0	.229
2016	Chicago (NL)	4-0	2.95	77	0	0	0	0	61.0	45	226	24	20	8	1	24	47	0	0	.199
2017	Kansas City	1-3	6.91	28	3	0	0	0	41.2	56	170	33	32	4	1	20	29	1	0	.329
	San Diego	3-4	6.71	11	11	0	0	0	52.1	62	210	44	39	15	1	25	36	0	0	.295
MINOR LEAGUE TOTALS		45-37	3.55	139	136	1	1	0	723.0	634	2679	327	285	57	42	277	673	27	3	.237
AL TOTALS		1-3	6.91	28	3	0	0	0	41.2	56	170	33	32	4	1	20	29	1	0	.329
NL TOTALS		46-56	4.15	270	144	0	0	4	952.1	882	3593	481	439	116	34	350	772	14	2	.245
MAJOR LEAGUE TOTALS		47-59	4.26	298	147	0	0	4	994.0	938	3763	514	471	120	35	370	801	15	2	.249

TRANSACTIONS

- Selected by Cincinnati in the second round of the June 2005 draft
- On disabled list, July 30-August 7, 2006 (left ankle sprain)
- On disabled list, April 21-May 23, 2007 (left rotator cuff strain)
- On disabled list, July 10-September 14, 2007 (left shoulder tendinitis)
- Acquired by Chicago (NL) along with Dave Sappelt and Ronald Torreyes from Cincinnati in exchange for Sean Marshall on December 23, 2011
- Signed by Kansas City as a free agent on February 15, 2017
- Acquired by San Diego along with Matt Strahm, Esteyru Ruiz and cash considerations from Kansas City in exchange for Ryan Buchter, Trevor Cahill and Brandon Maurer on July 24, 2017
- Signed by the Tigers as a Minor League free agent on January 26, 2018

ALL-STAR GAME RECORD

Year	League/Site	W-L	ERA	G	GS	CG	SHO	SV	IP	H	AB	R	ER	HR	HB	BB	SO	WP	BK	AVG
2013	NL/New York (NL)	-	-	-	-	-	-	-	-	-	-	-	-	-	-	-	-	-	-	-

2013 NL/New York (NL) - did not pitch

DIVISION SERIES RECORD

Year	Club/Opp.	W-L	ERA	G	GS	CG	SHO	SV	IP	H	AB	R	ER	HR	HB	BB	SO	WP	BK	AVG
2010	CIN vs. PHI	0-0	0.00	1	0	0	0	0	3.1	1	11	0	0	0	0	1	3	0	0	.091
2015	CHC vs. STL	1-0	2.45	3	0	0	0	0	3.2	2	13	1	1	0	0	0	4	0	0	.154
2016	CHC vs. SF	1-0	2.70	3	0	0	0	0	3.1	2	12	1	1	0	0	0	4	0	0	.167
DIVISION SERIES TOTALS		2-0	1.74	7	0	0	0	0	10.1	5	36	2	2	0	0	1	11	0	0	.139

LEAGUE CHAMPIONSHIP SERIES RECORD

Year	Club/Opp.	W-L	ERA	G	GS	CG	SHO	SV	IP	H	AB	R	ER	HR	HB	BB	SO	WP	BK	AVG
2015	CHC vs. NYM	0-0	6.75	3	0	0	0	0	4.0	4	15	3	3	0	0	1	8	0	0	.267
2016	CHC vs. LAD	0-0	0.00	3	0	0	0	0	1.1	1	5	0	0	0	0	2	1	0	0	.200
LCS TOTALS		0-0	5.06	6	0	0	0	0	5.1	5	20	3	3	0	0	3	9	0	0	.250

WORLD SERIES RECORD

Year	Club/Opp.	W-L	ERA	G	GS	CG	SHO	SV	IP	H	AB	R	ER	HR	HB	BB	SO	WP	BK	AVG
2016	CHC vs. CLE	0-0	5.40	3	0	0	0	0	1.2	2	7	1	1	1	0	0	2	0	0	.286
WORLD SERIES TOTALS		0-0	5.40	3	0	0	0	0	1.2	2	7	1	1	1	0	0	2	0	0	.286

MAJOR LEAGUE HITTING RECORD

	AVG	AB	R	H	2B	3B	HR	RBI	SH	SF	HBP	BB	SO
2017	.222	18	3	4	0	0	2	6	0	0	0	0	7
Career	.185	298	28	55	8	1	11	37	20	0	2	7	115

CAREER FIELDING

	G	TC	PO	A	E	DP	PCT
Pitcher	298	166	54	105	7	8	.958
Outfield	3	1	1	0	0	0	1.000

**CAREER HIGHS****Longest Winning Streak:** 4 (three times) - last, May 8-August 26, 2016**Longest Losing Streak:** 8 - July 17-August 28, 2012**Strikeouts:** 11 - July 30, 2014 vs. Colorado**Walks:** 5 (seven times) - last, June 26, 2014 vs. Washington**Innings (starter):** 9.0 - July 10, 2010 at Philadelphia**Innings (reliever):** 4.0 - May 30, 2016 vs. Los Angeles (NL)**Low-Hit Game:** 1 (three times) - last, April 4, 2013 at Pittsburgh**10-OR-MORE STRIKEOUT GAMES (1)**

July 30, 2014 vs. Colorado (11)



27

JORDAN
ZIMMERMANN

HT: 6-2 WT: 225 BT: R TH: R BORN: 5/23/1986 IN AUBURNDALE, WI

RIGHTHANDED PITCHER

Opening Day Age: 31
Major League Service: 8.154
How Obtained: Signed by the Tigers as a free agent on November 30, 2015

Residence: Auburndale, WI
Signed Through: 2020

CAREER HIGHLIGHTS

The 2018 season marks Zimmermann's third with the Tigers after signing as a free agent on November 30, 2015.

- Selected to the National League All-Star Team twice with the Washington Nationals (2013, 2014).
- Among active pitchers with at least 1,000 innings pitched, he leads with 1.93 walks per nine innings.
- Named National League Pitcher of the Month in July, 2012 with the Nationals, and American League Pitcher of the Month for April, 2016 with the Tigers.
- Threw the first no-hitter in Nationals history on September 28, 2014 vs. Miami.
- Tabbed the National League Player of the Week twice in his career, both during the 2014 season (June 9 and September 29).

SEASON HIGHLIGHTS

Made 29 starts in his second season with the Tigers in 2017.

- Walked consecutive batters in the fourth inning on April 13 vs. Minnesota (Miguel Sanó, Max Kepler) -- marked the first time he had walked consecutive batters since the seventh inning on May 6, 2012 vs. Philadelphia, a stretch of 885.1 innings.
- Pitched in his 200th career game on April 19 at Tampa Bay, while he made his 200th career start on April 25 vs. Seattle.
- Recorded the 1,000th strikeout of his Major League career on May 23 at Houston, striking out Jake Marisnick to end the second inning.
- Made four straight quality starts from June 3-20, posting a 1-1 record with a 2.70 ERA (26.2IP/8ER) and 21 strikeouts.
- Finished the month of June with a 1-1 record, a 3.82 ERA (30.2IP/13ER) and 26 strikeouts in five starts.

Completed his first season with Detroit in 2016, compiling a 9-7 record with a 4.87 ERA (105.1IP/57ER) and 66 strikeouts in 19 appearances, including 18 starts.

- Did not allow a run in his first three starts of the season, throwing 7.0 shutout innings on April 8 vs. New York (AL), 6.0 scoreless innings on April 14 at Pittsburgh and 6.1 shutout innings on April 20 at Kansas City -- according to the Elias Sports Bureau, Zimmermann became the first starting pitcher in franchise history to not allow a run in his first three starts of a season.
- Had his consecutive scoreless streak snapped at 24.1 innings after allowing a run in the bottom of the sixth inning on April 25 vs. Oakland -- according to the Elias Sports Bureau, Zimmermann became the first starting pitcher to begin his tenure with a team with a scoreless streak of 20.0-or-more innings since Fred Norman began his time with the Cincinnati Reds in 1973 with 26.0 consecutive innings without allowing a run...Zimmermann's streak is the longest by a Tigers pitcher to begin a season and is tied for the eighth longest by any MLB pitcher to start a season in the Expansion Era (since 1961).
- Began the season by picking up the win in each of his first five starts -- became the first Tigers pitcher to win each of his first five starts of a season since Frank Tanana in 1988.

- Named the American League Pitcher of the Month and Tigers Pitcher of the Month for April after posting a 5-0 record with a 0.55 ERA (33.0IP/2ER) and 23 strikeouts in five starts – led the American League with a 0.55 ERA in April, while he was tied for first with five wins...his 0.55 ERA ranked as the third lowest April ERA in Tigers history (min. 25.0 innings pitched), while his ERA was the fourth lowest April ERA in the Majors since 1969 (min. five starts)...the award marked his second pitcher of the month honor.
- Started the season with seven consecutive quality starts from April 8- May 11...his seven straight quality starts to begin the season were the longest streak by a Tigers pitcher since Justin Verlander had 10 consecutive quality starts from March 31-May 19, 2011.
- Placed on the 15-day disabled list on July 4, retroactive to July 1, with a right neck strain.
- Activated from the 15-day disabled list on August 4.
- Placed on the 15-day disabled list on August 5 with a re-aggravation of his previous neck injury.
- Made his first career relief appearance on September 25 vs. Kansas City, tossing 3.0 innings and allowing one run on four hits and four strikeouts.

Started 33 games in **2015** as he completed his sixth season with the Washington Nationals.

- Finished his six-year Nationals career as the club's all-time leader in wins (70), innings pitched (1094.0), strikeouts (903) and games started (178).
- Tied for the National League lead with 33 starts, while he ranked sixth with 1.74 walks per nine innings and tied for eighth with 22 quality starts.
- Recorded nine consecutive quality starts from April 18-June 2 -- posted a 4-1 record with a 2.09 ERA (60.1IP/14ER) and 41 strikeouts during the stretch.
- During a 15-start stretch from June 24-September 8, went 7-3 with a 2.95 ERA (94.2IP/31ER)...struck out 82 and issued just 15 walks during that stretch.

Named to the National League All-Star Team for the second straight season as he established a career high with 182 strikeouts in **2014**.

- Finished fifth in voting for the National League Cy Young Award.
- Led all National League pitchers with 1.31 walks per nine innings, while he ranked second with a .737 winning percentage and a 6.28 strikeout-to-walk ratio, third with two shutouts, fourth with 0.59 home runs per nine innings and a 1.07 WHIP, sixth with three complete games and seventh with a 2.66 ERA (199.2IP/59ER).
- Tied for the team lead and matched a Nationals single-season record with 24 quality starts.
- Named an All-Star for the second straight season, but did not play/attend due to a right biceps strain.
- Selected the National League Player of the Week twice during the season, earning the award on June 9 and September 29.
- Threw the first no-hitter in Nationals history on September 28 in a 1-0 win vs. Miami, striking out 10 and issuing one walk -- marked the first no hitter in Washington, D.C., since 1931.
- Closed the regular season by throwing 12 straight quality starts from July 28-September 28 -- posted a 8-0 record with a 1.87 ERA (81.2IP/17ER) and 75 strikeouts over the 12 starts.
- Started Game 2 of the National League Division Series vs. San Francisco, allowing one run on three hits with one walk and six strikeouts in 8.2 innings.

Tied for the National League lead with 19 wins as a member of the Washington Nationals in **2013**.

- Selected to the National League All-Star Team for the first time in his career, but did not pitch in the game.
- Finished seventh in voting for the National League Cy Young Award.
- Established a career high with 213.1 innings pitched, becoming the fourth National to throw 200.0-or-more innings in a season.
- Ranked second in the National League with four complete games, while he was tied for third with a .679 winning percentage, sixth with 213.1 innings pitched, seventh with 1.69 walks per nine innings, eighth with a 1.08 WHIP, and ninth with 10.08 baserunners allowed per nine innings.
- Allowed two runs-or-fewer in seven straight starts from April 21-May 24.

Reached the 30-start plateau for the first time in his career as he started 32 games for the Nationals in **2012**.

- Finished the season ranked tied for fourth in the National League with 24 quality starts, seventh with a 2.94 ERA (195.2IP/64ER) and eighth with 1.98 walks per nine innings.
- Led all qualified MLB pitchers with a .163 (28x172) opponents batting average with runners in scoring position.
- Hit the first home run of his Major League career on May 28 at Miami off of Carlos Zambrano.
- Threw 11 consecutive quality starts from June 5-July 28 -- posted a 5-1 record with a 1.80 ERA (70.0IP/14ER) and 52 strikeouts during the 11-start stretch.
- Led the National League with a 0.97 ERA (37.0IP/4ER) and finished tied for the lead with four wins in the month of July.

Started 26 games for the Nationals in **2011**.

- Ranked third in the National League with 1.73 walks per nine innings, while he was 10th with a 3.18 ERA (161.1IP/57ER).
- Struck out the side on nine pitches in the second inning on May 6 at Florida, becoming the first Nationals pitcher to accomplish the feat.



2018 TIGERS

- Threw the first complete game of his career on June 29 at Los Angeles (AL), but took the loss after allowing just one unearned run on four hits with one walk and four strikeouts.
- Established a Nationals club record with 11 straight quality starts from May 1-June 29 -- posted a 4-3 record with a 1.85 ERA (73.0IP/15ER) and 57 strikeouts during the stretch.
- Started six games during the month of June and had a 3-1 record with a 0.85 ERA (42.1IP/4ER) and 27 strikeouts -- ranked second in the National League with a 0.85 ERA, while he was third with 42.1 innings pitched.
- Did not pitch in September due to an innings limit.

Limited to seven starts with the Nationals in **2010** after finishing his recovery from Tommy John surgery.

- Sidelined from February 19-July 31 with a right ulnar collateral ligament injury.

Made 16 starts as a rookie for the Nationals in **2009**, but had his season cut short due to elbow injuries.

- Had his contract purchased from Triple A Syracuse on April 20 -- made his Major League debut later that night vs. Atlanta and earned the win after allowing two runs on six hits with one walk and three strikeouts in 6.0 innings.
- Picked up the victory in his second start on April 26 at New York (NL), giving up just one run on six hits with two walks and five strikeouts in 5.1 innings -- became the first franchise pitcher to earn the win in first two big league starts since Randy Johnson with the Montreal Expos in 1988.
- Sidelined from July 19-November 8 with right elbow inflammation.
- Had season-ending surgery to repair the right elbow ulnar collateral ligament on August 19 -- the procedure was performed by Dr. Lewis Yocum in Los Angeles, CA.

Named the National Minor League Pitcher of the Year in **2008**, spending most of the season with Double A Harrisburg.

- Selected to the Eastern League Midseason All-Star Team.
- Threw 7.0 shutout innings with three hits allowed and nine strikeouts on April 30 vs. Winston-Salem -- named Carolina League Pitcher of the Week following the performance.
- Started four games in July and had a 4-0 record with a 1.82 ERA (39.2IP/8ER) and 39 strikeouts.
- Named the top prospect in the Nationals system by *Baseball America* following the season, while he was ranked as the 41st-best prospect in baseball and the fifth-best prospect in the Eastern League -- also rated as having the best fastball and slider in the Nationals organization.

Completed his first season in professional baseball in **2007**, appearing in 13 games, including 11 starts, with Vermont.

- Ranked fifth in the New York-Penn League with a 2.38 ERA (53.0IP/14ER).
- Selected as Vermont's Pitcher of the Month for August/September after making six starts and posting a 3-1 record with a 2.73 ERA (26.1IP/8ER) and 36 strikeouts.
- Named the seventh-best prospect in the Nationals organization by *Baseball America* following the 2007 season, while he was named the fifth-best prospect in the New York-Penn League.

PERSONAL/MISCELLANEOUS

- Resides in Auburndale, WI during the offseason with his wife, Mandy, their son, Riley and daughter, Ava.
- Participates in the Autographed Memorabilia Donation and the Autographs for a Cause (donates money to the Auburndale High School baseball program) programs and participated in the Tigers Winter Caravan and TigerFest.
- Played college baseball at Division III Wisconsin-Stevens Point, where he started his career as a walk-on and went on to be named a Second Team All-American.

WINNING STREAKS BY TIGERS ROOKIES

Since 1957, 13 Tigers rookie pitchers have compiled a winning streak of five-or-more games. Michael Fulmer was the last pitcher to accomplish the feat, winning six straight in 2016. The complete list since 1957 follows:

Player	Streak (Games/Starts)	Date	Year
Les Cain	8 games (12 starts)	May 21-July 10	1970
Mark Fidrych	8 games (8 starts)	May 31-July 3	1976
Mike Henneman	8 games (27 games)	May 15-July 25	1987
Dave Rozema	7 games (7 starts)	July 16-August 19	1977
Justin Verlander	7 games (8 starts)	June 17-August 1	2006
Mark Leiter	6 games (6 starts)	August 1-September 1	1991
Zach Miner	6 games (6 starts)	June 10-July 8	2006
Al Alburquerque	6 games (23 games)	May 24-September 10	2011
Michael Fulmer	6 games (7 starts)	May 10-June 12	2016
Pat Underwood	5 games (10 games/9 starts)	May 31-July 19	1979
Jerry Ujdur	5 games (7 starts)	July 11-August 10	1982
Armando Galarraga	5 games (6 starts)	July 23-August 19	2008
Rick Porcello	5 games (5 starts)	May 5-27	2009



JORDAN M. ZIMMERMANN'S CAREER RECORD

Year	Club	W-L	ERA	G	GS	CG	SHO	SV	IP	H	AB	R	ER	HR	HB	BB	SO	WP	BK	AVG
2007	Vermont	5-2	2.38	13	11	0	0	0	53.0	45	197	14	14	2	0	18	71	2	2	.228
2008	Potomac	3-1	1.65	5	4	0	0	1	27.1	15	90	6	5	1	0	8	31	0	0	.167
	Harrisburg	7-2	3.21	20	20	0	0	0	106.2	89	394	42	38	9	3	39	103	2	1	.226
2009	Potomac	0-0	2.70	1	1	0	0	0	3.1	2	12	2	1	1	0	1	6	0	0	.167
	Syracuse	0-0	5.06	1	1	0	0	0	5.1	4	20	3	3	2	0	1	4	0	0	.200
2010	Washington	3-5	4.63	16	16	0	0	0	91.1	95	350	51	47	10	4	29	92	0	0	.271
	Hagerstown#	0-1	10.80	1	1	0	0	0	5.0	7	24	7	6	2	0	1	3	0	0	.292
	Potomac#	0-1	0.00	4	4	0	0	0	13.0	11	45	1	0	0	1	0	13	0	0	.244
	Harrisburg#	0-0	0.00	1	1	0	0	0	4.2	1	14	0	0	0	1	2	3	1	0	.071
	Syracuse	1-0	0.53	4	4	0	0	0	17.0	8	57	1	1	0	0	3	12	0	0	.140
2011	Washington	1-2	4.94	7	7	0	0	0	31.0	31	121	20	17	8	2	10	27	0	0	.256
	Washington	8-11	3.18	26	26	1	0	0	161.1	154	613	62	57	12	7	31	124	3	1	.251
2012	Washington	12-8	2.94	32	32	0	0	0	195.2	186	742	69	64	18	8	43	153	3	0	.251
2013	Washington	19-9	3.25	32	32	4	2	0	213.1	192	805	81	77	19	7	40	161	3	0	.239
2014	Washington	14-5	2.66	32	32	3	2	0	199.2	185	757	67	59	13	6	29	182	4	0	.244
2015	Washington	13-10	3.66	33	33	0	0	0	201.2	204	774	89	82	24	8	39	164	2	1	.264
2016	Toledo#	0-1	1.33	5	5	0	0	0	20.1	19	74	10	3	2	1	4	11	1	0	.257
	DETROIT	9-7	4.87	19	18	0	0	0	105.1	118	416	63	57	14	2	26	66	3	0	.284
2017	DETROIT	8-13	6.08	29	29	0	0	0	160.0	204	651	111	108	29	7	44	103	3	0	.313
MINOR LEAGUE TOTALS		16-8	2.50	55	52	0	0	1	255.2	201	927	86	71	19	6	77	257	6	3	.217
DETROIT TOTALS		17-20	5.60	48	47	0	0	0	265.1	322	1067	174	165	43	9	70	169	6	0	.302
NL TOTALS		70-50	3.32	178	178	8	4	0	1094.0	1047	4162	439	403	104	42	221	903	15	2	.252
MAJOR LEAGUE TOTALS		87-70	3.76	226	225	8	4	0	1359.1	1369	5229	613	568	147	51	291	1072	21	2	.262

TRANSACTIONS

- Selected by Washington in the second round (67th overall) of the June 2007 draft
- On disabled list, July 19-November 8, 2009 (right elbow inflammation)
- On disabled list, February 19-July 31, 2010 (right ulnar collateral ligament injury)
- On paternity list, July 10-11, 2015
- Signed by the Tigers as a free agent on November 30, 2015
- On disabled list, July 1-August 4, 2016 (right neck strain)
- On disabled list, August 5-September 6, 2016 (re-aggravation of previous neck injury)

ALL-STAR GAME RECORD

Year	League/Site	W-L	ERA	G	GS	CG	SHO	SV	IP	H	AB	R	ER	HR	HB	BB	SO	WP	BK	AVG
2013	NL/New York (NL)	-	-	-	-	-	-	-	-	-	-	-	-	-	-	-	-	-	-	-
2014	NL/Minnesota	-	-	-	-	-	-	-	-	-	-	-	-	-	-	-	-	-	-	-

DIVISION SERIES RECORD

Year	Club/Opp.	W-L	ERA	G	GS	CG	SHO	SV	IP	H	AB	R	ER	HR	HB	BB	SO	WP	BK	AVG
2012	WSH vs. STL	0-1	11.25	2	1	0	0	0	4.0	7	18	5	5	1	0	0	5	0	0	.389
2014	WSH vs. SF	0-0	1.04	1	1	0	0	0	8.2	3	27	1	1	0	0	1	6	0	0	.111
DIVISION SERIES TOTALS		0-1	4.26	3	2	0	0	0	12.2	10	45	6	6	1	0	1	11	0	0	.222

MAJOR LEAGUE HITTING RECORD

	AVG	AB	R	H	2B	3B	HR	RBI	SH	SF	HBP	BB	SO
2017	.167	6	0	1	0	0	0	0	0	0	0	0	1
Career	.170	330	18	56	6	0	1	15	44	2	0	10	100

CAREER FIELDING

	G	TC	PO	A	E	DP	PCT
Pitcher	226	265	88	164	13	6	.951

CAREER HIGHS

Longest Winning Streak: 9 - August 2, 2014-April 8, 2015
Longest Losing Streak: 4 (twice) - last, June 24-October 1, 2016
Strikeouts: 12 - June 8, 2014 at San Diego
Walks: 5 - April 13, 2017 vs. Minnesota
Innings (starter): 9.0 (five times) - last, September 28, 2014 vs. Miami
Innings (reliever): 3.0 - September 25, 2016 vs. Kansas City
Low-Hit Game (CG): 0 - September 28, 2014 vs. Miami

10-OR-MORE STRIKEOUT GAMES (S)

May 12, 2011 at Atlanta (11)	June 12, 2011 at San Diego (10)	August 9, 2012 at Houston (11)
June 8, 2014 at San Diego (12)	September 28, 2014 vs. Miami (10)	



TIGERS 40-MAN ROSTER

2018 DETROIT TIGERS 40-MAN ROSTER

Manager: Ron Gardenhire (15)
Coaches: Rick Anderson (38), Chris Bosio (29), Dave Clark (25), Phil Clark (59), Steve Liddle (43), Lloyd McClendon (20), Ramon Santiago (39), Joe Vavra (52)

Head Athletic Trainer: Doug Teeter
Assistant Trainer: Matt Rankin

NO.	PITCHER (24)	R	T	HT.	WT.	BORN	BIRTHPLACE	RESIDENCE	2017 CLUB	W-L	ERA	G	GS	CG	SHO	SV	IP	H	AB	R	ER	BB	SO	AVG	ML.SER.	
62	Baez, Sandy	R	R	6-2	219	11-25-93	Juan Barón, DR	San Cristóbal, DR	Lakeland	6-7	3.86	17	17	0	0	0	10.0	9	38	4	38	24	92	257		
51	Barbato, Johnny	R	R	6-1	231	7-11-92	Miami, FL	Miami, FL	San Antonio, TX	0-1	4.50	2	2	0	0	0	4.0	5	14	2	5	5	13	237		
64	Bell, Chad	R	L	6-3	239	2-28-89	Knoxville, TN	Knoxville, TN	Indianapolis	0-1	4.08	24	2	0	0	4	35.1	28	132	12	12	2	11	36	212	0.113
48	Boyd, Matthew	L	L	6-3	234	2-2-91	Bellevue, WA	Mercer Island, WA	Toledo	2-4	3.41	7	7	0	0	0	34.1	34	129	15	13	18	23	227	0.129	
31	Carpenter, Ryan	L	L	6-5	240	8-22-90	Glendale, AZ	Sun City West, AZ	Toledo	3-3	2.82	26	25	1	0	0	135.0	157	540	84	72	39	161	269	1.136	
45	Farmer, Buck	L	R	6-4	232	2-20-91	Coyers, GA	Coyers, GA	Toledo	6-4	3.93	21	11	0	0	0	123.2	133	483	58	34	31	114	275		
50	Fiers, Mike	R	R	6-2	202	6-15-85	Hollywood, FL	Pompano Beach, FL	Detroit	8-10	5.22	29	28	0	0	0	153.1	157	591	89	62	49	295	1.083		
32	Fulmer, Michael	R	R	6-3	246	3-15-93	Oklahoma City, OK	Oklahoma City, OK	Detroit	10-12	3.83	25	25	1	0	0	164.2	150	617	80	70	40	114	243	4.085	
61	Green, Shane	R	R	6-4	197	11-17-88	Clermont, FL	Clermont, FL	Toledo	4-3	2.66	71	0	0	0	0	67.2	50	244	11	14	5	45	205	3.075	
36	Hardy, Blaine	L	L	6-2	218	3-14-87	Seattle, WA	Edmonds, WA	Toledo	7-1	5.94	32	0	0	0	3	40.2	32	145	14	14	5	45	221	2.130	
66	Jimenez, Edmundo	R	R	6-2	221	4-4-95	Cumana, VZ	Araya, VZ	West Michigan	1-1	1.05	21	0	0	0	6	33.1	46	139	24	22	13	28	331		
77	Jiménez, Joe	R	R	6-3	272	1-17-95	San Juan, PR	San Juan, PR	Lakeland	0-0	4.41	13	0	0	0	0	16.1	21	5	0	0	5	16	323		
63	Labourt, Jairo	L	L	6-4	241	3-7-94	Azua, DR	Azua, DR	Toledo	1-1	1.44	26	0	0	0	4	25.0	19	89	4	4	12	36	213	0.077	
57	Lewicki, Artie	R	R	6-3	218	4-8-92	Wyckoff, NJ	Davie, FL	Toledo	0-2	12.32	24	0	0	0	0	19.0	31	87	28	26	9	17	356		
60	Moreno, Gerson	R	R	6-0	218	9-10-95	Yamasa, DR	Yamasa, DR	Lakeland	1-0	2.01	21	0	0	0	8	10.1	19	84	6	5	4	30	226	0.029	
44	Norris, Daniel	L	L	6-2	185	4-25-93	Johnson City, TN	Johnson City, TN	Toledo#	0-4	12.21	6	6	0	0	0	28.0	23	104	20	20	17	36	221	2.073	
26	Reininger, Zac	R	R	6-3	185	1-28-93	San Antonio, TX	Spring Branch, TX	Lakeland	5-8	5.31	22	18	0	0	0	140.2	120	407	64	60	44	86	295		
53	Sappold, Warwick	R	R	6-2	223	1-16-90	Reedcliff, AUS	Reedcliff, AUS	Toledo	1-1	1.48	16	0	0	0	1	24.1	13	78	5	4	8	29	167	0.039	
65	Soto, Gregory	L	L	6-1	236	2-11-95	Haina, DR	Nigua, DR	West Michigan	2-0	2.90	7	7	0	0	0	9.2	16	43	8	3	5	372	1.035		
68	Stumpf, Daniel	L	L	6-2	208	1-4-91	Humble, TX	Humble, TX	Toledo	1-2	3.38	24	0	0	0	0	21.1	27	76	8	7	11	28	267	1.063	
56	Turnbull, Spencer	R	R	6-3	211	9-18-92	Demonopolis, AL	Madison, MS	Detroit	0-0	4.82	55	2	0	0	0	37.2	37	139	16	16	15	33	266		
54	VerHagen, Drew	R	R	6-6	230	10-22-90	Royse City, TX	Rockwall, TX	Lakeland	7-3	3.05	15	4	0	0	0	82.2	68	296	30	28	25	64	236		
30	Wilson, Alex	R	R	6-0	227	11-3-86	Dhahran, SA	College Station, TX	Toledo	7-7	4.90	19	2	0	0	0	20.2	22	81	16	14	8	22	272	1.149	
27	Zimmermann, Jordan	R	R	6-2	225	5-23-86	Aburrdiate, WI	Aburrdiate, WI	Detroit	2-5	4.50	66	0	0	0	2	60.0	67	240	34	20	15	42	279	4.038	
									Detroit	8-13	6.08	29	29	0	0	0	160.0	204	651	111	108	44	103	313	8.154	



TIGERS NON-ROSTER INVITEES

2018 DETROIT TIGERS NON-ROSTER INVITEES

NO.	PITCHERS (7)	B	T	HT.	WT.	BORN	BIRTHPLACE	RESIDENCE	2017 CLUB	W-L	ERA	G	GS	CG	SHO	SV	IP	H	AB	R	ER	BB	SO	AVG	ML.SER.
56	Alcantara, Victor	R	R	6-2	190	4-3-93	Santo Domingo, DR	Santo Domingo, DR	Toledo	1-2	3.46	30	2	0	0	1	54.2	46	199	26	21	34	57	231	
	Burgos, Enrique	R	R	6-4	250	11-23-90	Panama City, PA	Panama City, PA	Detroit	0-1	8.59	6	0	0	0	0	20.6	22	80	13	9	12	16	275	0.027
	Cornet, Kevin	R	R	6-3	236	8-1-92	Bryn Mawr, PA	Shamong, NJ	Gwinnett	0-1	6.23	11	0	0	0	2	22.1	13	78	13	0	15	26	167	1.052
71	Friedo, Alex	R	R	6-5	225	11-12-95	Tampa, FL	Tampa, FL	Corpus Christi	0-0	5.24	24	0	0	0	2	30.0	1	3.0	0	0	5	100		
75	Morgansey, Mark	R	R	6-0	210	8-20-90	Williamsburg, VA	Williamsburg, VA	Ums of Florida	9-2	3.68	43	0	0	0	5	63.2	70	252	32	26	28	74	278	
79	Wolter, Paul	R	R	5-11	185	8-19-92	Edina, MN	Plymouth, MN	Lakeland	5-4	2.43	46	0	0	0	5	66.2	46	238	19	18	15	73	193	
85	Wood, Travis	R	L	5-11	175	2-6-87	Little Rock, AR	Alexander, AR	Toledo	1-2	2.17	28	0	0	0	7	29.0	23	107	7	1	7	30	215	
									Kansas City	1-3	6.91	28	3	0	0	0	41.2	56	170	33	32	20	29	329	7.004
									San Diego	3-4	6.71	11	11	0	0	0	52.1	62	210	44	39	25	36	295	

NO.	CATCHERS (4)	B	T	HT.	WT.	BORN	BIRTHPLACE	RESIDENCE	2017 CLUB	G	AB	R	H	TB	2B	3B	HR	HR	BBI	BB	SB	OBP	SLG	ML.SER.	
33	Norris, Derek	R	R	6-0	235	2-14-89	Goldfield, KS	Wichita, KS	Tampa Bay	20	53	179	21	36	68	5	0	9	24	12	7	1	258	380	5.016
28	Peña, Bryan	S	R	5-9	240	1-32-92	La Habra, CA	Windsor, FL	Lakeland	27	38	124	8	34	37	3	0	0	15	7	1	308	298	9.081	
83	Perez, Arcent	R	R	5-10	170	1-14-94	Bohain, VZ	Bohain, VZ	Lakeland	228	25	259	15	59	79	7	2	3	28	10	44	4	261	305	
84	Rogers, Jake	R	R	6-1	192	4-18-95	Canyon, TX	Canyon, TX	Lakeland	255	27	102	17	26	53	7	1	6	15	9	23	1	336	520	
									Lakeland	265	83	313	43	83	143	18	3	12	55	44	72	13	357	457	
									Lakeland	143	2	7	0	1	1	0	0	0	0	1	2	0	250	143	

NO.	INFELDERS (8)	B	T	HT.	WT.	BORN	BIRTHPLACE	RESIDENCE	2017 CLUB	G	AB	R	H	TB	2B	3B	HR	HR	BBI	BB	SB	OBP	SLG	ML.SER.	
14	Amarita, Alessi	L	R	5-6	158	4-6-89	Barcelona, VZ	Barcelona, VZ	Colorado	96	168	22	40	59	10	0	3	19	7	38	1	269	351	6.040	
70	Gastro, Harold	L	R	5-10	151	11-30-93	Caracas, VZ	Maracaibo, VZ	Lakeland	364	8	33	3	12	16	2	1	0	3	0	3	2	364	485	
82	Eaves, Kody	L	R	6-0	175	7-8-93	Pasadena, TX	Pasadena, TX	Fire	272	88	414	51	120	16	4	1	30	18	53	20	325	355		
									Fire	272	88	305	48	83	144	18	2	13	41	31	74	7	343	472	
									Toledo	259	8	27	3	10	1	0	1	2	0	1	0	310	376		
74	Espinal, Edwin	R	R	6-1	245	1-27-94	Mao Valverde, DR	Mao Valverde, DR	Toledo	283	95	367	41	104	25	0	15	72	18	48	0	322	474		
72	Ficoello, Dominic	S	R	6-4	200	4-10-92	Anaheim, CA	Fayetteville, AR	Indianapolis	323	35	130	12	42	48	4	0	14	4	22	1	341	369		
									Indianapolis	306	90	330	53	101	147	21	2	7	39	42	87	10	379	449	
76	Goodrum, Niko	S	R	6-3	198	2-28-92	Atlanta, GA	McDonough, GA	Toledo	235	35	115	12	27	32	2	0	12	11	32	2	307	339		
									Toledo	265	127	461	71	122	196	25	5	13	66	30	119	11	309	425	0.031
81	Kozma, Pete	R	R	6-0	190	4-11-88	Tulsa, OK	Broken Arrow, OK	Rochester	659	11	17	1	1	1	0	0	0	1	10	0	111	059		
									Round Rock	300	11	40	8	12	16	4	0	0	2	2	0	333	400		
									New York (AL)	111	11	9	2	1	0	0	0	0	1	2	0	200	111		
									Texas	111	28	36	4	4	7	0	0	0	2	2	18	0	200	194	3.049
80	Rodriguez, Rommy	R	R	6-0	180	4-17-92	Santiago, DR	Mao Valverde, DR	Columbus	291	117	447	60	130	203	18	2	17	64	23	92	15	324	454	

NO.	OUTFIELDERS (2)	B	T	HT.	WT.	BORN	BIRTHPLACE	RESIDENCE	2017 CLUB	G	AB	R	H	TB	2B	3B	HR	HR	BBI	BB	SB	OBP	SLG	ML.SER.	
37	Adduci, Ian	L	L	6-2	210	5-15-85	Burnaby, CAN	College Station, TX	Toledo	288	5	215	32	62	89	13	1	4	27	20	59	10	343	414	
78	Huffman, Chad	R	R	6-1	220	4-29-85	Houston, TX	Houston, TX	Detroit	241	29	63	14	20	33	2	1	10	10	27	1	323	398	1.122	
									Memphis	247	59	174	27	43	76	13	1	6	25	32	29	1	386	437	
									Springer	203	28	74	7	15	23	5	0	1	5	7	20	0	294	311	
									St. Louis	286	12	14	3	4	3	0	0	0	1	0	0	333	429	0.041	
73	Kriean, Jason	L	R	6-0	185	6-28-89	Austin, TX	Pflugerville, TX	Fire	393	14	56	10	22	38	4	0	4	14	8	3	2	455	679	
									Toledo	264	107	371	41	98	140	22	4	4	37	40	53	4	334	377	



FIRST-YEAR PLAYER DRAFT [9]

PLAYER	YEAR DRAFTED	ROUND
Nicholas Castellanos	2010	First (44th overall)
Buck Farmer	2013	Fifth
Mike Gerber	2014	15th
Grayson Greiner	2014	Third
Artie Lewicki	2014	Eighth
James McCann	2011	Second
Zac Reininger	2013	Eighth
Spencer Turnbull	2014	Second
Drew VerHagen	2012	Fourth

SIGNED AS A MAJOR LEAGUE FREE AGENT [6]

PLAYER	PREVIOUS ORGANIZATION	DATE SIGNED
Ryan Carpenter	Colorado	November 20, 2017
Mike Fiers	Houston	December 8, 2017
Leony Martin	Chicago (NL)	December 5, 2017
Victor Martinez	Boston	November 29, 2010
Daniel Stumpf	Kansas City	April 1, 2017
Jordan Zimmermann	Washington	November 30, 2015

SIGNED AS A MINOR LEAGUE FREE AGENT [1]

PLAYER	PREVIOUS ORGANIZATION	DATE SIGNED
Blaine Hardy	Kansas City	April 2, 2013

SIGNED AS A NON-DRAFTED FREE AGENT [7]

PLAYER	PREVIOUS ORGANIZATION	DATE SIGNED
Sandy Baez	Dominican Republic	October 6, 2011
Eduardo Jimenez	Venezuela	July 6, 2011
Joe Jiménez	Puerto Rico	June 24, 2013
Dixon Machado	Venezuela	July 2, 2008
Gerson Moreno	Dominican Republic	October 5, 2012
Warwick Saupold	Australia	January 23, 2012
Gregory Soto	Dominican Republic	December 26, 2012

ACQUIRED BY TRADE [14]

PLAYER	ACQUIRED FROM	DATE ACQUIRED	ACQUIRED FOR
Sergio Alcántara	Arizona	July 18, 2017	J.D. Martinez
Chad Bell	Texas	May 3, 2016	Bobby Wilson
Matthew Boyd	Toronto	July 30, 2015	David Price
Miguel Cabrera	Florida	December 5, 2007	Burke Badenhop, Eulogio De La Cruz, Cameron Maybin, Andrew Miller
Jeimer Candelario	Chicago (NL)	July 31, 2017	Mike Rabelo, Dallas Trahern
Michael Fulmer	New York (NL)	July 31, 2015	Alex Avila, Justin Wilson
Shane Greene	New York (AL)	December 5, 2014	Yoenis Cespedes
José Iglesias	Boston	July 30, 2013	Robbie Ray, Domingo Leyba
JaCoby Jones	Pittsburgh	July 30, 2015	Avisail Garcia, Brayan Villarreal
Jairo Labourt	Toronto	July 30, 2015	Joakim Soria
Dawel Lugo	Arizona	July 18, 2017	David Price
Mikie Mahtook	Tampa Bay	January 18, 2017	J.D. Martinez
Daniel Norris	Toronto	July 30, 2015	PTBNL (Drew Smith)
Alex Wilson	Boston	December 11, 2014	David Price
			Rick Porcello

ACQUIRED IN RULE 5 DRAFT [1]

PLAYER	ACQUIRED FROM	DATE ACQUIRED	ACQUIRED FOR
Victor Reyes	Arizona	December 14, 2017	Rule 5 Draft

CLAIMED OFF WAIVERS [2]

PLAYER	PREVIOUS ORGANIZATION	DATE CLAIMED
Johnny Barbato	Pittsburgh	January 11, 2018
John Hicks	Minnesota	April 23, 2016



BASEBALL... IT'S IN OUR DNA

LIVE LOOK-INS AND ANALYSIS ON MLB TONIGHT™
PLUS 5 LIVE GAMES EACH WEEK



OUR NATIONAL PASTIME
ALL THE TIME®



GO TO FINDMLBNETWORK.COM FOR CHANNEL LINEUP.
© 2018 MAJOR LEAGUE BASEBALL PROPERTIES, INC. ALL RIGHTS RESERVED.

2017 REVIEW





2015 TIGERS OFFICIAL STATISTICS

PLAYER	AVG	G	AB	R	H	TB	2B	3B	HR	RBI	SH	SF	HP	BB	IBB	SO	SB	CS	GIDP	E	SLG	OBP	PINCH HIT				
																							AB	H	HR	RBI	
Adduci	.241	29	83	14	20	33	6	2	1	10	0	0	0	10	0	27	1	1	1	0	.398	.323	2	0	0	0	
Avila	.274	77	219	30	60	104	11	0	11	32	0	1	1	43	2	80	0	1	6	1	1.475	.394	14	6	0	2	
Boyd	.333	26	3	0	1	0	0	0	0	0	0	0	0	0	0	0	0	0	0	2	.333	.333	0	0	0	0	
Cabrera	.249	130	469	50	117	187	22	0	16	60	0	3	3	54	6	110	0	1	15	1	1.399	.329	1	0	0	0	
Gandelario	.330	27	94	16	31	44	7	0	2	13	0	0	0	12	0	18	0	2	4	4	1.468	.406	2	2	0	1	
RIGHT	.375	16	6	9	3	0	0	0	0	0	0	0	0	0	0	3	0	1	1	5	.563	.375	0	0	0	0	
LEFT	.321	78	25	35	4	0	2	9	0	0	0	0	12	0	15	1	1	1	1	1	1.449	.311	2	2	0	1	
Castellanos	.272	157	614	73	167	301	36	10	26	101	0	5	5	41	0	142	4	5	12	20	1.490	.320	2	0	0	0	
Collins	.193	49	150	18	29	50	4	1	5	14	0	1	0	18	0	55	0	4	2	2	.333	.278	7	0	0	0	
den Dekker	.143	4	7	1	1	0	0	0	0	0	0	0	0	0	1	0	4	0	0	0	0	.143	.250	1	0	0	0
Fulmer	.000	25	5	0	0	0	0	0	0	0	0	0	0	0	0	2	0	0	1	1	1.000	.000	0	0	0	0	
Hicks	.266	60	173	25	46	76	12	0	6	22	0	1	3	13	0	51	2	1	5	5	1.439	.326	11	3	0	0	
Holiday	.241	13	29	1	7	9	2	0	0	0	0	0	0	0	0	1	0	0	2	0	.310	.241	2	1	0	0	
Iglesias	.255	130	463	56	118	171	33	1	6	54	3	1	1	21	0	65	7	4	6	7	1.369	.288	0	0	0	0	
Jones	.170	56	141	14	24	38	3	1	3	13	0	0	4	9	0	65	6	2	5	1	1.270	.240	5	0	0	0	
Kinsler	.236	139	551	90	130	227	25	3	22	52	0	0	7	55	2	86	14	5	9	10	1.412	.313	0	0	0	0	
Machado	.259	73	166	17	43	53	5	1	1	11	2	2	1	10	0	32	1	0	6	4	1.319	.302	11	4	0	1	
Mahtook	.276	109	348	50	96	159	15	6	12	38	0	2	6	23	0	79	6	0	4	2	1.457	.330	8	2	0	1	
Martinez, J.	.305	57	200	38	61	126	13	2	16	39	0	3	0	29	5	54	2	0	10	2	1.630	.388	1	0	0	0	
Martinez, V.	.255	107	392	38	100	146	16	0	10	47	0	2	5	36	3	63	0	0	15	0	1.372	.324	2	1	0	0	
RIGHT	.255	94	24	30	3	1	14	0	0	7	0	14	0	0	0	7	0	14	6	6	.319	.307	1	1	0	0	
LEFT	.255	298	76	116	13	0	9	33	0	2	5	29	3	49	9	389	329	1	0	0	0	0	0	0	0		
McCann	.253	106	352	39	89	146	14	2	13	49	1	3	9	26	0	89	1	0	8	2	1.415	.318	5	2	0	0	
Navarro	.230	23	61	9	14	23	1	1	2	2	0	0	0	8	1	21	0	1	1	0	1.377	.319	4	1	0	0	
Presley	.314	71	245	30	77	102	10	3	3	20	3	0	0	15	0	49	5	0	5	1	1.416	.354	7	1	0	1	
Romine	.233	124	318	45	74	107	17	2	4	25	2	2	4	22	0	67	6	4	7	3	1.336	.289	8	4	0	1	
RIGHT	.262	65	17	24	4	0	1	1	1	0	0	4	0	17	1	369	304	2	1	0	0	0	0	0	0		
LEFT	.225	253	57	83	13	2	3	24	1	2	4	18	0	50	6	328	285	6	3	0	1	0	0	0	0		
Sanchez	.000	28	2	0	0	0	0	0	0	0	0	0	0	0	1	0	0	0	0	3	1.000	.000	0	0	0	0	
Upton	.279	125	459	81	128	249	37	0	28	94	0	1	3	57	2	147	10	5	6	7	1.542	.362	1	0	0	0	
Verlander	.167	28	6	0	1	1	0	0	0	0	0	0	0	0	4	0	0	0	0	1	1.167	.167	0	0	0	0	
Zimmermann	.167	29	6	0	1	1	0	0	0	0	0	0	0	0	1	0	0	0	0	1	1.167	.167	0	0	0	0	

PITCHERS	.136	162	22	0	3	3	0	0	0	1	0	0	0	0	0	8	0	0	1	13	.136	.136	0	0	0	0
----------	------	-----	----	---	---	---	---	---	---	---	---	---	---	---	---	---	---	---	---	----	------	------	---	---	---	---

DETROIT	.258	162	5556	735	1435	2355	289	35	187	699	11	27	52	503	21	1313	65	34	128	85	424	324	94	27	0	7
OPPONENTS	.282	162	5621	894	1586	2600	290	35	218	862	15	62	61	538	42	1202	83	37	129	87	463	348	179	19	5	13

DH	.261	162	593	59	155	231	26	1	16	64	0	3	5	47	4	109	3	1	21	0	.390	.319	17	10	0	1
----	------	-----	-----	----	-----	-----	----	---	----	----	---	---	---	----	---	-----	---	---	----	---	------	------	----	----	---	---

PITCHER	W	L	ERA	G	GS	CG	GF	SHO	SV	IP	H	R	ER	HR	HB	BB	IBB	SO	WP	BK	OPP	AVG
Bell	0	3	6.93	28	4	0	6	0	0	62.1	81	49	48	12	3	31	3	57	1	0	.313	
Boyd	6	11	5.27	26	25	1	0	1	0	135.0	157	84	79	18	3	53	3	110	2	0	.291	
Cuevas	0	0	108.00	1	0	0	0	0	0	0.1	3	4	4	0	1	0	0	1	0	0	.750	
Farmer	5	5	6.75	11	11	0	0	0	0	48.0	55	38	36	9	4	20	0	49	1	0	.285	
Ferrell	0	0	6.75	11	0	0	4	0	0	9.1	17	7	7	2	0	5	1	6	0	0	.395	
Fulmer	10	12	3.83	25	25	1	0	0	0	164.2	150	80	70	13	8	40	2	114	3	1	.243	
Greene	4	3	2.66	71	0	0	26	0	9	67.2	50	21	20	6	4	34	4	73	1	0	.205	
Hardy	1	0	5.94	35	0	0	9	0	0	33.1	46	24	22	7	0	13	1	28	1	0	.331	
Jaye	1	2	12.08	5	2	0	0	0	0	12.2	18	18	17	2	3	10	0	4	2	0	.321	
Jiménez	0	2	12.32	24	0	0	6	0	0	19.0	31	28	26	4	2	9	0	17	0	0	.356	
Labourt	0	0	4.50	6	0	0	4	0	0	6.0	4	3	3	0	0	7	1	4	5	0	.200	
León	0	0	12.15	6	0	0	3	0	0	6.2	7	9	9	0	0	6	1	2	0	0	.292	
Lewicki	0	1	6.10	4	1	0	1	0	0	10.1	19	8	7	1	0	4	0	6	0	0	.396	
Mujica	0	0	9.95	5	0	0	1	0	0	6.1	11	7	7	4	0	0	0	7	0	0	.393	
Norris	5	8	5.31	22	18	0	1	0	0	101.2	120	64	60	12	3	44	3	86	1	0	.295	
Reininger	0	0	7.45	10	0	0	3	0	0	9.2	15	8	8	3	0	3	0	5	2	0	.349	
Rodríguez	2	5	7.82	28	0	0	20	0	7	25.1	31	23	22	9	1	11	1	23	2	0	.292	
Romine	0	0	0.00	2	0	0	1	0	0	1.0	1	0	0	0	1	1	0	0	0	0	.333	
Rondón	1	3	10.91	21	0	0	3	0	1	15.2	21	19	19	1	1	10	2	22	1	1	.328	
Ryan	0	0	7.94	8	0	0	0	0	0	5.2	9	5	5	0	0	7	1	1	0	0	.429	
Sanchez	3	7	6.41	28	17	0	6	0	0	105.1	139	81	75	26	4	29	1	104	5	1	.313	
Saupold	3	2	4.88	45	0	0	10	0	0	62.2	64	36	34	9	6	31	5	44	4	0	.267	
Stumpf	0	1	3.82	55	0	0	13	0	0	37.2	37	16	16	5	2	15	1	33	2	1	.266	
VerHagen	0	3	5.77	24	2	0	4	0	0	34.1	42	22	22	10	0	9	1	25	4	0	.311	
Verlander	10	8	3.82	28	28	0	0	0	0	172.0	153	76	73	23	3	67	4	176	5	0	.234	
Wilson, A.	2	5	4.50	66	0	0	11	0	2	60.0	67	34	30	7	3	15	5	42	4	0	.279	
Wilson, J.	3	4	2.68	42	0	0	26	0	13	40.1	22	12	12	5	0	16	0	55	3	0	.157	
Zimmermann	8	13	6.08	29	29	0	0	0	0	160.0	204	111	108	29	7	44	2	103	3	0	.313	

DETROIT	64	98	5.36	162	162	2	160	4	32	1420.1	1586	894	846	218	61	538	42	1202	53	4	.282
OPPONENTS	98	64	4.25	162	162	1	161	12	47	1437.0	1435	735	678	187	52	503	21	1313	66	4	.258



GENERAL

(Nine inning games unless otherwise noted)
 Longest winning streak - overall.....4 three times (last, 8/1-8/4)
 Longest winning streak - home.....3 four times (last, 7/29-8/9)
 Longest winning streak - road.....4 (8/1-8/4)
 Most consecutive losses - overall.....9 (9/18-9/27)
 Most consecutive losses - home.....7 (9/18-9/24)
 Most consecutive losses - road.....8 (8/5-8/25)
 Longest game, time (nine inn.).....4:19 (7/23 at MIN)
 Longest game, time (extra inn.).....5:19 (5/16 vs. BAL, 13 inn.)
 Longest game, innings.....13 (5/16 vs. BAL, 13 inn.)
 Shortest game, time.....2:23 (7/4 vs. SF)
 Best homestand, percentage......714 (5-2, 4/7-4/13)
 Worst homestand, percentage......143 (1-6, 9/1-9/6)
 Best road trip, percentage......571 (4-3, 7/17-7/23)
 Worst road trip, percentage......000 (0-3, 8/14-8/16)
 Most runners left on base, game.....15 twice (last, 5/16 vs. BAL, 13 inn.)
 Most errors, game.....3 five times (last, 8/26 at CWS)
 Most DP turned, game.....4 (6/13 vs. ARI)
 Most DP turned, opponent.....5 twice (last, 9/26 at KC)
 Largest margin of victory.....12 twice (last, 9/17 vs. CWS)
 Largest margin of defeat.....14 (7/26 vs. KC)
 Biggest comeback to win.....5 (8/12 vs. MIN)
 Biggest lead lost in a loss.....4 twice (last, 9/19 vs. OAK)
 Highest attendance, home.....45,013 (4/7 vs. BOS)
 Highest attendance, road.....44,311 (5/12 at LAA)

TEAM BATTING

Most runs, game.....19 (4/25 vs. SEA)
 Most runs, game - both clubs.....28 (4/25 vs. SEA)
 Most runs, inning.....9 (4/25 vs. SEA, 5th)
 Most hits, game.....24 (4/25 vs. SEA)
 Most hits, inning.....8 (4/25 vs. SEA, 5th)
 Most consecutive hits, inning.....5 (4/25 vs. SEA, 5th)
 Fewest hits, nine-inning game.....1 twice (last, 8/7 at PIT)
 Most extra-base hits, game.....12 (6/2 vs. CWS)
 Most singles, game.....14 (4/25 vs. SEA)
 Most doubles, game.....7 (6/2 vs. CWS)
 Most triples, game.....2 six times (last, 9/16 vs. CWS)
 Most home runs, game.....6 (9/5 vs. KC)
 Most home runs, inning.....3 (5/20 vs. TEX, 1st)
 Most home runs - both clubs.....7 three times (last, 9/5 vs. KC)
 Most consecutive games, home run.....13 (4/4-4/18)
 Most consecutive games, no home run.....4 (9/1-9/3)
 Most walks, game.....9 three times (last, 7/16 vs. TOR)
 Most strikeouts, game.....15 twice (last, 7/31 at NYY)
 Fewest strikeouts, game.....1 (6/3 vs. CWS)
 Most stolen bases, game.....3 three times (last, 9/18 vs. OAK)
 Most caught stealing, game.....2 (4/16 at CLE)

TEAM PITCHING

Fewest runs, game.....0* four times (last, 9/17 vs. CWS)
 Most runs, game.....17 (9/14 vs. CWS)
 Most runs, inning.....9 (7/26 vs. KC, 7th)
 Fewest hits, game.....1 (9/17 vs. CWS)
 Most hits, game.....25 (9/14 vs. CWS)
 Most hits, inning.....8 (7/26 vs. KC, 7th)
 Fewest walks, game.....0* eight times (last, 9/2 vs. CLE)
 Most walks, game.....10 twice (last, 9/21 vs. MIN)
 Most strikeouts, game.....15 (7/23 at MIN)
 Most home runs, game.....5 twice (last, 8/6 at BAL)
 Most hit by pitch, game.....3 (7/26 vs. KC)
 Most wild pitches, game.....3 (9/18 vs. OAK)
 Longest scoreless streak.....15.0 (4/10-4/11)

INDIVIDUAL BATTING

Most at-bats, game.....8 (Kinsler, 5/16 vs. BAL)
 Most runs, game.....4 three times (last, Kinsler, 8/9 vs. PIT)
 Most hits, game.....4 six times (last, Presley, 9/19 vs. OAK)
 Most consecutive hits.....5 twice (last, Presley, 9/1-9/2)
 Most doubles, game.....2 17 times (last, Romine, 9/1 vs. CLE, Gm 2)
 Most triples, game.....2 twice (last, Kinsler, 7/17 at KC)
 Most home runs, game.....2 10 times (last, Navarro, 9/23 vs. MIN)
 Most total bases, game.....12 (Castellanos, 7/18 at BOS)
 Most RBI, game.....6 (Upton, 7/30 vs. HOU)
 Most walks, game.....4 (J.D. Martinez, 5/16 vs. BAL)
 Most strikeouts, game.....4 four times (last, Jones, 9/24 vs. MIN)
 Most stolen bases, game.....2 twice (last, Kinsler, 8/18 vs. LAD)
 Most hit by pitch, game.....2 twice (last, Mahtook, 7/31 at NYY)
 Longest batting streak.....17 (Castellanos, 9/3-9/20)

INDIVIDUAL PITCHING

Longest winning streak.....4 (Fulmer, 6/29-7/15)
 Longest losing streak.....5 (Fulmer, 7/20-8/19)
 Most innings pitched, starter.....9.0 (Boyd, 9/17 vs. CWS)
 Most innings pitched, reliever.....4.2 (Bell, 6/18 vs. TB)
 Fewest innings pitched, starter.....0.0 (Sanchez, 9/5 vs. KC)
 Fewest hits, complete game.....1 (Boyd, 9/17 vs. CWS)
 Fewest runs, complete game.....0* (Boyd, 9/17 vs. CWS)
 Most runs, game.....9 (Verlander, 9/15 at CLE)
 Most walks, game.....6 (Verlander, 4/21 at MIN)
 Most strikeouts, game (starter).....11 three times (last, Sanchez, 9/15 vs. CWS)
 Most strikeouts, game (relief).....6 twice (last, Bell, 8/23 vs. NYY)
 Most home runs, game.....5 (Sanchez, 8/6 at BAL)
 Most hit by pitch, game.....2 (Jaye, 9/2 vs. CLE)
 Most wild pitches, game.....2 (Labourt, 9/3 vs. CLE)
 Most consecutive scoreless innings.....16.1 (Greene, 7/1-8/12)

- Sets club record
 * - Ties club record

2017 TIGERS STARTERS AND RELIEVERS

	W-L	ERA	IP	H	R	ER	BB-I	SO
Starters	47-70	5.20	891.2	998	544	515	299-15	737
Relievers	17-28	5.63	528.2	589	350	331	239-27	465

2017 TIGERS BULLPEN BREAKDOWN

	First Batter Retired/Faced	Pct.	RI/Scored	Pct.	Saves/Opps.	Pct.
Alcántara	3/6	.500	2/2	1.000	0/0	----
Bell	16/24	.667	15/5	.333	0/0	----
Ferrell	6/11	.545	7/4	.571	0/0	----
Greene	55/71	.775	47/9	.191	9/13	.692
Hardy	22/35	.629	26/8	.308	0/0	----
Jaye	1/3	.333	1/1	1.000	0/0	----
Jiménez	12/24	.500	17/7	.412	0/1	.000
Labourt	2/6	.333	2/1	.500	0/0	----
Lewicki	2/3	.667	1/0	.000	0/0	----
Mujica	4/5	.800	6/2	.333	0/0	----
Reininger	5/10	.500	11/6	.545	0/0	----
Rondón	15/21	.714	2/0	.000	1/2	.500
Ryan	2/8	.250	7/3	.429	0/1	.000
Saupold	29/45	.644	32/12	.375	0/0	----
Stumpf	35/55	.636	39/12	.308	0/2	.000
VerHagen	12/22	.545	12/4	.333	0/1	.000
Wilson	44/66	.667	32/13	.406	2/7	.286
TEAM TOTALS	335/510	.657	287/100	.348	32/55	.582



2017 TIGERS DAY-BY-DAY RESULTS

Date	GM	Opp	W/L	Score	Rec.	Pos	+/-	Winner	Loser	Atten.	Home Atten.
4/3		@CWS	Postponed, Rain			T-3rd	-0.5				
4/4	1	@CWS	W	6-3	1-0	T-2nd	-0.5	Verlander	Quintana	36,534	
4/5		@CWS	Postponed, Rain			3rd	-1.0				
4/6	2	@CWS	L	11-2	1-1	T-3rd	-1.5	Shields	Boyd	10,842	
4/7	3	BOS	W	6-5	2-1	3rd	-1.5	Rodríguez	Hembree	45,013*	45,013
4/8	4	BOS	W	4-1	3-1	2nd	-0.5	Zimmermann	Rodríguez	32,622	77,635
4/9	5	BOS	L	7-5	3-2	2nd	-1.5	Barnes	Rondón	33,662	111,297
4/10	6	BOS	W	2-1	4-2	2nd	-1.0	J. Wilson	Sale	24,772	135,969
4/11	7	MIN	W	2-1	5-2	T-1st	---	Boyd	Santiago	21,237	157,206
4/12	8	MIN	W	5-3	6-2	1st	+1.0	Fulmer	Gibson	23,738	180,944
4/13	9	MIN	L	11-5	6-3	T-1st	---	Hughes	Zimmermann	22,573	203,517
4/14	10	@CLE	W	7-6	7-3	1st	+1.0	Norris	Bauer	25,423	
4/15	11	@CLE	L	13-6	7-4	T-1st	---	Kluber	Verlander	26,691	
4/16	12	@CLE	W	4-1	8-4	1st	+1.0	Boyd	Garrasco	17,739	
4/17		OFF DAY				1st	+1.5				
4/18	13	@TB	L	5-1	8-5	1st	+1.0	Andriese	Fulmer	16,265	
4/19	14	@TB	L	8-7	8-6	1st	+1.0	Pruitt	Rodríguez	12,281	
4/20	15	@TB	L	8-1	8-7	T-1st	---	Ramírez	Norris	13,267	
4/21	16	@MIN	L	6-3	8-8	T-2nd	-1.0	Santiago	Verlander	22,647	
4/22	17	@MIN	W	5-4	9-8	2nd	-1.0	Hardy	Tonkin	25,719	
4/23	18	@MIN	W	13-4	10-8	T-1st	---	Fulmer	Gibson	26,713	
4/24		OFF DAY				T-1st	---				
4/25	19	SEA	W	19-9	11-8	1st	+1.0	Zimmermann	Hernandez	22,728	226,245
4/26	20	SEA	L	8-0	11-9	T-1st	---	Paxton	Norris	23,327	249,572
4/27	21	SEA	L	2-1	11-10	3rd	-1.0	Zych	Rodríguez	25,325	274,897
4/28	22	CWS	L	7-3	11-11	3rd	-1.5	Swarzak	A. Wilson	26,049	300,946
4/29	23	CWS	L	6-4 (10)	11-12	4th	-2.5	Robertson	J. Wilson	36,217	337,163
4/30	24	CWS	W	7-3	12-12	4th	-2.0	Zimmermann	González	26,045	363,208

APRIL TOTALS: 12-12, .249 AVG, 5.19 ERA

5/1	25	CLE	W	7-1	13-12	T-3rd	-1.0	Norris	Bauer	22,045	385,253
5/2	26	CLE	W	5-2	14-12	T-2nd	-0.5	Verlander	Kluber	21,799	407,052
5/3	27	CLE	L	3-2	14-13	4th	-1.0	Carrasco	Boyd	22,663	429,715
5/4		CLE	Postponed, Rain			4th	-1.0				
5/5	28	@OAK	W	7-2	15-13	T-2nd	-0.5	Fulmer	Triggs	17,519	
5/6	29	@OAK	L	6-5	15-14	T-3rd	-1.0	Montas	Rodríguez	16,651	
5/7	30	@OAK	L	8-6	15-15	T-3rd	-2.0	Castilla	Rodríguez	23,227	
5/8		OFF DAY				T-3rd	-1.5				
5/9	31	@ARI	W	7-3	16-15	3rd	-1.5	Verlander	Ray	20,445	
5/10	32	@ARI	L	7-1	16-16	3rd	-1.5	Godley	Boyd	18,897	
5/11	33	@LAA	W	7-1	17-16	3rd	-1.0	Fulmer	Ramirez	30,207	
5/12	34	@LAA	L	7-0	17-17	3rd	-2.0	Shoemaker	Zimmermann	44,311	
5/13	35	@LAA	W	4-3	18-17	T-2nd	-2.0	A. Wilson	Norris	40,251	
5/14	36	@LAA	L	4-1	18-18	3rd	-2.0	Meyer	Verlander	36,215	
5/15		OFF DAY				3rd	-2.0				
5/16	37	BAL	L	13-11 (13)	18-19	3rd	-2.0	Bleier	Rodríguez	25,109	454,824
5/17	38	BAL	W	5-4	19-19	3rd	-1.5	Fulmer	Jiménez	29,722	484,546
5/18	39	BAL	W	6-5	20-19	T-2nd	-1.0	Zimmermann	Bundy	32,455	517,001
5/19	40	TEX	L	5-3	20-20	3rd	-2.0	Martínez	Norris	33,122	550,123
5/20	41	TEX	W	9-3	21-20	3rd	-1.5	Verlander	Griffin	35,166	585,289
5/21	42	TEX	L	5-2	21-21	3rd	-2.0	Darvish	Boyd	24,080	609,369
5/22	43	@HOU	L	1-0	21-22	3rd	-3.0	Devenski	Fulmer	22,146	
5/23	44	@HOU	L	6-2	21-23	3rd	-4.0	McCullers Jr.	Zimmermann	23,179	
5/24	45	@HOU	W	6-3	22-23	3rd	-4.0	Greene	Devenski	26,481	
5/25	46	@HOU	L	7-6	22-24	3rd	-4.5	Gregerson	A. Wilson	25,046	
5/26		@CWS	Postponed, Rain			3rd	-4.5				
5/26	47	@CWS	L	8-2	22-25	3rd	-4.5	Pelfrey	Boyd	17,842	
5/27	48	@CWS	L	3-0	22-26	4th	-5.0	Danish	FULMER		
5/27	49	@CWS	W	4-3	23-26	3rd	-5.0	Farmer	Holland	26,327	
5/28	50	@CWS	L	7-3	23-27	4th	-5.0	Gonzalez	Zimmermann	27,578	
5/29	51	@KC	W	10-7	24-27	4th	-4.0	Rodríguez	Soria	28,419	
5/30	52	@KC	L	1-0	24-28	4th	-4.0	Skoglund	Verlander	21,864	
5/31	53	@KC	W	6-5	25-28	3rd	-3.0	Saupold	Kennedy	24,347	

MAY TOTALS: 13-16, .233 AVG, 4.29 ERA

6/1		OFF DAY				3rd	-3.5				
6/2	54	CWS	W	15-5	26-28	3rd	-3.5	Fulmer	Holland	28,619	637,988
6/3	55	CWS	W	10-1	27-28	3rd	-2.5	Zimmermann	González	33,188	671,176
6/4	56	CWS	W	7-4	28-28	3rd	-2.5	J. Wilson	Robertson	30,208	701,384
6/5		OFF DAY				3rd	-2.5				
6/6	57	LAA	L	5-3	28-29	3rd	-2.5	Chavez	Norris	24,175	725,559
6/7	58	LAA	W	4-0	29-29	3rd	-1.5	Farmer	Meyer	24,958	750,517
6/8	59	LAA	L	11-4	29-30	3rd	-2.5	Ramirez	Fulmer	34,810	785,327
6/9	60	@BOS	L	5-3	29-31	3rd	-3.5	Barnes	A. Wilson	36,853	
6/10	61	@BOS	L	11-3	29-32	3rd	-4.5	Sale	Saupold	37,162	
6/11	62	@BOS	W	8-3	30-32	3rd	-3.5	Norris	Pomeranz	35,457	
6/12		OFF DAY				3rd	-3.0				
6/13	63	ARI	L	7-6	30-33	3rd	-4.0	Bradley	J. Wilson	25,119	810,446
6/14	64	ARI	L	2-1	30-34	T-3rd	-4.0	Walker	Zimmermann	26,134	836,580

2017 TIGERS DAY-BY-DAY RESULTS



Date	GM	Opp	W/L	Score	Rec	Pos	+/-	Winner	Loser	Atten.	Home Atten.
6/15	65	TB	W	5-3	31-34	T-3rd	-4.0	J. Wilson	Hunter	24,056	860,636
6/16	66	TB	W	13-4	32-34	T-3rd	-3.0	Norris	Ramirez	29,674	890,310
6/17	67	TB	L	3-2	32-35	T-3rd	-3.5	Archer	Fulmer	33,478	923,788
6/18	68	TB	L	9-1	32-36	4th	-4.5	Faria	Farmer	36,442	960,230
6/19	69	@SEA	L	6-2	32-37	4th	-5.5	Pazos	A. Wilson	21,517	
6/20	70	@SEA	L	5-4 (10)	32-38	4th	-5.5	Cishek	J. Wilson	15,063	
6/21	71	@SEA	L	7-5	32-39	4th	-6.5	Zych	Greene	18,526	
6/22	72	@SEA	L	9-6	32-40	5th	-7.5	Moore	Norris	18,736	
6/23	73	@SD	L	1-0	32-41	5th	-7.5	Perdomo	Fulmer	25,477	
6/24	74	@SD	L	7-3	32-42	5th	-7.5	Yates	Greene	31,749	
6/25	75	@SD	W	7-5	33-42	4th	-7.0	Rondón	Maurer	29,595	
6/26		OFF DAY				4th	-7.0				
6/27	76	KC	W	5-3	34-42	4th	-6.0	Verlander	Strahm	29,488	989,718
6/28	77	KC	L	8-2	34-43	4th	-7.0	Kennedy	Norris	29,614	1,019,332
6/29	78	KC	W	7-3	35-43	4th	-7.0	Fulmer	Junis	33,681	1,053,013
6/30		CLE		Postponed, Rain		4th	-7.0				
JUNE TOTALS: 10-15, .281 AVG, 5.12 ERA											
7/1	79	CLE	W	7-4	36-43	4th	-6.0	Greene	Shaw	28,719	1,081,732
7/1	80	CLE	L	4-1	36-44	4th	-7.0	Carrasco	Zimmermann	27,016	1,108,748
7/2	81	CLE	L	11-8	36-45	T-4th	-8.0	Clevinger	Verlander	30,429	1,139,177
7/3		OFF DAY				5th	-8.0				
7/4	82	SF	W	5-3	37-45	4th	-7.0	Fulmer	Cain	32,514	1,171,691
7/5	83	SF	L	5-4	37-46	4th	-7.0	Blach	Norris	26,613	1,198,304
7/6	84	SF	W	6-2	38-46	4th	-7.0	Sanchez	Stratton	27,210	1,225,514
7/7	85	@CLE	L	11-2	38-47	4th	-8.0	Carrasco	Zimmermann	32,307	
7/8	86	@CLE	L	4-0	38-48	4th	-9.0	Clevinger	Verlander	34,726	
7/9	87	@CLE	W	5-3	39-48	4th	-8.0	Fulmer	Goody	24,915	
7/10		ALL-STAR BREAK									
7/11		ALL-STAR GAME IN MIAMI									
7/12		ALL-STAR BREAK									
7/13		ALL-STAR BREAK									
7/14	88	TOR	L	7-2	39-49	4th	-8.0	Sanchez	Verlander	37,879	1,263,393
7/15	89	TOR	W	11-1	40-49	4th	-7.0	Fulmer	Liriano	40,036	1,303,429
7/16	90	TOR	W	6-5 (11)	41-49	4th	-6.0	Saupold	Beliveau	37,173	1,340,602
7/17	91	@KC	W	10-2	42-49	4th	-6.0	Zimmermann	Vargas	26,359	
7/18	92	@KC	W	9-3	43-49	4th	-5.0	Boyd	Wood	22,908	
7/19	93	@KC	L	4-3	43-50	4th	-5.0	McCarthy	J. Wilson	30,105	
7/20	94	@KC	L	16-4	43-51	4th	-5.5	Duffy	Fulmer	29,018	
7/21	95	@MIN	W	6-3	44-51	4th	-5.5	Sanchez	Santana	22,369	
7/22	96	@MIN	L	6-5	44-52	4th	-6.5	Gibson	Zimmermann	33,700	
7/23	97	@MIN	W	9-6	45-52	4th	-6.5	Boyd	Hildenberger	28,373	
7/24	98	KC	L	5-3 (12)	45-53	4th	-7.5	Junis	VerHagen	26,415	1,367,017
7/25	99	KC	L	3-1	45-54	4th	-8.5	Duffy	Fulmer	27,259	1,394,276
7/26	100	KC	L	16-2	45-55	4th	-9.5	Kennedy	Sanchez	29,073	1,423,349
7/27		OFF DAY				4th	-10.0				
7/28	101	HOU	L	6-5	45-56	4th	-11.0	Peacock	Rondón	30,358	1,453,707
7/29	102	HOU	W	5-3	46-56	4th	-10.0	Boyd	Martes	33,766	1,487,473
7/30	103	HOU	W	13-1	47-56	4th	-10.0	Verlander	McCullers Jr.	31,970	1,519,443
7/31	104	@NYY	L	7-3	47-57	4th	-10.0	Severino	Fulmer	39,904	
JULY TOTALS: 12-14, .280 AVG, 5.20 ERA											
8/1	105	@NYY	W	4-3	48-57	4th	-9.0	Sanchez	Sabathia	43,238	
8/2	106	@NYY	W	2-0	49-57	4th	-8.5	Zimmermann	Tanaka	43,379	
8/3	107	@BAL	W	7-5	50-57	4th	-8.5	Saupold	Tillman	17,157	
8/4	108	@BAL	W	5-2	51-57	4th	-8.5	Verlander	Givens	22,882	
8/5	109	@BAL	L	5-2	51-58	4th	-8.5	Brach	Jiménez	33,911	
8/6	110	@BAL	L	12-3	51-59	4th	-8.5	Jiménez	Sanchez	30,144	
8/7	111	@PIT	L	3-0	51-60	4th	-9.0	Williams	Zimmermann	21,651	
8/8	112	@PIT	L	6-3	51-61	4th	-10.0	Kuhl	Boyd	25,112	
8/9	113	PIT	W	10-0	52-61	4th	-9.0	Verlander	Nova	28,902	1,548,345
8/10	114	PIT	L	7-5	52-62	4th	-9.0	Cole	VerHagen	33,490	1,581,835
8/11	115	MIN	L	9-4	52-63	4th	-10.0	Pressly	Sanchez	29,733	1,611,568
8/12	116	MIN	W	12-11	53-63	4th	-10.0	Greene	Belisle	33,006	1,644,574
8/13	117	MIN	L	6-4	53-64	4th	-11.0	Duffy	Rondón	30,582	1,675,156
8/14	118	@TEX	L	6-2	53-65	4th	-12.0	Perez	Fulmer	21,041	
8/15	119	@TEX	L	10-4	53-66	4th	-13.0	Griffin	Verlander	20,636	
8/16	120	@TEX	L	12-6	53-67	4th	-13.5	Hamels	Bell	22,713	
8/17		OFF DAY				4th	-13.5				
8/18	121	LAD	L	8-5	53-68	4th	-14.5	Hill	Zimmermann	32,841	1,707,997
8/19	122	LAD	L	3-0	53-69	4th	-15.5	Stripling	Fulmer	37,182	1,745,179
8/20	123	LAD	W	6-1	54-69	4th	-14.5	Verlander	Maeda	30,901	1,776,080
8/21		OFF DAY				4th	-15.0				
8/22	124	NYY	L	13-4	54-70	4th	-15.0	Tanaka	Boyd	27,818	1,803,898
8/23	125	NYY	L	10-2	54-71	4th	-15.0	Severino	Zimmermann	29,695	1,833,593
8/24	126	NYY	W	10-6	55-71	4th	-15.0	A. Wilson	Betances	32,622	1,866,215
8/25	127	@CWS	L	3-2	55-72	4th	-16.0	Minaya	Jiménez	23,171	
8/26	128	@CWS	W	6-3	56-72	4th	-16.0	Farmer	Rodón	29,489	
8/27	129	@CWS	L	7-1	56-73	4th	-17.0	Giolito	Boyd	22,532	

2017 REVIEW



2017 TIGERS DAY-BY-DAY-RESULTS

Date	GM	Opp	W/L	Score	Rec.	Pos	+/-	Winner	Loser	Atten.	Home Atten.
8/28	130	@COL	W	4-3	57-73	4th	-17.0	Zimmermann	Senzatela	30,754	
8/29	131	@COL	L	7-3	57-74	4th	-17.5	Neshek	Fulmer	30,721	
8/30	132	@COL	W	6-2	58-74	4th	-18.0	Verlander	Bettis	29,281	
8/31		OFF DAY				4th	-18.0				
AUGUST TOTALS: 11-17, .254 AVG, 5.69 ERA											
9/1	133	CLE	L	3-2	58-75	4th	-19.0	Allen	Greene	26,093	1,892,308
9/1	134	CLE	L	10-0	58-76	4th	-20.0	Clevinger	Farmer	24,342	1,916,650
9/2	135	CLE	L	5-2	58-77	4th	-21.0	Kluber	Zimmermann	25,272	1,941,922
9/3	136	CLE	L	11-1	58-78	4th	-22.0	Tomlin	Bell	25,244	1,967,166
9/4	137	KC	L	7-6	58-79	4th	-23.0	Junis	Lewicki	24,804	1,991,970
9/5	138	KC	W	13-2	59-79	4th	-23.0	Jaye	Vargas	22,547	2,014,517
9/6	139	KC	L	13-2	59-80	4th	-24.0	Hammel	Boyd	23,755	2,038,272
9/7		OFF DAY				4th	-24.5				
9/8	140	@TOR	W	5-4	60-80	4th	-24.5	Farmer	Stroman	31,961	
9/9	141	@TOR	L	5-4	60-81	4th	-25.5	Anderson	Saupold	44,518	
9/10	142	@TOR	L	8-2	60-82	4th	-26.5	Happ	Sanchez	39,797	
9/11	143	@CLE	L	11-0	60-83	4th	-27.5	Carrasco	Jaye	18,521	
9/12	144	@CLE	L	2-0	60-84	4th	-28.5	KLUBER	Boyd	24,654	
9/13	145	@CLE	L	5-3	60-85	4th	-29.5	Clevinger	Farmer	29,346	
9/14	146	CWS	L	17-7	60-86	4th	-30.5	Shields	Bell	26,743	2,065,015
9/15	147	CWS	W	10-2	61-86	4th	-29.5	Greene	Albuquerque	25,298	2,090,313
9/16	148	CWS	L	3-4	61-87	4th	-30.5	Lopez	Jaye	29,846	2,120,159
9/17	149	CWS	W	12-0	62-87	4th	-30.5	BOYD	Covey	25,663	2,145,822
9/18	150	OAK	L	8-3	62-88	4th	-31.0	Hendriks	Farmer	23,895	2,169,717
9/19	151	OAK	L	9-8	62-89	4th	-32.0	Casilla	A. Wilson	23,460	2,193,177
9/20	152	OAK	L	3-2	62-90	4th	-33.0	Mengden	Sanchez	26,913	2,220,090
9/21	153	MIN	L	12-1	62-91	4th	-34.0	Gee	Zimmermann	25,437	2,245,527
9/22	154	MIN	L	7-3	62-92	5th	-34.0	Gibson	Norris	25,390	2,270,917
9/23	155	MIN	L	10-4	62-93	5th	-35.0	Santana	Stumpff	26,800	2,297,717
9/24	156	MIN	L	10-4	62-94	5th	-36.0	Berrios	Farmer	23,882	2,321,599
9/25		OFF DAY				5th	-36.0				
9/26	157	@KC	L	2-1	62-95	5th	-36.0	Vargas	Sanchez	20,613	
9/27	158	@KC	W	7-4	62-96	5th	-37.0	Alexander	VerHagen	21,319	
9/28	159	@KC	W	4-1	63-96	5th	-37.0	Norris	Duffy	21,650	
9/29	160	@MIN	L	6-3	63-97	5th	-38.0	Berrios	Boyd	34,580	
9/30	161	@MIN	W	3-2	64-97	5th	-37.0	Farmer	Slegers	35,515	
SEPTEMBER TOTALS: 6-23, .257 AVG, 6.62 ERA											
10/1	162	@MIN	L	5-1	64-98	5th	-38.0	Colón	Sanchez	28,148	
OCTOBER TOTALS: 0-1, .194 AVG, 5.63 ERA											

*Denotes a sellout at Comerica Park

WON-LOST RECORD BY DAY

	WON	LOST	PCT
Monday	5	9	.357
Tuesday	10	15	.400
Wednesday	8	16	.333
Thursday	8	11	.421
Friday	9	17	.346
Saturday	12	16	.429
Sunday	12	14	.462

WON-LOST RECORD BY MONTH

	WON	LOST	PCT
April	12	12	.500
May	13	16	.448
June	10	15	.400
July	12	14	.462
August	11	17	.393
September	6	23	.207
October	0	1	.000

DETROIT TIGERS GENERAL MANAGER (SINCE 1946)

General Manager	Years
George Trautman	1946-48
Billy Evans	1949-51
Charlie Gehringer (Vice President)	1951-53
Muddy Ruel	1954-56
Walter Briggs, Jr.	1957
John McHale, Sr.	1958
Rick Ferrell (Vice President, Director of Major League Personnel)	1959-62
James A. Campbell	1962-83
William Lajoie	1984-90
Joe McDonald (Senior Vice President, Player Procurement and Development)	1991-92
Jerry Walker	1993-94
Joe Klein	1995
Randy Smith	1996-2002
David Dombrowski	2002-2015
Al Avila (Executive Vice President, Baseball Operations)	2015-present

2017 TIGERS FIELDING STATISTICS



PITCHERS

PLAYER	PCT.	G	GS	PO	A	E	TC	DP	TP
Alcántara	1.000	6	0	0	1	0	1	0	0
Bell	1.000	28	4	1	9	0	10	1	0
Boyd	.900	26	25	3	15	2	20	0	0
Cuevas	.000	1	0	0	0	0	0	0	0
Farmer	1.000	11	11	0	3	0	3	0	0
Ferrell	1.000	11	0	1	1	0	2	0	0
Fulmer	.950	25	25	9	10	1	20	0	0
Greene	.714	71	0	1	4	2	7	1	0
Hardy	1.000	35	0	1	3	0	4	0	0
Jaye	1.000	5	2	4	2	0	6	0	0
Jiménez	1.000	24	0	1	1	0	2	0	0
Labourt	1.000	6	0	0	2	0	2	1	0
León	1.000	6	0	1	0	0	1	0	0
Lewicki	.000	4	1	0	0	0	0	0	0
Mujica	.000	5	0	0	0	0	0	0	0
Norris	1.000	22	18	3	14	0	17	0	0
Reininger	1.000	10	0	1	1	0	2	1	0
Rodríguez	1.000	28	0	2	1	0	3	0	0
Romine	.000	2	0	0	0	0	0	0	0
Rondón	1.000	21	0	2	0	0	2	0	0
Ryan	.000	8	0	0	0	0	0	0	0
Sanchez	.769	28	17	4	6	3	13	0	0
Saupold	1.000	45	0	7	13	0	20	2	0
Stumpf	.857	55	0	4	2	1	7	1	0
VerHagen	1.000	24	2	0	4	0	4	0	0
Verlander	.955	28	28	8	13	1	22	0	0
Wilson, A.	.833	66	0	5	5	2	12	0	0
Wilson, J.	1.000	42	0	1	4	0	5	0	0
Zimmermann	.929	29	29	7	6	1	14	0	0

CATCHERS

PLAYER	PCT.	G	GS	PO	A	E	TC	DP	TP	PB
Avila	.997	50	46	323	18	1	342	4	0	1
Hicks	.977	18	12	119	9	3	131	1	0	1
Holaday	1.000	11	7	44	1	0	45	0	0	1
McCann	.997	103	97	745	34	2	781	7	0	10
Romine	.000	1	0	0	0	0	0	0	0	1

FIRST BASEMEN

PLAYER	PCT.	G	GS	PO	A	E	TC	DP	TP
Avila	1.000	16	10	71	2	0	73	10	0
Cabrera	.999	115	115	761	63	1	825	90	0
Hicks	.989	26	19	164	12	2	178	20	0
Navarro	1.000	20	14	114	8	0	122	12	1
Romine	1.000	22	4	56	4	0	60	3	0

SECOND BASEMEN

PLAYER	PCT.	G	GS	PO	A	E	TC	DP	TP
Holaday	.000	1	0	0	0	0	0	0	0
Kinsler	.983	135	134	263	327	10	600	95	1
Machado	.974	27	11	23	51	2	76	12	0
Romine	.988	27	17	29	50	1	80	11	0

THIRD BASEMEN

PLAYER	PCT.	G	GS	PO	A	E	TC	DP	TP
Candelario	.931	27	25	15	39	4	58	2	1
Castellanos	.936	129	128	77	202	19	298	21	0
Machado	1.000	5	4	5	6	0	11	1	0
Romine	.955	23	5	5	16	1	22	3	0

SHORTSTOPS

PLAYER	PCT.	G	GS	PO	A	E	TC	DP	TP
Iglesias	.987	130	128	199	332	7	538	83	0
Machado	.981	32	25	51	55	2	108	11	0
Romine	1.000	10	9	11	21	0	32	7	0

OUTFIELDERS

PLAYER	PCT.	G	GS	PO	A	E	TC	DP	TP
Adduci	1.000	26	22	50	2	0	52	0	0
Castellanos	.963	21	20	26	0	1	27	0	0
Collins	.980	44	39	95	3	2	100	0	0
den Dekker	1.000	3	1	6	0	0	6	0	0
Jones	.992	51	42	132	0	1	133	0	0
Mahtook	.991	105	86	224	3	2	229	1	0
Martínez, J.	.980	53	52	98	2	2	102	2	0
Presley	.991	65	56	107	1	1	109	0	0
Romine	.991	51	44	109	1	1	111	0	0
Upton	.976	124	124	273	7	7	287	0	0

INTERLEAGUE ACTION

Since 1997, the Tigers have compiled a 206-177 record (.538) during Interleague action. Since Comerica Park opened in 2000, Detroit is 106-61 (.635) during Interleague action at the park. The following is a year-by-year Interleague breakdown:

Year	Home	Road	Record
1997	6-3	2-4	8-7
1998	2-6	5-3	7-9
1999	4-5	4-5	8-10
2000	6-3	4-5	10-8
2001	5-4	5-4	10-8
2002	3-6	3-6	6-12
2003	1-8	3-6	4-14
2004	7-2	2-7	9-9
2005	6-3	3-6	9-9
2006	8-1	7-2	15-3
2007	6-3	8-1	14-4
2008	8-1	5-4	13-5
2009	7-2	3-6	10-8
2010	8-1	3-6	11-7
2011	4-5	3-6	7-11
2012	6-3	5-4	11-7
2013	9-1	3-7	12-8
2014	8-2	4-6	12-8
2015	3-7	6-4	9-11
2016	7-3	6-4	13-7
2017	4-6	4-6	8-12



2017 TIGERS CLUB STATISTICS

WON-LOST BREAKDOWN

	Home W-L	Road W-L	Total W-L
vs. Baltimore	2-1	2-2	4-3
vs. Boston	3-1	1-2	4-3
vs. New York (AL)	1-2	2-1	3-3
vs. Tampa Bay	2-2	0-3	2-5
vs. Toronto	2-1	1-2	3-3
Totals vs. East	10-7	6-10	16-17

	Home W-L	Road W-L	Total W-L
vs. Chicago (AL)	6-4	3-6	9-10
vs. Cleveland	3-7	3-6	6-13
vs. Kansas City	3-6	5-5	8-11
vs. Minnesota	3-7	5-4	8-11
Totals vs. Central	15-24	16-21	31-45

	Home W-L	Road W-L	Total W-L
vs. Houston	2-1	1-3	3-4
vs. Los Angeles (AL)	1-2	2-2	3-4
vs. Oakland	0-3	1-2	1-5
vs. Seattle	1-2	0-4	1-6
vs. Texas	1-2	0-3	1-5
Totals vs. West	5-10	4-14	9-24
Totals vs. AL	30-41	26-45	56-86

	Home W-L	Road W-L	Total W-L
vs. Arizona	0-2	1-1	1-3
vs. Colorado	0-0	2-1	2-1
vs. Los Angeles (NL)	1-2	0-0	1-2
vs. Pittsburgh	1-1	0-2	1-3
vs. San Diego	0-0	1-2	1-2
vs. San Francisco	2-1	0-0	2-1
Totals vs. NL	4-6	4-6	8-12
Totals vs. All Clubs	34-47	30-51	64-98

MISCELLANEOUS BREAKDOWN

	Home W-L	Road W-L	Total W-L
Shutouts	3-3	1-9	4-12
SHO - Individual	1-0	0-1	1-1
Extra Innings	1-3	0-1	1-4
One-Run Decisions	8-11	9-12	17-23
Two-Run Decisions	5-9	4-5	9-14
vs. LH Starters	9-9	12-13	21-22
vs. RH Starters	25-38	18-38	43-76
Grass Fields	34-47	29-46	63-93
Artificial Fields	0-0	1-5	1-5
Day Games	18-17	9-13	27-30
Night Games	16-30	21-38	37-68

	Won	Lost
Starters	47	70
Relievers	17	28
Streaks	4	9

	Won	Lost	Split
Doubleheaders	0	0	0
Home	0	0	0
Road	0	0	1

	Detroit	Opponents
Double Plays	146	145
Triple Plays	1	1
Left on Base	1104	1143
Grand Slams	7	5
Home Runs - Home	109	108
Home Runs - Road	78	110

ATTENDANCE

	Total	Average
Home	2,321,599 (81 Dates)	28,662
Road	2,138,026 (80 Dates)	26,725

RUNS BY INNING

	1	2	3	4	5	6	7	8	9	10+	Total
Tigers	77	87	94	69	117	83	64	74	66	4	735
Opponents	89	76	135	117	68	109	108	129	53	10	894

OFFENSE BY BATTING ORDER

	1	2	3	4	5	6	7	8	9
Home Runs	23	24	34	19	25	21	22	11	8
RBI	62	74	118	78	86	79	82	55	65

OFFENSE BY POSITION

	C	1B	2B	3B	SS	LF	CF	RF	DH	P	PH
Home Runs	23	24	21	21	8	33	19	22	16	0	0
RBI	76	85	61	89	63	107	67	79	64	1	6

RECORD WHEN TIGERS...

Lead After Six: 54-11
 Lead After Seven: 56-10
 Lead After Eight: 57-4
 Score First: 39-35
 Score Four Runs-or-Less: 13-78

Tied After Six: 6-12
 Tied After Seven: 4-6
 Tied After Eight: 6-6
 Opponents Score First: 25-63
 Score Five Runs-or-More: 51-20

Trail After Six: 4-75
 Trail After Seven: 4-82
 Trail After Eight: 1-88

2017 TIGERS CLUB STATISTICS



	HOME RUNS				LAST HR	MULTI-HIT GAMES				MULTI-RBI GAMES				
	1R	2R	3R	GS		2H	3H	4H	5H	TOTAL	2BI	3BI	4BI	5BI
Adduci	1				8/4/17 at BAL	3	2			5	1	1		2
Cabrera	9	5	2		9/14/17 vs. CWS	24	7			31	10	3	1	14
Candelario	1	1	1		9/17/17 vs. CWS	7	2			9	1	1	1	3
Castellanos	13	9	3	1	9/29/17 at MIN	41	7	1		49	13	6	4	25
Collins	3		2		9/15/17 vs. CWS	4	3			7	2	1		3
den Dekker					4/24/16 vs. MIN									
Hicks	2	2	2		9/5/17 vs. KC (2)	5	4			9	1	1	1	4
Holaday					5/31/16 at CLE	2				2				
Iglesias	3	3			9/5/17 vs. KC	19	13			32	9	4	1	14
Jones	1	1	1		9/5/17 vs. KC (2)	4				4	1	2		3
Kinsler	20	2			9/24/17 vs. MIN	22	7	1		30	9		1	10
Machado		1			7/6/17 vs. SF	7	1			8	2	1		3
Mahtook	4	8			9/17/17 vs. CWS	20	4			24	10	1		11
V. Martinez	7	3			8/18/17 vs. LAD	20	6			26	10	3		13
McCann	5	5	2	1	8/30/17 at COL	13	6			19	4	3	2	10
Navarro	2				9/23/17 vs. MIN (2)	3				3	1			2
Presley	3				10/1/17 at MIN	9	6	2		17	2			1
Romine	1	2		1	7/14/17 vs. TOR	16	2			18	5		1	6

STARTING LINEUP BY POSITION

	CA	1B	2B	3B	SS	LF	CF	RF	DH
Adduci								22	
Avila	46	10							1
Cabrera		115							14
Candelario				25					
Castellanos				128				20	7
Collins					1	23	15		
den Dekker					1				
Hicks	12	19							10
Holaday	7								
Iglesias					128				
Jones						42			
Kinsler		134							3
Machado		11	4	25					1
Mahtook					11	60	15	1	
J.D. Martinez							52	4	
V. Martinez								104	
McCann	97								2
Navarro		14							1
Presley						10	17	29	4
Romine		4	17	5	9	15	20	9	
Upton						124			

STARTING LINEUP BY BATTING ORDER

	1st	2nd	3rd	4th	5th	6th	7th	8th	9th
Adduci	8					2	8	4	
Avila	35		2	1	9	9	1		
Cabrera	1	78	50						
Candelario		7		4	10	4			
Castellanos	47	23	25	28	15	17			
Collins	10			1	14	12	2		
den Dekker	1								
Hicks			4	7	9	16	5		
Holaday					3	4			
Iglesias	3	2				1	8	114	
Jones						3	37	2	
Kinsler	137				2	3	5	23	
Machado	4	4							
Mahtook	2	17			18	15	23	12	
J.D. Martinez			6	14	32	4			
V. Martinez			1	57	46				
McCann			2	8	17	44	28		
Navarro			4	5	3	2	1		
Presley	4	27			1	7	20	1	
Romine	12	3				13	39	12	
Upton			54		52	18			
Pitchers									10

TIGERS GAMES OF 18 INNINGS-OR-MORE

The Tigers lost to the Blue Jays, 6-5, in 19 innings on August 10, 2014, making it the longest game (by innings) of the 2014 season. Since 1914, the Tigers have played 11 games of 18 innings-or-more. The following is the list of Tigers games that have gone at least 18 innings.

Innings	Date	Opponent	Result
24	July 21, 1945	at Philadelphia	T, 1-1
22	June 24, 1962	New York	L, 9-7
21	May 14, 1929	at Chicago	W, 6-5
19	June 17, 1967	Kansas City	L, 6-5
19	August 23, 1968	at New York	T, 3-3
19	April 27, 1984	Cleveland	L, 8-4
19	August 10, 2014	at Toronto	L, 6-5
18	August 4, 1918	Washington	W, 7-6
18	June 9, 1982	Cleveland	W, 4-3
18	September 11, 1988	at New York	L, 5-4
18	June 5, 2001	at Boston	L, 4-3

Source: Baseball Reference

2017 REVIEW



2017 TIGERS TRANSACTIONS

JANUARY

- 6 Outrighted the contract of **RHP Angel Nesbitt** to Triple A Toledo
- 18 Acquired **OF Mikie Mahtook** from Tampa Bay in exchange for a player to be named later (**RHP Drew Smith**) or cash considerations; designated the contract of **OF Anthony Gose** for assignment
- 25 Outrighted the contract of **OF Anthony Gose** to Triple A Toledo

FEBRUARY

No Transactions in February

MARCH

- 11 Optioned **RHP Victor Alcántara** to Triple A Toledo; optioned **LHP Jairo Labourt** to Double A Erie
- 15 Optioned **RHP Myles Jaye** to Triple A Toledo
- 18 Optioned **LHP Chad Bell** to Triple A Toledo; optioned **RHP Buck Farmer** to Triple A Toledo; optioned **RHP Drew VerHagen** to Triple A Toledo
- 20 Optioned **RHP Sandy Baez** to Single A Lakeland; optioned **RHP Warwick Saupold** to Triple A Toledo
- 26 Optioned **C John Hicks** to Triple A Toledo
- 28 Unconditionally released **RHP Mark Lowe**
- 29 Optioned **LHP Blaine Hardy** to Triple A Toledo
- 30 Placed **OF J.D. Martinez** on 10-day DL (right midfoot sprain)
- 31 Outrighted the contract of **OF Steven Moya** to Triple A Toledo

APRIL

- 1 Outrighted the contract of **LHP Daniel Stumpf** to Triple A Toledo and he elected free agency; signed **LHP Daniel Stumpf** as a free agent and optioned him to Triple A Toledo
- 3 Unconditionally released **RHP Mike Pelfrey**; transferred the option of **RHP Myles Jaye** from Triple A Toledo to Double A Erie; transferred the option of **LHP Jairo Labourt** from Double A Erie to Single A Lakeland; transferred the option of **RHP Victor Alcántara** from Triple A Toledo to Double A Erie
- 5 Placed **LHP Kyle Ryan** on paternity list; recalled **LHP Blaine Hardy** from Triple A Toledo
- 7 Optioned **LHP Blaine Hardy** to Triple A Toledo
- 8 Reinstated **LHP Kyle Ryan** from paternity list
- 10 Optioned **RHP Bruce Rondón** to Triple A Toledo; selected the contract of **RHP Joe Jiménez** from Triple A Toledo
- 13 Optioned **RHP Joe Jiménez** to Triple A Toledo
- 14 Selected the contract of **RHP William Cuevas** from Triple A Toledo; optioned Cuevas to Toledo
- 15 Recalled **RHP Warwick Saupold** from Triple A Toledo
- 20 Optioned **RHP Warwick Saupold** to Triple A Toledo
- 21 Recalled **LHP Blaine Hardy** from Triple A Toledo; placed **INF José Iglesias** on 7-day concussion DL; recalled **RHP Joe Jiménez** from Triple A Toledo
- 22 Placed **INF Miguel Cabrera** on 10-day DL (right groin strain); recalled **C John Hicks** from Triple A Toledo
- 23 Placed **OF JaCoby Jones** on 10-day DL (left lip laceration); selected the contract of **OF Jim Adduci** from Triple A Toledo
- 27 Reinstated **INF José Iglesias** from 7-day concussion DL; optioned **LHP Kyle Ryan** to Triple A Toledo
- 30 Optioned **RHP Joe Jiménez** to Triple A Toledo

MAY

- 1 Recalled **LHP Chad Bell** from Triple A Toledo
- 2 Optioned **C John Hicks** to Triple A Toledo; reinstated **INF Miguel Cabrera** from 10-day DL
- 3 Transferred the option of **LHP Jairo Labourt** from Single A Lakeland to Double A Erie
- 7 Reinstated **OF JaCoby Jones** from 10-day DL; optioned Jones to Triple A Toledo
- 12 Placed **OF Jim Adduci** on 10-day DL (right oblique strain), retroactive to May 11; reinstated **OF J.D. Martinez** from 10-day DL
- 17 Transferred the option of **RHP Victor Alcántara** from Double A Erie to Triple A Toledo
- 19 Placed **DH Victor Martinez** on the paternity list; recalled **RHP Buck Farmer** from Triple A Toledo; optioned Farmer to Triple A Toledo
- 20 Recalled **C John Hicks** from Triple A Toledo
- 21 Optioned **C John Hicks** to Triple A Toledo
- 22 Reinstated **DH Victor Martinez** from the paternity list; optioned **RHP Anibal Sanchez** to Triple A Toledo; recalled **RHP Warwick Saupold** from Triple A Toledo
- 26 Placed **C James McCann** on 10-day DL (left hand laceration); optioned **LHP Chad Bell** to Triple A Toledo; recalled **C John Hicks** from Triple A Toledo; appointed **RHP Buck Farmer** as the 26th man from Triple A Toledo
- 27 Recalled **OF JaCoby Jones** from Triple A Toledo; placed **INF Ian Kinsler** on 10-day DL (left hamstring strain); selected the contract of **RHP Arcenio León** from Triple A Toledo; designated the contract of **RHP William Cuevas** for assignment; returned **RHP Buck Farmer** to Triple A Toledo
- 28 Selected the contract of **OF Alex Presley** from Triple A Toledo; designated the contract of **OF Tyler Collins** for assignment
- 31 Outrighted the contract of **RHP William Cuevas** to Triple A Toledo

JUNE

- 1 **RHP William Cuevas** elected free agency
- 2 Optioned **LHP Matthew Boyd** to Triple A Toledo
- 3 Recalled **RHP Daniel Stumpf** from Triple A Toledo
- 4 Outrighted the contract of **OF Tyler Collins** to Triple A Toledo
- 6 Reinstated **INF Ian Kinsler** from 10-day DL; optioned **OF JaCoby Jones** to Triple A Toledo; optioned **LHP Blaine Hardy** to Triple A Toledo
- 7 Recalled **RHP Buck Farmer** from Triple A Toledo
- 9 Reinstated **C James McCann** from 10-day DL; optioned **C John Hicks** to Triple A Toledo
- 10 Optioned **RHP Arcenio León** to Triple A Toledo
- 11 Recalled **LHP Chad Bell** from Triple A Toledo
- 15 Transferred the option of **RHP Joe Jiménez** from Triple A Toledo to Single A Lakeland
- 16 Placed **DH Victor Martinez** on 10-day DL (irregular heartbeat); recalled **C John Hicks** from Triple A Toledo
- 17 Transferred the option of **RHP Joe Jiménez** from Single A Lakeland to Triple A Toledo
- 18 Optioned **RHP Buck Farmer** to Triple A Toledo
- 19 Recalled **RHP Anibal Sanchez** from Triple A Toledo
- 22 Transferred the option of **RHP Victor Alcántara** from Triple A Toledo to Double A Erie
- 23 Placed **OF Alex Presley** on 7-day concussion DL; selected the contract of **OF Matt den Dekker** from Triple A Toledo; recalled **RHP Bruce Rondón** from Triple A Toledo
- 26 Unconditionally released **RHP Francisco Rodriguez**
- 28 Reinstated **DH Victor Martinez** from 10-day DL; optioned **C John Hicks** to Triple A Toledo

JULY

- 1 Transferred the option of **RHP Myles Jaye** from Double A Erie to Triple A Toledo; appointed **LHP Matthew Boyd** as the 26th man from Triple A Toledo; returned Boyd to Triple A Toledo



- 2 Transferred **OF Alex Presley** to 10-day DL
- 5 Reinstated **OF Jim Adduci** from 10-day DL; optioned Adduci to Triple A Toledo; reinstated **OF Alex Presley** from 10-day DL; designated the contract of **OF Matt den Dekker** for assignment
- 6 Placed **LHP Daniel Norris** on 10-day DL (left groin strain); recalled **LHP Blaine Hardy** from Triple A Toledo
- 9 Outrighted the contract of **OF Matt den Dekker** to Triple A Toledo
- 13 Transferred the option of **LHP Jairo Labourt** from Double A Erie to Triple A Toledo
- 17 Optioned **LHP Blaine Hardy** to Triple A Toledo
- 18 Recalled **LHP Matthew Boyd** from Triple A Toledo; acquired **INF's Dawel Lugo, Sergio Alcántara** and **Jose King** from Arizona in exchange for **OF J.D. Martinez**; optioned Lugo to Double A Erie
- 19 Recalled **OF Jim Adduci** from Triple A Toledo
- 23 Optioned **OF Jim Adduci** to Triple A Toledo
- 24 Recalled **RHP Drew VerHagen** from Triple A Toledo
- 29 Placed **OF Alex Presley** on 10-day DL (right side strain), retroactive to July 27; recalled **OF Jim Adduci** from Triple A Toledo
- 31 Acquired **INF's Jeimer Candelario** and **Isaac Paredes** and a player to be named later or cash considerations in exchange for **C Alex Avila** and **LHP Justin Wilson**; optioned Candelario to Triple A Toledo; recalled **RHP Joe Jiménez** from Triple A Toledo; recalled **C John Hicks** from Triple A Toledo

AUGUST

- 3 Placed **RHP Michael Fulmer** on 10-day DL (right elbow ulnar neuritis), retroactive to August 1; selected the contract of **RHP Edward Mujica** from Triple A Toledo
- 6 Placed **INF José Iglesias** on the bereavement list
- 7 Recalled **INF Jeimer Candelario** from Triple A Toledo
- 8 Optioned **INF Jeimer Candelario** to Triple A Toledo
- 9 Reinstated **INF José Iglesias** from the bereavement list
- 11 Optioned **OF Jim Adduci** to Triple A Toledo
- 12 Reinstated **OF Alex Presley** from 10-day DL
- 13 Selected the contract of **RHP Jeff Ferrell** from Triple A Toledo; designated the contract of **RHP Edward Mujica** for assignment; optioned **RHP Bruce Rondón** to Triple A Toledo
- 14 Reinstated **RHP Michael Fulmer** from 10-day DL
- 15 Outrighted the contract of **RHP Edward Mujica** to Triple A Toledo
- 18 Recalled **OF JaCoby Jones** from Triple A Toledo; placed **RHP Anibal Sanchez** on 10-day DL (left hamstring strain)
- 23 Optioned **LHP Chad Bell** to Triple A Toledo
- 24 Selected the contract of **RHP Zac Reininger** from Triple A Toledo
- 25 Optioned **OF JaCoby Jones** to Triple A Toledo
- 26 Recalled **RHP Buck Farmer** from Triple A Toledo
- 27 Placed **DH Victor Martinez** on 10-day DL (irregular heartbeat); recalled **OF JaCoby Jones** from Triple A Toledo
- 28 Transferred the option of **RHP Sandy Baez** from Single A Lakeland to Double A Erie
- 31 Acquired **RHP Grayson Long** and a player to be named later (**RHP Elvin Rodriguez**) from Los Angeles (AL) in exchange for **OF Justin Upton**; acquired **RHP Franklin Perez, OF Daz Cameron**, and **C Jake Rogers** from Houston in exchange for **RHP Justin Verlander** and a player to be named later (**OF Juan Ramirez**).

SEPTEMBER

- 1 Selected the contract of **C Bryan Holaday** from Triple A Toledo; selected the contract of **INF Efrén Navarro** from Triple A Toledo; recalled **LHP Blaine Hardy** from Triple A Toledo; recalled **LHP Jairo Labourt** from Triple A Toledo; transferred the option of **RHP Victor Alcántara** from Double A Erie to Triple A Toledo; reinstated **RHP Anibal Sanchez** from 10-day DL; reinstated **LHP Daniel Norris** from 10-day DL
- 2 Placed **INF Miguel Cabrera** on the suspended list; placed **RHP Alex Wilson** on the suspended list; recalled **RHP Myles Jaye** from Triple A Toledo; recalled **INF Jeimer Candelario** from Triple A Toledo
- 3 Transferred **DH Victor Martinez** to 60-day DL; purchased the contract of **RHP Artie Lewicki** from Triple A Toledo; recalled **LHP Chad Bell** from Triple A Toledo
- 5 Reinstated **RHP Alex Wilson** from the suspended list; recalled **RHP Victor Alcántara** from Triple A Toledo
- 6 Placed **INF José Iglesias** on the paternity list
- 9 Reinstated **INF José Iglesias** from the paternity list; reinstated **INF Miguel Cabrera** from the suspended list
- 11 Purchased the contract of **OF Tyler Collins** from Triple A Toledo
- 12 Placed **INF Dixon Machado** on the paternity list
- 13 Unconditionally released **RHP Arcenio León**
- 15 Reinstated **INF Dixon Machado** from the paternity list

OCTOBER

- 2 Recalled **OF Jim Adduci** from Triple A Toledo; recalled **RHP Bruce Rondón** from Triple A Toledo; recalled **LHP Kyle Ryan** from Triple A Toledo; recalled **INF Dawel Lugo** from Double A Erie; recalled **RHP Sandy Baez** from Double A Erie; **OF Matt den Dekker** elected free agency
- 3 **RHP Edward Mujica** elected free agency

NOVEMBER

- 2 **RHP Anibal Sanchez** elected free agency; **INF Andrew Romine** claimed off waivers by Seattle; outrighted the contract of **RHP Jeff Ferrell** to Triple A Toledo; outrighted the contract of **OF Alex Presley** to Triple A Toledo; outrighted the contract of **OF Tyler Collins** to Triple A Toledo; outrighted the contract of **OF Jim Adduci** to Triple A Toledo;
- 3 Outrighted the contract of **LHP Kyle Ryan** to Triple A Toledo; outrighted the contract **RHP Myles Jaye** to Triple A Toledo; outrighted the contract of **INF Efrén Navarro** to Triple A Toledo; outrighted the contract of **C Bryan Holaday** to Triple A Toledo; reinstated **DH Victor Martinez** from the 60-day DL; **OF Alex Presley** elected free agency
- 6 **C Bryan Holaday** elected free agency
- 20 Signed **LHP Ryan Carpenter** as a free agent; selected the contract of **INF Sergio Alcántara** from Single A Lakeland; selected **OF Mike Gerber** from Triple A Toledo; selected **C Grayson Greiner** from Triple A Toledo; selected **RHP Eduardo Jimenez** from Single A Lakeland; selected **RHP Gerson Moreno** from Double A Erie; selected **RHP Spencer Turnbull** from Double A Erie; selected **LHP Gregory Soto** from Single A Lakeland

DECEMBER

- 1 Did not tender a contract to **RHP Bruce Rondón**
- 5 Signed **OF Leonys Martin** as a free agent
- 8 Signed **RHP Mike Fiers** as a free agent
- 11 Outrighted the contract of **RHP Victor Alcántara** to Triple A Toledo
- 13 Acquired **RHP Wilker Hernandez** and **OF Troy Montgomery** from Los Angeles (AL) in exchange for **INF Ian Kinsler**
- 14 Selected **OF Victor Reyes** from Arizona in the Major League phase of the Rule 5 Draft



2017 INSTANT REPLAY REVIEWS

Date	Opponent	Challenged By	Inning	Play	Ruling	Time
April 4, 2017	at Chicago (AL)	Chicago (AL)	T9	Kinsler safe at second	Overturned	1:04
April 6, 2017	at Chicago (AL)	Detroit	B2	A. Garcia safe at first	Overturned	1:53
April 9, 2017	Boston	Boston	T7	M. Hernandez out at second	Overturned	1:57
April 12, 2017	Minnesota	Crew Chief	T3	Sano foul ball/no home run	Stands	2:16
April 14, 2017	at Cleveland	Crew Chief	T9	Rules Check	Rules Check	1:54
April 15, 2017	at Cleveland	Cleveland	B8	Almonte out at first	Overturned	2:12
April 16, 2017	at Cleveland	Cleveland	T7	Iglesias hit by pitch	Overturned	0:40
April 16, 2017	at Cleveland	Detroit	T7	Romine out at second	Stands	1:40
April 18, 2017	at Tampa Bay	Tampa Bay	T7	Upton no violation of slide rule	Confirmed	3:08
April 18, 2017	at Tampa Bay	Tampa Bay	T7	Collins safe at first	Stands	1:47
April 19, 2017	at Tampa Bay	Detroit	T6	Jones out at first	Confirmed	1:06
April 20, 2017	at Tampa Bay	Detroit	B7	Kiermaier home run	Confirmed	0:58
April 22, 2017	at Minnesota	Minnesota	T2	Kinsler hit by pitch	Overturned	1:49
April 27, 2017	Seattle	Seattle	T7	Heredia out at second	Stands	2:27
April 29, 2017	Chicago (AL)	Chicago (AL)	T5	Anderson foul ball/no hit by pitch	Stands	2:01
April 29, 2017	Chicago (AL)	Detroit	B6	Castellanos out at first	Stands	2:24
April 30, 2017	Chicago (AL)	Chicago (AL)	B2	Avila safe at second	Overturned	1:06
May 2, 2017	Cleveland	Detroit	B4	Kinsler out at first	Overturned	2:21
May 3, 2017	Cleveland	Detroit	B4	Cabrera out at third	Stands	2:38
May 3, 2017	Cleveland	Cleveland	B5	Collins safe at second	Stands	2:26
May 5, 2017	at Oakland	Oakland	B2	Davis out at second	Confirmed	0:59
May 7, 2017	at Oakland	Oakland	T2	Upton safe at second	Overturned	2:25
May 9, 2017	at Arizona	Detroit	B3	Goldschmidt safe at home	Stands	2:30
May 12, 2017	at Los Angeles (AL)	Los Angeles (AL)	B2	Pennington out at first	Overturned	0:47
May 13, 2017	at Los Angeles (AL)	Los Angeles (AL)	T1	Kinsler safe at second	Overturned	0:51
May 16, 2017	Baltimore	Baltimore	B11	Cabrera hit by pitch	Confirmed	1:01
May 16, 2017	Baltimore	Detroit	T12	Mancini no violation of slide rule	Confirmed	1:03
May 16, 2017	Baltimore	Crew Chief	B12	Upton out at first	Overturned	0:52
May 18, 2017	Baltimore	Baltimore	B8	Collins safe at third	Overturned	1:07
May 19, 2017	Texas	Texas	T7	DeShields out at second	Stands	1:50
May 22, 2017	at Houston	Houston	T5	Collins safe at second	Overturned	0:51
May 25, 2017	at Houston	Crew Chief	T5	J.D. Martinez ball in play/no home run	Confirmed	1:18
May 26, 2017	at Chicago (AL)	Detroit	T2	Upton out at first	Overturned	0:46
May 26, 2017	at Chicago (AL)	Detroit	B8	L. Garcia hit by pitch	Stands	3:03
May 29, 2017	at Kansas City	Detroit	B1	Cain safe at first	Overturned	0:41
May 29, 2017	at Kansas City	Kansas City	B3	Gordon out at second	Overturned	0:44
June 4, 2017	Chicago (AL)	Detroit	B4	Upton out at second	Stands	2:03
June 4, 2017	Chicago (AL)	Chicago (AL)	B9	Castellanos hit by pitch	Confirmed	0:37
June 9, 2017	at Boston	Boston	B1	Bogaerts out at second	Confirmed	0:36
June 9, 2017	at Boston	Detroit	T4	Castellanos out at first	Stands	2:35
June 11, 2017	at Boston	Boston	B1	Ramirez out at second	Stands	2:16
June 11, 2017	at Boston	Crew Chief	B9	Moreland out at first	Overturned	0:58
June 16, 2017	Tampa Bay	Tampa Bay	T4	McCann no violation of collision rule	Confirmed	1:00
June 16, 2017	Tampa Bay	Tampa Bay	T4	Smith out at home	Confirmed	1:49
June 17, 2017	Tampa Bay	Tampa Bay	B9	Iglesias safe at first	Overturned	1:02
June 20, 2017	at Seattle	Seattle	B3	Haniger out at second	Stands	2:26
June 20, 2017	at Seattle	Crew Chief	B9	Rules Check	Rules Check	1:47
June 23, 2017	at San Diego	San Diego	T9	Upton safe at first	Overturned	1:19
June 27, 2017	Kansas City	Detroit	B6	Iglesias out at first	Overturned	0:47
July 4, 2017	San Francisco	Crew Chief	T7	Crawford home run	Confirmed	0:42
July 8, 2017	at Cleveland	Detroit	B6	Ramirez safe at second	Stands	1:29
July 16, 2017	Toronto	Crew Chief	B8	J.D. Martinez ball in play/no home run	Overturned	0:31
July 17, 2017	at Kansas City	Detroit	T7	V. Martinez foul ball	Stands	1:43
July 18, 2017	at Kansas City	Detroit	T4	McCann out at first	Stands	2:42
July 20, 2017	at Kansas City	Kansas City	T2	Mahtook safe at second	Overturned	1:49
July 21, 2017	at Minnesota	Detroit	T2	Mahtook out at second	Stands	1:46
July 21, 2017	at Minnesota	Minnesota	T7	Upton safe at second	Stands	1:51
July 22, 2017	at Minnesota	Detroit	T8	Castellanos out at first	Stands	1:42
July 25, 2017	Kansas City	Detroit	T4	Cain safe at first	Overturned	1:43
July 25, 2017	Kansas City	Kansas City	T7	Moss out at first	Overturned	0:38
July 26, 2017	Kansas City	Detroit	T1	Merrifield safe at first	Overturned	1:07
July 29, 2017	Houston	Houston	T1	Reddick out at first	Overturned	1:39
August 2, 2017	at New York (AL)	Detroit	B7	Gardner safe at first	Overturned	1:34
August 4, 2017	at Baltimore	Baltimore	B9	Beckham out at third	Stands	1:23
August 10, 2017	Pittsburgh	Detroit	T2	Rodriguez safe at first	Overturned	0:47
August 10, 2017	Pittsburgh	Detroit	T3	Freese safe at first	Stands	1:06
August 10, 2017	Pittsburgh	Pittsburgh	T5	Polanco out at first	Overturned	0:53
August 10, 2017	Pittsburgh	Pittsburgh	B7	McCann safe at first	Overturned	0:50
August 12, 2017	Minnesota	Detroit	B8	McCann out at first	Overturned	1:21

2017 INSTANT REPLAY REVIEWS



Date	Opponent	Challenged By	Inning	Play	Ruling	Time
August 16, 2017	at Texas	Texas	T7	Cabrera safe at second	Overtuned	1:32
August 16, 2017	at Texas	Texas	T8	McCann hit by pitch	Stands	3:07
August 19, 2017	Los Angeles (NL)	Los Angeles (NL)	B3	Jones safe at first	Stands	1:32
August 20, 2017	Los Angeles (NL)	Los Angeles (NL)	B8	Cabrera safe at third	Stands	1:13
August 24, 2017	New York (AL)	Detroit	B8	Jones out at second	Stands	2:43
August 25, 2017	at Chicago (AL)	Chicago (AL)	B3	Hanson out at second	Overtuned	1:07
August 25, 2017	at Chicago (AL)	Detroit	B7	Engel safe at first	Stands	1:07
August 27, 2017	at Chicago (AL)	Detroit	B8	Abreu safe at home	Confirmed	1:28
September 1, 2017	Cleveland	Cleveland	T5	Guyer out at first	Overtuned	1:08
September 1, 2017	Cleveland	Detroit	B7	McCann out at first	Overtuned	2:35
September 2, 2017	Cleveland	Detroit	B7	Mahtook out at second	Overtuned	2:55
September 2, 2017	Cleveland	Detroit	B9	Candelario out at first	Overtuned	0:49
September 9, 2017	at Toronto	Detroit	B2	Barney safe at second	Overtuned	1:02
September 11, 2017	at Cleveland	Detroit	B6	Ramirez hit by pitch	Overtuned	1:51
September 13, 2017	at Cleveland	Crew Chief	B1	Bruce home run	Stands	2:39
September 14, 2017	Chicago (AL)	Crew Chief	B6	Iglesias ball in play/no home run	Confirmed	0:44
September 15, 2017	Chicago (AL)	Detroit	T8	Abreu hit by pitch	Stands	1:25
September 16, 2017	Chicago (AL)	Chicago (AL)	B9	Iglesias safe at first	Overtuned	0:45
September 26, 2017	at Kansas City	Detroit	T6	Kinsler out at second	Confirmed	0:46
September 27, 2017	at Kansas City	Kansas City	T2	Romine safe at first	Overtuned	1:36
September 27, 2017	at Kansas City	Detroit	B3	Gordon safe at first	Stands	2:31
September 29, 2017	at Minnesota	Crew Chief	B2	Adrianza ball in play/no home run	Confirmed	0:43
September 30, 2017	at Minnesota	Detroit	B5	Rosario safe at first	Overtuned	0:55

Final Totals:

Tigers - 38 challenges (5 confirmed, 17 stands, 16 overturned)

Opponents - 43 challenges (7 confirmed, 12 stands, 24 overturned)

Crew Chief - 11 challenges (4 confirmed, 2 stands, 3 overturned, 2 rules check)

INSTANT REPLAY

Major League Baseball instituted use of instant replay for home runs during the 2008 season. Below is a list of instances in which replay was used involving the Tigers from 2008-13.

Date	Opponent	Player	Inning	On-Field Ruling	Replay Ruling
June 4, 2009	Boston	Jeff Larish	Sixth	No Home Run	No Home Run
June 19, 2009	Milwaukee	Miguel Cabrera	Third	No Home Run	Home Run
June 19, 2009	Milwaukee	Dusty Ryan	Fourth	Home Run	No Home Run
August 25, 2009	at Los Angeles (AL)	Curtis Granderson	Seventh	No Home Run	No Home Run
September 10, 2009	at Kansas City	Alberto Callaspo (KC)	Eighth	Home Run	Home Run
May 18, 2010	Chicago (AL)	Brandon Inge	Sixth	Home Run	No Home Run
September 2, 2010	at Minnesota	Austin Jackson	Second	No Home Run	No Home Run
September 6, 2010	Chicago (AL)	Brandon Inge	Eighth	Home Run	No Home Run
September 14, 2010	at Texas	David Murphy (TEX)	Fourth	Home Run	Home Run
September 15, 2010	at Texas	Ryan Raburn	First	No Home Run	No Home Run
September 20, 2010	Kansas City	Will Rhymes	Sixth	No Home Run	Home Run
April 2, 2011	at New York (AL)	Robinson Cano (NYY)	Fifth	No Home Run	No Home Run
April 10, 2011	Kansas City	Alex Avila	Sixth	Home Run	Home Run
July 19, 2011	Oakland	Carlos Guillen	Fifth	Home Run	Home Run
July 28, 2011	Los Angeles (AL)	Mark Trumbo (LAA)	Second	No Home Run	Home Run
August 13, 2011	at Baltimore	Blake Davis (BAL)	Second	Home Run	Home Run
September 3, 2011	Chicago (AL)	Miguel Cabrera	First	No Home Run	No Home Run
September 30, 2011*	at New York (AL)	Robinson Canó (NYY)	Fifth	No Home Run	No Home Run
April 7, 2012	Boston	Miguel Cabrera	First	No Home Run	Home Run
May 16, 2012	Minnesota	Josh Willingham (MIN)	Third	No Home Run	No Home Run
May 29, 2012	at Boston	Alex Avila	Eighth	No Home Run	No Home Run
July 5, 2012	Minnesota	Delmon Young	Eighth	No Home Run	Home Run
July 22, 2012	Chicago (AL)	Alex Rios (CWS)	Sixth	No Home Run	Home Run
August 29, 2012	at Kansas City	Delmon Young	Ninth	No Home Run	No Home Run
September 1, 2012	Chicago (AL)	Delmon Young	Fifth	No Home Run	No Home Run
May 3, 2013	at Houston	Victor Martinez	Fourth	No Home Run	No Home Run
May 25, 2013	Minnesota	Joe Mauer (MIN)	First	Home Run	Home Run
September 4, 2013	at Boston	Ryan Lavarnway (BOS)	Seventh	No Home Run	Home Run
September 6, 2013	at Kansas City	Omar Infante	Fifth	No Home Run	No Home Run
October 8, 2013	Oakland	Victor Martinez	Seventh	Home Run	Home Run

* - during the American League Division Series



The #1 App for Live Tigers Baseball



2018 OPPONENTS





AMERICAN LEAGUE OPPONENTS

BALTIMORE ORIOLES

Team Information

Mailing Address..... Oriole Park at Camden Yards
333 W. Camden Street
Baltimore, MD 21201

2017 Record (Place)..... 75-87 (5th in AL East)

Executive Vice President, Baseball Operations..... Dan Duquette

Manager..... Buck Showalter

Orioles Record..... 622-569 (Eight seasons)

Career Record..... 1504-1402 (19 seasons)

Director, Public Relations..... Kristen Hudak

Office Number..... (410) 547-6159

Manager, Media Relations..... Jim Misudek

Office Number..... (410) 547-6106

Tigers vs. Orioles in 2017 (All-Time)*..... 4-3 (1054-959-11)

Tigers vs. Orioles in Baltimore (All-Time)*..... 2-2 (485-515-8)

Tigers vs. Orioles in Detroit (All-Time)*..... 2-1 (569-444-3)

Tigers All-Time vs. Orioles at Comerica Park..... 29-31

*Overall records include Milwaukee Brewers, 1901 and St. Louis Browns, 1902-53

Series Records vs. Orioles

Longest Winning Streak, Tigers..... 12 (9/5/1910-5/27/1911)

Longest Winning Streak, Orioles..... 11 (9/7/1996-7/4/1997)

Largest Margin of Victory, Tigers.... 18 (Twice; last, 4/29/1935, DET 18, at STL 0)

Largest Margin of Victory, Orioles..... 16 (9/9/1922 at STL 16, DET 0)

Most Runs Scored, Tigers..... 21 (7/25/1920 at DET)

Most Runs Scored, Orioles..... 20 (8/18/1951 at STL)

Most Runs Scored, by Both Teams..... 29 (Twice; last, 8/18/1951 at STL)

Longest Game, Innings..... 16 (Four times; last, 5/26/1979, BAL 7 at DET 5)

Tigers Best Record, Season Series..... .923 (1986)

Tigers Best Record, Season Series, Home..... 1.000 (2007)

Tigers Best Record, Season Series, Road.... 1.000 (Three times; last, 2014)

Tigers Worst Record, Season Series..... .000 (2004)

Tigers Worst Record, Season Series, Home..... .000 (Twice; last, 2004)

Tigers Worst Record, Season Series, Road..... .000 (Four times; last, 2004)

Note: Best/worst records determined by percentage

Year-by-Year Series Results

(Tigers Won-Lost Since Beginning of Divisional Play)

2017 Series Scores		Year-by-Year Series Results											
In Baltimore (2-2)	In Detroit (2-1)	Year	Home	Road	Total	Year	Home	Road	Total	Year	Home	Road	Total
8/3 W, 7-5	5/16 L, 13-11(13)	1969	4-5	3-6	7-11	1986	5-1	7-0	12-1	2003	0-3	3-0	3-3
8/4 W, 5-2	5/17 W, 5-4	1970	5-4	2-7	7-11	1987	4-3	5-1	9-4	2004	0-3	0-3	0-6
8/5 L, 5-2	5/18 W, 6-5	1971	6-3	4-5	10-8	1988	4-2	4-3	8-5	2005	1-2	4-1	5-3
8/6 L, 12-3		1972	4-5	4-5	8-10	1989	1-6	2-4	3-10	2006	2-1	1-2	3-3
		1973	4-5	5-4	9-9	1990	4-2	3-4	7-6	2007	3-0	2-1	5-1
		1974	1-8	3-6	4-14	1991	4-3	4-2	8-5	2008	1-2	2-2	3-4
		1975	1-8	3-4	4-12	1992	3-3	0-7	3-10	2009	3-1	2-2	5-3
		1976	3-6	3-6	6-12	1993	5-2	3-3	8-5	2010	4-2	1-3	5-5
		1977	3-5	0-7	3-12	1994	1-2	3-1	4-3	2011	2-2	3-3	5-5
		1978	4-3	4-4	8-7	1995	4-3	1-5	5-8	2012	1-2	2-1	3-3
		1979	4-3	2-4	6-7	1996	1-6	1-5	2-11	2013	1-2	1-2	2-4
		1980	1-5	2-5	3-10	1997	3-3	3-3	6-6	2014	2-1	3-0	5-1
		1981	3-4	4-2	7-6	1998	1-5	0-5	1-10	2015	1-2	2-2	3-4
		1982	3-3	3-4	6-7	1999	3-3	2-2	5-5	2016	1-2	1-3	2-5
		1983	3-4	5-1	8-5	2000	2-2	2-4	4-6	2017	2-1	2-2	4-3
		1984	2-4	4-3	6-7	2001	1-2	1-2	2-4				
		1985	4-3	3-3	7-6	2002	2-1	2-1	4-2				

BOSTON RED SOX

Team Information

Mailing Address..... Fenway Park
4 Yawkey Way
Boston, MA 02215

2017 Record (Place)..... 93-69 (1st in AL East)

President, Baseball Operations..... David Dombrowski

Manager..... Alex Cora

Red Sox Record..... 0-0 (First season)

Career Record..... 0-0 (First season)

Senior Director, Media Relations..... Kevin Gregg

Office Number..... (617) 226-6759

Senior Manager, Media Relations..... Abby Murphy

Office Number..... (617) 226-6214

Tigers vs. Red Sox in 2017 (All-Time)..... 4-3 (973-1036-13)

Tigers vs. Red Sox in Boston (All-Time)..... 1-2 (440-566-6)

Tigers vs. Red Sox in Detroit (All-Time)..... 3-1 (533-470-7)

Tigers All-Time vs. Red Sox at Comerica Park..... 33-36

Series Records vs. Red Sox

Longest Winning Streak, Tigers..... 10 (Twice; last, 8/16/1927-5/6/1928)

Longest Winning Streak, Red Sox..... 11 (8/25/1989-4/11/1990)

Largest Margin of Victory, Tigers..... 17 (7/19/1924, DET 18, at BOS 1)

Largest Margin of Victory, Red Sox..... 20 (6/18/1953, at BOS 23, DET 3)

Most Runs Scored, Tigers..... 20 (7/7/1928 at BOS)

Most Runs Scored, Red Sox..... 23 (6/18/1953 at BOS)

Most Runs Scored, by Both Teams... 28 (Four times; last, 5/3/1949 at DET 13inn)

Longest Game, Innings..... 18 (6/5/2001, at BOS 4, DET 3)

Tigers Best Record, Season Series..... .846 (1987)

Tigers Best Record, Season Series, Home... 1.000 (Three times; last, 2012)

Tigers Best Record, Season Series, Road..... 1.000 (twice, last, 2016)

Tigers Worst Record, Season Series..... .077 (1996)

Tigers Worst Record, Season Series, Home... .000 (Three times; last, 2009)

Tigers Worst Record, Season Series, Road... .000 (Seven times; last, 2011)

Note: Best/worst records determined by percentage

Year-by-Year Series Results

(Tigers Won-Lost Since Beginning of Divisional Play)

2017 Series Scores		Year-by-Year Series Results											
In Boston (1-2)	In Detroit (3-1)	Year	Home	Road	Total	Year	Home	Road	Total	Year	Home	Road	Total
6/9 L, 5-3	4/7 W, 6-5	1969	5-4	3-6	8-10	1986	3-4	3-3	6-7	2003	1-2	0-6	1-8
6/10 L, 11-3	4/8 W, 4-1	1970	6-3	3-6	9-9	1987	6-0	5-2	11-2	2004	1-2	0-4	1-6
6/11 W, 8-3	4/9 L, 7-5	1971	3-6	3-6	6-12	1988	4-3	3-3	7-6	2005	3-4	1-2	4-6
	4/10 W, 2-1	1972	6-2	3-3	9-5	1989	1-5	1-6	2-11	2006	1-2	2-1	3-3
		1973	8-1	7-2	15-3	1990	4-3	1-5	5-8	2007	3-0	1-3	4-3
		1974	3-6	4-5	7-11	1991	4-2	4-3	8-5	2008	1-3	1-2	2-5
		1975	4-5	1-8	5-13	1992	6-1	3-3	9-4	2009	0-3	1-3	1-6
		1976	0-9	4-5	4-14	1993	4-2	3-4	7-6	2010	2-1	1-2	3-3
		1977	4-3	2-6	6-9	1994	2-1	0-3	2-4	2011	1-3	0-2	1-5
		1978	3-5	0-7	3-12	1995	1-5	4-3	5-8	2012	3-0	2-5	5-5
		1979	3-3	2-5	5-8	1996	0-7	1-5	1-12	2013	3-1	1-2	4-3
		1980	4-3	1-5	5-8	1997	3-3	4-2	7-5	2014	2-1	3-0	5-1
		1981	1-2	0-4	1-6	1998	2-3	3-2	5-5	2015	1-2	1-2	2-4
		1982	4-3	1-5	5-8	1999	4-2	1-5	5-7	2016	2-2	3-0	5-2
		1983	4-2	5-2	9-4	2000	2-4	3-3	5-7	2017	3-1	1-2	4-3
		1984	3-4	3-3	6-7	2001	2-1	3-3	5-4				
		1985	3-3	4-3	7-6	2002	2-4	2-1	4-5				



CHICAGO WHITE SOX

Team Information

Mailing Address: Guaranteed Rate Field
333 W. 35th Street
Chicago, IL 60616

2017 Record (Place): 67-95 (4th in AL Central)

Senior Vice President and General Manager: Rick Hahn
Manager: Rick Renteria
White Sox Record: 67-95 (One season)
Career Record: 140-184 (Two seasons)
Senior Vice President, Communications: Scott Reiffert
Office Number: (312) 674-5302
Senior Director, Media Relations: Bob Beghtol
Office Number: (312) 674-5303

Tigers vs. White Sox in 2017 (All-Time): 9-10 (1087-1049-15)
Tigers vs. White Sox in Chicago (All-Time): 3-6 (509-562-10)
Tigers vs. White Sox in Detroit (All-Time): 6-4 (578-487-5)
Tigers All-Time vs. White Sox at Comerica Park: 87-78

Series Records vs. White Sox

Longest Winning Streak, Tigers: 10 (6/26/1923-10/3/1923)
Longest Winning Streak, White Sox: 10 (Twice; last, 4/18/2001-8/29/2001)
Largest Margin of Victory, Tigers: 16 (Twice; last 9/4/2011, at DET 18, CWS 2)
Largest Margin of Victory, White Sox: 17 (8/31/1926, CWS 19, at DET 2)
Most Runs Scored, Tigers: 21 (7/1/1936 at CWS)
Most Runs Scored, White Sox: 20 (9/9/1921 at CWS)
Most Runs Scored, by Both Teams: 35 (9/9/1921 at CWS)
Longest Game, Innings: 21 (5/24/1929, DET 6, at CWS 5)
Tigers Best Record, Season Series: 833 (1980)
Tigers Best Record, Season Series, Home: 1,000 (1978)
Tigers Best Record, Season Series, Road: 1,000 (1981)
Tigers Worst Record, Season Series: 136 (1920)
Tigers Worst Record, Season Series, Home: .000 (Twice; last, 1992)
Tigers Worst Record, Season Series, Road: 143 (1996)

Note: Best/worst records determined by percentage

2017 Series Scores

In Chicago (3-6)	In Detroit (6-4)
4/3 PPD, Rain	4/28 L, 7-3
4/4 W, 6-3	4/29 L, 6-4 (10)
4/5 PPD, Rain	4/30 W, 7-3
4/6 L, 11-2	6/2 W, 15-5
5/26 PPD, Rain	6/3 W, 10-1
5/26 L, 8-2	6/4 W, 7-4
5/27 L, 3-0	9/14 L, 17-7
5/27 W, 4-3	9/15 W, 3-2
5/28 L, 7-3	9/16 L, 10-4
8/25 L, 3-2	9/17 W, 12-0
8/26 W, 6-3	
8/27 L, 7-1	

Year-by-Year Series Results

(Tigers Won-Lost Since Beginning of Divisional Play)

Year	Home	Road	Total	Year	Home	Road	Total	Year	Home	Road	Total
1969	4-2	5-1	9-3	1986	3-3	3-3	6-6	2003	5-4	3-7	8-11
1970	2-4	4-2	6-6	1987	4-2	5-1	9-3	2004	7-3	4-5	11-8
1971	4-2	1-5	5-7	1988	5-1	4-2	9-3	2005	2-7	3-7	5-14
1972	4-2	3-3	7-5	1989	4-2	4-2	8-4	2006	4-6	3-6	7-12
1973	4-2	3-3	7-5	1990	2-4	5-1	7-5	2007	3-6	4-5	7-11
1974	3-3	2-4	5-7	1991	3-3	5-1	8-4	2008	4-5	2-7	6-12
1975	5-1	2-4	7-5	1992	0-5	2-5	2-10	2009	5-4	4-5	9-9
1976	4-2	2-4	6-6	1993	1-5	4-2	5-7	2010	4-5	6-3	10-8
1977	2-3	4-1	6-4	1994	3-3	1-5	4-8	2011	7-2	6-3	13-5
1978	5-0	4-2	9-2	1995	2-4	2-4	4-8	2012	8-1	4-5	12-6
1979	4-2	5-1	9-3	1996	2-4	1-6	3-10	2013	6-3	6-4	12-7
1980	5-1	5-1	10-2	1997	4-2	3-2	7-4	2014	5-5	5-4	10-9
1981	0-3	3-0	3-3	1998	3-3	3-3	6-6	2015	6-4	4-5	10-9
1982	1-5	2-4	3-9	1999	2-4	3-3	5-7	2016	8-1	4-6	12-7
1983	2-4	2-4	4-8	2000	2-4	1-5	3-9	2017	6-4	3-6	9-10
1984	5-1	3-3	8-4	2001	2-7	4-6	6-13				
1985	4-2	2-4	6-6	2002	4-5	3-7	7-12				

CLEVELAND INDIANS

Team Information

Mailing Address: Progressive Field
2401 Ontario Street
Cleveland, OH 44115

2017 Record (Place): 102-60 (1st in AL Central)

President, Baseball Operations: Chris Antonetti
Manager: Terry Francona
Indians Record: 454-354 (Five seasons)
Career Record: 1483-1269 (17 seasons)
Director, Baseball Information: Bart Swain
Office Number: (216) 420-4386
Assistant Director, Baseball Information: Court Berry-Tripp
Office Number: (216) 420-4391

Tigers vs. Indians in 2017 (All-Time): 6-13 (1118-1084-12)
Tigers vs. Indians in Cleveland (All-Time): 3-6 (512-594-7)
Tigers vs. Indians in Detroit (All-Time): 3-7 (606-490-5)
Tigers All-Time vs. Indians at Comerica Park: 85-78

Series Records vs. Indians

Longest Winning Streak, Tigers: 10 (Twice; last, 8/11/2011-9/28/2011)
Longest Winning Streak, Indians: 13 (5/14/1996-5/3/1997)
Largest Margin of Victory, Tigers: 21 (9/15/1901, at DET 21, CLE 0, 8 inn.)
Largest Margin of Victory, Indians: 14 (5/17/1902, at CLE 14, DET 0)
Most Runs Scored, Tigers: 21 (9/15/1901 at DET)
Most Runs Scored, Indians: 18 (4/28/1921 at CLE)
Most Runs Scored, by Both Teams: 31 (7/13/1901 at DET)
Longest Game, Innings: 19 (4/27/1984, CLE 8, at DET 4)
Tigers Best Record, Season Series: 833 (1981)
Tigers Best Record, Season Series, Home: 1,000 (1981)
Tigers Best Record, Season Series, Road: 909 (1946)
Tigers Worst Record, Season Series: .000 (1996)
Tigers Worst Record, Season Series, Home: .000 (1996)
Tigers Worst Record, Season Series, Road: .000 (Three times; last, 1996)

Note: Best/worst records determined by percentage

2017 Series Scores

In Cleveland (3-6)	In Detroit (3-7)
4/14 W, 7-6	5/1 W, 7-1
4/15 L, 13-6	5/2 W, 5-2
4/16 W, 4-1	5/3 L, 3-2
7/7 L, 11-2	5/4 PPD, Rain
7/8 L, 4-0	6/30 PPD, Rain
7/9 W, 5-3	7/1 W, 7-4
9/11 L, 11-0	7/1 L, 4-1
9/12 L, 2-0	7/2 L, 11-8
9/13 L, 5-3	9/1 L, 3-2
	9/1 L, 10-0
	9/2 L, 5-2
	9/3 L, 11-1

Year-by-Year Series Results

(Tigers Won-Lost Since Beginning of Divisional Play)

Year	Home	Road	Total	Year	Home	Road	Total	Year	Home	Road	Total
1969	5-4	6-3	11-7	1986	5-1	4-3	9-4	2003	4-6	3-6	7-12
1970	6-3	5-4	11-7	1987	6-1	3-3	9-4	2004	5-4	5-5	10-9
1971	7-2	5-4	12-6	1988	4-2	5-2	9-4	2005	1-8	5-4	6-12
1972	4-5	4-5	8-10	1989	6-1	2-4	8-5	2006	7-3	6-3	13-6
1973	4-5	5-4	9-9	1990	4-2	4-3	8-5	2007	3-6	3-6	6-12
1974	5-4	4-5	9-9	1991	6-1	0-6	6-7	2008	4-5	3-6	7-11
1975	4-5	2-7	6-12	1992	3-3	5-2	8-5	2009	7-2	7-2	14-4
1976	6-3	6-3	12-6	1993	4-3	3-3	7-6	2010	8-1	1-8	9-9
1977	5-3	2-5	7-8	1994	1-2	1-6	2-8	2011	8-1	4-5	12-6
1978	6-1	4-4	10-5	1995	3-4	0-6	3-10	2012	5-4	3-6	8-10
1979	4-2	2-4	6-6	1996	0-6	0-6	0-12	2013	6-3	9-1	15-4
1980	5-1	5-2	10-3	1997	3-2	2-4	5-6	2014	5-4	6-4	11-8
1981	3-0	2-1	5-1	1998	1-5	2-4	3-9	2015	5-4	6-3	11-7
1982	4-2	3-4	7-6	1999	3-4	2-4	5-8	2016	2-7	2-7	4-14
1983	6-1	2-4	8-5	2000	4-2	3-4	7-6	2017	3-7	3-6	6-13
1984	4-3	5-1	9-4	2001	4-6	2-7	6-13				
1985	6-1	2-4	8-5	2002	4-5	5-5	9-10				



AMERICAN LEAGUE OPPONENTS

HOUSTON ASTROS

Team Information

Mailing Address.....	Minute Maid Park 501 Crawford Street Houston, Texas 77002
2017 Record (Place).....	101-61 (1st in AL West)
General Manager.....	Jeff Luhnow
Manager.....	A.J. Hinch
Astros Record.....	271-215 (Three season)
Career Record.....	360-338 (Five seasons)
Vice President, Communications.....	Gene Dias
Office Number.....	(713) 259-8985
Senior Manager, Communications.....	Steve Grande
Office Number.....	(713) 259-8990
Tigers vs. Astros in 2017 (All-Time).....	3-4 (26-23)
Tigers vs. Astros in Houston (All-Time).....	1-3 (9-14)
Tigers vs. Astros in Detroit (All-Time).....	2-1 (17-9)
Tigers All-Time vs. Astros at Comerica Park.....	17-6

Series Records vs. Astros

Longest Winning Streak, Tigers.....	7 (6/28/2009-5/14/2013)
Longest Winning Streak, Astros.....	6 (6/8/1998-7/17/1999)
Largest Margin of Victory, Tigers.....	15 (5/4/2013, DET 17 at HOU 2)
Largest Margin of Victory, Astros.....	7 (Twice; last, 6/27/2009, at HOU 8, DET 1)
Most Runs Scored, Tigers.....	17 (5/4/2013 at HOU)
Most Runs Scored, Astros.....	10 (Twice; last, 5/24/2015 at DET)
Most Runs Scored, by Both Teams.....	20 (7/29/2016 at DET)
Longest Game, Innings.....	14 (5/2/2013, at HOU 3, DET 7)
Tigers Best Record, Season Series.....	1.000 (2006)
Tigers Best Record, Season Series, Home.....	1.000 (Twice; last, 2016)
Tigers Best Record, Season Series, Road.....	1.000 (2013)
Tigers Worst Record, Season Series.....	.000 (Twice; last, 1999)
Tigers Worst Record, Season Series, Home.....	.000 (1998)
Tigers Worst Record, Season Series, Road.....	.000 (1999)

Note: Best/worst records determined by percentage

2017 Series Scores

In Houston (1-3)	In Detroit (2-1)
5/22 L, 1-0	7/28 L, 6-5
5/23 L, 6-2	7/29 W, 5-3
5/24 W, 6-3	7/30 W, 13-1
5/25 L, 7-6	

Year-by-Year Series Results

(Tigers Won-Lost Since Beginning of Divisional Play)

Year	Home	Road	Total	Year	Home	Road	Total	Year	Home	Road	Total
1998	0-3	0-0	0-3	2009	0-0	1-2	1-2	2016	3-0	1-2	4-2
1999	0-0	0-3	0-3	2013	2-1	4-0	6-1	2017	2-1	1-3	3-4
2000	2-1	0-0	2-1	2014	3-1	1-2	4-3				
2006	3-0	0-0	3-0	2015	2-2	1-2	3-4				

KANSAS CITY ROYALS

Team Information

Mailing Address.....	Kauffman Stadium One Royal Way Kansas City, MO 64129
2017 Record (Place).....	80-82 (3rd in AL Central)
Senior Vice President, Baseball Operations and General Manager.....	Dayton Moore
Manager.....	Ned Yost
Royals Record.....	629-632 (Eight seasons)
Career Record.....	1086-1134 (14 seasons)
Vice President, Communications and Broadcasting.....	Mike Swanson
Office Number.....	(816) 504-4713
Assistant Director, Communications.....	Mike Cummings
Office Number.....	(816) 504-4368
Tigers vs. Royals in 2017 (All-Time).....	8-11 (339-344)
Tigers vs. Royals in Kansas City (All-Time).....	5-5 (162-179)
Tigers vs. Royals in Detroit (All-Time).....	3-6 (177-165)
Tigers All-Time vs. Royals at Comerica Park.....	85-78

Series Records vs. Royals

Longest Winning Streak, Tigers.....	11 (4/3-7/15/2006)
Longest Winning Streak, Royals.....	8 (9/26/2002-7/4/2003)
Largest Margin of Victory, Tigers.....	17 (7/19/1991, DET 17, at KC 0)
Largest Margin of Victory, Royals.....	21 (9/9/2004, KC 26, at DET 5)
Most Runs Scored, Tigers.....	19 (7/21/2008 at KC)
Most Runs Scored, Royals.....	26 (9/9/2004 at DET)
Most Runs Scored, by Both Teams.....	31 (9/9/2004 at DET)
Longest Game, Innings.....	16 (7/29/1995, at KC 5, DET 4)
Tigers Best Record, Season Series.....	.778 (2006)
Tigers Best Record, Season Series, Home.....	1.000 (Twice; last, 1989)
Tigers Best Record, Season Series, Road.....	1.000 (Twice; last, 2006)
Tigers Worst Record, Season Series.....	.167 (1980)
Tigers Worst Record, Season Series, Home.....	.167 (Three times; last, 1984)
Tigers Worst Record, Season Series, Road.....	.000 (Twice; last, 1995)

Note: Best/worst records determined by percentage

2017 Series Scores

In Kansas City (5-5)	In Detroit (3-6)
5/29 W, 10-7	6/27 W, 5-3
5/30 L, 1-0	6/28 L, 8-2
5/31 W, 6-5	6/29 W, 7-3
7/17 W, 10-2	7/24 L, 5-3 (12)
7/18 W, 9-3	7/25 L, 3-1
7/19 L, 4-3	7/26 L, 16-2
7/20 L, 16-4	9/4 L, 7-6
9/26 L, 2-1	9/5 W, 13-2
9/27 L, 7-4	9/6 L, 13-2
9/28 W, 4-1	

Year-by-Year Series Results

(Tigers Won-Lost Since Beginning of Divisional Play)

Year	Home	Road	Total	Year	Home	Road	Total	Year	Home	Road	Total
1969	4-2	4-2	8-4	1986	3-3	2-4	5-7	2003	2-7	3-7	5-14
1970	2-4	4-2	6-6	1987	2-4	3-3	5-7	2004	5-5	3-6	8-11
1971	5-1	3-3	8-4	1988	6-0	2-4	8-4	2005	6-4	4-5	10-9
1972	4-2	3-3	7-5	1989	6-0	0-6	6-6	2006	5-4	9-0	14-4
1973	2-4	2-4	4-8	1990	3-3	2-4	5-7	2007	5-4	6-3	11-7
1974	3-3	4-2	7-5	1991	4-2	4-2	8-4	2008	2-7	5-4	7-11
1975	3-3	3-3	6-6	1992	4-2	3-3	7-5	2009	5-4	4-5	9-9
1976	2-4	2-4	4-8	1993	2-4	3-3	5-7	2010	5-4	5-4	10-8
1977	1-5	2-3	3-8	1994	2-4	2-4	4-8	2011	5-4	6-3	11-7
1978	3-2	1-4	4-6	1995	3-1	0-3	3-4	2012	8-1	5-4	13-5
1979	4-2	1-5	5-7	1996	2-4	4-2	6-6	2013	6-4	3-6	9-10
1980	1-5	1-5	2-10	1997	2-3	4-2	6-5	2014	5-4	8-2	13-6
1981	1-2	2-0	3-2	1998	2-4	4-2	6-6	2015	5-4	4-6	9-10
1982	4-2	2-4	6-6	1999	5-1	2-3	7-4	2016	3-6	4-6	7-12
1983	4-2	3-3	7-5	2000	2-4	3-3	5-7	2017	3-6	5-5	8-11
1984	1-5	6-0	7-5	2001	6-3	2-8	8-11				
1985	2-4	3-3	5-7	2002	7-3	2-7	9-10				

AMERICAN LEAGUE OPPONENTS



LOS ANGELES ANGELS

Team Information

Mailing Address.....Angel Stadium of Anaheim
2000 Gene Autry Way
Anaheim, CA 92806

2017 Record (Place).....80-82 (2nd in AL West)

General Manager.....Billy Eppler
Manager.....Mike Scioscia

Angels Record.....1570-1346 (18 seasons)
Career Record.....1570-1346 (18 seasons)

Vice President, Communications.....Tim Mead

Office Number.....(714) 940-2003

Director, Communications.....Eric Kay

Office Number.....(714) 940-2173

Tigers vs. Angels in 2017 (All-Time).....3-4 (325-316)

Tigers vs. Angels in Los Angeles (All-Time).....2-2 (147-174)

Tigers vs. Angels in Detroit (All-Time).....1-2 (178-142)

Tigers All-Time vs. Angels at Comerica Park.....32-40

Series Records vs. Angels

Longest Winning Streak, Tigers.....11 (6/17/1979-5/30/1980)

Longest Winning Streak, Angels.....14 (5/8/2002-8/23/2003)

Largest Margin of Victory, Tigers.....13 (5/12/1987, at DET 15, CAL 2)

Largest Margin of Victory, Angels.....14 (5/9/1981, at CAL 15, DET 1)

Most Runs Scored, Tigers.....15 (Three times; last, 5/12/1987 at DET)

Most Runs Scored, Angels.....15 (5/9/1981 at CAL)

Most Runs Scored, by Both Teams.....25 (8/29/1986 at CAL)

Longest Game, Innings.....16 (Twice; last, 7/22/1989, at CAL 5, DET 4)

Tigers Best Record, Season Series......778 (1961)

Tigers Best Record, Season Series, Home......889 (1961)

Tigers Best Record, Season Series, Road......833 (Twice; last, 1984)

Tigers Worst Record, Season Series......000 (2013)

Tigers Worst Record, Season Series, Home......000 (Three times; last, 2013)

Tigers Worst Record, Season Series, Road......000 (Five times; last, 2015)

Note: Best/worst records determined by percentage

2017 Series Scores

In Los Angeles (2-2)		In Detroit (1-2)	
5/11 W, 7-1	6/6 L, 5-3	6/7 W, 4-0	
5/12 L, 7-0		6/8 L, 11-4	
5/13 W, 4-3			
5/14 L, 4-1			

Year-by-Year Series Results

(Tigers Won-Lost Since Beginning of Divisional Play)

Year	Home	Road	Total	Year	Home	Road	Total	Year	Home	Road	Total
1969	5-1	2-4	7-5	1986	3-3	2-4	5-7	2003	1-3	0-3	1-6
1970	2-4	4-2	6-6	1987	5-1	4-2	9-3	2004	1-2	1-5	2-7
1971	4-2	2-4	6-6	1988	4-2	3-3	7-5	2005	1-2	3-4	4-6
1972	4-2	3-3	7-5	1989	1-5	0-6	1-11	2006	2-3	1-2	3-5
1973	3-3	2-4	5-7	1990	4-2	3-3	7-5	2007	2-1	1-4	3-5
1974	5-1	2-4	7-5	1991	4-2	3-3	7-5	2008	2-4	1-2	3-6
1975	2-3	3-3	5-6	1992	3-3	2-4	5-7	2009	2-1	3-3	5-4
1976	4-2	2-4	6-6	1993	4-2	4-2	8-4	2010	4-2	2-2	6-4
1977	2-3	4-1	6-4	1994	1-2	3-1	4-3	2011	2-2	1-2	3-4
1978	3-3	4-1	7-4	1995	0-4	2-2	2-6	2012	5-2	0-3	5-5
1979	4-2	4-2	8-4	1996	5-1	1-5	6-6	2013	0-3	0-3	0-6
1980	2-4	5-1	7-5	1997	5-1	1-4	6-5	2014	2-1	1-3	3-4
1981	2-1	1-2	3-3	1998	2-4	1-4	3-8	2015	1-2	0-4	1-6
1982	3-3	4-2	7-5	1999	3-3	2-2	5-5	2016	1-2	1-2	2-4
1983	4-2	4-2	8-4	2000	2-2	3-3	5-5	2017	1-2	2-2	3-4
1984	3-3	5-1	8-4	2001	3-3	1-2	4-5				
1985	2-4	2-4	4-8	2002	0-3	1-5	1-8				

MINNESOTA TWINS

Team Information

Mailing Address.....Target Field
1 Twins Way
Minneapolis, MN 55403

2017 Record (Place).....85-77 (2nd in AL Central)

Executive Vice President, Chief Baseball Officer.....Derek Falvey
Manager.....Paul Molitor

Twins Record.....227-259 (Three seasons)
Career Record.....227-259 (Three seasons)

Senior Director, Communications.....Dustin Morse

Office Number.....(612) 659-3472

Senior Manager, Communications.....Mitch Hestad

Office Number.....(612) 659-3473

Tigers vs. Twins in 2017 (All-Time)*.....8-11 (1119-1020-17)

Tigers vs. Twins in Minnesota (All-Time)*.....5-4 (527-539-9)

Tigers vs. Twins in Detroit (All-Time)*.....3-7 (592-481-8)

Tigers All-Time vs. Twins at Comerica Park.....84-81

*All-time records include Washington Senators, 1901-60

Series Records vs. Twins

Longest Winning Streak, Tigers.....11 (9/2/2010-7/22/2011)

Longest Winning Streak, Twins.....16 (5/6/2002-8/1/2003)

Largest Margin of Victory, Tigers... 17 (Twice; last, 4/29/2006, at DET 18, MIN 1)

Largest Margin of Victory, Twins.....16 (8/5/1929, at WAS 21, DET 5)

Most Runs Scored, Tigers.....19 (5/24/2008 at DET)

Most Runs Scored, Twins.....24 (4/24/1996 at DET)

Most Runs Scored, by Both Teams.....35 (4/24/1996 at DET)

Longest Game, Innings.....18 (Twice; last, 8/4/1918, at DET 7, WAS 6)

Tigers Best Record, Season Series......818 (Twice; last, 1949)

Tigers Best Record, Season Series, Home.....1.000 (1981)

Tigers Best Record, Season Series, Road.....1.000 (2016)

Tigers Worst Record, Season Series......083 (1988)

Tigers Worst Record, Season Series, Home......167 (Six times; last, 1993)

Tigers Worst Record, Season Series, Road......000 (1988)

Note: Best/worst records determined by percentage

2017 Series Scores

In Minnesota (5-4)		In Detroit (3-7)	
4/21 L, 6-3	4/11 W, 2-1		
4/22 W, 5-4	4/12 W, 5-3		
4/23 W, 13-4	4/13 L, 11-5		
7/21 W, 6-3	8/11 L, 9-4		
7/22 L, 6-5	8/12 W, 12-11		
7/23 W, 9-6	8/13 L, 6-4		
9/29 L, 6-3	9/21 L, 12-1		
9/30 W, 3-2	9/22 L, 7-3		
10/1 L, 5-1	9/23 L, 10-4		
	9/24 L, 10-4		

Year-by-Year Series Results

(Tigers Won-Lost Since Beginning of Divisional Play)

Year	Home	Road	Total	Year	Home	Road	Total	Year	Home	Road	Total
1969	3-3	3-3	6-6	1986	4-2	3-3	7-5	2003	3-7	1-8	4-15
1970	2-4	2-4	4-8	1987	4-2	4-2	8-4	2004	2-7	5-5	7-12
1971	4-2	2-4	6-6	1988	1-5	0-6	1-11	2005	6-4	2-7	8-11
1972	4-2	5-1	9-3	1989	3-3	2-4	5-7	2006	7-2	4-6	11-8
1973	2-4	3-3	5-7	1990	2-4	4-2	6-6	2007	4-5	8-1	12-6
1974	2-4	1-5	3-9	1991	3-3	1-5	4-8	2008	4-5	3-6	7-11
1975	1-5	3-3	4-8	1992	1-5	2-4	3-9	2009	5-4	2-8	7-12
1976	1-5	3-3	4-8	1993	1-5	5-1	6-6	2010	7-2	2-7	9-9
1977	3-2	2-3	5-5	1994	2-1	1-2	3-3	2011	7-2	7-2	14-4
1978	2-3	2-3	4-6	1995	3-3	4-2	7-5	2012	3-6	7-2	10-8
1979	2-4	2-4	4-8	1996	3-3	3-3	6-6	2013	6-4	5-4	11-8
1980	3-3	3-3	6-6	1997	3-2	1-5	4-7	2014	5-5	4-5	9-10
1981	6-0	3-3	9-3	1998	4-2	4-2	8-4	2015	6-3	5-5	11-8
1982	5-1	4-2	9-3	1999	2-4	4-2	6-6	2016	6-4	9-0	15-4
1983	5-1	4-2	9-3	2000	4-2	3-4	7-6	2017	5-4	3-7	8-11
1984	4-2	5-1	9-3	2001	3-7	1-8	4-15				
1985	1-5	2-4	3-9	2002	3-5	1-9	4-14				



AMERICAN LEAGUE OPPONENTS

NEW YORK YANKEES

Team Information

Mailing Address..... Yankee Stadium
One East 161st Street
Bronx, NY 10451

2017 Record (Place)..... 91-71 (2nd in AL East)

Senior Vice President, General Manager..... Brian Cashman
Manager..... Aaron Boone

Yankees Record..... 0-0 (First season)
Career Record..... 0-0 (First season)

Vice President, Communications and Media Relations..... Jason Zillo
Office Number..... (718) 579-4515

Assistant Director, Baseball Info. & Public Comm..... Michael Margolis
Office Number..... (718) 579-4503

Tigers vs. Yankees in 2017 (All-Time)*..... 3-3 (945-1067-9)
Tigers vs. Yankees in New York (All-Time)*..... 2-1 (422-581-4)
Tigers vs. Yankees in Detroit (All-Time)*..... 1-2 (523-486-5)
Tigers All-Time vs. Yankees at Comerica Park..... 35-35

*All-time records include Baltimore Orioles, 1901-02

Series Records vs. Yankees

Longest Winning Streak, Tigers..... 12 (6/10/1908-8/18/1908)
Longest Winning Streak, Yankees..... 11 (7/12/1942-9/17/1942)
Largest Margin of Victory, Tigers..... 18 (6/17/1925, DET 19, at NYY 1)
Largest Margin of Victory, Yankees..... 20 (5/2/1939, NYY 22, at DET 2)
Most Runs Scored, Tigers..... 19 (Twice; last, 9/29/1928 at DET)
Most Runs Scored, Yankees..... 22 (5/2/1939 at DET)
Most Runs Scored, by Both Teams..... 30 (Twice; last, 8/14/1929 at DET)
Longest Game, Innings..... 22 (6/24/1962, NYY 9, at DET 7)
Tigers Best Record, Season Series..... .773 (1915)
Tigers Best Record, Season Series, Home..... 1.000 (1988)
Tigers Best Record, Season Series, Road..... 1.000 (2008)
Tigers Worst Record, Season Series..... .111 (2002)
Tigers Worst Record, Season Series, Home..... .000 (Twice; last, 2002)
Tigers Worst Record, Season Series, Road..... .000 (Five times; last, 2009)

Note: Best/worst records determined by percentage

2017 Series Scores

In New York (2-1)		In Detroit (1-2)	
7/31	L, 7-3	8/22	L, 13-4
8/1	W, 4-3	8/23	L, 10-2
8/2	W, 2-0	8/24	W, 10-6

Year-by-Year Series Results

(Tigers Won-Lost Since Beginning of Divisional Play)

Year	Home	Road	Total	Year	Home	Road	Total	Year	Home	Road	Total
1969	5-4	5-4	10-8	1986	3-3	3-4	6-7	2003	1-2	0-3	1-5
1970	5-4	2-7	7-11	1987	4-3	1-5	5-8	2004	2-2	2-1	4-3
1971	6-3	4-5	10-8	1988	6-0	2-5	8-5	2005	1-2	0-3	1-5
1972	3-4	4-5	7-9	1989	5-2	1-5	6-7	2006	1-3	1-2	2-5
1973	5-4	2-7	7-11	1990	3-3	4-3	7-6	2007	3-1	1-3	4-4
1974	5-4	6-3	11-7	1991	5-2	3-3	8-5	2008	1-2	3-0	4-2
1975	2-7	4-5	6-12	1992	2-4	3-4	5-8	2009	1-2	0-3	1-5
1976	4-4	5-4	9-8	1993	3-4	1-5	4-9	2010	3-1	1-3	4-4
1977	2-6	4-3	6-9	1994	1-2	2-1	3-3	2011	3-1	1-2	4-3
1978	2-5	2-6	4-11	1995	3-4	2-4	5-8	2012	3-4	1-2	4-6
1979	4-3	3-3	7-6	1996	2-4	3-4	5-8	2013	2-1	1-2	3-3
1980	3-3	2-5	5-8	1997	0-6	2-4	2-10	2014	2-1	1-3	3-4
1981	3-4	0-3	3-7	1998	2-3	1-5	3-8	2015	1-3	1-2	2-5
1982	4-2	4-3	8-5	1999	4-2	1-5	5-7	2016	1-2	2-1	3-3
1983	2-5	3-3	5-8	2000	5-1	3-3	8-4	2017	1-2	2-1	3-3
1984	4-2	3-4	7-6	2001	4-2	0-3	4-5				
1985	6-1	3-2	9-3	2002	0-3	1-5	1-8				

OAKLAND ATHLETICS

Team Information

Mailing Address..... Oakland Coliseum
7000 Coliseum Way
Oakland, CA 94621

2017 Record (Place)..... 75-87 (5th in AL West)

Executive Vice President, Baseball Operations..... Billy Beane
Manager..... Bob Melvin

Athletics Record..... 537-534 (Seven seasons)
Career Record..... 1030-1042 (14 seasons)

Manager, Baseball Communications..... Fernando Alcalá
Office Number..... (510) 563-2236

Manager, Baseball Information..... Mike Selleck
Office Number..... (510) 563-2233

Tigers vs. Athletics in 2017 (All-Time)*..... 1-5 (1000-925-14)
Tigers vs. Athletics in Oakland (All-Time)*..... 1-2 (441-518-9)
Tigers vs. Athletics in Detroit (All-Time)*..... 0-3 (559-407-5)
Tigers All-Time vs. Athletics at Comerica Park..... 28-37

*All-time records include Philadelphia A's, 1901-54 and Kansas City A's, 1955-67

Series Records vs. Athletics

Longest Winning Streak, Tigers..... 10 (Four times; last, 5/5/1946-7/20/1946)
Longest Winning Streak, Athletics..... 11 (8/10/1902-9/4/1902)
Largest Margin of Victory, Tigers..... 19 (7/17/1908, DET 21, at PHI 2)
Largest Margin of Victory, Athletics..... 22 (5/18/1912, at PHI 24, DET 2)
Most Runs Scored, Tigers..... 21 (7/17/1908 at PHI)
Most Runs Scored, Athletics..... 24 (5/18/1912 at PHI)
Most Runs Scored, by Both Teams..... 31 (7/23/1961 at KC)
Longest Game, Innings..... 24 (7/21/1945, DET 1, at PHI 1)
Tigers Best Record, Season Series..... .818 (1916)
Tigers Best Record, Season Series, Home... 1.000 (Three times; last, 2014)
Tigers Best Record, Season Series, Road..... 1.000 (2010)
Tigers Worst Record, Season Series..... .143 (Twice; last, 2002)
Tigers Worst Record, Season Series, Home..... .000 (Four times; last, 2017)
Tigers Worst Record, Season Series, Road..... .000 (Five times; last, 2008)

Note: Best/worst records determined by percentage

2017 Series Scores

In Oakland (1-2)		In Detroit (0-3)	
5/5	W, 7-2	9/18	L, 8-3
5/6	L, 6-5	9/19	L, 9-8
5/7	L, 8-6	9/20	L, 3-2

Year-by-Year Series Results

(Tigers Won-Lost Since Beginning of Divisional Play)

Year	Home	Road	Total	Year	Home	Road	Total	Year	Home	Road	Total
1969	4-2	3-3	7-5	1986	4-2	2-4	6-6	2003	2-4	1-2	3-6
1970	3-3	3-3	6-6	1987	3-3	2-4	5-7	2004	1-2	3-3	4-5
1971	2-4	2-4	4-8	1988	2-4	2-4	4-8	2005	1-2	0-3	1-5
1972	2-4	2-4	4-8	1989	2-4	2-4	4-8	2006	2-1	3-3	5-4
1973	5-1	2-4	7-5	1990	4-2	2-4	6-6	2007	2-2	2-4	4-6
1974	2-4	3-3	5-7	1991	2-4	2-4	4-8	2008	3-3	0-3	3-6
1975	2-4	4-2	6-6	1992	4-2	2-4	6-6	2009	3-0	2-4	5-4
1976	4-2	2-4	6-6	1993	5-1	3-3	8-4	2010	1-3	2-0	3-3
1977	3-2	2-3	5-5	1994	5-1	0-3	5-4	2011	1-1	4-4	5-5
1978	3-2	3-2	6-4	1995	2-1	0-2	2-3	2012	2-1	2-2	4-3
1979	3-3	4-2	7-5	1996	1-5	3-3	4-8	2013	1-3	2-1	3-4
1980	4-2	2-4	6-6	1997	4-2	3-2	7-4	2014	3-0	2-2	5-2
1981	0-0	1-2	1-2	1998	4-1	3-3	7-4	2015	0-3	2-1	2-4
1982	5-1	4-2	9-3	1999	2-4	2-2	4-6	2016	3-1	1-2	4-3
1983	4-2	2-4	6-6	2000	3-1	3-3	6-4	2017	0-3	1-2	1-5
1984	6-0	3-3	9-3	2001	0-4	1-2	1-6				
1985	4-2	4-2	8-4	2002	0-3	1-3	1-6				



SEATTLE MARINERS

Team Information

Mailing Address..... Safeco Field
 1250 First Avenue South
 Seattle, WA 98134
 2017 Record (Place)..... 78-84 (T-3rd in AL West)
 Executive Vice President, Baseball Operations and General Manager... Jerry Dipoto
 Manager..... Scott Servais
 Mariners Record..... 164-160 (Two seasons)
 Career Record..... 164-160 (Two seasons)
 Vice President, Communications..... Tim Hevly
 Office Number..... (206) 346-4402
 Senior Manager, Baseball Information..... Kelly Munro
 Office Number..... (206) 346-4401
 Tigers vs. Mariners in 2017 (All-Time)..... 1-6 (214-190-1)
 Tigers vs. Mariners in Seattle (All-Time)..... 0-4 (92-107)
 Tigers vs. Mariners in Detroit (All-Time)..... 1-2 (122-83-1)
 Tigers All-Time vs. Mariners at Comerica Park..... 40-37

Series Records vs. Mariners

Longest Winning Streak, Tigers..... 11 (6/3/1980-5/1/1981)
 Longest Winning Streak, Mariners..... 8 (4/27/2003-4/30/2004)
 Largest Margin of Victory, Tigers..... 17 (4/17/1993, at DET 20, SEA 3)
 Largest Margin of Victory, Mariners..... 16 (4/29/1999, at SEA 22, DET 6)
 Most Runs Scored, Tigers..... 20 (4/17/1993 at DET)
 Most Runs Scored, Mariners..... 22 (4/29/1999 at SEA)
 Most Runs Scored, by Both Teams..... 28 (4/29/1999 at SEA)
 Longest Game, Innings..... 16 (5/16/1978, at DET 4, SEA 2)
 Tigers Best Record, Season Series..... 833 (Twice; last, 1981)
 Tigers Best Record, Season Series, Home..... 1,000 (Six times; last, 2016)
 Tigers Best Record, Season Series, Road..... 1,000 (2000)
 Tigers Worst Record, Season Series..... 111 (2003)
 Tigers Worst Record, Season Series, Home..... 000 (Twice; last, 2012)
 Tigers Worst Record, Season Series, Road..... 000 (Three times; last, 2017)

Note: Best/worst records determined by percentage

2017 Series Scores

In Seattle (0-4)	In Detroit (1-2)
6/19 L, 6-2	4/25 W, 19-9
6/20 L, 5-4 (10)	4/26 L, 8-0
6/21 L, 7-5	4/27 L, 2-1
6/22 L, 9-6	

Year-by-Year Series Results

(Tigers Won-Lost Since Beginning of Divisional Play)

Year	Home	Road	Total	Year	Home	Road	Total	Year	Home	Road	Total
1977	1-4	4-2	5-6	1991	5-1	3-3	8-4	2005	4-2	1-2	5-4
1978	5-0	3-2	8-2	1992	4-2	5-1	9-3	2006	1-2	5-1	6-3
1979	4-2	3-3	7-5	1993	5-1	2-4	7-5	2007	4-2	2-2	6-4
1980	6-0-1	4-2	10-2-1	1994	5-1	1-2	6-3	2008	3-0	4-3	7-3
1981	2-0	3-1	5-1	1995	4-0	1-5	5-5	2009	3-3	2-1	5-4
1982	4-2	2-4	6-6	1996	4-2	2-4	6-6	2010	2-1	1-4	3-5
1983	5-1	3-3	8-4	1997	1-5	3-2	4-7	2011	2-5	2-1	4-6
1984	5-1	1-5	6-6	1998	1-5	2-3	3-8	2012	0-3	1-2	1-5
1985	1-5	4-2	5-7	1999	1-3	2-4	3-7	2013	3-1	2-1	5-2
1986	4-2	2-4	6-6	2000	4-2	3-0	7-2	2014	1-2	1-2	2-4
1987	4-2	3-3	7-5	2001	1-2	1-3	2-5	2015	2-2	2-1	4-3
1988	5-1	4-2	9-3	2002	2-2	0-3	2-5	2016	4-0	0-3	4-3
1989	3-3	1-5	4-8	2003	0-3	1-5	1-8	2017	1-2	0-4	1-6
1990	3-3	4-2	7-5	2004	3-3	2-1	5-4				

TAMPA BAY RAYS

Team Information

Mailing Address..... Tropicana Field
 One Tropicana Drive
 St. Petersburg, FL 33705
 2017 Record (Place)..... 80-82 (3rd in AL East)
 President..... Matt Silverman
 Manager..... Kevin Cash
 Rays Record..... 228-258 (Three seasons)
 Career Record..... 228-258 (Three seasons)
 Senior Director, Communications..... Dave Haller
 Office Number..... (727) 825-3485
 Manager, Communications..... Craig Vanderkam
 Office Number..... (727) 825-3473
 Tigers vs. Rays in 2017 (All-Time)..... 2-5 (74-69)
 Tigers vs. Rays in Tampa Bay (All-Time)..... 0-3 (36-36)
 Tigers vs. Rays in Detroit (All-Time)..... 2-2 (38-33)
 Tigers All-Time vs. Rays at Comerica Park..... 35-28

Series Records vs. Rays

Longest Winning Streak, Tigers..... 6 (Twice; last, 5/21-7/3/2016)
 Longest Winning Streak, Rays..... 6 (7/26/2010-8/10/2010)
 Largest Margin of Victory, Tigers..... 16 (5/18/2001, DET 18, at TB 2)
 Largest Margin of Victory, Rays... 8 (Seven times; last, 6/18/2017, TB 9, at DET 1)
 Most Runs Scored, Tigers..... 18 (5/18/2001 at TB)
 Most Runs Scored, Rays..... 14 (5/3/1999 at TB)
 Most Runs Scored, by Both Teams..... 20 (Twice; last, 5/18/2001 at TB)
 Longest Game, Innings..... 13 (Twice; last, 9/8/2015, at DET 8, TB 7)
 Tigers Best Record, Season Series..... 857 (Twice; last, 2016)
 Tigers Best Record, Season Series, Home..... 1,000 (2011)
 Tigers Best Record, Season Series, Road..... 1,000 (Twice; last, 2016)
 Tigers Worst Record, Season Series..... 143 (2010)
 Tigers Worst Record, Season Series, Home..... 250 (2014)
 Tigers Worst Record, Season Series, Road..... 000 (Four times; last, 2017)

Note: Best/worst records determined by percentage

2017 Series Scores

In Tampa Bay (0-3)	In Detroit (2-2)
4/18 L, 5-1	6/15 W, 5-3
4/19 L, 8-7	6/16 W, 13-4
4/20 L, 8-1	6/17 L, 3-2
	6/18 L, 9-1

Year-by-Year Series Results

(Tigers Won-Lost Since Beginning of Divisional Play)

Year	Home	Road	Total	Year	Home	Road	Total	Year	Home	Road	Total
1998	2-3	3-3	5-6	2004	1-2	2-1	3-3	2011	3-0	3-1	6-1
1999	1-2	3-3	4-5	2005	2-1	3-1	5-2	2012	2-1	3-1	5-2
2000	2-4	2-1	4-5	2006	3-1	2-2	5-3	2013	2-1	1-2	3-3
2001	2-1	2-1	4-2	2007	2-2	1-2	3-4	2014	1-3	2-1	3-4
2002	2-1	0-3	2-4	2008	3-1	0-3	3-4	2015	2-1	1-2	3-3
2003	1-2	1-2	2-4	2009	2-2	3-0	5-2	2016	2-1	4-0	6-1
2003	1-2	1-2	2-4	2010	1-2	0-4	1-6	2017	2-2	0-3	2-5



AMERICAN LEAGUE OPPONENTS

TEXAS RANGERS

Team Information

Mailing Address..... Globe Life Park in Arlington
1000 Ballpark Way
Arlington, TX 76011

2017 Record (Place)..... 78-84 (T-3rd in AL West)

President, Baseball Operations and General Manager..... Jon Daniels
Manager..... Jeff Banister

Rangers Record..... 261-225 (Three seasons)
Career Record..... 261-225 (Three seasons)

Executive Vice President, Communications..... John Blake
Office Number..... (817) 273-5208

Senior Director, Media Relations..... Rich Rice
Office Number..... (817) 273-5204

Tigers vs. Rangers in 2017 (All-Time)*..... 1-5 (359-316)
Tigers vs. Rangers in Texas (All-Time)*..... 0-3 (170-165)
Tigers vs. Rangers in Detroit (All-Time)*..... 1-2 (189-151)
Tigers All-Time vs. Rangers at Comerica Park..... 40-38

*All-time records include Washington Senators, 1961-71

Series Records vs. Rangers

Longest Winning Streak, Tigers..... 9 (7/3-9/12/1964)
Longest Winning Streak, Rangers... 7 (Twice; last, 8/9/1980-5/18/1981)
Largest Margin of Victory, Tigers... 13 (Five times; last, 4/10/2009, at DET 15, TEX 2)
Largest Margin of Victory, Rangers..... 13 (5/3/1977, TEX 13, at DET 0)
Most Runs Scored, Tigers..... 19 (Twice; last, 4/23/2008 at DET)
Most Runs Scored, Rangers ... 16 (Three times; last, 5/8/2004 at TEX, 10 inn.)
Most Runs Scored, by Both Teams..... 31 (5/8/2004 at TEX, 10 inn.)
Longest Game, Innings..... 16 (8/18/2003, TEX 4, at DET 2)
Tigers Best Record, Season Series..... .889 (2001)
Tigers Best Record, Season Series, Home.... 1.000 (Four times; last, 2009)
Tigers Best Record, Season Series, Road..... 1.000 (Twice; last, 2014)
Tigers Worst Record, Season Series..... .083 (1975)
Tigers Worst Record, Season Series, Home... .000 (Three times; last, 2016)
Tigers Worst Record, Season Series, Road..... .000 (Twice; last, 2017)

Note: Best/worst records determined by percentage

2017 Series Scores

In Texas (0-3)		In Detroit (1-2)	
8/14	L, 6-2	5/19	L, 5-3
8/15	L, 10-4	5/20	W, 9-3
8/16	L, 12-6	5/21	L, 5-2

Year-by-Year Series Results

(Tigers Won-Lost Since Beginning of Divisional Play)

Year	Home	Road	Total	Year	Home	Road	Total	Year	Home	Road	Total
1969	2-7	5-4	7-11	1986	5-1	2-4	7-5	2003	0-3	1-3	1-6
1970	3-6	6-3	9-9	1987	5-1	3-3	8-4	2004	2-4	2-1	4-5
1971	8-1	6-3	14-4	1988	4-2	4-2	8-4	2005	2-1	2-1	4-2
1972	5-1	5-1	10-2	1989	2-4	2-4	4-8	2006	2-4	3-1	5-5
1973	4-2	1-5	5-7	1990	2-4	4-2	6-6	2007	3-3	2-1	5-4
1974	3-3	2-4	5-7	1991	5-1	1-5	6-6	2008	3-0	3-3	6-3
1975	0-6	1-5	1-11	1992	2-4	6-0	8-4	2009	6-0	1-2	7-2
1976	3-3	2-4	5-7	1993	3-3	3-3	6-6	2010	1-2	2-4	3-6
1977	1-4	1-4	2-8	1994	4-2	1-5	5-7	2011	4-2	2-1	6-3
1978	3-2	4-1	7-3	1995	2-4	2-4	4-8	2012	1-3	2-4	3-7
1979	4-2	2-4	6-6	1996	3-4	1-5	4-9	2013	2-1	1-3	3-4
1980	1-5	3-3	4-8	1997	4-1	3-3	7-4	2014	1-3	3-0	4-3
1981	5-1	4-2	9-3	1998	2-3	1-5	3-8	2015	1-3	1-2	2-5
1982	5-1	3-3	8-4	1999	3-1	2-4	5-5	2016	0-3	2-1	2-4
1983	4-2	4-2	8-4	2000	3-3	2-2	5-5	2017	1-2	0-3	1-5
1984	6-0	4-2	10-2	2001	3-0	5-1	8-1				
1985	3-3	4-2	7-5	2002	5-1	0-3	5-4				

TORONTO BLUE JAYS

Team Information

Mailing Address..... Rogers Centre
1 Blue Jays Way, Suite 3200
Toronto, ON M5V 1J1

2017 Record (Place)..... 76-86 (4th in AL East)

Executive Vice President and General Manager..... Ross Atkins
Manager..... John Gibbons

Blue Jays Record..... 720-700 (10 seasons)
Career Record..... 720-700 (10 seasons)

Vice President, Baseball Media..... Jay Stenhouse
Office Number..... (416) 341-1248

Tigers vs. Blue Jays in 2017 (All-Time)..... 3-3 (193-226)
Tigers vs. Blue Jays in Toronto (All-Time)..... 1-2 (89-122)
Tigers vs. Blue Jays in Detroit (All-Time)..... 2-1 (104-104)
Tigers All-Time vs. Blue Jays at Comerica Park..... 29-33

Series Records vs. Blue Jays

Longest Winning Streak, Tigers..... 6 (9/24/1980-4/11/1981)
Longest Winning Streak, Blue Jays..... 9 (6/11/1989-9/25/1989)
Largest Margin of Victory, Tigers..... 13 (6/13/2000, at DET 16, TOR 3)
Largest Margin of Victory, Blue Jays..... 15 (7/6/1996, TOR 15, at DET 0)
Most Runs Scored, Tigers..... 18 (6/20/2000 at TOR)
Most Runs Scored, Blue Jays..... 15 (Three times; last, 8/29/2015 at TOR)
Most Runs Scored by Both Teams..... 26 (8/6/1992 at DET)
Longest Game, Innings..... 19 (5/10/2014, DET 5, at TOR 6)
Tigers Best Record, Season Series..... .692 (1979, 1980)
Tigers Best Record, Season Series, Home. 1.000 (Three times; last, 2012)
Tigers Best Record, Season Series, Road..... 1.000 (2004)
Tigers Worst Record, Season Series..... .000 (2002)
Tigers Worst Record, Season Series, Home..... .000 (Twice; last, 2014)
Tigers Worst Record, Season Series, Road... .000 (Three times; last, 2015)

Note: Best/worst records determined by percentage

2017 Series Scores

In Toronto (1-2)		In Detroit (2-1)	
9/8	W, 5-4	7/14	L, 7-2
9/9	L, 5-4	7/15	W, 11-1
9/10	L, 8-2	7/16	W, 6-5 (11)

Year-by-Year Series Results

(Tigers Won-Lost Since Beginning of Divisional Play)

Year	Home	Road	Total	Year	Home	Road	Total	Year	Home	Road	Total
1977	7-0	3-5	10-5	1991	3-3	2-5	5-8	2005	3-0	1-3	4-3
1978	4-4	5-2	9-6	1992	3-4	2-4	5-8	2006	1-2	2-1	3-3
1979	3-3	6-1	9-4	1993	3-3	3-4	6-7	2007	2-1	2-2	4-3
1980	4-3	5-1	9-4	1994	2-1	3-3	5-4	2008	1-3	2-2	3-5
1981	3-3	3-1	6-4	1995	3-3	4-3	7-6	2009	2-2	1-3	3-5
1982	4-3	2-4	6-7	1996	3-4	3-3	6-7	2010	2-2	2-2	4-4
1983	3-3	3-4	6-7	1997	4-2	2-4	6-6	2011	1-1	3-1	4-2
1984	4-3	4-2	8-5	1998	4-2	1-4	5-6	2012	3-0	1-2	4-2
1985	4-2	2-5	6-7	1999	1-5	1-5	2-10	2013	2-1	3-1	5-2
1986	2-5	2-4	4-9	2000	2-4	1-5	3-9	2014	0-3	1-2	1-5
1987	4-2	3-4	7-6	2001	1-2	1-2	2-4	2015	2-1	0-3	2-4
1988	3-4	2-4	5-8	2002	0-3	0-3	0-6	2016	2-1	1-3	3-4
1989	1-5	1-6	2-11	2003	2-4	0-3	2-7	2017	2-1	1-2	3-3
1990	3-4	2-4	5-8	2004	1-2	3-0	4-2				

NATIONAL LEAGUE OPPONENTS



CHICAGO CUBS

Team Information

Mailing Address.....	Wrigley Field
	1060 W. Addison Street
	Chicago, IL 60613
2017 Record (Place).....	92-70 (1st in NL Central)
President, Baseball Operations.....	Theo Epstein
Manager.....	Joe Maddon
Cubs Record.....	292-193 (Three seasons)
Career Record.....	1073-922 (14 seasons)
Director, Media Relations.....	Peter Chase
Office Number.....	(773) 404-4020
Assistant Director, Media Relations.....	Jason Carr
Office Number.....	(773) 404-4023
Tigers vs. Cubs in 2017 (All-Time).....	DNP (16-5)
Tigers vs. Cubs in Chicago (All-Time).....	DNP (9-2)
Tigers vs. Cubs in Detroit (All-Time).....	DNP (7-3)
Tigers All-Time vs. Cubs at Comerica Park.....	5-3

Series Records vs. Cubs

Longest Winning Streak, Tigers.....	7 (7/8/2001-6/25/2009)
Longest Winning Streak, Cubs.....	2 (7/6-7/2001)
Largest Margin of Victory, Tigers.....	9 (6/18/2006, at CHI 3, DET 12)
Largest Margin of Victory, Cubs.....	9 (6/10/2015, at DET 3, CHI 12)
Most Runs Scored, Tigers.....	15 (8/19/2015 at CHI)
Most Runs Scored, Cubs.....	15 (7/6/2001 at DET)
Most Runs Scored by Both Teams.....	24 (7/6/2001 at DET)
Longest Game, Innings.....	12 (6/4/2000, DET 3, at CHI 2)
Tigers Best Record, Season Series.....	1.000 (Three times; last 2009)
Tigers Best Record, Season Series, Home.....	1.000 (Twice; last, 2009)
Tigers Best Record, Season Series, Road.....	1.000 (Twice; last, 2015)
Tigers Worst Record, Season Series.....	.333 (2001)
Tigers Worst Record, Season Series, Home.....	.333 (2001)
Tigers Worst Record, Season Series, Road.....	.667 (Twice; last, 2012)

Note: Best/worst records determined by percentage

2017 Series Scores

Teams Did Not Play in 2017

Year-by-Year Series Results

(Tigers Won-Lost Since Beginning of Divisional Play)

Year	Home	Road	Total	Year	Home	Road	Total	Year	Home	Road	Total
1998	2-0	0-0	2-0	2006	0-0	3-0	3-0	2015	1-1	2-0	3-1
2000	0-0	2-1	2-1	2009	3-0	0-0	3-0				
2001	1-2	0-0	1-2	2012	0-0	2-1	2-1				

CINCINNATI REDS

Team Information

Mailing Address.....	Great American Ball Park
	100 Joe Nuxhall Way
	Cincinnati, OH 45202
2017 Record (Place).....	68-94 (5th in NL Central)
President, Baseball Operations and General Manager.....	Dick Williams
Manager.....	Bryan Price
Reds Record.....	276-372 (Four seasons)
Career Record.....	276-372 (Four seasons)
Vice President, Media Relations.....	Rob Butcher
Office Number.....	(513) 675-7090
Director, Media Relations.....	Larry Herms
Office Number.....	(513) 765-7092
Tigers vs. Reds in 2017 (All-Time).....	DNP (11-11)
Tigers vs. Reds in Cincinnati (All-Time).....	DNP (6-5)
Tigers vs. Reds in Detroit (All-Time).....	DNP (5-6)
Tigers All-Time vs. Cincinnati at Comerica Park.....	5-3

Series Records vs. Reds

Longest Winning Streak, Tigers.....	3 (6/9/2012-6/15/2015)
Longest Winning Streak, Reds.....	3 (Twice; last, 6/16-7/24/2015)
Largest Margin of Victory, Tigers.....	6 (6/15/2015, CIN 0, at DET 6)
Largest Margin of Victory, Reds.....	8 (7/16/2001 at CIN 9, DET 1)
Most Runs Scored, Tigers.....	9 (7/18/1999 at CIN)
Most Runs Scored, Reds.....	12 (8/24/2015 at CIN)
Most Runs Scored by Both Teams.....	17 (Twice; last, 8/24/2015 at CIN)
Longest Game, Innings.....	13 (Twice; last, 6/17/2015, DET 4 at CIN 8)
Tigers Best Record, Season Series.....	.667 (Five times; last, 2012)
Tigers Best Record, Season Series, Home.....	.667 (Twice; last, 2006)
Tigers Best Record, Season Series, Road.....	.667 (Three times; last, 2012)
Tigers Worst Record, Season Series.....	.000 (1998)
Tigers Worst Record, Season Series, Home.....	.000 (1998)
Tigers Worst Record, Season Series, Road.....	.000 (2015)

Note: Best/worst records determined by percentage

2017 Series Scores

Teams Did Not Play in 2017

Year-by-Year Series Results

(Tigers Won-Lost Since Beginning of Divisional Play)

Year	Home	Road	Total	Year	Home	Road	Total	Year	Home	Road	Total
1998	0-3	0-0	0-3	2001	0-0	2-1	2-1	2015	1-1	0-2	1-3
1999	0-0	2-1	2-1	2006	2-1	0-0	2-1				
2000	2-1	0-0	2-1	2012	0-0	2-1	2-1				

COMERICA PARK FIRSTS

FIRST PITCH: April 11, 2000 -- 1:18 p.m. (Brian Moehler, strike to Seattle's Mark McLemore with umpire Rick Reed behind the plate)

FIRST HIT: April 11, 2000 -- Seattle's John Olerud, double, top of first off of Brian Moehler

FIRST SINGLE: April 11, 2000 -- Gregg Jefferies, bottom of first off of Seattle's Freddy Garcia

FIRST DOUBLE: April 11, 2000 -- Seattle's John Olerud, top of first off of Brian Moehler

FIRST TRIPLE: April 11, 2000 -- Luis Polonia, bottom of first off of Seattle's Freddy Garcia

FIRST HOME RUN: April 14, 2000 -- Juan Gonzalez, bottom of third off Tampa Bay's Ryan Rupe

With Gonzalez's three-run shot, it marked the longest stretch without a home run of any new ballpark opened since 1989

FIRST RBI: April 11, 2000 -- Gregg Jefferies, bottom of first

FIRST STOLEN BASE: April 12, 2000 -- Seattle's Mark McLemore off Dave Micki/Brad Ausmus, second base

FIRST SHUTOUT: April 12, 2000 -- Seattle's Aaron Sele, 4-0

FIRST GRAND SLAM: April 19, 2000 -- Boston's Trot Nixon, top of the sixth off Jim Poole

FIRST TIGERS GRAND SLAM: June 27, 2000 -- Dean Palmer, bottom of fifth off New York's David Cone

FIRST INSIDE-THE-PARK HOME RUN: September 2, 2000 -- Juan Gonzalez, bottom of the first off Texas' Kenny Rogers



NATIONAL LEAGUE OPPONENTS

MILWAUKEE BREWERS

Team Information

Mailing Address	Miller Park One Brewers Way Milwaukee, WI 53214
2017 Record (Place)	86-76 (2nd in NL Central)
General Manager	David Stearns
Manager	Craig Counsell
Brewers Record	220-241 (Three seasons)
Career Record	220-241 (Three seasons)
Senior Vice President, Communications	Tyler Barnes
Office Number	(414) 902-4468
Senior Director, Media Relations	Mike Vassallo
Office Number	(414) 902-4473
Tigers vs. Brewers in 2017 (All-Time)	DNP (222-199)
Tigers vs. Brewers in Milwaukee (All-Time)	DNP (106-101)
Tigers vs. Brewers in Detroit (All-Time)	DNP (116-98)
Tigers All-Time vs. Brewers at Comerica Park	7-5

Series Records vs. Brewers

Longest Winning Streak, Tigers	9 (Twice; last, 5/30-8/21/1971)
Longest Winning Streak, Brewers	6 (8/27-9/4/1988)
Largest Margin of Victory, Tigers	15 (8/22/1997, DET 16, at MIL 1)
Largest Margin of Victory, Brewers	14 (5/1/1975, at MIL 17, DET 3)
Most Runs Scored, Tigers	16 (8/22/1997 at MIL)
Most Runs Scored, Brewers	20 (7/16/1996 at MIL)
Most Runs Scored by Both Teams	27 (7/16/1996 at MIL)
Longest Game, Innings	15 (7/8/2000, DET 4, at MIL 2)
Tigers Best Record, Season Series	1,000 (2009)
Tigers Best Record, Season Series, Home	1,000 (Twice; last, 2009)
Tigers Best Record, Season Series, Road	833 (Twice; last, 1971)
Tigers Worst Record, Season Series	231 (Twice; last, 1990)
Tigers Worst Record, Season Series, Home	143 (Twice; last, 1990)
Tigers Worst Record, Season Series, Road	.000 (1975)

Note: Best/worst records determined by percentage

2017 Series Scores

Teams Did Not Play in 2017

Year-by-Year Series Results

(Tigers Won-Lost Since Beginning of Divisional Play)

Year	Home	Road	Total	Year	Home	Road	Total	Year	Home	Road	Total
1969	5-1	5-1	10-2	1982	1-6	2-4	3-10	1995	5-1	3-4	8-5
1970	6-0	2-4	8-4	1983	2-4	4-3	6-7	1996	1-5	3-3	4-8
1971	5-1	5-1	10-2	1984	6-1	5-1	11-2	1997	1-4	3-3	4-7
1972	4-5	6-3	10-8	1985	4-2	5-2	9-4	1998	0-0	2-1	2-1
1973	6-3	6-3	12-6	1986	5-2	3-3	8-5	1999	1-2	0-0	1-2
1974	4-5	5-4	9-9	1987	3-3	3-4	6-7	2000	0-0	1-2	1-2
1975	7-2	0-9	7-11	1988	2-5	3-3	5-8	2001	2-1	0-0	2-1
1976	5-4	7-2	12-6	1989	3-3	3-4	6-7	2006	0-0	2-1	2-1
1977	5-2	5-3	10-5	1990	1-6	2-4	3-10	2007	1-2	0-0	1-2
1978	4-4	3-4	7-8	1991	1-5	3-4	4-9	2009	3-0	0-0	3-0
1979	3-3	3-4	6-7	1992	3-4	2-4	5-8	2015	1-2	0-0	1-2
1980	4-3	3-3	6-7	1993	4-2	4-3	8-5				
1981	3-3	2-5	5-8	1994	5-2	1-2	6-4				

PITTSBURGH PIRATES

Team Information

Mailing Address	PNC Park 115 Federal Street Pittsburgh, PA 15212
2017 Record (Place)	75-87 (4th in NL Central)
Executive Vice President and General Manager	Neal Huntington
Manager	Clint Hurdle
Pirates Record	584-549 (Seven seasons)
Career Record	1118-1174 (15 seasons)
Director, Baseball Communications	Jim Trdinich
Office Number	(412) 325-4728
Director, Media Relations	Dan Hart
Office Number	(412) 325-4976
Tigers vs. Pirates in 2017 (All-Time)	1-3 (27-28)
Tigers vs. Pirates in Pittsburgh (All-Time)	0-2 (12-17)
Tigers vs. Pirates in Detroit (All-Time)	1-1 (15-11)
Tigers All-Time vs. Pirates at Comerica Park	13-10

Series Records vs. Pirates

Longest Winning Streak, Tigers	3 (Twice; last, 4/12-14/2016)
Longest Winning Streak, Pirates	5 (5/28/2013-8/12/2014)
Largest Margin of Victory, Tigers	10 (8/9/2017 at DET 10, PIT 0)
Largest Margin of Victory, Pirates	12 (6/9/1999, PIT 15, at DET 3)
Most Runs Scored, Tigers	11 (6/8/1999 at DET)
Most Runs Scored, Pirates	15 (6/9/1999 at DET)
Most Runs Scored by Both Teams	18 (6/9/1999 at DET)
Longest Game, Innings	14 (6/30/2015, PIT 5, at DET 4)
Tigers Best Record, Season Series	1,000 (2010)
Tigers Best Record, Season Series, Home	1,000 (Twice; last, 2014)
Tigers Best Record, Season Series, Road	1,000 (2016)
Tigers Worst Record, Season Series	.250 (2013)
Tigers Worst Record, Season Series, Home	.000 (2015)
Tigers Worst Record, Season Series, Road	.000 (Three times; last 2017)

Note: Best/worst records determined by percentage

2017 Series Scores

In Pittsburgh (0-2)		In Detroit (1-1)	
8/7	L, 3-0	8/9	W, 10-0
8/8	L, 6-3	8/10	L, 7-5

Year-by-Year Series Results

(Tigers Won-Lost Since Beginning of Divisional Play)

Year	Home	Road	Total	Year	Home	Road	Total	Year	Home	Road	Total
1998	0-0	2-1	2-1	2006	0-0	2-1	2-1	2013	1-1	0-2	1-3
1999	2-1	0-0	2-1	2009	0-0	1-2	1-2	2014	2-0	0-2	2-2
2000	0-0	1-2	1-2	2010	3-0	0-0	3-0	2015	0-3	2-1	2-4
2001	2-1	0-0	2-1	2011	0-0	1-2	1-2	2016	1-1	2-0	3-1
2002	1-2	0-0	1-2	2012	2-1	1-2	3-3	2017	1-1	0-2	1-3



ST. LOUIS CARDINALS

Team Information

Mailing Address..... Busch Stadium
 700 Clark St.
 St. Louis, MO 63102
 2017 Record (Place)..... 83-79 (3rd in NL Central)
 President, Baseball Operations..... John Mozeliak
 Manager..... Mike Matheny
 Cardinals Record..... 544-428 (Six seasons)
 Career Record..... 544-428 (Six seasons)
 Vice President, Communications..... Ron Waterman
 Office Number..... (314) 345-9464
 Director, Communications..... Brian Bartow
 Office Number..... (314) 345-9313
 Tigers vs. Cardinals in 2017 (All-Time)..... DNP (21-11)
 Tigers vs. Cardinals in St. Louis (All-Time)..... DNP (8-6)
 Tigers vs. Cardinals in Detroit (All-Time)..... DNP (13-5)
 Tigers All-Time vs. Cardinals at Comerica Park..... 12-3

Series Records vs. Cardinals

Longest Winning Streak, Tigers..... 6 (6/23/2006-5/20/2007)
 Longest Winning Streak, Cardinals..... 2 (Twice, last, 6/16-17/2009)
 Largest Margin of Victory, Tigers..... 10 (5/18/2007, at DET 14, STL 4)
 Largest Margin of Victory, Cardinals..... 9 (6/16/2009, AT STL 11, DET 2)
 Most Runs Scored, Tigers..... 14 (5/18/2007 at DET)
 Most Runs Scored, Cardinals..... 11 (6/16/2009 at STL)
 Most Runs Scored by Both Teams..... 18 (5/18/2007 at DET)
 Longest Game, Innings..... 14 (6/12/1999, at STL 8, DET 7)
 Tigers Best Record, Season Series..... 1.000 (Twice; last, 2007)
 Tigers Best Record, Season Series, Home..... 1.000 (Twice; last, 2007)
 Tigers Best Record, Season Series, Road..... .667 (Three times; last, 2015)
 Tigers Worst Record, Season Series..... .333 (2009)
 Tigers Worst Record, Season Series, Home..... .333 (1999)
 Tigers Worst Record, Season Series, Road..... .333 (2009)

Note: Best/worst records determined by percentage

2017 Series Scores

Teams Did Not Play in 2017

Year-by-Year Series Results

(Tigers Won-Lost Since Beginning of Divisional Play)

Year	Home	Road	Total	Year	Home	Road	Total	Year	Home	Road	Total
1998	0-0	1-1	1-1	2006	3-0	0-0	3-0	2012	2-1	0-0	2-1
1999	1-2	2-1	3-3	2007	3-0	0-0	3-0	2015	0-0	2-1	2-1
2000	2-1	0-0	2-1	2008	2-1	0-0	2-1				
2001	0-0	2-1	2-1	2009	0-0	1-2	1-2				

BACK-TO-BACK-TO-BACK HOME RUNS

Players	Date	Opponent	Inning
Roy Cullenbine, Dick Wakefield, Hoot Evers	April 23, 1947	vs. Chicago (AL)	8th
Harvey Kuenn, Earl Torgeson, Charlie Maxwell	July 7, 1956	at Chicago (AL)	7th
Norm Cash, Steve Boros, Dick Brown	May 23, 1961	at Minnesota	9th
Jim Northrup, Norm Cash, Willie Horton	April 17, 1971	vs. Boston	7th
Aurelio Rodriguez, Al Kaline, Willie Horton	June 27, 1972	vs. New York (AL)	1st
Al Kaline, Bill Freehan, Mickey Stanley	July 29, 1974	at Cleveland	1st
Kirk Gibson, Lance Parrish, Darrell Evans	July 8, 1986	at Minnesota	4th
Alan Trammell, Kirk Gibson, John Grubb	July 31, 1986	at Cleveland	5th
John Grubb, Matt Nokes, Bill Madlock	June 28, 1987	vs. Baltimore	9th
Alan Trammell, Cecil Fielder, Gary Ward	August 7, 1990	at Toronto	9th
Alan Trammell, Cecil Fielder, Mickey Tettleton	April 20, 1992	at Baltimore	3rd
Robert Fick, Juan Encarnacion, Shane Halter	June 24, 2001	vs. Minnesota	2nd
Victor Martinez, Jhonny Peralta, Alex Avila	June 1, 2013	at Baltimore	4th
Alex Avila, Miguel Cabrera, J.D. Martinez	May 20, 2017	vs. Texas	1st

2018 OPPONENTS



MOST RECENT SERIES SWEEPS

Most Recent Sweeps by Detroit vs. Opponents

<i>(Detroit at Home)</i>					<i>(Detroit on the Road)</i>			
2-Game	3-Game	4-Game	5-Game		2-Game	3-Game	4-Game	5-Game
None	6/25-27/2004	None	None	ARI	None	None	None	None
None	4/26-28/2013	None	None	ATL	None	6/22-24/2007	None	None
6/10-12/1985	7/5-7/2010	8/1-3/1958	8/10-14/1927	BAL	4/28-29/1975	5/12-14/2014	6/16-19/1986	None
7/26-27/1973	4/5-8/2012	8/18-20/1961	None	BOS	6/15-16/1966	7/25-27/2016	6/6-9/1983	9/16-20/1927
4/29-5/1/1994	6/2-4/2017	8/18-21/1988	None	CWS	4/29-30/2014	9/12-14/2011	6/20-22/1980	None
6/24-25/1998	6/23-25/2009	None	None	CHC	8/18-19/2015	6/16-18/2006	None	None
None	None	None	None	CIN	None	None	None	None
7/8-9/2008	9/12-14/2014	8/5-7/1986	None	CLE	5/21-22/2013	4/10-12/2015	8/5-8/2013	None
None	8/1-3/2014	None	None	COL	None	None	None	None
None	7/29-31/2016	None	None	HOU	None	None	5/2-5/2013	None
3/31-4/2/2014	7/6-8/2012	9/24-27/2012	None	KC	4/3-5/2006	5/2-4/2014	5/22-25/2006	None
5/26-27/1997	4/30-5/2/2010	7/1-4/1968	None	LAA	9/18-19/1990	8/16-18/1993	None	None
7/8-9/2014	6/13-15/2008	None	None	LAD	None	None	None	None
6/28-29/2016	None	None	None	MIA	4/5-6/2016	None	None	None
5/31-6/1/1978	6/19-21/2009	7/4-6/1975	None	MIL	8/1-2/1974	5/18-20/1993	None	None
4/14-15/2008	5/16-18/2016	5/27-29/1983	7/19-22/1905	MIN	5/10-11/2011	9/20-22/2016	6/11-13/1948	8/2-5/1907
6/28-29/1976	5/12-14/2000	8/12-13/1945	None	NY Yankees	5/14-15/1974	4/29-5/1/2008	6/13-15/1958	7/7-10/1908
None	6/30-7/2/1997	None	None	NY Mets	None	8/23-25/2013	None	None
5/14-15/1998	6/30-7/2/2014	8/10-12/1965	8/23-25/1963	OAK	5/19-20/2010	8/28-30/1959	9/6-9/1956	None
None	7/26-28/2013	None	None	PHI	None	None	None	None
8/13-14/2014	6/11-13/2010	None	None	PIT	4/13-14/2016	None	None	None
None	6/14-16/2005	None	None	SD	None	None	None	None
None	None	None	None	SF	None	None	None	None
None	5/18-20/2007	None	None	STL	None	None	None	None
8/24-25/1993	5/20-22/2008	6/20-23/2016	None	SEA	None	4/21-23/2006	None	None
5/23-24/2011	None	None	None	TB	None	9/4-6/2009	6/30-7/3/2016	None
9/8-9/1997	5/19-21/2009	7/17-20/1986	None	TEX	5/7-8/1985	6/24-26/2014	8/25-28/1961	None
7/24-25/1977	8/21-23/2012	None	None	TOR	6/20-21/1978	4/5-7/2004	5/28-31/1979	None
7/30-31/2013	6/15-17/2010	None	None	WAS	None	6/18-20/2007	None	None

Most Recent Sweeps by Opponents vs. Detroit

<i>(Detroit at Home)</i>					<i>(Detroit on the Road)</i>			
2-Game	3 Game	4-Game	5-Game		2-Game	3-Game	4-Game	5-Game
6/13-14/2017	6/27-29/2003	None	None	ARI	None	None	None	None
None	None	None	None	ATL	None	None	None	None
4/11-12/1973	5/28-30/2004	6/1-4/1989	None	BAL	8/4-5/1998	9/24-26/2004	4/17-20/1992	None
4/18-19/2000	6/2-4/2009	7/11-14/1996	None	BOS	5/18-19/2011	9/17-19/1999	8/26-29/2004	8/25-28/1989
4/20-21/2005	4/4-6/2008	5/29-31/1964	4/29-5/3/1913	CWS	9/14/2008	8/11-13/2006	9/1-4/2005	None
None	None	None	None	CHC	None	None	None	None
None	6/26-28/1998	None	None	CIN	None	None	None	None
6/1-2/1998	6/24-26/2016	9/1-3/2017	None	CLE	5/16-17/2000	9/11-13/2017	7/16-18/2010	None
None	None	None	None	COL	None	7/2-4/2004	None	None
None	6/8-10/1998	None	None	HOU	None	7/15-17/1999	None	None
4/9-10/2003	7/24-26/2017	8/3-5/1984	None	KC	4/14-15/1987	6/10-12/2013	9/19-21/2005	None
5/14-15/2002	6/25-27/2013	7/13-16/1995	None	LAA	8/19-20/1998	4/19-21/2013	5/28-31/2015	None
None	6/10-12/2003	None	None	LAD	None	None	None	None
None	None	None	None	MIA	None	9/27-29/2013	None	None
6/12-13/1978	7/25-27/1997	9/1-4/1988	None	MIL	4/26/1979	9/26-28/1975	6/23-25/1975	None
5/16-17/2012	8/8-10/2003	9/21-24/2017	None	MIN	7/29-30/1991	5/3-5/2010	9/14-17/1933	None
8/17-18/1977	9/20-22/2002	6/8-11/1926	None	NY Yankees	7/17-18/2002	7/17-19/2009	9/8-11/1988	6/21-24/1973
None	None	None	None	NY Mets	None	6/18-20/2004	None	None
5/11-12/1999	9/18-20/2017	8/3-6/2001	None	OAK	7/19-20/1995	6/2-4/2008	7/1-3/1955	None
None	6/7-9/2002	None	None	PHI	None	None	None	None
None	6/30-7/2/2015	None	None	PIT	8/7-8/2017	None	None	None
None	None	None	None	SD	None	None	None	None
None	None	None	None	SF	None	6/6-8/2003	None	None
None	None	None	None	STL	None	None	None	None
4/16-17/1997	4/24-26/2012	8/7-9/1998	None	SEA	5/25-26/2010	8/8-10/2016	6/19-22/2017	None
None	None	None	None	TB	None	4/18-20/2017	7/26-29/2010	None
5/1-2/1963	5/6-8/2016	8/15-17/1980	None	TEX	9/14-15/2010	8/14-16/2017	7/13-15/1967	None
9/14-15/1993	6/3-5/2014	None	None	TOR	6/3-4/1998	8/28-30/2015	None	None
None	None	None	None	WAS	5/8-9/2013	6/13-15/1997	None	None

*All records are for history of franchise regardless of home city

HISTORY & RECORDS





TIGERS YEAR-BY-YEAR RESULTS

IN THE AMERICAN LEAGUE

Year	Pos	W-L	Pct	GA/GB	Manager	Attendance	Year	Pos	W-L	Pct	GA/GB	Manager	Attendance
1901	3	74-61	.548	8.5	George Stallings	259,430	1938	4	84-70	.545	16	Mickey Cochrane	799,557
1902	7	52-83	.385	30.5	Frank Dwyer	189,469						Del Baker	
1903	5	65-71	.478	25	Ed Barrow	224,523	1939	5	81-73	.526	26.5	Del Baker	836,279
1904	7	62-90	.408	32	Ed Barrow	177,796	1940	1	90-64	.584	1	Del Baker	1,112,693
					Bobby Lowe*		1941	T4	75-79	.487	26	Del Baker	684,915
1905	3	79-74	.516	15.5	Bill Armour	193,384	1942	5	73-81	.474	30	Del Baker	580,087
1906	6	71-78	.477	21	Bill Armour	174,043	1943	5	78-76	.506	20	Steve O'Neill	606,287
1907	1	92-58	.613	1.5	Hughie Jennings	297,079	1944	2	88-66	.571	1	Steve O'Neill	923,176
1908	1	90-63	.588	0.5	Hughie Jennings	436,199	1945	1	88-65	.575	1.5	Steve O'Neill	1,280,341
1909	1	98-54	.645	3.5	Hughie Jennings	490,490	1946	2	92-62	.597	12	Steve O'Neill	1,722,590
1910	3	86-68	.558	18	Hughie Jennings	391,288	1947	2	85-69	.552	12	Steve O'Neill	1,398,093
1911	2	89-65	.578	13.5	Hughie Jennings	484,988	1948	5	78-76	.506	18.5	Steve O'Neill	1,743,035
1912	6	69-84	.451	36.5	Hughie Jennings	402,870	1949	4	87-67	.565	10	Red Rolfe	1,821,204
1913	6	66-87	.431	30	Hughie Jennings	398,502	1950	2	95-59	.617	3	Red Rolfe	1,951,474
1914	4	80-73	.523	19.5	Hughie Jennings	416,225	1951	5	73-81	.474	25	Red Rolfe	1,132,641
1915	2	100-54	.649	2.5	Hughie Jennings	476,105	1952	8	50-104	.325	45	Red Rolfe	1,026,846
1916	3	87-67	.565	4	Hughie Jennings	616,772						Fred Hutchinson	
1917	4	78-75	.510	21.5	Hughie Jennings	457,289	1953	6	60-94	.390	40.5	Fred Hutchinson	884,658
1918	7	55-71	.437	20	Hughie Jennings	203,719	1954	5	68-86	.442	43	Fred Hutchinson	1,079,847
1919	4	80-60	.571	8	Hughie Jennings	643,805	1955	5	79-75	.513	17	Bucky Harris	1,181,838
1920	7	61-93	.396	37	Hughie Jennings	579,650	1956	5	82-72	.532	15	Bucky Harris	1,051,182
1921	6	71-82	.464	27	Ty Cobb	661,527	1957	4	78-76	.506	20	Jack Tighe	1,272,346
1922	3	79-75	.513	15	Ty Cobb	861,206	1958	5	77-77	.500	15	Jack Tighe	1,098,924
1923	2	83-71	.539	16	Ty Cobb	911,377						Bill Norman	
1924	3	86-68	.558	6	Ty Cobb	1,015,136	1959	4	76-78	.494	18	Bill Norman	1,221,221
1925	4	81-73	.526	16.5	Ty Cobb	820,766						Jimmy Dykes	
1926	6	79-75	.513	12	Ty Cobb	711,914	1960	6	71-83	.461	26	Jimmy Dykes	1,167,669
1927	4	82-71	.536	27.5	George Moriarty	773,716						Joe Gordon	
1928	6	68-86	.442	33	George Moriarty	474,323	1961	2	101-61	.623	8	Bob Scheffing	1,600,710
1929	6	70-84	.455	36	Bucky Harris	869,318	1962	4	85-76	.528	10.5	Bob Scheffing	1,207,881
1930	5	75-79	.487	27	Bucky Harris	649,450	1963	T5	79-83	.488	25.5	Bob Scheffing	821,952
1931	7	61-93	.396	47	Bucky Harris	453,056						Chuck Dressen	
1932	5	76-75	.503	29.5	Bucky Harris	397,157	1964	4	85-77	.525	14	Chuck Dressen	816,139
1933	5	75-79	.487	25	Bucky Harris	320,972	1965	4	89-73	.549	12	Chuck Dressen	1,029,645
					Del Baker*							Bob Swift*	
1934	1	101-53	.656	7	Mickey Cochrane	919,161	1966	3	88-74	.543	10	Dressen-Swift	1,124,293
1935	1	93-58	.616	3	Mickey Cochrane	1,034,929						Frank Skaff*	
1936	2	83-71	.539	19.5	Mickey Cochrane	875,948	1967	T2	91-71	.562	1	Mayo Smith	1,447,143
1937	2	89-65	.578	13	Mickey Cochrane	1,072,276	1968	1	103-59	.636	12	Mayo Smith	2,031,847

*Interim manager; AL Championships in bold; World Championships in bold italics

IN THE AMERICAN LEAGUE EAST

Year	Pos	W-L	Pct	GA/GB	Manager	Attendance	Year	Pos	W-L	Pct	GA/GB	Manager	Attendance
1969	2	90-72	.556	19	Mayo Smith	1,577,481	1982	4	83-79	.512	12	Sparky Anderson	1,636,058
1970	4	79-83	.488	29	Mayo Smith	1,501,293	1983	2	92-70	.568	6	Sparky Anderson	1,829,636
1971	2	91-71	.562	12	Billy Martin	1,591,073	1984	1	104-58	.642	15	Sparky Anderson	2,704,794
1972	1	86-70	.551	0.5	Billy Martin	1,892,386	1985	3	84-77	.522	15	Sparky Anderson	2,286,609
1973	3	85-77	.525	12	Billy Martin	1,724,146	1986	3	87-75	.537	8.5	Sparky Anderson	1,899,437
					Joe Schultz*		1987	1	98-64	.605	2	Sparky Anderson	2,061,830
1974	6	72-90	.444	19	Ralph Houk	1,243,080	1988	2	88-74	.543	1	Sparky Anderson	2,081,162
1975	6	57-102	.358	37.5	Ralph Houk	1,058,836	1989	7	59-103	.364	30	Sparky Anderson	1,543,656
1976	5	74-87	.460	24	Ralph Houk	1,467,020	1990	3	79-83	.488	9	Sparky Anderson	1,495,785
1977	4	74-88	.457	26	Ralph Houk	1,359,856	1991	T2	84-78	.519	7	Sparky Anderson	1,641,661
1978	5	86-76	.531	13.5	Ralph Houk	1,714,893	1992	6	75-87	.463	21	Sparky Anderson	1,423,963
1979	5	85-76	.528	18	Les Moss	1,630,929	1993	T3	85-77	.525	10	Sparky Anderson	1,971,421
					Sparky Anderson		1994	5	53-62	.461	18	Sparky Anderson	1,184,783
1980	5	84-78	.519	19	Sparky Anderson	1,785,293	1995	4	60-84	.417	26	Sparky Anderson	1,180,979
1981	4	60-49	.550	2	Sparky Anderson	1,149,144	1996	5	53-109	.327	39	Buddy Bell	1,168,610
	T2	29-23	.558	1.5	(2nd Half)		1997	3	79-83	.488	19	Buddy Bell	1,365,157
	4	31-26	.544	3.5	(1st Half)								

*Interim manager; AL Championships in bold; World Championships in bold italics

IN THE AMERICAN LEAGUE CENTRAL

Year	Pos	W-L	Pct	GA/GB	Manager	Attendance	Year	Pos	W-L	Pct	GA/GB	Manager	Attendance
1998	5	65-97	.401	24	Buddy Bell	1,409,391	2008	5	74-88	.457	14.5	Jim Leyland	3,202,645
					Larry Parrish*		2009	2	86-77	.528	11	Jim Leyland	2,567,185
1999	3	69-92	.429	27.5	Larry Parrish	2,026,441	2010	3	81-81	.500	13	Jim Leyland	2,461,237
2000	3	79-83	.488	16	Phil Garner	2,533,752	2011	1	95-67	.586	15	Jim Leyland	2,642,045
2001	4	66-96	.407	25	Phil Garner	1,921,305	2012	1	88-74	.543	3	Jim Leyland	3,028,033
2002	5	55-106	.342	39	Phil Garner	1,503,623	2013	1	93-69	.574	1	Jim Leyland	3,083,397
					Luis Pujols		2014	1	90-72	.556	1	Brad Ausmus	2,917,209
2003	5	43-119	.265	47	Alan Trammell	1,368,245	2015	5	74-87	.460	20.5	Brad Ausmus	2,726,048
2004	4	72-90	.444	20	Alan Trammell	1,917,004	2016	2	86-75	.534	8	Brad Ausmus	2,493,859
2005	4	71-91	.438	28	Alan Trammell	2,024,485	2017	5	64-98	.395	38	Brad Ausmus	2,321,599
2006	2	95-67	.586	1	Jim Leyland	2,595,937	Totals	9235-8979	.507	117	Seasons	151,953,921	
2007	2	88-74	.543	8	Jim Leyland	3,047,139							

*Interim manager; AL Championships in bold; World Championships in bold italics

Tigers All-Time Best Record, by percentage..... 101-53 (.656) - 1934

Tigers All-Time Worst Record, by percentage..... 43-119 (.265) - 2003

TIGERS YEAR-BY-YEAR RESULTS



IN THE NATIONAL LEAGUE

The first Major League Detroit franchise, at the time known as the Wolverines, was a member of the National League from 1881 through 1888.

The 1887 Wolverines, led by Hall-of-Famer Dan Brouthers, won the franchise's only National League pennant by three and one-half games over the Philadelphia Phillies. They subsequently engaged the St. Louis Browns, champions of the American Association, in the longest World Series ever. Detroit won 10 of the 15 series games, which were played in 10 different cities over a 16-day period.

Detroit dropped out of the Major Leagues after the 1888 season, returning as a charter member of the American League in 1901.

Year	Pos	W-L	Pct	GA/GB	Manager
1881	4	41-43	.488	15	Frank Bancroft
1882	6	42-41	.506	12.5	Frank Bancroft
1883	7	40-58	.408	23	Jack Chapman
1884	8	28-84	.250	56	Jack Chapman

Year	Pos	W-L	Pct	GA/GB	Manager
1885	6	41-67	.380	44	Charlie Morton/Bill Watkins
1886	2	87-36	.707	2.5	Bill Watkins
1887	1	79-45	.637	3.5	Bill Watkins
1888	5	68-83	.519	16	Bill Watkins/Bob Leadly

ALL-TIME HOME RECORDS

(5006-4113 OVERALL)

Year	W	L	Pct.	Year	W	L	Pct.	Year	W	L	Pct.	Year	W	L	Pct.	Year	W	L	Pct.
1901	42	27	.609	1925	43	34	.558	1949	50	27	.649	1973	47	34	.580	1997	42	39	.519
1902	34	33	.507	1926	39	41	.488	1950	50	30	.625	1974	36	45	.444	1998	32	49	.395
1903	37	28	.569	1927	44	32	.579	1951	36	41	.468	1975	31	49	.388	1999	38	43	.469
1904	34	40	.459	1928	36	41	.468	1952	32	45	.416	1976	36	44	.450	2000	43	38	.531
1905	45	30	.600	1929	38	39	.494	1953	30	47	.390	1977	39	42	.481	2001	37	44	.457
1906	42	34	.553	1930	45	33	.577	1954	35	42	.455	1978	47	34	.580	2002	33	47	.413
1907	50	27	.649	1931	36	41	.468	1955	46	31	.597	1979	46	34	.575	2003	23	58	.284
1908	44	33	.571	1932	42	34	.553	1956	37	40	.481	1980	43	38	.531	2004	38	43	.469
1909	57	19	.750	1933	43	35	.551	1957	45	32	.584	1981	32	23	.582	2005	39	42	.481
1910	46	31	.597	1934	54	26	.675	1958	43	34	.558	1982	47	34	.580	2006	46	35	.568
1911	51	25	.671	1935	53	25	.679	1959	41	36	.532	1983	48	33	.593	2007	45	36	.556
1912	37	39	.487	1936	44	33	.571	1960	40	37	.519	1984	53	29	.646	2008	40	41	.494
1913	34	42	.447	1937	49	28	.636	1961	50	31	.617	1985	44	37	.543	2009	51	30	.630
1914	42	35	.545	1938	48	31	.608	1962	49	33	.598	1986	49	32	.605	2010	52	29	.642
1915	51	26	.662	1939	42	35	.545	1963	47	34	.580	1987	54	27	.667	2011	50	31	.617
1916	49	28	.636	1940	50	29	.633	1964	46	35	.568	1988	50	31	.617	2012	50	31	.617
1917	34	41	.453	1941	43	34	.558	1965	47	34	.580	1989	38	43	.469	2013	51	30	.630
1918	28	29	.491	1942	43	34	.558	1966	42	39	.519	1990	39	42	.481	2014	45	36	.556
1919	46	24	.657	1943	45	32	.584	1967	52	29	.642	1991	49	32	.605	2015	38	43	.469
1920	32	46	.410	1944	43	34	.558	1968	56	25	.691	1992	38	42	.475	2016	45	35	.563
1921	37	40	.481	1945	50	26	.658	1969	46	35	.568	1993	44	37	.543	2017	34	47	.420
1922	43	34	.558	1946	48	30	.615	1970	42	39	.519	1994	34	24	.586				
1923	45	32	.584	1947	46	31	.597	1971	54	27	.663	1995	35	37	.486				
1924	45	33	.577	1948	39	38	.506	1972	44	34	.564	1996	27	54	.333				

ALL-TIME ROAD RECORDS

(4229-4866 OVERALL)

Year	W	L	Pct.	Year	W	L	Pct.	Year	W	L	Pct.	Year	W	L	Pct.	Year	W	L	Pct.
1901	32	34	.485	1925	38	39	.494	1949	37	40	.481	1973	38	43	.469	1997	37	44	.457
1902	18	50	.265	1926	40	34	.541	1950	45	29	.608	1974	36	45	.444	1998	33	48	.407
1903	28	43	.394	1927	38	39	.494	1951	37	40	.481	1975	26	53	.329	1999	31	49	.388
1904	28	50	.359	1928	32	45	.416	1952	18	59	.234	1976	38	43	.469	2000	36	45	.444
1905	34	44	.436	1929	32	45	.416	1953	30	47	.390	1977	35	46	.432	2001	29	52	.358
1906	29	44	.397	1930	30	46	.395	1954	33	44	.429	1978	39	42	.481	2002	22	59	.272
1907	42	31	.575	1931	25	52	.325	1955	33	44	.429	1979	39	42	.481	2003	20	61	.247
1908	46	30	.605	1932	34	41	.453	1956	45	32	.584	1980	41	40	.506	2004	34	47	.420
1909	41	35	.539	1933	32	44	.421	1957	33	44	.429	1981	28	26	.519	2005	32	49	.395
1910	40	37	.519	1934	47	27	.635	1958	34	43	.442	1982	36	45	.444	2006	49	32	.605
1911	38	40	.487	1935	40	33	.548	1959	35	42	.452	1983	44	37	.543	2007	43	38	.531
1912	32	45	.416	1936	39	38	.506	1960	31	46	.403	1984	51	29	.638	2008	34	47	.420
1913	32	45	.416	1937	40	37	.519	1961	51	30	.630	1985	40	40	.500	2009	35	47	.427
1914	38	38	.500	1938	36	39	.480	1962	36	43	.456	1986	38	43	.469	2010	29	52	.358
1915	49	28	.636	1939	39	38	.506	1963	32	49	.395	1987	44	37	.543	2011	45	36	.556
1916	38	39	.494	1940	40	35	.533	1964	39	42	.481	1988	38	43	.469	2012	38	43	.469
1917	44	34	.564	1941	32	45	.416	1965	42	39	.519	1989	21	60	.259	2013	42	39	.519
1918	27	42	.391	1942	30	47	.390	1966	46	35	.568	1990	40	41	.494	2014	45	36	.556
1919	34	36	.486	1943	33	44	.429	1967	39	42	.481	1991	35	46	.432	2015	36	44	.450
1920	29	47	.382	1944	45	32	.584	1968	47	34	.580	1992	37	45	.451	2016	41	40	.506
1921	34	42	.447	1945	38	39	.494	1969	44	37	.543	1993	41	40	.506	2017	30	51	.370
1922	36	41	.468	1946	44	32	.579	1970	37	44	.457	1994	19	38	.333				
1923	38	39	.494	1947	39	38	.506	1971	37	44	.457	1995	25	47	.347				
1924	41	35	.539	1948	39	38	.506	1972	42	36	.538	1996	26	55	.321				



TIGERS YEAR-BY-YEAR RESULTS

BEST TIGERS WON-LOST RECORD BY GAME NUMBER

Gm.	W	L	Year(s)	Gm.	W	L	Year(s)	Gm.	W	L	Year(s)	Gm.	W	L	Year(s)	Gm.	W	L	Year(s)
15	14	1	'84	46	37	9	'84	77	55	22	'84	108	72	36	'84,2006	137	89	48	1909,1915,'35
16	15	1	'84	47	38	9	'84	78	55	23	'84	109	73	36	2006	138	90	48	1915
17	16	1	'84	48	38	10	'84	79	55	24	1911,'84	110	74	36	2006	139	91	48	1915
18	16	2	1911,'84	49	38	11	'84	80	56	24	1911	111	75	36	2006	140	91	49	1915,'34
19	17	2	1911,'84	50	39	11	'84	81	57	24	1911	112	76	36	2006	141	92	49	'34
20	18	2	1911,'84	51	39	12	'84	82	58	24	1911	113	76	37	2006	142	93	49	'34
21	19	2	1911,'84	52	39	13	'84	83	59	24	1911	114	76	38	2006	143	94	49	'34
22	20	2	1911	53	40	13	'84	84	59	25	1911	115	76	39	2006	144	94	50	'34
23	21	2	1911	54	41	13	'84	85	59	26	1911	116	76	40	'34,2006	145	94	51	1909,1915,'34
24	21	3	1911	55	41	14	'84	86	59	27	1911	117	77	40	'34	146	95	51	'34
25	21	4	1911,'84	56	42	14	'84	87	59	28	1911,'84,2006	118	77	41	'34,'84,2006	147	96	51	'34
26	22	4	1911,'84	57	43	14	'84	88	60	28	1911,'84	119	78	41	2006	148	96	52	1909,1915,'34
27	23	4	'84	58	44	14	'84	89	61	28	'84	120	78	42	'34,2006	149	97	52	1909,1915,'34
28	24	4	'84	59	44	15	'84	90	62	28	'84	121	79	42	'34,2006	150	98	52	'34
29	25	4	'84	60	44	16	'84	91	62	29	'84,2006	122	80	42	'34	151	99	52	'34
30	26	4	'84	61	45	16	'84	92	63	29	'84	123	81	42	'34	152	99	53	'34
31	26	5	1911,'84	62	46	16	'84	93	64	29	'84	124	82	42	'34	153	100	53	'34
32	27	5	1911,'84	63	47	16	'84	94	65	29	'84	125	82	43	1915,'34	154	101	53	'34
33	28	5	'84	64	47	17	'84	95	66	29	'84	126	83	43	'34	155	101	54	'68
34	29	5	'84	65	48	17	'84	96	67	29	'84	127	84	43	'34	156	101	55	'68,'84
35	30	5	'84	66	49	17	'84	97	68	29	'84	128	84	44	'34,'35	157	102	55	'84
36	31	5	'84	67	49	18	'84	98	68	30	'84	129	85	44	'34,'35	158	102	56	'68,'84
37	32	5	'84	68	50	18	'84	99	69	30	'84	130	85	45	1915,'34,'35	159	103	56	'68
38	33	5	'84	69	51	18	'84	100	69	31	'84				'61,'84	160	103	57	'68,'84
39	34	5	'84	70	52	18	'84	101	69	32	'84	131	86	45	'35,'84	161	104	57	'84
40	35	5	'84	71	52	19	'84	102	70	32	'84	132	87	45	'84	162	104	58	'84
41	35	6	'84	72	53	19	'84	103	71	32	'84	133	87	46	1909,'84				
42	35	7	'84	73	53	20	'84	104	71	33	'84	134	88	46	1909				
43	35	8	'84	74	53	21	'84	105	71	34	'84	135	88	47	1909,'34,'35				
44	36	8	'84	75	54	21	'84	106	72	34	'84	136	88	48	1909,1915				
45	36	9	'84	76	55	21	'84	107	72	35	'84,2006				'34,'35				

WORST TIGERS WON-LOST RECORD BY GAME NUMBER

Gm.	W	L	Year(s)	Gm.	W	L	Year(s)	Gm.	W	L	Year(s)	Gm.	W	L	Year(s)	Gm.	W	L	Year(s)
15	1	14	2003	46	10	36	'53	77	18	59	2003	108	29	79	2003	139	37	102	2003
16	1	15	2003	47	10	37	'53	78	18	60	2003	109	29	80	2003	140	37	103	2003
17	1	16	2003	48	11	37	'53	79	18	61	2003	110	29	81	2003	141	37	104	2003
18	1	17	2003	49	11	38	'53	80	19	61	2003	111	29	82	2003	142	37	105	2003
19	2	17	2003	50	11	39	'53	81	20	61	2003	112	30	82	2003	143	37	106	2003
20	2	18	2003	51	11	40	'53	82	20	62	2003	113	30	83	2003	144	37	107	2003
21	2	19	2003	52	12	40	'53	83	20	63	2003	114	30	84	2003	145	37	108	2003
22	3	19	2003	53	13	40	'53,'96	84	20	64	2003	115	30	85	2003	146	38	108	2003
23	3	20	2003	54	13	41	'53,'96	85	21	64	2003	116	30	86	2003	147	38	109	2003
24	3	21	2003	55	13	42	'96	86	21	65	2003	117	31	86	2003	148	38	110	2003
25	3	22	2003	56	13	43	'96	87	22	65	2003	118	31	87	2003	149	38	111	2003
26	3	23	2003	57	13	44	'96	88	23	65	2003	119	31	88	2003	150	38	112	2003
27	3	24	2003	58	13	45	'96	89	24	65	2003	120	31	89	2003	151	38	113	2003
28	3	25	2003	59	13	46	'96	90	24	66	2003	121	31	90	2003	152	38	114	2003
29	4	25	2003	60	14	46	'96	91	24	67	2003	122	31	91	2003	153	38	115	2003
30	5	25	2003	61	15	46	'96	92	25	67	2003	123	31	92	2003	154	38	116	2003
31	6	25	2003	62	15	47	'96	93	26	67	2003	124	31	93	2003	155	38	117	2003
32	7	25	2003	63	16	47	'96,2003	94	26	68	2003	125	31	94	2003	156	38	118	2003
33	7	26	2003	64	16	48	'96,2003	95	26	69	2003	126	31	95	2003	157	39	118	2003
34	7	27	2003	65	16	49	'96	96	26	70	2003	127	31	96	2003	158	40	118	2003
35	8	27	2003	66	17	49	'96,2003	97	26	71	2003	128	31	97	2003	159	41	118	2003
36	8	28	2003	67	17	50	2003	98	26	72	2003	129	32	97	2003	160	41	119	2003
37	9	28	2003	68	17	51	2003	99	26	73	2003	130	33	97	2003	161	42	119	2003
38	9	29	2003	69	17	52	2003	100	27	73	2003	131	33	98	2003	162	43	119	2003
39	9	30	2003	70	18	52	'96,2003	101	27	74	2003	132	33	99	2003				
40	9	31	2003	71	18	53	'96,2003	102	28	74	2003	133	34	99	2003				
41	9	32	2003	72	18	54	'96,2003	103	28	75	2003	134	34	100	2003				
42	9	33	2003	73	18	55	2003	104	28	76	2003	135	34	101	2003				
43	9	34	2003	74	18	56	2003	105	28	77	2003	136	34	102	2003				
44	9	35	2003	75	18	57	2003	106	28	78	2003	137	35	102	2003				
45	10	35	'53,2003	76	18	58	2003	107	28	79	2003	138	36	102	2003				

TIGERS YEAR-BY-YEAR STATISTICS



BATTING

Year	AVG	AB	R	H	2B	3B	HR	RBI	SH	SF	BB	IBB	SO	SB	CS	OBP	SLG
1901	.279	4676	741	1303	180	80	29	611	131	--	380	--	346	204	--	.333	.370
1902	.251	4644	566	1167	141	55	22	488	83	--	359	--	287	130	--	.305	.320
1903	.268	4582	567	1229	162	91	12	451	170	--	292	--	526	128	--	.318	.351
1904	.231	5321	505	1231	154	69	11	431	154	--	344	--	635	112	--	.278	.292
1905	.243	4971	512	1209	190	54	13	421	181	--	375	--	583	129	--	.296	.311
1906	.242	4930	518	1195	154	64	10	409	175	--	333	--	--	206	--	.290	.306
1907	.266	5204	694	1383	179	75	11	551	162	--	315	--	--	192	--	.308	.335
1908	.263	5115	647	1347	199	86	19	520	189	--	320	--	--	165	--	.307	.347
1909	.267	5095	666	1360	209	58	19	521	226	--	397	--	--	280	--	.320	.342
1910	.261	5039	679	1317	190	72	28	548	198	--	459	--	--	249	--	.323	.344
1911	.292	5294	831	1544	230	96	30	657	181	--	471	--	--	276	--	.350	.388
1912	.268	5143	720	1376	189	86	19	569	153	--	530	--	--	270	--	.336	.349
1913	.265	5064	624	1344	180	101	24	519	161	--	496	--	501	218	--	.331	.355
1914	.258	5102	615	1318	195	84	25	513	208	--	557	--	537	211	154	.331	.344
1915	.268	5128	778	1372	207	94	23	647	202	--	681	--	527	241	146	.353	.358
1916	.264	5193	670	1371	202	96	17	560	202	--	545	--	529	190	--	.334	.350
1917	.259	5093	639	1317	204	77	25	535	193	--	483	--	476	163	--	.323	.344
1918	.249	4262	476	1063	141	56	13	389	142	--	452	--	380	123	--	.321	.318
1919	.283	4665	618	1319	222	84	23	544	211	--	429	--	427	121	--	.343	.381
1920	.270	5215	652	1408	228	72	30	561	216	--	479	--	391	76	68	.331	.359
1921	.316	5461	883	1724	268	100	58	793	227	--	582	--	376	95	89	.382	.433
1922	.306	5360	828	1641	250	87	54	735	244	--	530	--	378	78	62	.369	.415
1923	.300	5266	831	1579	270	69	41	739	257	--	596	--	385	87	62	.371	.401
1924	.298	5389	849	1604	315	76	35	759	224	--	607	--	400	100	77	.369	.404
1925	.302	5371	903	1621	277	84	50	798	220	--	640	--	386	97	63	.376	.413
1926	.291	5315	793	1547	281	90	36	717	237	--	599	--	423	88	71	.363	.398
1927	.289	5299	845	1533	282	100	51	755	198	--	587	--	420	139	73	.360	.409
1928	.279	5292	744	1476	265	97	62	686	163	--	469	--	438	113	77	.338	.401
1929	.299	5592	926	1671	339	97	110	851	124	--	521	--	496	95	72	.359	.453
1930	.284	5297	783	1504	298	90	82	728	145	--	461	--	508	98	70	.341	.421
1931	.268	5430	651	1456	292	69	43	600	63	--	480	--	468	117	75	.328	.371
1932	.273	5409	799	1479	291	80	80	742	84	--	486	--	523	103	49	.333	.401
1933	.269	5502	722	1479	283	78	57	676	93	--	475	--	523	68	50	.327	.380
1934	.300	5475	958	1644	349	53	74	872	103	--	639	--	528	125	55	.373	.424
1935	.290	5423	919	1573	301	83	106	836	112	--	627	--	456	70	45	.364	.435
1936	.300	5464	921	1638	326	55	94	848	88	--	640	--	462	73	49	.373	.431
1937	.292	5516	935	1611	309	62	150	873	70	--	656	--	711	89	45	.367	.452
1938	.272	5270	862	1434	219	52	137	804	75	--	693	--	581	76	41	.357	.411
1939	.279	5326	849	1487	277	67	124	802	145	--	620	--	592	88	38	.354	.426
1940	.286	5418	888	1549	312	65	134	829	77	--	664	--	556	66	39	.364	.442
1941	.263	5370	686	1412	247	55	81	636	82	--	602	--	584	43	28	.337	.375
1942	.246	5327	589	1313	217	37	76	547	73	--	509	--	476	39	40	.312	.344
1943	.261	5364	632	1401	200	47	77	572	123	--	483	--	553	40	43	.322	.359
1944	.263	5344	658	1405	220	44	60	591	111	--	532	--	500	61	55	.330	.354
1945	.256	5257	633	1345	227	47	77	588	102	--	517	--	533	60	54	.322	.361
1946	.258	5318	704	1373	212	41	108	644	104	--	622	--	616	65	41	.336	.374
1947	.258	5276	714	1363	234	42	103	662	97	--	762	--	565	52	60	.352	.377
1948	.267	5235	700	1396	219	58	78	661	130	--	671	--	504	22	32	.350	.375
1949	.267	5259	751	1405	215	51	88	707	107	--	751	--	502	39	52	.359	.378
1950	.282	5381	837	1518	285	50	114	788	110	--	722	--	480	23	40	.367	.417
1951	.265	5336	685	1413	231	35	104	636	86	--	568	--	525	37	34	.336	.380
1952	.243	5258	557	1278	190	37	103	529	80	--	553	--	605	27	38	.315	.352
1953	.266	5553	695	1479	259	44	108	660	63	--	506	--	603	30	35	.328	.387
1954	.258	5233	584	1351	215	41	90	552	80	41	492	--	603	48	44	.322	.367
1955	.266	5283	775	1407	211	38	130	724	71	57	641	42	583	41	22	.346	.394
1956	.279	5364	789	1494	209	50	150	745	58	50	644	30	618	43	26	.356	.420
1957	.257	5348	614	1376	224	37	116	574	96	30	504	54	643	36	47	.321	.378
1958	.266	5194	659	1384	229	41	109	612	75	51	463	37	678	48	32	.326	.389
1959	.258	5211	713	1346	196	30	160	667	73	40	580	31	737	34	17	.333	.400
1960	.239	5202	633	1243	188	34	150	601	85	34	636	31	728	66	32	.322	.375
1961	.266	5561	841	1481	215	53	180	779	64	42	673	39	867	98	36	.346	.421
1962	.248	5456	758	1352	191	36	209	719	56	38	651	40	894	69	21	.328	.411
1963	.252	5500	700	1388	195	36	148	649	64	48	592	49	908	73	32	.325	.382
1964	.253	5513	699	1394	199	57	157	658	71	42	517	40	912	60	27	.317	.395
1965	.238	5368	680	1278	190	27	162	635	69	36	554	50	952	57	41	.309	.374
1966	.251	5507	719	1383	224	45	179	682	67	37	551	45	987	41	34	.319	.406
1967	.243	5410	683	1315	192	36	152	619	78	35	626	54	994	37	21	.322	.376
1968	.235	5490	671	1292	190	39	185	640	73	34	521	53	964	26	32	.302	.385
1969	.242	5441	701	1316	188	29	182	649	63	43	578	43	922	35	28	.315	.387
1970	.238	5377	666	1282	207	38	148	619	83	49	656	56	825	29	30	.321	.374
1971	.254	5502	701	1399	214	38	179	652	62	37	540	70	854	35	43	.321	.405
1972	.237	5099	558	1206	179	32	122	531	74	34	483	65	793	17	21	.303	.356
1973	.254	5508	642	1400	213	32	157	592	48	31	509	47	722	28	30	.317	.390
1974	.247	5568	620	1375	200	35	131	579	41	37	436	33	784	67	38	.302	.366
1975	.249	5366	570	1338	171	39	125	546	37	38	383	26	872	63	57	.299	.366
1976	.257	5441	609	1401	207	38	101	566	46	50	450	35	730	107	59	.314	.365
1977	.264	5604	714	1480	228	45	166	676	45	56	452	20	764	60	46	.319	.410
1978	.271	5601	714	1520	218	34	129	666	57	47	563	32	695	90	38	.338	.392
1979	.269	5375	770	1446	221	35	164	729	56	52	575	28	814	176	86	.340	.415



TIGERS YEAR-BY-YEAR STATISTICS

Year	AVG	AB	R	H	2B	3B	HR	RBI	SH	SF	BB	IBB	SO	SB	CS	OBP	SLG
1980	.273	5648	830	1543	232	53	143	767	63	55	645	35	844	75	68	.348	.409
1981	.256	3600	427	922	148	29	65	403	50	37	404	33	500	61	37	.331	.368
1982	.266	5590	729	1489	237	40	177	684	41	39	470	29	807	93	66	.323	.418
1983	.274	5592	789	1530	283	53	156	749	48	59	508	37	831	93	53	.334	.427
1984	.271	5644	829	1529	254	46	187	788	48	45	602	51	941	106	68	.341	.432
1985	.253	5575	729	1413	254	45	202	703	40	53	526	56	926	75	41	.318	.424
1986	.263	5512	798	1447	234	30	198	751	52	49	613	35	885	138	58	.336	.424
1987	.272	5649	896	1535	274	32	225	840	39	56	653	44	913	106	50	.347	.451
1988	.250	5433	703	1358	213	28	143	650	66	37	588	38	841	87	42	.323	.378
1989	.242	5432	617	1315	198	24	116	564	35	43	585	25	899	103	50	.316	.351
1990	.259	5479	750	1418	241	32	172	714	36	41	634	44	952	82	57	.336	.409
1991	.247	5547	817	1372	259	26	209	778	38	44	699	40	1185	109	47	.332	.416
1992	.256	5515	791	1411	256	16	182	746	43	53	675	42	1055	66	45	.337	.407
1993	.275	5620	899	1546	282	38	178	853	33	52	765	50	1122	104	63	.362	.434
1994	.265	3955	652	1048	216	25	161	622	17	48	520	28	897	46	33	.350	.454
1995	.247	4865	654	1204	228	29	159	619	35	43	551	30	987	73	36	.324	.404
1996	.256	5530	783	1413	257	21	204	741	48	49	546	26	1268	87	50	.322	.420
1997	.258	5481	784	1415	268	32	176	743	34	47	578	37	1164	161	72	.329	.415
1998	.264	5664	722	1494	306	29	165	691	16	45	455	25	1070	122	62	.319	.415
1999	.261	5481	747	1433	289	34	212	704	35	39	458	19	1049	108	70	.318	.443
2000	.275	5644	823	1553	307	41	177	785	42	49	562	22	982	83	38	.343	.438
2001	.260	5537	724	1439	291	60	139	691	41	49	466	26	972	133	61	.320	.409
2002	.248	5406	575	1340	265	37	124	546	30	57	363	22	1035	65	44	.300	.379
2003	.240	5466	591	1312	201	39	153	553	65	49	443	24	1099	98	63	.300	.375
2004	.272	5623	827	1531	284	54	201	800	50	43	518	32	1144	86	50	.337	.449
2005	.272	5602	723	1521	283	45	168	678	44	52	384	24	1038	66	28	.321	.428
2006	.274	5642	822	1548	294	40	203	785	45	36	430	27	1133	60	40	.329	.449
2007	.287	5757	887	1652	352	50	177	857	45	56	474	45	1054	103	30	.345	.458
2008	.271	5641	821	1529	293	41	200	780	30	44	572	23	1076	63	31	.344	.444
2009	.260	5540	743	1443	245	35	183	718	53	39	540	30	1114	72	33	.331	.416
2010	.268	5643	751	1515	308	32	152	717	41	41	546	50	1147	69	30	.335	.415
2011	.277	5563	787	1540	297	34	169	750	50	58	521	47	1143	49	20	.340	.434
2012	.268	5476	726	1467	279	39	163	698	39	57	511	46	1103	59	23	.335	.422
2013	.283	5735	796	1625	292	23	176	767	32	47	531	40	1073	35	20	.346	.434
2014	.277	5630	757	1557	325	26	155	731	24	61	443	51	1144	106	41	.331	.426
2015	.270	5605	689	1515	289	49	151	660	23	35	455	36	1259	83	51	.328	.420
2016	.267	5526	750	1476	252	30	211	719	17	38	493	32	1303	58	29	.331	.438
2017	.258	5556	735	1435	289	35	187	699	11	27	503	21	1313	65	34	.324	.424

PITCHING

Year	W-L	ERA	G	CG	SHO	SV	IP	H	R	ER	HR	HB	BB	SO
1901	73-61	3.30	135	118	8	2	1188.2	1328	694	436	22	47	313	307
1902	52-83	3.56	135	116	9	3	1190.2	1267	657	471	20	44	370	245
1903	65-71	2.75	136	123	15	2	1196.0	1169	539	366	19	29	336	554
1904	62-90	2.77	152	143	15	2	1430.0	1345	627	440	16	70	433	556
1905	79-74	2.83	153	124	17	1	1348.0	1226	602	424	11	51	474	578
1906	71-78	3.06	149	128	7	4	1334.1	1398	599	454	14	58	389	469
1907	92-58	2.33	150	120	15	7	1370.2	1281	532	355	8	53	380	512
1908	90-63	2.40	153	119	15	5	1374.1	1313	547	367	12	60	318	553
1909	98-54	2.26	152	117	17	12	1420.1	1254	493	357	16	56	359	528
1910	86-68	2.82	154	108	17	5	1380.1	1257	582	433	34	67	460	532
1911	89-65	3.73	154	108	8	3	1387.2	1514	776	575	28	69	460	538
1912	69-84	3.77	153	107	7	5	1367.1	1438	777	573	16	61	521	512
1913	66-87	3.38	153	90	4	7	1360.0	1359	716	511	13	49	504	468
1914	80-73	2.86	153	81	14	12	1412.0	1285	618	448	17	65	498	567
1915	100-54	2.86	154	86	10	19	1413.1	1259	597	449	14	57	492	550
1916	87-67	2.97	154	81	8	13	1410.0	1254	595	465	12	62	578	531
1917	78-75	2.56	153	78	20	15	1396.1	1209	577	397	12	55	504	516
1918	55-71	3.40	126	74	8	7	1160.2	1130	557	439	10	33	437	374
1919	80-60	3.30	140	85	10	4	1256.0	1254	578	461	35	38	436	428
1920	61-93	4.04	154	74	9	7	1385.0	1487	833	622	46	56	561	483
1921	71-82	4.40	153	73	4	16	1386.1	1634	852	678	71	54	495	452
1922	79-75	4.27	154	67	7	15	1391.0	1554	791	660	62	84	473	461
1923	83-71	4.09	154	61	9	12	1373.2	1502	741	624	58	54	449	447
1924	86-68	4.19	154	60	5	20	1394.2	1586	796	650	55	45	467	441
1925	81-73	4.61	154	66	2	18	1383.2	1582	829	708	70	42	556	419
1926	79-75	4.41	154	57	10	18	1394.2	1570	830	683	58	46	555	469
1927	82-71	4.14	153	75	5	17	1387.2	1542	805	638	52	47	577	421
1928	68-86	4.32	154	65	5	16	1372.0	1481	804	658	58	36	567	451
1929	70-84	4.96	154	82	5	9	1390.1	1641	928	766	73	28	646	467
1930	75-79	4.70	154	68	4	17	1351.2	1507	833	706	86	33	570	574
1931	61-93	4.59	154	86	5	6	1384.1	1549	836	706	79	27	597	511
1932	76-75	4.30	151	67	9	17	1362.2	1421	787	651	89	31	592	521
1933	75-79	3.95	154	69	6	17	1398.0	1415	733	613	84	23	561	575
1934	101-53	4.06	154	74	13	14	1370.2	1467	708	618	86	13	488	640
1935	93-58	3.82	151	87	16	11	1364.0	1440	665	579	78	30	522	584
1936	83-71	5.00	154	76	13	13	1360.0	1568	871	755	100	20	562	526
1937	89-65	4.87	154	70	6	11	1378.0	1521	841	746	102	24	635	485
1938	84-70	4.79	154	75	3	11	1348.1	1532	795	717	110	14	608	435
1939	81-73	4.29	154	64	8	16	1367.1	1430	762	652	104	18	574	633

TIGERS YEAR-BY-YEAR STATISTICS



Year	W-L	ERA	G	CG	SHO	SV	IP	H	R	ER	HR	HB	BB	SO
1940	90-64	4.01	154	59	10	23	1375.1	1425	717	613	102	17	570	752
1941	75-79	4.18	154	52	8	16	1381.2	1399	743	641	80	13	645	697
1942	73-81	3.13	154	65	12	14	1399.1	1321	587	487	60	23	598	671
1943	78-76	3.00	154	67	18	20	1411.2	1226	560	471	51	14	549	706
1944	88-66	3.09	154	87	20	8	1400.0	1373	581	480	39	22	452	568
1945	88-65	2.99	153	78	19	16	1393.2	1305	565	463	48	23	538	588
1946	92-62	3.22	154	94	18	15	1402.0	1277	567	501	97	11	497	896
1947	85-69	3.57	154	77	15	18	1398.2	1382	642	555	79	16	531	648
1948	78-76	4.15	154	60	5	22	1377.0	1367	726	635	92	15	589	678
1949	87-67	3.77	154	70	19	12	1393.2	1338	655	584	102	18	628	631
1950	95-59	4.12	154	72	9	20	1407.1	1444	713	645	141	31	553	576
1951	73-81	4.29	154	51	8	17	1384.0	1385	741	660	102	40	602	597
1952	50-104	4.25	154	51	10	14	1388.1	1394	738	656	111	25	591	702
1953	60-94	5.25	154	50	2	16	1415.0	1633	923	826	154	41	585	645
1954	68-86	3.81	154	58	13	13	1383.0	1375	664	585	138	38	506	603
1955	79-75	3.79	154	66	16	12	1380.1	1381	658	582	126	32	517	629
1956	82-72	4.06	154	62	10	15	1379.0	1389	699	622	140	44	655	788
1957	78-76	3.56	154	52	9	21	1417.2	1330	614	560	147	43	505	756
1958	77-77	3.59	154	59	8	19	1357.1	1294	606	542	133	42	437	797
1959	76-78	4.20	154	53	9	24	1360.0	1327	732	635	177	45	432	829
1960	71-83	3.64	154	40	7	25	1405.2	1336	644	568	141	47	474	824
1961	101-61	3.55	162	62	12	30	1459.1	1404	671	575	170	29	469	836
1962	85-76	3.81	161	46	8	35	1443.2	1452	692	611	169	32	503	873
1963	79-83	3.90	162	42	7	28	1456.1	1407	703	631	195	48	477	930
1964	85-77	3.84	162	35	11	35	1453.0	1343	678	620	164	53	536	993
1965	89-73	3.35	162	45	14	31	1455.0	1283	602	542	137	47	509	1069
1966	88-74	3.85	162	36	11	38	1454.1	1356	698	622	185	42	520	1026
1967	91-71	3.32	162	46	17	40	1443.2	1230	587	532	151	37	472	1038
1968	103-59	2.71	162	59	19	29	1489.2	1180	492	449	129	32	486	1115
1969	90-72	3.31	162	55	20	28	1455.1	1250	601	536	128	34	586	1032
1970	79-83	4.09	162	33	9	39	1447.1	1443	731	658	153	35	623	1045
1971	91-71	3.63	162	53	11	32	1468.1	1355	645	593	126	49	609	1000
1972	86-70	2.96	156	46	11	33	1388.1	1212	514	457	101	47	465	952
1973	85-77	3.90	162	39	11	46	1447.2	1468	674	627	154	30	493	911
1974	72-90	4.16	162	54	7	15	1455.2	1443	768	673	148	36	621	869
1975	57-102	4.27	159	52	10	17	1396.0	1496	786	663	137	30	533	787
1976	74-87	3.87	161	55	12	20	1431.1	1426	709	616	101	30	550	738
1977	74-88	4.13	162	44	3	23	1457.0	1526	751	669	162	23	470	784
1978	86-76	3.64	162	60	12	21	1455.2	1441	653	589	135	36	503	684
1979	84-76	4.27	161	25	5	37	1423.1	1429	738	676	167	48	547	802
1980	84-78	4.25	162	40	9	30	1467.1	1505	757	693	152	27	558	741
1981	60-49	3.53	109	33	13	22	969.1	840	404	380	83	27	373	476
1982	83-79	3.80	162	45	5	27	1451.0	1371	685	613	172	23	554	740
1983	92-70	3.80	162	42	9	28	1451.0	1318	679	613	170	29	522	875
1984	104-58	3.49	162	19	8	51	1464.0	1358	643	568	130	30	489	914
1985	84-77	3.78	161	31	11	40	1456.0	1313	688	612	141	23	556	943
1986	87-75	4.02	162	33	12	38	1443.2	1374	714	645	183	30	571	880
1987	98-64	4.02	162	33	10	31	1456.0	1430	735	651	180	33	563	976
1988	88-74	3.71	162	34	8	36	1445.2	1361	658	596	150	32	497	890
1989	59-103	4.53	162	24	4	26	1427.1	1514	816	719	150	43	652	831
1990	79-83	4.39	162	15	12	45	1430.1	1401	754	697	154	45	661	856
1991	84-78	4.51	162	18	8	38	1450.1	1570	794	726	148	24	593	739
1992	75-87	4.60	162	10	4	36	1435.2	1534	794	736	155	29	564	693
1993	85-77	4.65	162	11	7	36	1436.2	1547	837	742	188	48	542	828
1994	53-62	5.38	115	15	1	20	1018.0	1139	671	609	148	25	449	560
1995	60-84	5.49	144	5	3	38	1275.0	1509	844	778	170	45	536	729
1996	53-109	6.38	162	10	4	22	1432.2	1699	1103	1015	241	80	784	957
1997	79-83	4.56	162	13	8	42	1445.2	1476	790	732	178	43	552	982
1998	65-97	4.93	162	9	4	32	1446.1	1551	863	792	185	40	595	947
1999	69-92	5.17	161	4	6	33	1421.0	1528	882	817	209	70	583	976
2000	79-83	4.71	162	6	6	44	1443.1	1583	827	755	177	47	496	978
2001	66-96	5.01	162	16	2	34	1429.1	1624	876	795	180	73	553	859
2002	55-106	4.92	161	11	7	33	1414.0	1593	864	773	163	62	463	794
2003	43-119	5.30	162	3	5	27	1438.2	1616	928	847	195	56	557	764
2004	72-90	4.93	162	7	9	35	1439.2	1542	844	788	190	54	530	995
2005	71-91	4.51	162	7	2	37	1435.2	1504	787	719	193	51	461	907
2006	95-67	3.84	162	3	16	46	1448.0	1420	675	618	160	53	489	1003
2007	88-74	4.57	162	1	9	44	1447.1	1498	797	735	174	68	566	1047
2008	74-88	4.90	162	1	2	34	1445.0	1541	857	786	172	68	644	991
2009	86-77	4.29	163	4	9	42	1447.0	1449	745	690	182	41	594	1102
2010	81-81	4.30	162	6	5	32	1444.1	1445	743	690	142	65	537	1056
2011	95-67	4.04	162	4	14	52	1440.0	1406	711	647	149	52	492	1115
2012	88-74	3.75	162	9	8	40	1430.2	1409	670	596	151	42	438	1318
2013	93-69	3.61	162	3	12	39	1462.2	1369	624	587	128	42	462	1428
2014	90-72	4.01	162	5	8	41	1454.0	1475	705	648	127	42	462	1244
2015	74-87	4.64	161	7	12	35	1447.0	1491	803	746	193	46	489	1100
2016	86-75	4.24	161	3	8	47	1428.0	1417	721	672	182	51	462	1232
2017	64-98	5.36	162	2	4	32	1420.1	1587	894	846	218	61	538	1202



YEARLY TIGERS LEADERS

BATTING

Year	Batting Average	Runs Scored	Hits	Doubles	Triples	Home Runs
1901	Elberfeld .308	Barrett 110	Barrett 159	Holmes 28	Gleason 12	Barrett 4 Holmes 4
1902	Barrett .303	Barrett 93	Barrett 154	Barrett 19	Harley 8	Barrett 4 Barrett 4
1903	Crawford .332	Barrett 95	Crawford 181	Carr 23	Crawford *25	Crawford 4
1904	Barrett .268	Barrett 83	Barrett 167	Crawford 22	Crawford 16	Crawford 2 Hickman 2 McIntyre 2
1905	Crawford .297	Crawford 73	Crawford 171	Crawford 38	Crawford 10	Crawford 6
1906	Crawford .295	Crawford 65	Crawford 166	Crawford 25	Crawford 16	Coughlin 2 Crawford 2 O'Leary 2 Schaefer 2
1907	Cobb *350	Crawford *102	Cobb *212	Crawford 34	Crawford 17	Cobb 5
1908	Cobb *324	McIntyre *105	Cobb *188	Cobb *36	Cobb *20	Crawford *7
1909	Cobb *377	Cobb *116	Cobb *216	Crawford *35	Crawford 14	Cobb *9
1910	Cobb *385	Cobb *106	Cobb 196	Cobb 36	Crawford *19	Cobb 8
1911	Cobb *420	Cobb *147	Cobb *248	Cobb *47	Cobb *24	Cobb 8
1912	Cobb *410	Cobb 119	Cobb *227	Cobb 30	Crawford 23	Cobb 7
1913	Cobb *390	Bush 97	Crawford 193	Crawford 32	Crawford *23	Crawford 9
1914	Cobb *368	Bush 98	Crawford 183	Burns 22	Crawford *26	Crawford 8
1915	Cobb *369	Cobb *144	Cobb *208	Veach 40	Crawford *19	Burns 5
1916	Cobb .371	Cobb *113	Cobb 201	Veach 33	Veach 15	Cobb 5
1917	Cobb *383	Bush *112	Cobb *225	Cobb *44	Cobb *23	Veach 8
1918	Cobb *382	Cobb 83	Cobb 161	Veach 21	Cobb *14	Heilmann 5
1919	Cobb *384	Cobb 92	Cobb ^191	Veach *45	Veach *17	Heilmann 8
1920	Cobb .334	Veach 92	Veach 188	Veach 39	Veach 15	Veach 11
1921	Heilmann *394	Cobb 124	Heilmann *237	Heilmann 43	Cobb 16	Heilmann 19
1922	Cobb .401	Blue 131	Cobb 211	Cobb 42	Cobb 16	Heilmann 21
1923	Heilmann *403	Heilmann 121	Heilmann 211	Heilmann 44	Heilmann 11	Heilmann 18
1924	Heilmann .346	Cobb 115	Cobb 211	Heilmann ^45	Heilmann 16	Heilmann 10
1925	Heilmann *393	Wingo 104	Heilmann 225	Heilmann 40	Cobb 12	Heilmann 13
1926	Manush *378	Manush 95	Manush 188	Heilmann 41	Gehring 17	Manush 14
1927	Heilmann *398	Gehring 110	Heilmann 201	Heilmann 50	Manush 18	Heilmann 14
1928	Heilmann .328	Gehring 108	Gehring 193	Heilmann 38	Gehring 16	Heilmann 14
1929	Heilmann .344	Gehring *131	Alexander ^215	Gehring ^45	Gehring *19	Alexander 25
1930	Gehring .330	Gehring 144	Gehring 201	Gehring 47	Gehring 15	Alexander 20
1931	Stone .327	Johnson 107	Stone 191	Alexander 47	Johnson *19	Stone 10
1932	Walker .323	Gehring 112	Gehring 184	Gehring 44	Davis 13	Gehring 19
1933	Gehring .325	Gehring 103	Gehring 204	Gehring 42	Fox 13	Gehring 12 Greenberg 12
1934	Gehring .356	Gehring *134	Gehring *214	Greenberg ^63	Owen 9	Greenberg 26
1935	Gehring .330	Gehring 123	Greenberg 203	Greenberg 46	Greenberg 16	Greenberg ^36
1936	Gehring .354	Gehring 144	Gehring 227	Gehring ^60	Gehring 12	Goslin 24
1937	Gehring *371	Greenberg 137	Walker 213	Greenberg 49	Greenberg 14	Greenberg 40
1938	Greenberg .315	Greenberg *144	Fox 186	Fox 35	Fox 10	Greenberg *58
1939	Gehring *325	McCosky 120	McCosky 190	Greenberg 42	McCosky 14	Greenberg 33
1940	Greenberg .340	Greenberg 129	McCosky ^200	Greenberg ^50	McCosky *19	Greenberg *41
1941	McCosky .324	York 91	Higgins 161	York 29	Campbell 10	York 27
1942	McCosky .293	York 81	McCosky 176	Higgins 34	McCosky 11	York 21
1943	Wakefield .316	Wakefield 91	Wakefield *200	Wakefield *38	York 11	York *34
1944	Higgins .297	Higgins 79	Cramer 169	Higgins 32	Cramer 9	York 18
1945	Mayo .285	Cullenbine 80	York 157	Cullenbine 27	Cramer 8	Cullenbine 18 York 18
1946	Kell .327	Lake 105	Lake 149	Greenberg 29	Kell 9	Greenberg *44
1947	Kell .320	Lake 96	Kell 188	Kell 29	Lake 6	Cullenbine 24
1948	Evers .314	Mullin 91	Evers 169	Evers 33	Mullin 11	Mullin 23
1949	Kell *343	Kell 97	Wertz 185	Kell 38	Kell 9	Wertz 20
1950	Kell .340	Kell 114	Kell *218	Kell ^56	Evers ^11	Wertz 27
1951	Kell .319	Kell 92	Kell *191	Kell ^36	Mullin 6	Wertz 27
1952	Groth .284	Dropo 56	Groth 149	Priddy 23	Mullin 5	Dropo 23
1953	Kuenn .308	Kuenn 94	Kuenn *209	Kuenn 33	Kuenn 7	Boone 22
1954	Kuenn .306	Kuenn 81	Kuenn ^201	Kuenn 28	Tuttle 11	Boone 20
1955	Kaline *340	Kaline 121	Kaline *200	Kuenn *38	Kaline 8	Kaline 27
1956	Kuenn .332	Kaline 96	Kuenn *196	Kaline 32	Kaline 10	Maxwell 28
1957	Kaline .295	Maxwell 96	Kuenn 83	Kuenn 173	Kuenn 30	Bolling 6 Kuenn 6
1958	Kuenn .319	Bolling 91	Kuenn 179	Kuenn *39	Harris 8	Harris 20
1959	Kuenn .353	Yost *115	Kuenn *198	Kuenn *42	Kuenn 7	Maxwell 31

YEARLY TIGERS LEADERS



Year	Batting Average	Runs Scored	Hits	Doubles	Triples	Home Runs
1960	Kaline .278	Yost 78	Kaline 153	Kaline 29	Maxwell 5	Colavito 35
1961	Cash *.361	Colavito 129	Cash *193	Kaline *41	Wood *14	Colavito 45
1962	Bruton .278	Cash 94	Colavito 164	Colavito 30	Kaline 6	Cash 39
1963	Kaline .312	Colavito 91	Kaline 172	Colavito 29	Bruton 8	Kaline 27
1964	Freehan .300	McAuliffe 85	Lumpe 160	Kaline 31	Freehan 8	McAuliffe 24
1965	Horton .273	Wert 81	Wert 159	Cash 23	McAuliffe 6	Cash 30
1966	Kaline .288	Cash 98	Cash 168	Kaline 29	McAuliffe 8	Cash 32
1967	Kaline .308	Kaline 94	Freehan 146	Kaline 28	McAuliffe 7	Kaline 25
1968	Horton .285	McAuliffe *95	Northrup 153	Northrup 29	McAuliffe 10	Horton 36
1969	Northrup .295	Cash 81	Northrup 160	Northrup 31	McAuliffe 5	Horton 28
1970	Kaline .278	Stanley 83	Stanley 143	Kaline 24	Stanley 11	Northrup 24
1971	Kaline .294	Cash 72	Rodriguez 153	Rodriguez 30	Rodriguez 7	Cash 32
1972	Northrup .261	Rodriguez 65	Rodriguez 142	Rodriguez 23	Stanley 6	Cash 22
1973	Stanley .244	Stanley 81	Stanley 147	Rodriguez 27	Northrup 7	Cash 19
1974	Freehan .297	Kaline 71	Sutherland 157	Kaline 28	Freehan 5	Freehan 18
1975	Horton .275	LeFlore 66	Horton 169	Rodriguez 20	Rodriguez 5	Horton 25
1976	LeFlore .316	LeFlore 93	Staub 176	Staub 28	LeFlore 8	Thompson 17
1977	LeFlore .325	LeFlore 100	LeFlore 212	Staub 34	Fuentes 8	Thompson 31
1978	LeFlore .297	LeFlore *126	LeFlore 198	LeFlore 30	Whitaker 7	Thompson 26
1979	Kemp .318	LeFlore 110	LeFlore 180	LeFlore 26	LeFlore 10	Kemp 26
1980	Trammell .300	Trammell 107	Trammell 168	Parrish 34	Brookens 9	Parrish 24
1981	Kemp .277	Kemp 52	Kemp 103	Kemp 18	Cowens 4	Parrish 10
1982	Herndon .292	Herndon 92	Herndon 179	Trammell 34	Herndon 13	Parrish 32
1983	Whitaker .320	Whitaker 94	Whitaker 206	Parrish 42	Gibson 9	Parrish 27
1984	Trammell .314	Gibson 92	Trammell 174	Lemon 34	Gibson 10	Parrish 33
1985	Gibson .287	Whitaker 102	Whitaker 170	Gibson 37	Whitaker 8	Evans *40
1986	Trammell .277	Trammell 107	Trammell 159	Trammell 33	Trammell 7	Evans 29
1987	Trammell .343	Whitaker 110	Trammell 205	Whitaker 38	Whitaker 6	Evans 34
1988	Trammell .311	Trammell 73	Trammell 145	Lemon 29	Brookens 5	Evans 22
1989	Pettis .257	Pettis 77	Whitaker 128	Whitaker 21	Sheridan 5	Whitaker 28
1990	Trammell .304	Whitaker 77	Trammell 170	Trammell 37	Pettis 6	Whitaker 28
1991	Phillips .284	Fielder 102	Fielder 163	Fryman 36	Phillips 7	Fielder ^44
1992	Whitaker .278	Phillips *114	Fryman 175	Phillips 32	Fryman 4	Fielder 35
1993	Phillips .313	Phillips 113	Fryman 182	Fryman 37	Cuyler 7	Tettleton 32
1994	Whitaker .301	Phillips 91	Phillips 123	Fryman 34	Fryman 5	Fielder 28
1995	Fryman .275	Curtis 96	Curtis 157	Curtis 29	Fryman 5	Fielder 31
1996	Higginson .320	Fryman 90	Fryman 165	Higginson 35	Higginson 5	Clark 27
1997	Higginson .299	Hunter 112	Hunter 177	Easley 37	Pride 5	Clark 32
1998	Clark .291	Higginson 92	Clark 175	Easley 38	Hunter 7	Clark 34
1999	Cruz D. .284	Palmer 92	Clark 150	Cruz D. 35	Gonzalez 5	Palmer 38
2000	Cruz D. .302	Higginson 104	Higginson 179	Cruz D. 46	Polonia 8	Higginson 30
2001	Cedeno .293	Higginson 84	Cedeno 153	Halter 32	Encarnacion 6	Fick 19
2002	Simon .301	Fick 66	Fick 150	Fick 36	Cedeno 11	Simon 19
2003	Young .297	Young 78	Young 167	Young 34	Halter 7	Young 29
2004	Rodriguez .334	Guillen 97	Rodriguez 176	Guillen 37	Guillen 10	Peña 27
2005	Monroe .277	Inge 75	Inge 161	Rodriguez 33	Inge 9	Young 21
2006	Guillen .320	Guillen 100	Ordoñez 177	Guillen 41	Guillen 9	Monroe 28
2007	Ordoñez *.363	Granderson 122	Ordoñez 216	Ordoñez *54	Granderson *23	Ordoñez 28
2008	Ordoñez .317	Granderson 112	Cabrera 180	Cabrera 36	Granderson *13	Cabrera *37
2009	Cabrera .324	Cabrera 96	Cabrera 198	Cabrera 34	Granderson 8	Cabrera 34
2010	Cabrera .328	Cabrera 111	Cabrera 181	Cabrera 45	Jackson 10	Cabrera 38
2011	Cabrera *.344	Cabrera 111	Cabrera 197	Cabrera 48	Granderson 11	Cabrera 30
2012	Cabrera *.330	Cabrera 109	Cabrera 205	Cabrera 40	Jackson *10	Cabrera *44
2013	Cabrera *.348	Cabrera 103	Cabrera 193	Hunter 37	Jackson 7	Cabrera 44
2014	V. Martinez .335	Cabrera 101	Cabrera 191	Cabrera *52	Jackson 5	V. Martinez 32
2015	Cabrera *.338	Kinsler 94	Kinsler 185	Kinsler 35	Davis 11	J.D. Martinez 38
2016	Cabrera .316	Kinsler 117	Cabrera 188	J.D. Martinez 35	Maybin 5	Cabrera 38
2017	Upton .279	Kinsler 90	Castellanos 167	Upton 37	Castellanos *10	Upton 28

*Led League; ^Tied for league lead

Year	RBI	Walks	Strikeouts	Stolen Bases	On-Base %	Slugging %
1901	Elberfeld 76	Barrett 76	---	Holmes 35	Elberfeld .397	Elberfeld .428
1902	Elberfeld 64	Barrett 74	---	Barrett 24	Barrett .397	Barrett .387
1903	Crawford 89	Barrett *74	---	Barrett 27	Barrett *.407	Crawford .488
1904	Crawford 73	Barrett *79	---	Crawford 20	Barrett .353	Crawford .352
1905	Crawford 75	Crawford 50	---	Crawford 22	Crawford .357	Crawford .430
1906	Crawford 72	McIntyre 56	---	Coughlin 31	Crawford .341	Crawford .407
				Schaefer 31		



YEARLY TIGERS LEADERS

Year	RBI	Walks	Strikeouts	Stolen Bases	On-Base %	Slugging %						
1907	Cobb	*116	Jones	60	---	Cobb	*.473					
1908	Cobb	*108	McIntyre	83	---	Schaefer	*.475					
1909	Cobb	*107	Bush	*88	---	Cobb	*.517					
1910	Crawford	*120	Bush	*78	---	Cobb	*.554					
1911	Cobb	*144	Bush	*98	---	Cobb	*.621					
1912	Crawford	109	Bush	*117	---	Cobb	*.586					
1913	Crawford	83	Bush	80	Gainer	45	Cobb	*.535				
1914	Crawford	*104	Bush	*112	Stanage	58	Bush	Crawford	.483			
1915	Crawford	^112	Bush	118	Burns	51	Cobb	*.486	Cobb	.487		
1916	Veach	^112	Cobb	118								
1917	Veach	91	Cobb	78	Stanage	48	Cobb	*.68	Cobb	.452	Cobb	.493
1918	Veach	*103	Bush	80	Heilmann	54	Cobb	*.55	Cobb	*.444	Cobb	*.566
1919	Veach	*78	Bush	79	Cunningham	34	Cobb	*.34	Cobb	*.440	Cobb	*.515
1919	Veach	101	Bush	75	Heilmann	41	Cobb	28	Heilmann	.429	Veach	.519
1920	Veach	113	Young	85	Bush	32	Bush	15	Cobb	.416	Veach	.474
1921	Heilmann	139	Blue	103	Blue	47	Cobb	22	Cobb	.452	Heilmann	.606
1922	Veach	126	Blue	82	Blue	48	Rigney	17	Cobb	.462	Heilmann	.598
1923	Heilmann	115	Blue	96	Blue	40	Haney	13	Heilmann	.481	Heilmann	.632
1924	Heilmann	114	Rigney	102	Heilmann	41	Cobb	23	Bassler	.441	Heilmann	.533
1925	Heilmann	134	Blue	83	Tavener	60	Blue	19	Cobb	.468	Cobb	.598
1926	Heilmann	103	Blue	90	Tavener	53	Blue	13	Heilmann	.445	Manush	.564
1927	Heilmann	120	Heilmann	72	Warner	45	Neun	22	Heilmann	.475	Heilmann	.616
1928	Heilmann	107	Gehring	69	Tavener	51	Rice	20	Gehring	.395	Heilmann	.507
1929	Alexander	137	Johnson	67	Alexander	63	Gehring	*27	Heilmann	.412	Alexander	.580
1930	Alexander	135	Gehring	69	Alexander	56	McManus	*23	Gehring	.404	Gehring	.534
1931	Alexander	87	Johnson	72	Johnson	51	Johnson	33	Alexander	.401	Stone	.464
1932	Stone	108	Gehring	68	Stone	64	Walker	30	Gehring	.370	Gehring	.497
1933	Gehring	105	Rogell	79	Greenberg	78	Walker	26	Gehring	.393	Gehring	.468
1934	Greenberg	139	Gehring	99	Greenberg	93	White	28	Gehring	.450	Greenberg	.600
1935	Greenberg	*170	Cochrane	96	Greenberg	91	White	19	Cochrane	.452	Greenberg	.628
1936	Greenberg	125	Goslin	85	Goslin	50	Walker	17	Gehring	.431	Gehring	.555
1937	Greenberg	*183	Greenberg	102	Greenberg	101	Walker	23	Gehring	.458	Greenberg	.668
1938	Greenberg	146	Greenberg	^119	Greenberg	92	Fox	16	Greenberg	.438	Greenberg	.683
1939	Greenberg	112	Greenberg	91	Greenberg	*95	Fox	23	Gehring	.423	Greenberg	.622
1940	Greenberg	*150	Gehring	101	York	88	McCosky	13	Greenberg	.433	Greenberg	*.760
1941	York	111	Gehring	95	York	88	McCosky	8	McCosky	.401	Campbell	.457
1942	York	90	York	73	York	71	McCosky	11	McCosky	.365	Harris	.430
1943	York	*118	York	84	Hoover	101	Harris	6	Wakefield	.377	York	*.527
1944	York	98	Higgins	81	York	73	Mayo	9	Higgins	.392	York	.439
1945	Cullenbine	93	Cullenbine	101	York	85	Webb	8	Cullenbine	.397	Cullenbine	.451
1946	Greenberg	*127	Lake	103	Greenberg	88	Lake	15	Greenberg	.373	Greenberg	.604
1947	Kell	93	Cullenbine	137	Mullin	66	Lake	11	Cullenbine	.401	Evers	.435
1948	Evers	103	Mullin	77	Wertz	70	Lipon	4	Mullin	.385	Mullin	.504
1949	Wertz	133	Wertz	80	Wertz	61	Kell	7	Kell	.424	Kell	.467
1950	Wertz	123	Groth	95	Priddy	95	Lipon	9	Wertz	.408	Evers	.551
1951	Wertz	94	Wertz	78	Priddy	73	Kell	10	Kell	.386	Wertz	.511
1952	Dropo	70	Ginsberg	51	Dropo	63	Mullin	4	Groth	.348	Dropo	.479
1953	Dropo	96	Delsing	66	Dropo	69	Kuenn	6	Delsing	.380	Nieman	.453
1954	Boone	85	Boone	71	Tuttle	60	Kaline	9	Boone	.376	Boone	.466
1955	Boone	^116	Kaline	82	Kaline	57	Torgeson	9	Kaline	.421	Kaline	.546
1956	Kaline	128	Maxwell	79	Maxwell	74	Kuenn	9	Maxwell	.414	Maxwell	.534
1957	Kaline	90	Maxwell	76	Maxwell	84	Kaline	11	Maxwell	.377	Maxwell	.482
1958	Kaline	85	Maxwell	64	Martin	62	Wilson	10	Kaline	.374	Kaline	.490
1959	Maxwell	95	Yost	*135	Maxwell	91	Kaline	10	Yost	*.435	Kaline	*.530
1960	Colavito	87	Yost	*125	Colavito	80	Kaline	19	Yost	*.414	Colavito	.474
1961	Colavito	140	Cash	124	Wood	141	Wood	30	Cash	*.487	Cash	.662
1962	Colavito	112	Cash	104	Cash	82	Wood	24	Cash	.382	Colavito	.514
1963	Kaline	101	Cash	89	Colavito	78	Wood	18	Cash	.386	Kaline	.514
1964	Cash	83	McAuliffe	77	McAuliffe	96	Wood	14	Kaline	.383	Kaline	.469
1965	Horton	104	Cash	77	Horton	101	Lumpe	7	Cash	.371	Cash	.512
1966	Horton	100	Kaline	81	Horton	103	Wert	6	Kaline	.392	Kaline	.534
1967	Kaline	78	McAuliffe	105	McAuliffe	118	Stanley	9	Kaline	.411	Kaline	.541
1968	Northrup	90	McAuliffe	82	Horton	110	McAuliffe	8	Freehan	.366	Horton	.543
1969	Horton	91	Cash	63	Horton	93	Stanley	8	Cash	.368	Northrup	.508
1970	Northrup	80	McAuliffe	101	Northrup	68	Stanley	10	Kaline	.377	Northrup	.458
1971	Cash	91	Kaline	82	Rodriguez	93	Northrup	7	Cash	.372	Cash	.531
1972	Cash	61	McAuliffe	59	Rodriguez	104	Taylor	5	Cash	.338	Cash	.445
1973	Rodriguez	58	Brown	52	Rodriguez	85	Taylor	9	Stanley	.297	Stanley	.384
1974	Kaline	64	Kaline	65	Kaline	75	LeFlore	23	Freehan	.361	Freehan	.479
1975	Horton	92	Sutherland	45	LeFlore	139	LeFlore	28	Sutherland	.321	Horton	.421
1976	Staub	96	Staub	83	LeFlore	111	LeFlore	58	Staub	.386	Staub	.433
1977	Thompson	105	Thompson	73	LeFlore	121	LeFlore	39	LeFlore	.363	Thompson	.487
1978	Staub	121	Kemp	97	LeFlore	104	LeFlore	*68	Kemp	.379	Thompson	.472
1979	Kemp	105	Whitaker	78	Parrish	105	LeFlore	78	Kemp	.398	Kemp	.543

YEARLY TIGERS LEADERS



TIGERS HISTORY & RECORDS

Year	RBI	Walks	Strikeouts	Stolen Bases	On-Base %	Slugging %
1980	Kemp 101	Whitaker 73	Parrish 109	Brookens 13 Peters 13	Kemp .376	Parrish .499
1981	Kemp 49	Kemp 70	Gibson 64	Gibson 17	Kemp .389	Kemp .419
1982	Hernndon 88	Lemon 56	Parrish 99	Trammell 19	Lemon .368	Parrish .529
1983	Parrish 114	Whitaker 67	Parrish 106	Trammell 30	Trammell .385	Parrish .483
1984	Parrish 98	Evans 77	Parrish 120	Gibson 29	Trammell .382	Gibson .516
1985	Parrish 98	Evans 85	Gibson 137	Gibson 30	Gibson .364	Evans .519
1986	Coles 86 Gibson 86	Evans 91	Gibson 107	Gibson 34	Gibson .371	Gibson .492
1987	Trammell 105	Evans 100	Gibson 117	Gibson 26	Trammell .402	Trammell .551
1988	Trammell 69	Evans 84	Evans 89	Pettis 44	Trammell .373	Trammell .464
1989	Whitaker 85	Whitaker 89	Pettis 106	Pettis 43	Pettis .375	Whitaker .462
1990	Felder *132	Phillips 99	Felder *182	Phillips 19	Felder .377	Felder *.592
1991	Felder *133	Tettleton 101	Deer *175	Cuyler 41	Whitaker .391	Felder .513
1992	Felder *124	Tettleton *122	Felder 151	Pettis 13	Phillips .387	Tettleton .469
1993	Felder 117	Phillips *132	Tettleton 139	Phillips 16	Phillips .443	Tettleton .492
1994	Felder 90	Tettleton 97	Fryman *128	Phillips 13	Tettleton .419	Gibson .548
1995	Felder 82	Felder 75	Felder 116	Curtis 27	Curtis .349	Felder .472
1996	Fryman 100	Higginson 65	Nieves 158	Bartee 20	Higginson .404	Higginson .577
1997	Clark 117	Clark 93	Nieves 157	Hunter *74	Higginson .379	Higginson .520
1998	Clark 103	Clark 63 Higginson 63 Higginson 64	Clark 128	Hunter 42	Clark .358	Clark .522
1999	Palmer 100	Clark 64 Higginson 64	Palmer 153	Encarnacion 33	Ausmus .365	Palmer .518
2000	Higginson 102 Palmer 102	Higginson 74	Palmer 146	Encarnacion 16	Higginson .377	Higginson .538
2001	Clark 75	Higginson 80	Clark 108	Cedeno 55	Higginson .367	Halter .467
2002	Simon 82	Fick 46	Inge 101	Lombard 13	Higginson .345	Simon .459
2003	Young 85	Higginson 59	Young 130	Sanchez 44	Young .372	Young .537
2004	Guillen 97	Higginson 70 Peña 70	Peña 146	Sanchez 19	Rodriguez .383	Guillen .542
2005	Monroe 89	Inge 63	Inge 140	Logan 23	Inge .330	Young .471
2006	Ordoñez 104	Guillen 71	Granderson *174	Guillen 20	Guillen .430	Guillen .519
2007	Ordoñez 139	Sheffield 84	Inge 150	Granderson 26	Ordoñez .404	Ordoñez .595
2008	Cabrera 127	Granderson 71	Cabrera 126	Granderson 12	Ordoñez .376	Cabrera .537
2009	Cabrera 103	Granderson 72	Inge 170	Granderson 20	Cabrera .396	Cabrera .547
2010	Cabrera *126	Cabrera 89	Jackson 170	Jackson 27	Cabrera *.420	Cabrera .622
2011	Cabrera 105	Cabrera 108	Jackson 181	Jackson 22	Cabrera .448	Cabrera .586
2012	Cabrera *139	Felder 85	Jackson 134	Berry 21	Felder .412	Cabrera .606
2013	Cabrera 137	Cabrera 90	Jackson 129	Jackson 8	Cabrera *.442	*Cabrera .636
2014	Cabrera 109	V. Martinez 70	Avila 151	Davis 36	V. Martinez *.409	V. Martinez .565
2015	J.D. Martinez 102	Cabrera 77	J.D. Martinez 178	Gose 23	Cabrera *.440	J.D. Martinez .535
2016	Cabrera 108	Cabrera 75	Upton 179	Maybin 15	Cabrera .393	Cabrera .563
2017	Castellanos 101	Upton 57	Upton 147	Kinsler 14	Upton .362	Upton .542

*Led League; ^Tied for league lead

PITCHING

Year	Wins	Losses	Winning %	ERA	Appearances	Innings Pitched
1901	Miller 23	Cronin 15 Siever 15	Miller .639	Yeager 2.61	Miller 38 Siever 38	Miller 332.0
1902	Mercer 15	Mercer 18	Mercer .455	Siever *1.91	Mercer 35 Mullin 35	Mercer 281.2
1903	Mullin 18	Donovan 16 Kitson 16	Mullin .545	Mullin 2.25	Mullin 41	Mullin 320.2
1904	Donovan 17 Mullin 17	Mullin 23	Donovan .515	Mullin 2.40	Mullin 45	Mullin 382.1
1905	Killian 23	Mullin 21	Killian .622	Killian 2.27	Mullin 44	Mullin *347.2
1906	Mullin 21	Mullin 18	Killian .625	Siever 2.71	Mullin 40	Mullin 330.0
1907	Donovan 25 Killian 25	Mullin 20	Donovan *.862	Killian 1.78	Mullin 46	Mullin 357.1
1908	Summers 24	Mullin 13	Donovan .720	Summers 1.64	Summers 40	Summers 301.0
1909	Mullin *29	Willett 10	Mullin *.784	Killian 1.71	Willett 41	Mullin 303.2
1910	Mullin 21	Mullin 12 Summers 12	Donovan .708	Willett 2.37	Mullin 38	Mullin 289.0
1911	Mullin 18	Willett 14	Works .688	Mullin 3.07	Willett 38	Mullin 234.1
1912	Dubuc 17 Willett 17	Mullin 17	Dubuc .630	Dubuc 2.77	Dubuc 37 Willett 37	Willett 284.1
1913	Dubuc 15	Dubuc 14 Willett 14	Lake .533	Dauss 2.48	Dubuc 36	Dubuc 242.2
1914	Coveleski 22	Dauss 15	Coveleski .647	Coveleski 2.49	Dauss 45	Coveleski 303.1
1915	Dauss 24	Coveleski 13 Dauss 13	Boland .650	Coveleski 2.45	Coveleski *50	Coveleski 312.2
1916	Coveleski 21	Dauss 12 James 12	Coveleski .656	Coveleski 1.97	Boland 46	Coveleski 324.1
1917	Dauss 17	Ehmke 15	Mitchell .600	James 2.09	Cunningham 44	Dauss 270.2
1918	Boland 14	Dauss 16	Boland .583	Boland 2.65	Dauss 33	Dauss 249.2
1919	Dauss 21	Boland 16	Dauss .700	Leonard 2.77	Boland 35	Dauss 256.1
1920	Ehmke 15	Dauss 21	Ehmke .455	Ehmke 3.29	Ayers 46	Dauss 270.1
1921	Ehmke 13	Dauss 15	Ehmke .481	Leonard 3.75	Oldham 40	Leonard 245.0
1922	Pillette 19	Ehmke 17	Pillette .613	Pillette 2.85	Ehmke 45	Ehmke 279.2
1923	Dauss 21	Pillette ^19	Cole .722	Dauss 3.62	Cole 52	Dauss 316.0
1924	Whitehill 17	Dauss 11 Stoner 11	Holloway .700	Collins 3.21	Holloway 49	Whitehill 233.0



YEARLY TIGERS LEADERS

Year	Wins	Losses	Winning %	ERA	Appearances	Innings Pitched						
1925	Dauss	16	Holloway	.765	Dauss	3.16	Doyle	45	Whitehill	239.1		
1926	Whitehill	16	Whitehill	13	Dauss	.667	Gibson	3.48	Holloway	36	Whitehill	252.1
									Wells	36		
									Whitehill	36		
1927	Whitehill	16	Whitehill	14	Collins	.650	Whitehill	3.36	Whitehill	41	Whitehill	236.0
1928	Carroll	16	Whitehill	16	Carroll	.571	Carroll	3.27	Smith	39	Carroll	231.0
1929	Uhle	15	Carroll	17	Uhle	.577	Uhle	4.08	Whitehill	38	Uhle	249.0
1930	Whitehill	17	Whitehill	13	Sorrell	.593	Uhle	3.65	Sullivan	40	Uhle	239.0
1931	Sorrell	13	Bridges	16	Sorrell	.481	Uhle	3.50	Bridges	35	Whitehill	271.1
	Whitehill	13	Whitehill	16					Herring	35		
									Sorrell	35		
1932	Whitehill	16	Sorrell	14	Whitehill	.571	Bridges	3.36	Hogsett	47	Whitehill	244.0
1933	Marberry	16	Fischer	15	Marberry	.593	Bridges	3.09	Hogsett	45	Marberry	238.1
1934	Rowe	24	Bridges	11	Rowe	.750	Auker	3.42	Rowe	45	Bridges	275.0
1935	Bridges	21	Rowe	13	Auker	*.720	Bridges	3.51	Rowe	42	Rowe	275.2
1936	Bridges	*23	Auker	16	Bridges	.676	Bridges	3.60	Lawson	41	Bridges	294.2
									Rowe	41		
1937	Lawson	18	Bridges	12	Gill	.733	Auker	3.88	Auker	39	Auker	252.2
1938	Bridges	13	Auker	10	Eisenstat	.600	Gill	4.12	Coffman	39	Kennedy	190.1
1939	Bridges	17	Rowe	12	Bridges	.708	Newsom	3.37	Benton	37	Newsom	246.0
	Newsom	17										
1940	Newsom	21	Benton	10	Rowe	*.842	Newsom	2.83	Benton	42	Newsom	264.0
1941	Benton	15	Newsom	*20	Benton	.714	Bridges	3.41	Newsom	43	Newsom	250.1
1942	Trucks	14	Trout	18	Trucks	.636	Newhouser	2.45	Newhouser	38	Benton	226.2
1943	Trout	^20	Newhouser	17	Bridges	.632	Bridges	2.39	Trout	44	Trout	246.2
1944	Newhouser	*29	Gentry	14	Newhouser	.763	Trout	*2.12	Trout	49	Trout	*352.1
1945	Newhouser	*25	Trout	15	Newhouser	.735	Newhouser	*1.81	Trout	41	Newhouser	*313.1
1946	Newhouser	^26	Trout	13	Newhouser	.743	Newhouser	*1.94	Trout	38	Newhouser	292.2
1947	Hutchinson	18	Newhouser	*17	Overmire	.688	Newhouser	2.87	Newhouser	40	Newhouser	285.0
1948	Newhouser	*21	Houtteman	16	Newhouser	.636	Newhouser	3.01	Houtteman	43	Newhouser	272.1
									Trucks	43		
									Trucks	41	Newhouser	292.0
1949	Trucks	19	Newhouser	11	Hutchinson	.682	Trucks	2.81	Trucks	41	Newhouser	292.0
1950	Houtteman	19	Newhouser	13	Trout	.722	Houtteman	3.54	White	42	Houtteman	274.2
1951	Trucks	13	Gray	^14	Trucks	.619	Hutchinson	3.68	Trout	42	Gray	197.1
1952	Gray	12	Houtteman	*20	Newhouser	.500	Trucks	3.97	White	41	Gray	224.0
1953	Garver	11	Gray	15	Garver	.500	Garver	4.45	Herbert	43	Garver	198.1
1954	Gromek	18	Gromek	16	Garver	.560	Gromek	2.74	Herbert	42	Gromek	252.2
1955	Hoelt	16	Garver	16	Hoelt	.696	Hoelt	2.99	Aber	39	Lary	235.0
1956	Lary	*21	Hoelt	14	Lary	.618	Lary	3.15	Foytack	43	Lary	*294.0
1957	Bunning	^20	Lary	16	Bunning	.714	Bunning	2.69	Bunning	45	Bunning	*267.1
									Maas	45		
1958	Lary	16	Lary	15	Bunning	.538	Lary	2.90	Aguirre	44	Lary	*260.1
1959	Bunning	17	Foytack	14	Mossi	.654	Mossi	3.36	Morgan	46	Bunning	249.2
	Lary	17										
	Mossi	17										
1960	Lary	15	Lary	15	Mossi	.529	Bunning	2.79	Sisler	41	Lary	*274.1
1961	Lary	23	Bunning	11	Lary	.719	Mossi	2.96	Aguirre	45	Lary	275.1
1962	Bunning	19	Mossi	13	Aguirre	.667	Aguirre	*2.21	Nischwitz	48	Bunning	258.0
1963	Regan	15	Aguirre	15	Regan	.625	Aguirre	3.67	Fox	46	Bunning	248.1
1964	Wickersham	19	Wickersham	12	Lolich	.667	Lolich	3.26	Lolich	44	Wickersham	254.0
1965	McLain	16	Wickersham	14	McLain	.727	McLain	2.61	Gladding	46	Lolich	243.2
1966	McLain	20	Lolich	14	Wilson	.684	Wilson	2.59	Sherry	55	McLain	264.1
1967	Wilson	22	McLain	16	Wilson	.667	Lolich	3.04	Gladding	42	Wilson	264.0
1968	McLain	*31	Wilson	12	McLain	*.838	McLain	1.96	Dobson	47	McLain	*336.0
1969	McLain	*24	Lolich	11	McLain	.727	McLain	2.80	Dobson	49	McLain	*325.0
1970	Lolich	14	Lolich	*19	Cain	.632	Lolich	3.80	Timmerman	61	Lolich	272.2
1971	Lolich	*25	Lolich	14	Coleman	.690	Lolich	2.92	Scherman	69	Lolich	*376.0
1972	Lolich	22	Coleman	14	Lolich	.611	Lolich	2.50	Seelbach	61	Lolich	327.1
1973	Coleman	23	Coleman	15	Hiller	.667	Coleman	3.53	Hiller	65	Lolich	308.2
1974	Hiller	17	Lolich	*21	Coleman	.538	Lolich	4.15	Hiller	59	Lolich	308.0
1975	Lolich	12	Coleman	18	Ruhle	.478	Lolich	3.78	Hiller	36	Lolich	240.2
									Walker	36		
1976	Fidrych	19	Roberts	17	Fidrych	.679	Fidrych	*2.34	Hiller	56	Roberts	252.0
1977	Rozema	15	Arroyo	18	Rozema	.682	Rozema	3.09	Hiller	45	Rozema	218.1
1978	Slaton	17	Rozema	12	Billingham	.652	Rozema	3.14	Hiller	51	Slaton	233.2
1979	Morris	17	Wilcox	10	Morris	.708	Morris	3.28	Lopez	61	Morris	197.2
1980	Morris	16	Morris	15	Lopez	.684	Petry	3.94	Lopez	67	Morris	250.0
1981	Morris	14	Petry	9	Morris	.667	Petry	3.00	Saucier	38	Morris	198.0
1982	Morris	17	Morris	16	Petry	.625	Petry	3.22	Tobik	51	Morris	266.1
1983	Morris	20	Morris	13	Petry	.633	Morris	3.34	Lopez	57	Morris	*293.2
1984	Morris	19	Morris	11	Petry	.692	Petry	3.24	Hernandez	80	Morris	240.1
1985	Morris	16	Petry	13	Terrell	.600	Morris	3.33	Hernandez	74	Morris	257.0

YEARLY TIGERS LEADERS



Year	Wins	Losses	Winning %	ERA	Appearances	Innings Pitched						
1986	Morris	21	Terrell	12	King	.733	Morris	3.27	Hernandez	64	Morris	267.0
1987	Morris	18	Morris	11	Terrell	.630	Morris	3.38	Henneman	55	Morris	266.0
1988	Morris	15	Terrell	16	Robinson	.684	Robinson	2.98	Henneman	65	Morris	235.0
1989	Henneman	11	Alexander	*18	Henneman	.733	Tanana	3.58	Henneman	60	Tanana	223.2
1990	Morris	15	Morris	18	Tanana	.529	Morris	4.51	Henneman	69	Morris	249.2
1991	Gullickson	20	Terrell	14	Gullickson	.690	Tanana	3.77	Gibson	68	Gullickson	226.1
1992	Gullickson	14	Gullickson	13	Tanana	.542	Gullickson	4.34	Munoz	65	Gullickson	221.2
1993	Doherty	14	Doherty	11	Gullickson	.591	Wells	4.19	MacDonald	68	Moore	213.2
1994	Moore	11	Belcher	15	Boever	.818	Moore	5.42	Boever	46	Belcher	162.0
1995	Wells	10	Moore	15	Bergman	.412	Lira	4.31	Boever	60	Lira	146.1
1996	Olivares	7	Lira	14	Olivares	.389	Lira	5.22	Myers	83	Lira	194.2
1997	Blair	16	Moehler	12	Blair	.667	Thompson	3.02	Myers	88	Thompson	223.1
1998	Moehler	14	Thompson	15	Moehler	.519	Moehler	3.90	Runyan	88	Thompson	222.0
1999	Mlicki	14	Moehler	*16	Mlicki	.538	Mlicki	4.60	Broncat	70	Moehler	196.1
2000	Moehler	12	Weaver	15	Blair	.625	Weaver	4.32	Anderson	69	Weaver	200.0
2001	Sparks	14	Weaver	16	Sparks	.609	Sparks	3.65	Anderson	62	Sparks	232.0
2002	Redman	8	Sparks	16	Maroth	.375	Redman	4.21	Acevedo	65	Redman	203.0
2003	Maroth	9	Maroth	21	Maroth	.300	Cornejo	4.67	Walker	78	Cornejo	194.2
2004	Robertson	12	Johnson	15	Robertson	.545	Maroth	4.31	Walker	70	Johnson	217.0
2005	Bonderman	14	Robertson	16	Bonderman	.519	Robertson	4.48	Walker	66	Johnson	210.0
2006	Rogers	17	Robertson	13	Rogers	.680	Verlander	3.63	Rodney	63	Bonderman	214.0
2007	Verlander	18	Robertson	13	Verlander	.750	Verlander	3.66	Jones	63	Verlander	201.2
2008	Galarraga	13	Verlander	17	Galarraga	.650	Galarraga	3.73	Seay	60	Verlander	201.0
2009	Verlander	^19	Galarraga	10	Verlander	.679	Verlander	3.45	Rodney	73	Verlander	*240.0
2010	Verlander	18	Porcello	12	Verlander	.667	Verlander	3.37	Coke	74	Verlander	224.1
2011	Verlander	*24	Penny	11	Verlander	.828	Verlander	*2.40	Valverde	75	Verlander	*251.0
2012	Verlander	17	Porcello	12	Scherzer	.696	Verlander	2.64	Benoit	73	Verlander	*238.1
2013	Scherzer	*21	Verlander	12	Scherzer	*.875	Sanchez	*2.57	Benoit	66	Verlander	218.1
2014	Scherzer	^18	Porcello	13	Scherzer	.783	Scherzer	3.15	Alburquerque	72	Scherzer	220.1
2015	Simon	13	Simon	12	Simon	.520	Simon	5.05	Hardy	70	Simon	187.0
2016	Verlander	16	Sanchez	13	Verlander	.640	Verlander	3.04	J. Wilson	66	Verlander	227.2
2017	Fulmer	10	Zimmermann	13	Verlander	.556	Verlander	3.82	Greene	71	Verlander	172.0

*Led League; ^Tied for league lead

Year	Saves	Complete Games	Shutouts	HR Allowed	Walks	Strikeouts					
1901	--	Miller	35	Miller	3	Siever	9	Miller	98	Siever	85
1902	--	Mercer	28	Mercer	4	Mercer	5	Mullin	95	Mullin	78
1903	--	Donovan	^34	Mullin	6	Kitson	8	Mullin	*106	Donovan	187
1904	--	Mullin	42	Mullin	7	Kitson	7	Mullin	*131	Mullin	161
1905	--	Mullin	^35	Killian	8	Mullin	4	Mullin	*138	Mullin	168
1906	--	Mullin	35	Donahue	3	Siever	5	Mullin	^108	Mullin	123
1907	--	Mullin	35	Mullin	5	Donovan	3	Mullin	106	Mullin	146
1908	--	Mullin	26	Donovan	6	Killian	3	Mullin	71	Donovan	141
1909	--	Mullin	29	Donovan	4	Willett	5	Mullin	78	Mullin	124
1910	--	Mullin	27	Mullin	5	Stroud	*9	Mullin	102	Donovan	107
1911	--	Mullin	25	Works	3	Mullin	7	Willett	80	Mullin	87
1912	--	Willett	28	Dubuc	2	Lake	3	Dubuc	109	Dubuc	97
1913	--	Dauss	22	Dauss	2	Mullin	3	Dubuc	91	Dauss	107
1914	--	Dubuc	22	Dauss	2	Willett	3	Dubuc	91	Dauss	107
1915	--	Coveleski	23	Coveleski	5	Dauss	4	Coveleski	100	Dauss	150
1916	--	Dauss	27	Dubuc	5	Dubuc	5	Dauss	115	Coveleski	150
1917	--	Coveleski	22	Coveleski	3	Coveleski	6	Dauss	90	Coveleski	108
1918	--	Dauss	22	Dauss	6	Dauss	3	James	96	Dauss	102
1919	--	Dauss	21	Boland	4	Ehmke	3	Kallio	76	Dauss	73
1920	--	Dauss	22	Leonard	4	James	3	Dauss	9	Ehmke	*107
1921	--	Ehmke	23	Ayers	3	Dauss	11	Ehmke	124	Ayers	103
1922	--	Leonard	3	Leonard	3	Four with	1	Ehmke	15	Dauss	81
1923	--	Dauss	16	Leonard	3	Four with	1	Leonard	15	Ehmke	81
1924	--	Dauss	16	Leonard	3	Four with	1	Leonard	15	Ehmke	81
1925	--	Pillette	18	Pillette	4	Oldham	14	Ehmke	101	Ehmke	108
1926	--	Dauss	22	Dauss	4	Holloway	12	Pillette	83	Dauss	105
1927	--	Whitehill	16	Whitehill	2	Johnson	12	Pillette	101	Ehmke	108
1928	--	Dauss	16	Dauss	1	Stoner	13	Pillette	79	Dauss	105
1929	--	Whitehill	16	Whitehill	2	Stoner	13	Whitehill	89	Collins	75
1930	--	Whitehill	16	Whitehill	1	Whitehill	13	Whitehill	88	Whitehill	83
1931	--	Gibson	16	Wells	4	Stoner	11	Whitehill	79	Whitehill	109
1932	--	Whitehill	17	Whitehill	3	Holloway	10	Whitehill	*105	Whitehill	95
1933	--	Carroll	19	Carroll	2	Stoner	16	Carroll	87	Whitehill	93
1934	--	Uhle	23	Five with	1	Whitehill	16	Sorrell	106	Whitehill	103

TIGERS HISTORY & RECORDS



YEARLY TIGERS LEADERS

Year	Saves	Complete Games	Shutouts	HR Allowed	Walks	Strikeouts						
1930	--	Uhle	18	Sorrell	2	Uhle	18	Sorrell	106	Uhle	117	
1931	--	Whitehill	22	Bridges	2	Whitehill	*22	Whitehill	118	Bridges	105	
	--			Uhle	2							
1932	--	Whitehill	17	Bridges	4	Whitehill	17	Bridges	119	Bridges	108	
1933	--	Bridges	17	Bridges	2	Sorrell	18	Bridges	110	Bridges	120	
1934	--	Bridges	23	Bridges	3	Bridges	16	Bridges	104	Bridges	151	
	--			Rowe	3							
1935	--	Bridges	23	Rowe	6	Bridges	*22	Bridges	113	Bridges	*163	
1936	--	Bridges	26	Bridges	5	Bridges	21	Bridges	115	Bridges	*175	
1937	--	Auker	19	Bridges	3	Lawson	17	Lawson	115	Bridges	138	
1938	--	Bridges	13	Auker	1	Gill	15	Kennedy	113	Bridges	101	
	--	Gill	13	Gill	1							
	--	Poffenberger	1	Poffenberger	1							
1939	--	Newsom	21	Newsom	3	Rowe	17	Newsom	104	Newsom	164	
1940	--	Newsom	20	Newsom	3	Newsom	19	Newsom	100	Newsom	164	
1941	--	Newsom	12	Newsom	2	Newsom	15	Newhouser	137	Newsom	175	
1942	--	Trout	13	White	4	Trout	15	Newhouser	114	Benton	110	
1943	--	Trout	18	Trout	5	Trucks	11	Newhouser	*111	Newhouser	144	
1944	--	Trout	*33	Trout	7	Gentry	9	Gentry	*108	Newhouser	*187	
	--			Trout	9		9					
1945	--	Newhouser	*29	Newhouser	8	Mueller	8	Newhouser	110	Newhouser	*212	
1946	--	Newhouser	*29	Newhouser	6	Trucks	*23	Newhouser	98	Newhouser	275	
1947	--	Newhouser	*24	Hutchinson	3	Hutchinson	14	Newhouser	110	Newhouser	176	
	--			Newhouser	3	Trucks	14					
	--			Overmire	3							
1948	--	Newhouser	19	Newhouser	2	Hutchinson	32	Newhouser	99	Newhouser	143	
	--			Trout	2							
1949	--	Newhouser	22	Trucks	6	Houtteman	19	Trucks	124	Trucks	*153	
	--			Newhouser	6	Newhouser	19					
1950	--	Houtteman	21	Houtteman	4	Houtteman	*29	Houtteman	99	Gray	102	
1951	--	Gray	9	Hutchinson	2	Gray	17	Gray	95	Gray	131	
	--	Hutchinson	9									
1952	--	Gray	13	Trucks	3	Gray	21	Gray	101	Gray	138	
	--			Wight	3							
1953	--	Garver	13	Gromek	1	Gray	*25	Gray	76	Gray	115	
	--			Houtteman	1							
1954	--	Gromek	17	Gromek	4	Gromek	*26	Garver	62	Hoelt	114	
	--			Hoelt	4			Zuverink	62			
1955	--	Hoelt	17	Hoelt	7	Gromek	*26	Lary	89	Hoelt	133	
1956	--	Lary	20	Hoelt	4	Gromek	25	Foytack	142	Foytack	184	
1957	--	Bunning	14	Lary	2	Bunning	33	Foytack	104	Bunning	182	
	--			Maas	2							
1958	--	Lary	^19	Bunning	3	Bunning	28	Bunning	79	Bunning	177	
	--			Lary	3							
1959	--	Mossi	15	Lary	3	Bunning	*37	Bunning	75	Bunning	*201	
	--			Mossi	3							
1960	--	Lary	*15	Bunning	3	Lary	25	Bunning	64	Bunning	*201	
1961	--	Lary	*22	Bunning	4	Mossi	29	Bunning	71	Bunning	194	
	--			Lary	4							
1962	--	Bunning	12	Aguirre	2	Bunning	28	Foytack	86	Bunning	184	
	--			Bunning	2							
1963	--	Aguirre	14	Aguirre	3	Bunning	*38	Bunning	69	Bunning	196	
1964	--	Lolich	12	Lolich	6	Wickersham	28	Wickersham	81	Lolich	192	
1965	--	McLain	13	McLain	4	McLain	25	Sparma	75	Lolich	226	
1966	--	McLain	14	McLain	4	McLain	*42	McLain	104	McLain	192	
1967	--	Wilson	12	Lolich	6	McLain	*35	Wilson	92	Wilson	184	
1968	--	McLain	*28	McLain	6	McLain	*31	Sparma	77	McLain	280	
1969	McMahon	11	McLain	23	McLain	9	McLain	25	Lolich	122	Lolich	271
1970	Timmerman	27	Lolich	13	Lolich	3	Niekro	28	Lolich	109	Lolich	230
1971	Scherman	20	Lolich	*29	Lolich	4	Lolich	36	Coleman	96	Lolich	*308
1972	Seelbach	14	Lolich	23	Lolich	4	Lolich	*29	Coleman	110	Lolich	250
1973	Hiller	38	Lolich	17	Lolich	3	Lolich	35	Coleman	93	Lolich	214
1974	Hiller	13	Lolich	27	Lolich	3	Lolich	*38	Coleman	158	Lolich	202
1975	Hiller	14	Lolich	19	Ruhle	3	Coleman	27	Coleman	85	Lolich	139
1976	Hiller	13	Fidrych	*24	Fidrych	4	Ruhle	19	Hiller	67	Hiller	117
				Roberts	4							
1977	Foucault	13	Rozema	16	Arroyo	1	Rozema	25	Hiller	61	Hiller	115
				Fidrych	1							
				Rozema	1							
1978	Hiller	15	Wilcox	16	Billingham	4	Slaton	27	Slaton	85	Wilcox	132
1979	Lopez	21	Morris	9	Morris	1	Morris	19	Wilcox	73	Morris	113
				Rozema	1							
1980	Lopez	21	Wilcox	13	Petry	3	Wilcox	24	Morris	87	Morris	112
1981	Saucier	13	Morris	15	Petry	2	Morris	14	Morris	*78	Morris	97
				Rozema	2							
1982	Tobik	9	Morris	17	Morris	3	Morris	37	Petry	100	Morris	135
1983	Lopez	18	Morris	20	Petry	2	Petry	*37	Petry	99	Morris	*232
				Wilcox	2							
1984	Hernandez	32	Morris	9	Petry	2	Petry	21	Morris	87	Morris	148
1985	Hernandez	31	Morris	13	Morris	4	Petry	24	Morris	110	Morris	191
1986	Hernandez	24	Morris	15	Morris	6	Morris	40	Terrell	98	Morris	223
1987	King	9	Morris	13	Alexander	3	Morris	39	Terrell	94	Morris	208
				Tanana	3							
1988	Henneman	22	Terrell	11	Morris	2	Alexander	30	Morris	83	Morris	168
1989	Hernandez	15	Morris	10	Alexander	1	Alexander	28	Alexander	76	Tanana	147
				Robinson	1							
				Tanana	1							

YEARLY TIGERS LEADERS



Year	Saves	Complete Games	Shutouts	HR Allowed	Walks	Strikeouts
1990	Henneman 22	Morris 11	Morris 3	Morris 26	Morris 97	Morris 162
1991	Henneman 21	Terrell 8	Tanana 2	Tanana 26	Terrell 79	Tanana 107
1992	Henneman 24	Gullickson 4	Gullickson 1	Gullickson *35	Tanana 90	Tanana 91
1993	Henneman 24	Moore 4	Moore 3	Moore *35	Moore 89	Wells 139
1994	Henneman 8	Wells 5	Wells 1	Moore 27	Moore ^89	Belcher 76
1995	Henneman 18	Wells 3	Bergman 1	Moore 24	Moore 68	Lira 89
1996	Olson 8	Olivares 4	Lira 2	Lira 30	Williams 85	Lira 113
1997	Jones 31	Thompson 4	Olivares 2	Moehler 22	Thompson 66	Thompson 151
1998	Jones 28	Thompson 5	Moehler 3	Moehler 30	Thompson 79	Thompson 149
1999	Jones 30	Mlicki 2	Moehler 2	Blair 29	Mlicki 70	Mlicki 119
2000	Jones 42	Moehler 2	Sparks 1	Nomo 31	Nomo 89	Nomo 181
2001	Anderson 22	Sparks 8	Sparks 1	Lima 23	Weaver 68	Weaver 152
2002	Acevedo 28	Redman 3	Weaver 3	Sparks 23	Sparks 67	Redman 109
2003	German 5	Cornejo 2	None	Maroth 34	Bonderman 58	Bonderman 108
2004	Mears 5	Urbina 21	Bonderman 2	Bonderman ^2	Robertson 30	Bonderman 168
2005	Rodney 9	Urbina 9	Bonderman 4	None	Maroth 30	Robertson 65
2006	Jones 37	Robertson 1	Verlander 1	Robertson 1	Robertson 29	Robertson 67
2007	Jones 38	Verlander 1	Verlander 1	Bonderman 23	Verlander 67	Verlander 183
2008	Jones 18	Verlander 1	None	Galarraga 28	Verlander 87	Verlander 163
2009	Rodney 37	Verlander 3	Verlander 1	Jackson 27	Jackson 70	Verlander *269
2010	Valverde 26	Verlander 4	Galarraga 4	Bonderman 25	Verlander 71	Verlander 219
2011	Valverde *49	Verlander 4	Verlander 2	Scherzer 29	Penny 62	Verlander *250
2012	Valverde 35	Verlander *6	Fister 1	Scherzer 23	Scherzer 60	Verlander *239
2013	Benoit 24	Fister 1	Sanchez 1	Verlander 19	Verlander 75	Scherzer 240
2014	Nathan 35	Porcello 3	Porcello *3	Porcello 18	Verlander 65	Scherzer 252
2015	Soria 23	Price 3	Price 1	Sanchez 29	Simon 68	Price 138
2016	Rodriguez 44	Verlander 2	Verlander 1	Sanchez 30	Verlander 57	Verlander *254
2017	J. Wilson 13	Boyd 1	Boyd 1	Zimmermann 29	Verlander 67	Verlander 176

*Led League; ^Tied for league lead

TIGERS WITH 100-OR-MORE RUNS SCORED

1901 Jimmy Barrett 110	1924 Ty Cobb 115	Charlie Gehringer 133	1985 Lou Whitaker 102
Doc Casey 105	Harry Heilmann 107	Pete Fox 116	1986 Alan Trammell 107
1907 Sam Crawford 102	1925 Al Wingo 104	Gee Walker 105	1987 Lou Whitaker 110
Davy Jones 101	1927 Charlie Gehringer 110	1938 Hank Greenberg 144	Alan Trammell 109
1908 Matty McIntyre 105	Harry Heilmann 106	Charlie Gehringer 133	1990 Cecil Fielder 104
Sam Crawford 102	Heinie Manush 102	1939 Barney McCosky 120	1991 Cecil Fielder 102
1909 Ty Cobb 116	1928 Charlie Gehringer 108	Hank Greenberg 112	1992 Tony Phillips 114
Donie Bush 114	1929 Charlie Gehringer 131	1940 Hank Greenberg 129	1993 Tony Phillips 113
1910 Ty Cobb 106	Roy Johnson 128	Barney McCosky 123	1997 Brian Hunter 112
1911 Ty Cobb 147	Dale Alexander 110	Charlie Gehringer 108	Tony Clark 105
Donie Bush 126	1930 Charlie Gehringer 144	Rudy York 105	2000 Bobby Higginson 104
Sam Crawford 109	1931 Roy Johnson 107	1946 Eddie Lake 105	2006 Carlos Guillen 100
1912 Ty Cobb 120	1932 Charlie Gehringer 112	1950 George Kell 114	2007 Curtis Granderson 122
Donie Bush 107	John Stone 106	Johnny Lipon 104	Magglio Ordonez 117
1915 Ty Cobb 144	1933 Charlie Gehringer 103	Jerry Priddy 104	Gary Sheffield 107
Ossie Vitt 116	1934 Charlie Gehringer 134	Hoot Evers 100	Placido Polanco 105
1916 Ty Cobb 113	Hank Greenberg 118	1955 Al Kaline 121	2008 Curtis Granderson 112
1917 Donie Bush 112	Billy Rogell 114	Bill Tuttle 102	2010 Miguel Cabrera 111
Ty Cobb 107	Goose Goslin 106	Harry Kuenn 101	Austin Jackson 103
1921 Ty Cobb 124	Pete Fox 101	1959 Eddie Yost 115	2011 Miguel Cabrera 111
Harry Heilmann 114	1935 Charlie Gehringer 123	1961 Rocky Colavito 129	2012 Miguel Cabrera 109
Bobby Veach 110	Hank Greenberg 121	Norm Cash 119	Austin Jackson 103
Lu Blue 103	Pete Fox 116	Al Kaline 116	2013 Miguel Cabrera 103
1922 Lu Blue 131	1936 Charlie Gehringer 144	1977 Ron LeFlore 100	2014 Miguel Cabrera 101
1923 Harry Heilmann 121	Goose Goslin 122	1978 Ron LeFlore 126	Ian Kinsler 100
Ty Cobb 103	Geese Walker 105	1979 Ron LeFlore 110	2016 Ian Kinsler 117
Lu Blue 100	1937 Hank Greenberg 137	1980 Alan Trammell 107	

YEARLY TIGERS LEADERS



TIGERS WITH 100-OR-MORE RBI

1907	Ty Cobb	116	1930	Dale Alexander	135	1950	Vic Wertz	123	1999	Damion Easley	100
1908	Ty Cobb	101	1932	John Stone	108		Hoot Evers	103	2000	Dean Palmer	100
1909	Ty Cobb	107		Charlie Gehringer	107		George Kell	101		Bobby Higginson	102
1910	Sam Crawford	120	1933	Charlie Gehringer	105	1955	Ray Boone	116		Dean Palmer	102
1911	Ty Cobb	144	1934	Hank Greenberg	139		Al Kaline	102	2006	Magglio Ordoñez	104
	Sam Crawford	115		Charlie Gehringer	127	1956	Al Kaline	128	2007	Magglio Ordoñez	139
1912	Sam Crawford	109		Billy Rogell	100	1961	Rocky Colavito	140		Carlos Guillen	102
1914	Sam Crawford	104		Goose Goslin	100		Norm Cash	132	2008	Miguel Cabrera	127
1915	Sam Crawford	112	1935	Hank Greenberg	170	1962	Rocky Colavito	112		Magglio Ordoñez	103
	Bobby Veach	112		Goose Goslin	109	1963	Al Kaline	101	2009	Miguel Cabrera	103
1917	Bobby Veach	103		Charlie Gehringer	108	1965	Willie Horton	104	2010	Miguel Cabrera	126
	Ty Cobb	102	1936	Goose Goslin	125	1966	Willie Horton	100	2011	Miguel Cabrera	105
1919	Bobby Veach	101		Charlie Gehringer	116	1977	Jason Thompson	105		Victor Martinez	103
1920	Bobby Veach	113		Al Simmons	112		Rusty Staub	101	2012	Miguel Cabrera	139
1921	Harry Heilmann	139		Marv Owen	105	1978	Rusty Staub	121		Prince Fielder	108
	Bobby Veach	128	1937	Hank Greenberg	183	1979	Steve Kemp	105	2013	Miguel Cabrera	137
	Ty Cobb	101		Gee Walker	113	1980	Steve Kemp	101		Prince Fielder	106
1922	Bobby Veach	126		Rudy York	103	1983	Lance Parrish	114	2014	Miguel Cabrera	109
1923	Harry Heilmann	115	1938	Hank Greenberg	146	1987	Alan Trammell	105		Victor Martinez	103
1924	Harry Heilmann	113		Rudy York	127	1990	Cecil Fielder	132	2015	J.D. Martinez	102
1925	Harry Heilmann	133		Charlie Gehringer	107	1991	Cecil Fielder	133	2016	Miguel Cabrera	108
	Ty Cobb	102	1939	Hank Greenberg	112	1992	Cecil Fielder	124	2017	Nicholas Castellanos	101
1926	Harry Heilmann	103	1940	Hank Greenberg	150	1993	Cecil Fielder	117			
1927	Harry Heilmann	120		Rudy York	134		Mickey Tettleton	110			
	Bob Fothergill	114	1941	Rudy York	111	1996	Travis Fryman	100			
1928	Harry Heilmann	107	1943	Rudy York	118	1997	Tony Clark	117			
1929	Dale Alexander	137	1946	Hank Greenberg	127		Travis Fryman	102			
	Harry Heilmann	120	1948	Hoot Evers	103		Bobby Higginson	101			
	Charlie Gehringer	106	1949	Vic Wertz	133	1998	Tony Clark	103			

TIGERS STEALING 20-OR-MORE BASES

1901	Ducky Holmes	35		Tom Jones	22		Bobby Veach	21	1984	Kirk Gibson	29
	Doc Casey	34		Sam Crawford	20	1918	Ty Cobb	34	1985	Kirk Gibson	30
	Kid Gleason	32	1911	Ty Cobb	83		Bobby Veach	21	1986	Kirk Gibson	34
	Jimmy Barrett	26		Donie Bush	40	1919	Ty Cobb	28		Dave Collins	27
	Kid Elberfeld	24		Sam Crawford	37		Donie Bush	22		Alan Trammell	25
1902	Jimmy Barrett	24		George Moriarty	28	1921	Ty Cobb	22	1987	Kirk Gibson	26
	Doc Casey	22		Davy Jones	25	1924	Ty Cobb	23		Alan Trammell	21
	Dick Harley	20	1912	Delos Drake	20	1927	Johnny Neun	22	1988	Gary Pettis	44
1903	Jimmy Barrett	27		Ty Cobb	61		Jack Tavener	20	1989	Gary Pettis	43
1904	Sam Crawford	20		Sam Crawford	41	1928	Harry Rice	20	1991	Milt Cuyler	41
1905	Sam Crawford	22		Donie Bush	35	1929	Charlie Gehringer	27	1995	Chad Curtis	27
1906	Bill Coughlin	31		Baldy Louden	28		Roy Johnson	20	1996	Kimera Barteo	20
	Germany Schaefer	31		George Moriarty	27	1930	Marty McManus	23	1997	Brian Hunter	74
	Matty McIntyre	29	1913	Ty Cobb	52	1931	Roy Johnson	33		Damion Easley	28
	Sam Crawford	24		Donie Bush	44	1932	Gee Walker	30	1998	Brian Hunter	42
	Ty Cobb	23		George Moriarty	33	1933	Gee Walker	26	1999	Juan Encarnacion	33
	Davy Jones	21		Bobby Veach	22	1934	Jo Jo White	28	2001	Roger Cedeno	55
1907	Ty Cobb	49	1914	Ty Cobb	35		Pete Fox	25		Jose Macias	21
	Davy Jones	30		Donie Bush	35		Gee Walker	20		Bobby Higginson	20
	Germany Schaefer	21		George Moriarty	34	1937	Gee Walker	23	2003	Alex Sanchez*	44
	Claude Rossman	20		Sam Crawford	25	1939	Pete Fox	23	2005	Nook Logan	23
1908	Germany Schaefer	40		George Burns	23		Barney McCosky	20	2006	Carlos Guillen	20
	Ty Cobb	39		Bobby Veach	20	1961	Jake Wood	30	2007	Curtis Granderson	26
	Matty McIntyre	20	1915	Ty Cobb	96	1962	Jake Wood	23		Gary Sheffield	22
1909	Ty Cobb	76		Donie Bush	35	1974	Ron LeFlora	23	2009	Curtis Granderson	20
	Donie Bush	53		Oscar Vitt	26	1975	Ron LeFlora	28	2010	Austin Jackson	27
	George Moriarty	34		Sam Crawford	24	1976	Ron LeFlora	58	2011	Austin Jackson	22
	Sam Crawford	30	1916	Ty Cobb	68	1977	Ron LeFlora	39	2012	Quintin Berry	21
1910	Ty Cobb	65		Bobby Veach	24	1978	Ron LeFlora	68	2014	Rajai Davis	36
	Donie Bush	49		Ralph Young	20	1979	Ron LeFlora	78	2015	Anthony Gose	23
	George Moriarty	33	1917	Ty Cobb	55		Lou Whitaker	20			
	Davy Jones	25		Donie Bush	34	1983	Alan Trammell	30			

*Also stole 8 bases with MIL (SB with other clubs not included in totals)

TIGERS PITCHERS WINNING 20-OR-MORE GAMES

1901	Roscoe Miller	23-13	1915	Hooks Daus	24-13	1944	Hal Newhouser	29-9	1969	Denny McLain	24-9
1905	Ed Killian	23-14		Harry Coveleski	22-13		Dizzy Trout	27-14	1971	Mickey Lolich	25-14
	George Mullin	21-21	1916	Harry Coveleski	21-11	1945	Hal Newhouser	25-9		Joe Coleman	20-9
1906	George Mullin	21-18	1919	Hooks Daus	21-9	1946	Hal Newhouser	26-9	1972	Mickey Lolich	22-14
1907	Bill Donovan	25-4	1923	Hooks Daus	21-13	1948	Hal Newhouser	21-12	1973	Joe Coleman	23-15
	Ed Killian	25-13	1934	Schoolboy Rowe	24-8	1956	Frank Lary	21-13	1983	Jack Morris	20-13
	George Mullin	20-20		Tommy Bridges	22-11		Billy Hoak	20-14	1986	Jack Morris	21-8
1908	Ed Summers	24-12	1935	Tommy Bridges	21-10	1957	Jim Bunning	20-8	1991	Bill Gullickson	20-9
1909	George Mullin	29-9	1936	Tommy Bridges	23-11	1961	Frank Lary	23-9	2011	Justin Verlander	24-5
	Ed Willett	21-10	1939	Bobo Newsom	20-11	1966	Denny McLain	20-14	2013	Max Scherzer	21-3
1910	George Mullin	21-12	1940	Bobo Newsom	21-5	1967	Earl Wilson	22-11			
1914	Harry Coveleski	22-12	1943	Dizzy Trout	20-12	1968	Denny McLain	31-6			



TIGERS STATISTICAL LEADERS

TIGERS PITCHERS WITH 20-OR-MORE SAVES

1970 Tom Timmerman 27	1988 Mike Henneman 22	2000 Todd Jones 42	2011 Jose Valverde 49
1971 Fred Scherman 20	1990 Mike Henneman 22	2001 Matt Anderson 22	2012 Jose Valverde 35
1973 John Hiller 38	1991 Mike Henneman 21	2002 Juan Acevedo 28	2013 Joaquin Benoit 24
1979 Aurelio Lopez 21	1992 Mike Henneman 24	2004 Ugueth Urbina 21	2014 Joe Nathan 35
1980 Aurelio Lopez 21	1993 Mike Henneman 24	2006 Todd Jones 37	2015 Joakim Soria 23
1984 Guillermo Hernandez 32	1997 Todd Jones 31	2007 Todd Jones 38	2016 Francisco Rodríguez 44
1985 Guillermo Hernandez 31	1998 Todd Jones 28	2009 Fernando Rodney 37	
1986 Guillermo Hernandez 24	1999 Todd Jones 30	2010 Jose Valverde 26	

TIGERS PITCHERS WITH 200-OR-MORE STRIKEOUTS

1945 Hal Newhouser 212	1971 Mickey Lolich 308	1986 Jack Morris 223	2013 Max Scherzer 240
1946 Hal Newhouser 275	Joe Coleman 236	1987 Jack Morris 208	Justin Verlander 217
1959 Jim Bunning 201	1972 Mickey Lolich 250	2006 Jeremy Bonderman 202	Anibal Sanchez 202
1960 Jim Bunning 201	Joe Coleman 222	2009 Justin Verlander 269	2014 Max Scherzer 252
1965 Mickey Lolich 226	1973 Mickey Lolich 214	2010 Justin Verlander 219	2016 Justin Verlander 254
1968 Denny McLain 280	Joe Coleman 202	2011 Justin Verlander 250	
1969 Mickey Lolich 271	1974 Mickey Lolich 202	2012 Justin Verlander 239	
1970 Mickey Lolich 230	1983 Jack Morris 232	Max Scherzer 231	

TIGERS LEAGUE LEADERS

AMERICAN LEAGUE BATTING CHAMPIONS

1907 Ty Cobb .350	1913 Ty Cobb .390	1921 Harry Heilmann .394	1949 George Kell .343	2012 Miguel Cabrera .330
1908 Ty Cobb .324	1914 Ty Cobb .368	1923 Harry Heilmann .403	1955 Al Kaline .340	2013 Miguel Cabrera .348
1909 Ty Cobb .377	1915 Ty Cobb .369	1925 Harry Heilmann .393	1959 Harvey Kuenn .353	2015 Miguel Cabrera .338
1910 Ty Cobb .385	1917 Ty Cobb .383	1926 Heinie Manush .378	1961 Norm Cash .361	
1911 Ty Cobb .420	1918 Ty Cobb .382	1927 Harry Heilmann .398	2007 Magglio Ordoñez .363	
1912 Ty Cobb .410	1919 Ty Cobb .384	1937 Charlie Gehringer .371	2011 Miguel Cabrera .344	

AMERICAN LEAGUE HOME RUN CHAMPIONS

1908 Sam Crawford 7	1938 Hank Greenberg 58	1946 Hank Greenberg 44	1990 Cecil Fielder 51	2008 Miguel Cabrera 37
1909 Ty Cobb 9	1940 Hank Greenberg 41	1985 Darrell Evans 40	1991 Cecil Fielder *44	2012 Miguel Cabrera 44
1935 Hank Greenberg *36	1943 Rudy York 34			

AMERICAN LEAGUE RBI CHAMPIONS

1907 Ty Cobb 116	1914 Sam Crawford 104	1935 Hank Greenberg 170	1946 Hank Greenberg 127	1992 Cecil Fielder 124
1908 Ty Cobb 101	1915 Sam Crawford *112	1937 Hank Greenberg 183	1955 Ray Boone *116	2010 Miguel Cabrera 126
1909 Ty Cobb 107	Bobby Veach *112	1940 Hank Greenberg 150	1990 Cecil Fielder 132	2012 Miguel Cabrera 139
1910 Sam Crawford 120	1917 Bobby Veach 103	1943 Rudy York 118	1991 Cecil Fielder 133	
1911 Ty Cobb 144	1918 Bobby Veach 78			

AMERICAN LEAGUE VICTORY LEADERS

1909 George Mullin 29	1945 Hal Newhouser 25	1957 Jim Bunning *20	1971 Mickey Lolich 25	2011 Justin Verlander 24
1936 Tommy Bridges 23	1946 Hal Newhouser *26	1967 Earl Wilson *22	1981 Jack Morris *14	2013 Max Scherzer *21
1943 Dizzy Trout *20	1948 Hal Newhouser 21	1968 Denny McLain 31	1991 Bill Gullickson *20	2014 Max Scherzer *18
1944 Hal Newhouser 29	1956 Frank Lary 21	1969 Denny McLain 24	2009 Justin Verlander *19	

AMERICAN LEAGUE ERA CHAMPIONS

1944 Dizzy Trout 2.12	1946 Hal Newhouser 1.94	1976 Mark Fidrych 2.34	2011 Justin Verlander 2.40	2013 Anibal Sanchez 2.57
1945 Hal Newhouser 1.81	1962 Hank Aguirre 2.21			

AMERICAN LEAGUE STRIKEOUT LEADERS

1935 Tommy Bridges 163	1945 Hal Newhouser 212	1960 Jim Bunning 201	2009 Justin Verlander 269	2012 Justin Verlander 239
1936 Tommy Bridges 175	1949 Virgil Trucks 153	1971 Mickey Lolich 308	2011 Justin Verlander 250	2016 Justin Verlander 254
1944 Hal Newhouser 187	1959 Jim Bunning 201	1983 Jack Morris 232		

*Tied for league lead

TRIPLE CROWN WINNERS

Ty Cobb • 1909 **.377 BA, 9 HR, 107 RBI**

Batting average, home runs and RBI led the entire Major Leagues. Also led the majors with 216 hits, a .517 slugging percentage, 296 total bases and 76 stolen bases. Became the second American League player and fifth overall to win the Triple Crown.

Miguel Cabrera • 2012 **.330 BA, 44 HR, 139 RBI**

Batting average, home runs and RBI led the entire Major Leagues. Also led the majors with 84 extra-base hits and 377 total bases. Became the ninth American League player and 12th player in Major League history to win the Triple Crown.

Hal Newhouser • 1945 **25 Wins, 1.81 ERA, 212 Strikeouts**

Wins, ERA and strikeouts led the entire Major Leagues. Led the Major Leagues with 29 complete games, eight shutouts and 313.1 innings pitched. Became the sixth American League pitcher to win the Triple Crown.

Justin Verlander • 2011 **24 Wins, 2.40 ERA, 250 Strikeouts**

Wins, ERA and strikeouts led the entire Major Leagues. Also led the majors with 251.0 innings pitched. Became the 10th American League pitcher to win the Triple Crown.

TIGERS ATTENDANCE



YEARLY ATTENDANCE TOTALS, 1959-2017

Season	Home (Dates)	Home Avg.	Road (Dates)	Road Avg.	Total
1959	1,221,221 (74)	16,502	1,048,287 (72)	14,559	2,269,508
1960	1,167,669 (66)	17,691	1,069,673 (68)	15,730	2,237,342
1961	1,600,710 (62)	25,817	1,218,710 (76)	16,035	2,819,420
1962	1,207,881 (74)	16,322	1,060,976 (76)	13,960	2,268,857
1963	821,952 (71)	11,576	863,707 (74)	11,671	1,685,659
1964	816,139 (65)	12,555	882,254 (71)	12,426	1,698,393
1965	1,029,645 (67)	15,367	782,974 (71)	11,027	1,812,619
1966	1,124,293 (70)	16,061	1,079,938 (71)	15,210	2,204,231
1967	1,447,143 (67)	21,599	1,139,121 (69)	16,509	2,586,264
1968	2,031,847 (73)	27,833	1,351,605 (73)	18,515	3,383,452
1969	1,577,481 (77)	20,486	1,104,752 (74)	14,929	2,682,233
1970	1,501,293 (75)	20,017	1,105,797 (77)	14,631	2,607,090
1971	1,591,073 (77)	20,663	1,072,883 (74)	14,498	2,663,956
1972	1,892,386 (74)	25,572	1,061,515 (69)	15,384	2,953,901
1973	1,724,146 (78)	22,104	1,308,188 (77)	16,989	3,032,334
1974	1,243,080 (75)	16,574	1,048,341 (78)	13,440	2,291,421
1975	1,058,836 (74)	14,308	932,102 (72)	12,945	1,990,938
1976	1,467,020 (74)	19,824	1,308,570 (76)	17,218	2,775,590
1977	1,359,856 (75)	18,131	1,435,750 (73)	19,667	2,795,606
1978	1,714,893 (76)	22,564	1,426,249 (75)	19,016	3,141,142
1979	1,630,929 (75)	21,745	1,548,897 (73)	21,217	3,179,826
1980	1,785,293 (76)	23,490	1,446,946 (76)	19,038	3,232,239
1981	1,149,144 (54)	21,280	858,009 (53)	16,188	2,007,153
1982	1,636,058 (76)	21,527	1,610,612 (75)	21,474	3,246,670
1983	1,829,636 (76)	24,074	1,793,315 (76)	23,596	3,622,951
1984	2,704,794 (76)	35,589	2,160,289 (77)	28,055	4,865,083
1985	2,286,609 (79)	28,944	1,985,780 (79)	25,136	4,272,389
1986	1,899,437 (77)	24,668	1,821,142 (80)	22,764	3,720,579
1987	2,061,830 (80)	25,772	2,018,317 (79)	25,548	4,080,147
1988	2,081,162 (79)	26,343	2,247,436 (80)	28,092	4,328,598
1989	1,543,656 (79)	19,539	2,165,594 (80)	27,069	3,709,250
1990	1,495,785 (80)	18,697	2,134,797 (81)	26,355	3,630,582
1991	1,641,661 (80)	20,520	2,396,528 (79)	30,335	4,038,189
1992	1,423,963 (78)	18,255	2,325,797 (80)	29,072	3,749,760
1993	1,971,421 (81)	24,338	2,387,312 (78)	30,606	4,358,733
1994	1,184,783 (57)	20,785	1,801,889 (55)	32,761	2,986,672
1995	1,180,979 (71)	16,633	1,879,779 (71)	26,475	3,060,758
1996	1,168,610 (81)	14,427	2,074,472 (80)	25,930	3,243,082
1997	1,365,157 (79)	17,280	2,202,386 (80)	27,529	3,567,543
1998	1,409,391 (79)	17,840	2,128,990 (79)	26,949	3,538,381
1999	2,026,441 (81)	25,018	2,156,145 (80)	26,952	4,182,586
2000	2,533,752 (81)	31,281	2,110,536 (81)	26,056	4,644,288
2001	1,921,305 (81)	24,016	2,213,272 (81)	27,666	4,134,577
2002	1,503,623 (80)	18,795	2,033,451 (81)	25,104	3,537,074
2003	1,368,245 (80)	17,103	1,960,621 (81)	24,205	3,328,866
2004	1,917,004 (80)	23,963	2,188,739 (80)	27,359	4,105,743
2005	2,024,485 (80)	25,306	2,081,872 (79)	26,353	4,106,357
2006	2,595,937 (81)	32,049	2,364,269 (81)	29,189	4,960,206
2007	3,047,139 (81)	37,619	2,498,851 (81)	30,850	5,545,990
2008	3,202,645 (81)	39,539	2,344,660 (80)	29,308	5,547,305
2009	2,567,185 (81)	31,694	2,429,043 (82)	29,622	4,996,228
2010	2,461,237 (81)	30,386	2,346,491 (79)	29,702	4,807,728
2011	2,642,045 (81)	32,618	2,237,967 (81)	27,629	4,880,012
2012	3,028,033 (81)	37,383	2,473,687 (81)	30,539	5,501,720
2013	3,083,397 (81)	38,067	2,269,944 (81)	28,024	5,353,341
2014	2,917,209 (81)	36,015	2,332,847 (81)	28,801	5,250,056
2015	2,726,048 (81)	33,655	2,347,842 (79)	29,720	5,073,890
2016	2,493,859 (80)	31,173	2,293,425 (81)	28,314	4,787,284
2017	2,321,599 (81)	28,662	2,138,026 (80)	26,725	4,459,625

TIGERS HISTORY & RECORDS

HITTING STREAKS BY TIGERS ROOKIES

A pair of Tigers rookies, Carlos Peña and Omar Infante, each strung together 12-game hitting streaks in 2002. They became just the ninth and 10th rookies, respectively, to post hitting streaks of 12-games-or-longer over the last 59 years for the Tigers. Glenn Wilson tops the list with a 19-game hitting streak in 1982. The complete list since 1953 follows:

Player	Streak	Date	Year
Glenn Wilson	19 games	August 13-September 5	1982
Leon Roberts	17 games	April 13-May 16	1975
Harvey Kuenn	15 games	August 29-September 9	1953
Milt Cuyler	15 games	August 30-September 15	1991
Rick Peters	14 games	August 26-September 8	1980
Harvey Kuenn	13 games	August 7-19	1953
Coot Veal	13 games	August 14-27	1958
Dan Meyer	13 games	June 27-July 9	1975
Carlos Peña	12 games	September 8-21	2002
Omar Infante	12 games	September 13-27	2002



TIGERS ATTENDANCE

TIGERS ATTENDANCE RECORDS

Category	Date	Total	Note
Season Total	2008	5,547,305	Finished 5th in AL Central
Home	2008	3,202,645	Finished 5th in AL Central
Road	2007	2,498,851	Finished 2nd in AL Central
Opening Day	4/6/1971	54,089	vs. Cleveland
Single Game	9/26/1948	57,888	vs. Cleveland
Night Game	8/9/1948	56,586	vs. Cleveland
Smallest Single Game	9/24/1928	404	vs. Boston
Smallest Night Game	8/20/1964	2,173	vs. Los Angeles (AL)
Doubleheader	7/20/1947	58,369	vs. New York (AL)
Tw-Night Doubleheader	6/27/1961	57,271	vs. Chicago
ALDS Game	10/7/2013	43,973	vs. Oakland
ALCS Game	10/5/1984	52,188	vs. Kansas City
World Series Game	10/6/1940	55,189	vs. Cincinnati
All-Star Game	7/8/1941	54,674	AL 7, NL 5

TOP 10 CROWDS - COMERICA PARK

Rank	Total	Date	Opponent
1	45,280	7/26/2008	Chicago (AL)
2	45,068	3/31/2014	Kansas City
3	45,051	4/5/2013	New York (AL)
4	45,049	4/8/2016	New York (AL)
5	45,030	4/6/2015	Minnesota
6	45,027	4/5/2012	Boston
7	45,010	4/9/2010	Cleveland
8	44,934	3/31/2008	Kansas City
9	44,846	9/24/2011	Baltimore
10	44,799	4/8/2011	Kansas City

TOP 10 CROWDS - TIGER STADIUM

Rank	Total	Date	Opponent
1	58,369	7/20/1947	New York (AL) (dh)
2	57,888	9/26/1948	Cleveland
3	57,271	6/27/1961	Chicago (AL) (tn)
4	57,235	8/18/1946	St. Louis (dh)
5	57,149	4/28/1946	Cleveland
6	57,130	5/19/1946	Boston (dh)
7	56,787	6/8/1947	Boston
8	56,586	8/9/1948	Cleveland (n)
9	56,548	9/16/1950	New York (AL)
10	56,367	5/30/1947	St. Louis (dh)

ATTENDANCE RECORDS BY OPPONENT

Opponent	Total	At Home		Note	Total	On the Road		Note
		Date	Note			Date	Note	
Arizona	43,163	6/25/2011	SAT/N**	48,804	5/17/2008	SUN		
Atlanta	42,881	4/27/2013	N**	51,220	10/2/2016	N		
Baltimore	53,959	7/12/1970	DH	51,764	6/10/1984	DH		
Boston	57,130	5/19/1946	DH	46,995	8/19/1934	DH		
Chicago (AL)	57,271	6/27/1961	TN	47,795	7/12/1979	TN		
Chicago (NL)	42,332	6/25/2009	**	42,292	6/14/2012			
Cincinnati	43,128	5/20/2006	SAT/N**	42,443	6/9/2012	SAT		
Cleveland	57,888	9/26/1948	SUN	78,187	7/2/1950	SUN		
Colorado	42,811	8/2/2014	SAT/N**	49,015	6/19/2011	SUN		
Houston	40,315	5/15/2013	**	41,177	7/17/1999	SAT		
Kansas City	51,041	7/9/1976	N	41,251	8/5/1985	N		
Los Angeles (AL)	52,682	6/14/1970	SUN	59,502	6/8/1991	SUN		
Los Angeles (NL)	42,348	6/14/2008	SAT**	53,231	4/8/2014	N		
Miami	38,524	6/12/2004	SAT/N**	36,911	4/5/2016	OD		
Milwaukee	51,473	4/7/1989	OD	54,630	7/6/1979	N		
Minnesota	52,622	6/17/1973	SUN	54,088	10/6/2009			
New York (AL)	58,404	8/22/1943	SUN/DH	79,000	8/14/1934	DH		
New York (NL)	42,364	6/9/2007	SAT/N	39,446	6/20/2004	SUN		
Oakland	53,565	7/25/1971	DH	53,498	4/3/2000	OD		
Philadelphia	42,317	7/26/2013	FRI/N**	45,537	6/17/2007	SUN		
Pittsburgh	42,953	5/19/2012	SAT**	39,933	4/13/2015	HO		
St. Louis	44,446	6/24/2008	N**	47,716	6/12/1999	SAT/N		
San Diego	21,895	6/15/2005	N**	42,182	4/12/2014	SAT/N		
San Francisco	38,983	7/2/2011	SAT/N**	41,554	6/6/2003	FRI/N		
Seattle	44,207	5/27/1977	N	57,118	5/31/1997	SAT/N		
Tampa Bay	45,768	4/7/1998	HO	45,369	3/31/1998	OD		
Texas	51,504	4/12/1988	HO	48,303	8/11/2012	SAT/N		
Toronto	52,528	4/7/1978	OD	50,532	7/31/1993	SAT		
Washington	41,880	7/30/2013	N**	35,695	5/11/2016	N		

Notes: **-Comerica Park; DH-Doubleheader; TN-Twi-Night Doubleheader; N-Night Game; OD-Opening Day; HO-Home Opener

TIGERS ALL-TIME MANAGERS



MANAGERS

Years	Manager	Seasons	Games	W	L	Pct.
1901	George Stallings	1	135	74	61	.548
1902	Frank Dwyer	1	135	52	83	.385
1903-04	Ed Barrow	2	214	97	117	.453
1904*	Bobby Lowe	1	74	30	44	.405
1905-06	Bill Armour	2	302	150	152	.497
1907-20	Hughie Jennings	14	2103	1131	972	.538
1921-26	Ty Cobb	6	923	479	444	.519
1927-28	George Moriarty	2	207	150	157	.489
1929-33; 1955-56	Bucky Harris	7	1073	516	557	.481
1933*; 1938-42	Del Baker	6	675	358	317	.530
1934-38	Mickey Cochrane	5	710	413	297	.582
1943-48	Steve O'Neill	6	923	509	414	.551
1949-52	Red Rolfe	4	534	278	256	.521
1952-54	Fred Hutchinson	3	390	155	235	.397
1957-58	Jack Tighe	2	203	99	104	.488
1958*-59	Bill Norman	2	122	58	64	.475
1959-60	Jimmy Dykes	2	233	118	115	.506
1960*	Billy Hitchcock	1	1	1	0	1.000
1960	Joe Gordon	1	57	26	31	.456
1961-63	Bob Scheffing	3	383	210	173	.548
1963-66	Chuck Dressen	4	410	221	189	.539
1965*-66*	Bob Swift	2	99	56	43	.566
1966*	Frank Skaff	1	79	40	39	.506
1967-70	Mayo Smith	4	648	363	285	.560
1971-73	Billy Martin	3	461	253	208	.549
1973*	Joe Schultz	1	19	9	10	.474
1974-78	Ralph Houk	5	806	363	443	.450
1979	Les Moss	1	53	27	26	.509
1979*	Dick Tracewski	1	2	2	0	1.000
1979-95	Sparky Anderson	17	2579	1331	1248	.516
1996-98	Buddy Bell	3	461	184	277	.399
1998*-99	Larry Parrish	2	185	82	104	.441
2000-2002	Phil Garner	3	330	145	185	.439
2002	Luis Pujols	1	155	55	100	.355
2003-2005	Alan Trammell	3	486	186	300	.383
2006-2013	Jim Leyland	8	1297	700	597	.540
2014-2017	Brad Ausmus	4	646	314	332	.486
2018-	Ron Gardenhire					

*interim

TIGERS ALL-TIME COACHES

MAJOR LEAGUE COACHES

Adair, Rick	1996-99	Ens, Jewel	1932	Landestoy, Rafael	2002	Resinger, Grover	1969-70
Alou, Felipe	2002	Ezell, Glenn	1996	Leifield, Lefty	1927-28	Rettenmund, Merv	2002
Anderson, Rick	2018-	Ferrell, Rick	1950-53	Liddle, Steve	2018-	Roarks, Mike	1965-66, 1970
Appling, Luke	1960	Ferrick, Tom	1960-63	Lund, Don	1957-58	Rojas, Mike	2011-13
Baker, Del	1933-38	Fields, Bruce	2003-05	Lyons, Ted	1949-53	Roof, Gene	1992-95
Bartell, Dick	1949-52	Fowler, Art	1971-73	Madlock, Bill	2000-01	Rowe, Schoolboy	1954-55
Belliard, Rafael	2006-13	Francona, Terry	1996	Matlack, Jon	1996	Sain, Johnny	1967-69
Billmeyer, Mick	2014-17	Gehringer, Charlie	1942	Mansolino, Doug	2000-02	Samuel, Juan	1999-2005
Blackburn, Wayne	1963-64	Gibson, Kirk	2003-05	Martin, Matt	2014-17	Santiago, Ramon	2018-
Bosio, Chris	2018-	Gladding, Fred	1976-78	McBride, George	1925-26, 1929	Schultz, Joe	1971-76
Bresnahan, Roger	1930-31	Gordon, Joe	1956	McCatty, Steve	2002	Shaughnessy, Shag	1928
Bridges, Tommy	1946	Grammas, Alex	1980-91	McGuire, Deacon	1911-16	Shea, Merv	1939-42
Brinkman, Ed	1979	Grodzicki, Johnny	1979	McCleendon, Lloyd	2006-13, 2017-	Shellenback, Jim	1946-47
Brookens, Tom	2010-13	Hamilton, Steve	1975	Meyer, Benny	1928-30	Silvera, Charlie	1971-73
Brown, Gates	1978-84	Harrah, Toby	1998, 2012-13	Melvin, Bob	2000	Skaiff, Frank	1965-66, 1971
Burke, Jimmy	1914-17	Hatfield, Fred	1977-78	Miller, Bing	1938-41	Slaughter, Don	2006
Carisch, Fred	1923-24	Hefner, Don	1961	Mills, Art	1944-48	Sweeney, Bill	1947-48
Cavarretta, Phil	1961-63	Hegan, Jim	1974-78	Moses, Wally	1967-70	Swift, Bob	1953-54, 1963-66
Clark, Dave	2014-	Henrich, Tommy	1958-59	Muffs, Billy	1985-94	Tighe, Jack	1942
Clark, Phil	2018-	Hernandez, Chuck	2006-08	Muffett, Pat	1963-66	Tracewski, Dick	1972-95
Cluck, Bob	2003-05	Herndon, Larry	1992-98	Mullin, George	1962-63	Trammell, Alan	1999
Coleman, Bob	1932	Hill, Perry	1997-99	Naragon, Hal	1967-69	Treuel, Ralph	1995
Coles, Darnell	2014	Hitchcock, Billy	1955-60	Newhan, David	2015-16	Van Slyke, Andy	2006-09
Conso, Billy	1979-92	Hopp, Johnny	1954	O'Neill, Steve	1941	Vavra, Joe	2018-
Consolvo, Jack	1920	Howley, Dan	1919, 1921-22	Ott, Ed	2001-02	Vincent, Al	1943-44
Craig, Roger	1980-84	Hudlin, Willis	1957-59	Overmire, Stubby	1963-66	Vizquel, Omar	2014-17
Cramer, Doc	1948	Jones, Jeff	1995, 1998-00, 2002, 2007-15	Parrish, Lance	1999-2001, 2003-05	Warthen, Dan	1999-2002
Cuccinello, Tony	1967-68	Joyner, Wally	2014-16	Parrish, Larry	1997-98	White, Jerry	1997-98
Davenport, Jim	1991	Kelleher, Mick	2003-05	Perkins, Cy	1934-39	White, Jo-Jo	1960
Deal, Cot	1973-74	Kendall, Fred	1996-98	Pinson, Vada	1985-91	Whitmer, Dan	1992-94
Donovan, Bill	1918	Knapp, Rick	2009-11	Pujols, Luis	2002	Williams, Otto	1925
Dubec, Rich	2016-17	Kress, Red	1940				
Dubuc, Jean	1930-31	Lamont, Gene	2006-17				
Durham, Leon	2017						



TIGERS ALL-TIME ROSTER

AMERICAN LEAGUE, 1901-2017

1,620 players have worn a Tigers uniform in a regular season game

— A —

Abbott, Glenn (RHP) 1983-84
 Aber, Al (LHP) 1953-57
 Acevedo, Juan (RHP) 2002
 Adams, Bob (C) 1977
Adduci, Jim (OF) 2017-
 Aguirre, Hank (LHP) 1958-67
 Ahearne, Pat (RHP) 1995
 Ainsmith, Eddie (C) 1919-21
 Akers, Bill (IF) 1929-31
 Alburquerque, Al (RHP) 2011-15
Alcántara, Victor (RHP) 2017-
 Aldred, Scott (LHP) 1990-92, 1996
 Alexander, Dale (IF/OF) 1929-32
 Alexander, Doyle (RHP) 1987-89
 Allanson, Andy (C) 1991
 Allen, Dusty (IF/OF) 2000
 Allen, Rod (OF) 1984
 Alten, Ernie (LHP) 1920
 Alusik, George (OF) 1958, 1961-62
 Alvarado, Luis (IF) 1977
 Alvarez, Gabe (IF) 1998-00
 Alvarez, Jose (LHP) 2013
 Alvarez, Ossie (IF) 1959
 Amoros, Sandy (OF) 1960
 Anderson, Bob (RHP) 1963
 Anderson, Josh (OF) 2009
 Anderson, Matt (RHP) 1998-2003
 Archer, Jimmy (C/IF) 1907
 Archie, George (IF) 1938
 Arndt, Harry (IF/OF) 1902
 Arroyo, Fernando (RHP) 1975, 1977-79
 Auker, Elden (RHP) 1933-38
 Ausmus, Brad (C) 1996, 1999-00
 Averill, Earl (OF) 1939-40
 Avery, Steve (LHP) 2003
 Avila, Alex (C) 2009-15, 2017
 Aviles, Mike (IF) 2016
 Aybar, Erick (IF) 2016
 Ayers, Doc (RHP) 1919-21

— B —

Bailey, Bill (LHP) 1918
 Bailey, Howard (LHP) 1981-83
 Bair, Doug (RHP) 1983-85
 Baker, Del (C) 1914-16
 Baker, Doug (IF) 1984-87
 Baker, Jeff (IF/OF) 2012
 Baker, Steve (RHP) 1978-79
 Bako, Paul (C) 1998
 Baldwin, Billy (OF) 1975
 Balester, Collin (RHP) 2012
 Bando, Chris (C) 1988
 Bare, Ray (RHP) 1975-77
 Barfoot, Clyde (RHP) 1926
 Barnes, Frank (LHP) 1929
 Barnes, Sam (IF) 1921
 Barnes, Skeeter (IF/OF) 1991-94
 Barrett, Jimmy (OF) 1901-05
 Barthe, Kimera (OF) 1996-99
 Bartell, Dick (IF) 1940-41
 Bashang, Al (OF) 1912
 Bassler, Johnny (C) 1921-27
 Batts, Matt (C) 1952-54
 Baumann, Paddy (IF/OF) 1911-14
 Baumgartner, Harry (RHP) 1920
 Baumgartner, John (IF) 1953
 Baumtister, Danny (OF) 1993-96
 Bautista, Denny (RHP) 2008
 Bautista, Jose (RHP) 1997
 Bazardo, Yorman (RHP) 2007-08
 Beamon, Terry (OF/DH) 1998
 Bean, Billy (OF) 1987-89
 Beane, Billy (OF) 1988
 Beard, Dave (RHP) 1989
 Bearden, Gene (LHP) 1951
 Beck, Erve (IF/OF) 1902
 Beck, Walter (RHP) 1944
 Beckendorf, Heinie (C) 1909-10
 Becker, Rich (OF) 2000
 Belardi, Wayne (IF/OF) 1954-56
 Belcher, Tim (RHP) 1994
 Bell, Beau (OF) 1939
Bell, Chad (LHP) 2017-

Below, Duane (LHP) 2011-14
 Beltran, Francis (RHP) 2008
 Benoit, Joaquin (RHP) 2011-13
 Benton, Al (RHP) 1938-42, 1945-48
 Berberet, Lou (C) 1959-60
 Berenguer, Juan (RHP) 1982-85
 Bergman, Dave (IF) 1984-92
 Bergman, Sean (RHP) 1993-95
 Bernazard, Tony (IF) 1991
 Bernero, Adam (RHP) 2000-03
 Bero, Johnny (IF) 1948
 Berroa, Geronimo (DH/OF) 1998
 Berry, Neil (IF) 1948-52
 Berry, Quintin (OF) 2012-13
 Bertoina, Reno (IF/OF) 1953-58, 1961-62
 Betemiti, Wilson (IF) 2011
 Beverlin, Jason (RHP) 2002
 Bevillo, Monte (C/IF) 1904
 Beiko, Steve (IF) 1960
 Billingham, Jack (RHP) 1978-80
 Billings, Josh (RHP) 1927-29
 Birrer, Babe (RHP) 1955
 Black, Bud (RHP) 1952, 1955-56
 Blair, Willie (RHP) 1997, 1999-2001
 Blessitt, Ike (OF) 1972
 Blomdahl, Ben (RHP) 1995
 Bloodworth, Jimmy (IF) 1942-43, 1946
 Blue, Lu (IF/OF) 1921-27
 Bocachica, Hiram (IF/OF) 2002-03
 Bockhter, Doug (RHP) 1998
 Bockus, Randy (RHP) 1989
 Boehler, George (RHP) 1912-16
 Boesch, Brennan (OF) 2010-13
 Boever, Joe (RHP) 1993-95
 Bogart, John (RHP) 1920
 Bohanon, Brian (LHP) 1995
 Boland, Bernie (RHP) 1915-20
 Bolling, Frank (IF) 1954, 1956-60
 Bolling, Milt (IF) 1958
 Bolton, Cliff (C) 1937
 Bolton, Tom (LHP) 1993
 Bomderman, Jeremy (RHP) 2003-10, 2013

Bonine, Eddie (RHP) 2008-10
 Boone, Danny (RHP) 1921
 Boone, Ray (IF) 1953-58
 Borkowski, Dave (RHP) 1999-2001
 Borom, Red (IF) 1944-45
 Boros, Steve (IF) 1957-58, 1961-62
 Borowy, Hank (RHP) 1950-51
 Boswell, Dave (RHP) 1971
Boyd, Matthew (LHP) 2015-
 Brady, Jim (LHP) 1956
 Branca, Ralph (RHP) 1953-54
 Brideweser, Jim (IF) 1956
 Bridges, Rocky (IF) 1959-60
 Bridges, Tommy (RHP) 1930-43, 1945-46
 Brinkman, Ed (IF) 1971-74
 Brocail, Doug (RHP) 1997-2000
 Brogna, Rico (IF) 1992
 Brookens, Ike (RHP) 1975
 Brookens, Tom (IF/OF/C) 1979-88
 Brower, Lou (IF) 1931
 Brown, Chris (IF) 1989
 Brown, Darrell (OF) 1981
 Brown, Dick (C) 1961-62
 Brown, Gates (OF/IF) 1963-75
 Brown, Ike (IF/OF) 1969-74
 Browning, Frank (RHP) 1910
 Bruce, Bob (RHP) 1959-61
 Bruckmiller, Andy (RHP) 1905
 Brumley, Mike (IF/OF) 1989
 Brunson, Arlo (C) 1966
 Brunson, Will (LHP) 1998-99
 Bruton, Billy (OF) 1961-64
 Bucha, Johnny (C) 1953
 Buddin, Don (IF) 1962
 Buelow, Fritz (C/IF) 1901-04
 Bullard, George (IF) 1954
 Bunning, Jim (RHP) 1955-63
 Burke, Les (IF/C) 1923-26
 Burns, Bill (LHP) 1912
 Burns, George (IF) 1914-17
 Burns, Jack (IF) 1936

Burns, Joe (OF) 1913
 Burns, John (IF) 1903-04
 Burnside, Pete (LHP) 1959-60
 Burnside, Sheldon (LHP) 1978-79
 Bush, Donie (IF) 1908-21
 Butera, Sal (C) 1983
 Byrd, Harry (RHP) 1957
 Byrdak, Tim (LHP) 2007

— C —

Cabell, Enos (IF/OF) 1982-83
Cabrera, Miguel (IF) 2008-
 Cadaret, Greg (LHP) 1994
 Cain, Bob (LHP) 1951
 Cain, Les (LHP) 1968, 1970-72
 Calvert, Paul (RHP) 1950-51
 Campbell, Bill (RHP) 1986
 Campbell, Bruce (OF) 1940-41
 Campbell, Dave (IF) 1967-68
 Campbell, Paul (IF) 1948-50
Candelario, Jeimer (IF) 2017-
 Cantrell, Guy (RHP) 1930
 Capellan, Jose (RHP) 2007
 Cappuzzello, George (LHP) 1981
 Cardona, Javier (C) 2000-01
 Carisch, Fred (C) 1923
 Carr, Charlie (IF) 1903-04
 Carreon, Mark (OF) 1992
 Carrera, Ezequiel (OF) 2014
 Carroll, Ownie (RHP) 1925, 1927-30
 Carswell, Frank (OF) 1953
 Cary, Chuck (LHP) 1985-86
 Casale, Jerry (RHP) 1961-62
 Casanova, Raul (C) 1996-98
 Casey, Doc (IF) 1901-02
 Casey, Joe (C/OF) 1909-11
 Casey, Sean (IF) 2006-07
 Cash, Norm (IF/OF) 1960-74
 Cash, Ron (IF/OF) 1973-74
Castellanos, Nicholas (IF) 2013-
 Caster, George (RHP) 1945-46
 Castillo, Frank (RHP) 1998
 Castillo, Marty (C/IF/OF) 1981-85
 Catalanotto, Frank (IF) 1997-99
 Cavet, Pug (LHP) 1911, 1914-15
 Cedeno, Andujar (IF) 1996
 Cedeno, Roger (OF) 001
 Cerutti, John (LHP) 1991
 Cespedes, Yoenis (OF) 2015
 Chamberlain, Joa (RHP) 2014-15
 Chance, Dean (RHP) 1971
 Chiti, Harry (C) 1960-61
 Chris, Mike (LHP) 1979
 Chrisley, Neil (OF/IF) 1959-60
 Christian, Bob (IF/OF) 1968
 Christman, Mark (IF) 1938-39
 Christopher, Mike (RHP) 1995-96
 Cicotte, Al (RHP) 1958
 Cicotte, Eddie (RHP) 1905
 Claire, Dave (IF) 1920
 Clark, Danny (IF/OF) 1922
 Clark, Jermaine (IF) 2001
 Clark, Mel (OF) 1957
 Clark, Phil (OF) 1992
 Clark, Tony (IF) 1995-2001
 Clarke, Nig (C) 1905
 Clarke, Rufe (RHP) 1923-24
 Claus, Al (LHP) 1913
 Clevlen, Brent (OF) 2006-08
 Clifton, Flea (IF) 1934-37
 Cobb, Joe (PH) 1918
 Cobb, Ty (OF/IF/RHP) 1905-26
 Cochrane, Mickey (C) 1934-37
 Coffey, Jack (IF) 1918
 Coffman, Slick (RHP) 1937-39
 Coke, Phil (LHP) 2010-14
 Colavito, Rocky (OF) 1960-63
 Colbert, Nate (IF) 1975
 Cole, Bert (LHP) 1921-25
 Coleman, Joe, Sr. (RHP) 1955
 Coleman, Joe, Jr. (RHP) 1971-76
 Coleman, Vince (OF) 1997
 Coles, Darnell (IF/OF) 1986-87, 1990
 Collier, Orlin (RHP) 1931

Collins, Dave (OF) 1986
 Collins, Kevin (IF/OF) 1970-71
 Collins, Rip (RHP) 1923-27
 Collins, Tyler (OF) 2014-17
 Colon, Roman (RHP) 2005-06
 Colyer, Steve (LHP) 2004
 Comer, Wayne (OF/C) 1967-68, 1972
 Comstock, Ralph (RHP) 1913
 Conger, Dick (RHP) 1940
 Conkwright, Allen (RHP) 1920
 Connelly, Bill (RHP) 1950
 Cook, Earl (RHP) 1941
 Cooley, Dick (OF) 1905
 Coombs, Jack (RHP) 1920
 Cooper, Wilbur (LHP) 1926
 Corcoran, Tim (OF) 1977-80
 Cordero, Francisco (RHP) 1999
 Cornejo, Nat (OF) 2001-2004
 Corriden, Red (IF) 1912
 Cottier, Chuck (IF) 1961
 Couch, Johnny (RHP) 1917
 Coughlin, Bill (IF) 1904-08
 Courtney, Ernie (IF) 1903
 Coveleski, Harry (LHP) 1914-18
 Covington, Bill (RHP) 1911-12
 Cowens, Al (OF) 1980-81
 Cox, Red (RHP) 1920
 Cramer, Doc (OF) 1942-48
 Crawford, Jim (LHP) 1976-78
 Crawford, Sam (OF/IF) 1903-17
 Creek, Doug (LHP) 2005
 Crimian, Jack (RHP) 1957
 Cristante, Leo (RHP) 1955
 Crockett, Davey (IF) 1901
 Cronin, Jack (RHP) 1901-02
 Crosby, Casey (LHP) 2012-14
 Croucher, Frank (IF) 1939-41
 Crow, Dean (RHP) 1998
 Crowder, General (RHP) 1934-36
 Cruceta, Francisco (RHP) 2008
 Crumpler, Ray (LHP) 1920
 Cruz, Delvi (IF) 1997-2001
 Cruz, Fausto (IF) 1996
 Cruz, Jacob (OF) 2002
 Cruz, Nelson (RHP) 1999-2000
 Cuevas, William (RHP) 2017
 Cullenback, Roy (OF) 1938-39, 1945-47
 Cummings, John (LHP) 1996-97
 Cunningham, George (RHP/OF) 1916-19, 1921

Curry, Harry (IF) 1918
 Curtis, Chad (OF) 1995-96
 Cutshaw, George (IF) 1922-23
 Cuyler, Milt (OF) 1990-95

— D —

Dalton, Jack (OF) 1916
 Dalton, Mike (LHP) 1991
 Damon, Johnny (OF) 2011
 Daniel, Chuck (RHP) 1957
 Darenbourg, Vic (LHP) 2005
 Datz, Jeff (C/DH) 1989
 Daugherty, Doc (PH) 1951
 Dauss, Hokeye (RHP) 1912-26
 Davie, Jerry (RHP) 1959
 Davis, Eric (OF) 1993-94
 Davis, Harry (IF) 1932-33
 Davis, Rajai (OF) 2014-15
 Davis, Storm (RHP) 1993-94
 Davis, Woody (RHP) 1938
 Deal, Charlie (IF) 1912-13
 Dear, Rob (OF) 1991-93
 Deering, John (RHP) 1903
 DeFate, Tony (IF) 1917
 DeJesus, Ivan (IF) 1988
 DeJohn, Mark (IF) 1982
 De La Cruz, Eugenio (RHP) 2007
 Delahanty, Jim (IF) 1909-12
 de los Santos, Luis (OF) 1991
 Delsing, Jim (OF) 1952-56
 Demeter, Don (OF/IF) 1964-66
 Demeter, Steve (IF) 1959
 Demmitt, Ray (OF) 1914
 den Dekker, Matt (OF) 2017

TIGERS ALL-TIME ROSTER



Denehy, Bill (RHP) 1971
Desautels, Gene (C) 1930-33
DeSilva, John (RHP) 1993
DeViveiros, Bernie (IF) 1927
Didier, Bob (C) 1973
DiFelice, Mike (C) 2004
Dillard, Steve (IF) 1978
Dillon, Pop (IF) 1901-02
Dingman, Craig (RHP) 2004-05
Dirks, Andy (OF) 2011-14
Disch, George (P) 1905
Dishman, Glenn (LHP) 1997
Dittmer, Jack (IF) 1957
Dlugach, Brent (IF) 2009
Dobson, Pat (RHP) 1967-69
Doby, Larry (OF) 1959
Doherty, John (RHP) 1992-95
Doljack, Frank (OF/IF) 1930-34
Dolsi, Freddy (RHP) 2008-09
Donahue, Red (RHP) 1906
Donohue, Jim (RHP) 1961
Donovan, Dick (RHP) 1954
Donovan, Wild Bill (RHP/IF/OF) 1903-12, 1918
Doran, Tim (C) 1905
Dotel, Octavio (RHP) 2012-13
Douglass, Sean (RHP) 2005
Dowd, Snooks (IF) 1919
Downs, Darin (LHP) 2012-13
Downs, Red (IF/OF) 1907-08
Doyle, Jess (RHP) 1925-27
Drake, Delos (OF/IF) 1911
Dressen, Lee (IF) 1918
Drell, Lew (C/OF/IF) 1904-05
Dropo, Walt (IF) 1952-54
DuBois, Brian (LHP) 1989-90
Dubuc, Jean (RHP) 1912-16
Dugan, Joe (IF) 1931
Duran, Roberto (LHP) 1997-98
Durbin, Chad (RHP) 2006-07
Dystal, Bob (RHP) 1963
Dyer, Ben (IF/OF/RHP) 1916-19
Dyer, Duffy (C) 1980-81

— E —

Earl, Scott (IF) 1984
Easley, Damon (IF) 1996-2002
Eason, Mal (RHP) 1903
Easterling, Paul (OF) 1928, 1930
Eaton, Zeb (RHP) 1944-45
Eckenstahter, Eric (LHP) 2002-03
Egan, Dick (LHP) 1963-64
Egan, Wiss (RHP) 1902
Ehmke, Howard (RHP) 1916-17, 1919-22
Eischen, Joey (LHP) 1996
Eisenstat, Harry (LHP) 1938-39
Elberfeld, Dick (IF) 1901-03
Elder, Heinie (LHP) 1913
Eldred, Brad (IF) 2012
Ellison, Bert (IF/OF) 1916-20
Encarnacion, Juan (OF) 1997-2001
Engle, Dave (IF/OF/C) 1986
English, Gil (IF) 1936-37
Ennis, John (RHP) 2004
Erickson, Eric (RHP) 1916, 1918-19
Erickson, Hal (RHP) 1953
Erwin, Tex (C) 1907
Eubank, John (RHP) 1905-07
Evers, Darrell (IF) 1984-88
Everett, Adam (IF) 2009-10
Evers, Hoot (OF) 1941, 1946-52, 1954

— F —

Face, Roy (RHP) 1968
Fahey, Bill (C) 1981-83
Fain, Ferris (IF) 1955
Farley, Bob (IF/OF) 1962
Farmer, Buck (RHP) 2014-
Farmer, Ed (RHP) 1973
Farnsworth, Jeff (RHP) 2002
Farnsworth, Kyle (RHP) 2005, 2008
Farrell, John (RHP) 1996
Farr, Bill (RHP) 1962-64
Federhof, Al (IF) 1951-52
Felix, Junior (OF) 1994
Felix, Neftali (RHP) 2015
Felzer, Jack (C) 1958

Fernandez, Chico (IF) 1960-63
Ferrell, Jeff (RHP) 2015-17
Ferry, Cy (RHP) 1904
Fick, Robert (C/IF/OF) 1998-2002
Fidrych, Mark (RHP) 1976-80
Fiedler, Cecil (IF) 1990-96
Felder, Prince (IF) 2012-13
Fields, Bruce (OF) 1986
Fields, Daniel (OF) 2015
Fien, Casey (RHP) 2009-10
Figaro, Alfredo (RHP) 2009-10
Finigan, Jim (IF) 1957
Finneran, Happy (RHP) 1918
Fischer, Bill (RHP) 1958, 1960-61
Fischer, Carl (LHP) 1933-35
Fisher, Ed (RHP) 1902
Fisher, Fritz (LHP) 1964
Fister, Doug (RHP) 2011-13
Flagstead, Ira (OF/IF) 1917, 1919-23
Flaherty, John (C) 1994-96
Fleming, Les (OF) 1939
Fletcher, Scott (IF) 1995
Fletcher, Tom (LHP) 1962
Fletcher, Van (RHP) 1955
Florie, Bryce (RHP) 1998-99
Flowers, Ben (RHP) 1955
Flour, Bubba (IF) 1944
Flynn, Doug (IF) 1985
Foiles, Hank (C) 1960
Foor, Jim (LHP) 1971-72
Ford, Gene (RHP) 1905
Fossam, Casey (LHP) 2008
Foster, Larry (RHP) 1963
Fothergill, Bob (OF) 1922-30
Foucault, Steve (RHP) 1977-78
Fox, Pete (OF) 1933-40
Fox, Terry (RHP) 1961-66
Foytack, Paul (RHP) 1953, 1955-63
Francis, Ray (LHP) 1923
Francosa, Tito (OF) 1958
Franklin, Murray (IF) 1941-42
Fraser, Vic (RHP) 1933-34
Frazier, Jeff (OF) 2010
Freehan, Bill (C) 1961, 1963-76
Freese, George (PH) 1953
French, Luke (LHP) 2009
Fried, Cy (LHP) 1920
Friend, Owen (IF) 1953
Frisk, Emil (RHP/OF) 1901
Froats, Bill (RHP) 1955
Fryman, Travis (IF) 1990-97
Fryman, Woodie (LHP) 1972-74
Fuchs, Charlie (RHP) 1942
Fuentes, Tito (IF) 1977
Fuller, Frank (IF) 1915-16
Fulmer, Michael (RHP) 2016-
Funk, Liz (OF) 1930
Furbush, Charlie (LHP) 2011

— G —

Gagnon, Chick (IF) 1922
Gaillard, Eddie (RHP) 1997
Gainer, Del (IF) 1909, 1911-14
Gakeler, Dan (RHP) 1991
Galarraga, Armando (RHP) 2008-10
Gallagher, Doug (LHP) 1962
Galloway, Chick (IF/OF) 1928
Gamble, John (IF) 1972-73
Garbey, Barbara (IF/OF) 1984-85
Garbowski, Alex (PR) 1952
Garcia, Avisail (OF) 2012-13
Garcia, Freddy (RHP) 2008
Garcia, Karim (OF) 1999-00
Garcia, Luis (IF) 1999
Garcia, Pedro (IF) 1976
Gardiner, Mike (RHP) 1993-95
Garver, Ned (RHP) 1952-56
Gehring, Charlie (IF) 1924-42
Gelbert, Charley (IF) 1937
Gentry, Rufe (RHP) 1943-44, 1946-48
German, Franklin (RHP) 2002-05
Gernert, Dick (IF/OF) 1960-61
Gessler, Doc (OF) 1903
Giarratano, Tony (IF) 2005-07
Gibson, Frank (C/OF) 1913
Gibson, Kirk (OF/DH) 1979-87, 1993-95
Gibson, Paul (LHP) 1988-91

Gibson, Sam (RHP) 1926-28
Giebel, Floyd (RHP) 1939-41
Gilbreth, Bill (LHP) 1971-72
Gill, George (RHP) 1937-39
Gillespie, Bob (RHP) 1944
Ginsberg, Joe (C) 1948, 1950-53
Ginter, Matt (RHP) 2005
Gladson, Dan (OF) 1992-93
Gladding, Fred (RHP) 1961-67
Glaisir, John (RHP) 1920
Gleason, Kid (IF) 1901-02
Gleaton, Jerry (DH) 1990-91
Glover, Gary (RHP) 2008
Glynn, Ed (LHP) 1975-78
Gohr, Greg (RHP) 1993-96
Goldstein, Izzy (RHP) 1932
Goldy, Purnal (OF) 1962-63
Gomez, Alexis (OF) 2005-06
Gomez, Chris (IF) 1993-96
Gonzales, Dan (OF) 1979-80
Gonzalez, Alex (IF) 2014
Gonzalez, Enrique (RHP) 2010-11
Gonzalez, Juan (OF) 2000
Gonzalez, Julio (IF) 1983
Gonzalez, Luis (OF/DH) 1998
Good, Andrew (RHP) 2005
Gorsica, Johnny (RHP) 1940-44, 1946-47
Gorzelanny, Tom (LHP) 2015
Gose, Anthony (OF) 2015-17
Goslin, Goose (OF) 1934-37
Grabowski, Johnny (C) 1931
Graham, Bill (RHP) 1966
Graham, Kyle (RHP) 1929
Grander, Curtis (OF) 2004-09
Grater, Mark (RHP) 1993
Graterol, Beiker (RHP) 1999
Gray, Ted (LHP) 1946, 1948-54
Green, Lenny (OF) 1967-68
Greenberg, Hank (IF/OF) 1930, 1933-41, 1945-46
Greene, Altar (OF) 1979
Greene, Shane (RHP) 2015-
Greene, Willie (IF) 1903
Greisinger, Seth (RHP) 1998, 2002
Gremminger, Ed (IF) 1904
Griggs, Art (IF) 1918
Grilli, Jason (RHP) 2005-08
Grilli, Steve (RHP) 1975-77
Grissom, Marv (RHP) 1949
Gromek, Steve (RHP) 1953-57
Groom, Buddy (LHP) 1992-95
Groth, Johnny (OF) 1946-52, 1957-60
Grover, Bert (RHP) 1913
Grubb, John (OF) 1983-87
Grzenda, Joe (LHP) 1961
Guillen, Carlos (IF/OF) 2004-11
Gullickson, Bill (RHP) 1991-94
Gumpert, Dave (RHP) 1982-83
Gutierrez, Cesar (IF) 1969-71

— H —

Haas, David (RHP) 1991-93
Hale, Sammy (IF/OF) 1902-21
Hall, Charley (RHP) 1918
Hall, Herb (RHP) 1918
Hall, Joe (OF) 1995, 1997
Hall, Marc (RHP) 1913-14
Haller, Tom (C) 1972
Halter, Shane (IF) 2000-2003
Hamelin, Bob (IF/DH) 1997
Hamilton, Earl (LHP) 1916
Hamilton, Jack (RHP) 1964-65
Hamlin, Luke (RHP) 1933-34
Haney, Fred (IF) 1922-25
Hankins, Don (RHP) 1927
Hannah, Jack (IF) 2006
Hannan, Jim (RHP) 1971
Harding, Charlie (RHP) 1913
Hardy, Blaine (LHP) 2014-
Hare, Shawn (OF) 1991-92
Hargrave, Pinky (C) 1928-30
Harley, Dick (OF) 1902
Harper, Brian (OF/IF/C) 1986
Harper, George (OF) 1916-18
Harper, Terry (OF) 1987
Harrington, Andy (PH) 1925
Harris, Bob (RHP) 1938-39
Harris, Buckley (IF) 1929, 1931
Harris, Gail (IF) 1958-60
Harris, Gene (RHP) 1994
Harris, Ned (OF) 1941-43, 1946
Harrist, Earl (RHP) 1953
Haselman, Bill (C) 1999
Hatfield, Fred (IF) 1952-56
Hatter, Clyde (LHP) 1935, 1937
Havens, Brad (LHP) 1989
Hayworth, Ray (C) 1926, 1929-38
Hazle, Bob (OF) 1958
Heath, Bill (C) 1967
Heath, Mike (C) 1986-90
Hebner, Richie (IF) 1980-82
Heffner, Don (IF) 1944
Hegan, Jim (C) 1958
Heilmann, Harry (OF/IF) 1914, 1916-29
Heinkel, Don (RHP) 1988
Henneman, Mike (RHP) 1987-95
Hennessy, Les (IF) 1913
Henriquez, Oscar (RHP) 2002
Henry, Dwayne (RHP) 1995
Henshaw, Roy (LHP) 1942-44
Herbert, Ray (RHP) 1950-51, 1953-54
Herman, Babe (OF) 1937
Hernandez, Fernando (RHP) 1997
Hernandez, Guillermo (LHP) 1984-89
Hernndon, Larry (OF) 1982-88
Herring, Art (RHP) 1929-33
Herzog, Whitey (OF/IF) 1963
Hessman, Mike (IF) 2007-08
Hettinger, Gus (IF) 1906
Hiatt, Phil (IF/OF) 1996
Hickman, Piano Legs (IF/OF) 1904-05
Hicks, Buddy (IF) 1956
Hicks, John (C) 2016-
Higgins, Pinky (IF) 1939-44, 1946
Higginson, Bobby (OF) 1995-2005
High, Ed (LHP) 1901
High, Hugh (OF) 1913-14
Hiljus, Erik (RHP) 1999-00
Hiller, John (LHP) 1965-70, 1972-80
Hinch, A.J. (C) 2003
Hitchcock, Billy (IF) 1942, 1946, 1953
Hoelt, Billy (LHP) 1952-59
Hogsett, Chief (LHP) 1929-36, 1944
Holaday, Bryan (C) 2012-15, 2017
Holladay, Wryton, Fred (RHP) 1972-74
Hollimon, Michael (IF) 2008
Holling, Carl (RHP) 1921-22
Holloway, Ken (RHP) 1922-28
Holman, Shawn (RHP) 1989
Holmes, Ducky (OF) 1901-02
Holt, Chris (RHP) 2001
Holtgrave, Vern (RHP) 1965
Hooper, Kevin (IF) 2005-06
Hoover, Joe (IF) 1943-45
Hopp, Johnny (IF/OF) 1952
Horton, Willie (OF) 1963-77
Hosley, Tim (C/IF) 1970-71
Host, Gene (LHP) 1956
Hostetler, Chuck (OF) 1944-45
House, Frank (C) 1950-51, 1954-57, 1961
House, Will (RHP) 1913
Houtteman, Art (RHP) 1945-50, 1952-53
Howard, Frank (IF/OF) 1972-73
Hoyer, Waite (RHP) 1930-31
Huyt, Clarence (IF) 1920-21
Hudson, Charles (RHP) 1989
Huelsman, Frank (OF) 1904
Huff, Aubrey (IF/OF) 2009
Hughes, Tom (OF) 1930
Huismann, Mark (RHP) 1988
Humphrey, Terry (C) 1975
Humphreys, Bob (RHP) 1962
Hunter, Brian (OF) 1997-99
Hunter, Torii (OF) 2013-14
Hurst, Jimmy (OF) 1997
Hutchinson, Fred (RHP) 1939-41, 1946-53
Hyers, Tim (IF/OF) 1996



TIGERS ALL-TIME ROSTER

— I —

Iglesias, José (RF) 2013-
Ignasiak, Gary (LHP) 1973
Incaviglia, Pete (OF) 1991, 1998
Infante, Omar (IF) 2002-07,
2012-13
Inge, Brandon (C/IF/OF) 2001-12
Ingram, Riccardo (OF) 1994
Irvin, Ed (IF) 1912
Ivie, Mike (DH) 1982-83

— J —

Jackson, Austin (OF) 2010-14
Jackson, Charlie (RHP) 1905
Jackson, Damian (IF/OF) 2002
Jackson, Edwin (RHP) 2009
Jackson, Ron (IF) 1981
Jackson, Ryan (OF) 2001-02
Jacobson, Baby Doll (OF/IF) 1915
Jaeger, Charlie (RHP) 1904
James, Art (OF) 1975
James, Bill (RHP) 1915-19
James, Bob (RHP) 1982-83
Jarvis, Kevin (RHP) 1997
Jata, Paul (IF/OF) 1972
Jaye, Myles (RHP) 2017
Jefferies, Gregg (IF/OF) 1999-00
Jennings, Hughie (IF) 1907, 1909,
1912, 1918

Jensen, Bill (RHP) 1912
Jensen, Marcus (C) 1997
Jimenez, Jason (LHP) 2002
Jiménez, Joe (RHP) 2017-
Johns, Augie (LHP) 1926-27
Johnson, Alex (OF) 1976
Johnson, Brian (C) 1997
Johnson, Dave (RHP) 1993
Johnson, Earl (LHP) 1951
Johnson, Howard (IF/OF) 1982-84
Johnson, Jason (RHP) 2004-2005
Johnson, Jim (RHP) 2014
Johnson, Ken (LHP) 1952
Johnson, Mark (RHP) 2000
Johnson, Roy (OF) 1929-32
Johnson, Syl (RHP) 1922-25
Jones, Alex (LHP) 1903
Jones, Bob (IF) 1917-25
Jones, Dalton (IF/OF) 1970-72
Jones, Davy (OF) 1906-12
Jones, Deacon (RHP) 1916-18
Jones, Elijah (RHP) 1907
Jones, Jacoby (OF) 2019-
Jones, Jacques (OF) 2008
Jones, Ken (RHP) 1924
Jones, Lynn (OF) 1979-83
Jones, Ruppert (OF) 1984
Jones, Sam (RHP) 1962
Jones, Todd (RHP) 1997-2001, 2006-08
Jones, Tom (IF) 1909-10
Jones, Tracy (OF) 1989-90
Jordan, Milt (RHP) 1953
Jorde, Matt (OF) 2008
Jurrjens, Jair (RHP) 2007
Justis, Walt (RHP) 1905

— K —

Kaiser, Jeff (LHP) 1991
Kaline, Al (OF/IF/DH) 1953-74
Kallio, Rudy (RHP) 1918-19
Kane, Harry (LHP) 1903
Kapler, Gabe (OF) 1998-99
Karnuth, Jason (RHP) 2005
Kavanagh, Marty (IF/OF) 1914-16
Keagle, Greg (RHP) 1966-98
Kell, George (IF) 1946-52
Kelleher, Mick (IF) 1981-82
Keller, Charlie (OF) 1950-51
Keller, Kris (RHP) 2002
Kelly, Bryan (RHP) 1986-87
Kelly, Don (IF/OF) 2009-14
Kemp, Steve (OF) 1977-81
Kennedy, Bob (OF/OF) 1956
Kennedy, Vern (RHP) 1938-39
Kenning, Logan (RHP) 2016
Kerns, Russ (PH) 1945
Kerr, John (IF/OF) 1923-24
Kidd, Masao (RHP) 1999-00

Kiely, John (RHP) 1991-93
Kilkenny, Mike (LHP) 1969-72
Killefer, Red (IF/OF) 1907-09
Killian, Ed (LHP) 1904-10
Kimm, Bruce (C) 1976-77
Kimsey, Chad (RHP) 1936
King, Chick (OF) 1954-56
King, Eric (RHP) 1986-88, 1992
Kingsale, Gene (OF) 2003
Kinney, Dennis (LHP) 1981
Kinsler, Ian (IF) 2014-17
Kinzer, Matt (RHP) 1990

Kirke, Jay (IF/OF) 1910
Kisinger, Rube (RHP) 1902-03
Kitson, Frank (RHP) 1903-05
Klassen, Danny (IF) 2003
Klawitter, Al (RHP) 1913
Kline, Ron (RHP) 1961-62
Klipstein, Johnny (RHP) 1967
Knebel, Corey (RHP) 2014
Kneisch, Rudy (LHP) 1926
Knight, Ray (IF) 1988
Knotts, Gary (RHP) 2003-2004
Knox, John (IF) 1972-75
Knudson, Kurt (RHP) 1992-94
Knudson, Guido (RHP) 2015
Koch, Al (RHP) 1963-64
Kocher, Brad (C) 1912
Koenig, Mark (IF/RHP) 1930-31
Kolloway, Don (IF) 1949-52
Kopitz, Howie (RHP) 1961-62
Korince, George (RHP) 1966-67
Kostro, Frank (IF/OF) 1962-63
Krauss, Mark (INF) 2015
Krenchicki, Wayne (IF) 1983
Kress, Charlie (IF/OF) 1954
Kress, Red (IF) 1939-40
Kretlow, Lou (RHP) 1946, 1948-49
Kreuter, Chad (C) 1992-94
Krol, Ian (LHP) 2014-15
Krueger, Bill (LHP) 1993-94
Kryhoski, Dick (IF) 1950-51
Kuenn, Harvey (IF/OF) 1952-59
Kuntz, Rusty (OF/IF/DH) 1984-85

— L —

Laabs, Chet (OF) 1937-39
Labine, Clem (RHP) 1960
Labour, Jairo (LHP) 2017-
Lafitte, Ed (RHP) 1909, 1911-12
Laga, Mike (IF) 1982-86
LaGrow, Lerrin (RHP) 1970, 1972-75
Laird, Gerald (C) 2009-10, 2012
Lake, Eddie (IF) 1946-50
Lake, Joe (RHP) 1912-13
Lakeman, Al (C) 1954
Lambert, Chris (RHP) 2008-09
Lamont, Gene (C) 1970-72, 1974-75
Lancaster, Les (RHP) 1992
Landsis, Jim (OF) 1967
Lane, Marvin (OF) 1971-74, 1976
LaPointe, Dave (LHP) 1986
Larish, Jeff (IF) 2008-10
Larkin, Steve (RHP) 1934
Lary, Frank (RHP) 1954-64
Lasher, Fred (RHP) 1967-70
Lathers, Chick (IF) 1910-11
Law, Charlie (C) 1956, 1958-59
Lawrence, Bill (OF) 1932
Lawson, Roxie (RHP) 1923, 1935-39
Laxton, Bill (LHP) 1976
Lazorko, Jack (RHP) 1986
Leach, Rick (IF/OF) 1981-83
Ledbetter, Razor (RHP) 2003-07
Ledezma, Wilfredo (LHP) 2003-07
Lee, Don (RHP) 1957-58
LeFloore, Ron (OF) 1974-79
Leinhauser, Bob (OF) 1912
Leiter, Mark (RHP) 1991-93
Lelivelt, Bill (RHP) 1909-10
Lemely, Dave (RHP) 1973-76
Lemon, Chet (OF) 1982-90
Lenhardt, Don (OF) 1952
Lentine, Jim (OF) 1980
Leon, Arcenio (RHP) 2017
Leonard, Ted (LHP) 1919-21, 1924-25
Lepcio, Ted (IF) 1959

LePine, Peter (OF/IF) 1902
Lerchen, George (OF) 1952
Leshnock, Don (LHP) 1972
Levine, Al (RHP) 2004

Lewicki, Artie (RHP) 2017-
Lewis, Colby (RHP) 2006
Lewis, Mark (IF) 1996
Lewis, Richie (RHP) 1996
Lima, Jose (RHP) 1994-96, 2001-02
Lindbeck, Em (PH) 1960
Lindeman, Jim (IF) 1990
Lindsay, Pinky (IF) 1905-06
Lindsey, Rod (OF) 2000
Linhart, Carl (PH) 1952
Lipon, Johnny (IF) 1942, 1946, 1948-52
Lira, Felipe (RHP) 1995-97, 1999
Littlefield, Dick (LHP) 1952
Lively, Jack (RHP) 1911
Livingstone, Scott (IF) 1991-94
Lobstein, Kyle (LHP) 2014-15
Lockhead, Harry (IF) 1901
Logan, Bob (LHP) 1937
Logan, Nook (OF) 2004-05
Lolich, Mickey (LHP) 1963-75
Lombard, George (OF) 2002
Long, Herman (IF) 1903
Lopez, Aquilino (RHP) 2007-08
Lopez, Aurelio (RHP) 1979-85
Lorenzen, Lefty (LHP) 1913
Loudell, Art (RHP) 1910
Louden, Baldy (IF/OF) 1912-13
Loux, Shane (RHP) 2002-03
Love, Slim (LHP) 1919-20
Luvullo, Torey (IF) 1988-89
Lowdermilk, Grover (RHP) 1915-16
Lowe, Bobby (IF/OF) 1904-07
Lowe, Mark (RHP) 2016
Lowry, Dwight (C) 1984, 1986-87
Ludolph, Willie (RHP) 1924
Lugo, Urbano (RHP) 1990
Lumpe, Jerry (IF) 1964-67
Lund, Don (OF) 1949, 1952-54
Lusader, Scott (OF) 1987-90
Lush, Billy (OF/IF) 1903
Lynn, Fred (OF) 1988-89
Lynn, Red (RHP) 1939
Lyon, Brandon (RHP) 2009

— M —

Maas, Duke (RHP) 1955-57
MacCormack, Frank (RHP) 1976
MacDonald, Bob (LHP) 1993
Machado, Dixon (IF) 2015-
Machemer, Dave (IF) 1979
Macias, Jose (IF) 1999-2002
Madden, Morris (LHP) 1987
Maddox, Elliott (IF/OF) 1970
Madison, Dave (RHP) 1952-53
Madison, Scott (IF/DH) 1985-86
Madlock, Bill (IF/DH) 1987
Magee Jr., Wendell (OF) 2000-02
Maharg, Billy (IF) 1912
Mahler, Mickey (LHP) 1985
Mahtook, Mikie (OF) 2017-
Maier, Bob (IF/OF) 1945
Main, Alex (RHP) 1914
Maisel, George (OF) 1916
Makowski, Tom (LHP) 1975
Malloy, Herm (RHP) 1907-08
Malnberg, Harry (IF) 1955
Manders, Hal (RHP) 1941-42, 1946
Manion, Clyde (C) 1920-24, 1926-27
Mankowski, Phil (IF) 1976-79
Mantiply, Joe (LHP) 2016
Manto, Jeff (IF/DH) 1998
Manuel, Jerry (IF) 1975-76
Manush, Heinie (OF/IF) 1923-27
Mapes, Cliff (OF) 1952
Marberry, Firpo (RHP) 1933-35
Marentette, Leo (RHP) 1965
Marlowe, Dick (RHP) 1951-56
Maroth, Mike (LHP) 2002-07
Marrow, Buck (RHP) 1932
Marshall, Mike (RHP) 1967
Marte, Jeffy (IF) 2015
Marte, Luis (RHP) 2011-13
Martin, Billy (IF) 1958

Martin, John (LHP) 1983
Martinez, J.D. (OF) 2014-17
Martinez, Ramon (IF) 2005
Martinez, Victor (C/DH) 2011-
Mason, Roger (RHP) 1984
Masterson, Walt (RHP) 1956
Matchick, Tom (IF) 1967-69
Mathews, Eddie (IF) 1967-68
Mavis, Bob (PR) 1949
Maxcy, Brian (RHP) 1995-96
Maxwell, Charlie (OF/IF) 1955-62
May, Milt (C) 1976-79
Maybin, Cameron (OF) 2007, 2016
Mayo, Eddie (IF) 1944-48
McAllister, Sport (OF/IF/C) 1901-03
McAuliffe, Dick (IF) 1960-73
McBride, Macay (LHP) 2007
McCann, James (C) 2014-
McCarthy, Arch (RHP) 1902
McCosby, Barney (OF) 1939-42, 1946
McCoy, Benny (IF) 1938-39
McCoy, Patrick (LHP) 2014
McCreery, Ed (RHP) 1914
McCullers, Lance (RHP) 1990
McCurry, Jeff (RHP) 1996
McDermott, Mickey (LHP) 1958
McDermott, Red (OF) 1912
McDill, Allen (LHP) 2000
McDonald, John (IF) 2005
McFarlane, Orlando (C) 1966
McGarr, Jim (IF) 1912
McGarvey, Dan (OF) 1912
McGehee, Casey (INF) 2016
McGehee, Pat (RHP) 1912
McGuire, Deacon (C/IF) 1902-03, 1912
McHale, John, Sr. (IF) 1943-45, 1947-48
McIntyre, Matty (OF) 1904-10
McKain, Archie (LHP) 1939-41
McKee, Red (C) 1913-16
McLain, Denny (RHP) 1963-70
McLaughlin, Pat (RHP) 1937, 1945
McLeland, Wayne (RHP) 1951-52
McMahon, Sam (LHP) 1902
McMahon, Don (RHP) 1968-69
McManus, Frank (C) 1904
McManus, Marty (IF) 1927-31
McMillon, Billy (OF) 2000-01
McMullin, Fred (IF) 1914
McNabb, Carl (PH) 1945
McNair, Eric (IF) 1941
McRae, Norm (RHP) 1969-70
McTigue, Bill (LHP) 1916
Meacham, Rusty (RHP) 1991
Meany, Pat (IF) 1912
Mears, Chris (RHP) 2003
Meeler, Phil (RHP) 1972
Meluskey, Mitch (C) 2001-02
Melin, Bob (C) 1985
Mercado, Orlando (C) 1987
Mercedes, Melvin (RHP) 2014
Mercer, Win (RHP) 1902
Merritt, Herm (IF) 1921
Mesa, Jose (RHP) 2007
Metha, Scot (IF) 1940
Metro, Charlie (OF) 1943-44
Meyer, Dan (OF/IF) 1974-76
Meyer, Dutch (IF) 1940-42
Miceli, Dan (RHP) 1997
Michael, Gene (IF) 1975
Middleton, Jim (RHP) 1921
Mierkowski, Ed (OF) 1945, 1947-48
Miller, Andrew (LHP) 2006-07
Miller, Bob G. (LHP) 1953-56
Miller, Bob L. (RHP) 1973
Miller, Eddie (OF) 1982
Miller, Hack (C) 1944-45
Miller, Justin (RHP) 2014
Miller, Matt (LHP) 2001-2002
Miller, Orlando (IF) 1997
Miller, Roscoe (RHP) 1901-02
Miller, Trevor (LHP) 1996
Mimer, Zach (RHP) 2006-09
Mitchell, Clarence (LHP) 1911
Mitchell, Willie (LHP) 1916-19
Mlicki, Dave (RHP) 1999-2001
Moehler, Brian (RHP) 1996-2002
Moford, Herb (RHP) 1958

TIGERS ALL-TIME ROSTER



Mohardt, John (OF) 1922
 Molinaro, Bobby (OF) 1975, 1977, 1983
 Molleken, Dustin (RHP) 2016
 Monbouquette, Bill (RHP) 1966-67
 Monge, Sid (LHP) 1984
 Monroe, Craig (OF) 2002-07
 Montejo, Manny (RHP) 1961
 Moore, Anse (OF) 1946
 Moore, Bill (RHP) 1925
 Moore, Jackie (C) 1965
 Moore, Mike (RHP) 1993-95
 Moore, Roy (LHP) 1922-23
 Mooty, Jake (RHP) 1944
 Morales, Jerry (OF) 1979
 Moran, Harry (LHP) 1912
 Moreland, Keith (IF/DH/C) 1989
 Morgan, Chet (OF) 1935, 1938
 Morgan, Tom (RHP) 1958-60
 Moriarty, George (IF/OF) 1909-15
 Moses, Hal (IF) 2000
 Morris, Jack (RHP) 1977-90
 Morris, Warren (IF) 2003
 Morrisette, Bill (RHP) 1920
 Morrison, Jim (IF) 1987-88
 Morton, Buddy (OF/IF) 1961-63
 Moseby, Lubof (OF) 1990-91
 Moses, Jerry (C) 1974
 Moses, John (OF) 1991
 Mossi, Don (LHP) 1959-63
 Moya, Steven (OF) 2014-16
 Mueller, Les (RHP) 1941, 1945
 Mujica, Edward (RHP) 2017
 Mullen, Billy (IF) 1926
 Mullin, George (RHP/OF) 1902-13
 Mullin, Pat (OF) 1940-41, 1946-53
 Munoz, Mike (LHP) 1991-93
 Munson, Eric (IF) 2000-04
 Murphy, Dwayne (OF) 1988
 Murphy, Soldier Boy (IF) 1903
 Murray, Heath (LHP) 2001
 Myatt, Glenn (C) 1936
 Myers, Mike (LHP) 1995-97

— N —
 Nagelson, Russ (OF/IF) 2070
 Nahorodny, Bill (PH) 1983
 Nance, Doc (OF) 1901
 Narleski, Ray (RHP) 1959
 Nathan, Joe (RHP) 2014-15
 Navarro, Efrén (IF) 2017
 Navarro, Julio (RHP) 1964-66
 Nekola, Bots (LHP) 1933
 Nelson, Lynn (RHP) 1940
 Nesbitt, Angel (RHP) 2015
 Ness, Jack (IF) 1911
 Nettles, Jim (OF) 1974
 Neun, Johnny (IF) 1925-28
 Nevin, Phil (OF/IF/C) 1995-97
 Newhouser, Hal (LHP) 1939-53
 Newsom, Bob (RHP) 1939-41
 Ni, Fu-Te (LHP) 2009-10
 Nicholls, Simon (IF) 1903
 Nicholson, Fred (OF) 1917
 Niekro, Joe (RHP) 1970-72
 Nieman, Bob (OF) 1953-54
 Nieves, Melvin (OF/DH) 1996-97
 Nischwitz, Ron (LHP) 1961-62, 1965
 Nitkowski, C.J. (LHP) 1995-96, 1999-2001
 Nokes, Matt (C) 1986-90
 Nolen, Dickie (RHP) 1987
 Nomo, Hideo (RHP) 2000
Norris, Daniel (LHP) 2015-
 North, Lou (RHP) 1913
 Northrup, Jim (OF/IF) 1964-74
 Norton, Greg (IF) 2004
 Nork, Randy (RHP) 1989-90
 Novoa, Roberto, RHP 2004
 Nunez, Edwin (RHP) 1989-90

— O —
 Oana, Prince (RHP) 1943, 1945
 O'Connell, John (IF) 1902
 Oglivie, Ben (IF/OF) 1974-77
 Okrie, Frank (LHP) 1920
 Oldham, Red (LHP) 1914-15, 1920-22
 O'Leary, Charley (IF/OF) 1904-12
 Olivares, Omar (RHP) 1996-97

Oliver, Andy (LHP) 2010-11
 Oliver, Joe (C) 1998
 Oliveros, Lester (RHP) 2011
 Olsen, Ole (RHP) 1922-23
 Olson, Gregg (RHP) 1996
 Olson, Karl (OF) 1957
 O'Mara, Oddie (IF) 1912
 O'Neal, Randy (RHP) 1984-86
 Onslow, Eddie (IF) 1912-13
 Onslow, Jack (C) 1912
 Ordoñez, Magglio (OF) 2005-11
 Orengo, Joe (IF) 1944
 Ortega, Jose (RHP) 2012-14
 O'Rourke, Frank (IF) 1924-26
 Orrell, Joe (RHP) 1943-45
 Osborne, Bobo (IF) 1957-59, 61-62
 Outlaw, Jimmy (OF/IF) 1943-49
 Overmire, Stubby (LHP) 1943-49
 Owen, Frank (RHP) 1901
 Owen, Marv (IF) 1931, 1933-37
 Oylar, Ray (IF) 1965-68

— P —
 Pacella, John (RHP) 1986
 Page, Phil (LHP) 1928-30
 Palmer, David (RHP) 1989
 Palmer, Dean (IF) 1999-2003
 Paniagua, Jose (RHP) 2002
 Papi, Stan (IF) 1980-81
 Paquette, Craig (IF/OF) 2002-03
 Paredes, Johnny (IF) 1990-91
 Parent, Mark (C) 1996
 Parker, Jack (RHP) 1990
 Parker, Salty (IF) 1936
 Parks, Slicker (RHP) 1921
 Parnell, Bobby (RHP) 2016
 Parrish, Lance (C) 1977-86
 Parsons, Dixie (C) 1939, 1942-43
 Parthenheimer, Steve (IF) 1913
 Pasek, Johnny (C) 1933
 Pashnick, Larry (RHP) 1982-83
 Patrick, Bob (OF) 1941-42
 Patterson, Danny (RHP) 2000-04
 Patterson, Daryl (RHP) 1968-71
 Patterson, Jarrod (IF) 2011
 Pauley, David (RHP) 2001
 Payne, Fred (C/OF) 1906-08
 Pearson, Terry (RHP) 2002
 Peasley, Marv (LHP) 1910
 Peardley, Al (IF) 1989
 Pelfrey, Mike (RHP) 2016
 Pemberton, Rudy (OF) 1995
Pena, Bryan (C) 2013
 Pena, Carlos (IF) 2002-05
 Pena, Orlando (RHP) 1965-67
 Pena, Ramon (RHP) 1989
 Penn, Shannon (IF) 1995-96
 Penny, Brad (RHP) 2011
 Pentz, Gene (RHP) 1975
 Peploski, Pepper (IF) 1913
 Pepper, Don (IF) 1966
 Peralta, Jhonny (IF) 2010-13
 Percival, Troy (RHP) 2005
 Perez, Hernán (IF) 2012-15
 Perez, Neifi (IF) 2006-07
 Perez, Timo (OF) 2007
 Perisho, Matt (LHP) 2001-2002
 Perkins, Cy (PH) 1934
 Pernonli, Hub (LHP) 1910, 1912
 Perranoski, Ron (LHP) 1971-72
 Perritt, Pol (RHP) 1921
 Perry, Boyd (IF) 1941
 Perry, Clay (IF) 1908
 Perry, Hank (OF) 1912
 Perry, Jim (RHP) 1973
 Perry, Ryan (RHP) 2009-11
 Pesky, Johnny (IF) 1952-54
 Peters, John (C) 1915
 Peters, Rick (OF/OF) 1979-81
 Petrick, Ben (OF) 2003
 Petry, Dan (RHP) 1979-87, 1990-91
 Pettis, Gary (OF) 1988-89, 1992
 Pettyjohn, Adam (LHP) 2001
 Philly, Dave (IF/OF) 1957
 Phillips, Bubba (IF/OF) 1955, 1963-64
 Phillips, Eddie (C) 1929
 Phillips, Jack (IF/OF) 1955-57

Phillips, Red (RHP) 1934, 1936
 Phillips, Tony (IF) 1990-95
 Pierce, Billy (LHP) 1945, 1948
 Pierce, Jack (IF) 1975
 Piet, Tony (IF) 1938
 Pillette, Herman (RHP) 1922-24
 Pineda, Luis (RHP) 2001
 Pinelli, Babe (IF) 1920
 Pipp, Wally (IF) 1913
 Pippin, Cotton (RHP) 1939-40
 Pittaro, Chris (IF) 1985
 Platte, Al (OF) 1913
 Podres, Johnny (LHP) 1966-67
 Poffenberger, Boots (RHP) 1937-38
 Polanco, Placidio (IF) 2005-09
 Polonia, Luis (DH/OF) 1999-00
 Poole, Jim (LHP) 2000
 Porcello, Rick (RHP) 2009-14
 Porter, J.W. (C/OF/IF) 1955-57
 Post, Lew (OF) 1902
 Powell, Brian (RHP) 1998, 2002
 Powell, Ray (OF) 1913
 Power, Ted (RHP) 1988
 Pratt, Del (IF) 1923-24
 Presko, Joe (RHP) 1957-58
 Presley, Alex (OF) 2016-17
 Price, David (LHP) 2014-15
 Price, Jim (C) 1967-71
 Priddy, Jerry (IF) 1950-53
 Pride, Curtis (OF) 1996-97
 Proctor, Jim (RHP) 1959
 Prudhomme, Augie (RHP) 1929
 Pugh, Tim (RHP) 1997
 Purcey, David (LHP) 2011
 Purteil, Billy (IF) 1914
 Putkonen, Luke (RHP) 2012-14
 Putman, Ed (C) 1979

— Q —
 Quellich, George (OF) 1931

— R —
 Rabelo, Mike (C) 2006-07
 Raburn, Ryan (IF/OF) 2004, 2007-12
 Radatz, Dick (RHP) 1969
 Radcliff, Rip (OF/IF) 1941-43
 Rakow, Ed (RHP) 1964-65
 Ramirez, Wilkin (OF) 2009-10
 Randa, Joe (IF) 1998
 Rapada, Clay (LHP) 2007-09
 Rapp, Earl (OF) 1949
 Ray, Jim (RHP) 1974
 Ray, Robbie (LHP) 2014
 Raymond, Bugs (RHP) 1904
 Redman, Mark (LHP) 2001-02
 Redmond, Wayne (OF) 1965, 1969
 Reed, Bob (RHP) 1969-70
 Reed, Evan (RHP) 2013-14
 Reed, Jody (IF) 1997
 Reese, Rich (IF/OF) 1973
 Regan, Phil (RHP) 1960-65
 Reiber, Frank (C/OF) 1933-36
Reininger, Zac (RHP) 2017-
 Remneas, Alex (RHP) 1912
 Renfer, Erwin (RHP) 1913
 Rensa, Tony (C) 1930
 Renteria, Edgar (IF) 2008
 Reynolds, Bob (RHP) 1975
 Reynolds, Ross (RHP) 1914-15
 Rhie!, Billy (IF/OF) 1932-33
 Rhymes, Will (IF) 2010-11
 Ribant, Dennis (RHP) 1968
 Rice, Harry (OF/IF) 1928-30
 Richards, Paul (C) 1943-46
 Richardson, Nolen (IF) 1929, 1931-32
 Richie, Bob (OF) 1989
 Riebe, Hank (C) 1942, 1947-49
 Rigney, Topper (IF) 1922-25
 Rincon, Juan (RHP) 2009
 Ripken, Bill (IF) 1998
 Ritz, Kevin (RHP) 1989-92
 Rivera, Michael (C) 2001-02
 Roark, Mike (C) 1961-64
 Robbins, Bruce (LHP) 1979-80
 Roberts, Bip (OF/IF/DH) 1998
 Roberts, Dave (LHP) 1976-77
 Roberts, Leon (OF) 1974-75

Roberts, Willis (RHP) 1999
 Robertson, Jerry (RHP) 1970
 Robertson, Nate (LHP) 2003-09
 Robinson, Aaron (C) 1949-51
 Robinson, Eddie (IF) 1957
 Robinson, Jeff (RHP) 1987-90
 Robinson, Rabbitt (IF/OF) 1904
 Rodney, Fernando (RHP) 2002-09
 Rodriguez, Aurelio (IF) 1971-79
 Rodriguez, Francisco (LHP) 2016-17
 Rodriguez, Ivan (C) 2004-08
 Rodriguez, Steve (IF) 1995
 Rogalski, Joe (RHP) 1938
 Rogell, Billy (IF/OF) 1930-39
 Rogers, Kenny (LHP) 2006-08
 Rogovin, Saul (RHP) 1949-51
 Rojas, Mel (RHP) 1999
 Roman, Bill (IF) 1964-65
 Romero, Ed (IF) 1990
 Romine, Andrew (IF) 2014-17
 Rondeau, Henri (C/IF) 1913
 Rondón, Bruce (RHP) 2013-17
 Ross, Matt (RHP) 2003
 Rooker, Jim (LHP) 1968
 Ross, Cody (OF) 2003
 Ross, Don (IF/OF) 1938, 1942-45
 Rossman, Claude (IF) 1907-09
 Rothschild, Larry (RHP) 1981-82
 Rowan, Jack (RHP) 1906
 Rowe, Schoolboy (RHP) 1933-42
 Rowland, Rich (C) 1990-93
 Rozema, Dave (RHP) 1977-84
 Ruble, Art (OF) 1927
 Rucker, Dave (LHP) 1981-83
 Ruel, Muddy (C) 1931-32
 Ruffin, Chance (RHP) 2011
 Ruhle, Vern (RHP) 1974-77
 Runyan, Sean (LHP) 1998-2000
 Russell, Jack (RHP) 1937
 Ryan, Dusty (C) 2008-09
 Ryan, Kyle (LHP) 2014-17

— S —
 Sabel, Erik (RHP) 2002
 Sager, A.J. (RHP) 1996-98
 Salas, Mark (C) 1990-91
 Salazar, Luis (OF/IF/DH) 1988
 Salazar, Oscar (IF) 2002
 Salfatamacchia, Jarrod (C) 2016
 Samford, Ron (IF) 1955, 1957
 Samuel, Juan (IF) 1994-95
 Samuels, Joe (RHP) 1930
 Sanchez, Alex (OF) 1985
 Sanchez, Alex (OF) 2003-2004
 Sanchez, Anibal (RHP) 2012-17
 Sanders, Reggie (IF) 1974
 Sanders, Scott (RHP) 1997-98
 Santana, Julio (RHP) 2002
 Santana, Marino (RHP) 1998
 Santana, Pedro (IF) 2001
 Santiago, Ramon (IF) 2002-03, 2006-13
 Santos, Omir (C) 2011-12
 Santos, Victor (RHP) 2001
 Sardinha, Dane (C) 2008-09
 Sargent, Joe (IF) 1921
 Saucier, Kevin (LHP) 1981-82
 Saunders, Dennis (RHP) 1970
Saupold, Warwick (RHP) 2016-
 Sborz, Jay (RHP) 2010
 Scanlan, Bob (RHP) 1996
 Scarborough, Ray (RHP) 1953
 Schaefer, Germany (IF/OF) 1905-09
 Schaller, Bill (OF/IF) 1911
 Schang, Wally (C) 1931
 Schatzeder, Dan (LHP) 1980-81
 Scheibeck, Frank (IF) 1906
 Scherman, Fred (LHP) 1969-73
 Scherrer, Bill (LHP) 1984-86
 Scherzer, Max (RHP) 2010-14
 Schlapacasse, Lou (OF) 1902
 Schlierer, Daniel (LHP) 2010-12
 Schmack, Brian (RHP) 2003
 Schmidt, Boss (C/OF) 1906-11
 Schu, Rick (IF) 1989
 Schuble, Heinie (IF) 1929, 1932-35
 Schultz, Barney (RHP) 1959



TIGERS ALL-TIME ROSTER

Schultz, Bob (LHP) 1955
Schwabe, Mike (RHP) 1989-90
Scribner, Chuck (IF) 1975-77
Seale, Johnnie (LHP) 1964-65
Searcy, Steve (LHP) 1988-91
Seats, Tom (LHP) 1940
Seay, Bobby (LHP) 2006-09
Secory, Frank (OF) 1940
Seelbach, Chuck (RHP) 1971-74
Semproch, Ray (RHP) 1960
Sewell, Rip (RHP) 1932
Sharon, Dick (OF) 1973-74
Shaw, Al (C/IF) 1901
Shaw, Bob (RHP) 1957-58
Shea, Merv (C) 1927-29, 1939
Sheets, Larry (OF) 1990
Sheffield, Gary (OF) 2007-08
Shelby, John (OF) 1990-91
Shelley, Hugh (OF) 1935
Shelton, Chris (C/IF) 2004-06
Sheridan, Pat (OF) 1986-88
Sherry, Larry (RHP) 1964-67
Shevlin, Jimmy (IF) 1930
Shiver, Ivey (OF) 1931
Shoop, Ron (C) 1959
Shorten, Chick (OF/C) 1919-21
Siddall, Joe (C) 1998
Sierra, Ruben (OF/DH) 1996
Siever, Ed (LHP) 1901-02, 1906-08
Sigafos, Frank (IF) 1929
Simmons, Al (OF/IF) 1936
Simmons, Hack (IF/OF) 1910
Simmons, Nelson (OF) 1984-85
Simon, Alfredo (RHP) 2015
Simon, Randall (1B) 2001-02
Sims, Duke (C/OF) 1972-73
Sinatro, Matt (C) 1989
Singleton, Duane (OF) 1996
Sisler, Dave (RHP) 1959-60
Sizemore, Scott (IF) 2010-11
Skeels, Dave (RHP) 1910
Skizas, Lou (OF/IF) 1958
Skopec, John (LHP) 1903
Slaton, Jim (RHP) 1978, 1986
Slayback, Bill (RHP) 1972-74
Sleator, Lou (LHP) 1957-58
Small, Jim (OF) 1955-57
Smith, Bob (LHP) 1959
Smith, Chad (RHP) 2014
Smith, Clay (RHP) 1940
Smith, George C. (IF) 1963-65
Smith, George S. (RHP) 1926-29
Smith, Heinie (IF) 1903
Smith, Jack (IF) 1912
Smith, Jason (IF) 2004-2005
Smith, Rufus (LHP) 1927
Smith, Willie (LHP) 1963
Smyth, Drew (LHP) 2012-14
Snell, Nate (RHP) 1987
Sodowsky, Clint (RHP) 1995-96
Soria, Joakim (RHP) 2014-15
Sorrell, Vic (RHP) 1928-37
Sosa, Elias (RHP) 1982
Souchock, Steve (OF/IF) 1951-55
Sparks, Steve (RHP) 2000-03
Sparks, Joe (RHP) 1964-69
Speer, Kid (LHP) 1909
Spencer, George (RHP) 1958, 1960
Spencer, Thibby (C/IF) 1916-18
Spikes, Charlie (OF) 1978
Spilman, Harry (IF) 1986
Spurling, Chris (RHP) 2003-06
St. Pierre, Max (C) 2010
Stainback, Tack (OF) 1940-41
Stairs, Matt (IF) 2006
Staley, Gerry (RHP) 1961
Stange, Oscar (C/IF) 1909-20, 1925
Stanley, Mickey (OF/IF) 1964-78
Staton, Joe (IF) 1972-73
Staub, Rusty (OF) 1976-79
Steen, Bill (RHP) 1915
Stegman, Dave (OF) 1978-80
Steiner, Ben (PR) 1947
Steverson, Todd (OF) 1995
Stewart, Walter (LHP) 1921
Stidham, Phil (RHP) 1994
Stoddard, Bob (RHP) 1985

Stone, John (OF) 1928-33
Stoner, LI (RHP) 1922, 1924-29
Stovall, Jesse (RHP) 1904
Strahler, Mike (RHP) 1973
Strambe, Bob (RHP) 1972
Strange, Doug (IF) 1989
Stroul, Walt (C) 1954-56
Streud, Sailor (RHP) 1910
Stuart, Marlin (RHP) 1949-52
Stubbs, Franklin (IF/OF) 1995
Stump, Jim (RHP) 1957, 1959
Stumpf, Daniel (LHP) 2017-
Strudivant, Tom (RHP) 1963
Suarez, Eugenio (IF) 2014
Sugden, Joe (IF) 1912
Suggs, George (RHP) 1908-09
Sullivan, Billy, Sr. (C) 1916
Sullivan, Billy, Jr. (C/IF) 1940-41
Sullivan, Charlie (RHP) 1928, 1930-31
Sullivan, Jack (IF) 1944
Sullivan, Joe (LHP) 1935-36
Sullivan, John E. (C) 1905
Sullivan, John P. (C) 1963-65
Sullivan, Russ (OF) 1951-53
Summers, Champ (OF) 1979-81
Summers, Ed (RHP) 1908-12
Susce, George C. (C) 1932
Susce, George D. (RHP) 1958-59
Sutherland, Gary (IF) 1974-76
Sutherland, Suds (RHP) 1921
Sweeney, Bill (IF/OF) 1928
Swift, Bob (C) 1944-53
Sykes, Bob (LHP) 1977-78
Szotkiewicz, Ken (IF) 1970

— T —

Tanana, Frank (LHP) 1985-92
Tata, Jordan (RHP) 2006-07
Tavener, Jackie (IF) 1921, 1925-28
Taylor, Bennie (IF) 1952
Taylor, Bill (OF) 1957-58
Taylor, Bruce (RHP) 1977-79
Taylor, Gary (RHP) 1969
Taylor, Tony (IF/OF) 1971-73
Taylor, Wiley (RHP) 1911
Tebbties, Birdie (C) 1936-42, 1946-47
Terrell, Walt (RHP) 1985-88, 1990-92
Terry, John (P) 1902
Tetterton, Mickey (C/DH) 1991-94
Thames, Marcus (OF) 2004-09
Thomas, Brad (LHP) 2010-11
Thomas, Bud (RHP) 1939-41
Thomas, Cleo (OF) 2008-09, 2012
Thomas, Franks (RHP) 1905
Thomas, George (IF/OF) 1957-58, 1961, 1964-65
Thomas, Ira (C) 1908
Thompson, Jason (IF) 1976-80
Thompson, Justin (LHP) 1996-99
Thompson, Sam (OF) 1906
Thompson, Tim (C) 1958
Thurman, Gary (OF) 1993
Thurmond, Mark (LHP) 1986-87
Thurmerman, Tom (RHP) 1969-73
Tingley, Ron (C) 1995
Tobik, Dave (RHP) 1978-82
Tobin, Jim (RHP) 1945
Tolar, Kevin (LHP) 2000-01
Tolman, Tim (OF) 1986-87
Tomberlin, Andy (OF/DH) 1998
Torgerson, Earl (IF) 1955-57
Torres, Andres (OF) 2002-04
Tracewski, Dick (IF) 1966-69
Trammell, Alan (IF) 1977-96
Trammell, Bubba (OF/DH) 1997
Travers, Al (RHP) 1912
Treanos, Matt (C) 2009
Tresh, Tom (IF/OF) 1969
Triandos, G.C. 1963
Trout, Dizzy (RHP) 1939-52
Troy, Bun (RHP) 1912
Truby, Chris (IF) 2002
Trucks, Virgil (LHP) 1941-43, 1945-52, 1956
Trujillo, Mike (RHP) 1988-89
Tsitouris, John (RHP) 1957
Tuasoosop, Matt (IF/OF) 2013

Turner, Jacob (RHP) 2011-12
Turner, Jerry (OF) 1982
Tuttle, Bill (OF) 1952, 1954-57
Tutwiler, Guy (IF/OF) 1911, 1913

— U —

Uhl, Bob (RHP) 1940
Uhle, George (RHP) 1929-33
Ujdur, Jerry (RHP) 1980-83
Underwood, Pat (LHP) 1979-80, 1982-83
Unser, Al (C/IF) 1942-44
Upton, Justin (OF) 2016-17
Urbani, Tom (LHP) 1996
Urbina, Ugueth (RHP) 2004-05
Urdaneta, Lino (RHP) 2004

— V —

Valdez, Jose (RHP) 2015
Valentinetti, Vito (RHP) 1958
Valverde, Jose (RHP) 2010-13
Vangilder, Elam (RHP) 1928-29
Van Hekken, Andy (LHP) 2002
Van Poppel, Todd (RHP) 1996
Vasquez, Virgil (RHP) 2007
Veach, Bobby (OF) 1912-23
Veal, Coot (IF) 1958-60, 1963
Vedder, Lou (RHP) 1920
Veras, Jose (RHP) 2013
Veres, Randy (RHP) 1996
VerHagen, Drew (RHP) 2014-
Verlander, Justin (RHP) 2005-17
Verzyer, Tom (IF) 1973-77
Vico, Sam (IF) 1948-49
Villafuerte, Brandon (RHP) 2000
Villareal, Brayan (RHP) 2011-13
Vina, Fernando (IF) 2004
Virgil, Ozzie (IF/C) 1958, 1960-61
Vitt, Ossie (IF/OF) 1912-18

— W —

Wade, Jake (LHP) 1936-38
Wagner, Hal (C) 1947-48
Wagner, Mark (IF) 1976-80
Wakefield, Dick (OF) 1941, 1943-44, 1946-49
Wakeland, Chris (OF) 2001
Walbeck, Matt (C) 1997, 2002-03
Walawander, Jim (IF) 1987-88
Walker, Dixie (OF) 1938-39
Walker, Frank (OF) 1917-18
Walker, Gee (OF) 1931-37
Walker, Hub (OF) 1931, 1935, 1945
Walker, Jamie (LHP) 2002-06
Walker, Luke (LHP) 1974
Walker, Mike (RHP) 1996
Walker, Tom (RHP) 1975
Walkup, Jim E. (RHP) 1939
Walkup, Jim H. (LHP) 1927
Walsh, Jim (LHP) 1921
Wapnick, Steve (RHP) 1990
Ward, Gary (IF/OF) 1989-90
Ward, Hon (OF) 1912
Warden, Jan (LHP) 1968
Warner, Jack (IF) 1925-28
Warner, John (C) 1905-06
Wasburn, Jarrod (LHP) 2009
Watson, Johnny (IF) 1930
Weaver, Jeff (RHP) 1999-2002
Weaver, Jim (OF) 1985
Weaver, Roger (RHP) 1980
Webb, Earl (OF/IF) 1932-33
Webb, Skeeter (IF) 1945-46
Weber, Thad (RHP) 2012
Wehmeier, Herm (RHP) 1958
Weik, Dick (RHP) 1953-54
Weinhardt, Robbie (RHP) 2010-11
Welch, Milp (C) 1945
Wells, Galt (OF) 2010-11
Wells, David (LHP) 1993-95
Wells, Ed (LHP) 1923-27
Wert, Don (IF) 1963-70
Wertz, Vic (OF/IF) 1947-52, 1961-63
Wheatley, Charlie (RHP) 1912
Whelan, Kevin (RHP) 2014
Whillock, Jack (RHP) 1971
Whitaker, Lou (IF) 1977-95
White, Derrick (OF/IF) 1995
White, Hal (RHP) 1941-43, 1946-52

White, Jo-Jo (OF) 1932-38
White, Rondell (OF) 2004-05
Whitehill, Earl (LHP) 1923-32
Whiteside, Sean (LHP) 1995
Wickander, Kevin (LHP) 1995
Wickersham, Dave (RHP) 1964-67
Wiggs, Jimmy (RHP) 1905-06
Wight, Bill (LHP) 1952-53
Wilcox, Milt (RHP) 1977-85
Wilks, Adam (LHP) 2011-12
Willett, Ed (RHP) 1906-13
Williams, Brian (RHP) 1996
Williams, Eddie (OF/IF/DH) 1996
Williams, Frank (RHP) 1989
Williams, Johnny (RHP) 1914
Williams, Ken (OF) 1989-90
Williams, Lefty (LHP) 1913-14
Willis, Carl (RHP) 1984
Willis, Kentrelle (LHP) 2008-10
Wilson, Alex (RHP) 2015-
Wilson, Bobby (C) 2016
Wilson, Earl (RHP) 1966-70
Wilson, Glenn (OF) 1982-83
Wilson, Icehouse (PH) 1934
Wilson, Jack (RHP) 1942
Wilson, Josh (IF) 2015
Wilson, Justin (LHP) 2016-17
Wilson, Mutt (RHP) 1920
Wilson, Red (C) 1954-60
Wilson, Squanto (C) 1911
Wilson, Vance (C) 2005-08
Wilson, Walter (RHP) 1945
Wingo, Red (OF/IF) 1924-28
Winter, George (RHP) 1908
Wise, Hughie (IF) 1960
Wise, Cashie (C) 1930
Witt, Kevin (IF) 2003
Wockenuss, John (C/OF/IF) 1974-83
Wojeyp, Pete (RHP) 1956-57
Wolf, Randy (LHP) 2015
Wood, Bob (C) 1904-05
Wood, Jake (IF/OF) 1961-67
Wood, Jason (IF/DH) 1998-99
Wood, Joe (IF) 1943
Woodall, Larry (C) 1920-29
Woodshed, Hal (LHP) 1956, 1961
Woods, Ron (OF) 1969
Woodyard, Mark (RHP) 2005
Works, Ralph (RHP) 1909-12
Worrell, Tim (RHP) 1998
Worth, Danny (IF) 2010-14
Wuestling, Yats (IF) 1929-30
Wyatt, John (RHP) 1968
Wyatt, Whit (RHP) 1929-33

— Y —

Yan, Esteban (RHP) 2004
Yde, Emil (LHP) 1929
Yeager, Joe (IF/RHP/OF) 1901-03
Yelle, Archie (C) 1917-19
Yewcic, Tom (C) 1957
York, Rudy (IF/C/OF) 1934, 1937-45
Yost, Eddie (IF) 1959-60
Young, Delmon (OF) 2011-12
Young, Dmitri (IF/OF) 2002-06
Young, Ernie (OF) 2003
Young, John (IF) 1971
Young, Kip (RHP) 1978-79
Young, Matt (IF/OF) 2012
Young, Ralph (IF) 1915-21

— Z —

Zachary, Chris (RHP) 1972
Zamloch, Carl (RHP) 1913
Zepp, Bill (RHP) 1971
Zimmer, Gus (OF/IF) 1958-59
Zimmermann, Jordan (RHP) 2016-20
Zumaeta, Joel (RHP) 2006-10
Zuverink, George (RHP) 1954-55



DETROIT NATIONAL LEAGUE CLUB

1881-1888

— B —
Baldwin, Lady (LHP/OF), 1885-88
Beatin, Eb (RHP), 1937-88
Beatie, Dave (C/OF), 1884
Bennett, Charlie (C/IF/OF), 1881-88
Bradley, George (IF), 1881
Brill, Frank (RHP), 1884
Brody, Fatty (C), 1887
Broughton, Cal (C), 1888
Brouthers, Dan (IF), 1886-88
Brown, Lew (IF/OF), 1881
Bryant, George (IF), 1885
Buker, Harry (IF/OF), 1884
Burke, Walter (P), 1887
Burns, Dick (OF/LHP), 1883

— C —
Campau, Count (OF), 1888
Casey, Bob (IF), 1882
Casey, Dan (LHP), 1885
Collins, Chub (IF), 1885
Conway, Pete (RHP/OF), 1886-88
Cox, Frank (IF), 1884
Crane, Sam (IF/OF), 1885-86

— D —
Decker, Harry (C/IF/OF), 1886
Derby, George (RHP), 1881-82
Donely, Jim (IF), 1885
Dorgan, Mike (IF/OF), 1881
Dunlap, Fred (IF/OF/RHP), 1886-87

— F —
Farrell, Joe (IF/OF), 1882-84
Foley, Will (IF), 1881
Forster, Tom (IF), 1882

— G —
Ganzel, Charlie (C/IF/OF), 1886-88
Gastfield, Ed (C/IF/OF), 1884-85
Geiss, Bill (IF/OF/P), 1884
Gerhardt, Joe (IF), 1881
Getzein, Charlie (RHP), 1884-88
Gillen, Tom (C), 1888
Gilligan, Barney (C), 1888
Gruber, Henry (LHP), 1887-88
Guiney, Ben (C/OF), 1883-84

— H —
Halpin, Jim (IF), 1885
Hanlon, Ned (IF/OF), 1881-88
Houck, Sadie (IF), 1881, 1883

— J —
Jones, Frank (IF/OF), 1884
Jones, Jumping Jack (RHP), 1883

— K —
Kearns, Tom (IF), 1882, 1884
Kellogg, Nat (IF), 1885
Kenzie, Walt (IF), 1882
Knight, Lon (OF/IF), 1881-82

— L —
LaRouque, Sam (IF), 1888
Leary, Jack (OF/LHP), 1881
Lowe, Richard (C), 1884
Luff, Henry (IF), 1882

— M —
Manning, Jimmy (IF/OF), 1885-87
Mansell, Tom (IF/LHP), 1883
McGeachy, Jack (OF), 1886

McGeary, Mike (IF), 1882
McGuire, Deacon (C/OF), 1885, 1888
McIntyre, Frank (P), 1883
McQuery, Mox (IF/OF), 1885
Meinke, Frank (IF/P/OF), 1884-85
Moore, Jerry (C), 1885
Moriarty, Gene (OF/IF/LHP), 1885
Morrisset, John (IF), 1882
Morton, Charlie (IF), 1885
Mountain, Frank (RHP), 1881
Moynahan, Mike (OF), 1881
Mullane, Tony (P), 1881

— N —
Nicholson, Parson (IF), 1888

— O —
O'Leary, Dan (OF), 1881
Olin, Frank (IF), 1885

— P —
Phillips, Marr (IF), 1885
Powell, Martin (IF/C), 1881-83
Prince, Walter (IF/OF), 1884

— Q —
Quest, Joe (IF/OF), 1883-85

— R —
Radbourn, George (RHP/OF), 1883
Reilley, Charlie (C/IF/OF), 1881
Richardson, Hardy (IF/OF/RHP), 1886-88
Ringo, Frank (C/IF/OF), 1885
Robinson, Yank (IF/OF/RHP), 1882
Rowe, Jack (IF/C), 1886-88

— S —
Santry, Ed (IF), 1884
Scheffler, Ted (OF), 1888
Scheibeck, Frank (IF), 1888
Scott, Milt (IF), 1884-85
Shaw, Dupee (LHP/OF), 1883-84
Shindle, Bill (IF/OF), 1886-87
Smith, Bill (P), 1886
Smith, Phenomenal (LHP), 1886
Stearns, Dan (IF), 1881
Sutcliffe, Sy (IF/C/OF), 1888

— T —
Taylor, Billy (OF), 1881
Thompson, Sam (OF), 1885-88
Trott, Sam (C/IF/OF), 1881-83
Troy, Dasher (IF), 1881-82
Twitchell, Larry (OF/RHP), 1886-88

— W —
Weber, Harry (OF), 1884
Weidmann, Stump (RHP/OF), 1881-85, 1887
Wells, Jake (C), 1888
White, Deacon (IF/OF), 1886-88
White, Will (RHP), 1881
Whitney, Art (IF/RHP), 1881-82
Willigrod, Julius (OF), 1882
Wise, Sam (IF), 1881
Wood, Fred (C/OF/IF), 1884
Wood, George (OF/IF/RHP), 1881-85

— Z —
Zimmer, Chief (C/OF), 1884

TIGERS ALL-TIME TRADES

1903

June 10 Acquired INF's Ernie Courtney and Herman Long from the **Yankees** for INF Kid Elberfield

1904

January 8 Acquired RHP Jesse Stovall and LHP Ed Killian from the **Indians** for OF Billy Lush

July 25 Acquired C Monte Beville from the **Yankees** for C Frank McManus

August 7 Acquired INF Piano Legs Hickman from the **Indians** for C Fritz Buelow and INF Charlie Carr

1909

August 13 Acquired INF Jim Delahanty from the **Senators** for INF's Germany Schaefer and Red Killefer

August 20 Acquired INF Tom Jones from the **Browns** for INF Claude Rossman

1915

August 18 Acquired RHP's Bill James and Grover Lowdermilk from the **Browns** for OF Baby Doll Jacobson

1919

January 17 Acquired LHP Slim Love, C Eddie Ainsmith and OF Chick Shorten from the **Red Sox** for INF Ossie Vitt

July 5 Acquired RHP Doc Ayers from the **Senators** for RHP Eric Erickson

1922

October 30 Acquired RHP Rip Collins and INF Del Pratt from the **Red Sox** for RHP's Carl Holling and Howard Ehmke, INF Danny Clark, OF Babe Herman and cash considerations

November 24 Acquired LHP Ray Francis from the Senators for INF Chick Gagnon

1925

December 9 Acquired INF Homer Ezzell and OF Tex Vache from the **Red Sox** for INF Fred Haney

1927

January 15 Acquired C Pinky Hargrave and INF's Marty McManus and Bobby LaMotte from the **Browns** for LHP Lefty Stewart, C Otto Miller and INF's Frank O'Rourke and Billy Mullen

December 2 Acquired RHP Elam Vangilder, INF Chick Galloway and OF Harry Rice from the Browns for INF Lu Blue and OF Heinie Manush

1928

December 11 Acquired RHP George Uhle from the **Indians** for RHP Ken Holloway and INF Jackie Tavener

December 19 Acquired INF Bucky Harris from the **Senators** for INF Jack Warner

1930

May 30 Acquired RHP Waite Hoyt and INF Mark Koenig from the **Yankees** for RHP Ownie Carroll, INF Yats Wuestling and OF Harry Rice

1931

March 31 Acquired C Muddy Ruel from the **Red Sox** for INF Marty McManus

1932

June 12 Acquired OF Earl Webb from the **Red Sox** for INF Dale Alexander and OF Roy Johnson

December 14 Acquired RHP Firpo Marberry and LHP Carl Fischer from the **Senators** for LHP Earl Whitehill

1933

June 2 Acquired RHP Vic Frasier from the **White Sox** for RHP Whit Wyatt

December 12 Acquired C Mickey Cochrane from the **Athletics** for C Johnny Pask and cash considerations

December 20 Acquired OF Goose Goslin from the **Senators** for OF John Stone

1936

April 30 Acquired INF Jack Burns from the **Browns** for LHP Chief Hogsett

1937

December 2 Acquired RHP Vern Kennedy, INF Tony Piet and OF Dixie Walker from the **White Sox** for C Mike Tresh, INF Mary Owen and OF Gee Walker



TIGERS ALL-TIME TRADES

- 1938**
December 15 Acquired LHP Archie McKain and INF Pinky Higgins from the **Red Sox** for RHP Eldon Auker, LHP Jake Wade and OF Chet Morgan
- 1939**
May 13 Acquired RHP's Bobo Newsom and Jim Walkup, INF Red Kress and OF Beau Bell from the **Browns** for RHP's Vern Kennedy, Bob Harris, George Gill and Roxie Lawson, INF Mark Christman and OF Chet Laabs
June 14 Acquired OF Earl Averill from the **Indians** for LHP Harry Eisenstat and cash considerations
December 6 Acquired INF Dick Bartell from the **Cubs** for INF Billy Rogell
- 1940**
January 20 Acquired OF Bruce Campbell from the **Indians** for OF Beau Bell
- 1941**
December 12 Acquired INF Jimmy Bloodworth and OF Doc Cramer from the **Senators** for INF Frank Croucher and OF Bruce Campbell
- 1942**
July 17 Acquired RHP Jack Wilson from the **Senators** for INF Eric McNair (McNair refused to report)
- 1943**
October 11 Acquired C Bob Swift and INF Don Heffner from the **Athletics** for OF Rip Radcliff
- 1944**
December 12 Acquired INF Skeeter Webb from the **White Sox** for INF Joe Orengo
- 1945**
January 27 Acquired OF Roy Cullenbine from the **Indians** for INF's Don Ross and Dutch Meyer
- 1946**
January 3 Acquired INF Eddie Lake from the **Red Sox** for INF Rudy York
May 18 Acquired INF George Kell from the **Athletics** for OF Barney McCosky
- 1947**
May 20 Acquired C Hal Wagner from the **Red Sox** for C Birdie Tebbetts
- 1948**
November 10 Acquired C Aaron Robinson from the **White Sox** for LHP Billy Pierce and cash considerations
- 1949**
May 7 Acquired INF Don Kolloway from the **White Sox** for C Vern Rapp
December 14 Acquired INF Gerry Priddy from the **Browns** for RHP Lou Kretlow and cash considerations
December 17 Acquired INF Dick Kryhoski from the **Yankees** for OF Dick Wakefield
- 1951**
May 15 Acquired LHP Bob Cain from the **White Sox** for RHP Saul Rogovin
- 1952**
February 14 Acquired LHP Dick Littlefield, C Matt Batts, INF Ben Taylor and OF Cliff Mapes from the **Browns** for LHP's Gene Bearden and Bob Cain
June 3 Acquired LHP Bill Wight, INF's Johnny Pesky, Walt Dropo and Fred Hatfield and OF Don Lenhardt from the **Red Sox** for RHP Dizzy Trout, INF's George Kell and Johnny Lipon and OF Hoot Evers
August 14 Acquired RHP's Ned Garver, Dave Madison and Bud Black and OF Jim Delsing from the **Browns** for RHP Marlin Stuart, LHP Dick Littlefield and OF's Vic Wertz and Don Lenhardt
October 27 Acquired OF Jake Crawford from the **Browns** for INF Neil Berry and OF Cliff Mapes
December 4 Acquired INF Owen Friend, INF/OF J.W. Porter and OF Bob Nieman from the **Browns** for RHP's Virgil Trucks and Hal White and OF Johnny Groth
- 1953**
January 29 Acquired INF Billy Hitchcock from the **Athletics** for INF Don Kolloway
June 15 Acquired RHP's Steve Gromek and Dick Weik, LHP Al Aber and INF Ray Boone from the **Indians** for RHP Art Houtteman, LHP Bill Wight, C Joe Ginsberg and INF Owen Friend
- 1954**
May 29 Acquired C Robert Wilson from the **White Sox** for C Matt Batts
June 9 Acquired INF Wayne Belardi from the **Dodgers** for RHP Ernie Nevel, C John Bucha, INF Charley Kress and cash considerations
December 6 Acquired RHP Leo Cristante and INF's Ferris Fain and Jack Phillips from the **White Sox** for LHP Ted Gray, INF Walt Dropo and OF Bob Nieman
- 1955**
November 30 Acquired RHP Virgil Trucks from the **White Sox** for OF Bubba Phillips
- 1956**
May 15 Acquired INF Jim Brideswiler and INF/OF Bob Kennedy from the **White Sox** for INF Fred Hatfield and OF Jim Delsing
December 3 Acquired RHP's Jack Crimian and Bill Harrington and INF's Eddie Robinson and Jim Finigan from the **Athletics** for RHP's Virgil Trucks and Ned Garver, LHP Gene Host and INF Wayne Belardi
- 1957**
February 12 Acquired INF Jack Dittmer from the **Braves** for OF Charles King and cash considerations
April 30 Acquired OF Karl Olson from the **Red Sox** for INF Jack Phillips
June 13 Acquired OF Dave Philley and cash considerations from the **White Sox** for INF Earl Torgeson
November 20 Acquired RHP Tom Morgan, LHP Maury McDermott, C Charlie Thompson, INF Billy Martin and OF's Gus Zernial and Lou Skizas from the **Athletics** for RHP's Duke Maas and John Tsitouris, C Frank House, INF Kent Hadley, OF's Bill Tuttle and Jim Small and a player to be named (INF Jim McManus)
- 1958**
January 28 Acquired INF's Ozzie Virgil and Gail Harris from the **Giants** for INF Jim Finigan and cash considerations
February 18 Acquired LHP Hank Aguirre and C Jim Hegan from the **Indians** for LHP Hal Woodeshick and C J.W. Porter
March 31 Acquired RHP Vito Valentinetti and INF Milt Bolling from the **Indians** for RHP Pete Wojey and cash considerations
June 15 Acquired RHP Bill Fischer and OF Tito Francona from the **White Sox** for RHP Bob Shaw and INF Ray Boone
June 23 Acquired RHP Al Cicotte from the **Senators** for RHP Vito Valentinetti
July 27 Acquired C John Turk and cash considerations from the **Phillies** for C Jim Hegan
November 20 Acquired RHP Ray Narleski, LHP Don Mossi and INF Ossie Alvarez from the **Indians** for RHP Al Cicotte and INF Billy Martin
December 5 Acquired C Lou Berberet from the **Red Sox** for RHP Herb Moford
December 6 Acquired INF's Eddie Yost and Rocky Bridges and OF Neil Chrisley from the **Senators** for INF's Reno Bertoia and Ron Samford and OF Jim Delsing
- 1959**
January 29 Acquired OF Larry Doby from the **Indians** for OF Tito Francona
May 2 Acquired RHP Dave Sisler and INF Ted Lepcio from the **Red Sox** for LHP Billy Hoefl
October 15 Acquired RHP Don Kaiser, C Mike Roarke and INF Casey Wise from the **Braves** for RHP Don Lee and C Charlie Lau
- 1960**
April 12 Acquired INF Norm Cash from the **Indians** for INF Steve Demeter
April 17 Acquired OF Rocky Colavito from the **Indians** for OF Harvey Kuenn
May 6 Acquired OF Sandy Amoros from the **Dodgers** for INF Gail Harris
June 15 Acquired RHP Clem Labine from the **Dodgers** for RHP Ray Semproch
July 22 Acquired RHP Bill Fischer from the **Senators** for RHP Tom Morgan
July 25 Acquired C Hank Foiles from the **Indians** for C Bob Wilson and INF Rocky Bridges

TIGERS ALL-TIME TRADES



December 7	Acquired RHP Terry Fox, C Dick Brown, INF Chuck Cottier and OF Bill Bruton from the Braves for INF Frank Bolling and OF Neil Chrisley
1961	
May 10	Acquired INF Jim Baumer from the Reds for INF Dick Gernert
June 5	Acquired LHP Hal Woodeschick from the Senators for INF Chuck Cottier
July 7	Acquired RHP Jerry Casale from the Angels for RHP Jim Donohue
July 31	Acquired RHP Gerry Staley and INF Reno Bertoia from the Athletics for RHP Bill Fischer and INF Ozzie Virgil
September 8	Acquired INF Vic Wertz from the Red Sox for cash considerations
December 1	Acquired RHP Sam Jones from the Colt 45's for RHPs Bob Bruce and Manny Montejo
1962	
June 25	Acquired INF/OF Bob Farley from the White Sox for OF Charlie Maxwell
November 25	Acquired INF Bubba Phillips from the Indians for RHP Gordon Seyfried and LHP Ron Nischwitz
November 26	Acquired C Gus Triandos and OF Whitey Herzog from the Orioles for C Dick Brown
November 27	Acquired RHP Bob Anderson from the Cubs for INF Steve Boros
1963	
August 23	Acquired OF Wayne Comer and cash considerations from the Senators for INF Larry Osborne
May 8	Acquired OF Lou Johnson and cash considerations from the Braves for INF Chico Fernandez
June 15	Acquired OF George Thomas and cash considerations from the Angels for RHP Paul Foytack and INF Frank Kostron
November 18	Acquired RHP's Ed Rakow and Dave Wickersham and INF Jerry Lumpe from the Athletics for RHP Bob Anderson, OF Rocky Colavito and cash considerations
December 4	Acquired RHP Jack Hamilton and OF Don Demeter from the Phillies for RHP Jim Bunning and C Gus Triandos
1964	
April 9	Acquired RHP Larry Sherry from the Dodgers for OF Lou Johnson and cash considerations
April 28	Acquired RHP Julio Navarro from the Angels for OF Willie Smith
1965	
October 4	Acquired RHP Bill Monbouquette from the Red Sox for INF George Smith and OF George Thomas
December 15	Acquired INF Dick Tracewski from the Dodgers for RHP Phil Regan
1966	
May 10	Acquired LHP Johnny Podres from the Dodgers for cash considerations
May 14	Acquired cash considerations from the Phillies for RHP Terry Fox
June 14	Acquired RHP Earl Wilson and OF Joe Christopher from the Red Sox for RHP Julio Navarro and OF Don Demeter
1967	
May 5	Acquired cash considerations from the Indians for RHP Orlando Pena
June 23	Acquired cash considerations from the Reds for OF Jake Wood
June 29	Acquired OF Jim Landis from the Astros for RHP Larry Sherry
August 17	Acquired INF Eddie Mathews from the Astros for RHP Fred Gladding and cash considerations
November 28	Acquired RHP Dennis Ribant from the Pirates for RHP Dave Wickersham
1968	
April 3	Acquired INF Fred Moulder from the Dodgers for LHP Hank Aguirre
July 26	Acquired RHP Don McMahon from the White Sox for RHP Dennis Ribant
1969	
June 14	Acquired INF/OF Tom Tresh from the Yankees for OF Ron Woods
December 3	Acquired RHP Jerry Robertson from the Expos for RHP Joe Sparna
December 4	Acquired RHP Joe Niekro from the Padres for RHP Pat Dobson and INF Dave Campbell
December 13	Acquired INF Dalton Jones from the Red Sox for INF Tom Matchick
1970	
May 22	Acquired LHP Bill Rohr and OF Russ Nagelson from the Indians for RHP Fred Lasher
October 9	Acquired RHP's Joe Coleman and Jim Hannan and INF's Eddie Brinkman and Aurelio Rodriguez from the Senators for RHP's Denny McLain and Norm McRae, INF Don Wert and OF Elliott Maddox
1971	
March 29	Acquired RHP Bill Zepp from the Twins for RHP Art Clifford and INF Bob Adams
June 12	Acquired INF Tony Taylor from the Phillies for RHP's Mike Fremuth and Carl Cavanaugh
December 2	Acquired C Tom Haller from the Dodgers for a player to be named (LHP Bernie Beckman) and cash considerations
1972	
May 9	Acquired INF/OF Reggie Sanders from the Athletics for LHP Mike Kilkenny
May 30	Acquired RHP Norm McRae from the Rangers for INF Dalton Jones
November 30	Acquired OF Dick Sharon from the Pirates for RHP Norm McRae and LHP Jim Foor
1973	
March 27	Acquired RHP Jim Perry from the Twins for RHP Danny Fife and cash considerations
April 2	Acquired C Charlie Sands from the Pirates for RHP Chris Zachary
May 14	Acquired C Bob Didier from the Braves for C Gene Lamont
June 15	Acquired RHP Ed Farmer from the Indians for RHP Tom Timmerman and INF Kevin Collins
October 23	Acquired OF Ben Oglivie from the Red Sox for INF Dick McAuliffe
December 3	Acquired RHP Jim Ray and INF Gary Sutherland from the Astros for LHP Fred Scherman and cash considerations
December 6	Acquired LHP Ray Newman from the Brewers for RHP Mike Strahler
1974	
August 19	Acquired C Gerry Moses from the Yankees and traded RHP Jim Perry to the Indians and RHP Ed Farmer to the Yankees (the Indians traded RHP Rick Sawyer and OF Walt Williams to the Yankees) three-way deal
November 18	Acquired INF Nate Colbert from the Padres for RHP Bob Strampe, INF Eddie Brinkman and OF Dick Sharon
December 4	Acquired RHP Tom Walker and C Terry Humphrey from the Expos for LHP Woodie Fryman
December 5	Acquired cash considerations from the Pirates for RHP Jim Ray
1975	
March 29	Acquired INF Jack Pierce from the Braves for INF/OF Reggie Sanders
May 29	Acquired RHP Bob Reynolds from the Orioles for RHP Fred Holdsworth
December 6	Acquired LHP's Dave Roberts and Jim Crawford and C Milt May from the Astros for RHP's Gene Pentz and Mark Lemongello, C Terry Humphrey and OF Leon Roberts
1976	
June 8	Acquired cash considerations from the Cubs for RHP Joe Coleman
June 10	Acquired INF Pedro Garcia from the Brewers for INF Gary Sutherland
1977	
April 12	Acquired RHP Steve Foucault from the Rangers for OF Willie Horton
July 30	Acquired cash considerations from the Cubs for LHP Dave Roberts
December 9	Acquired OF Charlie Spikes from the Indians for INF Tom Verzyer
December 9	Acquired RHP Jim Slaton and LHP Rich Folkers from the Brewers for OF Ben Oglivie
1978	
January 30	Acquired INF Steve Dillard from the Red Sox for RHP's Michael Burns and Frank Harris and cash considerations



TIGERS ALL-TIME TRADES

- March 6 Acquired RHP Jack Billingham from the **Reds** for LHP George Cappuzzello and OF John Valle
 December 4 Acquired RHP Aurelio Lopez and OF Jerry Morales from the **Cardinals** for LHPs Bob Sykes and Jack Murphy
- 1979**
 March 13 Acquired RHP Mardie Cornejo from the **Mets** for LHP Ed Glynn
 March 20 Acquired INF Steve Dillard from the **Cubs** for C Ed Putman
 May 25 Acquired OF Champ Summers from the **Reds** for LHP Sheldon Burnside
 July 20 Acquired C Randy Schafer and cash considerations from the **Expos** for OF Rusty Staub
 October 31 Acquired INF Richie Hebner from the **Mets** for INF Phil Mankowski and OF Jerry Morales
 December 5 Acquired LHP Jeff Holly from the **Twins** for RHP Fernando Arroyo
 December 7 Acquired cash considerations from the **Padres** for INF Aurelio Rodriguez
 December 7 Acquired LHP Dan Schatzeder from the **Expos** for OF Ron LeFlore
- 1980**
 March 14 Acquired C Duffy Dyer from the **Expos** for INF Jerry Manuel
 May 12 Acquired cash considerations from the **Red Sox** for RHP Jack Billingham
 May 27 Acquired OF Al Cowens from the **Angels** for INF Jason Thompson
 June 2 Acquired OF Jim Lentine from the **Cardinals** for LHP John Martin and OF Al Greene
 December 10 Acquired LHP Kevin Saucier from the **Rangers** for INF Mark Wagner
 December 12 Acquired LHP Dennis Kinney from the **Padres** for OF Dave Stegman
- 1981**
 April 1 Acquired INF Mick Kelleher from the **Cubs** for cash considerations
 August 22 Acquired INF Ron Jackson from the **Twins** for OF Tim Corcoran
 November 27 Acquired OF Chet Lemon from the **White Sox** for OF Steve Kemp
 December 9 Acquired OF Larry Herndon from the **Giants** for LHP's Dan Schatzeder and Mike Chris
- 1982**
 March 4 Acquired INF Enos Cabell and cash considerations from the **Giants** for OF Champ Summers
 March 23 Acquired OF Ed Miller from the **Braves** for RHP Roger Weaver
 March 30 Acquired RHP Elias Sosa from the **Expos** for cash considerations
 April 21 Acquired cash considerations from the **Angels** for INF Mick Kelleher
 October 7 Acquired cash considerations from the **Padres** for RHP Elias Sosa
- 1983**
 March 24 Acquired OF John Grubb from the **Rangers** for RHP Dave Tobik
 March 25 Acquired C Sal Butera from the **Twins** for C Stine Poole
 June 22 Acquired RHP Doug Bair from the **Cardinals** for a player to be named (LHP Dave Rucker)
 June 30 Acquired INF Wayne Krenchicki from the **Reds** for LHP Pat Underwood
 November 21 Acquired cash considerations from the **Reds** for INF Wayne Krenchicki
- 1984**
 March 27 Acquired LHP Willie Hernandez and INF Dave Bergman from the **Phillies** for C John Wockenfuss and OF Glenn Wilson
 August 28 Acquired LHP Bill Scherrer from the **Reds** for a player to be named (RHP Carl Willis) and cash considerations
 December 7 Acquired RHP Walt Terrell from the **Mets** for INF Howard Johnson
- 1985**
 April 5 Acquired OF Alex Sanchez from the **Giants** for RHP Roger Mason
 June 20 Acquired LHP Frank Tanana from the **Rangers** for RHP Duane James
 October 7 Acquired RHP Eric King, LHP Dave LaPoint and C Matt Nokes from the **Giants** for RHP's Juan Berenguer and Scott Medvin and C Bob Melvin
 November 13 Acquired OF Dave Collins from the **Athletics** for INF/OF Barbaro Garbey
 December 12 Acquired INF/OF Darnell Coles from the **Mariners** for RHP Rich Monteleone
- 1986**
 January 18 Acquired INF/OF Dave Engle from the **Twins** for INF Chris Pittaro and OF Alex Sanchez
 July 9 Acquired LHP Mark Thurmond from the **Padres** for LHP Dave LaPoint
 August 9 Acquired C Mike Heath from the **Cardinals** for RHP Ken Hill and a player to be named (INF Mike Laga)
- 1987**
 January 27 Acquired OF's Terry Harper and Freddie Tiburcio from the **Braves** for RHP Randy O'Neal and LHP Chuck Cary
 March 24 Acquired C Orlando Mercado from the **Rangers** for a player to be named (OF Ruben Guzman)
 May 5 Acquired RHP Balvino Galvez from the **Dodgers** for C Orlando Mercado
 June 22 Acquired RHP Karl Best from the **Mariners** for RHP Bryan Kelly
 June 26 Acquired RHP Shawn Holman and INF Pete Rice from the **Pirates** for OF Terry Harper
 August 7 Acquired INF Jim Morrison from the **Pirates** for INF/OF Darnell Coles and a player to be named (LHP Morris Madden)
 August 12 Acquired RHP Doyle Alexander from the **Braves** for RHP John Smoltz
 September 22 Acquired RHP Dickie Noles from the **Cubs** for a player to be named (Noles returned to Cubs on October 23)
 December 5 Acquired OF Gary Pettis from the **Angels** for RHP Dan Petry
- 1988**
 February 24 Acquired INF Julius McDougal from the **Twins** for INF Doug Baker
 February 27 Acquired INF Ray Knight from the **Orioles** for LHP Mark Thurmond
 March 24 Acquired OF Billy Beane from the **Twins** for RHP Balvino Galvez
 March 28 Acquired RHP Don Schulze from the **Twins** for RHP Karl Best
 August 31 Acquired OF Fred Lynn from the **Orioles** for RHP Cesar Mejia, LHP Robinson Garces and C Chris Hoiles
 August 31 Acquired RHP Ted Power from the **Royals** for LHP Mark Lee and C Rey Palacios
 October 28 Acquired INF/OF Keith Moreland and INF Chris Brown from the **Padres** for RHP Walt Terrell
- 1989**
 March 23 Acquired INF Mike Brumley from the **Padres** for INF Luis Salazar
 March 23 Acquired RHP Charlie Hudson from the **Yankees** for INF Tom Brookens
 March 23 Acquired OF Kenny Williams from the **White Sox** for RHP Eric King
 June 16 Acquired OF Tracy Jones from the **Giants** for OF Pat Sheridan
 July 17 Acquired OF's Domingo Michel and Steve Green from the **Dodgers** for OF Billy Bean
 July 28 Acquired LHP Brian DuBois from the **Orioles** for INF Keith Moreland
 December 6 Acquired RHP Matt Kinzer and OF Jim Lindeman from the **Cardinals** for RHP Marcos Betances, C Bill Henderson and INF Pat Austin
- 1990**
 January 10 Acquired OF Larry Sheets from the **Orioles** for INF Mike Brumley
 April 2 Acquired RHP Jerry Don Gleaton from the **Royals** for RHP Greg Everson
 June 4 Acquired RHP's Lance McCullers and Clay Parker from the **Yankees** for C Matt Nokes
 June 18 Acquired OF Darnell Coles from the **Mariners** for OF Tracy Jones
 October 1 Acquired LHP Mike Munoz from the **Dodgers** for RHP Mike Wilkins
- 1991**
 January 12 Acquired C Mickey Tettleton from the **Orioles** for RHP Jeff Robinson
 January 22 Acquired INF Todd Haney from the **Mariners** for LHP Dave Richards
 March 19 Acquired RHP Mark Leiter from the **Yankees** for INF Torey Lovullo
 March 30 Acquired C Andy Allanson from the **Royals** for C Jim Baxter
 June 25 Acquired INF Victor Rosario from the **Braves** for RHP Dan Petry

TIGERS ALL-TIME TRADES



1992	
January 22	Acquired LHP Tony Castillo and OF Mark Carreon from the Mets for LHP Paul Gibson
1993	
March 31	Acquired OF Eric Davis from the Dodgers for a player to be named (RHP John DeSilva)
1994	
March 31	Acquired C Alan Zinter from the Mets for INF Rico Brogna
May 11	Acquired RHP Gene Harris from the Padres for INF's Scott Livingstone and Jorge Velandia
1995	
April 13	Acquired OF Chad Curtis from the Angels for INF Tony Phillips
July 31	Acquired RHP Dave Tuttle, LHP C.J. Nitkowski and a player to be named (INF Mark Lewis) from the Reds for LHP David Wells
August 7	Acquired a player to be named (LHP Mike Myers) from the Marlins for LHP Buddy Groom
August 10	Acquired a player to be named (INF Phil Nevin) from the Astros for RHP Mike Heneman
August 29	Acquired a player to be named (OF Derek Hacopian) from the Brewers for LHP Kevin Wickander
September 8	Acquired a player to be named (OF Phil Hiatt) from the Royals for INF Juan Samuel
1996	
January 23	Acquired OF Duane Singleton from the Brewers for LHP Henry Santos
March 11	Acquired RHP Randy Veres from the Marlins for INF Matt Brunson
March 22	Acquired RHP Ramon Ferrin and INF Fausto Cruz from the Athletics for OF Phil Plantier
March 22	Acquired RHP Richie Lewis, C Raul Casanova and OF Melvin Nieves from the Padres for RHP's Sean Bergman and Cade Gaspar and OF Todd Steverson
April 26	Acquired RHP Gregg Olson from the Reds for INF Yuri Sanchez
May 14	Acquired RHP John Farrell from the Indians for RHP Greg Granger
May 31	Acquired OF Anton French from the Brewers for OF Danny Bautista
June 7	Acquired LHP Tom Urbani and INF Miguel Inzunza from the Cardinals for RHP Brian Maxcy and OF Micah Franklin
June 18	Acquired RHP Russell Spear, C Brad Ausmus and INF Andujar Cedenro from the Padres for C John Flaherty and INF Chris Gomez
July 31	Acquired RHP Matt Drews, OF Ruben Sierra and cash considerations from the Yankees for INF Cecil Fielder
July 31	Acquired INF Damion Easley from the Angels for RHP Greg Gohr
July 31	Acquired LHP's Joey Eischen and John Cummings from the Dodgers for OF Chad Curtis
August 26	Acquired two players to be named (RHP Kevin Gallaher and INF Pedro Santana) from the Astros for RHP Gregg Olson
September 11	Acquired cash considerations from the Astros for INF Andujar Cedenro
September 20	Acquired RHP Fernando Hernandez from the Padres for a player to be named (OF Justin Mashore)
October 28	Acquired RHP Ben Bailey and OF Decomba Conner from the Reds for OF Ruben Sierra and cash considerations
November 1	Acquired RHP Dan Miceli from the Pirates for RHP Clint Sadowsky
November 9	Acquired INF Deivi Cruz and OF Juan Hernaiz from the Dodgers for INF Jeff Berblinger
December 10	Acquired RHP's Todd Jones and Doug Brocail, INF Orlando Miller, OF Brian Hunter and cash considerations from the Astros for RHP Jose Lima, LHP's Trever Miller and C.J. Nitkowski, C Brad Ausmus and INF Daryle Ward
December 10	Acquired LHP Roberto Duran from the Blue Jays for OF Anton French
December 11	Acquired C Matt Walbeck from the Twins for RHP Brent Stenz
December 16	Acquired INF Jesse Ibarra from the Giants for INF Mark Lewis
December 17	Acquired RHP Willie Blair and C Brian Johnson from the Padres for RHP Cam Smith and LHP Joey Eischen
1997	
March 22	Acquired INF Jody Reed from the Padres for RHP Matt Skrmetta and OF Mike Darr
July 16	Acquired C Marcus Jensen from the Giants for C Brian Johnson
July 16	Acquired OF Earl Johnson from the Padres for INF Dave Hajek
July 18	Acquired RHP's Scott Sanders and Dean Crow and INF Carlos Villalobos from the Mariners for RHP's Omar Olivares and Felipe Lira
November 11	Acquired RHP Donne Wall and C Paul Bako from the Reds for OF Melvin Nieves
November 18	Acquired RHP Matt Drews and INF's Joe Randa and Gabe Alvarez from the Diamondbacks for INF Travis Fryman
November 18	Acquired RHP Tim Worrell and OF Trey Beamon from the Padres for RHPs Dan Miceli and Donne Wall and INF Ryan Balfe
November 20	Acquired RHP Bryce Florie and cash considerations from the Brewers for RHP Rick Greene, LHP Mike Myers and INF Santiago Perez
November 20	Acquired RHP Nick Skuse from the Angels for C Matt Walbeck and INF Phil Nevin
November 24	Acquired cash considerations from the Red Sox for OF Jimmy Hurst
1998	
March 25	Acquired RHP Doug Bochler from the Athletics for cash considerations
June 23	Acquired a player to be named (INF Jason Wood) from the Athletics for OF Bip Roberts
June 24	Acquired OF Geronimo Berroa from the Indians for RHP Tim Worrell and OF Dave Roberts
December 4	Acquired RHP Willie Blair from the Mets for INF Joe Randa
December 10	Acquired cash considerations from the Red Sox for RHP Marino Santana
December 14	Acquired LHP Alberto Blanco from the Marlins for cash considerations
December 14	Acquired RHP Beiker Graterol from the Blue Jays for RHP Eric Ludwick
December 28	Acquired OF Karim Garcia from the Diamondbacks for OF Luis Gonzalez
1999	
January 14	Acquired LHP C.J. Nitkowski and C Brad Ausmus from the Astros for RHP's Dean Crow, Brian Powell and Mark Persails, C Paul Bako and INF Carlos Villalobos
April 16	Acquired RHP's Dave Mlicki and Mel Rojas from the Dodgers for RHP's Robinson Checo and Apostol Garcia and LHP Rick Roberts
April 28	Acquired two players to be named (LHP Andy Van Hekken and OF Jerry Amador) from the Mariners for OF Brian Hunter
July 31	Acquired LHP Mike Maroth from the Red Sox for RHP Bryce Florie
July 31	Acquired RHP Brandon Villafrute from the Marlins for RHP Mike Drumright
November 2	Acquired RHP Danny Patterson, C Gregg Zaun and OF Juan Gonzalez from the Rangers for RHP Francisco Cordero, LHP's Justin Thompson and Alan Webb, C Bill Haselman, INF Frank Catalanotto and OF Gabe Kapler
2000	
March 7	Acquired cash considerations from the Royals for C Gregg Zaun
March 10	Acquired OF Wendell Magee from the Phillies for LHP Bobby Sismondo
June 12	Acquired cash considerations from the Orioles for OF Karim Garcia
July 17	Acquired OF Dusty Allen from the Padres for INF Gabe Alvarez
July 18	Acquired INF Hal Morris from the Reds for cash considerations
December 11	Acquired OF Roger Cedenro, RHP Chris Holt and C Mitch Meluskey from the Astros for RHP's Doug Brocail and Nelson Cruz and C Brad Ausmus
December 15	Acquired LHP Matt Perisho from the Rangers for RHP's Kevin Mobley and Brandon Villafrute
2001	
June 23	Acquired RHP Jose Lima and cash considerations from the Astros for RHP Dave Mlicki
July 28	Acquired LHP Mark Redman from the Twins for RHP Todd Jones
December 11	Acquired INF/OF Dmitri Young from the Reds for RHP Luis Pineda and OF Juan Encarnacion
December 13	Acquired RHP Joe Valentine from the Expos for cash considerations
2002	
March 23	Acquired C Matt Walbeck and INF Damian Jackson from the Padres for C Javier Cardona and OF Rich Gomez
March 25	Acquired RHP Jose Paniagua from the Rockies for RHP Victor Santos and INF Ronnie Merrill
May 16	Acquired INF Chris Truby from the Expos for INF Jose Macias



TIGERS ALL-TIME TRADES

- June 19 Acquired OF George Lombard from the **Braves** for RHP Kris Keller
- July 6 Acquired RHP Franklyn German, INF Carlos Pena and a player to be named (RHP Jeremy Bonderman) from the **Athletics** for RHP Jeff Weaver
- July 23 Acquired INF David Espinosa and two players to be named (RHP Jorge Cordova and OF Noochie Varner) from the **Reds** for RHP Brian Moehler, INF Matt Boone and cash considerations
- July 25 Acquired OF Hiram Bocachica from the **Dodgers** for RHP Tom Farmer and a player to be named (RHP Jason Frasor)
- November 15 Acquired OF Gene Kingsale from the **Padres** for C Michael Rivera
- November 25 Acquired LHP Adrian Burnside and two players to be named (RHP Roberto Novoa and INF Kody Kirkland) from the **Pirates** for INF Randall Simon
- December 16 Acquired RHP Matt Roney from the **Pirates** for cash considerations
- December 16 Acquired INF Travis Chapman from the **Indians** for cash considerations
- 2003**
- January 11 Acquired RHP Gary Knotts and LHP's Rob Henkel and Nate Robertson from the **Marlins** for RHP Jerrod Fuell and LHP Mark Redman
- March 27 Acquired RHP Chris Spurling from the **Braves** for LHP Matt Coenen
- May 27 Acquired OF Alex Sanchez from the **Brewers** for LHP Chad Petty and OF Noochie Varner
- July 13 Acquired OF Ben Petrick from the **Rockies** for RHP Adam Bernero
- 2004**
- January 8 Acquired INF Carlos Guillen from the **Mariners** for INF's Ramon Santiago and Juan Gonzalez
- April 1 Acquired LHP Steve Colyer and cash considerations from the **Dodgers** for OF Cody Ross
- April 29 Acquired LHP Felix Sanchez from the **Cubs** for LHP Jon Connolly and a player to be named (LHP Eric Eckenstahler)
- August 31 Acquired cash considerations from the **Cubs** for C Mike DiFelice
- 2005**
- January 6 Acquired C Vance Wilson from the **Mets** for INF Anderson Hernandez
- February 9 Acquired RHP Kyle Farnsworth and cash considerations from the **Cubs** for RHP Roberto Novoa, INF Scott Moore and OF Bo Flowers
- April 2 Acquired RHP Matt Ginter from the **Mets** for LHP Steve Colyer
- June 8 Acquired INF Placido Polanco from the **Phillies** for RHP Ugueth Urbina and INF Ramon Martinez
- July 22 Acquired INF John McDonald from the **Blue Jays** for cash considerations
- July 31 Acquired RHP's Roman Colon and Zach Miner from the **Braves** for RHP Kyle Farnsworth
- November 10 Acquired cash considerations from the **Blue Jays** for INF John McDonald
- December 8 Acquired cash considerations from the **Phillies** for RHP Chris Booker
- December 12 Acquired RHP Ricky Steik from the **Padres** for RHP Kenny Baugh
- 2006**
- July 31 Acquired INF Sean Casey from the **Pirates** for RHP Brian Rogers
- August 20 Acquired INF Neifi Perez from the **Cubs** for C Chris Robinson
- September 1 Acquired cash considerations from the **Nationals** for OF Nook Logan
- November 10 Acquired OF Gary Sheffield from the **Yankees** for RHP's Anthony Claggett, Humberto Sanchez and Kevin Whelan
- December 7 Acquired LHP Edward Campusano from the **Brewers** for cash considerations
- 2007**
- February 7 Acquired RHP Yorman Bazardo from the **Mariners** for OF Jeff Frazier
- June 20 Acquired LHP Macay McBride from the **Braves** for LHP Wilfredo Ledezma
- June 22 Acquired a player to be named (RHP Chris Lambert) from the **Cardinals** for LHP Mike Maroth
- July 1 Acquired RHP Jose Capellan from the **Brewers** for LHP Chris Cody
- July 13 Acquired a player to be named (LHP Danny Christensen) from the **Royals** for RHP Roman Colon
- August 23 Acquired a player to be named (LHP Clay Rapada) from the **Cubs** for OF Craig Monroe
- October 29 Acquired INF Edgar Renteria from the **Braves** for RHP Jair Jurrjens and OF Gorkys Hernandez
- November 12 Acquired OF Jacque Jones from the **Cubs** for INF Omar Infante
- December 4 Acquired RHP Denny Bautista from the **Rockies** for RHP Jose Capellan
- December 5 Acquired LHP Dontrelle Willis and INF Miguel Cabrera from the **Marlins** for RHP's Burke Badenhop, Eulogio De La Cruz and Dallas Trahern, LHP Andrew Miller, C Mike Rabelo and OF Cameron Maybin
- December 5 Acquired OF Freddy Guzman from the **Rangers** for INF Chris Shelton
- 2008**
- February 4 Acquired RHP Armando Galarraga from the **Rangers** for OF Michael Hernandez
- April 30 Acquired RHP Zach Simons from the **Rockies** for RHP Jason Grilli
- June 25 Acquired RHP Kyle Pearson from the **Pirates** for RHP Denny Bautista
- July 30 Acquired RHP Kyle Farnsworth from the **Yankees** for C Ivan Rodriguez
- December 8 Acquired C Gerald Laird from the **Rangers** for RHP's Carlos Melo and Guillermo Moscoso
- December 11 Acquired RHP Edwin Jackson from the **Rays** for OF Matt Joyce
- 2009**
- March 30 Acquired OF Josh Anderson from the **Braves** for RHP Rudy Darrow
- July 30 Acquired cash considerations from the **Royals** for OF Josh Anderson
- July 31 Acquired LHP Jarrod Washburn from the **Mariners** for LHP's Luke French and Mauricio Robles
- August 17 Acquired INF/OF Aubrey Huff from the **Orioles** for RHP Brett Jacobson
- December 7 Acquired cash considerations from the **Rangers** for LHP Clay Rapada
- December 9 Acquired RHP Ian Kennedy, LHP Phil Coke and OF Austin Jackson from the **Yankees** for OF Curtis Granderson
- December 9 Acquired RHP Max Scherzer and LHP Daniel Schlereth from the **Diamondbacks** for RHP's Edwin Jackson and Ian Kennedy
- December 21 Acquired cash considerations from the **Padres** for C Dusty Ryan
- 2010**
- March 30 Acquired LHP Jay Voss from the **Marlins** for LHP Nate Robertson
- June 1 Acquired RHP Billy Buckner from the **Diamondbacks** for LHP Dontrelle Willis
- July 28 Acquired INF Johnny Peralta and cash considerations from the **Indians** for LHP Giovanni Soto
- July 31 Acquired cash considerations from the **Braves** for OF Wilkin Ramirez
- November 4 Acquired a player to be named (RHP Pedro Perez) from the **Red Sox** for INF Brent Dlugach
- 2011**
- January 24 Acquired RHP Kevin Eichhorn and LHP Ryan Robowski from the **Diamondbacks** for RHP Armando Galarraga
- May 27 Acquired LHP David Purcey from the **Athletics** for INF Scott Sizemore
- July 20 Acquired INF Wilson Betemit from the **Royals** for LHP Antonio Cruz and C Julio Rodriguez
- July 30 Acquired RHP's Doug Fister and David Pauley from the **Mariners** for LHP Charlie Furbush, INF Francisco Martinez, OF Casper Wells and a player to be named (RHP Chance Ruffin)
- August 15 Acquired OF Delmon Young from the **Twins** for LHP Cole Nelson and a player to be named (RHP Lester Oliveros)
- December 9 Acquired RHP Collin Balester from the **Nationals** for RHP Ryan Perry
- 2012**
- July 23 Acquired RHP Anibal Sanchez, INF Omar Infante and a compensation draft choice (between the first and second round) of the 2013 Major League Baseball First-Year Player Draft from the **Marlins** for RHP Jacob Turner, LHP Brian Flynn, C Rob Brantly and a compensation draft choice (between the second and third round) of the 2013 Major League Baseball First-Year Player Draft.
- August 5 Acquired INF/OF Jeff Baker from the **Cubs** for two players to be named (RHP Marcelo Carreno and cash considerations)
- August 31 Acquired a player to be named (RHP Greg Ross) from the **Braves** for INF/OF Jeff Baker
- December 5 Acquired C Ramon Cabrera from the **Pirates** for LHP Andy Oliver
- December 6 Acquired INF Jeff Kobernus from the **Red Sox** for INF/OF Justin Henry
- December 6 Acquired LHP Kyle Lobstein from the **Mets** for cash considerations

TIGERS ALL-TIME TRADES



- 2013**
 July 20 Acquired RHP Jose Veras from the **Astros** in exchange for OF Danry Vasquez and a player to be named later (David Paulino)
 July 30 Acquired INF Jose Iglesias from the **Red Sox** in exchange for OF Avisail Garcia and RHP Brayton Villarreal
 November 20 Acquired INF Ian Kinsler from the **Rangers** in exchange for Prince Fielder and cash considerations
 December 2 Acquired LHP Ian Krol, LHP Robbie Ray and INF/OF Steve Lombardozzi from the **Nationals** in exchange for RHP Doug Fister
- 2014**
 March 21 Acquired INF Andrew Romine from the **Angels** in exchange for LHP Jose Alvarez
 March 24 Acquired INF Alex Gonzalez from the **Orioles** in exchange for INF Steve Lombardozzi
 July 23 Acquired RHP Joakim Soria from the **Rangers** in exchange for RHP Corey Knebel and RHP Jake Thompson
 July 31 Acquired LHP David Price from the **Rays** in exchange for LHP Drew Smyly, OF Austin Jackson and INF Willy Adames
 November 12 Acquired OF Anthony Gose from the **Blue Jays** in exchange for INF Devon Travis
 December 5 Acquired RHP Shane Greene from the **Yankees** in exchange for LHP Robbie Ray and INF Domingo Leyba
 December 11 Acquired RHP Alfredo Simon from the **Reds** in exchange for INF Eugenio Suarez and RHP Jonathan Crawford
 December 11 Acquired OF Yoenis Cespedes, RHP Alex Wilson and LHP Gabe Speier from the **Red Sox** in exchange for RHP Rick Porcello
- 2015**
 July 30 Acquired LHP Daniel Norris, LHP Matt Boyd and LHP Jairo Labourt from the **Blue Jays** in exchange for LHP David Price
 July 30 Acquired INF JaCoby Jones from the **Pirates** in exchange for RHP Joakim Soria
 July 31 Acquired LHP Luis Cessa and RHP Michael Fulmer from the **Mets** in exchange for OF Yoenis Cespedes
 November 18 Acquired RHP Francisco Rodriguez and a player to be named from the **Brewers** in exchange for INF Javier Betancourt and a player to be named (C Manny Pina)
 November 20 Acquired OF Cameron Maybin from the **Braves** in exchange for LHP's Ian Krol and Gabe Speier
 December 9 Acquired LHP Justin Wilson from the **Yankees** in exchange for RHP's Luis Cessa and Chad Green
 December 21 Acquired cash considerations from the **Pirates** in exchange for LHP Kyle Lobstein
- 2016**
 January 27 Acquired INF Kody Eaves from the **Angels** in exchange for INF Jeffrey Marte
 March 29 Acquired C Bobby Wilson and RHP Myles Jaye from the **Rangers** in exchange for C Bryan Holaday
 May 3 Acquired RHP Chad Bell from the **Rangers** in exchange for C Bobby Wilson
 June 7 Acquired cash considerations from the **Angels** in exchange for RHP Jose Valdez
 August 16 Acquired INF Erick Aybar and cash considerations from the **Braves** in exchange for INF Mike Aviles and C Kade Scivicque
 November 3 Acquired RHP Victor Alcantara from the **Angels** in exchange for OF Cameron Maybin
- 2017**
 January 18 Acquired OF Mikie Mahtook from the **Rays** in exchange for a player to be named (RHP Drew Smith)
 July 18 Acquired INF's Dawel Jung, Sergio Alcantara and Jose King from the **Diamondbacks** in exchange for OF J.D. Martinez
 July 31 Acquired INF's Jeimer Candelario and Isaac Paredes and a player to be named or cash considerations from the **Cubs** in exchange for C Alex Avila and LHP Justin Wilson
 August 31 Acquired RHP Grayson Long and a player to be named (RHP Elvin Rodriguez) from the **Angels** in exchange for OF Justin Upton
 August 31 Acquired RHP Franklin Perez, OF Daz Cameron and C Jake Rogers from the **Astros** in exchange for RHP Justin Verlander and a player to be named (OF Juan Ramirez)
 December 13 Acquired RHP Wilkel Hernandez and OF Troy Montgomery from the **Angels** in exchange for INF Ian Kinsler

TIGERS OPENING DAY LINEUPS

April 25, 1901 @DET 14, MIL 13	April 23, 1902 @CWS 12, DET 2	April 22, 1903 @DET 4, CLE 2	April 14, 1904 DET 4, STL 2	April 15, 1905 @CLE 6, DET 2	April 17, 1906 CWS 5, @DET 3	April 11, 1907 @DET 2, CLE 0
Casey, 3b Barrett, cf Gleason, 2b Holmes, rf Dillon, 1b Elberfeld, ss Nance, lf Buelow, c Miller, p	Barrett, cf Holmes, rf Casey, 3b Harley, lf Elberfeld, ss Gleason, 2b Dillon, 1b McGuire, c Miller, p	Barrett, cf Smith, 2b Crawford, lf Carr, 1b Elberfeld, ss Gessler, rf Yeager, 3b McAllister, c Mullin, p	Barrett, cf McIntyre, lf O'Leary, ss Crawford, rf Gremminger, 3b Donovan, 1b Burns, 2b Buelow, c Mullin, p	Barrett, cf Coughlin, 3b McIntyre, lf Crawford, 1b Hickman, rf Schaefer, 2b O'Leary, ss Wood, c Mullin, p	Jones, cf Schaefer, 2b McIntyre, lf Crawford, rf Coughlin, 3b Lindsay, 1b O'Leary, ss Warner, c Mullin, p	McIntyre, lf Coughlin, 3b Crawford, cf Cobb, rf Rossman, 1b Schaefer, 2b Schmidt, c O'Leary, ss Mullin, p
April 14, 1908 @CWS 15, DET 8	April 14, 1909 @DET 2, CWS 0	April 14, 1910 CLE 9, @DET 7	April 13, 1911 @DET 4, CWS 2	April 11, 1912 @CLE 3, DET 2	April 10, 1913 @STL 3, DET 1	April 14, 1914 @DET 3, STL 2
McIntyre, lf Schaefer, 2b Crawford, cf Cobb, rf Rossman, 1b Coughlin, 3b Thomas, c O'Leary, ss Siever, p	McIntyre, lf Bush, ss Crawford, cf Cobb, rf Rossman, 1b Moriarty, 3b Schmidt, c Mullin, p	McIntyre, lf Bush, ss Cobb, rf Crawford, cf Delahanty, 2b Moriarty, 3b Jones, 1b Stange, c Mullin, p	Jones, lf Bush, ss Cobb, cf Crawford, rf Delahanty, 2b Moriarty, 3b Gainer, 1b Stange, c Mullin, p	Vitt, lf Louden, 3b Cobb, cf Crawford, rf Delahanty, 2b Gainer, 1b Bush, ss Stange, c Mullin, p	Bush, ss Vitt, cf Crawford, rf Gainer, 1b Moriarty, lf Deal, 3b Louden, 2b Stange, c Mullin, p	Bush, ss Baumann, 2b Cobb, cf Crawford, rf Veach, lf Burns, 1b Moriarty, 3b Stange, c Dubuc, p
April 14, 1915 CLE 5, @DET 1	April 12, 1916 DET 4, @CWS 0	April 11, 1917 CLE 6, @DET 4	April 18, 1918 @CLE 6, DET 2	April 25, 1919 @DET 4, CLE 2	April 14, 1920 @CWS 3, DET 2	April 14, 1921 @DET 6, CWS 5
Bush, ss Young, 2b Cobb, cf Crawford, rf Veach, lf Kavanagh, 1b Vitt, 3b Stange, c Coveleski, p	Bush, ss Vitt, 3b Cobb, cf Veach, lf Crawford, rf Heilmann, rf Heilmann, 1b Young, 3b Stange, c Coveleski, p	Bush, ss Young, 2b Cobb, cf Veach, lf Heilmann, rf Burns, 1b Jones, 3b Stange, c James, p	Dressen, 1b Bush, ss Veach, lf Vitt, 3b Ellison, rf Walker, cf Young, 2b Stange, c Boland, p	Bush, ss Jones, 3b Cobb, cf Veach, lf Heilmann, 1b Shorten, rf Young, 2b Ainsmith, c Ehmke, p	Bush, ss Young, 2b Cobb, cf Veach, lf Heilmann, 1b Flagstead, rf Pinelli, 3b Stange, c Dauss, p	Young, 2b Bush, ss Cobb, cf Veach, lf Heilmann, rf Jones, 3b Blue, 1b Ainsmith, c Leonard, p
April 12, 1922 @CLE 7, DET 4	April 18, 1923 DET 9, @STL 6	April 15, 1924 @DET 4, CLE 3	April 14, 1925 @DET 4, CWS 3	April 13, 1926 CLE 2, @DET 1	April 15, 1927 DET 2, @STL 2	April 11, 1928 STL 4, @DET 1
Blue, 1b Cutshaw, 2b Veach, lf Heilmann, rf Jones, 3b Flagstead, cf Rigney, ss Bassler, c Oldham, p	Blue, 1b Jones, 3b Cobb, cf Veach, lf Heilmann, rf Heilmann, rf Cutshaw, 2b Rigney, ss Bassler, 2b Collins, p	Blue, 1b Cobb, cf Fothergill, lf Heilmann, rf Pratt, 2b Rigney, ss Jones, 3b Bassler, c Dauss, p	Neun, 1b Haney, 3b Manush, cf Heilmann, rf Wingo, lf Rigney, ss O'Rourke, 2b Woodall, c Leonard, p	Warner, 3b O'Rourke, 2b Wingo, lf Fothergill, cf Heilmann, rf Blue, 1b Tavener, ss Bassler, c Whitehill, p	Tavener, ss McManus, 2b Manush, cf Fothergill, lf Heilmann, rf Blue, 1b Warner, 3b Bassler, c Whitehill, p	Neun, 1b Gehring, 2b Rice, cf Heilmann, rf Fothergill, lf McManus, 3b Tavener, ss Shea, c Billings, p



TIGERS OPENING DAY LINEUPS

April 16, 1929 @CLE 5, DET 4 Rice, cf Gehring, 2b Heilmann, rf Alexander, 1b Fothergill, lf McManus, 3b Richardson, ss Shea, c Whitehill, p	April 15, 1930 @DET 6, STL 3 Johnson, rf Funk, cf Gehring, 2b Alexander, 1b Rice, lf McManus, 3b Rogell, ss Hayworth, c Uhle, p	April 14, 1931 DET 7, @STL 3 Walker, lf Shiver, cf Gehring, 2b Alexander, 1b McManus, 3b Doljack, rf Akers, ss Schang, c Whitehill, p	April 13, 1932 CLE 6, @DET 5 Johnson, rf Davis, 1b Stone, lf Gehring, 2b Rogell, ss Lawrence, cf Richardson, 3b Ruel, c Sorrell, p	April 12, 1933 CLE 4, @DET 1 Davis, 1b Owen, 3b Gehring, 2b Walker, lf Stone, rf Fox, cf Rogell, ss Hayworth, c Bridges, p	April 17, 1934 DET 8, @CWS 3 Rogell, ss Gehring, 2b Cochrane, c Goslin, lf Walker, rf Greenberg, 1b Doljack, cf Owen, 3b Marberry, p	April 17, 1935 CWS 7, @DET 6 White, cf Cochrane, c Gehring, 2b Greenberg, 1b Goslin, lf Rogell, ss Walker, rf Owen, 3b Rowe, p
April 14, 1936 DET 3, @CLE 0 Rogell, ss Cochrane, c Gehring, 2b Greenberg, 1b Simmons, cf Goslin, lf Fox, rf Owen, 3b Rowe, p	April 20, 1937 @DET 4, CLE 3 White, cf Cochrane, c Gehring, 2b Greenberg, 1b Walker, rf Goslin, lf York, 3b Rogell, ss Auker, p	April 19, 1938 @CWS 4, DET 3 Cullenbine, lf Walker, cf Gehring, 2b Greenberg, 1b York, c Fox, rf Ross, 3b Rogell, ss Lawson, p	April 18, 1939 @DET 6, CWS 1 McCosky, cf Walker, lf Gehring, 2b Greenberg, 1b York, c Fox, rf Rogell, ss Croucher, ss Bridges, p	April 16, 1940 STL 5, @DET 1 McCosky, cf Campbell, rf Gehring, 2b Greenberg, lf York, 1b Higgins, 3b Bartell, ss Tebbetts, c Newsom, p	April 16, 1941 @STL 8, DET 1 Stainback, rf Gehring, 2b McCosky, cf Greenberg, lf York, 1b Higgins, 3b Bartell, ss Sullivan, c Newsom, p	April 14, 1942 CLE 5, @DET 2 Bloodworth, 2b Cramer, cf McCosky, lf York, 1b Higgins, 3b Harris, rf McNair, ss Tebbetts, c Benton, p
April 21, 1943 @CLE 1, DET 0 Cramer, cf Radcliff, rf Wakefield, lf York, 1b Higgins, 3b Bloodworth, 2b Hoover, ss Parsons, c Bridges, p	April 18, 1944 STL 2, @DET 1 Heffner, 2b Mayo, 2b Cramer, cf York, 1b Higgins, 3b Outlaw, lf Ross, rf Parsons, c Trout, p	April 17, 1945 @STL 7, DET 1 Webb, ss Mayo, 2b Outlaw, rf York, 1b Cramer, cf Maier, lf Ross, 3b Richards, c Newhouser, p	April 16, 1946 @DET 2, STL 1 Lake, ss Mayo, 2b McCosky, cf Greenberg, 1b Wakefield, lf Mullin, rf Higgins, 3b Richards, c Newhouser, p	April 15, 1947 DET 7, @STL 0 Lake, ss Kell, 3b Cullenbine, 1b Wertz, lf Evers, cf Mayo, 2b Mullin, rf Tebbetts, c Newhouser, p	April 20, 1948 DET 5, @CWS 2 Berry, ss Mayo, 2b Evers, cf Wakefield, lf Wertz, rf Evers, lf Kell, 3b Vico, 1b Swift, c Newhouser, p	April 19, 1949 @DET 5, CWS 1 Berry, 2b Lipon, ss Kell, 3b Wertz, rf Evers, lf Groth, cf Vico, 1b Newhouser, p
April 18, 1950 DET 7, @CLE 6 Lipon, ss Priddy, 2b Kell, 3b Wertz, rf Mullin, lf Groth, cf Kryhoski, 1b Robinson, c Hutchinson, p	April 17, 1951 CLE 2, @DET 1 Lipon, ss Berry, 3b Kolloway, 1b Wertz, rf Evers, lf Groth, cf Priddy, 2b Ginsberg, c Newhouser, p	April 15, 1952 STL 3, @DET 0 Berry, ss Kell, 3b Taylor, 1b Wertz, rf Mullin, lf Mapes, cf Batts, c Priddy, 2b Trout, p	April 14, 1953 @STL 10, DET 0 Kuenn, ss Friend, 2b Sullivan, lf Dropo, 1b Nieman, rf Delsing, cf Baumgartner, 3b Bucha, c Garver, p	April 13, 1954 @DET 3, BAL 0 Bolling, 2b Delsing, lf Kuenn, ss Boone, 3b Dropo, 1b Kaline, rf Tuttle, cf Batts, c Gromek, p	April 12, 1955 @KC 6, DET 2 Kuenn, ss Hatfield, 2b Kaline, rf Boone, 3b Porter, 1b Tuttle, cf Phillips, lf Wilson, c Garver, p	April 17, 1956 KC 2, @DET 1 Kuenn, ss Torgeson, 1b Kaline, rf Boone, 3b Tuttle, cf King, lf House, c Bertoia, 2b Lary, p
April 16, 1957 @KC 2, DET 1 Bolling, 2b Finigan, 3b Kuenn, ss Kaline, rf Maxwell, lf Boone, 1b Tuttle, cf Wilson, c Lary, p	April 15, 1958 DET 4, @CWS 3 Bolling, 2b Martin, ss Kuenn, cf Kaline, rf Boone, 1b Skizas, lf Bertoia, 3b Hegan, c Bunning, p	April 10, 1959 CWS 9, @DET 7 (14) Kuenn, cf Kaline, rf Harris, 1b Bolling, 2b Doby, lf Bridges, ss Wilson, c Bunning, p	April 19, 1960 DET 4, @CLE 2 (15) Yost, 3b Bolling, 2b Maxwell, lf Kaline, cf Colavito, rf Bilko, 1b Fernandez, ss Berberet, c Lary, p	April 11, 1961 CLE 9, @DET 5 Wood, 2b Bruton, cf Kaline, rf Colavito, lf Cash, 1b Boros, 3b Brown, c Fernandez, ss Bunning, p	April 9, 1962 @WAS 4, DET 1 Wood, 2b Bruton, cf Kaline, rf Colavito, lf Cash, 1b Boros, 3b Fernandez, ss Roarke, c Mossi, p	April 9, 1963 CWS 7, @DET 5 Phillips, 3b Bruton, cf Kaline, rf Colavito, lf Cash, 1b McAuliffe, 2b Triandos, c Fernandez, ss Bunning, p
April 14, 1964 @DET 7, KC 3 Bruton, lf Lumpe, 2b Cash, 1b Kaline, rf Demeter, cf McAuliffe, ss Wert, 3b Freehan, c Regan, p	April 12, 1965 DET 6, @KC 2 McAuliffe, ss Lumpe, 2b Cash, 1b Kaline, rf Northrup, lf Demeter, cf Sullivan, c Wert, 3b Lolich, p	April 12, 1966 DET 2, @NYY 1 Wert, 3b Lumpe, 2b Cash, 1b Kaline, rf Horton, lf Freehan, c McAuliffe, ss Stanley, cf Lolich, p	April 11, 1967 @CAL 4, DET 2 Wert, 3b Tracewski, ss Cash, 1b Kaline, rf Northrup, cf Brown, lf Freehan, c McAuliffe, 2b McLain, p	April 10, 1968 BOS 7, @DET 3 Stanley, 1b McAuliffe, 2b Kaline, rf Horton, lf Freehan, c Northrup, cf Wert, 3b Oyler, ss Wilson, p	April 8, 1969 @DET 6, CLE 2 McAuliffe, 2b Stanley, ss Kaline, rf Cash, 1b Horton, lf Northrup, cf Freehan, c Wert, 3b McLain, p	April 6, 1970 DET 5, @WAS 0 McAuliffe, 2b Gutierrez, ss Kaline, rf Cash, 1b Horton, lf Northrup, cf Jones, 3b Freehan, c Lolich, p
April 6, 1971 @DET 8, CLE 2 McAuliffe, 2b Kaline, rf Northrup, 1b Horton, lf Rodriguez, 3b Freehan, c Stanley, cf Brinkman, ss Lolich, p	April 15, 1972 @DET 3, BOS 2 McAuliffe, 2b Rodriguez, 3b Northrup, cf Kaline, rf Cash, 1b Horton, lf Freehan, c Brinkman, ss Lolich, p	April 7, 1973 @CLE 2, DET 1 McAuliffe, 2b Brown, dh Cash, 1b Sims, c Northrup, lf Stanley, cf Rodriguez, 3b Brinkman, ss Lolich, p	April 5, 1974 @BAL 3, DET 2 Brinkman, ss Rodriguez, 3b Northrup, rf Kaline, dh Horton, lf Cash, 1b Stanley, cf Freehan, c Sutherland, 2b Lolich, p	April 10, 1975 BAL 10, @DET 0 LeFlore, cf Sutherland, 2b Horton, dh Colbert, 1b Freehan, c Meyer, lf James, rf Verzyer, ss Rodriguez, 3b Coleman, p	April 10, 1976 DET 3, @CLE 1 Oglivie, cf Meyer, 1b Horton, dh Staub, rf Johnson, lf May, c Rodriguez, 3b Verzyer, ss Sutherland, 2b Coleman, p	April 7, 1977 @KC 7, DET 4 LeFlore, cf Fuentes, 2b Staub, dh Horton, lf Thompson, 1b Oglivie, rf May, c Rodriguez, 3b Verzyer, ss Roberts, p

TIGERS OPENING DAY LINEUPS



April 7, 1978 @DET 6, TOR 2 LeFlora, cf Mankowski, 3b Staub, dh Thompson, 1b Kemp, lf Corcoran, rf May, c Whitaker, 2b Trammell, ss Fidrych, p	April 7, 1979 TEX 8, @DET 2 LeFlora, cf Whitaker, 2b Thompson, 1b Kemp, lf Morales, rf Parrish, c Mankowski, 3b Corcoran, dh Trammell, ss Rozema, p	April 10, 1980 DET 5, @KC 1 Whitaker, 2b Gibson, cf Kemp, lf Hebner, 3b Thompson, 1b Summers, dh Parrish, c Peters, lf Wagner, ss Morris, p	April 9, 1981 @DET 6, TOR 2 Peters, cf Trammell, ss Kemp, lf Hebner, 1b Summers, dh Gibson, rf Parrish, c Kelleher, 3b Whitaker, 2b Morris, p	April 9, 1982 @KC 4, DET 2 Miller, rf Cabell, 1b Gibson, cf Herndon, lf Wockenfuss, dh Brookens, 3b Parrish, c Trammell, ss Whitaker, 2b Morris, p	April 5, 1983 DET 11, @MIN 3 Whitaker, 2b Trammell, ss Herndon, lf Parrish, c Lemon, cf Wockenfuss, dh Ivlie, 1b Wilson, rf Brookens, 3b Morris, p	April 3, 1984 DET 8, @MIN 1 Whitaker, 2b Trammell, ss Evans, dh Parrish, c Gibson, rf Herndon, lf Bergman, 1b Lemon, cf Johnson, 3b Morris, p
April 8, 1985 @DET 5, CLE 4 Whitaker, 2b Trammell, ss Gibson, cf Parrish, c Grubb, dh Evans, 1b Herndon, lf Lemon, cf Pittaro, 3b Morris, p	April 7, 1986 @DET 6, BOS 5 Collins, dh Whitaker, 2b Gibson, rf Parrish, c Lemon, cf Trammell, ss Herndon, lf Evans, 1b Mercado, c Morris, p	April 6, 1987 NY 2, @DET 1 Whitaker, 2b Herndon, lf Lemon, cf Trammell, ss Coles, 3b Harper, dh Evans, 1b Heath, rf Mercado, c Morris, p	April 4, 1988 @DET 5, @BOS 3 (10) Pettis, cf Whitaker, 2b Evans, 1b Trammell, ss Nokes, dh Sheridan, lf Lemon, rf Heath, c Brookens, 3b Morris, p	April 4, 1989 @TEX 4, DET 0 Williams, cf Lovullo, 1b Whitaker, 2b Trammell, ss Lynn, lf Nokes, c Brown, 3b Lemon, rf Sheridan, dh Morris, p	April 9, 1990 @BOS 5, DET 2 Phillips, 3b Trammell, ss Whitaker, 2b Fielder, 1b Nokes, c Ward, lf Lemon, rf Bergman, dh Morris, p	April 8, 1991 @DET 8, NYY 4 Phillips, dh Moseby, lf Trammell, ss Fielder, 1b Whitaker, 2b Deer, rf Tuttleton, c Fryman, 3b Cuyler, cf Tanana, p
April 6, 1992 TOR 4, @DET 5 Gladden, lf Whitaker, 2b Trammell, ss Fielder, 1b Tuttleton, c Phillips, dh Deer, rf Fryman, 3b Cuyler, cf Gullickson, p	April 5, 1993 @OAK 9, DET 4 Phillips, lf Whitaker, 2b Fryman, ss Fielder, 1b Gibson, dh Deer, rf Tuttleton, c Livingstone, 3b Cuyler, cf Moore, p	April 4, 1994 @BOS 9, DET 8 Phillips, lf Whitaker, 2b Davis, cf Fielder, 1b Fryman, 3b Tuttleton, c Gibson, rf Trammell, ss Felix, dh Moore, p	April 26, 1995 DET 5, @CAL 4 Curtis, cf Fletcher, 2b Pemberton, lf Fielder, 1b Fryman, 3b Samuel, dh Bautista, rf Gomez, ss Flaherty, c Moore, p	April 1, 1996 @MIN 8, DET 6 Curtis, cf Higginson, rf Fryman, 3b Fielder, 1b Nieves, lf Williams, dh Lewis, 2b Flaherty, c Trammell, ss Lira, p	April 1, 1997 @MIN 7, DET 6 Hunter, cf Easley, 2b Fryman, 3b Clark, 1b Higginson, lf Nieves, rf B. Trammell, dh B. Johnson, c Cruz, ss Brocail, p	March 31, 1998 DET 11, @TB 6 Hunter, cf Roberts, dh Higginson, rf Clark, 1b Easley, 2b Gonzalez, lf Randa, 3b Oliver, c Ripken, ss Thompson, p
April 5, 1999 DET 11, @TEX 5 Encarnacion, lf Jefferies, lf Easley, 2b Clark, 1b Palmer, 3b Higginson, rf Cruz, ss Austus, c Hunter, cf Moehler, p	April 3, 2000 DET 6, @OAK 4 Polonia, rf Austus, c Higginson, lf Gonzalez, dh Clark, 1b Palmer, 3b Easley, 2b Encarnacion, cf Cruz, ss Nomo, p	April 3, 2001 MIN 3, @DET 2 Cedeno, rf Easley, 2b Higginson, lf Clark, 1b McMillon, dh Cruz, ss Encarnacion, cf Halter, 3b Inge, cf Weaver, p	April 2, 2002 @TB 9, DET 5 Higginson, lf Halter, ss Fick, dh Young, 1b Paquette, 3b Cruz, rf Rivera, c Easley, 2b Macias, cf Weaver, p	March 31, 2003 MIN 3, @DET 1 Kingsale, cf Infante, ss Young, lf Higginson, rf Palmer, dh Pena, 1b Munson, 3b Inge, c Santiago, 2b Maroth, p	April 5, 2004 DET 7, @TOR 0 Sanchez, cf Vina, 2b Rodriguez, c Young, dh White, lf Pena, 1b Gullen, ss Higginson, rf Munson, 3b Johnson, p	April 4, 2005 @DET 11, KC 2 Infante, 2b Gullen, ss Rodriguez, c Ordoñez, rf Young, dh White, lf Pena, 1b Monroe, cf Inge, 3b Bonderman, p
April 3, 2006 DET 3, @KC 1 Granderson, cf Polanco, 2b Rodriguez, c Ordoñez, rf Young, dh Shelton, 1b Gullen, ss Monroe, lf Inge, 3b Rogers, p	April 2, 2007 TOR 5, @DET 3 Granderson, cf Polanco, 2b Sheffield, dh Ordoñez, rf Gullen, ss Rodriguez, c Casey, 1b Monroe, lf Inge, 3b Bonderman, p	March 31, 2008 KC 5, @DET 4 Renteria, ss Polanco, 2b Sheffield, dh Ordoñez, rf Cabrera, 3b Gullen, 1b Rodriguez, c Jones, lf Inge, cf Verlander, p	April 6, 2009 @TOR 12, DET 5 Granderson, cf Polanco, 2b Ordoñez, rf Cabrera, 1b Gullen, dh Laird, c Inge, 3b Everett, ss Anderson, lf Verlander, p	April 5, 2010 DET 8, @KC 4 Jackson, cf Damon, lf Ordoñez, rf Cabrera, 1b Gullen, dh Inge, 3b Laird, c Sizemore, 2b Everett, ss Verlander, p	March 31, 2011 @NYY 6, DET 3 Jackson, cf Rhymes, 2b Ordoñez, rf Cabrera, 1b Martinez, dh Raburn, lf Peralta, ss Inge, 3b Avila, c Verlander, p	April 5, 2012 @DET 3, BOS 2 Jackson, cf Boesch, rf Cabrera, 3b Fielder, 1b Young, lf Raburn, dh Peralta, ss Avila, c Santiago, 2b Verlander, p
April 1, 2013 DET 4, @MIN 2 Jackson, cf Hunter, rf Cabrera, 3b Fielder, 1b Martinez, dh Dirks, lf Peralta, ss Avila, c Infante, 2b Verlander, p	March 31, 2014 @DET 4, KC 3 Kinsler, 2b Hunter, rf Cabrera, 1b V. Martinez, dh Jackson, cf Avila, c Castellanos, 3b Gonzalez, ss Davis, lf Verlander, p	April 6, 2015 @DET 4, MIN 0 Davis, cf Kinsler, 2b Cabrera, 1b V. Martinez, dh J.D. Martinez, rf Céspedes, lf Castellanos, 3b Avila, c Iglesias, ss Price, p	April 5, 2016 DET 8, @MIA 7 (11) Kinsler, 2b Upton, lf Cabrera, 1b J.D. Martinez, rf Castellanos, 3b McCann, c Iglesias, ss Gose, cf Verlander, p	April 4, 2017 DET 6, @CWS 3 Kinsler, 2b Castellanos, 3b Cabrera, 1b V. Martinez, dh Upton, lf Mahtook, rf McCann, c Jones, cf Iglesias, ss Verlander, p		



- Mike Ilitch was a once-in-a-generation entrepreneur and champion for Detroit.
- He and his wife, Marian, invested their family savings in 1959 to open the first Little Caesars store in Garden City, Michigan, a suburb of Detroit. That single mom-and-pop pizza shop grew into the largest carryout pizza chain in the world, with restaurants in 23 countries and territories across the globe. The success of the business was built upon the exceptional quality and value of the Little Caesars menu and Mike's marketing savvy and imaginative ideas in production.
- The growth of Little Caesars helped Mike and Marian create other leading brands in the food, sports and entertainment industries.
- The couple purchased the Detroit Red Wings in 1982. While the team was known as the Dead Wings at the time, Mike and Marian believed they were a sleeping giant and immediately took charge to turn the team around. By 1997, the Red Wings won their first Stanley Cup in 42 years, and they went on to win three more. Four Stanley Cup parades held along Woodward Avenue in Detroit attracted hundreds of thousands of people, many from the suburbs who had not been to downtown Detroit in decades. Detroit became known as Hockeytown and brought a sense of pride to the area's hockey fans and the community as a whole.

- Throughout Mike's life, he remained true to his hometown and was a zealous supporter of Detroit, working tirelessly to help it prosper and to bring pride to the city.
- In 1988, Mike and Marian purchased the neglected Fox Theatre and carefully restored it to its original 1928 splendor.
- One year later, they moved their Little Caesars world headquarters from the suburbs into the newly renovated Fox Office Center adjacent to the restored theatre. This was during a time when many businesses were fleeing the city. Restoration of the theatre and renovation of the office building brought new life to the area. Currently, the headquarters campus is being expanded with an addition of a new nine-story, 234,000 square foot building next door to the Fox Theatre.

- Mike displayed further commitment to the city he loved when he purchased the Detroit Tigers in 1992 and built a new state-of-the-art ballpark for the team. Remembering his early years as a Minor League baseball player with the Tigers, he did everything in his power to make the fan experience at Comerica Park a memorable one.

- The new ballpark enabled Detroit to successfully host the MLB All-Star Game in 2005 and also helped promote Detroit as a tourist destination when the Detroit Tigers hosted the World Series in 2006. Mike also encouraged the Ford family to bring the Detroit Lions back to Detroit from the suburbs and build a new stadium right next door to the ballpark by relinquishing a portion of land to make way for the new stadium. The new football venue allowed Detroit to host the Super Bowl in 2006.

- Today – true to the vision of Mike and Marian for a bustling downtown area – the Ilitch organization is transforming dozens of blocks of largely underutilized land in Detroit into a special area for everyone in the community to enjoy. The District Detroit includes office, retail and residential spaces, as well as the new Little Caesars Arena, home of the Detroit Red Wings and Detroit Pistons, and world-class entertainment, music and community events.

- Mike and Marian believed passionately in giving back to the community. As the parents of children who played hockey, the couple wanted to provide other children the opportunity to play the sport as well. So they established the Little Caesars Amateur Hockey Program in 1968, and it has provided opportunities for tens of thousands of youngsters to play the great game of hockey over the years. Hundreds have gone on to play at colleges, universities and in the National Hockey League.

- The couple established the Little Caesars Love Kitchen in 1985. With two trucks on the road to serve those in need, these restaurants on wheels have served more than three million people.

- Inspired by the story of a veteran returning to civilian life, Mike founded the Little Caesars Veterans Program in 2006. He had read a newspaper story about an Army Sergeant who had tragically lost both his legs during combat in Iraq. As a veteran himself, Mike was impressed with the can-do attitude of this veteran. The Little Caesars Veterans Program that followed provides honorably discharged veterans with financial incentives and other support to help them open a Little Caesars franchise.

- Ilitch Charities and its affiliates, the Detroit Red Wings Foundation and the Detroit Tigers Foundation, have given \$35 million in cash and in-kind contributions since 2005 to deserving organizations across the community.

- Mike and Marian have personally gifted nearly \$50 million to Detroit's Wayne State University – \$8 million to the Department of Surgery and \$40 million dedicated to establish the new Mike Ilitch School of Business, which will train and educate the next generation of the city's great entrepreneurs.

- Mike received numerous business, cultural, and philanthropic awards during his lifetime, including:
 - The International Franchise Association Hall of Fame (2016)
 - SportsBusiness Journal's "The Champions: Pioneers and Innovators in Sports Business" (2014)
 - Michigan Sports Hall of Fame (2004)
 - US Hockey Hall of Fame (2004)
 - National Hockey League Hall of Fame (2003)
 - Ellis Island Medal of Honor (1997)

- Locally in Detroit, Mike was honored for his efforts in the community with the Joe Louis Brown Bomber Jacket Award, the Distinguished Martin Luther King, Jr. Community Service Award, the Shining Light Regional Cooperation Award and the Edward H. McNamara Goodfellow of the Year Award. He was also given the key to the city.

- Mike Ilitch was a remarkable American success story. In 2012, he wrote, "Develop a love for all people; be humble; work hard. I guarantee you will be successful in life." He did just that and had a life well lived.






2

CHARLIE GEHRINGER

HT: 5-11 WT: 180 BT: L TH: R BORN: 5/11/1903 IN FOWLERVILLE, MI

SECOND BASEMAN

Date Number Retired: June 12, 1983
Tigers Career: 1924-42
Hall of Fame: 1949

Charlie Gehringer played 19 seasons with the Tigers, appearing in 2,323 games. Gehringer hit over .300 in 13 of his 16 full seasons, had 200-or-more hits seven times and posted a lifetime batting average of .320. Gehringer was named the American League Most Valuable Player in 1937 after hitting a career-high .371 to lead the league. He finished second in the MVP voting in 1934 behind fellow teammate Mickey Cochrane. Gehringer hit .375 in the 1935 World Series to help Detroit to the title. Gehringer was also a part of American League championship teams in 1934 and 1940. Following his playing career, Gehringer served as the Tigers General Manager from 1951-53. He was elected to the Hall of Fame in 1949.

	AVG.	G	AB	R	H	2B	3B	HR	RBI	BB	SO	SB	CS	E
Tigers Totals - 19 years	.320	2323	8860	1774	2839	574	146	184	1427	1186	372	181	90	310
Major League Totals - 19 years	.320	2323	8860	1774	2839	574	146	184	1427	1186	372	181	90	310



5

HANK GREENBERG

HT: 6-3 WT: 210 BT: R TH: R BORN: 1/1/1911 IN NEW YORK, NY

FIRST BASEMAN

Date Number Retired: June 12, 1983
Tigers Career: 1930-46
Hall of Fame: 1956

Hank Greenberg played 12 of his 13 Major League seasons with the Tigers. Greenberg was a unanimous selection for the 1935 American League Most Valuable Player award after leading the league with 36 home runs and 170 RBI. He captured his second AL MVP in 1940 after hitting a career-best .340 and leading the league with 50 doubles, 41 home runs and 150 RBI. A four-time All-Star selection, Greenberg drove in more than 100 runs a total of seven times in his career and hit better than .300 in each of his first seven full seasons. Greenberg helped the Tigers to World Series titles in 1935 and 1945 and four American League pennants. Greenberg was elected into the Hall of Fame in 1956.

	AVG.	G	AB	R	H	2B	3B	HR	RBI	BB	SO	SB	CS	E
Tigers Totals - 12 years	.319	1269	4791	979	1528	366	69	306	1202	748	771	58	26	113
Major League Totals - 13 years	.313	1394	5193	1050	1628	379	71	331	1276	852	844	58	26	122



6

AL KALINE

HT: 6-1 WT: 175 BT: R TH: R BORN: 12/19/1934 IN BALTIMORE, MD

RIGHTFIELDER

Date Number Retired: August 17, 1980
Tigers Career: 1953-74
Hall of Fame: 1980

Al Kaline spent each of his 22 Major League seasons with the Detroit Tigers, earning the nickname Mr. Tiger. Selected to 18 All-Star Games over his career, Kaline holds the franchise record for career games played (2,834), home runs (399) and bases on balls (1,277). Kaline was the runner-up for the American League Most Valuable Player award in 1955 and 1963 and captured 10 Gold Gloves during his career. At just the age of 20, Kaline won the AL batting title in 1955 by hitting .340, becoming the youngest batting champion in American League history. Kaline led the Tigers to the 1968 World Series championship, hitting .379 in the series with two home runs and eight RBI. Kaline was inducted into the Hall of Fame in 1980, becoming just the 10th player ever elected to the Hall of Fame in his first year of eligibility.

	AVG.	G	AB	R	H	2B	3B	HR	RBI	BB	SO	SB	CS	E
Tigers Totals - 22 years	.297	2834	10116	1622	3007	498	75	399	1583	1277	1020	137	65	82
Major League Totals - 22 years	.297	2834	10116	1622	3007	498	75	399	1583	1277	1020	137	65	82



TIGERS RETIRED NUMBERS



11 SPARKY ANDERSON

HT: 5-9 WT: 170 BT: R TH: R BORN: 2/22/1934 IN BRIDGEWATER, SD

MANAGER


Date Number Retired: June 26, 2011

Tigers Career: 1979-95

Hall of Fame: 2000

Sparky Anderson spent 17 seasons as the manager for the Tigers. During his 17-year tenure, he led the Tigers to a pair of playoff appearances, including the 1984 World Series championship. Anderson earned American League Manager of the Year honors in 1984 and 1987 and managed the American League squad in the 1985 All-Star Game. He finished his time as the Tigers skipper with a franchise record 1,331 victories. Over his 26-year career as a big league manager, which included nine seasons with the Cincinnati Reds, Anderson won 2,194 games, led his teams to three World Series championships and had a .545 career winning percentage. He was inducted into the Hall of Fame in 2000 in his first year of eligibility.

	G	W	L	PCT.
Tigers' Totals - 17 years	2580	1331	1248	.516
Major League Totals - 26 years	4030	2194	1834	.545



16 HAL NEWHOUSER

HT: 6-2 WT: 180 BT: L TH: L BORN: 5/20/1921 IN DETROIT, MI

PITCHER

Date Number Retired: July 27, 1997

Tigers Career: 1939-53

Hall of Fame: 1992

Hal Newhouser sported the Olde English 'D' for 15 seasons. Newhouser is the only pitcher in Major League history to win back-to-back league Most Valuable Player awards, earning the honor in 1944 and 1945. During his 15 seasons in Detroit, Newhouser was a seven-time All-Star, led the AL in victories four times, led the league in strikeouts and ERA twice each and recorded back-to-back 300-plus inning seasons in 1944 and 1945. Newhouser helped the Tigers to the 1945 World Series, picking up a pair of wins in the seven-game series vs. Chicago. Newhouser was elected into the Hall of Fame in 1992 by the Veterans Committee.

	W-L	ERA	G	GS	CG	SHO	SV	IP	H	R	ER	HR	BB	SO
Tigers' Totals - 15 years	200-148	3.07	460	373	212	33	19	2944.0	2639	1181	1003	133	1227	1770
Major League Totals - 17 years	207-150	3.06	488	374	212	33	26	2993.0	2674	1197	1016	136	1249	1796



23 WILLIE HORTON

HT: 5-11 WT: 209 BT: R TH: R BORN: 10/18/1942 IN ARNO, VA

OUTFIELDER

Date Number Retired: July 15, 2000

Tigers Career: 1963-77

Willie Horton played 15 of his 18 Major League seasons with the Tigers, appearing in 1,515 games and hitting .276 with 262 home runs and 886 RBI. Horton was named to seven All-Star teams in his career, including earning a starting nod in the 1965 Midsummer Classic. Horton hit 20-or-more home runs in six seasons with Detroit and still ranks fourth in franchise history with 262 career homers. Horton helped the Tigers to the 1968 World Series title, including throwing out St. Louis' Lou Brock at home plate during game five. Horton was named to the "Tigers Greatest" team as selected by fans in 1969 and had his number retired on July 15, 2000.

	AVG.	G	AB	R	H	2B	3B	HR	RBI	BB	SO	SB	CS	E
Tigers' Totals - 15 years	.276	1515	5405	671	1490	211	31	262	886	469	945	14	29	55
Major League Totals - 18 years	.273	2028	7298	873	1993	284	40	325	1163	620	1313	20	38	58



INDIVIDUAL BATTING

RUNS SCORED

Two Runs in an Inning..... Ian Kinsler and Andrew Romine - 4/25/2017 vs. SEA (5th)
 Four-or-More Runs in a Game..... Ian Kinsler (4) - 8/9/2017 vs. PIT
 Five-or-More Runs in a Game..... Carlos Guillen (5) - 7/21/2008 at KC

HITS

Two Hits in an Inning..... Tyler Collins, Ian Kinsler and Andrew Romine - 4/25/2017 vs. SEA (5th)
 Five-or-More Hits in a Game..... Ian Kinsler (5) - 8/18/2015 at CHC
 Six-or-More Hits in a Game..... Carlos Pena (6) - 5/27/2004 at KC
 Five Consecutive Hits in a Game..... Omar Infante (5) - 9/6/2013 at KC
 Six Consecutive Hits in a Game..... Carlos Pena (6) - 5/27/2004 at KC

DOUBLES

Two Doubles in an Inning..... Robert Fick - 5/29/2002 at CLE
 Three-or-More Doubles in a Game..... J.D. Martinez (3) - 6/14/2016 at CWS
 Four-or-More Doubles in a Game..... Bill Bruton (4) - 5/19/1963 at WAS

TRIPLES

Two Triples in a Game..... Ian Kinsler - 7/17/2017 at KC
 Triple in Three Consecutive Games..... Ed Brinkman - 4/12-14/1973

HOME RUNS

Two Home Runs in an Inning..... Magglio Ordoñez - 8/12/2007 vs. OAK (2nd)
 Home Run from Both Sides of Plate..... Victor Martinez - 7/1/2016 at TB
 Three-or-More Home Runs in a Game..... Victor Martinez (3) - 6/16/2016 at KC
 Home Run in Four-or-More Consecutive Games..... Ian Kinsler (4) - 5/15-5/18/2016
 Home Run in Five-or-More Consecutive Games..... Marcus Thames (5) - 6/13-6/17/2008
 Lead-off Home Run..... Ian Kinsler - 8/16/2017 at TEX (Cole Hamels)
 Walk-off Home Run..... Justin Upton - 8/12/2017 vs. MIN (Matt Belisle)
 Pinch-Hit Home Run..... Victor Martinez - 9/22/2016 at MIN (Michael Tonkin)
 Inside-the-Park Home Run..... Nicholas Castellanos - 8/22/2017 vs. NYY (Chasen Shreve)
 Two-or-More Home Runs on Opening Day..... Chris Shelton (2) - 4/3/2006 at KC
 Home Run in First Major League At-Bat..... Reggie Sanders - 9/1/1974 vs. OAK (Catfish Hunter)

GRAND SLAMS

Grand Slam..... Nicholas Castellanos - 9/8/2017 at TOR (Marcus Stroman)
 Pinch-Hit Grand Slam..... Mickey Tettletle - 8/11/1991 vs. NYY (Lee Guetterman)
 Two Grand Slams in a Game..... Jim Northrup - 6/24/1968 at CLE

EXTRA-BASE HITS

Two Extra-Base Hits in an Inning..... Ian Kinsler - 5/16/2016 vs. MIN (1st)
 Four-or-More Extra Base Hits in a Game..... Nicholas Castellanos (4) - 8/19/2015 at CHC

RUNS BATTED IN

Five-or-More RBI in a Game..... James McCann (5) - 8/12/2017 vs. MIN
 Six-or-More RBI in a Game..... Justin Upton (6) - 7/30/2017 vs. HOU
 Seven-or-More RBI in a Game..... Ryan Raburn (7) - 7/25/2007 at CWS
 Eight-or-More RBI in a Game..... Jim Northrup (8) - 7/11/1973 vs. TEX
 RBI in 10-or-More Consecutive Games..... Carlos Guillen (11) - 6/16-6/28/2007 (17 RBI)

WALKS

Two Walks in an Inning..... Ivan Rodriguez - 9/23/2006 vs. KC (1st)
 Four-or-More Walks in a Game..... J.D. Martinez (4) - 5/16/2017 vs. BAL
 Five-or-More Walks in a Game..... Cecil Fielder (5) - 5/27/1991 at MIL (14 inn.)
 Four Consecutive Walks in a Game..... Miguel Cabrera (4) - 4/25/2015 vs. CLE
 Walk in 10-or-More Consecutive Games..... Tony Clark (10) - 5/24-6/5/1997
 Three Intentional Walks in a Game..... Miguel Cabrera (3) - 4/25/2015 vs. CLE

STRIKEOUTS

Two Strikeouts in an Inning..... James McCann - 6/28/2016 vs. MIA (5th)
 Four-or-More Strikeouts in a Game..... JaCoby Jones (4) - 9/24/2017 vs. MIN
 Five-or-More Strikeouts in a Game..... Prince Fielder (5) - 4/17/13 at SEA

SACRIFICES

Three Sacrifice Hits in a Game..... Deivi Cruz - 4/11/2000 vs. SEA
 Two Sacrifice Flies in a Game..... Austin Jackson - 4/17/2014 vs. CLE

HIT BY PITCH

Two Hit by Pitch in an Inning..... Mike Hessman - 9/8/2008 vs. OAK (2nd)
 Three Hit by Pitch in a Game..... Damion Easley - 7/16/2002 vs. BOS

HITTING FOR THE CYCLE

Hit for the Cycle..... Carlos Guillen - 8/1/2006 at TB

POSITION PLAYER PITCHING

Position Player Pitching..... Andrew Romine - 9/30/2017 at MIN

OPPONENTS INDIVIDUAL BATTING

HITS

Five-or-More Hits in a Game..... Avisail Garcia (5) - 9/14/2017 vs. CWS
 Six-or-More Hits in a Game..... Alex Rios (6) - 7/9/2013 vs. CWS

HOME RUNS

Three-or-More Home Runs in a Game..... Kendrys Morales (3) - 9/20/2015 vs. KC
 Lead-off Home Run..... Francisco Lindor - 9/22/2017 at CLE (Matthew Boyd)
 Walk-off Home Run..... Ryon Healy - 5/7/2017 at OAK (Francisco Rodriguez)
 Pinch-Hit Home Run..... Chris Gimenez - 10/1/2017 at MIN (Drew VerHagen)
 Inside-the-Park Home Run..... Lorenzo Cain - 9/8/2014 vs. KC (Justin Verlander)

GRAND SLAMS

Grand Slam..... Jed Lowrie - 9/19/2017 vs. OAK (Alex Wilson)
 Pinch-Hit Grand Slam..... Lonnie Chisenhall - 4/14/2017 at CLE (Francisco Rodriguez)



LAST TIME IT HAPPENED IN A GAME

RUNS BATTED IN

Five-or-More RBI in a Game.....	Jed Lowrie (5) - 9/19/2017 vs. OAK
Six-or-More RBI in a Game.....	Avisail Garcia (7) - 9/14/2017 vs. CWS
Seven-or-More RBI in a Game.....	Avisail Garcia (7) - 9/14/2017 vs. CWS
Eight-or-More RBI in a Game.....	Edwin Encarnacion (9) - 8/29/2015 at TOR
Nine-or-More RBI in a Game.....	Edwin Encarnacion (9) - 8/29/2015 at TOR
10-or-More RBI in a Game.....	Fred Lynn (10) - 6/18/1975 vs. BOS

HITTING FOR THE CYCLE

Hit for the Cycle.....	Gary Matthews, Jr. - 9/13/2006 vs. TEX
------------------------	--

POSITION PLAYER PITCHING

Position Player Pitching.....	Tyler White - 7/30/2017 vs. HOU
-------------------------------	---------------------------------

CLUB BATTING

RUNS SCORED

Five-or-More Runs in an Inning.....	7 - 9/5/2017 vs. KC (2nd)
Six-or-More Runs in an Inning.....	7 - 9/5/2017 vs. KC (2nd)
Seven-or-More Runs in an Inning.....	7 - 9/5/2017 vs. KC (2nd)
Eight-or-More Runs in an Inning.....	9 - 4/25/2017 vs. SEA (5th)
Nine-or-More Runs in an Inning.....	9 - 4/25/2017 vs. SEA (5th)
10-or-More Runs in an Inning.....	10 - 7/21/2008 at KC (8th)
15-or-More Runs in a Game.....	15 - 6/2/2017 vs. CWS
16-or-More Runs in a Game.....	19 - 4/25/2017 vs. SEA
17-or-More Runs in a Game.....	19 - 4/25/2017 vs. SEA
18-or-More Runs in a Game.....	19 - 4/25/2017 vs. SEA
19-or-More Runs in a Game.....	19 - 4/25/2017 vs. SEA
20-or-More Runs in a Game.....	20 - 4/17/1993 vs. SEA
Shut out in Back-to-Back Games.....	9/11/2017 at CLE (11-0); 9/12/2017 at CLE (2-0)
Shut out in Three Consecutive Games.....	9/29/1995 at BAL (6-0); 9/30/1995 at BAL (12-0); 10/1/1995 at BAL (4-0)

HITS

Six-or-More Hits in an Inning.....	6 - 9/5/2017 vs. KC (2nd)
Seven-or-More Hits in an Inning.....	7 - 7/2/2017 vs. CLE (9th)
Eight-or-More Hits in an Inning.....	8 - 4/25/2017 vs. SEA (5th)
Nine-or-More Hits in an Inning.....	9 - 9/26/2011 vs. CLE (8th)
10-or-More Hits in an Inning.....	11 - 8/8/2001 at TEX (9th)
20-or-More Hits in a Game.....	24 - 4/25/2017 vs. SEA
21-or-More Hits in a Game.....	24 - 4/25/2017 vs. SEA
22-or-More Hits in a Game.....	24 - 4/25/2017 vs. SEA
23-or-More Hits in a Game.....	24 - 4/25/2017 vs. SEA
24-or-More Hits in a Game.....	24 - 4/25/2017 vs. SEA
25-or-More Hits in a Game.....	26 - 9/6/2013 at KC

DOUBLES

Six-or-More Doubles in a Game.....	7 - 6/2/2017 vs. CWS
Seven-or-More Doubles in a Game.....	7 - 6/2/2017 vs. CWS
Eight-or-More Doubles in a Game.....	8 - 7/10/2014 at KC

TRIPLES

Three-or-More Triples in a Game.....	3 - 9/1/2012 vs. CWS
Four-or-More Triples in a Game.....	4 - 6/9/1983 at BOS

HOME RUNS

Back-to-Back Home Runs.....	9/14/2017 vs. CWS (Miguel Cabrera, Nicholas Castellanos, 3rd)
Three Consecutive Home Runs.....	5/20/2017 vs. TEX (Alex Avila, Miguel Cabrera, J.D. Martinez, 1st)
Four-or-More Home Runs in an Inning.....	6/1/2013 at BAL (4th)
Five-or-More Home Runs in a Game.....	6 - 9/5/2017 vs. KC
Six-or-More Home Runs in a Game.....	6 - 9/5/2017 vs. KC
Home Runs in 10-or-More Consecutive Games.....	13 - 4/4-4/18/2017
Home Runs in 11-or-More Consecutive Games.....	13 - 4/4-4/18/2017
Home Runs in 12-or-More Consecutive Games.....	13 - 4/4-4/18/2017
Home Runs in 13-or-More Consecutive Games.....	13 - 4/4-4/18/2017
Home Runs in 14-or-More Consecutive Games.....	16 - 5/6-22/1998
Home Runs in 15-or-More Consecutive Games.....	16 - 5/6-22/1998

GRAND SLAMS

Two Grand Slams in a Game.....	5/15/2009 vs. OAK (Brandon Inge/Ryan Raburn)
--------------------------------	--

EXTRA-BASE HITS

Nine-or-More Extra Base Hits in a Game.....	9 - 9/19/2017 vs. OAK
10-or-More Extra Base Hits in a Game.....	12 - 6/2/2017 vs. CWS
11-or-More Extra Base Hits in a Game.....	12 - 6/2/2017 vs. CWS
12-or-More Extra Base Hits in a Game.....	12 - 6/2/2017 vs. CWS

WALKS

10-or-More Walks in a Game.....	11 - 6/13/2016 at CWS
11-or-More Walks in a Game.....	11 - 6/13/2016 at CWS
12-or-More Walks in a Game.....	12 - 6/3/2008 at OAK (11 inn.)
13-or-More Walks in a Game.....	13 - 5/4/1994 vs. TEX
14-or-More Walks in a Game.....	14 - 8/27/1993 at OAK
15-or-More Walks in a Game.....	15 - 7/31/1959 vs. BOS
Three-or-More Intentional Walks in a Game.....	3 - 4/25/2015 vs. CLE
Four-or-More Intentional Walks in a Game.....	4 - 8/15/2010 at CWS

STRIKEOUTS

15-or-More Strikeouts in a Game.....	15 - 7/31/2017 at NYY
16-or-More Strikeouts in a Game.....	20 - 5/11/2016 at WSH
17-or-More Strikeouts in a Game.....	20 - 5/11/2016 at WSH
18-or-More Strikeouts in a Game.....	20 - 5/11/2016 at WSH
19-or-More Strikeouts in a Game.....	20 - 5/11/2016 at WSH
20-or-More Strikeouts in a Game.....	20 - 5/11/2016 at WSH



SACRIFICES

Three-or-More Sacrifice Hits in an Inning	7/12/1970 vs. NYY (2nd)
Five-or-More Sacrifice Hits in a Game	5 - 7/6/1992 vs. SEA (14 inn.)
Four-or-More Sacrifice Flies in a Game	4 - 6/10/1985 vs. BAL (11 inn.)

HIT BY PITCH

Three-or-More Hit By Pitches in an Inning	3 - 9/8/2008 vs. OAK (2nd)
Three-or-More Hit By Pitches in a Game	3 - 8/26/2017 at CWS
Four-or-More Hit By Pitches in a Game	4 - 4/30/1995 at SEA
Five-or-More Hit By Pitches in a Game	5 - 8/11/1965 vs. KC (10 inn.)

INDIVIDUAL BASERUNNING

STOLEN BASES

Two Stolen Bases in an inning	Ian Kinsler - 8/18/2017 vs. LAD (1st)
Three-or-more Stolen Bases in a Game	Rajai Davis (3) - 4/25/2015 vs. CLE
Four-or-more stolen Bases in a Game	Alex Sanchez (4) - 9/27/2003 vs. MIN

STEALS OF HOME

Steal of Home	Ryan Raburn - 8/18/2009 vs. SEA (8th)
---------------------	---------------------------------------

OPPONENTS INDIVIDUAL BASERUNNING

STOLEN BASES

Two Stolen Bases in an inning	Tim Anderson - 9/16/2017 vs. CWS (7th)
Three-or-more Stolen Bases in a Game	Cameron Maybin (3) - 5/14/2017 at LAA
Four-or-more stolen Bases in a Game	Rickey Henderson (4) - 5/30/1982 at OAK

STEALS OF HOME

Steal of Home	Andres Blanco - 5/25/16 vs. PHI (2nd)
---------------------	---------------------------------------

CLUB BASERUNNING

STOLEN BASES

Five-or-More Stolen Bases in a Game	5 - 4/25/2015 vs. CLE
Three-or-More Caught Stealing in a Game	3 - 5/26/2015 at OAK

OPPONENTS CLUB BASERUNNING

STOLEN BASES

Five-or-More Stolen Bases in a Game	5 - 5/14/2017 at LAA
Three-or-More Caught Stealing in a Game	3 - 5/26/2015 at OAK

INDIVIDUAL PITCHING

WINS

Win Five-or-More Consecutive Decisions	Matthew Boyd (5) - 7/18-8/24/2016
Win Six-or-More Consecutive Decisions	Michael Fulmer (6) - 5/10-6/12/2016
Win Seven-or-More Consecutive Decisions	Anibal Sanchez (7) - 6/9-7/22/2015
Win Eight-or-More Consecutive Decisions	Max Scherzer (13) - 4/6-7/8/2013
Win Nine-or-More Consecutive Decisions	Max Scherzer (13) - 4/6-7/8/2013
Win 10-or-More Consecutive Decisions	Max Scherzer (13) - 4/6-7/8/2013

LOSSES

Lose Five-or-More Consecutive Decisions	Anibal Sanchez (6) - 8/6-10/1/2017
Lose Six-or-More Consecutive Decisions	Anibal Sanchez (6) - 8/6-10/1/2017
Lose Seven-or-More Consecutive Decisions	Armando Galarraga (7) - 5/1-6/13/2009
Lose Eight-or-More Consecutive Decisions	Jeremy Bonderman (9) - 5/10-7/3/2003
Lose Nine-or-More Consecutive Decisions	Jeremy Bonderman (9) - 5/10-7/3/2003
Lose 10-or-More Consecutive Decisions	Mike Moore (10) - 6/29-8/31/1995

COMPLETE GAMES

Complete Game	Matthew Boyd - 9/17/2017 vs. CWS
Two-or-More Consecutive Complete Games	David Price (2) - 6/6-12/2015
Three-or-More Consecutive Complete Games	Jack Morris (3) - 9/2-12/1990
Four-or-More Consecutive Complete Games	Jack Morris (6) - 6/25-7/18/1986
Five-or-More Consecutive Complete Games	Jack Morris (6) - 6/25-7/18/1986

SHUTOUTS

Shutout	Matthew Boyd - 9/17/2017 vs. CWS
Two-or-More Consecutive Shutouts	Rick Porcello (2) - 6/26-7/1/2014
Three-or-More Consecutive Shutouts	Jack Morris (3) - 7/9-18/1986

SAVES

Save Three-or-More Consecutive Games Played by Team	Shane Greene (3) - 8/1-8/3/2017
Save Four-or-More Consecutive Games Played by Team	Todd Jones (4) - 5/1-5/5/2007
Saves in Five-or-More Consecutive Appearances	Francisco Rodriguez (7) - 9/4-9/22/2016
Saves in Six-or-More Consecutive Appearances	Francisco Rodriguez (7) - 9/4-9/22/2016
Saves in Seven-or-More Consecutive Appearances	Francisco Rodriguez (7) - 9/4-9/22/2016
Saves in Eight-or-More Consecutive Appearances	Jose Valverde (10) - 7/24-8/13/2011
Saves in Nine-or-More Consecutive Appearances	Jose Valverde (10) - 7/24-8/13/2011
Saves in 10-or-More Consecutive Appearances	Jose Valverde (10) - 7/24-8/13/2011
Three-or-More Inning Save	Drew Smyly - 6/17/2013 vs. BAL

INNINGS PITCHED

10-or-More Innings Pitched, Starter	Jack Morris (10.0) - 8/14/1989 vs. BAL
Five-or-More Innings Pitched, Reliever	Kyle Lobstein (5.2) - 8/23/2014 at TB

HITS ALLOWED

No-Hitter	Justin Verlander - 5/7/2011 at TOR
One-Hitter	Matthew Boyd - 9/17/2017 vs. CWS
13-or-More Hits in a Game	Alfredo Simon (13) - 9/20/2015 vs. KC
14-or-More Hits in a Game	Alfredo Simon (15) - 7/1/2015 vs. PIT



LAST TIME IT HAPPENED IN A GAME

15-or-More Hits in a Game Alfredo Simon (15) - 7/1/2015 vs. PIT
 16-or-More Hits in a Game Scott Sanders (16) - 4/14/1998 at TEX

RUNS ALLOWED

Eight-or-More Runs in a Game Anibal Sanchez (8) - 8/6/2017 at BAL
 Nine-or-More Runs in a Game Justin Verlander (9) - 4/15/2017 at CLE
 10-or-More Runs in a Game Max Scherzer (10) - 6/17/2014 vs. KC
 11-or-More Runs in a Game Jeremy Bonderman (11) - 7/29/2007 at LAA
 12-or-More Runs in a Game Joe Coleman (12) - 8/18/1974 at OAK
 20-or-More Consecutive Scoreless Innings, Starter Michael Fulmer (33.1) - 5/21-6/17/2016
 20-or-More Consecutive Scoreless Innings, Reliever Joaquin Benoit (22.0) - 8/3-9/27/2011

HOME RUNS ALLOWED

Three Home Runs in an Inning Anibal Sanchez - 8/6/2017 at BAL (1st)
 Back-to-Back Home Runs Matthew Boyd - 9/29/2017 at MIN (Brian Dozier/Eduardo Escobar, 2nd)
 Three Consecutive Home Runs Anibal Sanchez - 8/6/2017 at BAL (Jonathan Schoop/Chris Davis/Trey Mancini, 1st)
 Three-or-More Home Runs in a Game Justin Verlander (3) - 8/15/2017 at TEX
 Four-or-More Home Runs in a Game Anibal Sanchez (5) - 8/6/2017 at BAL
 Five-or-More Home Runs in a Game Anibal Sanchez (5) - 8/6/2017 at BAL
 Lead-off Home Run Matthew Boyd - 9/12/2017 at CLE (Francisco Lindor)
 Walk-off Home Run Francisco Rodriguez - 5/7/2017 at OAK (Ryon Healy, 9th)
 Pinch-Hit Home Run Drew VerHagen - 10/1/2017 at MIN (Chris Gimenez)
 Inside-the-Park Home Run Justin Verlander - 9/8/2014 vs. KC (Lorenzo Cain)
 Home Run to a Pitcher Kevin Jarvis - 9/2/1997 at ATL (Denny Neagle)

GRAND SLAMS ALLOWED

Grand Slam in a Game Alex Wilson - 9/19/2017 vs. OAK (Jed Lowrie)
 Two Grand Slams in a Game Daniel Schlereth - 6/28/2011 vs. NYM (Jason Bay/Carlos Beltran)
 Pinch-Hit Grand Slam Francisco Rodriguez - 4/14/2017 at CLE (Lonnie Chisenhall)

WALKS ALLOWED

Eight-or-More Walks in a Game Dontrelle Willis (8) - 6/14/2009 at PIT
 Nine-or-More Walks in a Game Jack Morris (9) - 4/14/1988 vs. TEX
 10-or-more Walks in a Game Joe Coleman (10) - 10/1/1974 vs. BAL
 No Walks Allowed, 20-or-More Consecutive Innings Justin Verlander (24.0) - 7/24-8/9/2015

STRIKEOUTS

10-or-More Strikeouts in a Game Anibal Sanchez (11) - 9/15/2017 vs. CWS
 11-or-More Strikeouts in a Game Anibal Sanchez (11) - 9/15/2017 vs. CWS
 12-or-More Strikeouts in a Game Justin Verlander (12) - 9/27/2016 vs. CLE
 13-or-More Strikeouts in a Game Max Scherzer (14) - 8/14/2014 vs. PIT
 14-or-More Strikeouts in a Game Max Scherzer (14) - 8/14/2014 vs. PIT
 15-or-More Strikeouts in a Game Anibal Sanchez (17) - 4/26/2013 vs. ATL
 Six-or-More Strikeouts in a Game, Reliever Chad Bell (6) - 8/23/2017 vs. NYY
 Consecutive Double-Digit Strikeout Games Justin Verlander (2) - 9/22-9/27/2016

HIT BY PITCH

Hit Two Batters in an Inning Myles Jaye - 9/2/2017 vs. CLE (9th)
 Hit Three-or-More Batters in a Game Doug Fister (3) - 5/21/2013 at LAA
 Hit Four-or-More Batters in a Game Frank Lary (4) - 7/21/1960 vs. WAS

WILD PITCHES

Two-or-More Wild Pitches in an Inning Jairo Labourt (2) - 9/3/2017 vs. CLE (9th)
 Three-or-More Wild Pitches in a Game Alfredo Simon (3) - 8/25/2015 vs. LAA

OPPONENTS INDIVIDUAL PITCHING

HITS ALLOWED

No Hits in a Game Henderson Alvarez - 9/29/2013 at MIA
 One Hit in a Game Jeff Samardzija - 9/21/2015 vs. CWS
 13-or-More Hits in a Game Miguel Gonzalez (14) - 4/30/2017 vs. CWS
 14-or-More Hits in a Game Miguel Gonzalez (14) - 4/30/2017 vs. CWS
 15-or-More Hits in a Game Greg Swindell (17) - 6/5/1988 vs. CLE
 16-or-More Hits in a Game Greg Swindell (17) - 6/5/1988 vs. CLE
 17-or-More Hits in a Game Greg Swindell (17) - 6/5/1988 vs. CLE
 18-or-More Hits in a Game Reggie Cleveland (18) - 9/25/1977 vs. BOS

RUNS ALLOWED

Shutout Corey Kluber - 9/12/2017 at CLE
 Eight-or-More Runs in a Game Erasmo Ramirez (10) - 6/16/2017 vs. TB
 Nine-or-More Runs in a Game Erasmo Ramirez (10) - 6/16/2017 vs. TB
 10-or-More Runs in a Game Erasmo Ramirez (10) - 6/16/2017 vs. TB
 11-or-More Runs in a Game Dustin McGowan (12) - 8/21/2005 vs. TOR
 12-or-More Runs in a Game Dustin McGowan (12) - 8/21/2005 vs. TOR

HOME RUNS ALLOWED

Three Home Runs in an Inning A.J. Griffin (3) - 5/20/2017 vs. TEX (1st)
 Back-to-Back Home Runs James Shields - 9/14/2017 vs. CWS (Miguel Cabrera/Nicholas Castellanos, 3rd)
 Three Consecutive Home Runs A.J. Griffin - 5/20/2017 vs. TEX (Alex Avila/Miguel Cabrera/J.D. Martinez, 1st)
 Three-or-More Home Runs in a Game James Shields (3) - 9/14/2017 vs. CWS
 Four-or-More Home Runs in a Game A.J. Griffin (4) - 5/20/2017 vs. TEX
 Five-or-More Home Runs in a Game Josh Beckett (5) - 4/7/2012 vs. BOS

WALKS ALLOWED

Eight-or-More Walks in a Game Ricky Romero (8) - 8/21/2012 vs. TOR
 Nine-or-More Walks in a Game Bobby Witt (10) - 8/15/1992 at TEX
 10-or-More Walks in a Game Bobby Witt (10) - 8/15/1992 at TEX

STRIKEOUTS

10-or-More Batters in a Game German Marquez (10) - 8/29/2017 at COL
 11-or-More Batters in a Game Carlos Carrasco (11) - 7/7/2017 at CLE
 12-or-More Batters in a Game Julio Teheran (12) - 10/2/2016 at ATL
 13-or-More Batters in a Game Max Scherzer (20) - 5/11/2016 at WSH
 14-or-More Batters in a Game Max Scherzer (20) - 5/11/2016 at WSH
 15-or-More Batters in a Game Max Scherzer (20) - 5/11/2016 at WSH
 Six-or-More Strikeouts in a Game, Reliever Justin Haley (6) - 4/13/2017 vs. MIN

LAST TIME IT HAPPENED IN A GAME



CLUB PITCHING

COMPLETE GAMES

Back-to-Back Complete Games 8/20-21/2014 at TB (Rick Porcello/David Price)

SHUTOUTS

Back-to-Back Shutouts 8/13-8/14/2016 at TEX

HITS ALLOWED

15-or-More Hits in a Game 17 - 9/16/2017 vs. CWS
 16-or-More Hits in a Game 17 - 9/16/2017 vs. CWS
 17-or-More Hits in a Game 17 - 9/16/2017 vs. CWS
 18-or-More Hits in a Game 25 - 9/14/2017 vs. CWS
 19-or-More Hits in a Game 25 - 9/14/2017 vs. CWS
 20-or-More Hits in a Game 25 - 9/14/2017 vs. CWS
 21-or-More Hits in a Game 25 - 9/14/2017 vs. CWS
 22-or-More Hits in a Game 25 - 9/14/2017 vs. CWS
 23-or-More Hits in a Game 25 - 9/14/2017 vs. CWS
 24-or-More Hits in a Game 25 - 9/14/2017 vs. CWS
 25 or More Hits in a Game 25 - 9/14/2017 vs. CWS
 No Hits in a Game 5/7/2011 at TOR (Justin Verlander)
 One Hit in a Game 9/17/2017 vs. CWS (Matthew Boyd)
 Two Hits in a Game 7/15/2017 vs. TOR (Michael Fulmer/Alex Wilson)

RUNS ALLOWED

Five-or-More Runs in an Inning 5 - 9/24/2017 vs. MIN (6th)
 15-or-More Runs in a Game 17 - 9/14/2017 vs. CWS
 16-or-More Runs in a Game 17 - 9/14/2017 vs. CWS
 17-or-More Runs in a Game 17 - 9/14/2017 vs. CWS
 18-or-More Runs in a Game 20 - 8/22/2014 at MIN
 19-or-More Runs in a Game 20 - 8/22/2014 at MIN
 20-or-More Runs in a Game 20 - 8/22/2014 at MIN

HOME RUNS ALLOWED

Back-to-Back Home Runs 9/29/2017 at MIN - Brian Dozier/Eduardo Escobar (Matthew Boyd)
 Three Consecutive Home Runs 8/6/2017 at BAL - Jonathan Schoop/Chris Davis/Trey Mancini (Anibal Sanchez)
 Five-or-More Home Runs in a Game 5 - 8/6/2017 at BAL
 Walk-Off Home Run Ryon Healy - 5/7/2017 at OAK (Francisco Rodriguez, 9th)
 Two Grand Slams in a Game 6/28/2011 vs. NYM (Jason Bay/Carlos Beltran)

WALKS ALLOWED

10-or-More Walks in a Nine-Inning Game 10 - 9/21/2017 vs. MIN
 10-or-More Walks in a Game 10 - 9/21/2017 vs. MIN
 11-or-More Walks in a Game 14 - 8/10/2014 at TOR (19 inn.)
 12-or-More Walks in a Game 14 - 8/10/2014 at TOR (19 inn.)
 13-or-More Walks in a Game 14 - 8/10/2014 at TOR (19 inn.)
 14-or-More Walks in a Game 14 - 8/10/2014 at TOR (19 inn.)
 15-or-More Walks in a Game 15 - 5/8/2004 at TEX (10 inn.)

STRIKEOUTS

14-or-More Strikeouts in a Nine-Inning Game 14 - 9/19/2017 vs. OAK
 14-or-More Strikeouts in a Game 14 - 9/19/2017 vs. OAK
 15-or-More Strikeouts in a Game 15 - 7/23/2017 at MIN
 16-or-More Strikeouts in a Game 17 - 9/22/2016 at MIN
 17-or-More Strikeouts in a Game 17 - 9/22/2016 at MIN
 18-or-More Strikeouts in a Game 18 - 5/2/2013 at HOU
 19-or-More Strikeouts in a Game 19 - 4/17/2013 at SEA (14 inn.)
 20-or-More Strikeouts in a Game 20 - 6/5/2001 at BOS (18 inn.)

HIT BY PITCH

Three-or-More Batters in a Game 3 - 7/26/2017 vs. KC

PITCHERS BATTING

HOME RUNS

Home Run Daniel Norris - 8/19/2015 at CHC (Jon Lester)
 Inside-the-Park Home Run Frank Lary - 4/17/1956 vs. OAK (Alex Kellner)

STOLEN BASES

Stolen Base Mickey Lolich - 4/14/1970 vs. CLE
 Caught Stealing Joe Coleman - 4/30/1972 vs. CWS

PINCH-HITTING AND PINCH-RUNNING

Pinch-Hit Appearance Dontrelle Willis - 5/23/2010 at LAD
 Pinch-Run Appearance Adam Bernero - 6/8/2003 at SF

CLUB FIELDING

ERRORS

Four-or-More Errors in a Game 4 - 9/29/2015 at TEX
 Five-or-More Errors in a Game 5 - 8/31/2014 at CWS
 Six-or-More Errors in a Game 6 - 6/25/2013 vs. LAA

DOUBLE AND TRIPLE PLAYS

Five-or-More Double Plays in a Game 5 - 9/26/2009 at CWS
 Six-or-More Double Plays in a Game 6 - 4/13/1984 at BOS
 Triple Play 9/8/2017 at TOR (Jeimer Candelario/Ian Kinsler/Efren Navarro)



LAST TIME IT HAPPENED IN A GAME

OPPONENTS CLUB FIELDING

ERRORS

Four-or-More Errors in a Game.....	4 - 8/6/2014 at NYY
Five-or-More Errors in a Game.....	5 - 9/27/2012 vs. KC
Six-or-More Errors in a Game.....	6 - 10/1/1989 at NYY

TRIPLE PLAYS

Triple Play.....	8/3/17 at BAL (Manny Machado/Jonathan Schoop/Chris Davis)
------------------	---

CLUB MISCELLANEOUS

WINS

Eight-or-More Consecutive Wins.....	8 - 7/25-8/3/2016
Nine-or-More Consecutive Wins.....	12 - 7/26-8/8/2013
10-or-More Consecutive Wins.....	12 - 7/26-8/8/2013
Eight-or-More Consecutive Wins, Home.....	9 - 7/14-8/15/2013
Nine-or-More Consecutive Wins, Home.....	9 - 7/14-8/15/2013
10-or-More Consecutive Wins, Home.....	10 - 7/18-8/7/2012
Eight-or-More Consecutive Wins, Road.....	11 - 4/29-5/18/2014
Nine-or-More Consecutive Wins, Road.....	11 - 4/29-5/18/2014
10-or-More Consecutive Wins, Road.....	11 - 4/29-5/18/2014

LOSSES

Eight-or-More Consecutive Losses.....	9 - 9/18-9/27/2017
Nine-or-More Consecutive Losses.....	9 - 9/18-9/27/2017
10-or-More Consecutive Losses.....	10 - 9/13-22/2003
Eight-or-More Consecutive Losses, Home.....	9 - 8/8-8/23/2003
Nine-or-More Consecutive Losses, Home.....	9 - 8/8-8/23/2003
10-or-More Consecutive Losses, Home.....	10 - 7/28/-8/12/1998
Eight-or-More Consecutive Losses, Road.....	8 - 8/5-8/25/2017
Nine-or-More Consecutive Losses, Road.....	10 - 6/27-7/29/2010
10-or-More Consecutive Losses, Road.....	10 - 6/27-7/29/2010

DOUBLEHEADERS

Win Both Games, Home.....	7/24/2009 vs. CWS
Win Both Games, Road.....	9/22/2016 at MIN
Lose Both Games, Home.....	9/1/2017 vs. CLE
Lose Both Games, Road.....	10/1/2010 at BAL
Split, Home.....	7/1/2017 vs. CLE
Split, Road.....	5/27/2017 at CWS
Day-Night Doubleheader.....	9/1/2017 vs. CLE

EXTRA-INNING GAMES

Back-to-Back Extra-Inning Games.....	6/19/2016 at KC, 6/20/2016 vs. SEA
Three Consecutive Extra-Inning Games.....	9/16-9/19/2015 (MIN, KC, KC)
Win Back-to-Back Extra-Inning Games.....	9/16-9/19/2015 (MIN, KC, KC)
Lose Back-to-Back Extra-Inning Games.....	7/23/2015 vs. SEA, 7/24/2015 at BOS
15-or-More Innings.....	15 - 8/9/2016 at SEA
16-or-More Innings.....	19 - 8/10/2014 at TOR
17-or-More Innings.....	19 - 8/10/2014 at TOR
18-or-More Innings.....	19 - 8/10/2014 at TOR
19-or-More Innings.....	19 - 8/10/2014 at TOR
20-or-More Innings.....	22 - 6/24/1962 vs. NYY
21-or-More Innings.....	22 - 6/24/1962 vs. NYY
22-or-More Innings.....	22 - 6/24/1962 vs. NYY

ONE-RUN GAMES

Three-or-More Consecutive One-Run Games.....	3 - 5/9-5/11/2016 (at WSH)
Four-or-More Consecutive One-Run Games.....	4 - 6/25-30/2015 (CWS, CWS, PIT)
Five-or-More Consecutive One-Run Games.....	5 - 8/10-15/2005 (TOR, KC, KC, BOS, BOS)
Win Three-or-More Consecutive One-Run Games.....	3 - 8/11-8/13/2011 (CLE, BAL, BAL)
Lose Three-or-More Consecutive One-Run Games.....	3 - 9/27-9/29/2013 (MIA, MIA, MIA)
Win 1-0 Game.....	7/18/2016 vs. MIN
Lose 1-0 Game.....	6/23/2017 at SD

COMEBACKS/LEADS LOST

Comeback to Win, Trailing by Five Runs-or-More.....	5 - 8/12/2017 vs. MIN (Trailed 11-6 after 6.0 inn., Won 12-11 in 9 inn.)
Lose After Leading by Five Runs-or-More.....	7 - 6/13/2016 at CWS (Lead 7-0 after 2.5 inn., Lost 10-9 in 12 inn.)

CLOSING TIME

Jose Valverde established the Tigers single-season record with 49 saves for the club during the 2011 season. Todd Jones is the only pitcher in club history to register 30-or-more saves in a single season five different times and he holds three of the top 10 single-season saves totals in Tigers history. The following is a list of the top 10 single-season saves totals in club history:

Rank	Player	Year	Saves
1	Jose Valverde	2011	49
2	Francisco Rodriguez	2016	44
3	Todd Jones	2000	42
4	John Hiller	1973	38
	Todd Jones	2007	38
6	Todd Jones	2006	37
	Fernando Rodney	2009	37
8	Jose Valverde	2012	35
	Joe Nathan	2014	35
10	Guillermo Hernandez	1984	32



INDIVIDUAL BATTING

BATTING AVERAGE

Highest Average, Career (Min. 2000 AB)	369	Ty Cobb	1905-26
Highest Average by Righthander, Season	403	Harry Heilmann	1923
Highest Average by Lefthander, Season	420	Ty Cobb	1911
Highest Average by Switchhitter, Season	335	Victor Martinez	2014
Highest Average by Rookie, Season	343	Dale Alexander	1929

GAMES PLAYED

Most Games Played, Career	2,834	Al Kaline	1953-74
Most Games Played, Season	163	Rocky Colavito	1961
Most Consecutive Games Played	511	Charlie Gehringer	9/3/1927-5/7/1931
Most Games Played, Rookie	162	Jake Wood	1961
Most Seasons with Tigers	22	Ty Cobb	1905-26
		Al Kaline	1953-74

AT-BATS

Most At-Bats, Career	10,586	Ty Cobb	1905-26
Most At-Bats by Righthander, Season	684	Ian Kinsler	2014
Most At-Bats by Lefthander, Season	643	Lou Whitaker	1983
Most At-Bats by Switchhitter, Season	615	Tito Fuentes	1977
Most At-Bats by Rookie, Season	679	Harvey Kuenn	1953
Most At-Bats, No Hits, Doubleheader	13	Brian Hunter (26 inn.)	7/20/1998 at NY

RUNS SCORED

Most Runs, Career	2,087	Ty Cobb	1905-26
Most Runs, Season	147	Ty Cobb	1911
Most Runs by Rookie, Season	128	Roy Johnson	1929
Most Runs, Nine-Inning Game	5	Many players.. (last, Carlos Guillen, 7/21/2008 at KC)	

HITS

Most Hits, Career	3,902	Ty Cobb	1905-26
Most Hits by Pinch-Hitter, Career	107	Gates Brown	1963-75
Most Hits by Righthander, Season	237	Harry Heilmann	1921
Most Hits by Lefthander, Season	248	Ty Cobb	1911
Most Hits by Switchhitter, Season	190	Tito Fuentes	1977
Most Hits by Rookie, Season	215	Dale Alexander	1929
Most Hits by Pinch-Hitter, Season	19	Bob Fothergill	1929
Most Hits by Righthanded Pinch-Hitter, Season	19	Bob Fothergill	1929
Most Hits by Lefthanded Pinch-Hitter, Season	18	Gates Brown	1968
Most Hits by Switch-Hitting Pinch-Hitter, Season	12	Johnny Neun	1926
Most Hits, Nine-Inning Game	6	Bill Nance	7/13/1901 at CLE
		Ty Cobb	5/5/1925 at STL
		George Kell	9/20/1946 at CLE
		Damion Easley	8/8/2001 at TEX
		Carlos Pena	5/27/2004 at KC
Most Hits, Extra-Inning Game	7	Rocky Colavito	6/24/1962 vs. NYY (22 inn.)
		Cesar Gutierrez	6/21/1970 at CLE (12 inn.)
Most Consecutive Hits, Season	12	Walt Dropo (0 BB)	7/14-7/15/1952
Longest Hitting Streak, Season	40	Ty Cobb	1911

EXTRA-BASE HITS

Most Extra-Base Hits, Career	1,062	Ty Cobb	1905-26
Most Extra-Base Hits by Righthander, Season	103	Hank Greenberg	1937
Most Extra-Base Hits by Lefthander, Season	87	Charlie Gehringer	1936
Most Extra-Base Hits by Switchhitter, Season	71	Tony Clark	1998
Most Extra-Base Hits by Rookie, Season	83	Dale Alexander	1929
Most Extra-Base Hits, Game	4	Many players.... (last, Nicholas Castellanos, 8/19/2015 at CHC)	
Most Extra-Base Hits, Inning	2	Many players.... (last, Ian Kinsler, 5/16/2016 vs. MIN)	

TOTAL BASES

Most Total Bases, Career	5,472	Ty Cobb	1905-26
Most Total Bases by Righthander, Season	397	Hank Greenberg	1937
Most Total Bases by Lefthander, Season	367	Ty Cobb	1911
Most Total Bases by Switchhitter, Season	317	Victor Martinez	2014
Most Total Bases by Rookie, Season	363	Dale Alexander	1929
Most Total Bases, Game	16	Ty Cobb	5/5/1925 at STL
Most Total Bases, Inning	8	Al Kaline	4/17/1955 vs. KC
		Magglio Ordoñez	8/12/2007 vs. OAK

SINGLES

Most Singles, Career	2,840	Ty Cobb	1905-26
Most Singles by Righthander, Season	167	Harvey Kuenn	1953
Most Singles by Lefthander, Season	169	Ty Cobb	1911
Most Singles by Switchhitter, Season	156	Tito Fuentes	1977
Most Singles by Rookie, Season	167	Harvey Kuenn	1953

DOUBLES

Most Doubles, Career	665	Ty Cobb	1905-26
Most Doubles by Righthander, Season	63	Hank Greenberg	1934
Most Doubles by Lefthander, Season	60	Charlie Gehringer	1936
Most Doubles by Switchhitter, Season	42	Billy Rogell	1933
Most Doubles by Rookie, Season	45	Roy Johnson	1929
Most Doubles, Game	4	Pop Dillon	4/25/1901 vs. MIL
		Bill Bruton	5/19/1963 at WAS
Most Consecutive Doubles, Game	4	Bill Bruton	5/19/1963 at WAS
Most Doubles, Inning	2	Pop Dillon	4/25/1901 vs. MIL
		Tony Clark	8/22/1997 at MIL
		Robert Fick	5/29/2002 at CLE



TIGERS RECORD BOOK

TRIPLES

Most Triples, Career.....	286	Ty Cobb.....	1905-26
Most Triples by Righthander, Season.....	16	Harry Heilmann.....	1924
		Hank Greenberg.....	1935
Most Triples by Lefthander, Season.....	26	Sam Crawford.....	1914
Most Triples by Switchhitter, Season.....	14	Billy Lush.....	1903
		Lu Blue.....	1926
Most Triples by Rookie, Season.....	17	Charlie Gehringer.....	1926
Most Triples, Nine-Inning Game.....	3	Charlie Gehringer.....	8/5/1929 at WAS

HOME RUNS

Most Home Runs, Career.....	399	Al Kaline.....	1953-74
Most Home Runs by Righthander, Season.....	58	Hank Greenberg.....	1938
Most Home Runs by Lefthander, Season.....	41	Norm Cash.....	1961
Most Home Runs by Switchhitter, Season.....	34	Tony Clark.....	1998
Most Home Runs by Rookie, Season.....	35	Rudy York.....	1937
Most Home Runs by Pinch-Hitter, Career.....	16	Gates Brown.....	1963-75
Most Home Runs by Pinch-Hitter, Season.....	3	12 times.....	(last, Victor Martinez, 2016)
Most Home Runs, Game.....	3	24 times.....	(last, Victor Martinez, 6/16/2016 at KC)
Most Lead-Off Home Runs, Career.....	24	Curtis Granderson.....	2004-09
Most Lead-Off Home Runs, Season.....	8	Ian Kinsler.....	2016
Most Inside-the-Park Home Runs, Career.....	47	Ty Cobb.....	1905-26
Most Inside-the-Park Home Runs, Season.....	9	Ty Cobb.....	1909
Most Home Runs at Home, Season.....	39	Hank Greenberg.....	1938
Most Home Runs on the Road, Season.....	27	Rocky Colavito.....	1961
		Miguel Cabrera.....	2013
Most Home Runs, Month.....	18	Rudy York.....	8/1937
Most Home Runs in April.....	10	Cecil Fielder.....	1996
		Chris Shelton.....	2006
Most Home Runs in May.....	12	Willie Horton.....	1968
		Miguel Cabrera.....	2013
Most Home Runs in June.....	14	Norm Cash.....	1961
Most Home Runs in July.....	15	Hank Greenberg.....	1938
Most Home Runs in August.....	18	Rudy York.....	1937
Most Home Runs in September.....	16	Hank Greenberg.....	1946
Most Games, Switch-Hitting Home Runs, Season.....	3	Tony Clark.....	1998
Most Home Runs, Opening Day.....	3	Dmitri Young.....	4/4/2005 vs. KC
Most Home Runs, Doubleheader.....	4	Charlie Maxwell.....	5/3/1959 vs. NYY
		Rocky Colavito.....	8/27/1961 at WAS
Most Home Runs, Inning.....	2	Al Kaline.....	4/17/1955 vs. KC (6th)
		Magglio Ordoñez.....	8/12/2007 vs. OAK (2nd)
Most Consecutive Home Runs, Two Games.....	4	Hank Greenberg.....	7/26-7/27/1938 vs. WAS
		Charlie Maxwell.....	5/3/1959 vs. NYY (DH)
		Larry Herndon.....	5/16-5/18/1982 vs. MIN, vs. OAK
		Bobby Higginson.....	6/30-7/1/1997 vs. NYM
Most Consecutive Games with a Home Run.....	5	Rudy York.....	8/22-8/25/1937
		Hank Greenberg.....	9/10-9/14/1940
		Vic Wertz.....	7/27-8/1/1950
		Willie Horton.....	8/29-9/1/1969
		Marcus Thames.....	6/13-17/2008
Most Home Runs, Consecutive Games.....	5	Ty Cobb.....	5/5-5/6/1925 at STL
Most Extra-Inning Home Runs, Career.....	9	Lance Parrish.....	1977-86
Most Extra-Inning Home Runs, Season.....	5	Charlie Maxwell.....	1960
Youngest Player to Hit a Home Run.....	18 years, 279 days	Ty Cobb.....	9/23/1905
Oldest Player to Hit a Home Run.....	42 years, 51 days	Doc Cramer.....	9/11/1947

GRAND SLAMS

Most Grand Slams, Career.....	10	Hank Greenberg.....	1930-46
		Rudy York.....	1934-45
		Cecil Fielder.....	1990-96
Most Grand Slams, Season.....	4	Rudy York.....	1938
		Jim Northrup.....	1968
Most Grand Slams, Month.....	3	Rudy York.....	5/1938
		Hank Greenberg.....	6/1968
Most Grand Slams, Week.....	3	Jim Northrup.....	6/24-6/29/1968
Most Grand Slams, Game.....	2	Jim Northrup.....	6/24/1968 at CLE

RUNS BATTED IN (since 1920)

Most RBI, Career.....	1,582	Al Kaline.....	1953-74
Most RBI by Righthander, Season.....	183	Hank Greenberg.....	1937
Most RBI by Lefthander, Season.....	132	Vic Wertz.....	1949
		Norm Cash.....	1961
Most RBI by Switchhitter, Season.....	117	Tony Clark.....	1997
Most RBI by Rookie, Season.....	137	Dale Alexander.....	1929
Most RBI in a Month.....	50	Rudy York.....	8/1937
Most RBI in April.....	28	Miguel Cabrera.....	2013
Most RBI in May.....	43	Ty Cobb.....	1925
Most RBI in June.....	47	Hank Greenberg.....	1935
Most RBI in July.....	41	Bob Fothergill.....	1927
Most RBI in August.....	50	Rudy York.....	1937
Most RBI in September.....	39	Rudy York.....	1940
		Hank Greenberg.....	1946
Most RBI Prior to the All-Star Break.....	103	Hank Greenberg.....	1935
Most RBI After the All-Star Break.....	110	Hank Greenberg.....	1937
Most Consecutive Games with an RBI.....	12	Mickey Cochrane.....	7/31-8/12/1934
		Rudy York.....	9/11-9/20/1940

TIGERS RECORD BOOK



Most RBI, Game.....	8.....	Harry Heilmann.....	7/26/1928 vs. NYY
		Jim Northrup.....	6/24/1968 at CLE
		Jim Northrup.....	7/11/1973 vs. TEX

SACRIFICES

Most Sacrifice Hits, Career.....	327.....	Donie Bush.....	1908-21
Most Sacrifice Hits by Righthander, Season.....	43.....	Germany Schaefer.....	1908
Most Sacrifice Hits by Lefthander, Season.....	36.....	Bobby Veach.....	1922
Most Sacrifice Hits by Switchhitter, Season.....	52.....	Donie Bush.....	1909
Most Sacrifice Hits by Rookie, Season.....	52.....	Donie Bush.....	1909
Most Sacrifice Flies, Career.....	104.....	Al Kaline.....	1953-74
Most Sacrifice Flies by Righthander, Season.....	13.....	Lance Parrish.....	1983
		Travis Fryman.....	1994
Most Sacrifice Flies by Lefthander, Season.....	11.....	Rusty Staub.....	1976, 1978
Most Sacrifice Flies by Switchhitter, Season.....	8.....	Carlos Guillen.....	2007
		Victor Martinez.....	2013
Most Sacrifice Flies by Rookie, Season.....	8.....	Lou Whitaker.....	1978

HIT BY PITCH

Most Hit by Pitch, Career.....	114.....	Bill Freehan.....	1961-76
Most Hit by Pitch by Righthander, Season.....	24.....	Bill Freehan.....	1968
Most Hit by Pitch by Lefthander, Season.....	17.....	Heinie Manush.....	1923
		Prince Fielder.....	2012
Most Hit by Pitch by Switchhitter, Season.....	11.....	Dmitri Young.....	2003
Most Hit by Pitch by Rookie, Season.....	17.....	Heinie Manush.....	1923
Most Hit by Pitch, Game.....	3.....	Bill Freehan.....	8/16/1968 at BOS
		Damion Easley.....	5/31/1999 at BOS
		Damion Easley.....	7/16/2002 vs. BOS

WALKS

Most Walks, Career.....	1,277.....	Al Kaline.....	1953-74
Most Walks by Righthander, Season.....	135.....	Eddie Yost.....	1959
Most Walks by Lefthander, Season.....	124.....	Norm Cash.....	1961
Most Walks by Switchhitter, Season.....	137.....	Roy Cullenbine.....	1947
Most Walks by Rookie, Season.....	103.....	Lu Blue.....	1921
Most Consecutive Walks.....	7.....	Billy Rogell.....	8/17-8/19/1938
Most Consecutive Games, One-or-More Walks.....	22.....	Roy Cullenbine.....	7/2-7/22/1947
Most Walks, Nine-Inning Game.....	5.....	Kid Elberfield.....	8/1/1902 vs. WAS
		Jo-Jo White.....	4/18/1935 vs. CWS
		Billy Rogell.....	8/18/1938 vs. CWS
Most Intentional Walks, Career.....	156.....	Miguel Cabrera.....	2008-17
Most Intentional Walks, Season.....	32.....	Miguel Cabrera.....	2010
Most Intentional Walks, Game.....	3.....	Jerry Priddy.....	9/22/1951 vs. CLE
		Bill Freehan.....	6/2/1971 at MIN
		Miguel Cabrera.....	8/15/2010 at CWS
		Miguel Cabrera.....	4/25/2015 vs. CLE

STRIKEOUTS

Most Strikeouts, Career.....	1,189.....	Brandon Inge.....	2001-12
Most Strikeouts by Righthander, Season.....	182.....	Cecil Fielder.....	1990
Most Strikeouts by Lefthander, Season.....	174.....	Curtis Granderson.....	2006
Most Strikeouts by Switchhitter, Season.....	158.....	Melvin Nieves.....	1996
Most Strikeouts by Rookie, Season.....	170.....	Austin Jackson.....	2010
Fewest Strikeouts, Season.....	13.....	George Cutshaw.....	1922
		Charlie Gehringer.....	1936
		Doc Cramer.....	1943
		George Kell.....	1949
		Harvey Kuenn.....	1954
Most Strikeouts, Nine-Inning Game.....	5.....	Chet Laabs.....	10/2/1938 at CLE
		Danny Bautista.....	5/28/1995 vs. CWS
		Craig Monroe.....	6/14/2007 vs. MIL

GROUNDING INTO DOUBLE PLAYS

Most Grounding into DP, Career.....	271.....	Al Kaline.....	1953-74
Most Grounding into DP by Righthander, Season.....	29.....	Jimmy Bloodworth.....	1943
Most Grounding into DP by Lefthander, Season.....	27.....	Rusty Staub.....	1977
Most Grounding into DP by Switchhitter, Season.....	23.....	Victor Martinez.....	2013
Most Grounding into DP by Rookie, Season.....	23.....	Dick Wakefield.....	1943
		Sam Vico.....	1948
Fewest Grounding into DP, Season.....	0.....	Dick McCulliffe.....	1968
Most Grounding into DP, Nine-Inning Game.....	4.....	Goose Goslin.....	4/28/1934 vs. CLE

SLUGGING PERCENTAGE

Highest Slugging Percentage, Career.....	.616.....	Hank Greenberg.....	1930-46
Highest Slugging Percentage by Righthander, Season.....	.683.....	Hank Greenberg.....	1938
Highest Slugging Percentage by Lefthander, Season.....	.662.....	Norm Cash.....	1961
Highest Slugging Percentage by Switchhitter, Season.....	.565.....	Victor Martinez.....	2014
Highest Slugging Percentage by Rookie, Season.....	.580.....	Dale Alexander.....	1929

ON-BASE PERCENTAGE

Highest On-Base Percentage, Career.....	.434.....	Ty Cobb.....	1905-26
Highest On-Base Percentage by Righthander, Season.....	.481.....	Harry Heilmann.....	1923
Highest On-Base Percentage by Lefthander, Season.....	.487.....	Norm Cash.....	1961
Highest On-Base Percentage by Switchhitter, Season.....	.443.....	Tony Phillips.....	1993
Highest On-Base Percentage by Rookie, Season.....	.416.....	Lu Blue.....	1921



TIGERS RECORD BOOK

CLUB BATTING

BATTING AVERAGE

Highest Average, Season	.316	1921
Most Players Batting .300 or Over, Season (Min. 400 AB)	5	1921, 1922, 1929, 1934, 2013
Lowest Average, Season	.231	1904

AT-BATS

Most At-Bats, Season	5,757	2007
Fewest At-Bats, Season	3,600	1981
Fewest At-Bats, Nine-Inning Game	20	4/27/1915 vs. STL

RUNS SCORED

Most Runs, Season	958	1934
Fewest Runs, Season	427	1981
Most Runs, Month	223	8/1937
Most Runs, April	169	1993
Most Runs, May	220	1921
Most Runs, June	215	1935
Most Runs, July	214	1927
Most Runs, August	223	1937
Most Runs, September	189	1923
Most Runs, September/October	254	1923
Most Runs, Game	21	9/15/1901 vs. CLE (8 inn.) 7/17/1908 at PHI 7/25/1920 vs. STL 7/1/1936 at CWS

Most Runs, Extra-Inning Game	16	9/14/1998 vs. CWS (12 inn.)
Most Runs, Doubleheader	36	8/14/1937; 16-1, 20-7 vs. STL
Most Runs, Shutout Game	21	9/15/1901 vs. CLE (8 inn.)
Most Runs by Tigers in a Loss, Nine-Inning Game	15	9/9/1921 at CWS
Most Runs by Tigers in a Loss, Extra-Inning Game	16	9/14/1998 vs. CWS (12 inn.)
Most Runs by Both Clubs, Game	35	9/9/1921; DET 15 at CWS 20 4/24/1996; DET 11 vs. MIN 24
Most Runs, Inning	13	6/17/1925 at NYY (6th) 8/8/2001 at TEX (9th) 6/17/1925 at NYY (6th)
Most Runs, Start of an Inning, None Out	11	

HITS

Most Hits, Season	1,724	1921
Fewest Hits, Season	922	1981
Most Players with 200-or-More Hits, Season	4	1937
Most Games Held Hitless, Season	2	1967, 1973
Most Hits, Nine-Inning Game	27	9/29/1928 vs. NYY 5/27/2004 at KC
Most Hits by Both Clubs, Nine-Inning Game	44	9/29/1928; DET 27 vs. NYY 17
Most Hits by Pinch-Hitters, Game	4	4/22/1953 vs. CWS
Most Consecutive Hits, Game	10	9/20/1983 vs. BAL (1st, 1BB)
Fewest Hits, Game	0	14 times (last, 9/29/2013 at MIA)
Most Players with Four-or-More Hits, Nine-Inning Game	3	many times (last, 5/27/2004 at KC)

EXTRA-BASE HITS

Most Extra-Base Hits, Season	579	2007
Fewest Extra-Base Hits, Season	210	1918

TOTAL BASES

Most Total Bases, Season	2,635	2007
Fewest Total Bases, Season	1,323	1981

SINGLES

Most Singles, Season	1,298	1921
Fewest Singles, Season	646	1994
Most Singles, Game	21	6/13/1934 at BOS 7/1/1936 at CWS

DOUBLES

Most Doubles, Season	352	2007
Fewest Doubles, Season	141	1902, 1918
Most Doubles, Game	10	7/14/1934 vs. NYY 7/10/1935 at WAS

TRIPLES

Most Triples, Season	101	1913
Fewest Triples, Season	16	1992
Most Triples, Game	6	6/17/1922 vs. NYY

HOME RUNS

Most Home Runs, Season	225	1987
Fewest Home Runs, Season	10	1906
Most Home Runs, April	41	1996
Most Home Runs, May	44	1962, 1994
Most Home Runs, June	48	1987
Most Home Runs, July	45	1973
Most Home Runs, August	49	1937
Most Home Runs, September	45	1999
Most Home Runs at Home, Season	125	1987
Most Home Runs on the Road, Season	122	2006
Most Lead Off Home Runs, Season	8	2007, 2009, 2016
Most Extra-Inning Home Runs, Season	7	1960, 1966, 1984
Most Inside-the-Park Home Runs, Season	17	1901, 1909
Most Home Runs by Pinch-Hitters, Season	8	1971
Most Home Runs by Pitchers, Season	8	1957
Most Players with 40 or More Home Runs, Season	2	1961

TIGERS RECORD BOOK



Most Home Runs, Game	8	twice (last, 6/18/2006 at CHC)
Most Home Runs by Both Clubs, Game.....	12	twice (last, 7/2/2002; DET 6 at CWS 6)
Most Home Runs, Start of Game.....	2	8/5/1986 vs. CLE 6/3/2002 vs. BOS 9/28/2004 vs. CWS
Most Consecutive Games with a Home Run	25	5/25-6/19/1994
Most Home Runs, Two Consecutive Games	12	4/5-4/6/2006
Most Home Runs, Three Consecutive Games.....	15	4/3-4/6/2006
Most Home Runs, Inning.....	4	6/23/1950 vs. NYY (4th) 7/29/1974 at CLE (1st) 9/10/1986 vs. MIL (4th) 6/1/2013 at BAL (4th)
Most Home Runs by Both Clubs, Inning.....	5	6/23/1950; DET 4 vs. NYY 1
Most Consecutive Home Runs, Inning.....	3	14 times (last, 5/20/2017 vs. TEX)
GRAND SLAMS		
Most Grand Slams, Season	10	1938
Most Grand Slams, Game.....	2	6/11/1954 at PHI 6/24/1968 at CLE 5/15/2009 vs. OAK
Most Grand Slams, Inning.....	1	Many times
RUNS BATTED IN (since 1920)		
Most RBI, Season.....	873	1937
Fewest RBI, Season.....	403	1981
SACRIFICES		
Most Sacrifice Hits, Season	257	1923
Fewest Sacrifice Hits, Season.....	11	2017
Most Sacrifice Hits, Game	7	7/7/1921 at CWS 6/8/1922 vs. PHI 7/29/1922 vs. PHI 9/25/1925 at BOS
Most Sacrifice Hits, Inning	3	7/12/1970 vs. BAL (2nd)
Most Sacrifice Flies, Season (since 1954).....	61	2014
Fewest Sacrifice Flies, Season (since 1954)	27	2017
Most Sacrifice Flies, Game	4	6/10/1985 vs. BAL
HIT BY PITCH		
Most Hit by Pitch, Season	82	1999
Fewest Hit by Pitch, Season.....	9	1945
Most Hit by Pitch, Game (since 1954).....	5	8/11/1965 vs. KC
WALKS		
Most Walks, Season.....	765	1993
Fewest Walks, Season.....	292	1903
Most Intentional Walks, Season (since 1954)	70	1971
Fewest Intentional Walks, Season (since 1954)	19	1999
Most Walks, Nine-Inning Game.....	18	5/9/1916 at PHI
Most Intentional Walks, Nine-Inning Game (since 1954)	4	six times, last, 8/15/2010 at CWS
STRIKEOUTS		
Most Strikeouts, Season	1,313	2017
Fewest Strikeouts, Season.....	287	1902
Most Strikeouts, Nine-Inning Game	20	9/18/1996 vs. BOS 5/11/2016 at WSH
Most Strikeouts, Extra-Inning Game.....	21	9/18/1966 vs. CLE (10 inn.) 8/8/1991 vs. TOR (14 inn.) 4/17/2013 at SEA (14 inn.)
Most Strikeouts, Inning	4	5/14/1994 at CLE (9th) 7/21/1997 vs. CWS (7th) 8/15/1999 vs. ANA (1st) 8/25/2011 at TB (3rd) 9/8/1979 vs. NYY
Most Strikeouts by Pinch-Hitters, Nine-Inning Game.....	5	
GROUNDING INTO DOUBLE PLAYS		
Most Grounding into DP, Season.....	164	1949
Fewest Grounding into DP, Season.....	81	1985
SLUGGING PERCENTAGE		
Highest Slugging Percentage, Season.....	.458	2007
Lowest Slugging Percentage, Season292	1904
ON-BASE PERCENTAGE		
Highest On-Base Percentage, Season385	1921
Lowest On-Base Percentage, Season282	1904
INDIVIDUAL BASERUNNING		
STOLEN BASES		
Most Stolen Bases, Career	865	Ty Cobb..... 1905-26
Most Stolen Bases, Season	96	Ty Cobb..... 1915
Most Stolen Bases by Rookie, Season.....	53	Donie Bush..... 1909
Most Consecutive Stolen Bases, No Caught Stealing.....	27	Ron LeFlore..... 1978
Most Stolen Bases, Game	5	Johnny Neun.....7/29/1927 vs. NYY
STEALS OF HOME		
Most Times Stole Home, Career	50	Ty Cobb..... 1905-26
Most Times Stole Home, Season.....	8	Ty Cobb..... 1912
CAUGHT STEALING		
Most Caught Stealing, Season	38	Ty Cobb..... 1915
Most Caught Stealing by Rookie, Season.....	17	Lu Blue..... 1921



TIGERS RECORD BOOK

CLUB BASERUNNING

STOLEN BASES

Most Stolen Bases, Season	280	1909
Fewest Stolen Bases, Season	17	1972
Most Players with 20-or-More Stolen Bases, Season	6	1906, 1910, 1911, 1914

CAUGHT STEALING

Most Caught Stealing, Season	154	1914
Fewest Caught Stealing, Season	17	1959
Most Caught Stealing, Inning	3	8/3/1914 vs. NYY (2nd)

LEFT ON BASE

Most Left On Base, Season	1,312	1993
Fewest Left On Base, Season	1,025	1972

INDIVIDUAL PITCHING

GAMES WON

Most Games Won, Career	222	Hooks Daus	1912-26
Most Games Won by Righthander, Season	31	Denny McLain	1968
Most Games Won by Lefthander, Season	29	Hal Newhouser	1944
Most Games Won as Relief Pitcher, Season	17	John Hiller	1974
Most Games Won by Rookie, Season	24	Ed Summers	1908
Most Games Won by Rookie in Relief, Season	11	Mike Henneman	1987
Most Years Winning 20-or-More Games	5	George Mullin	1902-13
Most Consecutive Games Won, Season	16	Schoolboy Rowe	6/15-8/26/1934
Most Consecutive Starts Won, Season	12	Justin Verlander	7/21-9/18/2011
Most Consecutive Home Wins, Start of Season	9	Brian Moehler	4/19-7/16/1998

GAMES LOST

Most Games Lost, Career	182	Hooks Daus	1912-26
Most Games Lost by Righthander, Season	23	George Mullin	1904
Most Games Lost by Lefthander, Season	21	Mickey Lolich	1974
Most Games Lost as Reliever, Season	14	Mike Maroth	2003
Most Games Lost by Rookie, Season	19	John Hiller	1974
Most Games Lost by Rookie Reliever, Season	8	Jeremy Bonderman	2003
Most Consecutive Games Lost, Season	10	Jim Middleton	1921
Most Consecutive Games Lost, Season	10	Mickey Lolich	5/23-7/23/1967
Most Consecutive Games Lost, Season	10	Mike Moore	6/29-8/31/1995

WINNING PERCENTAGE

Highest Winning Percentage, Career (min. 100 decisions)	654	Denny McLain (117-62)	1963-70
Highest Winning Percentage by Righthander, Season	875	Max Scherzer (21-3)	2013
Highest Winning Percentage by Lefthander, Season	763	Hal Newhouser (29-9)	1944
Highest Winning Percentage by Rookie, Season	733	George Gill (11-4)	1937
Highest Winning Percentage by Rookie, Season	733	Eric King (11-4)	1986

EARNED RUN AVERAGE

Lowest ERA by Righthander, Season	1.64	Ed Summers	1908
Lowest ERA by Lefthander, Season	1.71	Ed Killian	1909
Lowest ERA by Rookie, Season	1.64	Ed Summers	1908

GAMES PITCHED

Most Games Pitched, Career	545	John Hiller	1965-70, 1972-80
Most Seasons as a Tigers Pitcher	16	Tommy Bridges	1930-43, 1945-46
Most Games Pitched by Righthander, Season	75	Jose Valverde	2011
Most Games Pitched by Lefthander, Season	88	Mike Myers	1997
Most Games Pitched by Lefthander, Season	88	Sean Runyan	1998
Most Games Pitched by Lefthander, Season	88	Sean Runyan	1998

GAMES STARTED

Most Games Started, Career	459	Mickey Lolich	1963-75
Most Games Started by Righthander, Season	44	George Mullin	1904
Most Games Started by Lefthander, Season	45	Mickey Lolich	1971
Most Games Started by Rookie, Season	37	Herm Pillette	1922
Most Games Started, None Complete, Season	34	Mike Maroth	2005
Most Games Started, None Complete, Season	34	Jeremy Bonderman	2006
Most Games Started, None Complete, Season	34	Justin Verlander	2013
Most Games Started, None Complete, Season	34	Adam Bernero	6/15/2002-5/25/2003
Most Consecutive Games Started, No Victories	17	Adam Bernero	6/15/2002-5/25/2003

COMPLETE GAMES

Most Complete Games, Career	336	George Mullin	1902-13
Most Complete Games by Righthander, Season	42	George Mullin	1904
Most Complete Games by Lefthander, Season	33	Ed Killian	1905
Most Complete Games by Rookie, Season	35	Roscoe Miller	1901

SHUTOUTS

Most Shutouts, Career	39	Mickey Lolich	1963-75
Most Shutouts Losses, Career	36	Mickey Lolich	1963-75
Most Shutouts by Righthander, Season	9	Denny McLain	1969
Most Shutouts by Lefthander, Season	8	Ed Killian	1905
Most Shutouts by Lefthander, Season	8	Hal Newhouser	1945
Most Shutouts by Lefthander, Season	8	Ed Summers	1908
Most Shutouts by Lefthander, Season	8	Wild Bill Donovan	1903
Most Shutouts by Lefthander, Season	8	Mickey Lolich	1975
Most Shutouts by Lefthander, Season	8	Ed Summers	7/16/1909 vs. WAS (0-0 tie)

SAVES (since 1969)

Most Saves, Career	235	Todd Jones	1997-2001, 2006-08
Most Saves by Righthander, Season	49	Jose Valverde	2011
Most Saves by Lefthander, Season	38	John Hiller	1973
Most Saves by Lefthander, Season	38	John Hiller	1973
Most Saves by Lefthander, Season	14	Chuck Seelbach	1972

TIGERS RECORD BOOK



Most Saves, Consecutive, Season.....	49	Jose Valverde.....	4/3-9/28/2011
Most Consecutive Appearances with a Save.....	10	John Hiller.....	6/26-7/10/1973
		Todd Jones.....	5/10-5/27/2006
		Jose Valverde.....	7/24-8/13/2011

INNINGS PITCHED

Most Innings Pitched, Career.....	3,394.0	George Mullin.....	1902-13
Most Innings Pitched by Righthander, Season.....	382.1	George Mullin.....	1904
Most Innings Pitched by Lefthander, Season.....	376.0	Mickey Lolich.....	1971
Most Innings Pitched by Rookie, Season.....	332.0	Roscoe Miller.....	1901

HITS ALLOWED

Most Hits Allowed, Career.....	3,407	Hooks Daus.....	1912-26
Most Hits Allowed by Righthander, Season.....	346	George Mullin.....	1907
Most Hits Allowed by Lefthander, Season.....	336	Mickey Lolich.....	1971
Most Hits Allowed by Rookie, Season.....	339	Roscoe Miller.....	1901
Most Hits Allowed, Game.....	26	Aloysius Travers.....	5/18/1912 at PHI

RUNS ALLOWED

Most Runs Allowed, Career.....	1,594	Hooks Daus.....	1912-26
Most Runs Allowed by Righthander, Season.....	168	Roscoe Miller.....	1901
Most Runs Allowed by Lefthander, Season.....	166	Ed Siever.....	1901
Most Runs Allowed by Rookie, Season.....	168	Roscoe Miller.....	1901
Most Runs Allowed, Game.....	24	Aloysius Travers.....	5/18/1912 at PHI
Most Runs Allowed, Inning.....	11	Vic Sorrell.....	7/26/1928 vs. NYY (12th)

EARNED RUNS ALLOWED

Most Earned Runs Allowed, Career.....	1,289	Mickey Lolich.....	1963-75
Most Earned Runs Allowed by Righthander, Season.....	137	Joe Coleman.....	1974
Most Earned Runs Allowed by Lefthander, Season.....	142	Mickey Lolich.....	1974
Most Earned Runs Allowed by Rookie, Season.....	109	Roscoe Miller.....	1901

SINGLES ALLOWED

Most Singles Allowed, Game.....	17	Clyde Hatter.....	7/13/1935 at PHI
Most Singles Allowed, Inning.....	10	Elden Auker.....	9/29/1935 at CWS (2nd)

DOUBLES ALLOWED

Most Doubles Allowed, Game.....	8	Edward LaFitte.....	10/8/1911 at STL
		Skinny Graham.....	7/21/1929 vs. PHI
		Earl Whitehill.....	4/21/1929 at STL

TRIPLES ALLOWED

Most Triples Allowed, Game.....	6	Aloysius Travers.....	5/18/1912 at PHI
Most Triples Allowed, Inning.....	4	Firpo Marberry.....	5/6/1934 at BOS (4th)

HOME RUNS ALLOWED

Most Home Runs Allowed, Career.....	329	Mickey Lolich.....	1963-75
Most Home Runs Allowed by Righthander, Season.....	42	Denny McLain.....	1966
Most Home Runs Allowed by Lefthander, Season.....	38	Mickey Lolich.....	1974
Most Home Runs Allowed by Rookie, Season.....	29	Jerry Ujdr.....	1982
Most Home Runs Allowed, Game.....	5	Don Mossi.....	6/23/1961 at CLE
		Jeff Weaver.....	7/24/1999 vs. BOS
		Nate Robertson.....	8/20/2008 at TEX
		Shane Greene.....	5/30/2015 at LAA
		Anibal Sanchez.....	8/6/2017 at BAL
		Jack Morris.....	8/7/1984 at BOS
		Daniel Schlereth.....	6/28/2011 vs. NYM
		Justin Verlander.....	6/16/2016 vs. CLE (5th)

Most Grand Slams Allowed, Game.....	2		
-------------------------------------	---	--	--

Most Home Runs Allowed, Inning.....	4		
-------------------------------------	---	--	--

HIT BATSMEN

Most Hit Batsmen, Career.....	121	Hooks Daus.....	1912-26
Most Hit Batsmen by Righthander, Season.....	23	Howard Ehmke.....	1922
Most Hit Batsmen by Lefthander, Season.....	20	Harry Coveleski.....	1915
Most Hit Batsmen by Rookie, Season.....	20	Ed Summers.....	1908
Most Hit Batsmen, Game.....	4	Earl Whitehill.....	4/16/1924 vs. CLE
		Frank Lary.....	7/21/1960 vs. WAS
		Many pitchers ... (last, Myles Jaye, 9/2/2017 vs. CLE, 9th)	

WALKS

Most Walks, Career.....	1,227	Hal Newhouser.....	1939-53
Most Walks by Righthander, Season.....	158	Joe Coleman.....	1974
Most Walks by Lefthander, Season.....	137	Hal Newhouser.....	1941
Most Walks by Rookie, Season.....	108	Tommy Bridges.....	1931
		Rufe Gentry.....	1944
		John Hiller.....	1974

Most Intentional Walks, Season (since 1955).....	19		
--	----	--	--

STRIKEOUTS

Most Strikeouts, Career.....	2,679	Mickey Lolich.....	1963-75
Most Strikeouts by Righthander, Season.....	280	Denny McLain.....	1968
Most Strikeouts by Lefthander, Season.....	308	Mickey Lolich.....	1971
Most Strikeouts by Rookie Righthander, Season.....	132	Michael Fulmer.....	2016
Most Strikeouts by Rookie Lefthander, Season.....	156	Les Cain.....	1970
Most Strikeouts, Nine-Inning Game.....	17	Anibal Sanchez.....	4/26/2013 vs. ATL
Most Strikeouts by Reliever, Game.....	14	Denny McLain.....	6/15/1965 vs. BOS
Most Strikeouts, Inning.....	3	Many pitchers ... (last, Anibal Sanchez, 9/15/2017 vs. CWS, 6th)	
Most Consecutive Strikeouts, Game.....	9	Doug Fister.....	9/27/2012 vs. KC
Most Consecutive Strikeouts by Reliever, Game.....	7	Denny McLain.....	6/15/1965 vs. BOS
Most Consecutive Strikeouts from Start of Game.....	6	John Hiller.....	8/6/1968 vs. CLE
Most Strikeouts Per Nine Innings, Career (min. 1,500 IP).....	8.51	Justin Verlander.....	2006-17

WILD PITCHES

Most Wild Pitches, Career.....	155	Jack Morris.....	1977-90
Most Wild Pitches by Righthander, Season.....	24	Jack Morris.....	1987
Most Wild Pitches by Lefthander, Season.....	14	Mickey Lolich.....	1969, 1970
Most Wild Pitches by Rookie, Season.....	13	George Mullin.....	1902
Most Wild Pitches, Game.....	5	Charles Wheatley.....	9/27/1912 at CLE
		Jack Morris.....	8/3/1987 vs. KC



TIGERS RECORD BOOK

BALKS

Most Balks, Career.....	23	Jack Morris.....	1977-90
Most Balks, Season.....	11	Jack Morris.....	1988
Most Balks, Game.....	3	Many pitchers... (last, Don Heinkel, 5/3/1988 vs. OAK)	
Most Balks, Inning.....	3	Don Heinkel.....	5/3/1988 vs. OAK (6th)

CLUB PITCHING

EARNED RUN AVERAGE

Lowest ERA, Season.....	2.26.....	1909
Highest ERA, Season.....	6.38.....	1996

COMPLETE GAMES

Most Complete Games, Season.....	143.....	1904
Fewest Complete Games, Season.....	1.....	2007, 2008

SHUTOUTS

Most Shutouts, Season.....	20.....	1917, 1944, 1969
Fewest Shutouts, Season.....	1.....	1994
Most Consecutive Shutouts, Season.....	3.....	7/26-7/29/1910, 7/30-7/31/1949
Most Consecutive Shutout Innings, Season.....	30.....	1910, 1917

SAVES (since 1969)

Most Saves, Season.....	52.....	2011
Fewest Saves, Season.....	15.....	1974

INNINGS PITCHED

Most Innings Pitched, Season.....	1489.2.....	1968
Fewest Innings Pitched, Season.....	969.1.....	1981
Most Pitchers with 300-or-More Innings, Season.....	2.....	1903, 1904, 1905, 1907, 1914, 1915, 1944

HITS ALLOWED

Most Hits Allowed, Season.....	1,699.....	1996
Fewest Hits Allowed, Season.....	840.....	1981
Most Hits Allowed, Nine-Inning Game.....	27.....	6/18/1953 at BOS
Most Hits Allowed, Inning.....	14.....	6/18/1953 at BOS (7th)
Most No-Hit Games, Season.....	2.....	1952

RUNS ALLOWED

Most Runs Allowed, Season.....	1,103.....	1996
Fewest Runs Allowed, Season.....	404.....	1981
Most Runs Allowed, Game.....	26.....	9/9/2004 vs. KC
Most Runs Allowed, Extra-Inning Game.....	17.....	9/14/1998 vs. CWS (12 inn.)
Most Runs Allowed, Inning.....	17.....	6/18/1953 at BOS (7th)

EARNED RUNS ALLOWED

Most Earned Runs Allowed, Season.....	1,015.....	1996
Fewest Earned Runs Allowed, Season.....	355.....	1907
Most Earned Runs Allowed, Game.....	24.....	9/9/2004 vs. KC
Most Earned Runs Allowed, Extra-Inning Game.....	15.....	three times (last, 5/8/2004 at TEX, 10 inn.)
Most Earned Runs Allowed, Inning.....	17.....	6/18/1953 at BOS (7th)

SINGLES, DOUBLES, TRIPLES ALLOWED

Most Singles Allowed, Nine-Inning Game.....	24.....	6/18/1953 at BOS
Most Doubles Allowed, Nine-Inning Game.....	12.....	7/29/1990 vs. BOS
Most Triples Allowed, Nine-Inning Game.....	6.....	5/18/1912 at PHI

HOME RUNS ALLOWED

Most Home Runs Allowed, Season.....	241.....	1996
Fewest Home Runs Allowed, Season.....	8.....	1907
Most Home Runs Allowed at Home, Season (since 1954).....	130.....	1996
Fewest Home Runs Allowed at Home, Season (since 1954).....	44.....	1981
Most Home Runs Allowed on the Road, Season (since 1954).....	111.....	1996
Fewest Home Runs Allowed on the Road, Season (since 1954).....	34.....	1972
Most Grand Slams Allowed, Season.....	14.....	1996
Most Home Runs Allowed, Game.....	8.....	9/4/2013 at BOS
Most Home Runs Allowed, Extra-Inning Game.....	6.....	6/23/1946 vs. NYY (11 inn.)
Most Home Runs Allowed, Inning.....	4.....	twice (last, 6/26/2016 vs. CLE, 5th)
Most Home Runs Allowed with Two Outs, Inning.....	4.....	7/18/1998 vs. BOS (4th)

HIT BATSMEN

Most Hit Batsmen, Season.....	84.....	1922
Fewest Hit Batsmen, Season.....	11.....	1946

WALKS

Most Walks, Season.....	784.....	1996
Fewest Walks, Season.....	313.....	1901
Most Walks, Extra-Inning Game.....	18.....	9/17/1920 vs. BOS (12 inn.)
Most Intentional Walks, Game.....	5.....	five times (last, 8/10/2014 at TOR, 19 inn.)

STRIKEOUTS

Most Strikeouts, Season.....	1,428.....	2013
Fewest Strikeouts, Season.....	245.....	1902

WILD PITCHES

Most Wild Pitches, Season.....	82.....	1996
Fewest Wild Pitches, Season.....	13.....	1924
Most Wild Pitches, Game.....	5.....	5/1/1970 at CWS 8/3/1987 vs. KC (10 inn.)

BALKS

Most Balks, Season.....	27.....	1988
Fewest Balks, Season.....	0.....	nine times (last, 1998)

SACRIFICE FLIES

Most Sacrifice Flies Allowed, Season (since 1954).....	72.....	1996
Fewest Sacrifice Flies Allowed, Season (since 1954).....	17.....	1968



INDIVIDUAL FIELDING

FIRST BASEMEN

Highest Fielding Percentage, Career994	Miguel Cabrera2008-17
Highest Fielding Percentage, Season999	Miguel Cabrera2017
Most Total Chances, Season1,712	Jason Thompson1977
Most Putouts, Season1,599	Jason Thompson1977
Most Assists, Season149	Rudy York1943
Fewest Errors, Season1	Miguel Cabrera2017
Most Errors, Season31	Harry Heilmann1919
Most Double Plays, Season163	Rudy York1944

SECOND BASEMEN

Highest Fielding Percentage, Career984	Lou Whitaker1977-95
Highest Fielding Percentage, Season1,000	Placido Polanco2007
Most Total Chances, Season1,001	Jerry Priddy1950
Most Putouts, Season440	Jerry Priddy1950
Most Assists, Season542	Charlie Gehringer1933
		Jerry Priddy1950
Fewest Errors, Season0	Placido Polanco2007
Most Errors, Season64	Kid Gleason1901
Most Double Plays, Season150	Jerry Priddy1950

THIRD BASEMEN

Highest Fielding Percentage, Career968	Don Wert1963-70
Highest Fielding Percentage, Season987	Aurelio Rodriguez1978
Fewest Errors, Season4	Aurelio Rodriguez1978
Most Errors, Season58	Doc Casey1901
Most Total Chances, Season615	Ossie Vitt1916
Most Putouts, Season208	Ossie Vitt1916
Most Assists, Season398	Brandon Inge2006
Most Putouts, Nine-Inning Game7	Mike Higgins8/25/1943 vs. NYY
Most Double Plays, Season42	Brandon Inge2005

SHORTSTOPS

Highest Fielding Percentage, Career977	Alan Trammell1977-96
Highest Fielding Percentage, Season991	Jose Iglesias2016
Most Total Chances, Season1,027	Donie Bush1914
Most Putouts, Season425	Donie Bush1914
Most Assists, Season567	Donie Bush1909
Fewest Errors, Season5	Jose Iglesias2016
Most Errors, Season76	Kid Elberfeld1901
Most Errors, Nine-Inning Game5	Donie Bush8/25/1911 vs. WAS
Most Double Plays, Season126	Johnny Lipon1950

OUTFIELDERS

Highest Fielding Percentage, Career991	Mickey Stanley1964-78
Highest Fielding Percentage, Season1,000	Mickey Stanley1968, 1970
		Al Kaline1971
Most Total Chances, Season461	Bill Tuttle1955
Most Putouts, Season442	Bill Tuttle1955
Most Assists, Season31	Jimmy Barrett1901
		Harry Heilmann1924
Fewest Errors, Season0	Mickey Stanley1968, 1970
		Al Kaline1971
Most Errors, Season31	Roy C. Johnson1929

CATCHERS

Highest Fielding Percentage, Career993	Bill Freehan1961, 1963-76
Highest Fielding Percentage, Season1,000	James McCann2015
Most Assists, Season212	Oscar Stangane1911
Fewest Errors, Season0	James McCann2015
Most Errors, Season41	Oscar Stangane1911
Fewest Passed Balls, Season0	Milt May1977
		John Flaherty1995
Most Passed Balls, Season21	Lance Parrish1979

* - Season records based upon a minimum of 108 games; Career records based upon a minimum of 1,000 games

CLUB FIELDING

FIELDING PERCENTAGE

Highest Fielding Percentage, Season9872013, 2016
Lowest Fielding Percentage, Season9301901

PUTOUTS

Most Putouts, Season4,4631968
Fewest Putouts, Season2,9081981

ASSISTS

Most Assists, Season2,2851912
Fewest Assists, Season1,2611994
Most Assists, Extra-Inning Game387/21/1945 at PHI (24 inn.)

TOTAL CHANCES

Most Chances, Season6,7801914
Fewest Chances, Season4,2381981

ERRORS

Most Errors, Season4101901
Fewest Errors, Season671981
Most Errorless Games, Season1032009, 2013, 2016
Most Consecutive Errorless Games, Season121963



TIGERS RECORD BOOK

Most Errors, Nine-Inning Game.....	12	5/1/1901 at CWS 5/6/1903 at CWS
PASSED BALLS		
Most Passed Balls, Season.....	30	2001
Fewest Passed Balls, Season.....	3	1995
DOUBLE PLAYS		
Most Double Plays, Season.....	194	1950, 2003
Fewest Double Plays, Season.....	77	1918
TRIPLE PLAYS		
Most Triple Plays, Season.....	3	1911
PITCHER PICK-OFFS (since 1974)		
Most Pitcher Pick-offs, Season.....	25	1991
Fewest Pitcher Pick-offs, Season.....	3	1977
CATCHER PICK-OFFS (since 1974)		
Most Catcher Pick-offs, Season.....	7	2005
Fewest Catcher Pick-offs, Season.....	0	13 times (last, 2013)
CLUB MISCELLANEOUS		
GAMES PLAYED		
Most Games Played, Season.....	164	1968
Fewest Games Played, Season.....	109	1981
Most One-Run Games Played, Season.....	65	1971
LENGTH OF GAMES		
Longest Game, Innings.....	24	7/21/1945 at PHI (1-1 tie)
Longest Nine-Inning Game, Time.....	4:20	4/5/1997 at CWS
Longest Extra-Inning Game, Time.....	7:00	6/24/1962 vs. NYY (22 inn.)
Longest Nine-Inning Night Game, Time.....	4:12	9/15/1993 vs. TOR
Longest Doubleheader, 18 Innings.....	6:53	7/4/1997 vs. BAL
Longest Doubleheader, More than 18 Innings.....	9:05	6/17/1967 vs. KC (28 inn.)
GAMES WON		
Most Games Won, Season.....	104	1984
Fewest Games Won, Season.....	43	2003
Most Games Won at Home, Season.....	57	1909
Fewest Games Won at Home, Season.....	23	2003
Most Games Won on Road, Season.....	51	1961, 1984
Fewest Games Won on Road, Season.....	17	1902
Most Games Won, One Month.....	23	7/1908, 8/1915, 8/1934, 8/1935
Most Consecutive Games Won, Season.....	14	1909 (8/19-9/2), 1934 (7/31-8/14)
Most Consecutive Games Won, Start of Season.....	9	1984 (4/3-4/18)
Most Consecutive Home Games Won, Season.....	17	1909 (8/19-9/7)
Most Consecutive Road Games Won, Season.....	17	1984 (4/3-5/24)
Most Consecutive Road Games Won, Two Seasons.....	21	1983-84 (9/18-5/24)
Most One-Run Games Won, Season.....	35	1968
Most 1-0 Games Won, Season.....	9	1908
GAMES LOST		
Most Games Lost, Season.....	119	2003
Fewest Games Lost, Season.....	53	1934
Most Games Lost at Home, Season.....	58	2003
Fewest Games Lost at Home, Season.....	19	1909
Most Games Lost on Road, Season.....	61	2003
Fewest Games Lost on Road, Season.....	28	1915
Most Games Lost, One Month.....	24	6/1975
Most Consecutive Games Lost, Season.....	19	1975 (7/29-8/15)
Most Consecutive Games Lost, Start of Season.....	13	1920 (4/14-5/2)
Most Consecutive Home Games Lost, Season.....	17	1996 (8/31-9/29)
Most Consecutive Road Games Lost, Season.....	13	1902 (6/2-7/15)
Most Shutout Losses, Season.....	22	1904
Most One-Run Games Lost, Season.....	35	1952
Most 1-0 Games Lost, Season.....	7	1903, 1943
WINNING PERCENTAGE		
Highest Winning Percentage, Season.....	656	1934 (101-53)
Lowest Winning Percentage, Season.....	265	2003 (43-119)
Highest Winning Percentage at Home, Season.....	750	1909 (57-19)
Lowest Winning Percentage at Home, Season.....	284	2003 (23-58)
Highest Winning Percentage on Road, Season.....	638	1984 (51-29)
Lowest Winning Percentage on Road, Season.....	234	1952 (18-59)
Highest Winning Percentage, One Month.....	900	4/1984 (18-2)
PLAYERS USED		
Most Players Used, Season.....	57	2002
Fewest Players Used, Season.....	24	1906, 1907
Most Pitchers Used, Extra-Inning Game.....	10	9/14/1998 vs. CWS (12 inn.)
	10	9/8/2015 vs. TB (13 inn.)
Most Pitchers Used, Both Clubs, Extra-Inning Game.....	18	9/14/1998 vs. CWS (12 inn.)
Most Pinch-Hitters Used, Inning.....	6	9/5/1971 at NYY (7th)



INDIVIDUAL BATTING AT COMERICA PARK

BATTING AVERAGE

Highest Average, Career (min. 1,000 at-bats).....	332	Miguel Cabrera.....	2004-17
Highest Average, Season (min. 100 at-bats).....	389	Magglio Ordoñez.....	2007
Highest Average, Rookie (min. 100 at-bats).....	310	Austin Jackson.....	2010

GAMES PLAYED

Most Games Played, Career.....	761	Miguel Cabrera.....	2004-17
Most Games Played, Season.....	81	Miguel Cabrera.....	2011
		Prince Fielder.....	2012
		Prince Fielder.....	2013
		Ian Kinsler.....	2014
		J.D. Martinez.....	2015
Most Games Played, Rookie.....	77	Nicholas Castellanos.....	2014

AT-BATS

Most At-Bats, Career.....	2,764	Miguel Cabrera.....	2004-17
Most At-Bats, Season.....	328	Ian Kinsler.....	2014
Most At-Bats by Rookie, Season.....	297	Austin Jackson.....	2010
Most At-Bats, Game.....	8 (six times)	last, Ian Kinsler.....	5/16/2017 vs. BAL (13 inn.)

RUNS SCORED

Most Runs, Career.....	488	Miguel Cabrera.....	2004-17
Most Runs, Season.....	66	Miguel Cabrera.....	2012
Most Runs by Rookie, Season.....	52	Austin Jackson.....	2010
Most Runs, Nine-Inning Game.....	6	Joe Randa (KC).....	9/9/2004 vs. KC
Most Consecutive Games with a Run Scored.....	13	Ian Kinsler.....	4/24-5/22/2016

HITS

Most Hits, Career.....	917	Miguel Cabrera.....	2004-17
Most Hits, Season.....	110	Magglio Ordoñez.....	2007
Most Hits by Rookie, Season.....	92	Austin Jackson.....	2010
Most Hits, Nine-Inning Game.....	6	Joe Randa (KC).....	9/9/2004 vs. KC
		Alex Rios (CWS).....	7/9/2013 vs. CWS
Longest Hitting Streak, Season.....	21	Edgar Rentería.....	6/11-8/15/2008
Most Consecutive Games with Multiple Hits.....	7	Neil Walker (PIT-NYM).....	5/27/2013-8/6/2016

EXTRA-BASE HITS

Most Extra-Base Hits, Career.....	364	Miguel Cabrera.....	2004-17
Most Extra-Base Hits, Season.....	50	Miguel Cabrera.....	2012
Most Extra-Base Hits by Rookie, Season.....	26	Brennan Boesch.....	2010
Most Extra-Base Hits, Game.....	5	Jose Ramirez (CLE).....	9/3/2017 vs. CLE
Most Consecutive Games with an Extra-Base Hit.....	9	Brian Daubach (BOS).....	9/16/2000-6/5/2002

TOTAL BASES

Most Total Bases, Career.....	1,620	Miguel Cabrera.....	2004-17
Most Total Bases, Season.....	204	Miguel Cabrera.....	2012
Most Total Bases by Rookie, Season.....	118	Austin Jackson.....	2010
Most Total Bases, Game.....	15	Kendrys Morales (KC).....	9/20/2015 vs. KC

SINGLES

Most Singles, Career.....	553	Miguel Cabrera.....	2004-17
Most Singles, Season.....	77	Placido Polanco.....	2007
Most Singles by Rookie, Season.....	70	Austin Jackson.....	2010

DOUBLES

Most Doubles, Career.....	192	Miguel Cabrera.....	2004-17
Most Doubles, Season.....	29	Miguel Cabrera.....	2014
Most Doubles by Rookie, Season.....	18	Austin Jackson.....	2010
Most Doubles, Game.....	3 (17 times)	last, Whit Merrifield (KC).....	9/6/2017 vs. KC
Most Consecutive Games with a Double.....	7	Brian Daubach (BOS).....	9/17/2000-6/5/2002

TRIPLES

Most Triples, Career.....	30	Curtis Granderson.....	2004-17
Most Triples, Season.....	10	Curtis Granderson.....	2007
Most Triples by Rookie, Season.....	4	Austin Jackson.....	2010
		Quintin Berry.....	2012
		James McCann.....	2015
Most Triples, Game.....	2 (17 times)	last, Jason Kipnis (CLE).....	6/24/2016 vs. CLE
Most Consecutive Games with a Triple.....	3	Ray Durham (CWS-OAK).....	7/14-8/24/2002
		Michael Cuddyer (MIN).....	7/24-9/13/2005

HOME RUNS

Most Home Runs, Career.....	167	Miguel Cabrera.....	2004-17
Most Home Runs, Season.....	28	Miguel Cabrera.....	2012
Most Home Runs by Rookie, Season.....	10	Craig Monroe.....	2003
Most Home Runs, Game.....	3	Dmitri Young.....	4/4/2005 vs. KC
		Miguel Cabrera.....	5/28/2010 vs. OAK
		Kendrys Morales (KC).....	9/20/2015 vs. KC
Most Consecutive Games with a Home Run.....	4	Jim Thome (CLE).....	5/28-7/27/2001
		Alex Rodriguez (TEX-NYY).....	8/18/2003-7/15/2004
		Craig Monroe.....	9/6-9/9/2004
		Jermaine Dye (CWS).....	7/25/2008-4/13/2009
		Delmon Young.....	7/5-7/8/2012
		Miguel Cabrera.....	9/4-9/19/2012
		Adam Dunn (CWS).....	4/22-7/30/2014

GRAND SLAMS

Most Grand Slams, Career.....	4	Brandon Inge.....	2001-11
		Marcus Thames.....	2004-09
Most Grand Slams, Season.....	2	Brandon Inge.....	2004
		Carlos Pena.....	2004
		Marcus Thames.....	2007
Most Grand Slams, Month.....	2	Brandon Inge.....	4/2004



TIGERS RECORD BOOK

RUNS BATTED IN

Most RBI, Career.....	563	Miguel Cabrera.....	2004-17
Most RBI, Season.....	75	Miguel Cabrera.....	2012
Most RBI by Rookie, Season.....	40	Brennan Boesch.....	2010
Most RBI, Game.....	7	Bobby Higginson.....	6/13/2000 vs. TOR
		Mike Sweeney (KC).....	7/22/2004 vs. KC
		Jack Cust (OAK).....	8/10/2007 vs. OAK
		Brandon Moss (CLE).....	4/24/2015 vs. CLE
		Avisail Garcia (CWS).....	9/14/2017 vs. CWS
		Luis Alica (TEX-KC).....	5/29/2000-7/4/2001
Most Consecutive Games with an RBI.....	8		

WALKS

Most Walks, Career.....	362	Miguel Cabrera.....	2004-17
Most Walks, Season.....	52	Miguel Cabrera.....	2010
Most Walks by Rookie, Season.....	26	Brennan Boesch, Austin Jackson.....	2010
Most Walks, Game.....	5	Kevin Youkilis (BOS).....	5/15/2010
Most Consecutive Games, One-or-More Walk.....	8	David Ortiz (BOS).....	8/17/2005-5/6/2008
		Logan Morrison (SEA-TB).....	7/23/2015-6/18/2017

STRIKEOUTS

Most Strikeouts, Career.....	562	Brandon Inge.....	2001-11
Most Strikeouts, Season.....	81	J.D. Martinez.....	2015
Most Strikeouts by Rookie, Season.....	72	Austin Jackson.....	2010
Most Strikeouts, Game.....	5	Mark Teixeira (TEX).....	8/18/2003 vs. TEX
		Craig Monroe.....	6/14/2007 vs. MIL
Most Consecutive Games, One-or-More Strikeout.....	26	Carlos Pena (DET-TB).....	8/21/2005-8/28/2009

CLUB BATTING AT COMERICA PARK

RUNS

Most Runs, Nine-Inning Game by Both Clubs.....	31	9/9/2004 vs. KC (KC 26, DET 5)
Most Runs, Nine-Inning Game by One Club.....	26	9/9/2004 vs. KC (KC)
Most Runs, Nine-Inning Game by Tigers.....	19	4/23/2008 vs. TEX 5/24/2008 vs. MIN 4/25/2017 vs. SEA
Fewest Runs, Nine-Inning Game by Both Clubs.....	1 (14 times)	last, 7/18/2016 (DET 1, MIN 0)

HITS

Most Hits, Nine-Inning Game by Both Clubs.....	40	4/25/2017 vs. SEA (DET 24, SEA 16)
Most Hits, Nine-Inning Game by One Club.....	26	9/9/2004 vs. KC (KC)
Most Hits, Nine-Inning Game by Tigers.....	24	9/4/2011 vs. CWS 4/25/2017 vs. SEA
Most Hits, Extra-Inning Game by Both Clubs.....	38	5/16/2017 vs. BAL, 13 inn. (BAL 20, DET 18)
Most Hits, Extra-Inning Game by One Club.....	21	8/21/2004 vs. SEA, 11 inn. (SEA) 9/25/2010 vs. MIN, 13 inn. (DET)
Most Hits, Extra-Inning Game by Tigers.....	21	9/25/2010 vs. MIN, 13 inn.
Fewest Hits, Nine-Inning Game by Both Clubs.....	4	8/21/2007 vs. CLE (DET 3, CLE 1)
Fewest Hits, Nine-Inning Game by One Club.....	0	6/12/2007 vs. MIL (MIL)
Fewest Hits, Nine-Inning Game by Tigers.....	1	5/2/2003 vs. TB 7/18/2015 vs. BAL 9/21/2015 vs. CWS

EXTRA-BASE HITS

Most Extra Base Hits, Nine-Inning Game by Both Clubs.....	16	8/8/2004 vs. BOS (DET 8, BOS 8) 6/2/2017 vs. CWS (DET 12, CWS 4)
Most Extra Base Hits, Nine-Inning Game by One Club.....	12	8/17/2008 vs. BAL (BAL) 6/2/2017 vs. CWS (DET)
Most Extra Base Hits, Nine-Inning Game by Tigers.....	12	6/2/2017 vs. CWS

HOME RUNS

Most Home Runs, Nine-Inning Game by Both Clubs.....	10	8/8/2004 vs. BOS (DET 7, BOS 3)
Most Home Runs, Nine-Inning Game by One Club.....	7	8/8/2004 vs. BOS (DET) 9/11/2007 vs. TEX (TEX)
Most Home Runs, Nine-Inning Game by Tigers.....	7	8/8/2004 vs. BOS

SINGLES

Most Singles, Nine-Inning Game by Both Clubs.....	27	9/14/2017 vs. CWS (CWS 21, DET 6) 4/25/2017 vs. SEA (DET 14, SEA 13)
Most Singles, Nine-Inning Game by One Club.....	21	9/14/2017 vs. CWS (CWS)
Most Singles, Nine-Inning Game by Tigers.....	17	9/4/2011 vs. CWS

DOUBLES

Most Doubles, Nine-Inning Game by Both Clubs.....	11	6/2/2017 vs. CWS (DET 7, CWS 4)
Most Doubles, Nine-Inning Game by One Club.....	7 (eight times)	last, 9/6/2017 vs. KC (KC)
Most Doubles, Nine-Inning Game by Tigers.....	7 (five times)	last, 6/2/2017 vs. CWS

TRIPLES

Most Triples, Nine-Inning Game by Both Clubs.....	4 (seven times)	last, 6/16/2017 vs. TB (TB 3, DET 1)
Most Triples, Nine-Inning Game by One Club.....	4	6/24/16 vs. CLE (CLE)
Most Triples, Nine-Inning Game by Tigers.....	3 (six times)	last, 9/1/2012 vs. CLE

WALKS

Most Walks, Nine-Inning Game by Both Clubs.....	16	4/28/2001 vs. TB (TB 9, DET 7) 4/23/2004 vs. CLE (DET 10, CLE 6)
Most Walks, Nine-Inning Game by One Club.....	10 (eight times)	last, 9/21/2017 vs. MIN (MIN)
Most Walks, Nine-Inning Game by Tigers.....	10 (five times)	last, 8/23/2010 vs. KC

STRIKEOUTS

Most Strikeouts, Nine-Inning Game by Both Clubs.....	25	8/13/2007 vs. OAK (DET 14, OAK 11)
Most Strikeouts, Nine-Inning Game by One Club.....	18	4/26/2013 vs. ATL (ATL)
Most Strikeouts, Nine-Inning Game by Tigers.....	14	8/13/2007 vs. OAK 4/9/2017 vs. BOS



INDIVIDUAL BASERUNNING AT COMERICA PARK

STOLEN BASES

Most Stolen Bases, Career	43	Austin Jackson	2010-17
Most Stolen Bases, Season	36	Roger Cedeno	2001
Most Stolen Bases by Rookie, Season	13	Austin Jackson	2010
Most Consecutive Games, One-or-More Stolen Base	4	Roger Cedeno	7/8-7/19/2001
		Nook Logan	6/4-6/15/2005
		Emilio Bonifacio (KC)	8/15-8/17/2013
		Rajai Davis	9/14-9/25/2014
		Cameron Maybin	5/16-5/20/2016
		Alex Sanchez	9/27/2003 vs. MIN
Most Stolen Bases, Game	4		

CAUGHT STEALING

Most Caught Stealing, Career	23	Brandon Inge	2001-13
Most Caught Stealing, Season	10	Alex Sanchez	2003
Most Caught Stealing by Rookie, Season	3	Andres Torres	2003
Most Caught Stealing, Game	2	Robert Fick	4/17/2001 vs. CWS
		Johnny Damon (BOS)	8/8/2004 vs. BOS
		Juan Pierre (CWS)	8/5/2010 vs. CWS
		Jimmy Paredes (HOU)	5/15/2013 vs. HOU
		Steven Souza (TB)	5/20/2016 vs. TB
		Alex Sanchez	5/12-5/16/2004
		Chone Figgins (LAA)	5/4-9/2/2006
Most Consecutive Games, One-or-More Caught Stealing	3		

CLUB BASERUNNING AT COMERICA PARK

STOLEN BASES

Most Stolen Bases, Season	64	2001
Fewest Stolen Bases, Season	14	2013

CAUGHT STEALING

Most Caught Stealing, Season	37	2003
Fewest Caught Stealing, Season	9	2005, 2011

LEFT ON BASE

Most Left On Base, Season	616	2010
Fewest Left On Base, Season	515	2003

INDIVIDUAL PITCHING AT COMERICA PARK

GAMES WON

Most Games Won, Career	97	Justin Verlander	2005-17
Most Games Won, Season	12	Justin Verlander	2010
		Max Scherzer	2013
Most Consecutive Games Won	9	Jeremy Bonderman	6/3/2006-6/9/2007
		Max Scherzer	7/27/2013-6/7/2014

GAMES LOST

Most Games Lost, Career	50	Justin Verlander	2005-17
Most Games Lost, Season	12	Mike Maroth	2003
Most Consecutive Games Lost	8	Jeremy Bonderman	8/4/2007-5/10/2008
		Fernando Rodney	4/2/2007-7/6/2009

EARNED RUN AVERAGE

Lowest ERA, Career (Minimum 125 IP)	3.01	Fernando Rodney	2002-17
Lowest ERA, Season (Minimum 75 IP)	1.65	Justin Verlander	2012
Highest ERA, Career (Minimum 125 IP)	6.80	Jordan Zimmermann	2016-17
Highest ERA, Season (Minimum 75 IP)	6.66	Jordan Zimmermann	2017

GAMES PITCHED

Most Games Pitched, Career	187	Justin Verlander	2005-17
Most Games Pitched, Season	43	Fernando Rodney	2009

GAMES STARTED

Most Games Started, Career	187	Justin Verlander	2005-17
Most Games Started, Season	19	Jason Johnson	2004
		Justin Verlander	2016

COMPLETE GAMES

Most Complete Games, Career	10	Justin Verlander	2005-17
Most Complete Games, Season	5	Steve Sparks	2001

SHUTOUTS

Most Shutouts, Career	4	Justin Verlander	2005-17
Most Shutouts, Season	1 (36 times)	Last, Matthew Boyd (DET)	2017

SAVES

Most Saves, Career	70	Todd Jones	2000-08
Most Saves, Season	22	Fernando Rodney	2009
		Jose Valverde	2011

INNINGS PITCHED

Most Innings Pitched, Career	1249.2	Justin Verlander	2005-17
Most Innings Pitched, Season	129.0	Justin Verlander	2016

RUNS ALLOWED

Most Runs Allowed, Career	500	Justin Verlander	2005-17
Most Runs Allowed, Season	75	Mike Maroth	2005
Most Runs Allowed, Game	12	Dustin McGowan (TOR)	8/21/2005

HITS ALLOWED

Most Hits Allowed, Career	1,061	Justin Verlander	2005-17
Most Hits Allowed, Season	135	Mike Maroth	2005
Most Hits Allowed, Game	15	Alfredo Simon (DET)	7/1/2015



TIGERS RECORD BOOK

DOUBLES ALLOWED

Most Doubles Allowed, Career	201	Justin Verlander	2005-17
Most Doubles Allowed, Season	29	Jeff Weaver	2001
Most Doubles Allowed, Game	6	Jeremy Bonderman	5/20/2005 vs. ARI
		Jeff Francis (COL)	6/15/2012 vs. COL
		Jordan Zimmermann	8/18/2017 vs. LAA

TRIPLES ALLOWED

Most Triples Allowed, Career	24	Justin Verlander	2005-17
Most Triples Allowed, Season	6	Jeff Weaver	2001
		Jose Paniagua	2002
		Jason Johnson	2004
		Anibal Sanchez	2013
		Jordan Zimmermann	2016
Most Triples Allowed, Game	4	Jordan Zimmermann	6/24/2016 vs. CLE

HOME RUNS ALLOWED

Most Home Runs Allowed, Career	115	Justin Verlander	2005-17
Most Home Runs Allowed, Season	20	Justin Verlander	2016
Most Home Runs Allowed, Game	6	Tim Wakefield (BOS)	8/8/2004 vs. BOS

WALKS ALLOWED

Most Walks Allowed, Career	372	Justin Verlander	2005-17
Most Walks Allowed, Season	43	Justin Verlander	2013
Most Walks Allowed, Game	8	Daisuke Matsuzaka (BOS)	5/5/2008 vs. BOS
		Ricky Romero (TOR)	8/21/2012 vs. TOR

STRIKEOUTS

Most Strikeouts, Career	1,154	Justin Verlander	2005-17
Most Strikeouts, Season	151	Justin Verlander	2016
Most Strikeouts, Game	17	Anibal Sanchez	4/26/2013 vs. ATL

WILD PITCHES

Most Wild Pitches, Career	37	Justin Verlander	2005-17
Most Wild Pitches, Season	11	Jeremy Bonderman	2003
Most Wild Pitches, Game	3 (nine times)	last, Alfredo Simon	8/25/2015 vs. LAA

CLUB PITCHING AT COMERICA PARK

HITS ALLOWED

Most Hits Allowed, Nine-Inning Game by One Club	26	9/9/2004 vs. KC (DET)
Most Hits Allowed, Nine-Inning Game by Tigers	26	9/9/2004 vs. KC

RUNS ALLOWED

Most Runs Allowed, Nine-Inning Game by One Club	26	9/9/2004 vs. KC (DET)
Most Runs Allowed, Nine-Inning Game by Tigers	26	9/9/2004 vs. KC

EARNED RUNS ALLOWED

Most Earned Runs Allowed, Nine-Inning Game by One Club	24	9/9/2004 vs. KC (DET)
Most Earned Runs Allowed, Nine-Inning Game by Tigers	24	9/9/2004 vs. KC

HOME RUNS ALLOWED

Most Home Runs Allowed, Nine-Inning Game by One Club	7	8/8/2004 vs. BOS (BOS)
		9/11/2007 vs. TEX (DET)
Most Home Runs Allowed, Nine-Inning Game by Tigers	7	9/11/2007 vs. TEX

WALKS ALLOWED

Most Walks Allowed, Nine-Inning Game by One Club	10 (eight times)	last, 9/21/2017 vs. MIN (DET)
Most Walks Allowed, Nine-Inning Game by Tigers	10	8/10/2010 vs. TB
		7/14/2017 vs. TOR
		9/21/2017 vs. MIN

STRIKEOUTS

Most Strikeouts, Nine-Inning Game by One Club	18	4/26/2013 vs. ATL (DET)
Most Strikeouts, Nine-Inning Game by Tigers	18	4/26/2013 vs. ATL

CLUB MISCELLANEOUS AT COMERICA PARK

ERRORS

Most Errors, Nine-Inning Game by Both Clubs	7	6/25/2013 vs. LAA (DET 6, LAA 1)
Most Errors, Nine-Inning Game by One Club	6	6/25/2013 vs. LAA (DET)
Most Errors, Nine-Inning Game by Tigers	6	6/25/2013 vs. LAA

LENGTH OF GAMES

Shortest Nine-Inning Game, Time	1:41	7/24/2002 vs. KC
Longest Nine-Inning Game, Time	4:13	8/24/2017 vs. NYY
Longest Extra-Inning Game, Time	5:30	6/30/2015 vs. PIT, 14 inn.



TIGERS SINGLE-GAME BATTING FEATS

TIGERS HITTING THREE HOME RUNS IN ONE GAME

Date	Batter	Opponent	Location
May 5, 1925	Ty Cobb	at St. Louis	Sportsman's Park, St. Louis
May 20, 1940	Pinky Higgins	vs. Boston	Briggs Stadium, Detroit
September 1, 1941	Rudy York	vs. St. Louis	Briggs Stadium, Detroit
June 26, 1949	Pat Mullin	at New York (AL)	Yankee Stadium, New York
April 17, 1955	Al Kaline	vs. Kansas City	Briggs Stadium, Detroit
May 3, 1959	Charlie Maxwell	vs. New York (AL)	Briggs Stadium, Detroit
August 27, 1961	Rocky Colavito	at Washington	Griffith Stadium, Washington
July 5, 1962	Rocky Colavito	at Cleveland	Cleveland Stadium, Cleveland
August 6, 1962	Steve Boros	at Cleveland	Cleveland Stadium, Cleveland
June 9, 1970	Willie Horton	vs. Milwaukee	Tiger Stadium, Detroit
August 9, 1971	Bill Freehan	at Boston	Fenway Park, Boston
May 18, 1982	Larry Herndon	vs. Oakland	Tiger Stadium, Detroit
June 28, 1987	Bill Madlock	vs. Baltimore	Tiger Stadium, Detroit
May 6, 1990	Cecil Fielder	at Toronto	SkyDome, Toronto
June 6, 1990	Cecil Fielder	at Cleveland	Cleveland Stadium, Cleveland
April 16, 1996	Cecil Fielder	at Toronto	SkyDome, Toronto
June 30, 1997	Bobby Higginson	vs. New York (NL)	Tiger Stadium, Detroit
June 24, 2000	Bobby Higginson	at Cleveland	Jacobs Field, Cleveland
May 19, 2003	Carlos Pena	at Cleveland	Jacobs Field, Cleveland
April 4, 2005	Dmitri Young	vs. Kansas City	Comerica Park, Detroit
May 28, 2010	Miguel Cabrera	vs. Oakland	Comerica Park, Detroit
May 19, 2013	Miguel Cabrera	at Texas	Rangers Ballpark in Arlington, Arlington
June 21, 2015	J.D. Martinez	at New York (AL)	Yankee Stadium, New York
June 16, 2016	Victor Martinez	at Kansas City	Kauffman Stadium, Kansas City

OPPONENTS HITTING THREE HOME RUNS IN ONE GAME

Date	Batter	Opponent	Location
July 9, 1932	Ben Chapman	at New York (AL)	Yankee Stadium, New York
July 15, 1932	Al Simmons	at Philadelphia	Shibe Park, Philadelphia
July 7, 1935	Moose Solters	vs. St. Louis	Navin Field, Detroit
September 15, 1950	Johnny Mize	vs. New York (AL)	Briggs Stadium, Detroit
July 5, 1954	Bill Glynn	vs. Cleveland	Briggs Stadium, Detroit
May 13, 1955	Mickey Mantle	at New York (AL)	Yankee Stadium, New York
June 19, 1973	George Hendrick	at Cleveland	Cleveland Stadium, Cleveland
June 18, 1975	Fred Lynn	vs. Boston	Tiger Stadium, Detroit
July 2, 1975	Don Baylor	vs. Baltimore	Tiger Stadium, Detroit
May 19, 1976	Carl Yastrzemski	vs. Boston	Tiger Stadium, Detroit
July 8, 1979	Ben Oglivie	at Milwaukee	County Stadium, Milwaukee
July 14, 1979	Claude H. Washington	at Chicago (AL)	Comiskey Park, Chicago
August 17, 1980	Al Oliver	vs. Texas	Tiger Stadium, Detroit
June 20, 1982	Ben Oglivie	vs. Milwaukee	Tiger Stadium, Detroit
July 7, 1982	Harold Baines	at Chicago (AL)	Comiskey Park, Chicago
April 20, 1983	George Brett	vs. Kansas City	Tiger Stadium, Detroit
September 1, 1986	Jim Friesley	at Seattle	Kingdome, Seattle
June 17, 1993	Carlos Baerga	vs. Cleveland	Tiger Stadium, Detroit
April 11, 1996	Dan Wilson	vs. Seattle	Tiger Stadium, Detroit
April 13, 1998	Lee Stevens	at Texas	The Ballpark in Arlington, Arlington
July 24, 1999	Trot Nixon	vs. Boston	Tiger Stadium, Detroit
July 9, 2000	Tyler Houston	at Milwaukee	County Stadium, Milwaukee
August 29, 2015	Edwin Encarnacion	at Texas	Rogers Centre, Toronto
September 20, 2015	Kendrys Morales	vs. Kansas City	Comerica Park, Detroit

TIGERS HITTING FOR THE CYCLE

Date	Batter	Opponent	Location
September 17, 1920	Bobby Veach	vs. Boston (12 innings)	Navin Field, Detroit
September 26, 1926	Bob Fothergill	vs. Boston	Navin Field, Detroit
April 20, 1937	Gee Walker	vs. Cleveland	Navin Field, Detroit
May 27, 1939	Charlie Gehringer	vs. St. Louis	Briggs Stadium, Detroit
September 14, 1947	Vic Wertz	at Washington	Griffith Stadium, Washington
June 2, 1950	George Kell	at Philadelphia	Shibe Park, Philadelphia
September 7, 1950	Hoot Evers	vs. Cleveland (10 innings)	Briggs Stadium, Detroit
July 28, 1993	Travis Fryman	vs. New York (AL)	Tiger Stadium, Detroit
June 8, 2001	Damion Easley	vs. Milwaukee	Comerica Park, Detroit
August 1, 2006	Carlos Guillen	at Tampa Bay	Tropicana Field, Tampa Bay

OPPONENTS HITTING FOR THE CYCLE

Date	Batter	Opponent	Location
August 13, 1921	George Sisler	vs. St. Louis (10 innings)	Navin Field, Detroit
June 27, 1922	Ray Schalk	vs. Chicago (AL)	Navin Field, Detroit
July 26, 1928	Bob Meusel	vs. New York (AL)	Navin Field, Detroit
August 19, 1934	Moose Solters	at Boston	Fenway Park, Boston
August 2, 1940	Joe Cronin	vs. Boston	Briggs Stadium, Detroit
July 6, 1944	Bob Johnson	at Boston	Fenway Park, Boston
May 14, 1965	Carl Yastrzemski	at Boston (10 innings)	Fenway Park, Boston
September 3, 1976	Mike Hegan	vs. Milwaukee	Tiger Stadium, Detroit
August 3, 1982	Frank White	at Kansas City	Royals Stadium, Kansas City
June 5, 1997	Alex Rodriguez	vs. Seattle	Tiger Stadium, Detroit
September 13, 2006	Gary Matthews, Jr.	vs. Texas	Comerica Park, Detroit



TIGERS RECORD BOOK

TIGERS SWITCH-HIT HOME RUNS IN ONE GAME

Date	Batter	Opponent	Location
September 16, 1985	Nelson Simmons	vs. Baltimore	Tiger Stadium, Detroit
May 7, 1993	Mickey Tettleton	vs. New York (AL) (12 innings)	Tiger Stadium, Detroit
September 7, 1993	Chad Kreuter	vs. California	Tiger Stadium, Detroit
June 6, 1996	Raul Casanova	at Baltimore	Camden Yards, Baltimore
July 15, 1996	Melvin Nieves	at Milwaukee	County Stadium, Milwaukee
August 20, 1996	Melvin Nieves	vs. Chicago (AL)	Tiger Stadium, Detroit
April 5, 1997	Tony Clark	at Chicago (AL)	Comiskey Park, Chicago
June 17, 1998	Tony Clark	vs. Minnesota	Tiger Stadium, Detroit
July 26, 1998	Tony Clark	at Cleveland	Jacobs Field, Cleveland
August 1, 1998	Tony Clark	at Tampa Bay	Tropicana Field, Tampa Bay
July 18, 1999	Tony Clark	at Cincinnati	Cinergy Field, Cincinnati
July 25, 1999	Tony Clark	vs. Boston	Tiger Stadium, Detroit
May 31, 2004	Carlos Guillen	vs. Kansas City	Comerica Park, Detroit
July 24, 2004	Carlos Guillen	at Chicago (AL)	U.S. Cellular Field, Chicago
September 18, 2004	Dmitri Young	at Chicago (AL) (12 innings)	U.S. Cellular Field, Chicago
September 12, 2006	Carlos Guillen	vs. Texas	Comerica Park, Detroit
September 23, 2009	Carlos Guillen	at Cleveland	Progressive Field, Cleveland
June 16, 2016	Victor Martinez	at Kansas City	Kauffman Stadium, Kansas City
July 1, 2016	Victor Martinez	at Tampa Bay	Tropicana Field, Tampa Bay

OPPONENTS SWITCH-HIT HOME RUNS IN ONE GAME

Date	Batter	Opponent	Location
May 13, 1955	Mickey Mantle	at New York (AL)	Yankee Stadium, New York
April 26, 1961	Mickey Mantle	vs. New York (AL) (10 innings)	Tiger Stadium, Detroit
August 11, 1968	Reggie Smith	vs. Boston	Tiger Stadium, Detroit
April 16, 1973	Reggie Smith	at Boston	Fenway Park, Boston
June 13, 1988	Mickey Tettleton	vs. Baltimore	Tiger Stadium, Detroit
September 12, 1996	Bernie Williams	vs. New York (AL)	Tiger Stadium, Detroit
May 24, 2005	Jorge Posada	at New York (AL)	Yankee Stadium, New York
August 16, 2005	Jason Varitek	vs. Boston (10 innings)	Comerica Park, Detroit
June 1, 2007	Victor Martinez	at Cleveland	Jacobs Field, Cleveland
April 28, 2012	Nick Swisher	at New York (AL)	Yankee Stadium, New York
June 20, 2015	Carlos Beltran	at New York (AL)	Yankee Stadium, New York
July 2, 2017	Jose Ramirez	vs. Cleveland	Comerica Park, Detroit
September 3, 2017	Jose Ramirez	vs. Cleveland	Comerica Park, Detroit

TIGERS HOME RUN IN FIRST MAJOR LEAGUE AT-BAT

Date	Batter	Opponent	Pitcher	Location
April 23, 1944	Hack Miller	at Cleveland	Al Smith	Cleveland Stadium, Cleveland
April 20, 1948	Sam Vico*	at Chicago	Joe Haynes	Comiskey Park, Chicago
June 19, 1963	Gates Brown	at Boston	Bob Hefner	Fenway Park, Boston
September 30, 1964	Bill Roman	at New York (AL)	Jim Bouton	Yankee Stadium, New York
September 2, 1970	Gene Lamont	at Boston	Cal Koonce	Fenway Park, Boston
September 1, 1974	Reggie Sanders	vs. Oakland	Catfish Hunter	Tiger Stadium, Detroit
August 19, 2015	Daniel Norris	at Chicago (NL)	Jon Lester	Wrigley Field, Chicago

*Homered on first major league pitch

OPPONENTS HOME RUN IN FIRST MAJOR LEAGUE AT-BAT

Date	Batter	Opponent	Pitcher	Location
April 16, 1929	Earl Averill	at Cleveland	Earl Whitehill	League Park, Cleveland
May 3, 1963	Buster Narum	vs. Baltimore	Don Mossi	Tiger Stadium, Detroit
July 11, 1968	Rick Renick	at Minnesota	Mickey Lolich	Metropolitan Stadium, Minneapolis
August 22, 1975	Dave McKay	at Minnesota	Vern Ruhle	Metropolitan Stadium, Minneapolis
June 29, 1984	Andre David	vs. Minnesota	Jack Morris	Tiger Stadium, Detroit
May 4, 2006	Mike Napoli	vs. Los Angeles (AL)	Justin Verlander	Comerica Park, Detroit

LOW-HIT GAMES BY TIGERS

NO-HITTERS

Date	Pitcher	Opponent	Location	Score
July 4, 1912	George Mullin	vs. St. Louis	Navin Field, Detroit	7-0
May 15, 1952	Virgil Trucks	vs. Washington	Briggs Stadium, Detroit	1-0
August 25, 1952	Virgil Trucks	at New York (AL)	Yankee Stadium, New York	1-0
July 20, 1958	Jim Bunning	at Boston	Fenway Park, Boston	3-0
April 7, 1984	Jack Morris	at Chicago (AL)	Comiskey Park, Chicago	4-0
June 12, 2007	Justin Verlander	vs. Milwaukee	Comerica Park, Detroit	4-0
May 7, 2011	Justin Verlander	at Toronto	Rogers Centre, Toronto	9-0

ONE-HITTERS (since 1954)

Date	Pitcher	Opponent	Location	Score
May 2, 1954	Billy Hoelt	at New York (AL)	Yankee Stadium, New York	4-0
April 14, 1961	Frank Lary	vs. Chicago (AL)	Briggs Stadium, Detroit	7-0
July 3, 1965	Denny McLain	at Washington	RFK Stadium, Washington	1-0
May 6, 1966	Denny McLain	at Chicago (AL)	Comiskey Park, Chicago	1-0
May 30, 1966	Denny McLain	at Kansas City	Municipal Stadium, Kansas City	5-2
August 18, 1967	Mickey Lolich	vs. Cleveland	Tiger Stadium, Detroit	4-0
July 25, 1968	Joe Sparma	at Washington	RFK Stadium, Washington	4-1
August 20, 1968	John Hiller	vs. Chicago (AL)	Tiger Stadium, Detroit	7-0
May 31, 1969	Joe Sparma	at Seattle	Sick's Stadium, Seattle	3-2
July 2, 1970	Joe Niekro	vs. New York (AL)	Tiger Stadium, Detroit	5-0
September 23, 1973	Joe Coleman	vs. Boston	Tiger Stadium, Detroit	3-0
August 1, 1974	Woodie Fryman	at Milwaukee	County Stadium, Milwaukee	2-0
May 6, 1975	Joe Coleman	vs. Milwaukee	Tiger Stadium, Detroit	4-2
May 7, 1976	Roy Bare	vs. Chicago (AL)	Tiger Stadium, Detroit	5-0
August 21, 1980	Jack Morris	at Minnesota	Metropolitan Stadium, Minneapolis	4-2
April 20, 1982	Milt Wilcox	vs. Kansas City	Tiger Stadium, Detroit	8-0
April 15, 1983	Milt Wilcox	at Chicago (AL)	Comiskey Park, Chicago	6-0
August 2, 1985	Frank Tanana	vs. Milwaukee	Tiger Stadium, Detroit	4-1



Tigers One-Hitters Continued

Date	Pitcher	Opponent	Location	Score
August 20, 1986	Walt Terrell	vs. California	Tiger Stadium, Detroit	3-0
July 28, 1988	Jeff Robinson	vs. Kansas City	Tiger Stadium, Detroit	7-1
September 25, 1988	Jack Morris	at Baltimore	Memorial Stadium, Baltimore	2-1
July 6, 1990	Jack Morris	vs. Kansas City	Tiger Stadium, Detroit	4-0
July 25, 1993	Mike Moore	vs. Kansas City	Tiger Stadium, Detroit	3-0
August 23, 1993	Mike Moore	vs. Oakland	Tiger Stadium, Detroit	9-0
September 9, 1997	Scott Sanders	vs. Texas	Tiger Stadium, Detroit	4-0
May 22, 2002	Jeff Weaver	vs. Cleveland	Comerica Park, Detroit	2-0
July 16, 2004	Mike Maroth	vs. New York (AL)	Comerica Park, Detroit	8-0
June 2, 2010	Armando Galarraga	vs. Cleveland	Comerica Park, Detroit	3-0
May 18, 2012	Justin Verlander	vs. Pittsburgh	Comerica Park, Detroit	6-0
May 24, 2013	Anibal Sanchez	vs. Minnesota	Comerica Park, Detroit	6-0
August 21, 2014	David Price	at Tampa Bay	Tropicana Field, Tampa Bay	1-0
August 20, 2015	Alfredo Simon	vs. Texas	Comerica Park, Detroit	4-0
August 26, 2015	Justin Verlander	vs. Los Angeles (AL)	Comerica Park, Detroit	5-0
September 17, 2017	Matthew Boyd	vs. Chicago (AL)	Comerica Park, Detroit	12-0

COMBINED ONE-HITTERS (since 1954)

Date	Pitchers	Opponent	Location	Score
July 14, 1985	Terrell, Hernandez	vs. Minnesota	Tiger Stadium, Detroit	8-0
May 25, 1988	Robinson, Hernandez	vs. Milwaukee	Tiger Stadium, Detroit	4-3
June 25, 2004	Johnson, Urbina	vs. Arizona	Comerica Park, Detroit	2-1
August 21, 2007	Jurjens, Zumaya, Rodney, Jones	vs. Cleveland	Comerica Park, Detroit	2-1
May 19, 2009	Willis, Lyon, Seay, Zumaya, Rodney	vs. Texas	Comerica Park, Detroit	4-0

LOW-HIT GAMES AGAINST TIGERS

NO-HITTERS

Date	Pitcher	Opponent	Location	Score
September 20, 1902	Jim Callahan	at Chicago (AL)	Comiskey Park, Chicago	3-0
September 6, 1905	Frank Smith	vs. Chicago (AL)	Bennett Park, Detroit	15-0
August 30, 1912	Earl Hamilton	vs. St. Louis	Navin Field, Detroit	5-1
June 3, 1918	Hub Leonard	vs. Boston	Navin Field, Detroit	5-0
April 30, 1922	Charley Robertson*	vs. Chicago	Navin Field, Detroit	0-2
June 30, 1948	Bob Lemon	vs. Cleveland	Briggs Stadium, Detroit	2-0
July 1, 1951	Bob Feller	at Cleveland	Cleveland Stadium, Cleveland	2-1
September 10, 1967	Joe Horlen	at Chicago (AL)	Comiskey Park, Chicago	6-0
April 27, 1973	Steve Busby	vs. Kansas City	Tiger Stadium, Detroit	3-0
July 15, 1973	Nolan Ryan	vs. California	Tiger Stadium, Detroit	6-0
June 2, 1990	Randy Johnson	at Seattle	Kingdome, Seattle	2-0
July 26, 2010	Matt Garza	at Tampa Bay	Tropicana Field, St. Petersburg	5-0
September 29, 2013	Henderson Alvarez	at Miami	Marlins Park, Miami	1-0

*Perfect Game

COMBINED NO-HITTERS

Date	Pitchers	Opponent	Location	Score
April 30, 1967	Steve Barber/Stu Miller	vs. Baltimore	Memorial Stadium, Baltimore	2-1 ^a

^aTigers Victory

ONE HITTERS (since 1954)

Date	Pitcher	Opponent	Location	Score
July 6, 1954	Virgil Trucks	vs. Chicago (AL)	Briggs Stadium, Detroit	4-0
May 22, 1955	Early Wynn	vs. Cleveland	Briggs Stadium, Detroit	4-0
July 15, 1959	Camilo Pascual	at Washington	Griffith Stadium, Washington	3-0
May 7, 1960	Bill Monbouquette	at Boston	Fenway Park, Boston	5-0
July 19, 1960	Pedro Ramos	vs. Washington	Briggs Stadium, Detroit	5-0
August 19, 1967	John O'Donoghue	vs. Cleveland	Tiger Stadium, Detroit	5-0
April 24, 1968	Steve Hargan	at Cleveland	Cleveland Stadium, Cleveland	2-0
May 6, 1968	Dave Leonhard	at Baltimore	Memorial Stadium, Baltimore	4-0
April 12, 1969	Mel Stottlemyre	vs. New York (AL)	Tiger Stadium, Detroit	4-0
July 16, 1971	Vida Blue	at Oakland	Oakland-Alameda Coliseum, Oakland	4-0
August 1, 1972	Skip Lockwood	vs. Milwaukee	Tiger Stadium, Detroit	9-0
June 8, 1975	Ken Holtzman	at Oakland	Oakland-Alameda Coliseum, Oakland	4-0
August 28, 1976	Vida Blue	at Oakland	Oakland-Alameda Coliseum, Oakland	5-2
September 2, 1987	Tom Candiotti	vs. Cleveland	Tiger Stadium, Detroit	2-1 ^a
July 7, 1990	Kevin Appier	vs. Kansas City	Tiger Stadium, Detroit	4-0
May 3, 1996	Ken Hill	vs. Texas	Tiger Stadium, Detroit	11-0
May 4, 1996	Roger Pavlik	vs. Texas	Tiger Stadium, Detroit	3-1
September 27, 1998	Roy Halladay	at Toronto	Skydome, Toronto	2-1
May 2, 2003	Joe Kennedy	vs. Tampa Bay	Comerica Park, Detroit	2-0
April 11, 2014	Andrew Cashner	at San Diego	Petco Park, San Diego	6-0
September 21, 2015	Jeff Samardzija	vs. Chicago (AL)	Comerica Park, Detroit	2-0

^aTigers Victory

COMBINED ONE HITTERS (since 1954)

Date	Pitchers	Opponent	Location	Score
April 10, 1982	Leonard, Jackson, Quisenberry	at Kansas City	Royals Stadium, Kansas City	5-2
September 18, 1988	Milacki, Niedenfuer	vs. Baltimore	Tiger Stadium, Detroit	2-0
April 10, 1991	Sanderson, Cadaret	vs. New York (AL)	Tiger Stadium, Detroit	4-0
September 26, 1997	Pettitte, Boehringer, Rivera, Nelson	vs. New York (AL)	Tiger Stadium, Detroit	8-2
August 18, 1999	Alvarez, Lopez	vs. Tampa Bay	Tiger Stadium, Detroit	4-0
August 4, 2002	Lidle, Rincon, Bradford, Koch	at Oakland	Network Associates Coliseum, Oakland	4-0
July 18, 2015	Tillman, Britton	vs. Baltimore	Comerica Park, Detroit	3-0
May 22, 2017	Peacock, Devenski, Harris, Giles	at Houston	Minute Maid Park, Houston	1-0
August 7, 2017	Williams, Kontos, Nicasio	at Pittsburgh	PNC Park, Pittsburgh	3-0



TIGERS RECORD BOOK

TIGERS GRAND SLAMS

GRAND SLAMS BY CURRENT TIGERS

Player	No.	Last	Opponent	Site	Pitcher
Miguel Cabrera	1	9/15/2007	at Colorado	Coors Field	Juan Morillo
Miguel Cabrera	2	4/10/2009	Texas	Comerica Park	Kris Benson
Miguel Cabrera	3	9/18/2012	Oakland	Comerica Park	Jesse Chavez
Miguel Cabrera	4	6/1/2013	at Baltimore	Oriole Park at Camden Yards	T.J. McFarland
Nicholas Castellanos	1	7/22/2015	Seattle	Comerica Park	Mike Montgomery
Nicholas Castellanos	2	8/19/2015	at Chicago (NL)	Wrigley Field	Jon Lester
Nicholas Castellanos	3	9/8/2017	at Toronto	Rogers Centre	Marcus Stroman
Victor Martinez	1	10/3/2009	Cleveland	Fenway Park	Aaron Laffey
Victor Martinez	2	9/7/2011	at Cleveland	Progressive Field	Tony Sipp
Victor Martinez	3	6/22/2013	Boston	Comerica Park	Allen Webster
Victor Martinez	4	6/16/2014	at Tampa Bay	Tropicana Field	Kirby Yates
Victor Martinez	5	9/25/2016	Kansas City	Comerica Park	Edinson Volquez
James McCann	1	7/31/2016	Houston	Comerica Park	Dallas Keuchel
James McCann	2	8/12/2017	Minnesota	Comerica Park	Jose Berrios

CAREER LEADERS

Hank Greenberg.....	10
Rudy York.....	10
Cecil Fielder.....	10
Norm Cash.....	8
Dick McAuliffe.....	8
Jim Northrup.....	8
Willie Horton.....	6
Marcus Thames.....	6
Eight Players.....	5

SINGLE-SEASON LEADERS

Rudy York.....	4.....	1938
Jim Northrup.....	4.....	1968
Willie Horton.....	3.....	1969
Dan Gladden.....	3.....	1993
Justin Upton.....	3.....	2017
Bobby Higginson.....	3.....	1997
Many Players.....	2.....	

PINCH-HIT GRAND SLAMS IN CLUB HISTORY

Date	Player	Opponent	Site	Pitcher
5/14/1939	Rudy York	at St. Louis	Sportsman's Park	Lefty Mills
5/31/1944	Al Unser	vs. New York (AL)	Briggs Stadium	Monk Dubiel
7/15/1945	Zeb Eaton	at New York (AL)	Yankee Stadium	Hank Borowy
7/26/1952	Bud Souchock	vs. New York (AL)	Briggs Stadium	Bobby Hogue
9/3/1952	Don Kolloway	at Cleveland	Cleveland Stadium	Lou Brissie
7/3/1983	John Wockenfuss	vs. Baltimore	Tiger Stadium	Dan Morogiello
7/23/1986	Johnny Grubb	vs. Minnesota	Tiger Stadium	Frank Pastore
8/16/1986	Larry Herndon	at Boston	Fenway Park	Joe Sambito
5/6/1988	Pat Sheridan	at Seattle	Kingdome	Michael Jackson
9/25/1988	Fred Lynn	at Baltimore	Memorial Stadium	Tom Niedenfuer
8/11/1991	Mickey Tettleton	at New York (AL)	Yankee Stadium	Lee Guetterman
8/12/1993	Chad Kreuter	vs. Baltimore	Tiger Stadium	Jim Poole

CLUB LEADERS

1938.....	10
1939.....	8
1993.....	8
2007.....	8
1949.....	7
2009.....	7
2017.....	7

TIGERS LEADOFF HOME RUNS

Leonys Martin

Date	Opponent	Pitcher
9/11/2014	Los Angeles (AL)	Cory Rasmus

CAREER LEADERS

Curtis Granderson.....	24
Lou Whitaker.....	23
Dick McAuliffe.....	19
Ian Kinsler.....	17
Tony Phillips.....	13
Austin Jackson.....	10

SINGLE-SEASON LEADERS

Ian Kinsler.....	8.....	2016
Curtis Granderson.....	7.....	2007, 2009
Curtis Granderson.....	6.....	2006
Austin Jackson.....	6.....	2012
Ian Kinsler.....	6.....	2017
Four Players.....	5.....	

CLUB LEADERS

2007, 2009, 2016.....	8
1999.....	7
2006.....	7
Six Seasons.....	6

TIGERS WALK-OFF HOME RUNS

Miguel Cabrera

Date	Opponent	Pitcher
6/20/2003	Tampa Bay	Al Levine
6/12/2008	Chicago (AL)	Octavio Delgado
7/9/2008	Cleveland	Jensen Lewis
9/3/2011	Chicago (AL)	Sergio Santos
8/5/2012	Cleveland	Chris Perez
8/17/2013	Kansas City	Aaron Crow
6/15/2017	Tampa Bay	Tommy Hunter

Victor Martinez

Date	Opponent	Pitcher
9/16/2008	Minnesota	Joe Nathan

James McCann

Date	Opponent	Pitcher
5/21/2015	Houston	Tony Sipp
6/28/2015	Chicago (AL)	Zach Putnam

CAREER LEADERS

Lou Whitaker.....	8
Kirk Gibson.....	7
Miguel Cabrera.....	6
Hank Greenberg.....	6
Willie Horton.....	6
Brandon Inge.....	6
Al Kaline.....	6

SINGLE-SEASON LEADERS

Mickey Tettleton.....	3.....	1992
25 Players.....	2.....	

CLUB LEADERS

1968.....	7
1988.....	6
1969.....	5
1994.....	5
Eight Seasons.....	4

Leonys Martin

Date	Opponent	Pitcher
7/30/2013	Los Angeles (AL)	Daniel Stange
5/24/2016	Oakland	Ryan Madson
7/20/2016	Chicago (AL)	Dan Jennings

TIGERS CAREER TOP TEN



BATTING LEADERS

BATTING AVERAGE (min. 2,000 AB)

.369	Ty Cobb	1905-26
.342	Harry Heilmann	1914, 1916-29
.337	Bob Fothergill	1922-30
.325	George Kell	1946-52
.321	Heinie Manush	1923-27
.320	Charlie Gehringer	1924-42
.319	Hank Greenberg	1930, 1933-41, 1945-46
.319	Miguel Cabrera	2008-17
.317	Gee Walker	1931-37
.314	Harvey Kuenn	1952-59

GAMES

2,834	Al Kaline	1953-74
2,805	Ty Cobb	1905-26
2,390	Lou Whitaker	1977-95
2,323	Charlie Gehringer	1924-42
2,293	Alan Trammell	1977-96
2,114	Sam Crawford	1903-17
2,018	Norm Cash	1960-74
1,989	Harry Heilmann	1914, 1916-29
1,872	Donie Bush	1908-21
1,774	Bill Freehan	1961, 1963-76

AT-BATS

10,586	Ty Cobb	1905-26
10,116	Al Kaline	1953-74
8,860	Charlie Gehringer	1924-42
8,570	Lou Whitaker	1977-95
8,288	Alan Trammell	1977-96
7,989	Sam Crawford	1903-17
7,297	Harry Heilmann	1914, 1916-29
6,970	Donie Bush	1908-21
6,593	Norm Cash	1960-74
6,073	Bill Freehan	1961, 1963-76

RUNS

2,087	Ty Cobb	1905-26
1,775	Charlie Gehringer	1924-42
1,622	Al Kaline	1953-74
1,386	Lou Whitaker	1977-95
1,242	Donie Bush	1908-21
1,231	Alan Trammell	1977-96
1,209	Harry Heilmann	1914, 1916-29
1,117	Sam Crawford	1903-17
1,027	Norm Cash	1960-74
976	Hank Greenberg	1930, 1933-41, 1945-46

HITS

3,902	Ty Cobb	1905-26
3,007	Al Kaline	1953-74
2,839	Charlie Gehringer	1924-42
2,499	Harry Heilmann	1914, 1916-29
2,461	Sam Crawford	1903-17
2,369	Lou Whitaker	1977-95
2,365	Alan Trammell	1977-96
1,859	Bobby Veach	1912-23
1,794	Miguel Cabrera	2008-17
1,793	Norm Cash	1960-74

TOTAL BASES

5,472	Ty Cobb	1905-26
4,852	Al Kaline	1953-74
4,257	Charlie Gehringer	1924-42
3,778	Harry Heilmann	1914, 1916-29
3,651	Lou Whitaker	1977-95
3,571	Sam Crawford	1903-17
3,442	Alan Trammell	1977-96
3,233	Norm Cash	1960-74
3,142	Miguel Cabrera	2008-17
2,950	Hank Greenberg	1930, 1933-41, 1945-46

EXTRA-BASE HITS

1,062	Ty Cobb	1905-26
972	Al Kaline	1953-74
904	Charlie Gehringer	1924-42
806	Harry Heilmann	1914, 1916-29
741	Hank Greenberg	1930, 1933-41, 1945-46
729	Lou Whitaker	1977-95
721	Sam Crawford	1903-17
693	Miguel Cabrera	2008-17
654	Norm Cash	1960-74
652	Alan Trammell	1977-96

DOUBLES

665	Ty Cobb	1905-26
574	Charlie Gehringer	1924-42
498	Al Kaline	1953-74
497	Harry Heilmann	1914, 1916-29
420	Lou Whitaker	1977-95
412	Alan Trammell	1977-96
402	Sam Crawford	1903-17
366	Hank Greenberg	1930, 1933-41, 1945-46
362	Miguel Cabrera	2008-17
345	Bobby Veach	1912-23

TRIPLES

286	Ty Cobb	1905-26
249	Sam Crawford	1903-17
146	Charlie Gehringer	1924-42
145	Harry Heilmann	1914, 1916-29
136	Bobby Veach	1912-23
75	Al Kaline	1953-74
73	Donie Bush	1908-21
70	Dick McAuliffe	1960-73
69	Hank Greenberg	1930, 1933-41, 1945-46
66	Lu Blue	1921-27

HOMERUNS

399	Al Kaline	1953-74
373	Norm Cash	1960-74
324	Miguel Cabrera	2008-16
306	Hank Greenberg	1930, 1933-41, 1945-46
262	Willie Horton	1963-77
245	Cecil Fielder	1990-96
244	Lou Whitaker	1977-95
239	Rudy York	1934, 1937-45
212	Lance Parrish	1977-86
200	Bill Freehan	1961, 1963-76

RUNS BATTED IN (since 1920)

1,582	Al Kaline	1953-74
1,427	Charlie Gehringer	1924-42
1,202	Hank Greenberg	1930, 1933-41, 1945-46
1,133	Harry Heilmann	1914, 1916-29
1,090	Miguel Cabrera	2008-17
1,088	Norm Cash	1960-74
1,084	Lou Whitaker	1977-95
1,003	Alan Trammell	1977-96
937	Rudy York	1934, 1937-45
886	Willie Horton	1963-77

WALKS

1,277	Al Kaline	1953-74
1,197	Lou Whitaker	1977-95
1,186	Charlie Gehringer	1924-42
1,148	Ty Cobb	1905-26
1,125	Donie Bush	1908-21
1,025	Norm Cash	1960-74
850	Alan Trammell	1977-96
842	Dick McAuliffe	1960-73
792	Harry Heilmann	1914, 1916-29
748	Hank Greenberg	1930, 1933-41, 1945-46

STRIKEOUTS

1,189	Brandon Inge	2001-12
1,099	Lou Whitaker	1977-95
1,081	Norm Cash	1960-74
1,034	Miguel Cabrera	2008-17
1,020	Al Kaline	1953-74
945	Willie Horton	1963-77
932	Dick McAuliffe	1960-73
931	Travis Fryman	1990-97
930	Kirk Gibson	1979-87, 1993-95
926	Cecil Fielder	1990-96

STOLEN BASES

865	Ty Cobb	1905-26
400	Donie Bush	1908-21
317	Sam Crawford	1903-17
294	Ron LeFlore	1974-79
236	Alan Trammell	1977-96
194	Kirk Gibson	1979-87, 1993-95
190	George Moriarty	1909-15
189	Bobby Veach	1912-23
181	Charlie Gehringer	1924-42
143	Lou Whitaker	1977-95

CAUGHT STEALING

188	Ty Cobb	1905-26
109	Alan Trammell	1977-96
98	Ron LeFlore	1974-79
89	Charlie Gehringer	1924-42
75	Bobby Veach	1912-23
75	Lou Whitaker	1977-95
71	Donie Bush	1908-21
65	Al Kaline	1953-74
64	Harry Heilmann	1914, 1916-29
64	Kirk Gibson	1979-87, 1993-95

ON-BASE PERCENTAGE

(min. 2,000 AB)		
.434	Ty Cobb	1905-26
.420	Johnny Bassler	1921-27
.412	Hank Greenberg	1930, 1933-41, 1945-46
.410	Harry Heilmann	1914, 1916-29
.404	Charlie Gehringer	1924-42
.403	Lu Blue	1921-27
.398	Miguel Cabrera	2008-17
.396	Dick Wakefield	1941-49
.395	Tony Phillips	1990-94
.391	George Kell	1946-52

SLUGGING PERCENTAGE

(min. 2,000 AB)		
.616	Hank Greenberg	1930, 1933-41, 1945-46
.558	Miguel Cabrera	2008-17
.518	Harry Heilmann	1914, 1916-29
.517	Ty Cobb	1905-26
.503	Rudy York	1934, 1937-45
.502	Tony Clark	1995-2001
.501	Rocky Colavito	1960-63
.498	Cecil Fielder	1990-96
.490	Norm Cash	1960-74
.484	Curtis Granderson	2004-09



TIGERS CAREER TOP TEN

PITCHING LEADERS

WINS

222	Hooks Dauss	1912-26
208	George Mullin	1902-13
207	Mickey Lolich	1963-75
200	Hal Newhouser	1939-53
198	Jack Morris	1977-90
194	Tommy Bridges	1930-43, 1945-46
183	Justin Verlander	2005-17
161	Dizzy Trout	1939-52
141	Wild Bill Donovan	1903-12, 1918
133	Earl Whitehill	1923-32

LOSSES

182	Hooks Dauss	1912-26
179	George Mullin	1902-13
175	Mickey Lolich	1963-75
153	Dizzy Trout	1939-52
150	Jack Morris	1977-90
148	Hal Newhouser	1939-53
138	Tommy Bridges	1930-43, 1945-46
119	Earl Whitehill	1923-32
114	Justin Verlander	2005-17
110	Frank Lary	1954-64

EARNED RUN AVERAGE

(min. 1,000.0 IP)

2.34	Harry Coveleski	1914-18
2.38	Ed Killian	1904-10
2.49	Wild Bill Donovan	1903-12, 1918
2.61	Ed Siever	1901-02, 1906-08
2.76	George Mullin	1902-13
2.83	John Hiller	1965-70, 1972-80
2.89	Ed Willett	1906-13
3.06	Jean Dubuc	1912-16
3.07	Hal Newhouser	1939-53
3.09	Bernie Boland	1915-20

GAMES

545	John Hiller	1965-70, 1972-80
538	Hooks Dauss	1912-26
508	Mickey Lolich	1963-75
493	Dizzy Trout	1939-52
491	Mike Henneman	1987-95
480	Todd Jones	1997-2001, 2006-08
460	Hal Newhouser	1939-53
435	George Mullin	1902-13
430	Jack Morris	1977-90
424	Tommy Bridges	1930-43, 1945-46

GAMES STARTED

459	Mickey Lolich	1963-75
408	Jack Morris	1977-90
395	George Mullin	1902-13
388	Hooks Dauss	1912-26
380	Justin Verlander	2005-17
373	Hal Newhouser	1939-53
362	Tommy Bridges	1930-43, 1945-46
305	Dizzy Trout	1939-52
287	Earl Whitehill	1923-32
274	Frank Lary	1954-64
274	Dan Petry	1979-87, 1990-91

COMPLETE GAMES

336	George Mullin	1902-13
245	Hooks Dauss	1912-26
213	Wild Bill Donovan	1903-12, 1918
212	Hal Newhouser	1939-53
200	Tommy Bridges	1930-43, 1945-46
190	Mickey Lolich	1963-75
156	Dizzy Trout	1939-52
154	Jack Morris	1977-90
148	Earl Whitehill	1923-32
142	Ed Killian	1904-10

SHUTOUTS

39	Mickey Lolich	1963-75
34	George Mullin	1902-13
33	Tommy Bridges	1930-43, 1945-46
33	Hal Newhouser	1939-53
29	Wild Bill Donovan	1903-12, 1918
28	Dizzy Trout	1939-52
26	Denny McLain	1963-70
24	Jack Morris	1977-90
22	Hooks Dauss	1912-26
20	Virgil Trucks	1941-43, 1945-52, 1956
20	Frank Lary	1954-64

SAVES

235	Todd Jones	1997-2001, 2006-08
154	Mike Henneman	1987-95
125	John Hiller	1965-70, 1972-80
120	Guillermo Hernandez	1984-89
119	Jose Valverde	2010-13
85	Aurelio Lopez	1979-85
70	Fernando Rodney	2002-09
55	Terry Fox	1961-66
51	Francisco Rodriguez	2016-17
45	Al Benton	1938-42, 1945-48

INNINGS PITCHED

3,394.0	George Mullin	1902-13
3,390.2	Hooks Dauss	1912-26
3,361.2	Mickey Lolich	1963-75
3,042.2	Jack Morris	1977-90
2,944.0	Hal Newhouser	1939-53
2,826.1	Tommy Bridges	1930-43, 1945-46
2,591.2	Dizzy Trout	1939-52
2,511.0	Justin Verlander	2005-17
2,171.1	Earl Whitehill	1923-32
2,137.1	Wild Bill Donovan	1903-12, 1918

HITS ALLOWED

3,407	Hooks Dauss	1912-26
3,206	George Mullin	1902-13
3,093	Mickey Lolich	1963-75
2,767	Jack Morris	1977-90
2,675	Tommy Bridges	1930-43, 1945-46
2,639	Hal Newhouser	1939-53
2,504	Dizzy Trout	1939-52
2,329	Earl Whitehill	1923-32
2,225	Justin Verlander	2005-17
1,975	Frank Lary	1954-64

RUNS ALLOWED

1,594	Hooks Dauss	1912-26
1,480	George Mullin	1902-13
1,415	Mickey Lolich	1963-75
1,382	Jack Morris	1977-90
1,321	Tommy Bridges	1930-43, 1945-46
1,225	Earl Whitehill	1923-32
1,181	Hal Newhouser	1939-53
1,101	Dizzy Trout	1939-52
1,057	Justin Verlander	2005-17
949	Vic Sorrell	1928-37

EARNED RUNS ALLOWED

1,289	Mickey Lolich	1963-75
1,262	Jack Morris	1977-90
1,245	Hooks Dauss	1912-26
1,122	Tommy Bridges	1930-43, 1945-46
1,042	George Mullin	1902-13
1,004	Earl Whitehill	1923-32
1,003	Hal Newhouser	1939-53
975	Justin Verlander	2005-17
922	Dizzy Trout	1939-52
823	Vic Sorrell	1928-37

HOME RUNS ALLOWED

329	Mickey Lolich	1963-75
321	Jack Morris	1977-90
240	Justin Verlander	2005-17
223	Jim Bunning	1955-63
195	Denny McLain	1963-70
187	Dan Petry	1979-87, 1990-91
182	Frank Tanana	1985-92
181	Tommy Bridges	1930-43, 1945-46
180	Frank Lary	1954-64
165	Paul Foytack	1953, 1955-63

HIT BY PITCHES

121	Hooks Dauss	1912-26
116	George Mullin	1902-13
93	Ed Willett	1906-13
91	Mickey Lolich	1963-75
90	Frank Lary	1954-64
83	Justin Verlander	2005-17
73	Jim Bunning	1955-63
68	Ed Killian	1904-10
65	Wild Bill Donovan	1903-12, 1918
65	Earl Whitehill	1923-32

WALKS

1,227	Hal Newhouser	1939-53
1,192	Tommy Bridges	1930-43, 1945-46
1,106	George Mullin	1902-13
1,086	Jack Morris	1977-90
1,067	Hooks Dauss	1912-26
1,014	Mickey Lolich	1963-75
978	Dizzy Trout	1939-52
831	Earl Whitehill	1923-32
766	Justin Verlander	2005-17
744	Dan Petry	1979-87, 1990-91

STRIKEOUTS

2,679	Mickey Lolich	1963-75
2,373	Justin Verlander	2005-17
1,980	Jack Morris	1977-90
1,770	Hal Newhouser	1939-53
1,674	Tommy Bridges	1930-43, 1945-46
1,406	Jim Bunning	1955-63
1,380	George Mullin	1902-13
1,201	Hooks Dauss	1912-26
1,199	Dizzy Trout	1939-52
1,150	Denny McLain	1963-70

TIGERS SINGLE-SEASON TOP TEN



BATTING LEADERS

BATTING AVERAGE

.420	Ty Cobb	1911
.410	Ty Cobb	1912
.403	Harry Heilmann	1923
.401	Ty Cobb	1922
.398	Harry Heilmann	1927
.394	Harry Heilmann	1921
.393	Harry Heilmann	1925
.390	Ty Cobb	1913
.389	Ty Cobb	1921
.385	Ty Cobb	1910

GAMES PLAYED

163	Rocky Colavito	1961
162	Jimmy Barrett	1904
162	Jake Wood	1961
162	Dick McAuliffe	1964
162	Don Wert	1965
162	Ed Brinkman	1973
162	Rusty Staub	1978
162	Cecil Fielder	1991
162	Brian Hunter	1997
162	Prince Fielder	2012
162	Prince Fielder	2013

AT-BATS

684	Ian Kinsler	2014
679	Harvey Kuenn	1953
666	Ron LeFlore	1978
663	Jake Wood	1961
659	Travis Fryman	1992
658	Brian Hunter	1997
656	Harvey Kuenn	1954
652	Ron LeFlore	1977
643	Lou Whitaker	1983
642	Rusty Staub	1978

RUNS

147	Ty Cobb	1911
144	Ty Cobb	1915
144	Charlie Gehringer	1930
144	Charlie Gehringer	1936
144	Hank Greenberg	1938
137	Hank Greenberg	1937
135	Charlie Gehringer	1934
133	Charlie Gehringer	1937
133	Charlie Gehringer	1938
131	Lu Blue	1922
131	Charlie Gehringer	1929

HITS

248	Ty Cobb	1911
237	Harry Heilmann	1921
227	Ty Cobb	1912
227	Charlie Gehringer	1936
225	Ty Cobb	1917
225	Harry Heilmann	1925
218	George Kell	1950
217	Sam Crawford	1911
216	Ty Cobb	1909
216	Magglio Ordoñez	2007

TOTAL BASES

397	Hank Greenberg	1937
389	Hank Greenberg	1935
384	Hank Greenberg	1940
380	Hank Greenberg	1938
377	Miguel Cabrera	2012
367	Ty Cobb	1911
365	Harry Heilmann	1921
363	Dale Alexander	1929
356	Hank Greenberg	1934
356	Charlie Gehringer	1936

EXTRA-BASE HITS

103	Hank Greenberg	1937
99	Hank Greenberg	1940
98	Hank Greenberg	1935
96	Hank Greenberg	1934
87	Charlie Gehringer	1936
85	Hank Greenberg	1938
85	Rudy York	1940
84	Curtis Granderson	2007
84	Miguel Cabrera	2010
84	Miguel Cabrera	2012

DOUBLES

63	Hank Greenberg	1934
60	Charlie Gehringer	1936
56	George Kell	1950
55	Gee Walker	1936
54	Magglio Ordoñez	2007
52	Miguel Cabrera	2014
50	Harry Heilmann	1927
50	Charlie Gehringer	1934
50	Hank Greenberg	1940
49	Hank Greenberg	1937

TRIPLES

26	Sam Crawford	1914
25	Sam Crawford	1903
24	Ty Cobb	1911
23	Ty Cobb	1912
23	Sam Crawford	1913
23	Ty Cobb	1917
23	Curtis Granderson	2007
21	Sam Crawford	1912
20	Ty Cobb	1908
19	Sam Crawford	1910
19	Sam Crawford	1915
19	Charlie Gehringer	1929
19	Roy Johnson	1931
19	Barney McCosky	1940

HOMERUNS

58	Hank Greenberg	1938
51	Cecil Fielder	1990
45	Rocky Colavito	1961
44	Hank Greenberg	1946
44	Cecil Fielder	1991
44	Miguel Cabrera	2012
44	Miguel Cabrera	2013
41	Hank Greenberg	1940
41	Norm Cash	1961
40	Hank Greenberg	1937
40	Darrell Evans	1985

RUNS BATTED IN (since 1920)

183	Hank Greenberg	1937
170	Hank Greenberg	1935
150	Hank Greenberg	1940
146	Hank Greenberg	1938
140	Rocky Colavito	1961
139	Harry Heilmann	1921
139	Hank Greenberg	1934
139	Magglio Ordoñez	2007
139	Miguel Cabrera	2012
137	Dale Alexander	1929
137	Miguel Cabrera	2013

WALKS

137	Roy Cullenbine	1947
135	Eddie Yost	1959
132	Tony Phillips	1993
125	Eddie Yost	1960
124	Norm Cash	1961
122	Mickey Tettleton	1992
120	Eddie Lake	1947
119	Hank Greenberg	1938
118	Donie Bush	1915
118	Ty Cobb	1915

STRIKEOUTS

182	Cecil Fielder	1990
181	Austin Jackson	2011
179	Justin Upton	2016
178	J.D. Martinez	2015
175	Rob Deer	1991
174	Curtis Granderson	2006
170	Brandon Inge	2009
170	Austin Jackson	2010
158	Melvin Nieves	1996
157	Melvin Nieves	1997

STOLEN BASES

96	Ty Cobb	1915
83	Ty Cobb	1911
78	Ron LeFlore	1979
76	Ty Cobb	1909
74	Brian Hunter	1997
68	Ty Cobb	1916
68	Ron LeFlore	1978
65	Ty Cobb	1910
61	Ty Cobb	1912
58	Ron LeFlore	1976

SLUGGING PERCENTAGE

.683	Hank Greenberg	1938
.670	Hank Greenberg	1940
.668	Hank Greenberg	1937
.662	Norm Cash	1961
.636	Miguel Cabrera	2013
.632	Harry Heilmann	1923
.628	Hank Greenberg	1935
.622	Miguel Cabrera	2010
.622	Hank Greenberg	1939
.621	Ty Cobb	1911

ON-BASE PERCENTAGE

.487	Norm Cash	1961
.486	Ty Cobb	1915
.481	Harry Heilmann	1923
.475	Harry Heilmann	1927
.468	Ty Cobb	1925
.467	Ty Cobb	1913
.467	Ty Cobb	1911
.462	Ty Cobb	1922
.458	Charlie Gehringer	1937
.458	Ty Cobb	1912

PINCH HITS

19	Bob Fothergill	1929
18	Gates Brown	1968
17	Sammy Hale	1920
17	Vic Wertz	1962
16	Gates Brown	1974
15	Gus Zernial	1958
13	Billy Rhiel	1932
13	Pat Mullin	1953
13	Gates Brown	1966
13	Dalton Jones	1971

CONSECUTIVE-GAME HIT STREAKS

(Within a Single Season)

40	Ty Cobb	1911
35	Ty Cobb	1917
30	Goose Goslin	1934
30	Ron LeFlore	1976
29	Dale Alexander	1930
29	Pete Fox	1935
27	Gee Walker	1937
27	Ron LeFlore	1978
26	John Stone	1930
25	Ty Cobb	1906
25	John Stone	1931



TIGERS SINGLE-SEASON TOP TEN

PITCHING LEADERS

WINS

31	Denny McLain	1968
29	George Mullin	1909
29	Hal Newhouser	1944
27	Dizzy Trout	1944
26	Hal Newhouser	1946
25	Wild Bill Donovan	1907
25	Ed Killian	1907
25	Hal Newhouser	1945
25	Mickey Lolich	1971
24	Ed Summers	1908
24	Hooks Dauss	1915
24	Schoolboy Rowe	1934
24	Denny McLain	1969
24	Justin Verlander	2011

LOSSES

23	George Mullin	1904
21	George Mullin	1905
21	Hooks Dauss	1920
21	Mickey Lolich	1974
21	Mike Maroth	2003
20	Ed Killian	1904
20	George Mullin	1907
20	Bobo Newsom	1941
20	Art Houtteman	1952
19	Herman Pillellet	1923
19	Virgil Trucks	1952
19	Mickey Lolich	1970
19	Lerrin LaGrow	1974
19	Jeremy Bonderman	2003

EARNED RUN AVERAGE

(min. 1.0 IP Per Team Game)

1.64	Ed Summers	1908
1.71	Ed Killian	1909
1.78	Ed Killian	1907
1.81	Hal Newhouser	1945
1.91	Ed Siever	1902
1.94	Hal Newhouser	1946
1.96	Denny McLain	1968
1.97	Harry Coveleski	1916
2.02	Al Benton	1945
2.08	Wild Bill Donovan	1908

GAMES

88	Mike Myers	1997
88	Sean Runyan	1998
83	Mike Myers	1996
80	Guillermo Hernandez	1984
78	Jamie Walker	2003
75	Jose Valverde	2011
74	Guillermo Hernandez	1985
74	Phil Coke	2010
73	Fernando Rodney	2009
73	Joaquin Benoit	2012

GAMES STARTED

45	Mickey Lolich	1971
44	George Mullin	1904
42	George Mullin	1907
42	Mickey Lolich	1973
41	George Mullin	1905
41	Denny McLain	1968
41	Denny McLain	1969
41	Mickey Lolich	1972
41	Joe Coleman	1974
41	Mickey Lolich	1974

COMPLETE GAMES

42	George Mullin	1904
35	Roscoe Miller	1901
35	George Mullin	1905
35	George Mullin	1906
35	George Mullin	1907
34	Wild Bill Donovan	1903
33	Ed Killian	1905
33	Dizzy Trout	1944
32	Ed Killian	1904
31	George Mullin	1903

SHUTOUTS

9	Denny McLain	1969
8	Ed Killian	1905
8	Hal Newhouser	1945
7	George Mullin	1904
7	Dizzy Trout	1944
7	Billy Hoef	1955
6	Many times	

SAVES

49	Jose Valverde	2011
44	Francisco Rodriguez	2016
42	Todd Jones	2000
38	John Hiller	1973
38	Todd Jones	2007
37	Todd Jones	2006
37	Fernando Rodney	2009
35	Jose Valverde	2012
35	Joe Nathan	2014
32	Guillermo Hernandez	1984

INNINGS PITCHED

382.1	George Mullin	1904
376.0	Mickey Lolich	1971
357.1	George Mullin	1907
352.1	Dizzy Trout	1944
347.2	George Mullin	1905
336.0	Denny McLain	1968
332.0	Roscoe Miller	1901
331.2	Ed Killian	1904
330.0	George Mullin	1906
327.1	Mickey Lolich	1972

HITS ALLOWED

346	George Mullin	1907
345	George Mullin	1904
339	Roscoe Miller	1901
336	Mickey Lolich	1971
334	Ed Siever	1901
331	Hooks Dauss	1923
315	George Mullin	1906
315	Mickey Lolich	1973
314	Dizzy Trout	1944
310	Mickey Lolich	1974

RUNS ALLOWED

168	Roscoe Miller	1901
166	Ed Siever	1901
160	Joe Coleman	1974
158	Hooks Dauss	1920
155	George Mullin	1902
155	Mickey Lolich	1974
154	George Mullin	1904
153	George Mullin	1907
152	Vic Sorrell	1929
152	Earl Whitehill	1931

EARNED RUNS ALLOWED

142	Mickey Lolich	1974
137	Joe Coleman	1974
131	Howard Ehmke	1922
131	Mickey Lolich	1973
130	Vic Sorrell	1929
128	Bobo Newsom	1941
127	Hooks Dauss	1923
127	Roxie Lawson	1937
126	Earl Whitehill	1929
125	Jack Morris	1990

HOME RUNS ALLOWED

42	Denny McLain	1966
40	Jack Morris	1986
39	Jack Morris	1987
38	Jim Bunning	1963
38	Mickey Lolich	1974
37	Jim Bunning	1959
37	Jack Morris	1982
37	Dan Petry	1983
36	Mickey Lolich	1971
35	Denny McLain	1967
35	Mickey Lolich	1973
35	Bill Gullickson	1992
35	Mike Moore	1993

WALKS

158	Joe Coleman	1974
142	Paul Foytack	1956
138	George Mullin	1905
137	Hal Newhouser	1941
131	George Mullin	1904
124	Howard Ehmke	1920
124	Virgil Trucks	1949
122	Mickey Lolich	1969
119	Tommy Bridges	1932
118	Earl Whitehill	1931
118	Bobo Newsom	1941

WALKS PER NINE INNINGS

1.29	Fred Hutchinson	1951
1.33	Frank Kitson	1903
1.40	Dave Rozema	1977
1.53	Ed Siever	1902
1.64	Ed Summers	1908
1.66	Ed Summers	1909
1.69	Denny McLain	1968
1.70	Ed Siever	1907
1.71	Frank Kitson	1904
1.72	Jack Cronin	1901

STRIKEOUTS

308	Mickey Lolich	1971
280	Denny McLain	1968
275	Hal Newhouser	1946
271	Mickey Lolich	1969
269	Justin Verlander	2009
254	Justin Verlander	2016
252	Max Scherzer	2014
250	Mickey Lolich	1972
250	Justin Verlander	2011
240	Max Scherzer	2013

STRIKEOUTS PER NINE INNINGS

11.08	Max Scherzer	2012
10.29	Max Scherzer	2014
10.09	Justin Verlander	2009
10.08	Max Scherzer	2013
10.04	Justin Verlander	2016
9.99	Anibal Sanchez	2013
9.21	Justin Verlander	2017
9.03	Justin Verlander	2012
8.96	Justin Verlander	2011
8.95	Justin Verlander	2013

TIGERS SINGLE-SEASON ROOKIE TOP TEN



BATTING LEADERS

BATTING AVERAGE

.343	Dale Alexander	1929
.316	Dick Wakefield	1943
.314	Roy Johnson	1929
.311	Barney McCosky	1939
.308	Harvey Kuenn	1953
.308	Lu Blue	1921
.301	Hank Greenberg	1933
.300	Topper Rigney	1922
.293	Austin Jackson	2010
.291	Ricky Peters	1980

GAMES PLAYED

162	Jake Wood	1961
157	Donie Bush	1909
155	Topper Rigney	1922
155	Dale Alexander	1929
155	Dick Wakefield	1943
155	Harvey Kuenn	1953
154	Milt Cuyler	1991
153	Lu Blue	1921
151	Steve Kemp	1977
151	Austin Jackson	2010

AT-BATS

679	Harvey Kuenn	1953
663	Jake Wood	1961
640	Roy Johnson	1929
633	Dick Wakefield	1943
626	Dale Alexander	1929
618	Austin Jackson	2010
611	Barney McCosky	1939
590	Harry Davis	1932
585	Lu Blue	1921
575	Joe Hoover	1943

RUNS

128	Roy Johnson	1929
120	Barney McCosky	1939
114	Donie Bush	1909
110	Dale Alexander	1929
103	Lu Blue	1921
103	Austin Jackson	2010
96	Jake Wood	1961
94	Harvey Kuenn	1953
92	Harry Davis	1932
91	Dick Wakefield	1943

HITS

215	Dale Alexander	1929
209	Harvey Kuenn	1953
201	Roy Johnson	1929
200	Dick Wakefield	1943
190	Barney McCosky	1939
181	Austin Jackson	2010
180	Lu Blue	1921
171	Jake Wood	1961
161	Topper Rigney	1922
159	Harry Davis	1932

TOTAL BASES

363	Dale Alexander	1929
304	Roy Johnson	1929
275	Dick Wakefield	1943
263	Barney McCosky	1939
262	Harvey Kuenn	1953
250	Lu Blue	1921
249	Jake Wood	1961
247	Matt Nokes	1987
247	Austin Jackson	2010
244	Rudy York	1937

EXTRA-BASE HITS

83	Dale Alexander	1929
69	Roy Johnson	1929
56	Rudy York	1937
53	Dick Wakefield	1943
51	Barney McCosky	1939
51	Steve Kemp	1977
49	Lu Blue	1921
49	Harry Davis	1932
48	Hank Greenberg	1933
48	Matt Nokes	1987
48	Austin Jackson	2010

DOUBLES

45	Roy Johnson	1929
43	Dale Alexander	1929
38	Dick Wakefield	1943
34	Austin Jackson	2010
33	Lu Blue	1921
33	Hank Greenberg	1933
33	Barney McCosky	1939
33	Harvey Kuenn	1953
32	Harry Davis	1932
31	Nicholas Castellanos	2014

TRIPLES

17	Charlie Gehringer	1926
15	Dale Alexander	1929
14	Roy Johnson	1929
14	Barney McCosky	1939
14	Jake Wood	1961
13	Harry Davis	1932
13	Pete Fox	1933
11	Charlie Carr	1903
11	Lu Blue	1921
11	Jackie Tavener	1925
11	Liz Funk	1930
11	Bill Tuttle	1954

HOME RUNS

35	Rudy York	1937
32	Matt Nokes	1987
27	Tony Clark	1996
25	Dale Alexander	1929
23	Craig Monroe	2003
18	Norm Cash	1960
18	Steve Kemp	1977
18	Gabe Kapler	1999
18	Eric Munson	2003
17	Jason Thompson	1976

RUNS BATTED IN (since 1920)

137	Dale Alexander	1929
103	Rudy York	1937
88	Steve Kemp	1977
87	Hank Greenberg	1933
87	Matt Nokes	1987
79	Dick Wakefield	1943
75	Lu Blue	1921
74	Harry Davis	1932
73	Johnny Groth	1949
72	Tony Clark	1996

WALKS

103	Lu Blue	1921
88	Donie Bush	1909
71	Steve Kemp	1977
70	Barney McCosky	1939
68	Topper Rigney	1922
68	Steve Boros	1961
68	Jason Thompson	1976
67	Roy Johnson	1929
65	Johnny Groth	1949
65	Norm Cash	1960

STRIKEOUTS

170	Austin Jackson	2010
141	Jake Wood	1961
140	Nicholas Castellanos	2014
127	Tony Clark	1996
107	Bobby Higginson	1995
101	Joe Hoover	1943
99	Brennan Boesch	2010
94	Leon Roberts	1975
93	Steve Kemp	1977
92	Milt Cuyler	1991

STOLEN BASES

53	Donie Bush	1909
41	Milt Cuyler	1991
30	Jake Wood	1961
28	Baldy Louden	1912
27	Austin Jackson	2010
23	George Burns	1914
23	Ron LeFlore	1974
22	Bobby Veach	1913
21	Quintin Berry	2012
20	Delos Drake	1911
20	Roy Johnson	1929
20	Barney McCosky	1939
20	Kimera Bartee	1996

ON-BASE PERCENTAGE

.416	Lu Blue	1921
.397	Dale Alexander	1929
.384	Barney McCosky	1939
.380	Topper Rigney	1922
.380	Donie Bush	1909
.379	Roy Johnson	1929
.377	Dick Wakefield	1943
.369	Ricky Peters	1980
.367	Hank Greenberg	1933
.361	Lou Whitaker	1978

SLUGGING PERCENTAGE

.580	Dale Alexander	1929
.536	Matt Nokes	1987
.475	Roy Johnson	1929
.468	Hank Greenberg	1933
.434	Dick Wakefield	1943
.430	Barney McCosky	1939
.427	Lu Blue	1921
.424	Pete Fox	1933
.422	Steve Kemp	1977
.416	Brennan Boesch	2010



TIGERS SINGLE-SEASON ROOKIE TOP TEN

PITCHING LEADERS

WINS

24	Ed Summers	1908
23	Roscoe Miller	1901
19	Herman Pilette	1922
19	Mark Fidrych	1976
18	Ed Siever	1901
17	Earl Whitehill	1924
17	Justin Verlander	2006
15	Dave Rozema	1977
14	Virgil Trucks	1942
14	Frank Lary	1955
14	Rick Porcello	2009

LOSSES

19	Jeremy Bonderman	2003
16	George Mullin	1902
16	Tommy Bridges	1931
15	Ed Siever	1901
15	Frank Lary	1955
14	Rudy Kallio	1918
14	Rufe Gentry	1944
13	Roscoe Miller	1901
13	George Zuverink	1954
13	Ray Bare	1975
13	Felipe Lira	1995

EARNED RUN AVERAGE

(min. 1.0 IP Per Team Game)

1.64	Ed Summers	1908
2.34	Mark Fidrych	1976
2.48	Hooks Dauss	1913
2.74	Virgil Trucks	1942
2.85	Herman Pilette	1922
2.91	Hal White	1942
2.95	Roscoe Miller	1901
3.09	Dave Rozema	1977
3.10	Frank Lary	1955
3.11	Bernie Boland	1915

GAMES

88	Sean Runyan	1998
83	Mike Myers	1996
66	Chris Spurling	2003
65	Mike Munoz	1992
62	Joel Zumaya	2006
61	Chuck Seelbach	1972
55	Mike Henneman	1987
55	Daniel Stumpf	2017
53	Ryan Perry	2009
49	Masao Kida	1999
49	Brad Thomas	2010

GAMES STARTED

37	Herman Pilette	1922
36	Roscoe Miller	1901
33	Ed Siever	1901
32	Ed Summers	1908
32	Earl Whitehill	1924
31	Frank Lary	1955
31	Vern Ruhle	1975
31	Brian Moehler	1997
31	Rick Porcello	2009
30	George Mullin	1902
30	Rufe Gentry	1944
30	Justin Verlander	2006

COMPLETE GAMES

35	Roscoe Miller	1901
30	Ed Siever	1901
25	George Mullin	1902
24	Mark Fidrych	1976
23	Ed Summers	1908
22	Hooks Dauss	1913
18	Herman Pilette	1922
16	Earl Whitehill	1924
16	Sam Gibson	1926
16	Frank Lary	1955
16	Dave Rozema	1977

SHUTOUTS

5	Ed Summers	1908
4	Herman Pilette	1922
4	Hal White	1942
4	Mike Kilkenny	1969
4	Mark Fidrych	1976
3	Roscoe Miller	1901
3	Sailor Stroud	1910
3	Stubby Overmire	1943
3	Rufe Gentry	1944
3	Vern Ruhle	1975

SAVES

14	Chuck Seelbach	1972
12	Terry Fox	1961
10	Mike Marshall	1967
9	Fred Lasher	1967
8	Jess Doyle	1925
7	Jim Middleton	1921
7	Fred Gladding	1963
7	Fred Gladding	1964
7	Pat Dobson	1968
7	Daryl Patterson	1968
7	Mike Henneman	1987

INNINGS PITCHED

332.0	Roscoe Miller	1901
301.0	Ed Summers	1908
288.2	Ed Siever	1901
274.2	Herman Pilette	1922
260.0	George Mullin	1902
250.1	Mark Fidrych	1976
235.0	Frank Lary	1955
233.0	Earl Whitehill	1924
225.0	Hooks Dauss	1913
218.1	Dave Rozema	1977

HITS ALLOWED

339	Roscoe Miller	1901
334	Ed Siever	1901
282	George Mullin	1902
271	Ed Summers	1908
270	Herman Pilette	1922
260	Earl Whitehill	1924
232	Ken Holloway	1923
232	Frank Lary	1955
222	Dave Rozema	1977
217	Mark Fidrych	1976

RUNS ALLOWED

168	Roscoe Miller	1901
166	Ed Siever	1901
155	George Mullin	1902
125	Earl Whitehill	1924
120	Tommy Bridges	1931
118	Jeremy Bonderman	2003
117	Ken Holloway	1923
113	Ed Lafitte	1911
112	Ed Summers	1908
110	Herman Pilette	1922

EARNED RUNS ALLOWED

109	Roscoe Miller	1901
106	George Mullin	1902
104	Ed Siever	1901
101	Jeff Weaver	1999
100	Earl Whitehill	1924
100	Jeremy Bonderman	2003
96	Ken Holloway	1923
96	Tommy Bridges	1931
96	Rufe Gentry	1944
91	Vic Sorrell	1928
91	Brian Moehler	1997

HOME RUNS ALLOWED

29	Jerry Ujdur	1982
28	Armando Galarraga	2008
27	Jeff Weaver	1999
25	Dave Rozema	1977
23	Jeremy Bonderman	2003
23	Rick Porcello	2009
22	George Zuverink	1954
22	Brian Moehler	1997
21	Justin Verlander	2006
17	Eight pitchers	

WALKS

108	Tommy Bridges	1931
108	Rufe Gentry	1944
98	Roscoe Miller	1901
98	Les Cain	1970
95	George Mullin	1902
95	Herman Pilette	1922
89	Frank Lary	1955
83	Vic Sorrell	1928
82	Hooks Dauss	1913
82	Hal White	1942

STRIKEOUTS

156	Les Cain	1970
132	Michael Fulmer	2016
126	Armando Galarraga	2008
124	Justin Verlander	2006
114	Jeff Weaver	1999
108	Jeremy Bonderman	2003
107	Hooks Dauss	1913
105	Tommy Bridges	1931
103	Ed Summers	1908
103	Mickey Lolich	1963
103	Mark Leiter	1991



GAMES PLAYED BY POSITION

CATCHER

Bill Freehan	1,581
Oscar Stange	1,072
Lance Parrish	1,039
Johnny Bassler	729
Alex Avila	683
Ray Hayworth	642
Bob Swift	629
Birdie Tebbettes	620
Ivan Rodriguez	578
Larry Woodall	484

FIRST BASE

Norm Cash	1,912
Miguel Cabrera	1,093
Hank Greenberg	1,019
Rudy York	945
Lu Blue	894
Cecil Fielder	748
Tony Clark	681
Jason Thompson	602
Dave Bergman	582
George Burns	469

SECOND BASE

Lou Whitaker	2,308
Charlie Gehringer	2,209
Dick McAuliffe	918
Ralph Young	874
Damion Easley	794
Frank Bolling	779
Placido Polanco	625
Ian Kinsler	599
Eddie Mayo	544
Germany Schaefer	483

SHORTSTOP

Alan Trammell	2,139
Donie Bush	1,845
Billy Rogell	1,148
Harvey Kuenn	747
Deivi Cruz	702
Dick McAuliffe	663
Charley O'Leary	632
Ed Brinkman	628
Johnny Lipon	590
Jackie Tavener	537

THIRD BASE

Aurelio Rodriguez	1,236
Don Wert	1,036
Brandon Inge	999
Tom Brookens	979
Pinky Higgins	842
George Kell	826
Bob Jones	774
Travis Fryman	768
Marv Owen	717
George Moriarty	633

OUTFIELD

Ty Cobb	2,722
Al Kaline	2,488
Sam Crawford	1,906
Bobby Veach	1,565
Harry Heilmann	1,485
Mickey Stanley	1,289
Bobby Higginson	1,274
Jim Northrup	1,190
Willie Horton	1,179
Chet Lemon	1,170

DESIGNATED HITTER

Victor Martinez	712
Rusty Staub	420
Dmitri Young	299
Kirk Gibson	293
Willie Horton	265
Darrell Evans	253
Cecil Fielder	237
Gary Sheffield	225
Johnny Grubb	151
Al Kaline	146

PITCHER

John Hiller	545
Hooks Daus	538
Mickey Lolich	508
Dizzy Trout	493
Mike Henneman	491
Todd Jones	480
Hal Newhouser	460
George Mullin	435
Jack Morris	430
Tommy Bridges	424

TOP TIGERS SINGLE-SEASON ERRORLESS STREAKS (SINCE 1957)

CATCHER

James McCann	112	4/8-10/3/2015
Matt Nokes	81	4/28-9/5/1987
Mickey Tettleton	81	5/23-10/3/1992
Bill Freehan	77	4/6-7/16/1970
Dick Brown	75	4/9-7/22/1962
Bill Freehan	74	7/4-9/28/1971
Bill Freehan	72	6/13-8/28/1964
Ivan Rodriguez	67	4/3-7/14/2006
Bill Freehan	65	4/24-7/20/1965
Alex Avila	65	5/31-9/12/2010

FIRST BASE

Miguel Cabrera	91	5/13-9/23/2017
Darrell Evans	82	5/23-10/4/1987
Sean Casey	80	5/1-8/10/2007
Enos Cabell	72	4/5-8/2/1983
Miguel Cabrera	67	6-13/9/20/2014
Prince Fielder	61	7/21-9/29/2013
Miguel Cabrera	59	8/2-10/6/2009
Prince Fielder	59	6/8-8/13/2012
Carlos Pena	57	7/15-9/28/2004
Miguel Cabrera	56	4/6-6/6/2015

SECOND BASE

Placido Polanco	141	4/2-9/30/2007
Frank Bolling	72	5/18-8/28/1959
Lou Whitaker	68	4/15-7/3/1990
Placido Polanco	67	5/13-8/6/2009
Scott Fletcher	63	4/26-9/29/1995
Dick McAuliffe	61	7/14-9/20/1968
Damion Easley	60	4/3-7/20/2000
Ramon Santiago	59	4/3-9/4/2011
Damion Easley	58	5/14-7/20/1998
Placido Polanco	53	8/8-10/6/2009

THIRD BASE


Don Wert	49	5/14-7/4/1965
Aurelio Rodriguez	48	8/3-9/23/1972
Brandon Inge	48	4/3-9/26/2008
Travis Fryman	46	4/4-5/26/1996
Aurelio Rodriguez	43	6/9-7/27/1978
Tom Brookens	41	5/14-9/29/1984
Steve Boros	40	6/22-9/13/1961
Travis Fryman	40	5/3-6/16/1994
Travis Fryman	40	8/13-9/24/1995
Joe Randa	40	4/30-6/13/1998
Andrew Romine	40	4/16-9/30/2016

SHORTSTOP

Jhonny Peralta	75	6/21-9/18/2012
Eddie Brinkman	72	5/21-8/4/1972
Eddie Brinkman	56	7/28-9/22/1971
Alan Trammell	51	5/10-7/12/1980
Jhonny Peralta	50	6/10-9/29/2013
Deivi Cruz	48	6/23-8/19/1997
Ramon Santiago	47	7/1-8/27/2003
Alan Trammell	42	4/8-5/29/1985
Deivi Cruz	42	7/30-9/14/1999
Jose Iglesias	41	4/5-5/24/2016

OUTFIELD

Magglio Ordonez	140	4/7-9/30/2007
Charlie Maxwell	134	4/20-9/29/1957
Mickey Stanley	132	4/12-10/1/1970
Mickey Stanley	131	4/13-9/22/1968
Al Kaline	129	4/6-9/24/1971
Chet Lemon	107	4/8-8/24/1985
Charlie Maxwell	106	5/28-10/2/1960
Al Kaline	106	5/26-9/28/1966
Austin Jackson	103	4/5-8/24/2012
Luis Gonzalez	100	3/31-7/29/1998



16TH ANNUAL

D
NEGRO LEAGUES
★ WEEKEND ★

D vs **C**

JUNE 8-10

HONORING FORMER TIGER
TORII HUNTER

with the

Detroit Tigers Willie Horton
African American Legacy Award
Sunday, June 10 at 1:10pm

BRINGING YOU
SUMMER
SINCE 1901
D

tigers.com

[Comerica Bank](#)

ALL-STAR GAME HISTORY





ALL-STAR GAMES IN DETROIT

JULY 8, 1941 AMERICAN LEAGUE 7, NATIONAL LEAGUE 5

Detroit hosted the ninth All-Star Game at Briggs Stadium on July 8, 1941. The game was attended by nearly 55,000 fans and they were rewarded as the American League squad rallied for a 5-2 deficit with one run in the eighth inning and four runs in the ninth to defeat the National League. The comeback was capped by a three-run home run off the facing of the right field roof by Hall-of-Famer Ted Williams. Williams would later characterize the home run as one of the most exciting moments of his career. Arky Vaughan led the National League offense in the loss, becoming the first player in All-Star history to hit two home runs in a game while adding a single and four RBI.

Three Tigers players were selected to play in the contest, including first baseman Rudy York, catcher Birdie Tebbetts and righthanded pitcher Al Benton. York was the only Tigers player to appear in the game, finishing 1x3. The American League squad was managed by Tigers skipper Del Baker while Tigers coach Merv Shea served as one of the coaches.

The 1941 All-Star Game also marked the first time brothers had appeared together in a Midsummer Classic. Joe and Dom DiMaggio both appeared in the game for the American League with Joe finishing 1x4 with three runs scored and a RBI and Dom finishing 1x1 with a RBI.

NATIONAL LEAGUE					
	AB	R	H	RBI	
Hack (CHC), 3b.....	2	0	1	0	
q-Lagetta (BRO), 3b.....	1	0	0	0	
Moore (STL), lf.....	5	0	0	1	
Reiser (BRO), cf.....	4	0	0	0	
Mize (STL), 1b.....	4	1	1	0	
p-F. McCormick (CIN), 1b.....	0	0	0	0	
Nicholson (CHC), rf.....	1	0	0	0	
d-Elliott (PIT), rf.....	1	0	0	0	
Slaughter (STL), rf.....	2	1	1	0	
r-Vaughan (PIT), ss.....	4	2	3	4	
Miller (MIL), ss.....	0	0	0	0	
Frey (CIN), 2b.....	1	0	1	0	
e-Herman (BRO), 2b.....	3	0	2	0	
Owen (BRO), c.....	1	0	0	0	
b-Lopez (PIT), c.....	1	0	0	0	
m-Danning (NY), c.....	1	0	0	0	
Wyatt (BRO), p.....	0	0	0	0	
a-Ott (NY), ph.....	1	0	0	0	
Derringer (CIN), p.....	0	0	0	0	
F-Walters (CIN), p.....	1	1	0	0	
l-Medwick (STL), ph.....	1	0	0	0	
Passau (CHC), p.....	1	0	0	0	
Totals	35	5	10	5	

AMERICAN LEAGUE					
	AB	R	H	RBI	
Doerr (BOS), 2b.....	3	0	0	0	
g-Gordon (NY), 2b.....	2	1	1	0	
r-Travis (WAS), 3b.....	4	1	1	0	
J. DiMaggio (NY), cf.....	4	3	1	1	
Williams (BOS), lf.....	4	1	2	4	
Heath (CLE), rf.....	2	0	0	0	
k-D. DiMaggio (BOS), rf.....	1	0	1	1	
Cronin (BOS), ss.....	2	0	0	0	
h-Boudreau (CLE), ss.....	2	0	2	1	
York (DET), 1b.....	3	0	1	0	
Fox (BOS), 1b.....	1	0	0	0	
Dickey (NY), c.....	3	0	1	0	
o-Hayes (PHI), c.....	1	0	0	0	
Feller (CLE), p.....	0	0	0	0	
c-Cullenbine (STL) ph.....	1	0	0	0	
Lee (CWS), p.....	1	0	0	0	
j-Hudson (WAS), p.....	0	0	0	0	
n-Keller (NY), ph.....	1	0	0	0	
E. Smith (CWS), p.....	0	0	0	0	
s-Kelner (CLE), ph.....	1	1	1	0	
Totals	36	7	11	7	

a-Struck out for Wyatt in 3rd; b-Replaced Owen at C in 3rd; c-Grounded out for Feller in 3rd; d-Replaced Nicholson at RF in 4th; e-Singled for Frey in 5th; f-Replaced Derringer at P in 5th; g-Replaced Doerr at 2B in 5th; h-Replaced Cronin at SS in 5th; i-Replaced Elliott at RF in 6th; j-Replaced Lee at P in 7th; k-Replaced Heath at RF in 7th; l-Grounded out for Walters in 7th; m-Replaced Lopez at C in 7th; n-Struck out for Hudson in 7th; o-Replaced Dickey at C in 8th; p-Replaced Mize at 1B in 8th; q-Grounded out for Hack in 9th; r-Replaced Vaughan at SS in 9th; s-Singled for Smith in 9th.

E-Reiser 2, Williams, Heath, E. Smith. **LOB-National League 6, American 7.** 2B-Travis, Williams, Walters, Herman, Mize, J. DiMaggio. **HR-Vaughan 2, Williams.** S-Hack, Lopez.

National	IP	H	R	ER	BB	SO
Wyatt	2.0	0	0	0	1	0
Derringer	2.0	2	1	1	0	1
Walters	2.0	3	1	1	2	2
Passau (L)	2.2	6	5	5	1	3

American	IP	H	R	ER	BB	SO
Feller	3.0	1	0	0	0	4
Lee	3.0	4	1	1	0	0
Hudson	1.0	3	2	2	1	1
E. Smith (W)	2.0	2	2	2	0	2

T-2:34. A-54,674. **Umpires-Summers, Grieve (AL); Jorda, Pinelli (NL).**

JULY 10, 1951 NATIONAL LEAGUE 8, AMERICAN LEAGUE 3

Briggs Stadium hosted the 18th All-Star Game on July 10, 1951 as the Midsummer Classic was again played in Detroit. Over 52,000 fans were in attendance and witnessed a home run barrage as the National League squad thumped an All-Star record four roundtrippers to defeat the American League 8-3 and claim their second consecutive victory for the first time in All-Star history. The American League chipped in two home runs to raise the game total to six, establishing a new All-Star record.

Ralph Kiner drilled a two-run homer for the National League in the eighth inning, which made him the only player in history to homer in three consecutive All-Star games. Stan Musial also established a new All-Star record by being caught stealing twice.

The Tigers were represented by third baseman George Kell, outfielder Vic Wertz and righthanded pitcher Fred Hutchinson. Kell started the game at third base and drilled a solo home run while Wertz started the game in right field and also connected for a solo roundtripper. Hutchinson worked three innings in the loss, allowing three runs on three hits while issuing two walks.

NATIONAL LEAGUE					
	AB	R	H	RBI	
Ashburn (PHI), cf.....	4	2	2	0	
l-Snyder (BRO), cf.....	0	0	0	0	
Dark (NY), ss.....	5	0	1	0	
k-Reese (BRO), ss.....	0	0	0	0	
Musial (STL), lf-rf.....	4	1	2	1	
s-Westlake (STL), lf.....	0	0	0	0	
J. Robinson (BRO), 2b.....	4	1	2	0	
r-Schoendienst (STL), 2b.....	0	0	0	0	
Hodges (BRO), 1b.....	5	2	2	2	
Elliott (MIL), 3b.....	2	1	1	2	
c-Jones (PHI), 3b.....	2	0	0	0	
Ennis (PHI), rf.....	2	0	0	0	
d-Kiner (PIT), lf.....	2	1	1	0	
m-Wyrostek (CIN), lf.....	1	0	0	0	
Campanella (BRO), c.....	4	0	0	0	
Roberts (PHI), p.....	0	0	0	0	
a-Slaughter (STL), ph.....	1	0	0	0	
Maglie (NY), p.....	1	0	0	0	
F-Newcombe (BRO), p.....	2	0	1	0	
q-Blackwell (CIN), p.....	0	0	0	0	
Totals	39	8	12	5	

AMERICAN LEAGUE					
	AB	R	H	RBI	
D. DiMaggio (BOS), cf.....	5	0	1	0	
Fox (CWS), 2b.....	3	0	1	0	
j-Doerr (BOS), ph-2b.....	1	0	1	0	
Kell (DET), 3b.....	3	1	1	1	
Williams (BOS), lf.....	3	0	1	0	
o-Busby (CWS), lf.....	0	0	0	0	
Berra (NY), c.....	4	1	1	0	
Wertz (DET), rf.....	3	1	1	1	
h-Rizzuto (NY), ss.....	1	0	1	0	
Fain (PHI), 1b.....	3	0	1	1	
n-E. Robinson (CWS), 1b.....	1	0	0	0	
Carrasquel (CWS), ss.....	2	0	1	0	
g-Minosa (CWS), ph-rf.....	2	0	0	0	
Garver (STL), p.....	1	0	0	0	
b-Lopat (NY), p.....	0	0	0	0	
e-Dooby (CLE), ph.....	1	0	0	0	
Hutchinson (DET), p.....	0	0	0	0	
i-Stephens (BOS), p.....	1	0	0	0	
Parnell (BOS), p.....	0	0	0	0	
p-Lemon (CLE), p.....	0	0	0	0	
t-Hegan (CLE), ph.....	1	0	1	0	
Totals	35	3	10	3	

a-Lined out for Roberts in 3rd; b-Replaced Garver at P in 4th; c-Replaced Elliott at 3B in 4th; d-Replaced Ennis at LF in 4th; e-Popped out for Lopat at 4th; f-Replaced Maglie at P in 6th; g-Grounded out for Carrasquel in 6th; h-Replaced Wertz at SS; i-Struck out for Hutchinson in 7th; j-Singled for Fox in the 7th; k-Replaced Dark at SS in 8th; l-Replaced Ashburn at CF in 8th; m-Replaced Kiner at RF in 8th; n-Grounded out for Fain in 8th; o-Replaced Williams at LF in 9th; p-Replaced Parnell at P in 9th; q-Replaced Newcombe at P in 9th; r-Replaced Robinson at 2B in 9th; s-Replaced Musial at LF in 9th; t-Doubled for Lemon in 9th.

E-J. Robinson, Berra, Fox. **LOB-National League 8, American 9.** 2B-Ashburn, Hegan. 3B-Fain, Williams. **HR-Musial, Elliott, Wertz, Kell, Hodges, Kiner** 5-Kell. **PB-Campanella.**

National	IP	H	R	ER	BB	SO
Roberts	2.0	4	1	1	1	1
Maglie (W)	3.0	3	2	2	1	1
Newcombe	3.0	2	0	0	0	3
Blackwell	1.0	1	0	0	1	2

American	IP	H	R	ER	BB	SO
Garver	3.0	1	1	0	1	1
Lopat (L)	1.0	3	3	3	0	0
Hutchinson	3.0	3	3	3	2	0
Parnell	1.0	3	1	1	1	1
Lemon	1.0	2	0	0	1	1

T-2:41. A-52,075. **Umpires-Passarella, Hurley, Honochick (AL); Robb, Jorda, Dascoli (NL).**

ALL-STAR GAMES IN DETROIT



JULY 13, 1971 AMERICAN LEAGUE 6, NATIONAL LEAGUE 4

The All-Star Game returned to Detroit on July 13, 1971 as the best players in baseball flocked to Tiger Stadium for the 42nd Midsummer Classic. The American League squad hit three home runs to take the 6-4 victory and snap an eight-game losing streak. Reggie Jackson provided the memorable moment when he crushed a Dock Ellis delivery off the light tower in right field for a two-run homer.

The National League hit three home runs as the two teams matched an All-Star record with a combined six home runs, all by Hall-of-Fame players (Hank Aaron, Johnny Bench, Roberto Clemente, Jackson, Harmon Killebrew, Frank Robinson).

Robinson was named as the game's Most Valuable Player after finishing the game 1x2 with a home run and two RBI. Robinson's home run made him the first player in All-Star history to hit a home run for both the American and National League.

The Tigers were represented by first baseman Norm Cash, catcher Bill Freehan, outfielder Al Kaline and lefthanded pitcher Mickey Lolich. Cash started at first base and finished 0x2, while Freehan started behind the plate and went hitless in three trips to the plate. Kaline entered the game, playing right field, in the sixth inning and finished the game 1x2 with a run scored. Lolich worked the final two innings, allowing one run on one hit, while striking out one.

NATIONAL LEAGUE						AMERICAN LEAGUE								
	AB	R	H	RBI		AB	R	H	RBI		AB	R	H	RBI
Mays (SF), cf	2	0	0	0	Carew (MIN), 2b	1	1	0	0	b-Joas (KC), rf	1	0	0	0
d-Clemente (PIT), rf	2	1	1	1	Murcer (NYY), cf	1	0	0	0	k-Cueellar (BAL), p	0	0	0	0
t-Millan (ATL), 2b	0	0	0	0	o-Buford (BAL), ph	1	0	0	0	Lolich (DET), p	0	0	0	0
Aaron (ATL), rf	2	1	1	1	Yastrzemski (BOS), lf	3	0	0	0	F. Robinson (BAL), rf	2	1	1	2
c-May (CIN), 1b	1	0	0	0	j-Kaline (DET), rf	2	1	0	0	Cash (DET), 1b	2	0	0	0
Torre (STL), 3b	3	0	0	0	g-Killebrew (MIN), 1b	2	1	1	2	B. Robinson (BAL), 3b	3	0	1	0
r-Santo (CHC), 3b	1	0	0	0	Freehan (DET), c	3	0	0	0	Freehan (DET), c	3	0	0	0
Stargell (PIT), lf	2	1	0	0	p-Munson (NYY), c	0	0	0	0	Aparicio (BOS), ss	3	1	0	0
Brock (STL), ph	1	0	0	0	Blue (OAK), p	0	0	0	0	a-Jackson (OAK), ph	1	1	1	2
McCovey (SF), 1b	2	0	0	0	Palmer (BAL), p	0	0	0	0	Palmer (BAL), p	0	0	0	0
e-Marichal (SF), p	0	0	0	0	i-Howard (WAS), ph	1	0	0	0	o-Struck out for Cueliar	1	0	0	0
l-Kessinger (CHC), ss	2	0	0	0	t-Otis (KC), cf	1	0	0	0					
Bench (CIN), c	4	1	2	2										
Beckert (CHC), 2b	3	0	0	0										
s-Rose (CIN), rf	0	0	0	0										
Harrelson (NY), ss	2	0	0	0										
m-Jenkins (CHC), p	0	0	0	0										
n-Colbert (SD), ph	1	0	0	0										
Wilson (HOU), p	0	0	0	0										
Ellis (PIT), p	1	0	0	0										
b-Davis (LA), cf	1	0	1	0										
q-Bonds (SF), cf	1	0	0	0										
Totals	34	4	5	4										

a-Homered for Blue in 3rd; b-Entered at CF in 4th; c-Entered at 1B in 4th; d-Entered at RF in 4th; e-Entered at 1B in 4th; f-Grounded out for Palmer in 5th; g-Replaced Cash at 1B in 6th; h-Entered at RF in 6th; i-Entered at SS in 6th; j-Entered at CF in 6th; j-Replaced Robinson at RF in 6th; k-Entered at P in 6th; l-Entered at SS in 6th; m-Entered at P in 6th; n-Struck out for Jenkins in 7th; o-Struck out for Cueliar in 7th; p-Replaced Freehan at C in 8th; q-Struck out for Davis in 8th; r-Grounded out for Torre in 8th; s-Entered at RF in 8th; t-Entered at 2B in 8th.

E-None. LOB-National 2, American 2. HR-Bench, Aaron, Clemente, Jackson, F. Robinson, Killebrew. HBP-Stargell (by Blue).

National						American								
	AB	R	H	RBI		AB	R	H	RBI		AB	R	H	RBI
National	0	2	1	0	0	0	1	0	4	5	0	0	0	0
American	0	0	4	0	0	2	0	0	X	6	7	0	0	0

National						American							
	IP	H	R	ER	BB	SO		IP	H	R	ER	BB	SO
Ellis (L)	3.0	4	4	4	1	2	Blue (W)	3.0	2	3	3	0	3
Marichal	2.0	0	0	0	1	1	Palmer	2.0	1	0	0	0	2
Jenkins	1.0	3	2	2	0	0	Cueliar	2.0	1	0	0	1	2
Wilson	2.0	0	0	0	1	2	Lolich (S)	2.0	1	1	0	1	0

T-2:05. A-53,559. Umpires-Umont, O'Donnell, Denkinger (AL); Pryor, Harvey, Colosi (NL).

JULY 12, 2005 AMERICAN LEAGUE 7, NATIONAL LEAGUE 5

The All-Star Game made its return to Detroit and first visit to Comerica Park on July 12, 2005 for the 76th Midsummer Classic. The American League jumped out to an early 7-0 lead and held on for the 7-5 victory. The victory was the eighth consecutive for the American League and raised their record to 3-1 in All-Star Games played in Detroit.

Miguel Tejada led the American League offensive attack with a two-run homer and played solid defense at shortstop to earn the game's most valuable player award. David Ortiz was the only player in the game to collect multiple hits, finishing 2x3 with a pair of singles and a RBI.

Andrew Jones led the National League offense with two runs scored, a home run and two RBI. Derrek Lee, Moises Alou and Luis Gonzalez each chipped in with doubles to round out the offensive attack for the National League.

Mark Buehrle started for the American League and worked two scoreless innings to earn the victory. John Smoltz allowed a solo home run to Tejada to take the loss. Mariano Rivera struck out Morgan Ensberg to end the game and earn the save.

The Tigers were represented by catcher Ivan Rodriguez, who was named to his 12th All-Star team. Rodriguez entered the game behind the plate in the fifth inning and finished 0x1 with a walk in his two trips to the plate.

NATIONAL LEAGUE						AMERICAN LEAGUE								
	AB	R	H	RBI		AB	R	H	RBI		AB	R	H	RBI
Abreu (PHI), rf	2	0	1	0	Damon (BOS), cf	2	1	1	0	b-Suzuki (SEA), cf-rr	2	0	1	2
e-Rollins (PHI), ss	1	0	1	0	A. Rodriguez (NYY), 3b	2	1	1	0	d-Mora (BAL), 3b	1	0	0	0
g-Gonzalez (FLA), ph	1	1	1	1	s-Hillenbrand (TOR), 3b	0	0	0	0	Ortiz (BOS), dh	3	0	2	1
Beltran (NYM), lf	3	0	0	0	r-Sweeney (KC), ph-dh	1	0	0	0	M. Ramirez (BOS), lf	2	0	0	0
f-LoDuca (FLA), c	2	0	0	0	c-Anderson (LAA), lf	2	0	0	0	Tejada (BAL), ss	3	1	2	2
Pujols (STL), dh	2	0	1	0	i-Young (TEX), ss	3	1	0	0	Guerrero (LAA), rf	3	0	1	0
k-C. Lee (MIL), ph-dh	3	0	1	1	m-Soriano (TEX), pr-2b	1	1	0	0	Teixeira (TEX), 1b	3	1	1	2
D. Lee (CHC), 1b	3	0	1	0	q-Konerko (CWS), 1b	1	0	0	0	Varetek (BOS), 1b	1	0	0	0
p-Ensberg (HOU), 1b	2	0	0	0	h-Young (TEX), ss	3	1	0	0	J. I. Rodriguez (DET), c	1	0	0	0
Edmonds (STL), cf-rr	1	0	0	0	Roberts (BAL), 2b	2	1	0	0	n-Sheffield (NYY), ph-rr	1	0	0	0
l-Alou (CHC), ph-rr	1	1	1	0	t-Podsednik (CWS), cf	0	0	0	0					
Ramirez (CHC), 3b	2	0	1	0										
q-Lopez (CIN), 3b	1	0	1	0										
Piazza (NYM), c	2	0	0	0										
g-Cabrera (FLA), lf	2	0	0	1										
Sent (LA), 2b	0	0	0	0										
a-Castillo (FLA), 2b	3	1	1	0										
Eckstein (STL), ss	2	0	0	0										
h-A. Jones (ATL), cf	1	2	1	2										
Totals	35	5	11	5										

a-Entered at 2B in 2nd; b-Entered at CF in 4th; c-Entered at LF in 4th; d-Entered at 3B in 5th; e-Entered at SS in 5th; f-Entered at C in 5th; g-Entered at LF in 5th; h-Entered at LF in 5th; i-Entered at SS in 6th; j-Entered at C in 6th; k-Flied out for Pujols in 6th; l-Walked for Edmonds in 6th; m-Ran for Guerrero in 6th; n-Grounded into double play for Roberts in 6th; o-Entered at 1B in 7th; p-Entered at 1B in 7th; q-Entered at 3B in 7th; r-Struck out for Ortiz in 7th; s-Entered at 3B in 8th; t-Entered at CF in 9th; u-Doubled for Rollins in 9th.

E-Colon. LOB-National 8, American 4. 2B-D. Lee, Alou, Gonzalez, Roberts, Young. HR-A. Jones, Teixeira, Tejada.

National						American							
	IP	H	R	ER	BB	SO		IP	H	R	ER	BB	SO
National	0	0	0	0	0	0	2	1	2	5	11	0	0
American	0	1	2	2	0	2	0	0	X	7	11	1	1

National						American							
	IP	H	R	ER	BB	SO		IP	H	R	ER	BB	SO
Carpenter	1.0	2	0	0	0	0	Buehrle (W)	2.0	3	0	0	0	3
Smoltz (L)	1.0	2	1	1	0	0	Colon	1.0	1	0	0	0	0
Oswalt	1.0	2	2	1	1	0	Santana	1.0	1	0	1	0	1
Hernandez	1.0	2	2	2	1	0	Clement	1.0	0	0	0	1	1
Clemens	1.0	0	0	0	0	0	Garland	1.0	0	0	0	2	0
Willis	1.0	2	2	2	1	0	Rogers	1.0	3	2	2	0	1
Lidge	1.0	0	0	0	0	3	Nathan	1.0	2	1	1	0	0
Peavy	0.2	1	0	0	0	1	Wickman	0.0	0	1	1	1	0
C. Cordero	0.1	0	0	0	0	1	Ryan	0.2	1	1	1	0	0
							Rivera (S)	0.1	0	0	0	0	1

T-2:41. A-41,617. Umpires-West, T. Welke, Cooper, DiMuro, Bucknor, Fletcher

ALL-STAR GAME HISTORY



TIGERS ALL-STAR GAME SELECTIONS

1933 Charlie Gehringer (2B)	1949 George Kell (3B)	1964 Bill Freehan+ (C)	1984 Willie Hernandez (P)	Placido Polanco (2B)
1934 Tommy Bridges+ (P)	Virgil Trucks (P)	Al Kaline* (OF)	Chet Lemon (OF)	Ivan Rodriguez (C)
Mickey Cochrane (C)	Vic Wertz (OF)	Jerry Lumpe+ (2B)	Jack Morris (P)	Justin Verlander (P)
Charlie Gehringer (2B)	1950 Hoot Evers (OF)	1965 Bill Freehan (C)	Lance Parrish (C)	Carlos Guillen (3B)
1935 Tommy Bridges+ (P)	Ted Gray (P)	Willie Horton (OF)	Alan Trammell* (SS)	2008
Mickey Cochrane+ (2C)	Art Houtteman (P)	Al Kaline (OF)	Lou Whitaker (2B)	Curtis Granderson (OF)
Charlie Gehringer (2B)	George Kell (3B)	Dick McAuliffe (SS)	1985	Brandon Inge (3B)
Schoolboy Rowe+ (P)	1951 Fred Hutchinson (P)	1966 Norm Cash (1B)	Willie Hernandez+ (P)	Edwin Jackson (P)
1936 Tommy Bridges* (P)	George Kell (3B)	Bill Freehan (C)	Jack Morris (P)	Justin Verlander+ (P)
Charlie Gehringer (2B)	Vic Wertz (OF)	Al Kaline (OF)	Lance Parrish* (C)	2010
Goose Goslin (OF)	1952 Vic Wertz+ (OF)	Dick McAuliffe (SS)	Dan Petry (P)	Miguel Cabrera (1B)
Schoolboy Rowe (P)	1953 Harvey Kuenn (SS)	Denny McLain (P)	Alan Trammell (SS)	Jose Valverde (P)
1937 Tommy Bridges (P)	1954 Ray Boone (3B)	1967 Bill Freehan (C)	Lou Whitaker (2B)	Justin Verlander (P)
Charlie Gehringer (2B)	Harvey Kuenn+ (SS)	Al Kaline* (OF)	1986	Alex Avila (C)
Hank Greenberg+ (1B)	1955 Billy Hoelt+ (P)	Dick McAuliffe (SS)	Willie Hernandez (P)	Miguel Cabrera (1B)
Gee Walker* (OF)	Al Kaline (OF)	1968 Bill Freehan (C)	Lance Parrish (C)	Jhonny Peralta (SS)
1938 Charlie Gehringer (2B)	Harvey Kuenn (SS)	Willie Horton (OF)	Lou Whitaker (2B)	Jose Valverde+ (P)
Hank Greenberg* (1B)	1956 Ray Boone (3B)	Denny McLain (P)	1987	Justin Verlander+ (P)
Vern Kennedy+ (P)	Al Kaline (OF)	Don Wert (3B)	Jack Morris (P)	2012
Rudy York (C)	Harvey Kuenn (SS)	1969 Bill Freehan (C)	Matt Nokes (C)	Miguel Cabrera (1B)
1939 Tommy Bridges (P)	Charlie Maxwell (OF)	Mickey Lolich+ (P)	Alan Trammell (SS)	Prince Fielder (3B)
Hank Greenberg (1B)	1957 Jim Bunning (P)	Denny McLain (P)	1989	Torii Hunter (1B)
Bobo Newsum+ (P)	Al Kaline (OF)	1970 Bill Freehan (C)	Mike Henneman+ (P)	Jhonny Peralta (SS)
1940 Tommy Bridges+ (P)	Harvey Kuenn (SS)	Willie Horton (OF)	1990	Max Scherzer (P)
Hank Greenberg (1B)	Charlie Maxwell (OF)	1971 Norm Cash (1B)	Cecil Fielder (1B)	Justin Verlander+ (P)
Bobo Newsum (P)	1958 Al Kaline (OF)	Bill Freehan (C)	Alan Trammell (SS)	2014
1941 Al Benton+ (P)	Harvey Kuenn (OF)	Al Kaline (OF)	1991	Miguel Cabrera (1B)
Birdie Tebbetts+ (C)	1959 (Game One)	Mickey Lolich (P)	Cecil Fielder (1B)	Ian Kinsler (2B)
Rudy York (1B)	Jim Bunning (P)	1972 Norm Cash (1B)	Travis Fryman (SS)	Victor Martinez* (DH)
Al Benton (P)	Al Kaline (OF)	Bill Freehan (C)	1993	Max Scherzer (P)
Hal Newhouser+ (P)	Harvey Kuenn (OF)	Mickey Lolich (P)	Cecil Fielder (1B)	2015
Birdie Tebbetts (C)	1959 (Game Two)	1973 Ed Brinkman (SS)	Travis Fryman (SS)	Miguel Cabrera* (1B)
Rudy York (1B)	Al Kaline (OF)	Bill Freehan+ (C)	1994	Jose Iglesias (SS)
1943 Hal Newhouser (P)	Harvey Kuenn* (OF)	Willie Horton (OF)	Travis Fryman (3B)	J.D. Martinez (OF)
Dick Wakefield (OF)	1960 (Game One)	1974 John Hillier+ (P)	Mickey Tettleton (C)	David Price (P)
Rudy York (1B)	Al Kaline (OF)	Al Kaline (OF)	1995	2016
1944 Pinky Higgins (3B)	1960 (Game Two)	John Hillier+ (P)	David Wells (P)	Miguel Cabrera (1B)
Hal Newhouser (P)	Al Kaline (OF)	Al Kaline (OF)	1996	2017
Dizzy Trout+ (P)	Frank Lary (P)	Al Kaline (OF)	Travis Fryman (3B)	Michael Fulmer+ (P)
Rudy York+ (1B)	1961 (Game One)	Bill Freehan+ (C)	1997	Justin Upton (OF)
1945 Hank Greenberg+ (1B)	Jim Bunning (P)	1975 Bill Freehan+ (C)	Justin Thompson (P)	
1946 Hal Newhouser (P)	Norm Cash (1B)	1976 Mark Fidrych (P)	1998	Damion Easley (2B)
1947 George Kell (3B)	Al Kaline (OF)	Ron LeFlore (OF)	Brad Ausmus (C)	2000
Pat Mullin+ (OF)	1961 (Game Two)	Rusty Staub (OF)	Todd Jones (P)	2001
Hal Newhouser (P)	Jim Bunning (P)	1977 Mark Fidrych* (P)	Tony Clark (1B)	2002
Dizzy Trout+ (P)	Norm Cash (1B)	Jason Thompson+ (1B)	Robert Fick (OF)	2003
1948 Hoot Evers (OF)	Al Kaline (OF)	1978 Jason Thompson (1B)	Dmitri Young+ (OF)	2004
George Kell+ (3B)	1962 (Game One)	Steve Kemp (OF)	Carlos Guillen+ (SS)	Ivan Rodriguez (C)
Pat Mullin (OF)	Hank Aguirre+ (P)	1980 Lance Parrish (C)	2005	Ivan Rodriguez (C)
Hal Newhouser (P)	Jim Bunning (P)	Alan Trammell (SS)	2006	Magglio Ordoñez (OF)
1949 Hoot Evers (OF)	Rocky Colavito (OF)	1981 Jack Morris (P)	2007	Ivan Rodriguez (C)
George Kell+ (3B)	1962 (Game Two)	1982 Lance Parrish (C)	Kenny Rogers (P)	2008
Pat Mullin (OF)	Hank Aguirre (P)	1983 Aurelio Lopez+ (P)	Carlos Guillen (SS)	Magglio Ordoñez (OF)
Hal Newhouser (P)	Jim Bunning+ (P)	Lance Parrish (C)		
	Rocky Colavito (OF)	1984 Lou Whitaker (2B)		
	Al Kaline (OF)			
	1963 Jim Bunning (P)			
	Al Kaline (OF)			

Note: No game was played in 1945, although teams were selected

Bold Voted to start or started
*Selected but replaced due to injury
+Selected but did not appear in game

POSTSEASON HISTORY





1907 WORLD SERIES

CHICAGO (NL) 4 -- DETROIT (AL) 0

Game 1 • October 8, 1907

		R	H	E
DETROIT	0 0 0 0 0 3 0 0 0 0	3	9	3
CHICAGO	0 0 0 1 0 0 0 2 0 0 0	3	10	5

Pitchers: Donovan vs. Overall, Reulbach (10)
Attendance: 24,377

Game 2 • October 9, 1907

		R	H	E
DETROIT	0 1 0 0 0 0 0 0 0 0	1	10	1
CHICAGO	0 1 0 2 0 0 0 0 x	3	8	1

Pitchers: MULLIN vs. PFIESTER
Attendance: 21,901

Game 3 • October 10, 1907

		R	H	E
DETROIT	0 0 0 0 0 1 0 0 0 0	1	6	1
CHICAGO	0 1 0 3 1 0 0 0 x	5	10	1

Pitchers: SIEVER, Killian (5) vs. REULBACH
Attendance: 13,114

Game 4 • October 11, 1907

		R	H	E
CHICAGO	0 0 0 0 2 0 3 0 1	6	7	2
DETROIT	0 0 0 1 0 0 0 0 0	1	5	2

Pitchers: OVERALL vs. DONOVAN
Attendance: 11,306

Game 5 • October 12, 1907

		R	H	E
CHICAGO	1 1 0 0 0 0 0 0 0	2	7	1
DETROIT	0 0 0 0 0 0 0 0 0	0	7	2

Pitchers: BROWN vs. MULLIN
Attendance: 7,370

TIGERS STATISTICS FROM THE 1907 WORLD SERIES

Player	AVG	G	AB	R	H	TB	2B	3B	HR	RBI	SH	SF	HB	BB	SO	SB	CS	OBP	SLG	E
Archer, Jimmy	.000	1	3	0	0	0	0	0	0	0	0	0	0	1	0	0	0	.000	.000	0
Cobb, Ty	.200	5	20	1	4	6	0	1	0	0	0	0	1	0	3	0	1	.238	.300	0
Coughlin, Bill	.250	5	20	0	5	5	0	0	0	0	0	0	1	4	1	0	0	.286	.250	2
Crawford, Sam	.238	5	21	1	5	6	1	0	0	3	0	0	0	3	0	0	0	.238	.286	0
Donovan, Wild Bill	.000	2	8	0	0	0	0	0	0	0	0	0	0	3	0	0	0	.000	.000	0
Jones, Davy	.353	5	17	1	6	6	0	0	0	0	1	0	0	4	0	3	1	.476	.353	1
Killian, Ed	.500	1	2	1	1	1	0	0	0	0	0	0	0	0	0	0	0	.500	.500	0
Mullin, George	.000	2	6	0	0	0	0	0	0	0	0	0	0	1	0	0	0	.000	.000	0
O'Leary, Charley	.059	5	17	0	1	1	0	0	0	0	1	0	0	1	3	0	1	.111	.059	2
Payne, Fred	.250	2	4	0	1	1	0	0	0	1	0	0	0	0	1	0	0	.250	.250	1
Rossmann, Claud	.400	5	20	1	8	10	0	1	0	2	0	0	0	1	0	1	0	.429	.500	1
Schaefer, Germany	.143	5	21	1	3	3	0	0	0	0	1	0	0	3	0	2	0	.143	.143	0
Schmidt, Boss	.167	4	12	0	2	2	0	0	0	0	0	0	0	2	1	0	0	.286	.167	2
Siever, Ed	.000	1	1	0	0	0	0	0	0	0	0	0	0	0	0	0	0	.000	.000	0
Totals	.209	5	172	6	36	41	1	2	0	6	3	0	1	9	22	6	5	.253	.238	9

Pitcher	W-L	ERA	G	GS	CG	SHO	SV	IP	H	AB	R	ER	HR	HB	BB	SO	WP	BK	AVG
Donovan, Wild Bill	0-1	1.71	2	2	2	0	0	21.0	17	72	9	4	0	3	5	16	0	0	.236
Mullin, George	0-2	2.12	2	2	2	0	0	17.0	16	62	5	4	0	1	6	8	0	0	.258
Killian, Ed	0-0	2.25	1	0	0	0	0	4.0	3	15	1	1	0	0	1	1	0	0	.200
Siever, Ed	0-1	4.50	1	1	0	0	0	4.0	7	18	4	2	0	0	0	1	0	0	.389
Totals	0-4	2.15	5	5	4	0	0	46.0	43	167	19	11	0	4	12	26	0	0	.257

THE TIGERS 20-20 CLUB

Six players in Tigers history have hit 20 home runs and stolen 20 bases in the same season. Kirk Gibson accomplished the feat four times -- in four years -- and fell just one home run short of being the only Tigers player to reach 30-30 in 1985.

Year	Player	Home Runs	Stolen Bases
1984	Kirk Gibson	27	29
1985	Kirk Gibson	29	30
1986	Kirk Gibson	28	34
	Alan Trammell	21	25
1987	Kirk Gibson	24	26
	Alan Trammell	28	21
1995	Chad Curtis	21	27
1997	Damion Easley	22	28
2007	Curtis Granderson	23	26
	Gary Sheffield	25	22
2009	Curtis Granderson	30	20

1908 WORLD SERIES



CHICAGO (NL) 4 -- DETROIT (AL) 1

Game 1 • October 10, 1908

CHICAGO	0 0 4 0 0 1 0 5	R H E
DETROIT	1 0 0 0 0 3 2 0	10 14 2 6 10 3

Pitchers: Ruelbach, Overall (7), BROWN (8) vs. Killian, SUMMERS (3)
Attendance: 10,812

Game 2 • October 11, 1908

DETROIT	0 0 0 0 0 0 0 1	R H E
CHICAGO	0 0 0 0 0 0 6 x	1 4 1 6 7 1

Pitchers: DONOVAN vs. OVERALL
HR: Tinker (CHC)
Attendance: 17,760

Game 3 • October 12, 1908

DETROIT	1 0 0 0 0 5 0 2 0	R H E
CHICAGO	0 0 0 3 0 0 0 0 0	8 12 4 3 7 0

Pitchers: MULLIN vs. PFEISTER, Ruelbach (9)
Attendance: 14,543

Game 4 • October 13, 1908

CHICAGO	0 0 2 0 0 0 0 0 1	R H E
DETROIT	0 0 0 0 0 0 0 0 0	3 10 0 0 4 1

Pitchers: BROWN vs. SUMMERS, Winter (9)
Attendance: 12,907

Game 5 • October 14, 1908

CHICAGO	1 0 0 0 1 0 0 0 0	R H E
DETROIT	0 0 0 0 0 0 0 0 0	2 10 0 0 3 0

Pitchers: OVERALL vs. DONOVAN
Attendance: 6,210

TIGERS STATISTICS FROM THE 1908 WORLD SERIES

Player	AVG	G	AB	R	H	TB	2B	3B	HR	RBI	SH	SF	HB	BB	SO	SB	CS	OBP	SLG	E
Cobb, Ty	.368	5	19	3	7	8	1	0	0	4	1	0	0	1	2	2	1	.400	.421	1
Coughlin, Bill	.125	3	8	0	1	1	0	0	0	1	0	1	1	0	1	0	0	.200	.125	1
Crawford, Sam	.238	5	21	2	5	6	1	0	0	1	0	0	0	1	2	0	0	.273	.286	0
Donovan, Wild Bill	.000	2	4	0	0	0	0	0	0	0	1	0	0	1	1	1	0	.200	.000	1
Downs, Red	.167	2	6	1	1	2	1	0	0	1	0	0	0	1	2	0	0	.286	.333	1
Jones, Davy	.000	3	2	1	0	0	0	0	0	0	0	0	0	1	1	0	0	.333	.000	0
McIntyre, Matty	.222	5	18	2	4	5	1	0	0	0	0	0	1	3	2	1	0	.364	.278	1
Mullin, George	.333	1	3	1	1	1	0	0	0	1	0	0	0	1	0	0	0	.500	.333	0
O'Leary, Charley	.158	5	19	2	3	3	0	0	0	0	1	0	0	0	3	0	0	.158	.158	1
Rossman, Claud	.211	5	19	3	4	4	0	0	0	3	0	0	0	1	4	1	0	.250	.211	2
Schaefer, Germany	.125	5	16	0	2	2	0	0	0	0	1	0	0	1	4	1	1	.176	.125	1
Schmidt, Boss	.071	4	14	0	1	1	0	0	0	1	0	0	0	0	2	0	0	.071	.071	0
Summers, Ed	.200	2	5	0	1	1	0	0	0	1	0	0	0	0	2	0	0	.200	.200	0
Thomas, Ira	.500	2	4	0	2	3	1	0	0	1	0	0	0	1	0	0	0	.600	.750	0
Totals	.203	5	158	15	32	37	5	0	0	14	4	1	2	12	26	6	2	.266	.234	9

Pitcher	W-L	ERA	G	GS	CG	SHO	SV	IP	H	AB	R	ER	HR	HB	BB	SO	WP	BK	AVG
Donovan, Wild Bill	0-2	4.24	2	2	2	0	0	17.0	17	60	8	8	1	0	4	10	1	0	.283
Killian, Ed	0-2	11.57	1	1	0	0	0	2.1	5	12	4	3	0	0	3	1	0	0	.417
Mullin, George	1-0	0.00	1	1	1	0	0	9.0	7	32	3	0	0	0	1	8	0	0	.219
Summers, Ed	0-2	4.30	2	1	0	0	0	14.2	18	56	8	7	0	0	4	7	0	0	.321
Winter, George	0-0	0.00	1	0	0	0	0	1.0	1	4	1	0	0	0	1	0	0	0	.250
Totals	1-4	3.68	5	5	3	0	0	44.0	48	164	24	18	1	0	13	26	1	0	.293

HOMERS IN FIRST TWO CAREER POSTSEASON GAMES

J.D. Martinez connected for a home run in each of his first two career postseason games on October 2 and 3 at Baltimore. Martinez became the first player in franchise history to homer in each of his first two career playoff games and the 16th player in Major League history to accomplish the feat.

Source: Baseball Reference



1909 WORLD SERIES

PITTSBURGH (NL) 4 -- DETROIT (AL) 3

Game 1 • October 8, 1909

DETROIT	1 0 0 0 0 0 0	R H E
PITTSBURGH	0 0 0 1 2 1 0 0 x	1 6 4 4 5 0

Pitchers: MULLIN vs. ADAMS
HR: Clarke (PIT)
Attendance: 29,264

Game 2 • October 9, 1909

DETROIT	0 2 3 0 2 0 0 0 0	R H E
PITTSBURGH	2 0 0 0 0 0 0 0 0	7 9 2 2 5 1

Pitchers: DONOVAN vs. CAMINTZ, Willis (3)
Attendance: 30,915

Game 3 • October 11, 1909

PITTSBURGH	5 1 0 0 0 0 0 0 2	R H E
DETROIT	0 0 0 0 0 0 4 0 2	8 10 2 6 11 5

Pitchers: MADDOX vs. SUMMERS, Willett (1), Works (8)
Attendance: 18,277

Game 4 • October 12, 1909

PITTSBURGH	0 0 0 0 0 0 0 0 0	R H E
DETROIT	0 2 0 3 0 0 0 0 x	0 5 6 5 8 0

Pitchers: LEIFIELD, Phillippe (5) vs. MULLIN
Attendance: 17,036

Game 5 • October 13, 1909

DETROIT	1 0 0 0 0 2 0 1 0	R H E
PITTSBURGH	1 1 1 0 0 0 4 1 x	4 6 1 8 10 2

Pitchers: SUMMERS, Willett (8) vs. ADAMS
HR: D. Jones (DET), Crawford (DET), Clarke (PIT)
Attendance: 21,706

Game 6 • October 14, 1909

PITTSBURGH	3 0 0 0 0 0 0 0 1	R H E
DETROIT	1 0 0 2 1 1 0 0 x	4 8 1 5 10 2

Pitchers: WILLIS, Camnitz (6), Phillippe (7) vs. MULLIN
Attendance: 10,535

Game 7 • October 16, 1909

PITTSBURGH	0 2 0 2 0 3 0 1 0	R H E
DETROIT	0 0 0 0 0 0 0 0 0	8 7 0 0 6 3

Pitchers: ADAMS vs. DONOVAN, Mullin (4)
Attendance: 17,562

TIGERS STATISTICS FROM THE 1909 WORLD SERIES

Player	AVG	G	AB	R	H	TB	2B	3B	HR	RBI	SH	SF	HB	BB	SO	SB	CS	OBP	SLG	E
Bush, Donie	.261	7	23	5	6	7	1	0	0	3	2	0	2	5	3	1	2	.433	.304	5
Cobb, Ty	.231	7	26	3	6	9	3	0	0	5	0	0	1	2	2	2	1	.310	.346	1
Crawford, Sam	.250	7	28	4	7	13	3	0	1	4	0	0	0	1	1	1	0	.276	.464	2
Delahanty, Jim	.346	7	26	2	9	13	4	0	0	4	0	0	1	2	5	0	0	.414	.500	2
Donovan, Wild Bill	.000	2	4	0	0	0	0	0	0	0	0	0	0	0	0	1	0	0.000	.000	1
Jones, Davy	.233	7	30	6	7	10	0	0	1	1	0	0	0	2	1	1	2	.281	.333	1
Jones, Tom	.250	7	24	3	6	7	1	0	0	2	1	0	0	2	0	1	0	.308	.292	1
McIntyre, Matty	.000	4	3	0	0	0	0	0	0	0	0	0	0	0	1	0	0	0.000	.000	0
Moriarty, George	.273	7	22	4	6	7	1	0	0	1	0	0	0	3	1	0	1	.360	.318	0
Mullin, George	.188	6	16	1	3	4	1	0	0	0	0	0	0	1	3	0	0	.235	.250	0
O'Leary, Charley	.000	1	3	0	0	0	0	0	0	0	0	0	0	0	0	0	0	0.000	.000	0
Schmidt, Boss	.222	6	18	0	4	6	2	0	0	4	0	0	0	2	0	0	0	.300	.333	4
Stanage, Oscar	.200	2	5	0	1	1	0	0	0	2	1	0	0	0	2	0	0	.200	.200	0
Summers, Ed	.000	2	3	0	0	0	0	0	0	0	0	0	0	0	2	0	0	0.000	.000	0
Willett, Ed	.000	2	2	0	0	0	0	0	0	0	0	0	0	0	0	0	0	0.000	.000	1
Totals	.236	7	233	28	55	77	16	0	2	26	4	0	4	20	22	6	6	.307	.330	18

Pitcher	W-L	ERA	G	GS	CG	SHO	SV	IP	H	AB	R	ER	HR	HB	BB	SO	WP	BK	AVG
Donovan, Wild Bill	1-1	3.00	2	2	1	0	0	12.0	7	38	4	4	0	1	8	7	0	0	.184
Mullin, George	2-1	2.25	4	3	3	1	0	32.0	23	117	14	8	1	2	8	20	0	0	.197
Summers, Ed	0-2	8.59	2	2	0	0	0	7.1	13	34	13	7	1	1	4	4	2	0	.382
Willett, Ed	0-0	0.00	2	0	0	0	0	7.2	3	25	1	0	0	2	0	1	0	0	.120
Works, Ralph	0-0	9.00	1	0	0	0	0	2.0	4	9	2	2	0	0	0	2	0	0	.444
Totals	3-4	3.10	7	7	4	1	0	61.0	50	223	34	21	2	6	20	34	2	0	.224

ROOKIE QUALIFICATIONS

A player is considered a rookie unless, during a previous season or seasons, he has:

- (a) exceeded 130 at-bats or 50 innings pitched in the Major Leagues or
- (b) accumulated more than 45 days on the active roster of a Major League club or clubs during the period of 25-limit (excluding time in the military service and time on the disabled list).

1934 WORLD SERIES



ST. LOUIS (NL) 4 -- DETROIT (AL) 3

Game 1 • October 3, 1934

ST. LOUIS	0 21 0 14 0 0 0	R H E
DETROIT	0 01 0 01 0 10	8 13 2 3 8 5

Pitchers: D. DEAN vs. CROWDER, Marberry (6), Hogsett (6)
HR: Medwick (STL), Greenberg (DET)
Attendance: 42,505

Game 2 • October 4, 1934

ST. LOUIS	0 11 0 00 0 00 0 0 0	R H E
DETROIT	0 0 0 100 0 01 0 0 1	2 7 3 3 7 0

Pitchers: Hallahan, WALKER (9) vs. ROWE
Attendance: 43,451

Game 3 • October 5, 1934

DETROIT	0 0 0 0 0 0 0 1	R H E
ST. LOUIS	1 10 0 20 0 0 x	1 8 2 4 9 1

Pitchers: BRIDGES, Hogsett (5) vs. P. DEAN
Attendance: 34,073

Game 4 • October 6, 1934

DETROIT	0 0 3 100 1 5 0	R H E
ST. LOUIS	0 1 1 200 0 0 0	10 13 1 4 10 5

Pitchers: AUKER vs. Carleton, Vance (3), WALKER (5),
 Haines (8), Mooney (9)
Attendance: 37,492

Game 5 • October 7, 1934

DETROIT	0 10 0 0 2 0 0 0	R H E
ST. LOUIS	0 0 0 0 0 1 0 0	3 7 0 1 7 1

Pitchers: BRIDGES vs. D. DEAN, Carleton (9)
HR: Gehringer (DET), Delancey (STL)
Attendance: 38,536

Game 6 • October 8, 1934

ST. LOUIS	1 0 0 0 2 0 1 0 0	R H E
DETROIT	0 0 1 0 0 2 0 0 0	4 10 2 3 7 1

Pitchers: P. DEAN vs. ROWE
Attendance: 44,551

Game 7 • October 9, 1934

ST. LOUIS	0 0 7 0 0 2 2 0 0	R H E
DETROIT	0 0 0 0 0 0 0 0 0	11 17 1 0 6 3

Pitchers: D. DEAN vs. AUKER, Rowe (3), Hogsett (3),
 Bridges (4), Marberry (8), Crowder (9)
Attendance: 40,902

TIGERS STATISTICS FROM THE 1934 WORLD SERIES

Player	AVG	G	AB	R	H	TB	2B	3B	HR	RBI	SH	SF	HB	BB	SO	SB	CS	OBP	SLG	E
Auker, Eldon	.000	2	4	0	0	0	0	0	0	0	1	0	0	0	2	0	0	.000	.000	0
Bridges, Tommy	.143	3	7	0	1	1	0	0	0	0	0	0	0	1	4	0	0	.250	.143	0
Cochrane, Mickey	.214	7	28	2	6	7	1	0	0	1	1	0	0	4	3	0	0	.313	.250	0
Crowder, General	.000	2	1	0	0	0	0	0	0	0	0	0	0	0	0	0	0	.000	.000	0
Doljack, Frank	.000	2	2	0	0	0	0	0	0	0	0	0	0	0	0	0	0	.000	.000	0
Fox, Pete	.286	7	28	1	8	14	6	0	0	2	0	0	0	1	4	0	0	.310	.500	0
Gehringer, Charlie	.379	7	29	5	11	15	1	0	1	2	1	0	0	3	0	1	0	.438	.517	3
Goslin, Goose	.241	7	29	2	7	8	1	0	0	2	1	0	0	3	1	0	1	.313	.276	2
Greenberg, Hank	.321	7	28	4	9	16	2	1	1	7	0	0	0	4	9	1	0	.406	.571	1
Hayworth, Ray	.000	1	0	0	0	0	0	0	0	0	0	0	0	0	0	0	0	.000	.000	0
Hogsett, Chief	.000	3	3	0	0	0	0	0	0	0	0	0	0	0	1	0	0	.000	.000	0
Owen, Marv	.069	7	29	0	2	2	0	0	0	1	0	0	1	0	5	1	0	.100	.069	2
Rogell, Billy	.276	7	29	3	8	9	1	0	0	4	0	0	0	1	4	1	0	.300	.310	3
Rowe, Schoolboy	.000	3	7	0	0	0	0	0	0	0	2	0	0	0	5	0	0	.000	.000	0
Walker, Gee	.333	3	3	0	1	1	0	0	0	1	0	0	0	0	1	0	1	.333	.333	0
White, Jo-Jo	.130	7	23	6	3	3	0	0	0	0	0	0	1	8	4	1	2	.375	.130	1
Totals	.224	7	250	23	56	76	12	1	2	20	6	0	2	25	43	5	4	.300	.304	12

Pitcher	W-L	ERA	G	GS	CG	SHO	SV	IP	H	AB	R	ER	HR	HB	BB	SO	WP	BK	AVG
Auker, Eldon	1-1	5.56	2	2	1	0	0	11.1	16	46	8	7	0	0	5	2	0	0	.348
Bridges, Tommy	1-1	3.63	3	2	1	0	0	17.1	21	73	9	7	1	1	1	12	1	0	.288
Crowder, General	0-1	1.50	2	1	0	0	0	6.0	6	28	4	1	1	0	1	2	0	0	.214
Hogsett, Chief	0-0	1.23	3	0	0	0	0	7.1	6	26	1	1	0	0	3	3	0	0	.231
Marberry, Firpo	0-0	21.60	2	0	0	0	0	1.2	5	9	4	4	0	0	1	0	0	0	.556
Rowe, Schoolboy	1-1	2.95	3	2	2	0	0	21.1	19	80	8	7	0	0	12	0	0	0	.238
Totals	3-4	3.74	7	7	4	0	0	65.0	73	262	34	27	2	1	11	31	1	0	.279

POSTSEASON



1935 WORLD SERIES

DETROIT (AL) 4 -- CHICAGO (NL) 2

Game 1 • October 2, 1935

CHICAGO	2 0 0 0 0 0 0 1	R H E
DETROIT	0 0 0 0 0 0 0 0	3 7 0 0 4 3

Pitchers: WARNEKE vs. ROWE
HR: Demaree (CHC)
Attendance: 47,391

Game 2 • October 3, 1935

CHICAGO	0 0 0 0 1 0 0 0 0	R H E
DETROIT	4 0 0 3 0 0 1 0 x	3 6 1 8 9 2

Pitchers: ROOT, Henshaw (1), Kowalik (4) vs. BRIDGES
HR: Greenberg (DET)
Attendance: 46,742

Game 3 • October 4, 1935

DETROIT	0 0 0 0 0 1 0 4 0 0 1	R H E
CHICAGO	0 2 0 0 1 0 0 0 2 0 0	6 12 2 5 10 3

Pitchers: Auker, Hogsett (7), ROWE (8) vs. Lee, Warneke (8),
 FRENCH (10)
HR: Demaree (CHC)
Attendance: 45,532

Game 4 • October 5, 1935

DETROIT	0 0 1 0 0 1 0 0 0	R H E
CHICAGO	0 1 0 0 0 0 0 0 0	2 7 0 1 5 2

Pitchers: CROWDER vs. CARLETON, Root (8)
HR: Hartnett (CHC)
Attendance: 49,350

Game 5 • October 6, 1935

DETROIT	0 0 0 0 0 0 0 0 1	R H E
CHICAGO	0 0 2 0 0 0 1 0 x	1 7 1 3 8 0

Pitchers: ROWE vs. WARNEKE, Lee (7)
HR: Klein (CHC)
Attendance: 49,237

Game 6 • October 7, 1935

CHICAGO	0 0 1 0 2 0 0 0 0	R H E
DETROIT	1 0 0 1 0 1 0 0 1	3 12 0 4 12 1

Pitchers: FRENCH vs. BRIDGES
HR: Herman (CHC)
Attendance: 48,420

TIGERS STATISTICS FROM THE 1935 WORLD SERIES

Player	AVG	G	AB	R	H	TB	2B	3B	HR	RBI	SH	SF	HB	BB	SO	SB	CS	OBP	SLG	E
Auker, Eldon	.000	1	2	0	0	0	0	0	0	0	0	0	0	1	0	0	0	.000	.000	0
Bridges, Tommy	.125	2	8	1	1	1	0	0	0	1	0	0	0	0	3	0	0	.125	.125	0
Clifton, Flea	.000	4	16	1	0	0	0	0	0	0	0	0	0	2	4	0	0	.111	.000	1
Cochrane, Mickey	.292	6	24	3	7	8	1	0	0	1	0	0	0	4	1	0	0	.393	.333	1
Crowder, General	.333	1	3	1	1	1	0	0	0	0	0	0	0	1	0	0	0	.500	.333	0
Fox, Pete	.385	6	26	1	10	15	3	1	0	4	0	0	0	0	1	0	0	.385	.577	1
Gehring, Charlie	.375	6	24	4	9	12	3	0	0	4	1	0	0	2	1	1	0	.423	.500	0
Goslin, Goose	.273	6	22	2	6	7	1	0	0	3	0	0	0	5	0	0	0	.407	.318	1
Greenberg, Hank	.167	2	6	1	1	4	0	0	1	2	0	0	1	1	0	0	0	.375	.667	3
Owen, Marv	.050	6	20	2	1	1	0	0	0	1	1	0	0	2	3	0	0	.174	.050	1
Rogell, Billy	.292	6	24	1	7	9	2	0	0	1	0	0	0	2	5	0	1	.346	.375	0
Rowe, Schoolboy	.250	3	8	0	2	3	1	0	0	0	0	0	0	0	1	0	0	.250	.375	1
Walker, Gee	.250	3	4	1	1	1	0	0	0	0	1	0	0	1	0	0	0	.400	.250	0
White, Jo-Jo	.263	5	19	3	5	5	0	0	0	1	0	0	0	5	7	0	0	.417	.263	0
Totals	.248	6	206	21	51	67	11	1	1	18	3	0	2	25	27	1	1	.335	.325	9

Pitcher	W-L	ERA	G	GS	CG	SHO	SV	IP	H	AB	R	ER	HR	HB	BB	SO	WP	BK	AVG
Auker, Eldon	0-0	3.00	1	1	0	0	0	6.0	6	21	3	2	1	0	2	1	0	0	.286
Bridges, Tommy	2-0	2.50	2	2	2	0	0	18.0	18	70	6	5	1	0	4	9	0	0	.257
Crowder, General	1-0	1.00	1	1	1	0	0	9.0	5	31	1	1	1	1	0	3	5	0	.161
Hogsett, Chief	0-0	0.00	1	0	0	0	0	1.0	0	2	0	0	0	1	1	0	0	0	.000
Rowe, Schoolboy	1-2	2.57	3	2	2	0	0	21.0	19	78	8	6	2	0	1	14	0	0	.244
Totals	4-2	2.29	6	6	5	0	0	55.0	48	202	18	14	5	1	11	29	0	0	.238

DRIVING THEM IN DURING FIRST SEASON WITH TIGERS

Prince Fielder collected 108 RBI during his first season with the Tigers in 2012, marking the fifth-highest RBI total by a player in his first season with the club. The following is a list of the top six RBI totals by players during their first season with the Tigers:

Player	Year	RBI
Dale Alexander	1929	137
Cecil Fielder	1990	132
Miguel Cabrera	2008	127
Al Simmons	1936	112
Prince Fielder	2012	108
Victor Martinez	2011	103

Courtesy of STATS LLC

1940 WORLD SERIES



CINCINNATI [NL] 4 -- DETROIT [AL] 3

Game 1 • October 2, 1940

DETROIT	0 5 0 0 2 0 0 0 0	R H E
CINCINNATI	0 0 0 1 0 0 0 1 x	7 10 1 2 8 3

Pitchers: NEWSOM vs. DERRINGER, Moore (2), Riddle (9)
HR: Campbell (DET)
Attendance: 31,793

Game 2 • October 3, 1940

DETROIT	2 0 0 0 0 1 0 0 0	R H E
CINCINNATI	0 2 2 1 0 0 0 0 x	3 3 1 5 9 0

Pitchers: ROWE, Gorsica (4) vs. WALTERS
HR: Ripple (CIN)
Attendance: 30,640

Game 3 • October 4, 1940

CINCINNATI	1 0 0 0 0 0 1 2	R H E
DETROIT	0 0 0 1 0 0 4 2 x	4 10 1 7 13 1

Pitchers: TURNER, Moore (7), Beggs (8) vs. BRIDGES
HR: York (DET), Higgins (DET)
Attendance: 52,877

Game 4 • October 5, 1940

CINCINNATI	2 0 1 1 0 0 0 1 0	R H E
DETROIT	0 0 1 0 0 1 0 0 0	5 11 1 2 5 1

Pitchers: DERRINGER vs. TROUT, Smith (3), McKain (7)
Attendance: 54,093

Game 5 • October 6, 1940

CINCINNATI	0 0 0 0 0 0 0 0 0	R H E
DETROIT	0 0 0 0 0 0 0 0 0	0 3 0 8 13 0

Pitchers: THOMPSON, Moore (4), Vander Meer (5), Hutchings (8) vs. NEWSOM
HR: Greenberg (DET)
Attendance: 55,189

Game 6 • October 7, 1940

DETROIT	0 0 0 0 0 0 0 0 0	R H E
CINCINNATI	2 0 0 0 0 1 0 1 x	0 5 0 4 10 2

Pitchers: ROWE, Gorsica (1), Hutchinson (8) vs. WALTERS
HR: Walters (CIN)
Attendance: 30,481

Game 7 • October 8, 1940

DETROIT	0 0 1 0 0 0 0 0 0	R H E
CINCINNATI	0 0 0 0 0 0 2 0 x	1 7 0 2 7 1

Pitchers: NEWSOM vs. DERRINGER
Attendance: 26,854

TIGERS STATISTICS FROM THE 1940 WORLD SERIES

Player	AVG	G	AB	R	H	TB	2B	3B	HR	RBI	SH	SF	HB	BB	SO	SB	CS	OBP	SLG	E
Averill, Earl	.000	3	3	0	0	0	0	0	0	0	0	0	0	0	0	0	0	.000	.000	0
Bartell, Dick	.269	7	26	2	7	9	2	0	0	3	0	0	0	3	3	0	0	.345	.346	1
Bridges, Tommy	.000	1	3	0	0	0	0	0	0	0	0	0	0	0	1	0	0	.000	.000	0
Campbell, Bruce	.360	7	25	4	9	13	1	0	1	5	1	0	0	4	4	0	2	.448	.520	0
Croucher, Frank	.000	1	0	0	0	0	0	0	0	0	0	0	0	0	0	0	0	.000	.000	0
Fox, Pete	.000	1	1	0	0	0	0	0	0	0	0	0	0	0	0	0	0	.000	.000	0
Gehring, Charlie	.214	7	28	3	6	6	0	0	0	1	0	0	0	2	0	0	0	.267	.214	0
Gorsica, Johnny	.000	2	4	0	0	0	0	0	0	0	0	0	0	0	2	0	0	.000	.000	0
Greenberg, Hank	.357	7	28	5	10	17	2	1	1	6	0	0	0	2	5	0	0	.400	.607	0
Higgins, Mike	.333	7	24	2	8	16	3	1	1	6	0	0	0	3	3	0	0	.407	.667	2
McCosky, Barney	.304	7	23	5	7	8	1	0	0	1	0	0	0	7	0	0	0	.467	.348	0
Newsom, Bobo	.100	3	10	1	1	1	0	0	0	0	2	0	0	0	1	0	0	.100	.100	0
Rowe, Schoolboy	.000	2	1	0	0	0	0	0	0	0	0	0	0	0	1	0	0	.000	.000	0
Smith, Clay	.000	1	1	0	0	0	0	0	0	0	0	0	0	0	1	0	0	.000	.000	0
Sullivan, Billy	.154	5	13	3	2	2	0	0	0	0	0	0	0	5	2	0	0	.389	.154	0
Tebbetts, Birdie	.000	4	11	0	0	0	0	0	0	0	0	0	0	0	0	0	0	.000	.000	1
Trout, Dizzy	.000	1	1	0	0	0	0	0	0	0	0	0	0	0	0	0	0	.000	.000	0
York, Rudy	.231	7	26	3	6	11	0	1	1	2	0	0	0	4	7	0	0	.333	.423	0
Totals	.246	7	228	28	56	83	9	3	4	24	3	0	0	30	30	0	2	.333	.364	4

Pitcher	W-L	ERA	G	GS	CG	SHO	SV	IP	H	AB	R	ER	HR	HB	BB	SO	WP	BK	AVG
Bridges, Tommy	1-0	3.00	1	1	1	0	0	9.0	10	37	4	3	0	0	1	5	0	0	.270
Gorsica, Johnny	0-0	0.79	2	0	0	0	0	11.1	6	39	1	1	0	0	4	4	0	0	.154
Hutchinson, Fred	0-0	9.00	1	0	0	0	0	1.0	1	4	1	1	1	0	1	1	0	0	.250
McKain, Archie	0-0	3.00	1	0	0	0	0	3.0	4	12	1	1	0	0	0	0	1	0	.333
Newsom, Bobo	2-1	1.38	3	3	3	1	0	26.0	18	92	4	4	0	0	4	17	0	0	.196
Rowe, Schoolboy	0-2	17.18	2	2	0	0	0	3.2	12	22	7	7	1	0	1	1	0	0	.545
Smith, Clay	0-0	2.25	1	0	0	0	0	4.0	1	13	1	1	0	0	3	1	0	0	.077
Trout, Dizzy	0-1	9.00	1	1	0	0	0	2.0	6	13	3	2	0	0	1	1	0	0	.462
Totals	3-4	3.00	7	7	4	0	0	60.0	58	232	22	20	2	0	15	30	1	0	.250



1945 WORLD SERIES

DETROIT (AL) 4 -- CHICAGO (NL) 3

Game 1 • October 3, 1945

CHICAGO	4	0	3	0	0	2	0		R	H	E
DETROIT	0	0	0	0	0	0	0		9	13	0
									0	6	0

Pitchers: BOROWY vs. NEWHOUSER, Benton (3), Tobin (5), Mueller (8)
HR: Cavarretta (CHC)
Attendance: 54,637

Game 2 • October 4, 1945

CHICAGO	0	0	0	1	0	0	0		R	H	E
DETROIT	0	0	0	4	0	0	0		1	7	0
									4	7	0

Pitchers: WYSE, Erickson (7) vs. TRUCKS
HR: Greenberg (DET)
Attendance: 53,636

Game 3 • October 5, 1945

CHICAGO	0	0	0	2	0	1	0		R	H	E
DETROIT	0	0	0	0	0	0	0		3	8	0
									0	1	2

Pitchers: PASSEAU vs. OVERMIRE, Benton (7)
Attendance: 55,500

Game 4 • October 6, 1945

DETROIT	0	0	0	4	0	0	0		R	H	E
CHICAGO	0	0	0	0	1	0	0		4	7	1
									1	5	1

Pitchers: TROUT vs. PRIM, Derringer (4), Vandenberg (6), Erickson (8)
Attendance: 42,923

Game 5 • October 7, 1945

DETROIT	0	0	1	0	0	4	0		R	H	E
CHICAGO	0	0	1	0	0	0	2		8	11	0
									4	7	2

Pitchers: NEWHOUSER vs. BOROWY, Vandenberg (6), Chipman (6), Derringer (7), Erickson (9)
Attendance: 43,463

Game 6 • October 8, 1945

DETROIT	0	1	0	0	0	2	4		R	H	E
CHICAGO	0	0	0	0	4	1	2		7	13	1
									8	15	3

Pitchers: TRUCKS, Caster (5), Bridges (6), Benton (7), TROUT (8) vs. Passeau, Wyse (7), Prim (8), BOROWY (9)
HR: Greenberg (DET)
Attendance: 41,708

Game 7 • October 10, 1945

DETROIT	5	1	0	0	0	1	2		R	H	E
CHICAGO	1	0	0	1	0	0	1		9	9	1
									1	0	0

Pitchers: NEWHOUSER vs. BOROWY, Derringer (1), Vandenberg (2), Erickson (6), Passeau (8), Wyse (9)
Attendance: 41,590

TIGERS STATISTICS FROM THE 1945 WORLD SERIES

Player	AVG	G	AB	R	H	TB	2B	3B	HR	RBI	SH	SF	HB	BB	SO	SB	CS	OBP	SLG	E
Borom, Red	.000	2	1	0	0	0	0	0	0	0	0	0	0	0	0	0	0	.000	.000	0
Cramer, Doc	.379	7	29	7	11	11	0	0	0	4	0	0	1	1	0	1	0	.419	.379	0
Cullenbine, Roy	.227	7	22	5	7	7	2	0	0	4	1	0	0	8	2	1	0	.433	.318	0
Eaton, Zeb	.000	1	1	0	0	0	0	0	0	0	0	0	0	0	1	0	0	.000	.000	0
Greenberg, Hank	.304	7	23	7	7	16	3	0	2	7	1	0	1	6	5	0	0	.467	.696	0
Hoover, Joe	.333	1	3	1	1	1	0	0	0	1	0	0	0	0	0	0	1	.333	.333	0
Hostetler, Chuck	.000	3	3	0	0	0	0	0	0	0	0	0	0	0	0	0	0	.000	.000	0
Maier, Bob	1.000	1	1	0	1	1	0	0	0	0	0	0	0	0	0	0	0	1.000	1.000	0
Mayo, Eddie	.250	7	28	4	7	8	1	0	0	2	0	0	0	3	2	0	0	.323	.286	2
McHale, John	.000	3	3	0	0	0	0	0	0	0	0	0	0	1	0	0	0	.000	.000	0
Mierkowitz, Ed	.000	1	0	0	0	0	0	0	0	0	0	0	0	0	0	0	0	.000	.000	0
Newhouser, Hal	.000	3	8	0	0	0	0	0	0	1	0	0	0	1	1	0	0	.111	.000	1
Outlaw, Jimmy	.179	7	28	1	5	5	0	0	0	3	1	0	0	2	1	1	0	.233	.179	0
Overmire, Stubby	.000	1	1	0	0	0	0	0	0	0	0	0	0	0	0	0	0	.000	.000	0
Richards, Paul	.211	7	19	0	4	6	2	0	0	6	0	0	0	4	3	0	0	.348	.316	1
Swift, Bob	.250	3	4	1	1	1	0	0	0	0	0	0	0	2	0	0	0	.500	.250	0
Tobin, Jim	.000	1	1	0	0	0	0	0	0	0	0	0	0	0	0	0	0	.000	.000	0
Trout, Dizzy	.167	2	6	0	1	1	0	0	0	0	0	0	0	0	0	0	0	.167	.167	0
Trucks, Virgil	.000	2	4	0	0	0	0	0	0	0	0	0	0	1	1	0	0	.200	.000	0
Walker, Hub	.500	2	2	1	1	2	1	0	0	0	0	0	0	0	0	0	0	.500	1.000	0
Webb, Skeeter	.185	7	27	4	5	5	0	0	0	1	0	0	0	2	1	0	0	.241	.185	0
York, Rudy	.179	7	28	1	5	6	1	0	0	3	0	0	0	3	4	0	0	.258	.214	1
Totals	.223	7	242	32	54	70	10	0	2	32	3	0	2	33	22	3	1	.321	.289	5

Pitcher	W-L	ERA	G	GS	CG	SHO	SV	IP	H	AB	R	ER	HR	HB	BB	SO	WP	BK	AVG
Caster, George	0-0	0.00	1	0	0	0	0	0.2	0	2	0	0	0	0	0	1	0	0	.000
Mueller, Les	0-0	0.00	1	0	0	0	0	2.0	0	6	0	0	0	0	1	1	0	0	.000
Trout, Dizzy	1-1	0.66	2	1	1	0	0	13.2	9	47	2	1	0	0	3	9	0	0	.191
Benton, Al	0-0	1.93	3	0	0	0	0	4.2	6	18	1	1	0	0	0	5	0	0	.333
Overmire, Stubby	0-1	3.00	1	1	0	0	0	6.0	4	21	2	2	0	0	2	2	0	0	.190
Trucks, Virgil	1-0	3.38	2	2	1	0	0	13.1	14	51	5	5	0	0	5	7	0	0	.275
Tobin, Jim	0-0	6.00	1	0	0	0	0	3.0	4	12	2	2	1	0	1	0	0	0	.333
Newhouser, Hal	2-1	6.10	3	3	2	0	0	20.2	25	83	14	14	0	0	4	22	1	0	.301
Bridges, Tommy	0-0	16.20	1	0	0	0	0	1.2	3	7	3	3	0	0	3	1	0	0	.429
Totals	4-3	3.84	7	7	4	0	0	65.2	65	247	29	28	1	0	19	48	1	0	.263

1968 WORLD SERIES



DETROIT (AL) 4 -- ST. LOUIS (NL) 3

Game 1 • October 2, 1968

DETROIT	0 0 0	0 0 0 0 0	R H E
ST. LOUIS	0 0 0	3 0 0 1 0 x	4 6 0

Pitchers: McLAIN, Dobson (6), McMahon (8) vs. GIBSON
HR: Brock (STL)
Attendance: 54,692

Game 2 • October 3, 1968

DETROIT	0 1 1	0 0 3 1 0 2	R H E
ST. LOUIS	0 0 0	0 0 1 0 0 0	8 13 1 1 6 1

Pitchers: LOLICH vs. BRILES, Carlton (6), Willis (7), Hoerner (9)
HR: Horton (DET), Lolich (DET), Cash (DET)
Attendance: 54,692

Game 3 • October 5, 1968

ST. LOUIS	0 0 0	0 4 0 3 0 0	R H E
DETROIT	0 2 1	0 0 0 0 0 0	7 13 0 3 4 0

Pitchers: WASHBURN, Hoerner (6) vs. WILSON, Dobson (5), McMahon (6), Patterson (7), Hiller (8)
HR: Kaline (DET), McCarver (STL), McAuliffe (DET), Cepeda (STL)
Attendance: 53,634

Game 4 • October 6, 1968

ST. LOUIS	2 0 2	2 0 0 0 4 0	R H E
DETROIT	0 0 0	1 0 0 0 0 0	10 13 0 1 5 4

Pitchers: GIBSON vs. McLAIN, Sparma (3), Patterson (4), Lasher (6), Hiller (8), Dobson (8)
HR: Brock (STL), Gibson (STL), Northrup (DET)
Attendance: 53,634

Game 5 • October 7, 1968

ST. LOUIS	3 0 0	0 0 0 0 0 0	R H E
DETROIT	0 0 0	2 0 0 3 0 x	3 9 0 5 9 1

Pitchers: Briles, HOERNER (7), Willis (7) vs. LOLICH
HR: Cepeda (STL)
Attendance: 53,634

Game 6 • October 9, 1968

DETROIT	0 2 1	0 1 0 0 0 0	R H E
ST. LOUIS	0 0 0	0 0 0 0 0 1	13 12 1 1 9 1

Pitchers: McLAIN vs. WASHBURN, Jaster (3), Willis (3), Hughes (3), Carlton (4), Granger (7), Nelson (9)
HR: Northrup (DET), Kaline (DET)
Attendance: 54,692

Game 7 • October 10, 1968

DETROIT	0 0 0	0 0 0 3 0 1	R H E
ST. LOUIS	0 0 0	0 0 0 0 0 1	4 8 1 1 5 0

Pitchers: LOLICH vs. GIBSON
HR: Shannon (STL)
Attendance: 54,692

TIGERS STATISTICS FROM THE 1968 WORLD SERIES

Player	AVG	G	AB	R	H	TB	2B	3B	HR	RBI	SH	SF	HB	BB	SO	SB	CS	OBP	SLG	E
Brown, Gates	.000	1	1	0	0	0	0	0	0	0	0	0	0	0	0	0	0	.000	.000	0
Cash, Norm	.385	7	26	5	10	13	0	0	1	5	0	1	0	3	5	0	0	.433	.500	2
Comer, Wayne	1.000	1	1	0	1	1	0	0	0	0	0	0	0	0	0	0	0	1.000	1.000	0
Freehan, Bill	.083	7	24	0	2	3	1	0	0	2	0	0	0	4	8	0	0	.214	.125	2
Horton, Willie	.304	7	23	6	7	13	1	1	1	3	0	0	1	5	6	0	0	.448	.565	1
Kaline, Al	.379	7	29	6	11	19	2	0	2	8	0	0	1	0	7	0	0	.400	.655	0
Lolich, Mickey	.250	3	12	2	3	6	0	0	1	2	0	0	0	1	5	0	0	.308	.500	0
Matchick, Tommy	.000	3	3	0	0	0	0	0	0	0	0	0	0	0	1	0	0	.000	.000	0
Mathews, Eddie	.333	2	3	0	1	1	0	0	0	0	0	0	0	1	1	0	0	.500	.333	1
McAuliffe, Dick	.222	7	27	5	6	9	0	0	1	3	0	0	0	4	6	0	0	.323	.333	0
McLain, Denny	.000	3	6	0	0	0	0	0	0	0	1	0	0	0	4	0	0	.000	.000	1
Northrup, Jim	.250	7	28	4	7	15	0	1	2	8	0	0	0	1	5	0	1	.276	.536	2
Oyler, Ray	.000	4	0	0	0	0	0	0	0	0	1	0	0	0	0	0	0	.000	.000	0
Price, Jim	.000	2	2	0	0	0	0	0	0	0	0	0	0	0	1	0	0	.000	.000	0
Stanley, Mickey	.214	7	28	4	6	8	0	1	0	0	0	0	0	2	4	0	1	.267	.286	2
Tracewski, Dick	.000	2	0	1	0	0	0	0	0	0	0	0	0	0	0	0	0	.000	.000	0
Wert, Don	.118	6	17	1	2	2	0	0	0	2	0	0	1	6	5	0	0	.375	.118	0
Wilson, Earl	.000	1	1	0	0	0	0	0	0	0	0	0	0	0	1	0	0	.000	.000	0
Totals	.242	7	231	34	56	90	4	3	8	33	2	1	3	27	59	0	2	.328	.390	11

Pitcher	W-L	ERA	G	GS	CG	SHO	SV	IP	H	AB	R	ER	HR	HB	BB	SO	WP	BK	AVG
Dobson, Pat	0-0	3.86	3	0	0	0	0	4.2	5	18	2	2	2	0	1	0	0	0	.278
Hiller, John	0-0	13.50	2	0	0	0	0	2.0	6	13	4	3	0	0	3	1	0	0	.462
Lasher, Fred	0-0	0.00	1	0	0	0	0	2.0	1	7	0	0	0	0	0	1	0	0	.143
Lolich, Mickey	3-0	1.67	3	3	3	0	0	27.0	20	97	5	5	2	1	6	21	0	0	.206
McLain, Denny	1-2	3.24	3	3	1	0	0	16.2	18	68	8	6	1	0	4	13	0	0	.265
McMahon, Don	0-0	13.50	2	0	0	0	0	2.0	4	10	3	3	1	0	0	1	0	0	.400
Patterson, Daryl	0-0	0.00	2	0	0	0	0	3.0	1	8	0	0	0	0	1	0	0	0	.125
Sparma, Joe	0-0	54.00	1	0	0	0	0	0.1	2	3	2	2	1	0	0	0	0	0	.667
Wilson, Earl	0-1	6.23	1	1	0	0	0	4.1	4	15	3	3	0	0	6	3	0	0	.267
Totals	4-3	3.48	7	7	4	0	0	62.0	61	239	27	24	7	1	21	40	0	0	.255

POSTSEASON



1972 ALCS

OAKLAND (WEST) 3 -- DETROIT (EAST) 2

Game 1 • October 7, 1972

		R	H	E
DETROIT	0 10 000 000 01	2	6	2
OAKLAND	001 000 000 002	3	11	1

Pitchers: LOLICH, Seelbach (11) vs. Hunter; Blue (9), FINGERS (9)
HR: Cash (DET), Kaline (DET)
Attendance: 29,566

Game 2 • October 8, 1972

		R	H	E
DETROIT	000 000 000	0	3	1
OAKLAND	100 040 00x	5	8	0

Pitchers: FRYMAN, Zachary (5), Scherman (5), LaGrow (6), Hiller (7) vs. ODOM
Attendance: 31,068

Game 3 • October 10, 1972

		R	H	E
OAKLAND	000 000 000	0	7	0
DETROIT	000 200 01x	3	8	1

Pitchers: HOLTZMAN, Fingers (5), Blue (6), Locker (7) vs. COLEMAN
HR: Freehan (DET)
Attendance: 41,156

Game 4 • October 11, 1972

		R	H	E
OAKLAND	000 000 100 2	3	9	2
DETROIT	001 000 000 3	4	10	1

Pitchers: Hunter; Fingers (8), Blue (9), LOCKER (10), Horlen (10), Hamilton (10) vs. Lolich, Seebach (10), HILLER (10)
HR: McAuliffe (DET), Epstein (OAK)
Attendance: 37,615

Game 5 • October 12, 1972

		R	H	E
OAKLAND	010 100 000	2	4	0
DETROIT	100 000 000	1	5	2

Pitchers: ODOM, Blue (6) vs. FRYMAN, Hiller (9)
Attendance: 50,276

TIGERS STATISTICS FROM THE 1972 ALCS

Player	AVG	G	AB	R	H	TB	2B	3B	HR	RBI	SH	SF	HB	BB	SO	SB	CS	OBP	SLG	E
Brinkman, Ed	.250	1	4	0	1	2	1	0	0	0	0	0	0	0	0	0	0	.250	.500	0
Brown, Gates	.000	3	2	1	0	0	0	0	0	0	0	0	1	0	0	0	0	.333	.000	0
Brown, Ike	.500	1	2	0	1	1	0	0	0	2	0	0	0	1	0	0	0	.500	.500	0
Cash, Norm	.267	5	15	1	4	7	0	0	1	2	1	0	2	3	0	0	0	.353	.467	0
Coleman, Joe	.500	1	2	0	1	1	0	0	0	0	0	0	1	0	0	0	0	.667	.500	0
Freehan, Bill	.250	3	12	2	3	7	1	0	1	3	1	0	0	1	0	0	0	.250	.583	0
Fryman, Woodie	.000	2	3	0	0	0	0	0	0	0	0	0	0	0	0	0	0	.000	.000	0
Haller, Tom	.000	1	1	0	0	0	0	0	0	0	0	0	0	0	0	0	0	.000	.000	0
Horton, Willie	.100	5	10	0	1	1	0	0	0	0	0	0	1	3	0	0	0	.182	.100	0
Kaline, Al	.263	5	19	3	5	8	0	0	1	1	1	0	0	2	2	0	0	.333	.421	1
Knox, John	.000	1	0	0	0	0	0	0	0	0	0	0	0	0	0	0	0	.000	.000	0
Lolich, Mickey	.000	2	7	0	0	0	0	0	0	0	0	0	0	2	0	0	0	.000	.000	0
McAuliffe, Dick	.200	5	20	3	4	7	0	0	1	1	0	0	1	4	0	1	0	.238	.350	4
Northrup, Jim	.357	5	14	0	5	5	0	0	0	1	0	0	0	2	3	0	1	.438	.357	0
Rodriguez, Aurelio	.000	5	16	0	0	0	0	0	0	0	0	0	2	2	0	0	0	.111	.000	1
Sims, Duke	.214	4	14	0	3	7	2	1	0	0	0	0	1	2	0	0	0	.267	.500	1
Stanley, Mickey	.333	4	6	0	2	2	0	0	0	0	0	0	0	0	0	0	0	.333	.333	0
Taylor, Tony	.133	4	15	0	2	4	2	0	0	0	0	0	0	2	0	0	0	.133	.267	0
Totals	.198	5	162	10	32	52	6	1	4	10	3	0	0	13	25	0	2	.257	.321	7

Pitcher	W-L	ERA	G	GS	CG	SHO	SV	IP	H	AB	R	ER	HR	HB	BB	SO	WP	BK	AVG
Coleman, Joe	1-0	0.00	1	1	1	1	0	9.0	7	34	0	0	0	3	14	0	0	.206	
Fryman, Woodie	0-2	3.65	2	2	0	0	0	12.1	11	45	6	5	0	2	2	8	0	1	.244
Hiller, John	1-0	0.00	3	0	0	0	0	3.1	1	9	0	0	0	1	1	0	0	.111	
LaGrow, Lerrin	0-0	0.00	1	0	0	0	0	1.0	0	3	0	0	0	1	0	1	0	.000	
Lolich, Mickey	0-1	1.42	2	2	0	0	0	19.0	14	69	4	3	1	0	5	10	0	.203	
Scherman, Fred	0-0	0.00	1	0	0	0	0	0.2	1	3	0	0	0	0	0	1	0	.333	
Seelbach, Chuck	0-0	18.00	2	0	0	0	0	1.0	4	7	2	2	0	0	0	0	0	.571	
Zachary, Chris	0-0	---	1	0	0	0	0	0.0	0	0	1	1	0	0	1	0	2	---	
Totals	2-3	2.14	5	5	1	1	0	46.1	38	170	13	11	1	3	12	35	2	1	.224



DETROIT (EAST) 3 -- KANSAS CITY (WEST) 0

Game 1 • October 2, 1984

		R H E
DETROIT	2 00 110 121	8 14 0
KANSAS CITY	0 00 000 100	1 5 1

Pitchers: MORRIS, Hernandez (8) vs. BLACK, Huismann (6), M. Jones (8)
HR: Herndon (DET), Trammell (DET), Parrish (DET)
Attendance: 41,973

Game 2 • October 3, 1984

		R H E
DETROIT	2 01 000 000 02	5 8 1
KANSAS CITY	0 00 100 110 00	3 10 3

Pitchers: Petry, Hernandez (8), LOPEZ (9) vs. Saberhagen, QUISENBERRY (9)
HR: Gibson (DET)
Attendance: 42,019

Game 3 • October 5, 1984

		R H E
KANSAS CITY	0 00 000 000	0 3 3
DETROIT	0 10 000 00x	1 3 0

Pitchers: LEIBRANDT vs. WILCOX, Hernandez (9)
Attendance: 52,168

TIGERS STATISTICS FROM THE 1984 ALCS

Player	AVG	G	AB	R	H	TB	2B	3B	HR	RBI	SH	SF	HB	BB	SO	SB	CS	OBP	SLG	E
Baker, Doug	.000	1	0	0	0	0	0	0	0	0	0	0	0	0	0	0	0	0.000	.000	0
Bergman, Dave	1.000	2	1	1	1	1	0	0	0	0	0	0	0	0	0	1	0	1.000	1.000	0
Brookens, Tom	.000	2	2	0	0	0	0	0	0	0	0	0	0	0	1	0	0	0.000	.000	1
Castillo, Marty	.250	3	8	0	2	2	0	0	0	2	0	0	0	0	3	1	0	.250	.250	0
Evans, Darrell	.300	3	10	1	3	4	1	0	0	1	1	0	0	1	0	1	0	.364	.400	0
Garbey, Barbaro	.333	3	9	1	3	3	0	0	0	0	0	0	0	1	0	0	0	.333	.333	0
Gibson, Kirk	.417	3	12	2	5	9	1	0	1	2	0	0	0	2	1	1	0	.500	.750	0
Grubb, Johnny	.250	1	4	0	1	2	1	0	0	2	1	0	0	0	0	0	0	.250	.500	0
Herndon, Larry	.200	2	5	1	1	4	0	0	1	1	0	0	0	1	2	0	0	.333	.800	0
Jones, Ruppert	.000	2	5	1	0	0	0	0	0	0	0	0	0	1	1	0	0	.167	.000	0
Kuntz, Rusty	.000	1	1	0	0	0	0	0	0	0	0	0	0	0	0	0	0	0.000	.000	0
Lemon, Chet	.000	3	13	1	0	0	0	0	0	0	0	0	0	1	0	0	0	0.000	.000	0
Parrish, Lance	.250	3	12	1	3	7	1	0	1	3	0	1	0	0	3	0	0	.231	.583	0
Trammell, Alan	.364	3	11	2	4	9	0	1	1	3	0	0	0	3	1	0	0	.500	.818	0
Whitaker, Lou	.143	3	14	3	2	2	0	0	0	0	0	0	0	3	0	0	0	.143	.143	0
Totals	.234	3	107	14	25	43	4	1	4	14	2	1	0	8	17	4	0	.284	.402	1

Pitcher	W-L	ERA	G	GS	CG	SHO	SV	IP	H	AB	R	ER	HR	HB	BB	SO	WP	BK	AVG
Hernandez, Willie	0-0	2.25	3	0	0	0	1	4.0	3	15	1	1	0	0	1	3	0	0	.200
Lopez, Aurelio	1-0	0.00	1	0	0	0	0	3.0	4	12	0	0	0	0	1	2	0	0	.333
Morris, Jack	1-0	1.29	1	1	0	0	0	7.0	5	26	1	1	0	0	1	4	0	0	.192
Petry, Dan	0-0	2.57	1	1	0	0	0	7.0	4	27	2	2	0	0	1	4	0	0	.148
Wilcox, Milt	1-0	0.00	1	1	0	0	0	8.0	2	26	0	0	0	0	2	8	0	0	.077
Totals	3-0	1.24	3	3	0	1	1	29.0	18	106	4	4	0	0	6	21	0	0	.170

LONGEST SINGLE-SEASON HOME WINNING STREAKS

The Tigers posted a 10-game winning streak at home during the 2013 season, tied for the fourth-longest home winning streak in club history. The following list contains the longest home winning streaks in franchise history:

Year	Streak	Dates
1909	17	August 19-September 7
1919	13	June 1-July 10
1949	11	August 12-29
1927	10	August 10-20
1934	10	August 3-September 5
1975	10	July 3-20
2006	10	June 15-July 15
2012	10	July 18-August 7
2013	10	July 14-August 15

Courtesy of STATS LLC

POSTSEASON



1984 WORLD SERIES

DETROIT (AL) 4 -- SAN DIEGO (NL) 1

Game 1 • October 9, 1984

DETROIT	1 0 0 0 2 0 0 0 0	R H E
SAN DIEGO	2 0 0 0 0 0 0 0 0	3 8 0
		2 8 1

Pitchers: MORRIS vs. THURMOND, Hawkins (6), Dravecky (8)
HR: Herndon (DET)
Attendance: 57,908

Game 2 • October 10, 1984

DETROIT	3 0 0 0 0 0 0 0 0	R H E
SAN DIEGO	1 0 0 1 3 0 0 0 x	3 7 3
		5 11 0

Pitchers: PETRY, Lopez (5), Scherrer (6), Blair (7), Hernandez (8) vs. Whitson, HAWKINS (1), Lefferts (7)
HR: Bevacqua (SD)
Attendance: 57,911

Game 3 • October 12, 1984

SAN DIEGO	0 0 1 0 0 0 1 0 0	R H E
DETROIT	0 4 1 0 0 0 0 0 x	2 10 0
		5 7 0

Pitchers: LOLLAR, Booker (2), Harris (3) vs. WILCOX, Scherrer (7), Hernandez (7)
HR: Castillo (DET)
Attendance: 51,970

Game 4 • October 13, 1984

SAN DIEGO	0 1 0 0 0 0 0 1	R H E
DETROIT	2 0 2 0 0 0 0 0 x	2 5 2
		4 7 0

Pitchers: SHOW, Dravecky (3), Lefferts (7), Gossage (8) vs. MORRIS
HR: Trammell 2 (DET), Kennedy (SD)
Attendance: 52,130

Game 5 • October 14, 1984

SAN DIEGO	0 0 1 2 0 0 0 1 0	R H E
DETROIT	3 0 0 0 1 0 1 3 x	4 10 1
		8 11 1

Pitchers: Thurmond, HAWKINS (1), Lefferts (5), Gossage (7) vs. Petry, Scherrer (4), LOPEZ (5), Hernandez (8)
HR: Gibson 2 (DET), Parrish (DET), Bevacqua (SD)
Attendance: 51,901

TIGERS STATISTICS FROM THE 1984 WORLD SERIES

Player	AVG	G	AB	R	H	TB	2B	3B	HR	RBI	SH	SF	HB	BB	SO	SB	CS	OBP	SLG	E	
Bergman, Dave	.000	5	5	0	0	0	0	0	0	0	0	0	0	0	1	0	0	0	.000	.000	0
Brookens, Tom	.000	3	3	0	0	0	0	0	0	0	0	0	0	0	1	0	0	0	.000	.000	0
Castillo, Marty	.333	3	9	2	3	6	0	0	1	2	0	0	0	2	1	0	0	0	.455	.667	0
Evans, Darrell	.067	5	15	1	1	1	0	0	0	1	0	0	0	4	4	0	0	0	.263	.067	0
Garbey, Barbaro	.000	4	12	0	0	0	0	0	0	0	0	0	0	0	2	0	0	0	.000	.000	0
Gibson, Kirk	.333	5	18	4	6	12	0	0	2	7	0	0	1	4	4	3	1	0	.478	.667	2
Grubb, Johnny	.333	4	3	0	1	1	0	0	0	0	0	0	1	0	0	0	0	0	.500	.333	0
Herndon, Larry	.333	5	15	1	5	8	0	0	1	3	0	0	0	3	2	0	1	0	.444	.533	0
Johnson, Howard	.000	1	1	0	0	0	0	0	0	0	0	0	0	0	0	0	0	0	.000	.000	0
Jones, Ruppert	.000	2	3	0	0	0	0	0	0	0	0	0	0	0	1	0	0	0	.000	.000	0
Kuntz, Rusty	.000	2	1	0	0	0	0	0	0	1	0	1	0	0	1	0	0	0	.000	.000	0
Lemon, Chet	.294	5	17	1	5	5	0	0	0	1	0	0	0	2	2	2	1	0	.368	.294	0
Parrish, Lance	.278	5	18	3	5	9	1	0	1	2	0	1	0	3	2	1	0	0	.364	.500	1
Trammell, Alan	.450	5	20	5	9	16	1	0	2	6	1	0	0	2	2	1	1	0	.500	.800	1
Whitaker, Lou	.278	5	18	6	5	7	2	0	0	0	1	0	0	4	4	0	0	0	.409	.389	0
Totals	.253	5	158	23	40	65	4	0	7	23	2	2	2	24	27	7	4	.355	.411	4	

Pitcher	W-L	ERA	G	GS	CG	SHO	SV	IP	H	AB	R	ER	HR	HB	BB	SO	WP	BK	AVG	
Bair, Doug	0-0	0.00	1	0	0	0	0	0.2	0	1	0	0	0	0	0	1	0	0	0	.000
Hernandez, Willie	0-0	1.69	3	0	0	0	2	5.1	4	19	1	1	1	0	0	0	0	0	.211	
Lopez, Aurelio	1-0	0.00	2	0	0	0	0	3.0	1	10	0	0	0	0	1	4	0	0	.100	
Morris, Jack	2-0	2.00	2	2	2	0	0	18.0	13	64	4	4	1	0	3	13	2	0	.203	
Petry, Dan	0-1	9.00	2	2	0	0	0	8.0	14	35	8	8	1	0	5	4	0	1	.400	
Scherrer, Bill	0-0	3.00	3	0	0	0	0	3.0	5	12	1	1	0	0	0	0	0	0	.417	
Wilcox, Milt	1-0	1.50	1	1	0	0	0	6.0	7	25	1	1	0	0	2	4	0	0	.280	
Totals	4-1	3.07	5	5	2	0	2	44.0	44	166	15	15	3	0	11	26	2	1	.265	

BACK-TO-BACK HOME RUNS IN THE PLAYOFFS

Victor Martinez and J.D. Martinez hit back-to-back home runs for the Tigers in Game 1 of the American League Division Series at Baltimore on October 2, 2014, while J.D. Martinez and Nicholas Castellanos connected for back-to-back home runs in Game Two on October 3, 2014. It marked just the second and third times in franchise history that the Tigers have hit back-to-back homers in the postseason. It also was the first time a team has hit back-to-back home runs in consecutive postseason games since Tampa Bay did so in the 2008 American League Championship Series vs. Boston.



MINNESOTA (WEST) 4 -- DETROIT (EAST) 1

Game 1 • October 7, 1987

		R H E
DETROIT	0 0 1 0 0 1 2 0	5 10 0
MINNESOTA	0 1 0 0 3 0 0 4 x	8 10 0

Pitchers: ALEXANDER, Henneman (8), Hernandez (8), King (8)
 vs. Viola, REARDON (8)
HR: Heath (DET), Gibson (DET), Gaetti 2 (MIN)
Attendance: 53,269

Game 2 • October 8, 1987

		R H E
DETROIT	0 2 0 0 0 0 0 1 0	3 7 1
MINNESOTA	0 3 0 2 1 0 0 0 x	6 6 0

Pitchers: MORRIS vs. BLYLEVEN, Berenguer (8)
HR: Lemon (DET), Whitaker (DET), Hrbek (MIN)
Attendance: 55,245

Game 3 • October 10, 1987

		R H E
MINNESOTA	0 0 0 2 0 2 0 0	6 8 1
DETROIT	0 0 5 0 0 0 0 2 x	7 7 0

Pitchers: Straker, Schatzeder (3), Berenguer (7), REARDON (8)
 vs. Terrell, HENNEMAN (7)
HR: Gagne (MIN), Brunansky (MIN), Sheridan (DET)
Attendance: 49,730

Game 4 • October 11, 1987

		R H E
MINNESOTA	0 0 1 1 1 1 0 1 0	5 7 1
DETROIT	1 0 0 0 1 1 0 0 0	3 7 3

Pitchers: VIOLA, Atherton (6), Berenguer (6), Reardon (9) vs.
 TANANA, Petry (6), Thurmond (9)
HR: Puckett (MIN), Gagne (MIN)
Attendance: 51,939

Game 5 • October 12, 1987

		R H E
MINNESOTA	0 4 0 0 0 0 1 1 3	9 15 1
DETROIT	0 0 0 3 0 0 1 1 1	5 9 1

Pitchers: BLYLEVEN, Schatzeder (7), Berenguer (8), Reardon (8)
 vs. ALEXANDER, King (2), Henneman (7), Robinson (9)
HR: Brunansky (MIN), Nokes (DET), Lemon (DET)
Attendance: 47,448

TIGERS STATISTICS FROM THE 1987 ALCS

Player	AVG	G	AB	R	H	TB	2B	3B	HR	RBI	SH	SF	HB	BB	SO	CS	OBP	SLG	E
Bergman, Dave	.250	4	4	0	1	1	0	0	0	2	0	1	0	0	1	0	.200	.250	0
Brookens, Tom	.000	5	13	0	0	0	0	0	0	0	1	0	0	0	3	0	.000	.000	0
Evans, Darrell	.294	5	17	0	5	5	0	0	0	0	0	0	1	4	2	0	.455	.294	3
Gibson, Kirk	.286	5	21	4	6	10	1	0	1	4	0	0	0	3	8	3	.375	.476	0
Grubb, Johnny	.571	4	7	0	4	4	0	0	0	0	0	0	0	1	0	0	.571	.571	0
Heath, Mike	.286	3	7	1	2	5	0	0	1	2	1	0	0	0	0	0	.286	.714	0
Herdon, Larry	.333	3	9	1	3	4	1	0	0	2	0	0	0	1	1	0	.400	.444	1
Lemon, Chet	.278	5	18	4	5	11	0	0	2	4	0	1	0	1	4	0	.300	.611	0
Madlock, Bill	.000	1	5	0	0	0	0	0	0	0	0	0	0	0	3	0	.000	.000	0
Morrison, Jim	.400	2	5	1	2	2	0	0	0	0	0	0	0	0	1	0	.400	.400	0
Nokes, Matt	.143	5	14	2	2	5	0	0	1	2	0	0	0	1	4	0	.200	.357	0
Sheridan, Pat	.300	5	10	2	3	7	1	0	1	2	0	0	2	2	1	0	.417	.700	0
Trammell, Alan	.200	5	20	3	4	5	1	0	0	2	0	0	0	1	2	0	.238	.250	1
Whitaker, Lou	.176	5	17	4	3	6	0	0	1	1	0	0	0	7	3	1	.417	.353	0
Totals	.240	5	167	23	40	65	4	0	7	21	2	2	3	18	35	5	.321	.389	5

Pitcher	W-L	ERA	G	GS	CG	SHO	SV	IP	H	AB	R	ER	HR	HB	BB	SO	WP	BK	AVG
Alexander, Doyle	0-2	10.00	2	2	0	0	0	9.0	14	39	10	10	2	1	1	5	0	0	.359
Henneman, Mike	1-0	10.80	3	0	0	0	0	5.0	6	21	6	6	1	0	6	3	0	0	.286
Hernandez, Willie	0-0	0.00	1	0	0	0	0	0.1	2	2	0	0	0	0	0	0	0	0	1.000
King, Eric	0-0	1.69	2	0	0	0	0	5.1	3	19	1	1	0	1	2	4	1	0	.158
Morris, Jack	0-1	6.75	1	1	1	0	0	8.0	6	30	6	6	1	0	3	7	0	0	.200
Petry, Dan	0-0	0.00	1	0	0	0	0	3.1	1	13	1	0	0	0	0	1	1	0	.077
Robinson, Jeff	0-0	0.00	1	0	0	0	0	0.1	1	2	0	0	0	0	0	0	0	0	.500
Tanana, Frank	0-1	5.06	1	1	0	0	0	5.1	6	20	4	3	2	3	4	1	1	0	.300
Terrell, Walt	0-0	9.00	1	1	0	0	0	6.0	7	24	6	6	2	0	4	4	0	0	.292
Thurmond, Mark	0-0	0.00	1	0	0	0	0	0.1	0	1	0	0	0	0	0	0	0	0	.000
Totals	1-4	6.70	5	5	1	0	0	43.0	46	171	34	32	8	5	20	25	3	0	.269



2006 ALDS

DETROIT (WILD CARD) 3 -- NEW YORK (EAST) 1

Game 1 • October 3, 2006

		R	H	E
DETROIT	0 0 0 0 3 0 1 0 0	4	12	1
NEW YORK	0 0 5 0 0 2 1 0 x	8	14	0

Pitchers: ROBERTSON, Grilli (6), Walker (7) vs. WANG, Myers (7), Proctor (7), Farnsworth (8), Rivera (9)
HR: Monroe (DET), Granderson (DET), Giambi (NYY), Jeter (NYY)
Attendance: 56,291

Game 2 • October 5, 2006

		R	H	E
DETROIT	0 1 0 0 1 1 1 0 0	4	8	0
NEW YORK	0 0 0 3 0 0 0 0 0	3	8	1

Pitchers: Verlander; WALKER (6), Zumaya (7), Jones (9) vs. MUSSINA, Proctor (8), Bruney (9)
HR: Gullien (DET), Damon (NYY)
Attendance: 56,252

Game 3 • October 6, 2006

		R	H	E
NEW YORK	0 0 0 0 0 0 0 0 0	0	5	0
DETROIT	0 3 0 0 0 2 1 0 x	6	10	0

Pitchers: JOHNSON, Bruney (6), Villone (8) vs. ROGERS, Zumaya (8), Jones (9)
HR: Granderson (DET)
Attendance: 43,440

Game 4 • October 7, 2006

		R	H	E
NEW YORK	0 0 0 0 0 0 1 0 2	3	6	2
DETROIT	0 3 1 0 3 1 0 0 x	8	13	0

Pitchers: WRIGHT, Lidle (3), Bruney (5), Proctor (5), Farnsworth (8) vs. BONDERMAN, Walker (9)
HR: Posada (NYY), Ordoñez (DET), Monroe (DET)
Attendance: 43,126

TIGERS STATISTICS FROM THE 2006 ALDS

Player	AVG	G	AB	R	H	TB	2B	3B	HR	RBI	SH	SF	HB	BB	SO	SB	CS	OBP	SLG	E
Casey, Sean	.353	4	17	1	6	9	3	0	0	4	0	0	0	0	0	0	0	.353	.529	0
Granderson, Curtis	.294	4	17	3	5	13	0	1	2	5	0	1	0	0	1	1	0	.278	.765	0
Guillen, Carlos	.571	4	14	3	8	14	3	0	1	2	0	0	0	2	1	0	0	.625	1.000	0
Inge, Brandon	.133	4	15	1	2	2	0	0	0	0	1	0	0	0	6	0	0	.133	.133	0
Monroe, Craig	.188	4	16	3	3	10	1	0	2	3	0	0	0	0	3	0	0	.188	.625	0
Ordoñez, Magglio	.267	4	15	3	4	8	1	0	1	2	0	0	0	1	2	0	1	.313	.533	0
Polanco, Placido	.412	4	17	3	7	8	1	0	0	2	0	0	0	1	1	0	1	.444	.471	0
Rodriguez, Ivan	.231	4	13	3	3	4	1	0	0	3	0	1	0	2	3	0	0	.313	.308	0
Thames, Marcus	.333	4	15	2	5	7	2	0	0	1	0	0	0	1	5	0	0	.375	.467	0
Totals	.309	4	139	22	43	75	12	1	6	22	1	2	0	7	22	1	2	.338	.540	0

Pitcher	W-L	ERA	G	GS	CG	SHO	SV	IP	H	AB	R	ER	HR	HB	BB	SO	WP	BK	AVG
Bonderman, Jeremy	1-0	2.16	1	1	0	0	0	8.1	5	30	2	2	0	0	1	4	0	0	.167
Grilli, Jason	0-0	0.00	1	0	0	0	0	0.1	0	1	0	0	0	0	0	0	0	0	.000
Jones, Todd	0-0	0.00	2	0	0	0	1	2.0	1	7	0	0	0	0	0	2	0	0	.143
Robertson, Nate	0-1	11.12	1	1	0	0	0	5.2	12	28	7	7	1	2	0	1	0	0	.429
Rogers, Kenny	1-0	0.00	1	1	0	0	0	7.2	5	27	0	0	0	1	2	8	0	0	.185
Verlander, Justin	0-0	5.06	1	1	0	0	0	5.1	7	22	3	3	1	0	4	5	0	0	.318
Walker, Jamie	1-0	4.91	3	0	0	0	0	3.2	3	13	2	2	2	0	1	1	0	0	.231
Zumaya, Joel	0-0	0.00	2	0	0	0	0	2.0	0	6	0	0	0	0	0	3	0	0	.000
Totals	3-1	3.60	4	4	0	1	1	35.0	33	134	14	14	4	3	8	24	0	0	.246

TIGERS ROOKIES PILING UP THE HITS

Tigers rookies combined for 521 hits during the 2010 season, marking the second-highest hit total by club rookies in Tigers history. The following is a list of the top rookie hit totals in club history:

Year	Hits
1929	590
2010	521
1954	477
1943	444
1961	442
1921	437
1922	437

Courtesy of STATS LLC



DETROIT (WILD CARD) 4 -- OAKLAND (WEST) 0

Game 1 • October 10, 2006

							R H E
DETROIT	0 0 2	3 0 0	0 0 0				5 11 1
OAKLAND	0 0 0	0 0 0	0 1 0				1 8 1

Pitchers: ROBERTSON, Rodney (6), Zumaya (8), Jones (9) vs. ZITO, Gaudin (4), Kennedy (6), Calero (7), Blanton (8)
HR: Inge (DET), Rodriguez (DET)
Attendance: 35,655

Game 2 • October 11, 2006

							R H E
DETROIT	0 1 0	4 0 2	0 0 1				8 11 0
OAKLAND	1 0 2	0 0 1	1 0 0				5 11 1

Pitchers: VERLANDER, Ledezma (6), Grilli (7), Rodney (8), Jones (9) vs. LOAIZA, Gaudin (7), Kennedy (7), Street (8)
HR: Gomez (DET), Granderson (DET), Bradley 2 (OAK), Chavez (OAK)
Attendance: 36,168

Game 3 • October 13, 2006

							R H E
OAKLAND	0 0 0	0 0 0	0 0 0				0 2 0
DETROIT	2 0 0	0 1 0	0 0 0				3 6 0

Pitchers: HARDEN, Gaudin (6), Kennedy (7), Calero (8) vs. ROGERS, Rodney (8), Jones (9)
HR: Monroe (DET)
Attendance: 41,669

Game 4 • October 14, 2006

							R H E
OAKLAND	2 0 0	1 0 0	0 0 0				3 8 1
DETROIT	0 0 0	0 2 1	0 0 3				6 11 0

Pitchers: Haren, Kennedy (6), Calero (7), STREET (7) vs. Bomderman, Walker 7), Grilli (8), LEDEZMA (9)
HR: Payton (OAK), Ordoñez 2 (DET)
Attendance: 42,967

TIGERS STATISTICS FROM THE 2006 ALCS

Player	AVG	G	AB	R	H	TB	2B	3B	HR	RBI	SH	SF	HB	BB	SO	SB	CS	OBP	SLG	E
Casey, Sean	.333	1	3	0	1	1	0	0	0	0	0	0	0	1	0	0	0	.500	.333	0
Gomez, Alexis	.444	3	9	1	4	7	0	0	1	4	0	0	0	0	2	0	0	.444	.778	0
Granderson, Curtis	.333	4	15	4	5	10	2	0	1	2	0	0	0	4	2	1	0	.474	.667	0
Guillen, Carlos	.188	4	16	1	3	4	1	0	0	0	0	0	0	1	4	0	0	.235	.250	1
Infante, Omar	.500	1	2	0	1	1	0	0	0	0	0	0	0	1	1	1	0	.667	.500	0
Inge, Brandon	.333	4	12	3	4	8	1	0	1	3	0	1	0	3	3	0	0	.438	.667	0
Monroe, Craig	.429	4	14	5	6	11	2	0	1	4	0	1	0	3	4	0	0	.500	.786	0
Ordoñez, Magglio	.235	4	17	3	4	10	0	0	2	6	0	0	0	2	2	0	0	.316	.588	0
Perez, Neifi	.000	1	4	0	0	0	0	0	0	0	1	0	0	0	1	0	0	.000	.000	0
Polanco, Placido	.529	4	17	2	9	10	1	0	0	2	0	0	0	2	1	0	0	.579	.588	0
Rodriguez, Ivan	.125	4	16	2	2	5	0	0	1	1	0	0	0	1	4	0	0	.176	.313	0
Santiago, Ramon	.000	3	7	0	0	0	0	0	0	0	0	0	0	1	0	0	0	.125	.000	0
Thames, Marcus	.000	2	5	1	0	0	0	0	0	0	0	0	0	0	1	0	0	.000	.000	0
Totals	.285	4	137	22	39	67	7	0	7	22	1	2	0	19	25	2	0	.367	.489	1

Pitcher	W-L	ERA	G	GS	CG	SHO	SV	IP	H	AB	R	ER	HR	HB	BB	SO	WP	BK	AVG
Bonderman, Jeremy	0-0	4.05	1	1	0	0	0	6.2	6	26	3	3	1	0	2	3	1	0	.231
Grilli, Jason	0-0	0.00	2	0	0	0	0	1.0	1	3	0	0	0	0	3	1	0	0	.333
Jones, Todd	0-0	0.00	3	0	0	0	2	3.0	3	12	0	0	0	0	1	2	0	0	.250
Ledezma, Wil	1-0	3.38	2	0	0	0	0	2.2	2	10	1	1	0	1	1	1	0	0	.200
Robertson, Nate	1-0	0.00	1	1	0	0	0	5.0	6	18	0	0	0	0	3	4	0	0	.333
Rodney, Fernando	0-0	0.00	3	0	0	0	0	3.2	1	11	0	0	0	0	1	4	0	0	.091
Rogers, Kenny	1-0	0.00	1	1	0	0	0	7.1	2	23	0	0	0	1	2	6	0	0	.087
Verlander, Justin	1-0	6.75	1	1	0	0	0	5.1	7	23	4	4	2	0	1	6	1	1	.304
Walker, Jamie	0-0	0.00	1	0	0	0	0	0.1	0	1	0	0	0	0	0	1	0	0	.000
Zumaya, Joel	0-0	9.00	1	0	0	0	0	1.0	1	4	1	1	0	0	0	0	0	0	.250
Totals	4-0	2.25	4	4	0	1	2	36.0	29	131	9	9	4	1	14	28	2	1	.221

TIGERS REACH THREE MILLION MARK IN 2013

The Tigers welcomed 3,083,397 fans to Comerica Park during the 2013 season, marking the second consecutive season and fourth time in club history the team surpassed the three million mark in attendance. The club surpassed the three million mark with 3,047,139 tickets sold during the 2007 season, established a single-season franchise record with 3,202,645 tickets sold during the 2008 season and sold 3,028,033 during the 2012 season.

Detroit sold out 34 of the club's home games at Comerica Park during the 2013 season, while the Tigers sold out 33 during the 2012 season and 27 of the club's home games at Comerica Park during the 2008 season.

Forty-one of Detroit's 81 home games at Comerica Park during the 2007 season were sellouts, including 14 straight home games June 29-August 4. The 14 straight sellouts established a Comerica Park record.



2006 WORLD SERIES

ST. LOUIS (NL) 4 -- DETROIT (AL) 1

Game 1 • October 21, 2006

	R	H	E
ST. LOUIS	0	13	003 000
DETROIT	1	00	000 001
	2	4	3

Pitchers: REYES, Looper (9) vs. VERLANDER, Grilli (6), Rodney (7), Ledezma (8), Jones (9), Walker (9)
HR: Monroe (DET), Rolen (STL), Pujols (STL)
Attendance: 42,479

Game 2 • October 22, 2006

	R	H	E
ST. LOUIS	0	00	000 001
DETROIT	2	00	010 00x
	3	10	1

Pitchers: WEAVER, Johnson (6), Kinney (6), Flores (7), Thompson (8), Wainwright (8) vs. ROGERS, Jones (9)
HR: Monroe (DET)
Attendance: 42,533

Game 3 • October 24, 2006

	R	H	E
DETROIT	0	00	000 000
ST. LOUIS	0	00	200 21x
	0	3	1
	5	7	0

Pitchers: ROBERTSON, Ledezma (6), Zumaya (6), Grilli (7), Rodney (8), Miner (8) vs. CARPENTER, Looper (9)
Attendance: 46,513

Game 4 • October 26, 2006

	R	H	E
DETROIT	0	12	000 010
ST. LOUIS	0	01	100 21x
	4	10	1
	5	9	0

Pitchers: Bonderman, Rodney (6), ZUMAYA (8) vs. Suppan, Kinney (7), Johnson (7), Looper (8), WAINWRIGHT (8)
HR: Casey (DET)
Attendance: 46,470

Game 5 • October 27, 2006

	R	H	E
DETROIT	0	00	200 000
ST. LOUIS	0	10	200 10x
	2	5	2
	4	8	1

Pitchers: VERLANDER, Rodney (7), Zumaya (8) vs. WEAVER, Wainwright (9)
HR: Casey (DET)
Attendance: 46,638

TIGERS STATISTICS FROM THE 2006 WORLD SERIES

Player	AVG	G	AB	R	H	TB	2B	3B	HR	RBI	SH	SF	HB	BB	SO	SB	CS	OBP	SLG	E
Bondeman, Jeremy	.000	1	2	0	0	0	0	0	0	0	1	0	0	0	1	0	0	.000	.000	0
Casey, Sean	.529	5	17	2	9	17	2	0	2	5	0	0	1	0	2	0	0	.556	1.000	0
Gomez, Alexis	.000	3	3	0	0	0	0	0	0	0	0	0	0	0	1	0	0	.000	.000	0
Granderson, Curtis	.095	5	21	1	2	3	1	0	0	0	0	0	0	1	7	0	0	.136	.143	0
Guillen, Carlos	.353	5	17	2	6	9	1	1	0	2	0	0	0	3	4	1	0	.450	.529	0
Infante, Omar	.000	1	1	0	0	0	0	0	0	0	0	0	0	0	0	0	0	.000	.000	0
Inge, Brandon	.353	5	17	0	6	8	2	0	0	1	0	0	0	1	6	0	0	.389	.471	3
Monroe, Craig	.150	5	20	3	3	10	1	0	2	2	0	0	0	1	5	0	0	.190	.500	0
Ordoñez, Magglio	.105	5	19	2	2	2	0	0	0	0	0	0	0	1	4	0	0	.150	.105	0
Perez, Neifi	.000	2	0	0	0	0	0	0	0	0	0	0	0	0	0	0	0	.000	.000	0
Polanco, Placido	.000	5	17	0	0	0	0	0	0	0	0	0	1	1	1	0	0	.105	.000	0
Robertson, Nate	.000	1	0	0	0	0	0	0	0	0	1	0	0	0	0	0	0	.000	.000	0
Rodriguez, Ivan	.158	5	19	1	3	4	1	0	0	1	0	0	0	0	3	0	0	.158	.211	0
Santiago, Ramon	.200	3	5	0	1	1	0	0	0	0	1	0	0	0	2	0	0	.200	.200	0
Thames, Marcus	.000	2	1	0	0	0	0	0	0	0	0	0	0	0	0	0	0	.000	.000	0
Verlander, Justin	.000	2	2	0	0	0	0	0	0	0	0	0	0	0	1	0	0	.000	.000	2
Totals	.199	5	161	11	32	54	8	1	4	11	3	0	2	8	37	1	0	.246	.335	5

Pitcher	W-L	ERA	G	GS	CG	SHO	SV	IP	H	AB	R	ER	HR	HB	BB	SO	WP	BK	AVG
Bondeman, Jeremy	0-0	3.38	1	1	0	0	0	5.1	6	20	2	2	0	0	4	4	0	0	.300
Grilli, Jason	0-0	0.00	2	0	0	0	0	1.2	0	6	0	0	0	0	1	0	0	0	.000
Jones, Todd	0-0	0.00	2	0	0	0	1	1.2	3	9	1	0	0	1	0	0	0	0	.333
Ledezma, Wil	0-0	0.00	2	0	0	0	0	1.1	2	6	0	0	0	0	0	1	0	0	.333
Miner, Zach	0-0	0.00	1	0	0	0	0	0.2	0	1	0	0	0	1	0	0	1	0	.000
Robertson, Nate	0-1	3.60	1	1	0	0	0	5.0	5	20	2	2	0	0	3	3	0	0	.250
Rodney, Fernando	0-0	4.50	4	0	0	0	0	4.0	5	15	4	2	0	0	4	5	0	0	.333
Rogers, Kenny	1-0	0.00	1	1	0	0	0	8.0	2	25	0	0	0	0	3	5	0	0	.080
Verlander, Justin	0-2	5.73	2	2	0	0	0	11.0	12	44	10	7	2	0	5	12	2	0	.273
Walker, Jamie	0-0	0.00	1	0	0	0	0	0.1	0	1	0	0	0	0	0	1	1	0	.000
Zumaya, Joel	0-1	3.00	3	0	0	0	0	3.0	1	11	3	1	0	0	3	3	1	0	.091
Totals	1-4	3.00	5	5	0	0	1	42.0	36	158	22	14	2	2	23	34	5	0	.228



DETROIT [CENTRAL] 3 -- NEW YORK [EAST] 2

Game 1 • September 30, 2011

		R	H	E
DETROIT	1 0 0 0 0 0 0 2	3	7	0
NEW YORK	1 0 0 0 1 6 0 1 x	9	11	0

Pitchers: Verlander, FISTER (2), Albuquerque (6), Perry (7), Schlereth (8) vs. Sabathia, NOVA (3), Ayala (9), Rivera (9)
HR: Young (DET), Cano (NYY)
Attendance: 50,940

Game 2 • October 2, 2011

		R	H	E
DETROIT	2 0 0 0 0 2 0 0 1	5	9	0
NEW YORK	0 0 0 0 0 0 0 1 2	3	5	1

Pitchers: SCHERZER, Benoit (7), Valverde (9) vs. GARCIA, Logan (6), Wade (7), Ayala (9)
HR: Cabrera (DET), Granderson (NYY), Swisher (NYY)
Attendance: 50,596

Game 3 • October 3, 2011

		R	H	E
NEW YORK	2 0 0 0 0 0 2 0 0	4	6	0
DETROIT	0 0 2 0 1 1 1 0 x	5	8	0

Pitchers: Sabathia, SORIANO (6), Robertson (8) vs. VERLANDER, Valverde (9)
HR: Young (DET)
Attendance: 43,581

Game 4 • October 4, 2011

		R	H	E
NEW YORK	0 0 2 0 2 0 0 6 0	10	13	0
DETROIT	0 0 0 1 0 0 0 0 0	1	4	0

Pitchers: BURNETT, Soriano (6), Hughes (8), Logan (9) vs. PORCELLO, Coke (7), Albuquerque (8), Schlereth (8), Perry (8)
HR: Martinez (DET)
Attendance: 43,527

Game 5 • October 6, 2011

		R	H	E
DETROIT	2 0 0 0 1 0 0 0 0 0	3	8	0
NEW YORK	0 0 0 0 1 0 1 0 0	2	10	0

Pitchers: FISTER, Scherzer (6), Benoit (7), Valverde (9) vs. NOVA, Hughes (3), Logan (4), Sabathia (5), Soriano (6), Robertson (8), Rivera (9)
HR: Kelly (DET), Young (DET), Cano (NYY)
Attendance: 50,960

TIGERS STATISTICS FROM THE 2011 ALDS

Player	AVG	G	AB	R	H	TB	2B	3B	HR	RBI	SH	SF	HB	BB	SO	SB	CS	OBP	SLG	E
Avila, Alex	.063	5	16	0	1	1	0	0	0	1	1	0	0	2	7	0	0	.167	.063	0
Betemit, Wilson	.000	3	8	0	0	0	0	0	0	0	0	0	0	0	4	0	0	.000	.000	0
Cabrera, Miguel	.200	5	15	2	3	6	0	0	1	3	0	0	0	5	1	0	.400	.400	4	0
Inge, Brandon	.429	4	7	3	3	4	1	0	0	0	0	0	1	0	0	0	.500	.571	0	0
Jackson, Austin	.125	5	16	3	2	3	1	0	0	0	1	0	0	4	8	1	0	.300	.188	0
Kelly, Don	.364	4	11	3	4	7	0	0	1	2	0	0	0	0	4	0	0	.364	.636	0
Martinez, Victor	.222	5	18	1	4	7	0	0	1	3	0	0	0	2	5	0	0	.300	.389	0
Ordoñez, Magglio	.455	4	11	5	6	1	0	0	0	0	0	0	1	2	0	0	.500	.545	0	
Peralta, Jhonny	.222	5	18	0	4	6	2	0	0	1	0	0	1	1	4	0	0	.300	.333	0
Raburn, Ryan	.400	3	5	0	2	2	0	0	0	1	0	0	0	0	3	0	0	.400	.400	0
Santiago, Ramon	.143	4	14	0	2	3	1	0	0	2	2	0	0	0	3	0	0	.143	.214	0
Santos, Omir	.000	1	0	0	0	0	0	0	0	0	0	0	0	0	0	0	0	.000	.000	0
Young, Delmon	.316	5	19	4	6	15	0	0	3	3	0	0	0	2	2	0	0	.381	.789	0
Totals	.228	5	158	17	36	60	6	0	6	16	4	0	2	17	47	2	0	.311	.380	0

Pitcher	W-L	ERA	G	GS	CG	SHO	SV	IP	H	AB	R	ER	HR	HB	BB	SO	WP	BK	AVG
Albuquerque, Al	0-0	81.00	2	0	0	0	0	0.1	2	3	3	3	1	0	1	0	0	1	.667
Benoit, Joaquin	0-0	2.45	2	0	0	0	0	3.2	4	15	1	1	1	1	0	1	6	0	.267
Coke, Phil	0-0	27.00	1	0	0	0	0	1.0	3	6	3	3	0	0	1	1	0	0	.500
Fister, Doug	1-1	6.52	2	1	0	0	0	9.2	12	41	7	7	1	0	4	10	0	1	.293
Perry, Ryan	0-0	0.00	2	0	0	0	0	2.1	3	9	0	0	0	0	0	2	0	0	.333
Porcello, Rick	0-1	6.00	1	1	0	0	0	6.0	5	22	4	4	0	2	1	5	0	0	.227
Scherzer, Max	1-0	1.23	2	1	0	0	0	7.1	4	26	1	1	0	1	4	7	0	0	.154
Schlereth, Daniel	0-0	10.80	2	0	0	0	0	1.2	4	9	2	2	0	0	0	4	1	0	.444
Valverde, Jose	0-0	6.00	3	0	0	0	2	3.0	2	10	2	2	1	0	4	3	0	0	.200
Verlander, Justin	1-0	5.00	2	2	0	0	0	9.0	6	32	5	5	0	1	5	12	1	0	.188
Totals	3-2	5.73	5	5	0	0	2	44.0	45	173	28	28	4	4	21	50	2	2	.260



2011 ALCS

TEXAS (WEST) 4 -- DETROIT (CENTRAL) 2

Game 1 • October 8, 2011

	R	H	E
DETROIT	0	0	0
TEXAS	2	7	1
	3	6	0

Pitchers: VERLANDER, Porcello (5), Coke (7), Perry (7) vs. Wilson, Gonzalez (5), OGANDO (6), Oliver (8), Adams (8), Feliz (9)
HR: Cruz (TEX)
Attendance: 50,114

Game 2 • October 10, 2011

	R	H	E
DETROIT	0	0	3
TEXAS	2	0	0
	3	8	0
	7	11	1

Pitchers: Scherzer, Coke (7), Benoit (7), Valverde (9), PERRY (11) vs. Holland, Feldman (3), Ogando (8), Gonzalez (9), Feliz (9), ADAMS (11)
HR: Raburn (DET), Cruz 2 (TEX)
Attendance: 51,227

Game 3 • October 11, 2011

	R	H	E
TEXAS	1	0	0
DETROIT	0	0	0
	2	8	0
	5	11	0

Pitchers: LEWIS, Uehara (6), Oliver (7), Tateyama (8) vs. FISTER, Benoit (8), Valverde (9)
HR: Cabrera (DET), Martinez (DET), Peralta (DET)
Attendance: 41,905

Game 4 • October 12, 2011

	R	H	E
TEXAS	0	0	0
DETROIT	0	0	0
	7	11	0
	3	5	1

Pitchers: Harrison, Ogando (6), Adams (8), Oliver (9), FELDMAN (10), Feliz (11) vs. Porcello, Alburquerque (7), Benoit (8), VALVERDE (10), Coke (11)
HR: Cruz (TEX), Inge (DET)
Attendance: 42,234

Game 5 • October 13, 2011

	R	H	E
DETROIT	1	0	0
TEXAS	0	0	0
	5	10	1
	7	10	1

Pitchers: WILSON, Uehara (7), Gonzalez (7), Adams (8) vs. VERLANDER, Coke (8)
HR: Cruz (TEX), Raburn (DET), Young 2 (DET), Avila (DET)
Attendance: 41,908

Game 6 • October 15, 2011

	R	H	E
DETROIT	1	1	0
TEXAS	0	0	0
	5	10	2
	15	17	0

Pitchers: SCHERZER, Schlereth (3), Porcello (3), Perry (3), Penny (6), Alburquerque (7) vs. Holland, Feldman (5), OGANDO (6), Adams (8), Feliz (9)
HR: Jackson (DET), Cabrera 2 (DET), Peralta (DET) Young (TEX), Cruz (TEX)
Attendance: 51,508

TIGERS STATISTICS FROM THE 2011 ALCS

Player	AVG	G	AB	R	H	TB	2B	3B	HR	RBI	SH	SF	HB	BB	SO	SB	CS	OBP	SLG	E
Avila, Alex	.080	6	25	1	2	5	0	0	1	1	0	0	0	0	9	0	0	.080	.200	0
Betemit, Wilson	.000	1	1	0	0	0	0	0	0	0	0	0	0	1	0	0	0	.000	.000	0
Cabrera, Miguel	.400	6	20	5	8	21	4	0	3	7	0	0	0	7	6	1	0	.556	1.050	0
Dirks, Andy	.200	2	5	1	1	1	0	0	0	0	0	0	0	1	1	0	0	.200	.200	0
Inge, Brandon	.267	6	15	3	4	7	0	0	1	1	1	0	0	3	3	0	0	.389	.467	0
Jackson, Austin	.240	6	25	3	6	10	1	0	1	4	0	0	1	3	11	0	1	.345	.400	1
Kelly, Don	.222	5	9	0	2	3	1	0	0	0	0	0	0	0	0	0	0	.222	.333	0
Martinez, Victor	.273	6	22	3	6	11	0	1	1	2	0	0	1	3	1	0	0	.385	.500	0
Ordoñez, Magglio	.000	1	2	0	0	0	0	0	0	0	0	0	0	1	1	0	0	.333	.000	0
Peralta, Jhonny	.217	6	23	2	5	12	1	0	2	2	1	0	0	1	4	0	0	.250	.522	0
Raburn, Ryan	.261	6	23	4	6	13	1	0	2	4	0	0	0	4	4	0	0	.370	.565	1
Santiago, Ramon	.375	6	24	1	9	10	1	0	0	0	0	0	0	4	0	0	0	.375	.417	1
Worth, Danny	.000	1	0	0	0	0	0	0	0	0	0	0	0	0	0	0	0	.000	.000	0
Young, Delmon	.133	4	15	2	2	8	0	0	2	3	0	0	0	0	5	0	0	.133	.533	1
Totals	.244	6	209	25	51	101	9	1	13	24	2	0	2	22	50	2	1	.322	.483	5

Pitcher	W-L	ERA	G	GS	CG	SHO	SV	IP	H	AB	R	ER	HR	HB	BB	SO	WP	BK	AVG
Alburquerque, Al	0-0	0.00	2	0	0	0	0	1.2	0	5	0	0	0	0	2	2	1	0	.000
Benoit, Joaquin	0-0	0.00	3	0	0	0	0	4.0	0	10	0	0	0	0	2	3	0	0	.000
Coke, Phil	0-0	2.70	4	0	0	0	1	3.1	3	13	1	1	0	0	1	2	0	0	.231
Fister, Doug	1-0	2.45	1	1	0	0	0	7.1	7	25	2	2	0	1	0	3	0	0	.280
Penny, Brad	0-0	27.00	1	0	0	0	0	1.2	7	12	5	2	0	2	1	1	0	0	.583
Perry, Ryan	0-1	9.00	3	0	0	0	0	4.0	6	17	5	4	1	0	0	1	0	0	.353
Porcello, Rick	0-0	4.00	3	1	0	0	0	9.0	10	37	5	4	0	0	1	7	0	0	.270
Scherzer, Max	0-1	9.72	2	2	0	0	0	8.1	11	36	9	9	1	0	5	7	0	0	.306
Schlereth, Daniel	0-0	---	1	0	0	0	0	0.0	1	1	1	1	0	0	0	0	0	0	1.000
Valverde, Jose	0-1	8.31	3	0	0	0	1	4.1	5	17	4	4	1	1	2	3	0	0	.294
Verlander, Justin	1-1	5.56	2	2	0	0	0	11.1	13	47	7	7	2	0	5	13	1	0	.277
Totals	2-4	6.05	6	6	0	0	2	55.0	63	220	39	37	7	2	20	42	3	0	.286



DETROIT (CENTRAL) 3 -- OAKLAND (WEST) 2

Game 1 • October 6, 2012

		R H E
OAKLAND	1 0 0 0 0 0 0	1 4 1
DETROIT	1 0 1 0 1 0 0 x	3 7 0

Pitchers: PARKER, Neshek (7), Blevins (8) vs. VERLANDER, Benoit (8), Valverde (9)
HR: Crisp (OAK), Avila (DET)
Attendance: 43,323

Game 2 • October 7, 2012

		R H E
OAKLAND	0 0 1 0 0 0 1 2 0	4 9 1
DETROIT	0 0 1 0 0 0 2 1 1	5 11 0

Pitchers: Milone, Doolittle (7), Cook (8), BALFOUR (9) vs. Fister, Benoit (8), Coke (9), ALBUQUERQUE (9)
HR: Reddick (OAK)
Attendance: 40,684

Game 3 • October 9, 2012

		R H E
DETROIT	0 0 0 0 0 0 0 0	0 4 0
OAKLAND	1 0 0 0 1 0 0 0 x	2 5 0

Pitchers: SANCHEZ, Dotel (7), Coke (8), Porcello (8) vs. ANDERSON, Cook (7), Doolittle (8), Balfour (9)
HR: Smith (OAK)
Attendance: 37,090

Game 4 • October 10, 2012

		R H E
DETROIT	0 0 1 1 0 0 0 1 0	3 10 1
OAKLAND	0 0 0 0 0 1 0 0 3	4 8 0

Pitchers: Scherzer, Dotel (6), Coke (6), Albuquerque (7), Benoit (8), VALVERDE (9) vs. Griffin, Blevins (6), Doolittle (8), COOK (8)
HR: Fielder (DET)
Attendance: 36,385

Game 5 • October 11, 2012

		R H E
DETROIT	0 0 2 0 0 0 4 0 0	6 9 0
OAKLAND	0 0 0 0 0 0 0 0 0	0 4 1

Pitchers: VERLANDER vs. PARKER, Cook (7), Blevins (7), Scribner (8)
Attendance: 36,393

TIGERS STATISTICS FROM THE 2012 ALDS

Player	AVG	G	AB	R	H	TB	2B	3B	HR	RBI	SH	SF	HB	SO	SB	CS	OBP	SLG	E	
Avila, Alex	.250	4	12	2	3	7	1	0	1	1	0	0	0	6	0	0	.250	.583	0	
Berry, Quintin	.300	4	10	1	3	4	1	0	0	0	1	0	0	1	3	1	0	.364	.400	0
Cabrera, Miguel	.250	5	20	1	5	7	2	0	0	1	0	0	1	1	1	0	0	.318	.350	0
Dirks, Andy	.294	5	17	0	5	6	1	0	0	0	1	0	0	0	3	1	0	.294	.353	0
Fielder, Prince	.190	5	21	1	4	7	0	0	1	2	0	0	0	1	2	0	0	.227	.333	1
Garcia, Avisail	.143	5	7	0	1	1	0	0	0	1	0	0	0	1	2	0	0	.250	.143	0
Infante, Omar	.353	5	17	6	6	7	1	0	0	0	1	0	0	1	6	1	0	.389	.412	0
Jackson, Austin	.250	5	20	4	5	7	2	0	0	3	1	0	0	1	7	0	0	.286	.350	0
Kelly, Don	.000	1	0	1	0	0	0	0	0	1	0	1	0	0	0	0	0	.000	.000	0
Laird, Gerald	.000	2	5	0	0	0	0	0	0	0	0	0	1	0	3	0	0	.167	.000	0
Peralta, Jhonny	.294	5	17	1	5	5	0	0	0	0	0	0	0	1	3	1	0	.333	.294	0
Worth, Danny	.000	1	0	0	0	0	0	0	0	0	0	0	0	0	0	0	0	.000	.000	0
Young, Delmon	.235	5	17	0	4	4	0	0	0	2	0	0	1	0	3	0	1	.278	.235	0
Totals	.252	5	163	17	41	55	8	0	2	11	4	1	3	7	39	4	1	.293	.337	1

Pitcher	W-L	ERA	G	GS	CG	SHO	SV	IP	H	AB	R	ER	HR	HB	BB	SO	WP	BK	AVG
Albuquerque, Al	1-0	0.00	2	0	0	0	0	1.1	0	4	0	0	0	0	0	1	0	0	.000
Benoit, Joaquin	0-0	6.00	3	0	0	0	0	3.0	4	13	2	2	1	0	1	2	1	0	.308
Coke, Phil	0-0	0.00	3	0	0	0	0	1.2	1	6	0	0	0	0	2	1	0	0	.167
Dotel, Octavio	0-0	0.00	2	0	0	0	0	1.0	0	3	0	0	0	0	1	2	0	0	.000
Fister, Doug	0-0	2.57	1	1	0	0	0	7.0	6	24	2	2	2	2	2	8	0	0	.250
Porcello, Rick	0-0	0.00	1	0	0	0	0	0.1	0	1	0	0	0	0	0	0	0	0	.000
Sanchez, Anibal	0-1	2.84	1	1	0	0	0	6.1	5	22	2	2	1	0	2	3	0	0	.227
Scherzer, Max	0-0	0.00	1	1	0	0	0	5.1	3	19	1	0	0	0	1	8	1	0	.158
Valverde, Jose	0-1	16.20	2	0	0	0	1	1.2	4	9	3	3	0	0	0	3	0	0	.444
Verlander, Justin	2-0	0.56	2	2	1	1	0	16.0	7	54	1	1	1	0	5	22	0	0	.130
Totals	3-2	2.06	5	5	1	1	1	43.2	30	155	11	10	3	2	14	50	2	0	.194



2012 ALCS

DETROIT (CENTRAL) 4 -- NEW YORK (EAST) 0

Game 1 • October 13, 2012

	R	H	E
DETROIT	0	0	0
NEW YORK	0	0	0

Pitchers: Fister, Coke (7), Benoit (8) Valverde (9), Dotel (9), SMYLY (11) vs. Pettitte, Lowe (7), Logan (8), Eppley (9), Rapada (9), Soriano (10), Robertson (11), PHELPS (12)

HR: Young (DET), Suzuki (NYY), Ibanez (NYY)
Attendance: 47,122

Game 2 • October 14, 2012

	R	H	E
DETROIT	0	0	0
NEW YORK	0	0	0

Pitchers: SANCHEZ, Coke (8) vs. KURODA, Logan (8), Chamberlain (8), Rapada (8), Eppley (8)
Attendance: 47,082

Game 3 • October 16, 2012

	R	H	E
NEW YORK	0	0	0
DETROIT	0	0	0

Pitchers: HUGHES, Phelps (4), Rapada (5), Eppley (5), Logan (6) Chamberlain (8) vs. VERLANDER, Coke (9)

HR: Nunez (NYY), Young (DET)
Attendance: 42,490

Game 4 • October 18, 2012

	R	H	E
NEW YORK	0	0	0
DETROIT	1	1	1

Pitchers: SABATHIA, Eppley (4), Rapada (5), Chamberlain (6), Lowe (7), Robertson (8) vs. SCHERZER, Smyly (6), Dotel (7), Coke (8)

HR: Jackson (DET), Cabrera (DET), Peralta 2 (DET)
Attendance: 42,477

TIGERS STATISTICS FROM THE 2012 ALCS

Player	AVG	G	AB	R	H	TB	2B	3B	HR	RBI	SH	SF	HB	BB	SO	SB	CS	OBP	SLG	E
Avila, Alex	.200	3	10	0	2	2	0	0	0	0	0	0	0	0	4	0	0	.200	.200	0
Berry, Quintin	.250	3	8	2	2	3	1	0	0	0	0	0	0	0	1	1	0	.250	.375	0
Cabrera, Miguel	.313	4	16	3	5	9	1	0	1	4	0	0	3	2	0	0	0	.421	.563	0
Dirks, Andy	.222	4	18	0	4	5	1	0	0	1	0	0	0	1	2	0	0	.263	.278	0
Fielder, Prince	.235	4	17	1	4	4	0	0	0	1	0	0	2	5	0	0	0	.316	.235	1
Garcia, Avisail	.455	4	11	0	5	6	1	0	0	3	0	0	0	1	1	0	0	.455	.545	0
Infante, Omar	.222	4	18	3	4	4	0	0	0	0	0	0	0	1	3	1	0	.263	.222	1
Jackson, Austin	.353	4	17	3	6	12	1	1	1	1	0	0	2	3	0	0	0	.421	.706	0
Kelly, Don	.000	1	0	1	0	0	0	0	0	0	0	0	0	0	0	0	0	.000	.000	0
Laird, Gerald	.125	2	8	0	1	1	0	0	0	0	0	0	0	0	1	0	0	.125	.125	0
Peralta, Jhonny	.389	4	18	3	7	14	1	0	2	3	0	0	1	3	0	0	0	.421	.778	0
Young, Delmon	.353	4	17	3	6	13	1	0	2	6	0	0	0	2	5	0	0	.421	.765	0
Totals	.291	4	158	19	46	73	7	1	6	19	0	0	0	12	30	3	0	.341	.462	3

Pitcher	W-L	ERA	G	GS	CG	SHO	SV	IP	H	AB	R	ER	HR	HB	BB	SO	WP	BK	AVG
Benoit, Joaquin	0-0	0.00	1	0	0	0	0	0.2	1	3	0	0	0	0	0	0	0	0	.333
Coke, Phil	0-0	0.00	4	0	0	0	2	5.2	3	20	0	0	0	0	0	4	0	0	.150
Dotel, Octavio	0-0	0.00	2	0	0	0	0	2.1	0	7	0	0	0	0	2	3	0	0	.000
Fister, Doug	0-0	0.00	1	1	0	0	0	6.1	6	25	0	0	0	0	4	5	0	0	.240
Sanchez, Anibal	1-0	0.00	1	1	0	0	0	7.0	3	24	0	0	0	0	3	7	0	0	.125
Scherzer, Max	1-0	1.59	1	1	0	0	0	5.2	2	20	1	1	0	0	2	10	0	0	.100
Smyly, Drew	1-0	0.00	2	0	0	0	0	2.1	1	8	0	0	0	0	0	2	0	0	.125
Valverde, Jose	0-0	54.00	1	0	0	0	0	0.2	3	5	4	4	2	0	1	2	0	0	.600
Verlander, Justin	1-0	1.08	1	1	0	0	0	8.1	3	28	1	1	1	0	0	3	0	0	.107
Totals	4-0	1.38	4	4	0	1	2	39.0	22	140	6	6	3	0	12	36	0	0	.157

ROOKIE WINNING WAYS

Zach Miner, Justin Verlander and Joel Zumaya combined to win 30 games as rookies during the 2006 season, marking the fourth-highest win total by club rookies in Tigers history. The following is a list of the top rookie win totals in club history.

Year	Wins
1901	43
1922	37
1942	31
2006	30
1913	29
1937	29

2012 WORLD SERIES



SAN FRANCISCO (NL) 4 -- DETROIT (AL) 0

Game 1 • October 24, 2012

	R	H	E
DETROIT	0	0	0
SAN FRANCISCO	1	0	3

Pitchers: VERLANDER, Albuquerque (5), Valverde (7), Benoit (7), Porcello (8) vs. ZITO, Lincecum (6), Mijares (9), Kontos (9), Affeldt (9)

HR: Peralta (DET), Sandoval 3 (SF)
Attendance: 42,855

Game 2 • October 25, 2012

	R	H	E
DETROIT	0	0	0
SAN FRANCISCO	0	0	1

Pitchers: FISTER, Smyly (7), Dotel (8), Coke (8) vs. BUMGARNER, Casilla (8), Romo (9)
Attendance: 42,982

Game 3 • October 27, 2012

	R	H	E
SAN FRANCISCO	0	2	0
DETROIT	0	0	0

Pitchers: VOGELSONG, Lincecum (6), Romo (9) vs. SANCHEZ, Benoit (8), Coke (9)
Attendance: 42,262

Game 4 • October 28, 2012

	R	H	E
SAN FRANCISCO	0	1	0
DETROIT	0	2	0

Pitchers: Cain, Affeldt (8), CASILLA (9), Romo (10) vs. Scherzer, Smyly (7), Dotel (7), Coke (9)
HR: Posey (SF), Cabrera (DET), Young (DET)
Attendance: 42,152

TIGERS STATISTICS FROM THE 2012 WORLD SERIES

Player	AVG	G	AB	R	H	TB	2B	3B	HR	RBI	SH	SF	HB	BB	SO	SB	CS	OBP	SLG	E
Avila, Alex	.143	2	7	0	1	1	0	0	0	0	0	0	0	1	2	0	0	.250	.143	0
Berry, Quintin	.000	4	8	0	0	0	0	0	0	0	0	0	0	1	2	0	0	.111	.000	0
Cabrera, Miguel	.231	4	13	1	3	6	0	0	1	3	0	0	0	3	4	0	0	.375	.462	0
Dirks, Andy	.111	4	9	0	1	1	0	0	0	0	0	0	0	1	2	0	0	.200	.111	0
Fielder, Prince	.071	4	14	0	1	1	0	0	0	0	0	0	1	0	4	0	0	.133	.071	0
Fister, Doug	.000	1	2	0	0	0	0	0	0	0	0	0	0	0	1	0	0	.000	.000	0
Garcia, Avisail	.000	3	5	0	0	0	0	0	0	0	0	0	0	1	2	0	0	.167	.000	0
Infante, Omar	.333	4	15	0	5	5	0	0	0	0	0	0	1	0	4	0	1	.375	.333	0
Jackson, Austin	.231	4	13	2	3	4	1	0	0	0	0	0	0	4	6	0	0	.412	.308	1
Kelly, Don	.000	2	1	0	0	0	0	0	0	0	0	0	0	0	1	0	0	.000	.000	0
Laird, Gerald	.000	2	7	0	0	0	0	0	0	0	0	0	0	0	1	0	0	.000	.000	0
Peralta, Jhonny	.067	4	15	1	1	4	0	0	1	2	0	0	0	0	3	0	0	.067	.267	0
Santiago, Ramon	.000	1	1	0	0	0	0	0	0	0	0	0	0	0	0	0	0	.000	.000	0
Verlander, Justin	.000	1	1	0	0	0	0	0	0	0	0	0	0	0	0	0	0	.000	.000	0
Worth, Danny	.000	2	1	0	0	0	0	0	0	0	0	0	0	0	1	0	0	.000	.000	0
Young, Delmon	.357	4	14	2	5	9	1	0	1	1	0	0	0	1	3	0	0	.400	.643	0
Totals	.159	4	126	6	20	31	2	0	3	6	0	0	2	12	36	0	1	.243	.246	1

Pitcher	W-L	ERA	G	GS	CG	SHO	SV	IP	H	AB	R	ER	HR	HB	BB	SO	WP	BK	AVG
Albuquerque, Al	0-0	4.50	1	0	0	0	0	2.0	1	7	1	1	1	0	0	2	0	0	.143
Benoit, Joaquin	0-0	0.00	2	0	0	0	0	1.2	1	6	0	0	0	0	0	3	1	0	.167
Coke, Phil	0-1	2.70	3	0	0	0	0	3.1	2	11	1	1	0	0	0	8	0	0	.182
Dotel, Octavio	0-0	0.00	2	0	0	0	0	1.2	0	3	0	0	0	0	2	1	0	0	.000
Fister, Doug	0-1	1.50	1	1	0	0	0	6.0	4	22	1	1	0	0	1	3	0	0	.182
Porcello, Rick	0-0	0.00	1	0	0	0	0	1.0	0	3	0	0	0	0	0	1	0	0	.000
Sanchez, Anibal	0-1	2.57	1	1	0	0	0	7.0	6	27	2	2	0	0	1	8	1	0	.222
Scherzer, Max	0-0	4.26	1	1	0	0	0	6.1	7	25	3	3	1	0	1	8	0	0	.280
Smyly, Drew	0-0	5.40	2	0	0	0	0	1.2	1	5	1	1	0	0	3	2	0	0	.200
Valverde, Jose	0-0	54.00	1	0	0	0	0	0.1	4	5	2	2	0	0	0	1	0	0	.800
Verlander, Justin	0-1	11.25	1	1	0	0	0	4.0	6	18	5	5	2	0	1	4	0	0	.333
Totals	0-4	4.11	4	4	0	0	0	35.0	32	132	16	16	4	0	9	41	2	0	.242

40-YEAR-OLD TIGERS TO HIT A HOME RUN

Three Tigers players have connected for a home run at the age of 40-or-older, for a total of 56 home runs. Darrell Evans leads the way with 49 home runs for the Tigers at the age of 40-or-older. The following is a list of players to hit a home run with the Tigers at the age of 40-or-older:

Player	Home Runs
Darrell Evans	49
Doc Cramer	6
Bobby Lowe	1

Courtesy of David Vincent



2013 ALDS

DETROIT [CENTRAL] 3 -- OAKLAND [WEST] 2

Game 1 • October 4, 2013

		R	H	E
DETROIT	3 0 0 0 0 0 0	3	10	0
OAKLAND	0 0 0 0 0 2 0 0	2	3	0

Pitchers: SCHERZER, Smyly (8), Benoit (8) vs. COLON, Otero (7), Doolittle (8)
HR: Cespedes (OAK)
Attendance: 48,401

Game 2 • October 5, 2013

		R	H	E
DETROIT	0 0 0 0 0 0 0	0	4	0
OAKLAND	0 0 0 0 0 0 1	1	8	0

Pitchers: Verlander, Smyly (8), ALBURQUERQUE (8), Porcello (9) vs. Gray, BALFOUR (9)
Attendance: 48,292

Game 3 • October 7, 2013

		R	H	E
OAKLAND	0 0 1 2 3 0 0 0	6	10	0
DETROIT	0 0 0 3 0 0 0 0	3	7	1

Pitchers: PARKER, Otero (6), Doolittle (8), Balfour (9) vs. SANCHEZ, Alvarez (5), Veras (8)
HR: Moss (OAK), Smith (OAK), Reddick (OAK)
Attendance: 43,973

Game 4 • October 8, 2013

		R	H	E
OAKLAND	1 0 0 2 0 1 0 2	6	12	0
DETROIT	0 0 0 0 3 0 2 3 x	8	9	0

Pitchers: Straily, DOOLITTLE (7), Otero (7), Cook (8), Anderson (8) vs. Fister, SCHERZER (7), Benoit (9)
HR: Lowrie (OAK), Martinez (DET), Peralta (DET)
Attendance: 43,958

Game 5 • October 10, 2013

		R	H	E
DETROIT	0 0 0 2 0 1 0 0 0	3	8	0
OAKLAND	0 0 0 0 0 0 0 0 0	0	3	0

Pitchers: VERLANDER, Benoit (9) vs. GRAY, Otero (6), Doolittle (8), Balfour (9)
HR: Cabrera (DET)
Attendance: 46,959

TIGERS STATISTICS FROM THE 2013 ALDS

Player	AVG	G	AB	R	H	TB	2B	3B	HR	RBI	SH	SF	HB	BB	SO	SB	CS	OBP	SLG	E
Avila, Alex	.133	5	15	1	2	2	0	0	0	1	0	0	0	4	5	0	0	.316	.133	0
Cabrera, Miguel	.250	5	20	1	5	8	0	0	1	3	0	0	0	1	2	0	0	.286	.400	1
Dirks, Andy	.000	2	3	2	0	0	0	0	0	0	0	0	0	1	1	0	0	.250	.000	0
Felder, Prince	.278	5	18	2	5	5	0	0	0	0	0	0	1	1	2	0	1	.350	.278	0
Holaday, Bryan	.000	0	0	0	0	0	0	0	0	0	0	0	0	0	0	0	0	.000	.000	0
Hunter, Torii	.158	5	19	3	3	3	0	0	0	0	0	0	1	1	6	0	1	.238	.259	0
Iglesias, Jose	.083	5	12	0	1	1	0	0	0	0	1	0	0	1	2	0	1	.154	.083	0
Infante, Omar	.222	5	18	0	4	5	1	0	0	3	0	0	0	1	2	0	0	.263	.273	0
Jackson, Austin	.100	5	20	1	2	3	1	0	0	1	0	0	0	1	13	0	0	.143	.150	0
Kelly, Don	.400	3	5	0	2	2	0	0	0	0	0	0	0	2	1	0	0	.571	.400	0
Martinez, Victor	.450	5	20	5	9	14	2	0	1	2	0	0	0	0	2	0	0	.450	.700	0
Pena, Brayton	.000	0	0	0	0	0	0	0	0	0	0	0	0	0	0	0	0	.000	.000	0
Peralta, Jhonny	.417	4	12	1	5	9	1	0	1	5	0	0	0	0	2	0	0	.417	.750	0
Perez, Hernan	.000	1	0	1	0	0	0	0	0	0	0	0	0	0	0	0	0	.000	.000	0
Santiago, Ramon	.000	3	0	0	0	0	0	0	0	0	0	0	0	0	0	0	0	.000	.000	0
Tuiasosopo, Matt	.000	0	0	0	0	0	0	0	0	0	0	0	0	0	0	0	0	.000	.000	0
Totals	.235	5	162	17	38	52	5	0	3	15	1	0	2	13	38	3	4	.299	.321	1

Pitcher	W-L	ERA	G	GS	CG	SHO	SV	IP	H	AB	R	ER	HR	HB	BB	SO	WP	BK	AVG
Alburquerque, Al	0-1	13.50	1	0	0	0	0	0.2	2	5	1	1	0	0	1	2	0	0	.500
Alvarez, Jose	0-0	0.00	1	0	0	0	0	3.0	0	10	0	0	0	0	1	3	0	0	.000
Benoit, Joaquin	0-0	5.40	3	0	0	0	2	3.1	3	15	2	2	0	1	6	0	0	.231	
Fister, Doug	0-0	4.50	1	1	0	0	0	6.0	7	25	3	3	1	0	1	1	1	.292	
Porcello, Rick	0-0	0.00	0	0	1	0	0	1.0	0	1	0	0	0	0	0	0	0	1.000	
Putkonen, Luke	0-0	0.00	0	0	0	0	0	0.0	0	0	0	0	0	0	0	0	0	.000	
Sanchez, Anibal	0-1	10.38	1	1	0	0	0	4.1	8	24	6	5	3	0	2	6	0	.381	
Scherzer, Max	2-0	3.00	2	1	0	0	0	9.0	6	37	3	3	1	0	4	13	1	.188	
Smyly, Drew	0-0	0.00	2	0	0	0	0	1.0	1	6	0	0	0	0	2	2	0	.250	
Veras, Jose	0-0	0.00	1	0	0	0	0	1.2	2	7	0	0	0	0	3	0	0	.286	
Verlander, Justin	1-0	0.00	2	2	0	0	0	15.0	6	53	0	0	0	0	2	21	0	.118	
Totals	3-2	2.86	5	5	0	1	2	44.0	36	183	15	14	5	1	14	57	2	0	.217



BOSTON (EAST) 4 -- DETROIT (CENTRAL) 2

Game 1 • October 12, 2013

		R H E
DETROIT	0 0 0 0 1 0 0 0	1 9 0
BOSTON	0 0 0 0 0 0 0 0	0 1 1

Pitchers: SANCHEZ, Albuquerque (7), Veras (8), Smyly (8), Benoit (9) vs. LESTER, Tazawa (7), Breslow (8), Uehara (9)
Attendance: 38,210

Game 2 • October 13, 2013

		R H E
DETROIT	0 1 0 0 0 4 0 0	5 8 1
BOSTON	0 0 0 0 0 1 0 4	6 7 1

Pitchers: Scherzer, Veras (8), Smyly (8), Albuquerque (8), Benoit (8), PORCELLO (9) vs. Buchholz, Workman (6), Doubront (7), UEHARA (9).
HR: Cabrera (DET), Avila (DET), Ortiz (BOS)
Attendance: 38,029

Game 3 • October 15, 2013

		R H E
BOSTON	0 0 0 0 0 1 0 0	1 4 0
DETROIT	0 0 0 0 0 0 0 0	0 6 1

Pitchers: LACKEY, Breslow (7), Tazawa (8), Uehara (9) vs. VERLANDER, Veras (9), Coke (9), Albuquerque (9)
HR: Napoli (BOS)
Attendance: 42,327

Game 4 • October 16, 2013

		R H E
BOSTON	0 0 0 0 0 1 1 0 1	3 12 0
DETROIT	0 5 0 2 0 0 0 0 x	7 9 0

Pitchers: PEAVY, Workman (4), Dempster (6), Morales (7), Doubront (8) vs. FISTER, Coke (7), Albuquerque (7), Smyly (7), Benoit (9)
Attendance: 42,765

Game 5 • October 17, 2013

		R H E
BOSTON	0 3 1 0 0 0 0 0 0	4 10 0
DETROIT	0 0 0 0 1 1 1 0 0	3 10 1

Pitchers: LESTER, Tazawa (6), Breslow (7), Uehara (8) vs. SANCHEZ, Coke (7), Veras (7), Albuquerque (9)
HR: Napoli (BOS)
Attendance: 42,669

Game 6 • October 19, 2013

		R H E
DETROIT	0 0 0 0 2 0 0 0 0	2 8 1
BOSTON	0 0 0 0 1 0 4 0 0	5 5 1

Pitchers: SCHERZER, Smyly (7), Veras (7), Coke (7), Albuquerque (8) vs. Buchholz, Morales (6), Workman (6), TAZAWA (7), Breslow (8), Uehara (9)
HR: Victorino (BOS)
Attendance: 38,823

TIGERS STATISTICS FROM THE 2013 ALCS

Player	AVG	G	AB	R	H	TB	2B	3B	HR	RBI	SH	SF	HB	BB	SO	SB	CS	OBP	SLG	E
Avila, Alex	.188	6	16	2	3	6	0	0	1	3	0	0	1	4	6	0	0	.230	.375	0
Cabrera, Miguel	.273	6	22	3	6	9	0	0	1	4	0	0	0	2	7	1	0	.333	.409	1
Dirks, Andy	.000	1	2	0	0	0	0	0	0	0	0	0	0	1	0	0	0	.000	.000	0
Fielder, Prince	.182	6	22	1	4	5	1	0	0	0	0	0	1	2	5	0	0	.280	.227	0
Hunter, Torii	.231	6	26	2	6	8	2	0	0	2	0	0	0	1	5	0	0	.260	.308	1
Iglesias, Jose	.357	6	14	2	5	5	0	0	0	1	2	0	1	0	3	0	0	.400	.359	2
Infante, Omar	.190	6	21	1	4	5	1	0	0	0	0	0	0	2	4	0	0	.260	.238	0
Jackson, Austin	.318	6	22	2	7	7	0	0	0	2	0	0	0	4	5	1	0	.420	.318	0
Kelly, Don	.000	6	6	0	0	0	0	0	0	0	0	0	0	1	2	0	0	.140	.000	0
Martinez, Victor	.364	6	22	4	8	10	2	0	0	3	0	0	1	1	1	0	0	.420	.455	0
Pena, Brayan	.333	1	3	0	1	1	0	0	0	1	0	0	0	0	0	0	0	.333	.000	0
Peralta, Jhonny	.286	6	21	1	6	9	3	0	0	1	0	0	0	1	3	0	0	.320	.429	0
Perez, Hernan	.000	1	0	0	0	0	0	0	0	0	0	0	0	0	0	0	0	.000	.000	0
Santiago, Ramon	.000	2	0	0	0	0	0	0	0	0	0	0	0	0	0	0	0	.000	.000	0
Totals	.254	6	197	18	50	65	9	0	2	17	2	0	4	18	42	2	0	.329	.330	4

Pitcher	W-L	ERA	G	GS	CG	SHO	SV	IP	H	AB	R	ER	HR	HB	BB	SO	WP	BK	AVG
Albuquerque, Al	0-0	2.25	6	0	0	0	0	4.0	2	16	1	1	0	0	2	7	0	0	.154
Alvarez, Jose	0-0	0.00	0	0	0	0	0	0.0	0	0	0	0	0	0	0	0	0	0	---
Benoit, Joaquin	0-0	7.71	3	0	0	0	1	2.1	4	11	2	2	1	0	0	4	0	0	.364
Coke, Phil	0-0	9.00	4	0	0	0	0	1.0	1	4	1	1	0	0	0	0	0	0	.350
Fister, Doug	1-0	1.50	1	1	0	0	0	6.0	8	27	1	1	0	0	1	7	0	0	.308
Porcello, Rick	0-1	0.00	0	0	1	0	0	2.0	1	2	0	0	0	0	0	1	0	1	---
Sanchez, Anibal	1-1	2.25	2	2	0	0	0	12.0	9	52	4	3	1	0	6	17	3	0	.196
Scherzer, Max	0-1	2.70	2	2	0	0	0	13.0	6	52	4	4	0	2	7	21	1	0	.140
Smyly, Drew	0-0	4.50	4	0	0	0	0	2.0	0	8	2	1	0	0	1	1	0	0	.000
Veras, Jose	0-0	5.40	5	0	0	0	0	3.1	3	13	2	2	1	0	0	6	0	0	.231
Verlander, Justin	0-1	1.13	1	1	0	0	0	8.0	4	29	1	1	1	0	1	10	1	0	.143
Totals	2-4	2.77	6	6	0	1	1	52.0	39	214	19	16	4	2	18	73	6	0	.202

POSTSEASON



2014 ALDS

BALTIMORE (EAST) 3 -- DETROIT (CENTRAL) 0

Game 1 • October 2, 2014

		R	H	E
DETROIT	0 20 000 010	3	8	2
BALTIMORE	2 10 000 180	12	12	0

Pitchers: SCHERZER, Chamberlain (8), Soria (8), Coke (8) vs. TILLMAN, Miller (6), O'Day (7), Britton (8), Hunter (9)
HR: Cruz (BAL), Martinez, V. (DET), Martinez, J.D. (DET), Hardy (BAL), Cabrera (DET)
Attendance: 47,842

Game 2 • October 3, 2014

		R	H	E
DETROIT	0 00 500 010	6	10	0
BALTIMORE	0 02 100 040	7	9	0

Pitchers: Verlander, Sanchez (6), Chamberlain (8), SORIA (8) vs. Chen, Gausman (3), BRACH (8), Britton (9)
HR: Markakis (BAL), Martinez, J.D. (DET), Castellanos (DET)
Attendance: 48,058

Game 4 • October 5, 2014

		R	H	E
BALTIMORE	0 00 020 000	2	5	1
DETROIT	0 00 000 001	1	4	0

Pitchers: NORRIS, Miller (6), Britton (9) vs. PRICE, Nathan (9)
HR: Cruz (BAL)
Attendance: 43,013

TIGERS STATISTICS FROM THE 2014 ALDS

Player	AVG	G	AB	R	H	TB	2B	3B	HR	RBI	SH	SF	HB	BB	SO	SB	CS	OBP	SLG	E
Avila, Alex	.222	3	9	0	2	3	1	0	0	0	0	0	0	0	4	0	0	.222	.333	0
Cabrera, Miguel	.364	3	11	2	4	8	1	0	1	1	0	0	0	1	2	0	0	.417	.727	0
Carrera, Ezequiel	.000	3	1	0	0	0	0	0	0	0	0	0	0	1	0	1	0	.500	.000	0
Castellanos, Nick	.100	3	10	1	1	4	0	0	1	1	0	0	0	2	1	0	0	.250	.400	0
Davis, Rajai	.333	3	6	0	2	2	0	0	0	0	0	0	0	0	0	0	0	.333	.333	1
Holaday, Bryan	.000	1	2	0	0	0	0	0	0	0	0	0	0	0	1	0	0	.000	.000	0
Hunter, Torii	.200	3	10	2	2	2	0	0	0	0	0	0	0	2	2	0	0	.333	.200	0
Kelly, Don	.500	2	2	0	1	1	0	0	0	0	0	0	0	0	1	1	0	.500	.500	0
Kinsler, Ian	.083	3	12	0	1	1	0	0	0	0	0	0	0	1	3	0	0	.154	.083	0
Martinez, J.D.	.250	3	12	2	3	10	1	0	2	5	0	0	0	0	4	0	0	.250	.833	0
Martinez, Victor	.333	3	12	3	4	9	2	0	1	3	0	0	0	0	4	0	0	.333	.750	0
Perez, Hernan	.000	2	2	0	0	0	0	0	0	0	0	0	0	0	0	0	0	.000	.000	0
Sumner, Andrew	.182	3	11	0	2	2	0	0	0	0	0	0	0	4	0	0	0	.182	.182	1
Suarez, Eugenio	.000	1	1	0	0	0	0	0	0	0	0	0	0	0	0	0	0	.000	.000	0
Totals	.218	3	101	10	22	42	5	0	5	10	0	0	0	7	26	2	0	.269	.416	2

Pitcher	W-L	ERA	G	GS	CG	SHO	SV	IP	H	AB	R	ER	HR	HB	BB	SO	WP	BK	AVG
Albuquerque, Al	0-0	0.00	0	0	0	0	0	0.0	0	0	0	0	0	0	0	0	0	0	.000
Chamberlain, Joba	0-0	108.00	2	0	0	0	0	0.1	3	5	5	4	0	0	0	0	0	0	.600
Coke, Phil	0-0	27.00	1	0	0	0	0	0.1	1	2	1	1	0	0	1	0	1	0	.500
Lobstein, Kyle	0-0	0.00	0	0	0	0	0	0.0	0	0	0	0	0	0	0	0	0	0	.000
Nathan, Joe	0-0	0.00	1	0	0	0	0	1	0	3	0	0	0	0	0	1	0	0	.000
Porcello, Rick	0-0	0.00	1	0	0	0	0	0.0	0	0	0	0	0	0	0	0	0	0	.000
Price, David	0-1	2.25	1	1	0	0	0	8	5	28	2	2	1	1	2	6	0	0	.179
Sanchez, Anibal	0-0	0.00	1	0	0	0	0	2	0	6	0	0	0	0	0	2	0	0	.000
Scherzer, Max	0-1	6.14	1	1	0	0	0	7.1	7	27	5	5	2	0	1	6	0	0	.259
Soria, Joaquin	0-1	45.00	2	0	0	0	0	1.0	4	7	5	5	0	0	2	0	0	0	.571
Verlander, Justin	0-0	5.40	1	1	0	0	0	5	6	21	3	3	1	0	1	4	0	0	.286
Totals	0-3	5.40	3	3	0	0	0	25.0	26	99	21	20	4	1	7	19	1	0	.263

TOP STRIKEOUT PERFORMANCES BY TIGERS IN THEIR MAJOR LEAGUE DEBUT

Jose Alvarez fanned seven batters in his Major League debut on June 9, 2013 vs. Cleveland, tied for the fourth most by a Tigers pitcher in his Major League debut since at least 1954. The following is a list of the top five strikeout performances by a Tigers pitcher in his Major League debut since at least 1954.

Pitcher	Date	Opponent	Strikeouts
Denny McLain	September 21, 1963	Chicago (AL)	Eight
Justin Thompson	May 27, 1996	at Kansas City	Eight
Dave Borkowski	July 17, 1999	at Houston	Eight
Bill Gilbreth	June 25, 1971	Cleveland	Seven
Alfredo Figaro	June 20, 2009	Milwaukee	Seven
Jose Alvarez	June 9, 2013	Cleveland	Seven



INDIVIDUAL BATTING

BATTING AVERAGE

Highest Average, Career (Min. 30 AB).....	432	Sean Casey.....	2006
Highest Average, Division Series (Min. 10 AB).....	571	Carlos Guillen.....	2006
Highest Average, LCS (Min. 10 AB).....	529	Placido Polanco.....	2006
Highest Average, World Series (Min. 10 AB).....	529	Sean Casey.....	2006

GAMES PLAYED

Most Games Played, Career.....	38	Miguel Cabrera.....	2011-14
Most Games Played, Division Series.....	18	Miguel Cabrera.....	2011-14
Most Games Played, LCS.....	16	Miguel Cabrera.....	2011-13
		Austin Jackson.....	2011-13
		Jhonny Peralta.....	2011-13
Most Games Played, World Series.....	23	Hank Greenberg.....	1934-35, 1940, 1945

AT-BATS

Most At-Bats, Career.....	137	Miguel Cabrera.....	2011-14
Most At-Bats, Division Series.....	66	Miguel Cabrera.....	2011-14
Most At-Bats, LCS.....	64	Austin Jackson.....	2011-13
Most At-Bats, World Series.....	85	Hank Greenberg.....	1934-35, 1940, 1945
Most At-Bats, Division Series Game.....	5	14 times.....(last, two players, 10/10/2013 at OAK)	
Most At-Bats, LCS Game.....	6	Five times.....(last, four players, 10/13/2012 at NYY, 12 inn.)	
Most At-Bats, World Series Game.....	6	Germany Schaefer.....	10/8/1907 at CHC
		Goose Goslin.....	10/4/1934 vs. STL
		Doc Cramer.....	10/8/1945 at CHC
		Eddie Mayo.....	10/8/1945 at CHC
		Rudy York.....	10/8/1945 at CHC

RUNS SCORED

Most Runs, Career.....	18	Austin Jackson.....	2011-13
		Miguel Cabrera.....	2011-14
Most Runs, Division Series.....	9	Victor Martinez.....	2011-14
Most Runs, LCS.....	11	Miguel Cabrera.....	2011-13
Most Runs, World Series.....	17	Hank Greenberg.....	1934-35, 1940, 1945
Most Runs, Division Series Game.....	3	Magglio Ordoñez.....	10/7/2006 vs. NYY
Most Runs, LCS Game.....	2	20 times.....(last, Victor Martinez, 10/13/2013 at BOS)	
Most Runs, World Series Game.....	3	Hank Greenberg.....	10/7/1945 at CHC
		Al Kaline.....	10/9/1968 at STL
		Kirk Gibson.....	10/14/1984 vs. SD

HITS

Most Hits, Career.....	39	Miguel Cabrera.....	2011-14
Most Hits, Division Series.....	17	Miguel Cabrera.....	2011-14
		Victor Martinez.....	2011-14
Most Hits, LCS.....	19	Miguel Cabrera.....	2011-13
		Austin Jackson.....	2011-13
Most Hits, World Series.....	27	Hank Greenberg.....	1934-35, 1940, 1945
Most Hits, Division Series Game.....	3	Nine times.....(last, Cabrera, 10/3/2014 at BAL)	
Most Hits, LCS Game.....	3	12 times.....(last, Peralta, 10/12/2013 at BOS)	
Most Hits, World Series Game.....	4	Claude Rossman.....	10/9/1907 at CHC
		Ty Cobb.....	10/12/1908 at CHC
		Donie Bush.....	10/11/1909 vs. PIT
		Hank Greenberg.....	10/6/1934 at STL

EXTRA-BASE HITS

Most Extra-Base Hits, Career.....	17	Miguel Cabrera.....	2011-14
Most Extra-Base Hits, Division Series.....	7	Victor Martinez.....	2011-14
Most Extra-Base Hits, LCS.....	10	Miguel Cabrera.....	2011-13
Most Extra-Base Hits, World Series.....	14	Hank Greenberg.....	1934-35, 1940, 1945
Most Extra-Base Hits, Division Series Game.....	2	Carlos Guillen.....	10/5/2006 at NYY
		Miguel Cabrera.....	10/7/2012 vs. OAK
		Jhonny Peralta.....	10/8/2013 vs. OAK
Most Extra-Base Hits, LCS Game.....	2	16 times.....(last, V. Martinez, 10/13/2013 vs. BOS)	
Most Extra-Base Hits, World Series Game.....	3	Hank Greenberg.....	10/7/1945 at CHC
		Sean Casey.....	10/27/2006 at STL

TOTAL BASES

Most Total Bases, Career.....	74	Miguel Cabrera.....	2011-14
Most Total Bases, Division Series.....	30	Victor Martinez.....	2011-14
Most Total Bases, LCS.....	39	Miguel Cabrera.....	2011-13
Most Total Bases, World Series.....	53	Hank Greenberg.....	1934-35, 1940, 1945
Most Total Bases, Division Series Game.....	6	Five times.....(last, two players, 10/8/2013 vs. OAK)	
Most Total Bases, LCS Game.....	8	Alan Trammell.....	10/2/1984 at KC
		Magglio Ordoñez.....	10/14/2006 vs. OAK
		Delmon Young.....	10/13/2011 vs. TEX
		Miguel Cabrera.....	10/15/2011 at TEX
		Jhonny Peralta.....	10/18/2012 vs. NYY
Most Total Bases, World Series Game.....	9	Alan Trammell.....	10/13/1984 vs. SD
		Kirk Gibson.....	10/14/1984 vs. SD

DOUBLES

Most Doubles, Career.....	9	Pete Fox.....	1934-35, 1940
Most Doubles, Division Series.....	4	Austin Jackson.....	2011-13
		Victor Martinez.....	2011-14
Most Doubles, LCS.....	5	Miguel Cabrera.....	2011-13
		Jhonny Peralta.....	2011-13



TIGERS POSTSEASON RECORD BOOK

Most Doubles, World Series.....	9	Pete Fox.....	1934-35, 1940
Most Doubles, Division Series Game.....	2	Miguel Cabrera.....	10/7/2012 vs. OAK
Most Doubles, LCS Game.....	2	Tony Taylor.....	10/11/1972 vs. OAK
		Jhonny Peralta.....	10/12/2013 vs. BOS
		Victor Martinez.....	10/13/2013 at BOS
		Jhonny Peralta.....	10/12/2013 at BOS
Most Doubles, World Series Game.....	3	Hank Greenberg.....	10/7/1945 at CHC

TRIPLES

Most Triples, Career.....	2	Hank Greenberg.....	1934-35, 1940, 1945
Most Triples, Division Series.....	1	Curtis Granderson.....	2006
Most Triples, LCS.....	1	Duke Sims.....	1972
		Alan Trammell.....	1984, 1987
		Victor Martinez.....	2011, 2013
		Austin Jackson.....	2011-13
Most Triples, World Series.....	2	Hank Greenberg.....	1934-35, 1940, 1945
Most Triples, Division Series Game.....	1	Curtis Granderson.....	10/5/2006 at NYY
Most Triples, LCS Game.....	1	Duke Sims.....	10/7/1972 at OAK
		Alan Trammell.....	10/2/1984 at KC
		Victor Martinez.....	10/13/2011 vs. TEX
		Austin Jackson.....	10/13/2012 at NYY (12 inn.)
		11 times.....	(last, Guillen, 10/22/2006 vs. STL)

HOME RUNS

Most Home Runs, Career.....	9	Miguel Cabrera.....	2011-14
Most Home Runs, Division Series.....	3	Delmon Young.....	2011-12
		Miguel Cabrera.....	2011-14
		Victor Martinez.....	2011-14
		Miguel Cabrera.....	2011-13
Most Home Runs, LCS.....	5	Hank Greenberg.....	1934-35, 1940, 1945
Most Home Runs, World Series.....	5	22 times.....	(last, two players, 10/3/2014 at BAL)
Most Home Runs, Division Series Game.....	1	Magglio Ordoñez.....	10/14/2006 vs. OAK
Most Home Runs, LCS Game.....	2	Delmon Young.....	10/13/2011 vs. TEX
		Miguel Cabrera.....	10/15/2011 at TEX
		Jhonny Peralta.....	10/18/2012 vs. NYY
		Alan Trammell.....	10/13/1984 vs. SD
		Kirk Gibson.....	10/14/1984 vs. SD

RUNS BATTED IN

Most RBI, Career.....	26	Miguel Cabrera.....	2011-14
Most RBI, Division Series.....	8	Miguel Cabrera.....	2011-14
		Victor Martinez.....	2011-14
		Miguel Cabrera.....	2011-13
Most RBI, LCS.....	15	Hank Greenberg.....	1934-35, 1940, 1945
Most RBI, World Series.....	22	Miguel Cabrera.....	10/2/2011 at NYY
Most RBI, Division Series Game.....	3	Jhonny Peralta.....	10/8/2013 vs. OAK
		J.D. Martinez.....	10/3/2014 at BAL
		Alexis Gomez.....	10/11/2006 at OAK
		Magglio Ordoñez.....	10/14/2006 vs. OAK
		Kirk Gibson.....	10/14/1984 vs. SD

WALKS

Most Walks, Career.....	23	Miguel Cabrera.....	2011-14
Most Walks, Division Series.....	8	Miguel Cabrera.....	2011-14
Most Walks, LCS.....	12	Miguel Cabrera.....	2011-13
Most Walks, World Series.....	13	Hank Greenberg.....	1934-35, 1940, 1945
		Jo-Jo White.....	1934-35
Most Walks, Division Series Game.....	2	Carlos Guillen.....	10/3/2006 at NYY
		Miguel Cabrera.....	10/3/2011 vs. NYY
		Austin Jackson.....	10/3/2011 vs. NYY
		Don Kelly.....	10/10/2013 at OAK
		Nick Castellanos.....	10/5/2014 vs. BAL
		Darrell Evans.....	10/10/1987 vs. MIN
		Lou Whitaker.....	10/11/1987 vs. MIN
		Curtis Granderson.....	10/13/2006 vs. OAK
		Miguel Cabrera.....	10/12/2011 vs. TEX (11 inn.)
Most Walks, World Series Game.....	3	Pinky Higgins.....	10/6/1940 vs. CIN
		Roy Cullenbine.....	10/10/1945 at CHC
		Don Wert.....	10/3/1968 at STL
		Dick McAuliffe.....	10/9/1968 at STL

STRIKEOUTS

Most Strikeouts, Career.....	53	Austin Jackson.....	2011-13
Most Strikeouts, Division Series.....	28	Austin Jackson.....	2011-13
Most Strikeouts, LCS.....	19	Austin Jackson.....	2011-13
		Alex Avila.....	2011-13
Most Strikeouts, World Series.....	19	Hank Greenberg.....	1934-35, 1940, 1945
Most Strikeouts, Division Series Game.....	4	Austin Jackson.....	10/5/2013 at OAK
Most Strikeouts, LCS Game.....	4	Austin Jackson.....	10/13/2011 vs. TEX
Most Strikeouts, World Series Game.....	4	Schoolboy Rowe.....	10/4/1934 vs. STL



INDIVIDUAL BASERUNNING

STOLEN BASES

Most Stolen Bases, Career.....	7.....	Kirk Gibson.....	1984, 1987
Most Stolen Bases, Division Series.....	1.....	Curtis Granderson.....	2006
		Omar Infante.....	2006, 2012-2013
		Miguel Cabrera.....	2011-14
		Austin Jackson.....	2011-13
		Jhonny Peralta.....	2011-13
		Quintin Berry.....	2012
		Andy Dirks.....	2012-13
		Ezequiel Carrera.....	2014
		Don Kelly.....	2011-14
Most Stolen Bases, LCS.....	4.....	Kirk Gibson.....	1984, 1987
Most Stolen Bases, World Series.....	4.....	Ty Cobb.....	1907-09
		Davy Jones.....	1907-09
Most Stolen Bases, Division Series Game.....	1.....	Curtis Granderson.....	10/6/2006 vs. NYY
		Miguel Cabrera.....	10/2/2011 at NYY
		Austin Jackson.....	10/4/2011 vs. NYY
		Quintin Berry.....	10/6/2012 vs. OAK
		Andy Dirks.....	10/11/2012 at OAK
		Omar Infante.....	10/11/2012 at OAK
		Jhonny Peralta.....	10/11/2012 at OAK
		Ezequiel Carrera.....	10/3/2014 at BAL
		Don Kelly.....	10/5/2014 vs. BAL
Most Stolen Bases, LCS Game.....	2.....	Kirk Gibson.....	10/10/1987 vs. MIN
Most Stolen Bases, World Series Game.....	2.....	Davy Jones.....	10/8/1907 at CHC
		Ty Cobb.....	10/12/1908 vs. CHC

CAUGHT STEALING

Most Caught Stealing, Career.....	3.....	Ty Cobb.....	1907-09
		Davy Jones.....	1907-09
		Germany Schaefer.....	1907-08
Most Caught Stealing, Division Series.....	1.....	Six players.....	(last, Fielder; 10/10/2013 at OAK)
Most Caught Stealing, LCS.....	1.....	Dick McAuliffe.....	1972
		Jim Northrup.....	1972
		Austin Jackson.....	2011-13
Most Caught Stealing, World Series.....	3.....	Ty Cobb.....	1907-09
		Davy Jones.....	1907-09
		Germany Schaefer.....	1907-08
Most Caught Stealing, Division Series Game.....	1.....	Six times.....	(last, Fielder 10/10/2013 at OAK)
Most Caught Stealing, LCS Game.....	1.....	Jim Northrup.....	10/8/1972 at OAK
		Dick McAuliffe.....	10/11/1972 vs. OAK
		Austin Jackson.....	10/12/2011 vs. TEX
Most Caught Stealing, World Series Game.....	2.....	Jo-Jo White.....	10/8/1934 vs. STL

INDIVIDUAL PITCHING

GAMES WON

Most Games Won, Career.....	7.....	Justin Verlander.....	2006, 2011-14
Most Games Won, Division Series.....	4.....	Justin Verlander.....	2006, 2011-14
Most Games Won, LCS.....	3.....	Justin Verlander.....	2006, 2011-13
Most Games Won, World Series.....	4.....	Tommy Bridges.....	1934-35, 1940, 1945

GAMES LOST

Most Games Lost, Career.....	5.....	Schoolboy Rowe.....	1934-35, 1940
		Justin Verlander.....	2006, 2011-14
Most Games Lost, Division Series.....	2.....	Anibal Sanchez.....	2012-14
Most Games Lost, LCS.....	2.....	Woody Fryman.....	1972
		Doyle Alexander.....	1987
		Max Scherzer.....	2011-13
		Justin Verlander.....	2006, 2011-13
Most Games Lost, World Series.....	5.....	Schoolboy Rowe.....	1934-35, 1940

EARNED RUN AVERAGE

Lowest ERA, Career (Min 40 IP).....	1.57.....	Mickey Lolich.....	1968, 1972
Lowest ERA, Division Series (Min 10 IP).....	2.15.....	Justin Verlander.....	2006, 2011-14
Lowest ERA, LCS (Min 10 IP).....	1.37.....	Doug Fister.....	2011-13
Lowest ERA, World Series (Min 10 IP).....	0.79.....	Johnny Gorsica.....	1940

GAMES PITCHED

Most Games Pitched, Career.....	20.....	Phil Coke.....	2011-14
Most Games Pitched, Division Series.....	8.....	Joaquin Benoit.....	2011-13
		Justin Verlander.....	2006, 2011-14
Most Games Pitched, LCS.....	12.....	Phil Coke.....	2011-13
Most Games Pitched, World Series.....	8.....	Schoolboy Rowe.....	1934-35, 1940

GAMES STARTED

Most Games Started, Career.....	16.....	Justin Verlander.....	2006, 2011-14
Most Games Started, Division Series.....	8.....	Justin Verlander.....	2006, 2011-14
Most Games Started, LCS.....	5.....	Justin Verlander.....	2006, 2011-13
		Max Scherzer.....	2011-13
		Wild Bill Donovan.....	1907-09
Most Games Started, World Series.....	6.....	George Mullin.....	1907-09
		Schoolboy Rowe.....	1934-35, 1940

COMPLETE GAMES

Most Complete Games, Career.....	6.....	George Mullin.....	1907-09
----------------------------------	--------	--------------------	---------



TIGERS POSTSEASON RECORD BOOK

Most Complete Games, Division Series.....	1	Justin Verlander	2006, 2011-14
Most Complete Games, LCS.....	1	Joe Coleman	1972
		Jack Morris	1987
Most Complete Games, World Series.....	6	George Mullin	1907-09

SHUTOUTS

Most Shutouts, Career.....	1	George Mullin.....	1907-09
		Bobo Newsom.....	1940
		Joe Coleman.....	1972
Most Shutouts, Division Series.....	1	Justin Verlander.....	2006, 2011-14
Most Shutouts, LCS.....	1	Justin Verlander.....	2006, 2011-14
Most Shutouts, World Series.....	1	Joe Coleman.....	1972
		George Mullin.....	1907-09
		Bobo Newsom.....	1940

SAVES (Since 1969)

Most Saves, Career.....	4	Todd Jones.....	2006
		Jose Valverde.....	2011-12
Most Saves, Division Series.....	3	Jose Valverde.....	2011-12
Most Saves, LCS.....	3	Phil Coke.....	2011-13
Most Saves, World Series.....	2	Willie Hernandez.....	1984

INNINGS PITCHED

Most Innings Pitched, Career.....	98.1	Justin Verlander.....	2006, 2011-14
Most Innings Pitched, Division Series.....	50.1	Justin Verlander.....	2006, 2011-14
Most Innings Pitched, LCS.....	33.0	Justin Verlander.....	2006, 2011-13
Most Innings Pitched, World Series.....	58.0	George Mullin.....	1907-09
Most Innings Pitched, Division Series Game.....	9.0	Justin Verlander.....	10/11/2012 at OAK
Most Innings Pitched, LCS Game.....	10.0	Mickey Lolich.....	10/7/1972 at OAK
Most Innings Pitched, World Series Game.....	12.0	Wild Bill Donovan.....	10/8/1907 at CHC
		Schoolboy Rowe.....	10/4/1934 vs. STL

HITS ALLOWED

Most Hits Allowed, Career.....	77	Justin Verlander.....	2006, 2011-14
Most Hits Allowed, Division Series.....	32	Justin Verlander.....	2006, 2011-14
Most Hits Allowed, LCS.....	27	Justin Verlander.....	2006, 2011-13
Most Hits Allowed, World Series.....	52	Tommy Bridges.....	1934-35, 1940, 1945
Most Hits Allowed, Division Series Game.....	12	Nate Robertson.....	10/3/2006 at NYY
Most Hits Allowed, LCS Game.....	9	Mickey Lolich.....	10/7/1972 at OAK
		Anibal Sanchez.....	10/17/2013 vs. BOS
Most Hits Allowed, World Series Game.....	12	Tommy Bridges.....	10/7/1935 vs. CHC

RUNS ALLOWED

Most Runs Allowed, Career.....	40	Justin Verlander.....	2006, 2011-14
Most Runs Allowed, Division Series.....	12	Doug Fister.....	2011-13
		Justin Verlander.....	2006, 2011-14
Most Runs Allowed, LCS.....	14	Max Scherzer.....	2011-13
Most Runs Allowed, World Series.....	23	Schoolboy Rowe.....	1934-35, 1940
Most Runs Allowed, Division Series Game.....	7	Nate Robertson.....	10/3/2006 at NYY
Most Runs Allowed, LCS Game.....	6	Doyle Alexander.....	10/7/1987 at MIN
		Jack Morris.....	10/8/1987 at MIN
		Walt Terrell.....	10/10/1987 vs. MIN
		Max Scherzer.....	10/15/2011 at TEX
Most Runs Allowed, World Series Game.....	8	Ed Summers.....	10/13/1909 at PIT

EARNED RUNS ALLOWED

Most Earned Runs Allowed, Career.....	37	Justin Verlander.....	2006, 2011-14
Most Earned Runs Allowed, Division Series.....	12	Doug Fister.....	2011-13
		Justin Verlander.....	2006, 2011-14
Most Earned Runs Allowed, LCS.....	14	Max Scherzer.....	2011-13
Most Earned Runs Allowed, World Series.....	20	Schoolboy Rowe.....	1934-35, 1940
Most Earned Runs Allowed, Division Series Game.....	7	Nate Robertson.....	10/3/2006 at NYY
Most Earned Runs Allowed, LCS Game.....	6	Doyle Alexander.....	10/7/1987 at MIN
		Jack Morris.....	10/8/1987 at MIN
		Walt Terrell.....	10/10/1987 vs. MIN
		Max Scherzer.....	10/15/2011 at TEX
Most Earned Runs Allowed, World Series Game.....	7	Ed Summers.....	10/13/1909 at PIT
		Hal Newhouser.....	10/3/1945 vs. CHC

DOUBLES ALLOWED

Most Doubles Allowed, Career.....	13	Max Scherzer.....	2011-14
Most Doubles Allowed, Division Series.....	5	Doug Fister.....	2011-13
Most Doubles Allowed, LCS.....	9	Max Scherzer.....	2011-13
Most Doubles Allowed, World Series.....	10	Tommy Bridges.....	1934-35, 1940, 1945
Most Doubles Allowed, Division Series Game.....	3	Schoolboy Rowe.....	1934-35, 1940
		Nate Robertson.....	10/3/2006 at NYY
		Kenny Rogers.....	10/6/2006 vs. NYY
		Doug Fister.....	9/30/2011 at NYY
		Anibal Sanchez.....	10/17/2013 vs. BOS
Most Doubles Allowed, LCS Game.....	3	Jack Morris.....	10/8/1987 at MIN
		Max Scherzer.....	10/10/2011 at TEX (11 inn.)
		Justin Verlander.....	10/13/2011 vs. TEX
Most Doubles Allowed, World Series Game.....	4	Jeremy Bonderman.....	10/26/2006 at STL

TRIPLES ALLOWED

Most Triples Allowed, Career.....	5	Tommy Bridges.....	1934-35, 1940, 1945
Most Triples Allowed, Division Series.....	1	Jose Valverde.....	2011-12
		Justin Verlander.....	2006, 2011-14
		Max Scherzer.....	2011-14



Most Triples Allowed, LCS.....	1	Anibal Sanchez.....	2012-14
		Doug Fister.....	2011-13
		Jack Morris.....	1984, 1987
		Doyle Alexander.....	1987
		Justin Verlander.....	2006, 2011-13
		Max Scherzer.....	2011-13
		Joaquin Benoit.....	2011-13
Most Triples Allowed, World Series.....	5	Tommy Bridges.....	1934-35, 1940, 1945
Most Triples Allowed, Division Series Game.....	1	Jose Valverde.....	10/2/2011 at NYY
		Justin Verlander.....	10/3/2011 vs. NYY
		Max Scherzer.....	10/4/2013 at OAK
		Anibal Sanchez.....	10/7/2013 vs. OAK
		Doug Fister.....	10/8/2013 vs. OAK
		Jack Morris.....	10/2/1984 at KC
		Doyle Alexander.....	10/7/1987 at MIN
		Justin Verlander.....	10/8/2011 at TEX
		Max Scherzer.....	10/18/2012 vs. NYY
		Joaquin Benoit.....	10/16/2013 at BOS
Most Triples Allowed, World Series Game.....	2	Tommy Bridges.....	10/5/1934 at STL
		Tommy Bridges.....	10/9/1934 vs. STL

HOME RUNS ALLOWED

Most Home Runs Allowed, Career.....	13	Justin Verlander.....	2006, 2011-14
Most Home Runs Allowed, Division Series.....	4	Anibal Sanchez.....	2012-14
Most Home Runs Allowed, LCS.....	6	Justin Verlander.....	2006, 2011-13
Most Home Runs Allowed, World Series.....	4	Justin Verlander.....	2006, 2012
Most Home Runs Allowed, Division Series Game.....	3	Anibal Sanchez.....	10/7/2013 vs. OAK
Most Home Runs Allowed, LCS Game.....	2	Doyle Alexander.....	10/7/1987 at MIN
		Walt Terrell.....	10/10/1987 vs. MIN
		Frank Tanana.....	10/11/1987 vs. MIN
		Justin Verlander.....	10/11/2006 at OAK
		Brad Penny.....	10/15/2011 at TEX
		Jose Valverde.....	10/13/2012 at NYY (12 inn.)
Most Home Runs Allowed, World Series Game.....	2	Justin Verlander.....	10/21/2006 vs. STL
		Justin Verlander.....	10/24/2012 at SF

HIT BATSMEN

Most Hit Batsmen, Career.....	4	Wild Bill Donovan.....	1907-09
		Max Scherzer.....	2011-14
Most Hit Batsmen, Division Series.....	2	Nate Robertson.....	2006
		Doug Fister.....	2011-13
		Rick Porcello.....	2011-14
		Max Scherzer.....	2011-14
		Frank Tanana.....	1987
Most Hit Batsmen, LCS.....	3	Wild Bill Donovan.....	1907-09
Most Hit Batsmen, World Series.....	4	Wild Bill Donovan.....	1907-09
Most Hit Batsmen, Division Series Game.....	2	Nate Robertson.....	10/3/2006 at NYY
		Rick Porcello.....	10/4/2011 vs. NYY
		Doug Fister.....	10/7/2012 vs. OAK
		Frank Tanana.....	10/11/1987 vs. MIN
Most Hit Batsmen, LCS Game.....	3	Wild Bill Donovan.....	10/8/1907 at CHC
Most Hit Batsmen, World Series Game.....	2	George Mullin.....	10/8/1909 at PIT
		Ed Willett.....	10/11/1909 vs. PIT

WALKS

Most Walks, Career.....	30	Justin Verlander.....	2006, 2011-14
Most Walks, Division Series.....	17	Justin Verlander.....	2006, 2011-14
Most Walks, LCS.....	14	Max Scherzer.....	2011-13
Most Walks, World Series.....	17	Wild Bill Donovan.....	1907-09
Most Walks, Division Series Game.....	4	Justin Verlander.....	10/5/2006 at NYY
		Max Scherzer.....	10/2/2011 at NYY
		Justin Verlander.....	10/6/2012 vs. OAK
Most Walks, LCS Game.....	6	Anibal Sanchez.....	10/12/2013 at BOS
Most Walks, World Series Game.....	6	Wild Bill Donovan.....	10/16/1909 vs. PIT
		Earl Wilson.....	10/5/1968 vs. STL

STRIKEOUTS

Most Strikeouts, Career.....	112	Justin Verlander.....	2006, 2011-14
Most Strikeouts, Division Series.....	64	Justin Verlander.....	2006, 2011-14
Most Strikeouts, LCS.....	38	Max Scherzer.....	2011-13
Most Strikeouts, World Series.....	36	George Mullin.....	1907-09
Most Strikeouts, Division Series Game.....	11	Justin Verlander.....	10/3/2011 vs. NYY
		Justin Verlander.....	10/6/2012 vs. OAK
		Justin Verlander.....	10/11/2012 at OAK
		Max Scherzer.....	10/4/2013 at OAK
		Justin Verlander.....	10/5/2013 at OAK
Most Strikeouts, LCS Game.....	14	Joe Coleman.....	10/10/1972 vs. OAK
Most Strikeouts, World Series Game.....	12	Wild Bill Donovan.....	10/8/1907 at CHC

CLUB BATTING

BATTING AVERAGE

Highest Average, Postseason.....	261	2006
Highest Average, Division Series.....	309	2006
Highest Average, LCS.....	291	2012
Highest Average, World Series.....	253	1984

AT-BATS

Most At-Bats, Postseason.....	447	2012
Most At-Bats, Division Series.....	163	2012
Most At-Bats, LCS.....	209	2011



TIGERS POSTSEASON RECORD BOOK

Most At-Bats, World Series	250	1934
Most At-Bats, Game	50	10/13/2012 at NYY (12 inn.)
Fewest At-Bats, Game	26	10/5/1984 vs. KC 10/25/2012 at SF

RUNS SCORED

Most Runs, Postseason	55	2006
Most Runs, Division Series	22	2006
Most Runs, LCS	25	2011
Most Runs, World Series	34	1968
Most Runs, Game	13	10/9/1968 at STL
Most Runs by Both Clubs, Game	20	10/15/2011 at TEX

HITS

Most Hits, Postseason	114	2006
Most Hits, Division Series	43	2006
Most Hits, LCS	51	2011
Most Hits, World Series	56	1934, 1940, 1968
Most Hits, Game	16	10/18/2012 vs. NYY
Fewest Hits, Game	1	10/5/1945 vs. CHC
Most Hits by Both Clubs, Game	28	10/8/1945 at CHC (12 inn.)

EXTRA-BASE HITS

Most Extra-Base Hits, Postseason	46	2006
Most Extra-Base Hits, Division Series	19	2006
Most Extra-Base Hits, LCS	23	2011
Most Extra-Base Hits, World Series	18	1909
Most Extra-Base Hits, Game	7	10/3/2006 at NYY

SINGLES

Most Singles, Postseason	78	2012
Most Singles, Division Series	31	2012
Most Singles, LCS	39	2013
Most Singles, World Series	42	1945
Most Singles, Game	11	10/6/1940 vs. CIN

DOUBLES

Most Doubles, Postseason	27	2006
Most Doubles, Division Series	12	2006
Most Doubles, LCS	9	2011, 2013
Most Doubles, World Series	16	1909
Most Doubles, Game	4	10/14/1909 vs. PIT 10/3/2006 at NYY

TRIPLES

Most Triples, Postseason	3	1940, 1968
Most Triples, Division Series	1	2006
Most Triples, LCS	1	1972, 1984, 2011, 2012
Most Triples, World Series	3	1940, 1968
Most Triples, Game	2	10/7/1968 vs. STL

HOME RUNS

Most Home Runs, Postseason	19	2011
Most Home Runs, Division Series	6	2006, 2011
Most Home Runs, LCS	13	2011
Most Home Runs, World Series	8	1968
Most Home Runs, Game	4	10/13/2011 vs. TEX 10/15/2011 at TEX 10/18/2012 vs. NYY

WALKS

Most Walks, Postseason	39	2011
Most Walks, Division Series	17	2011
Most Walks, LCS	22	2011
Most Walks, World Series	33	1945
Most Walks, Game	11	10/12/1984 vs. SD

STRIKEOUTS

Most Strikeouts, Postseason	105	2012
Most Strikeouts, Division Series	47	2011
Most Strikeouts, LCS	50	2011
Most Strikeouts, World Series	59	1968
Most Strikeouts, Game	17	10/2/1968 at STL

SLUGGING PERCENTAGE

Highest Slugging Percentage, Postseason	449	2006
Lowest Slugging Percentage, Postseason	234	1908
Highest Slugging Percentage, Division Series	540	2006
Highest Slugging Percentage, LCS	489	2006
Highest Slugging Percentage, World Series	411	1984

ON-BASE PERCENTAGE

Highest On-Base Percentage, Postseason	335	1935
Lowest On-Base Percentage, Postseason	253	1907
Highest On-Base Percentage, Division Series	338	2006
Highest On-Base Percentage, LCS	367	2006
Highest On-Base Percentage, World Series	355	1984



CLUB BASE RUNNING

STOLEN BASES

Most Stolen Bases, Postseason	11	1984
Fewest Stolen Bases, Postseason	0	1940, 1968, 1972
Most Stolen Bases, Division Series	4	2012
Most Stolen Bases, LCS	5	1987
Most Stolen Bases, World Series	7	1984
Most Stolen Bases, Game	3	10/12/1908 vs. CHC 10/6/1934 at STL 10/5/1984 vs. KC 10/11/2012 vs. OAK

CAUGHT STEALING

Most Caught Stealing, Postseason	6	1909
Fewest Caught Stealing, Postseason	0	1987, 2014
Most Caught Stealing, Division Series	3	2013
Most Caught Stealing, LCS	2	1972
Most Caught Stealing, World Series	6	1909
Most Caught Stealing, Game	3	10/9/1907 vs. CHC

CLUB PITCHING

EARNED RUN AVERAGE

Lowest ERA, Postseason	2.14	1972
Highest ERA, Postseason	6.70	1987
Lowest ERA, Division Series	2.06	2012
Lowest ERA, LCS	1.24	1984
Lowest ERA, World Series	2.15	1907

COMPLETE GAMES

Most Complete Games, Postseason	5	1935
Fewest Complete Games, Postseason	0	2006, 2011, 2013, 2014
Most Complete Games, Division Series	1	2012
Most Complete Games, LCS	1	1972, 1987
Most Complete Games, World Series	5	1935

SHUTOUTS

Most Shutouts, Postseason	2	2006, 2012, 2013
Fewest Shutouts, Postseason	0	nine times (last, 2014)
Most Shutouts, Division Series	1	2006, 2012, 2013
Most Shutouts, LCS	1	1972, 1984, 2006, 2012, 2013
Most Shutouts, World Series	1	1909, 1940

SAVES (since 1969)

Most Saves, Postseason	4	2006, 2011
Fewest Saves, Postseason	0	1972, 1987, 2014
Most Saves, Division Series	2	2011, 2013
Most Saves, LCS	2	2006, 2011, 2012
Most Saves, World Series	2	1984

INNINGS PITCHED

Most Innings Pitched, Postseason	117.2	2012
Fewest Innings Pitched, Postseason	25.0	2014
Most Innings Pitched, Division Series	44.0	2011, 2013
Most Innings Pitched, LCS	55.0	2011
Most Innings Pitched, World Series	65.2	1945

HITS ALLOWED

Most Hits Allowed, Postseason	108	2011
Fewest Hits Allowed, Postseason	26	2014
Most Hits Allowed, Division Series	45	2011
Most Hits Allowed, LCS	63	2011
Most Hits Allowed, World Series	73	1934
Most Hits Allowed, Game	17	10/9/1934 vs. STL 10/15/2011 at TEX 10/12/2013 at BOS
Fewest Hits Allowed, Game	1	10/12/2013 at BOS

RUNS ALLOWED

Most Runs Allowed, Postseason	67	2011
Fewest Runs Allowed, Postseason	13	1972
Most Runs Allowed, Division Series	28	2011
Most Runs Allowed, LCS	39	2011
Most Runs Allowed, World Series	34	1909, 1934
Most Runs Allowed, Game	15	10/15/2011 at TEX
Fewest Runs Allowed, Game	0	10 times (last, 10/12/2013 at BOS)

EARNED RUNS ALLOWED

Most Earned Runs Allowed, Postseason	65	2011
Fewest Earned Runs Allowed, Postseason	11	1907, 1972
Most Earned Runs Allowed, Division Series	28	2011
Most Earned Runs Allowed, LCS	37	2011
Most Earned Runs Allowed, World Series	28	1945
Most Earned Runs Allowed, Game	14	10/15/2011 at TEX
Fewest Earned Runs Allowed, Game	0	13 times (last, 10/12/2013 at BOS)

HOME RUNS ALLOWED

Most Home Runs Allowed, Postseason	11	2011
------------------------------------	----	------



TIGERS POSTSEASON RECORD BOOK

Fewest Home Runs Allowed, Postseason.....	0.....	1907
Most Home Runs Allowed, Division Series.....	5.....	2013
Most Home Runs Allowed, LCS.....	8.....	1987
Most Home Runs Allowed, World Series.....	7.....	1968
Most Home Runs Allowed, Game.....	3.....	10/11/2006 at OAK 10/24/2012 at SF 10/7/2013 vs. OAK

HIT BATSMEN

Most Hit Batsmen, Postseason.....	6.....	1909, 2006, 2011
Fewest Hit Batsmen, Postseason.....	0.....	1908, 1940, 1945, 1984
Most Hit Batsmen, Division Series.....	4.....	2011
Most Hit Batsmen, LCS.....	5.....	1987
Most Hit Batsmen, World Series.....	6.....	1909
Most Hit Batsmen, Game.....	3.....	10/11/1987 vs. MIN

WALKS

Most Walks, Postseason.....	45.....	2006
Fewest Walks, Postseason.....	7.....	2014
Most Walks, Division Series.....	21.....	2011
Most Walks, LCS.....	20.....	1987, 2011
Most Walks, World Series.....	23.....	2006
Most Walks, Game.....	10.....	10/16/1909 vs. PIT
Fewest Walks, Game.....	0.....	nine times (last, 10/16/2012 vs. NYY)

STRIKEOUTS

Most Strikeouts, Postseason.....	130.....	2013
Fewest Strikeouts, Postseason.....	19.....	2014
Most Strikeouts, Division Series.....	57.....	2013
Most Strikeouts, LCS.....	73.....	2013
Most Strikeouts, World Series.....	48.....	1945
Most Strikeouts, Game.....	17.....	10/12/2013 at BOS
Fewest Strikeouts, Game.....	1.....	10/16/1909 vs. PIT 10/6/1934 at STL

WILD PITCHES

Most Wild Pitches, Postseason.....	8.....	2013
Fewest Wild Pitches, Postseason.....	0.....	1907, 1935, 1968
Most Wild Pitches, Division Series.....	2.....	2011, 2012, 2013
Most Wild Pitches, LCS.....	6.....	2013
Most Wild Pitches, World Series.....	5.....	2006

CLUB FIELDING

FIELDING PERCENTAGE

Highest Fielding Percentage, Postseason.....	989.....	2012
Lowest Fielding Percentage, Postseason.....	938.....	1909
Highest Fielding Percentage, Division Series.....	1,000.....	2011
Highest Fielding Percentage, LCS.....	993.....	2006
Highest Fielding Percentage, World Series.....	993.....	2012

PUTOUTS

Most Putouts, Postseason.....	353.....	2012
Most Putouts, Division Series.....	132.....	2011, 2013
Most Putouts, LCS.....	165.....	2011
Most Putouts, World Series.....	197.....	1945
Most Putouts, Game.....	36.....	10/8/1907 at CHC (12 inn.) 10/4/1934 vs. STL (12 inn.) 10/13/2012 at NYY (12 inn.)

ASSISTS

Most Assists, Postseason.....	120.....	2006
Most Assists, Division Series.....	36.....	2011
Most Assists, LCS.....	63.....	2011
Most Assists, World Series.....	88.....	1909
Most Assists, Game.....	20.....	10/4/1935 at CHC (11 inn.)

TOTAL CHANCES

Most Total Chances, Postseason.....	469.....	2006
Most Total Chances, Division Series.....	168.....	2011
Most Total Chances, LCS.....	233.....	2011
Most Total Chances, World Series.....	289.....	1909
Most Total Chances, Game.....	55.....	10/4/1935 at CHC (11 inn.)

ERRORS

Most Errors, Postseason.....	18.....	1909
Fewest Errors, Postseason.....	2.....	2014
Most Errors, Division Series.....	2.....	2014
Most Errors, LCS.....	7.....	1972
Most Errors, World Series.....	18.....	1909
Most Errors, Game.....	5.....	10/11/1909 vs. PIT 10/3/1934 vs. STL

PASSED BALLS

Most Passed Balls, Postseason.....	2.....	1945
Most Passed Balls, LCS.....	1.....	1987
Most Passed Balls, World Series.....	2.....	1945
Most Passed Balls, Game.....	2.....	10/3/1945 vs. CHC



DOUBLE PLAYS

Most Double Plays, Postseason	14	2006
Most Double Plays, Division Series.....	3	2006, 2011
Most Double Plays, LCS.....	7	2006
Most Double Plays, World Series.....	6	1935
Most Double Plays, Game	4	10/10/2006 at OAK

CLUB MISCELLANEOUS

LENGTH OF GAMES

Longest Game, Innings.....	12	10/8/1907 at CHC 10/4/1934 vs. STL 10/8/1945 at CHC 10/13/2012 at NYY
Longest Nine-Inning Game, Time.....	3:56	10/12/2013 at BOS
Longest Extra-Inning Game, Time	4:54	10/13/2012 at NYY (12 inn.)
Shortest Game, Time.....	1:25	10/14/1908 vs. CHC

GAMES WON

Most Games Won, Postseason	8	2006
Most Games Won at Home, Postseason.....	5	2006
Most Games Won on Road, Postseason	3	1945, 1968, 1984, 2006, 2012, 2013
Longest Winning Streak, Postseason.....	7	10/5-10/14/2006

GAMES LOST

Most Games Lost, Postseason.....	6	2011, 2012, 2013
Most Games Lost at Home, Postseason	3	1908, 1934, 2013
Most Games Lost on Road, Postseason	4	2006, 2011, 2012
Longest Losing Streak, Postseason.....	5	10/17/13-10/5/14

PITCHERS USED

Most Pitchers Used, Nine-Inning Game	6	10/9/1934 vs. STL 10/6/1968 vs. STL 10/21/2006 vs. STL 10/24/2006 at STL 10/15/2011 at TEX 10/10/2012 at OAK 10/13/2013 at BOS
Most Pitchers Used by Both Clubs, Game	13	10/13/2012 at NYY (12 inn.)

ATTENDANCE

Largest Attendance, Home Postseason Game.....	55,500	10/5/1945 vs. CHC
Smallest Attendance, Home Postseason Game.....	6,210	10/14/1908 vs. CHC
Largest Attendance, Road Postseason Game	57,911	10/10/1984 at SD
Smallest Attendance, Road Postseason Game	13,114	10/10/1907 at CHC

POSTSEASON ATTENDANCE IN DETROIT

Year	Opponent	Event	Attendance	Games
2014	Baltimore	ALDS	43,013	1
2013	Boston	ALCS	127,761	3
	OAKLAND	ALDS	87,911	2
2012	San Francisco	World Series	84,414	2
	NEW YORK	ALCS	84,967	2
	OAKLAND	ALDS	84,007	2
2011	Texas	ALCS	126,047	3
	NEW YORK	ALDS	87,108	2
2006	St. Louis	World Series	85,012	2
	OAKLAND	ALCS	84,636	2
	NEW YORK	ALDS	86,566	2
1987	Minnesota	ALCS	149,117	3
1984	SAN DIEGO	World Series	156,001	3
	KANSAS CITY	ALCS	52,168	1
1972	Oakland	ALCS	129,047	3
1968	ST. LOUIS	World Series	160,902	3
1945	CHICAGO	World Series	163,773	3
1940	Cincinnati	World Series	162,159	3
1935	CHICAGO	World Series	142,553	3
1934	St. Louis	World Series	171,409	4
1909	Pittsburgh	World Series	63,410	4
1908	Chicago	World Series	29,929	3
1907	Chicago	World Series	18,676	2

Series victories in ALL CAPS.



TIGERS POSTSEASON HOME RUNS

WORLD SERIES

DATE	OPPONENT	PLAYER	PITCHER	INN.	ON
October 13, 1909	at Pittsburgh	Davy Jones	Babe Adams	1st	0
October 13, 1909	at Pittsburgh	Sam Crawford	Babe Adams	8th	0
October 3, 1934	St. Louis	Hank Greenberg	Dizzy Dean	8th	0
October 7, 1934	at St. Louis	Charlie Gehringer	Dizzy Dean	6th	0
October 3, 1935	Chicago (NL)	Hank Greenberg	Charlie Root	1st	1
October 2, 1940	at Cincinnati	Bruce Campbell	Whitey Moore	5th	1
October 4, 1940	Cincinnati	Rudy York	Jim Turner	7th	1
October 4, 1940	Cincinnati	Pinky Higgins	Jim Turner	7th	1
October 6, 1940	Cincinnati	Hank Greenberg	Junior Thompson	3rd	2
October 4, 1945	Chicago (NL)	Hank Greenberg	Hank Wyse	5th	2
October 8, 1945	at Chicago (NL)	Hank Greenberg	Ray Prim	8th	0
October 3, 1968	at St. Louis	Willie Horton	Nelson Briles	2nd	0
October 3, 1968	at St. Louis	Mickey Lolich	Nelson Briles	3rd	0
October 3, 1968	at St. Louis	Norm Cash	Nelson Briles	6th	0
October 5, 1968	St. Louis	Al Kaline	Ray Washburn	3rd	1
October 5, 1968	St. Louis	Dick McAuliffe	Ray Washburn	5th	0
October 6, 1968	St. Louis	Jim Northrup	Bob Gibson	4th	0
October 9, 1968	at St. Louis	Jim Northrup	Larry Jaster	3rd	3
October 9, 1968	at St. Louis	Al Kaline	Steve Carlton	5th	0
October 9, 1984	at San Diego	Larry Herndon	Mark Thurmond	5th	1
October 12, 1984	San Diego	Marty Castillo	Tim Lollar	2nd	1
October 13, 1984	San Diego	Alan Trammell	Eric Show	1st	1
October 13, 1984	San Diego	Alan Trammell	Eric Show	3rd	1
October 14, 1984	San Diego	Kirk Gibson	Mark Thurmond	1st	1
October 14, 1984	San Diego	Lance Parrish	Rich Gossage	7th	0
October 14, 1984	San Diego	Kirk Gibson	Rich Gossage	8th	2
October 21, 2006	St. Louis	Craig Monroe	Anthony Reyes	9th	0
October 22, 2006	St. Louis	Craig Monroe	Jeff Weaver	1st	0
October 26, 2006	at St. Louis	Sean Casey	Jeff Suppan	2nd	0
October 27, 2006	at St. Louis	Sean Casey	Jeff Weaver	4th	1
October 24, 2012	at San Francisco	Jhonny Peralta	George Kontos	9th	1
October 28, 2012	San Francisco	Miguel Cabrera	Matt Cain	3rd	1
October 28, 2012	San Francisco	Delmon Young	Matt Cain	6th	0

LEAGUE CHAMPIONSHIP SERIES

DATE	OPPONENT	PLAYER	PITCHER	INN.	ON
October 7, 1972	at Oakland	Norm Cash	Catfish Hunter	2nd	0
October 7, 1972	at Oakland	Al Kaline	Rollie Fingers	11th	0
October 10, 1972	Oakland	Bill Freehan	Bob Locker	8th	0
October 11, 1972	Oakland	Dick McAuliffe	Catfish Hunter	3rd	0
October 2, 1984	at Kansas City	Larry Herndon	Buddy Black	4th	0
October 2, 1984	at Kansas City	Alan Trammell	Buddy Black	5th	0
October 2, 1984	at Kansas City	Lance Parrish	Mike Jones	9th	0
October 3, 1984	at Kansas City	Kirk Gibson	Bret Saberhagen	3rd	0
October 7, 1987	at Minnesota	Mike Heath	Frank Viola	3rd	0
October 7, 1987	at Minnesota	Kirk Gibson	Frank Viola	6th	0
October 8, 1987	at Minnesota	Chet Lemon	Bert Blyleven	2nd	1
October 8, 1987	at Minnesota	Lou Whitaker	Bert Blyleven	8th	0
October 10, 1987	Minnesota	Pat Sheridan	Jeff Reardon	8th	1
October 12, 1987	Minnesota	Matt Nokes	Bert Blyleven	4th	1
October 12, 1987	Minnesota	Chet Lemon	Juan Berenguer	8th	0
October 10, 2006	at Oakland	Brandon Inge	Barry Zito	3rd	0
October 10, 2006	at Oakland	Ivan Rodriguez	Barry Zito	4th	0
October 11, 2006	at Oakland	Alexis Gomez	Esteban Loaiza	6th	1
October 11, 2006	at Oakland	Curtis Granderson	Huston Street	9th	0
October 13, 2006	Oakland	Craig Monroe	Rich Harden	5th	0
October 14, 2006	Oakland	Magglio Ordoñez	Dan Haren	6th	0
October 14, 2006	Oakland	Magglio Ordoñez	Huston Street	9th	2
October 10, 2011	at Texas	Ryan Raburn	Derek Holland	3rd	2
October 11, 2011	Texas	Victor Martinez	Colby Lewis	4th	0
October 11, 2011	Texas	Jhonny Peralta	Colby Lewis	6th	0
October 11, 2011	Texas	Miguel Cabrera	Koji Uehara	7th	0
October 12, 2011	Texas	Brandon Inge	Alexi Ogando	7th	0
October 13, 2011	Texas	Alex Avila	C.J. Wilson	3rd	0
October 13, 2011	Texas	Delmon Young	C.J. Wilson	4th	0
October 13, 2011	Texas	Delmon Young	C.J. Wilson	6th	1
October 13, 2011	Texas	Ryan Raburn	Koji Uehara	7th	0
October 15, 2011	at Texas	Miguel Cabrera	Derek Holland	1st	0
October 15, 2011	at Texas	Jhonny Peralta	Derek Holland	2nd	0
October 15, 2011	at Texas	Austin Jackson	Derek Holland	5th	1
October 15, 2011	at Texas	Miguel Cabrera	Mike Adams	8th	0

TIGERS POSTSEASON HOME RUNS



LEAGUE CHAMPIONSHIP SERIES, cont.

DATE	OPPONENT	PLAYER	PITCHER	INN.	ON
October 13, 2012	at New York (AL)	Delmon Young	Derek Lowe	8th	0
October 16, 2012	New York (AL)	Delmon Young	Phil Hughes	4th	0
October 18, 2012	New York (AL)	Miguel Cabrera	CC Sabathia	4th	1
October 18, 2012	New York (AL)	Jhonny Peralta	CC Sabathia	4th	1
October 18, 2012	New York (AL)	Austin Jackson	Derek Lowe	7th	0
October 18, 2012	New York (AL)	Jhonny Peralta	David Robertson	8th	0
October 13, 2013	at Boston	Miguel Cabrera	Clay Buchholz	6th	0
October 13, 2013	at Boston	Alex Avila	Clay Buchholz	6th	2

DIVISION SERIES

DATE	OPPONENT	PLAYER	PITCHER	INN.	ON
October 3, 2006	at New York (AL)	Craig Monroe	Chien-Ming Wang	5th	0
October 3, 2006	at New York (AL)	Curtis Granderson	Mike Myers	7th	0
October 5, 2006	at New York (AL)	Carlos Guillen	Mike Mussina	6th	0
October 6, 2006	New York (AL)	Curtis Granderson	Brian Bruney	7th	0
October 7, 2006	New York (AL)	Magglio Ordoñez	Jaret Wright	2nd	0
October 7, 2006	New York (AL)	Craig Monroe	Jaret Wright	2nd	1
September 30, 2011	at New York (AL)	Delmon Young	CC Sabathia	1st	0
October 2, 2011	at New York (AL)	Miguel Cabrera	Freddy Garcia	1st	1
October 3, 2011	New York (AL)	Delmon Young	Rafael Soriano	7th	0
October 4, 2011	New York (AL)	Victor Martinez	A.J. Burnett	4th	0
October 6, 2011	at New York (AL)	Don Kelly	Ivan Nova	1st	0
October 6, 2011	at New York (AL)	Delmon Young	Ivan Nova	1st	0
October 6, 2012	Oakland	Alex Avila	Jarrod Parker	5th	0
October 10, 2012	at Oakland	Prince Fielder	A.J. Griffin	4th	0
October 8, 2013	Oakland	Jhonny Peralta	Dan Straily	5th	2
October 8, 2013	Oakland	Victor Martinez	Sean Doolittle	7th	0
October 10, 2013	at Oakland	Miguel Cabrera	Sonny Gray	4th	1
October 2, 2014	at Baltimore	Victor Martinez	Chris Tillman	2nd	0
October 2, 2014	at Baltimore	J.D. Martinez	Chris Tillman	2nd	0
October 2, 2014	at Baltimore	Miguel Cabrera	Darren O'Day	8th	0
October 3, 2014	at Baltimore	J.D. Martinez	Wei-Yin Chen	4th	2
October 3, 2014	at Baltimore	Nicholas Castellanos	Wei-Yin Chen	4th	0

TIGERS TRIPLE CROWN

Just 13 Tigers have led the club in batting average, home runs and RBI in the same season, led by Miguel Cabrera and Harry Heilmann, who have each accomplished the feat six times. Six of the players are enshrined in the National Baseball Hall of Fame.

Year	Name	Avg.	HR	RBI	Year	Name	Avg.	HR	RBI
1903	Sam Crawford	.335	4	89	1963	Al Kaline	.312	27	101
1905	Sam Crawford	.297	6	75	1967	Al Kaline	.308	25	78
1907	Ty Cobb	.350	5	116	1975	Willie Horton	.275	25	92
1909	Ty Cobb	.377	9	107	1979	Steve Kemp	.318	26	105
1911	Ty Cobb	.420	8	144	1998	Tony Clark	.291	34	103
1921	Harry Heilmann	.394	19	139	2002	Randall Simon	.301	19	82
1923	Harry Heilmann	.403	18	115	2003	Dmitri Young	.297	29	85
1924	Harry Heilmann	.346	10	113	2007	Magglio Ordoñez	.363	28	139
1925	Harry Heilmann	.393	13	133	2009	Miguel Cabrera	.324	34	103
1927	Harry Heilmann	.398	14	120	2010	Miguel Cabrera	.328	38	126
1928	Harry Heilmann	.328	14	107	2011	Miguel Cabrera	.344	30	105
1933	Charlie Gehringer	.325	12	105	2012	Miguel Cabrera	.330	44	139
1938	Hank Greenberg	.315	58	146	2013	Miguel Cabrera	.348	44	137
1940	Hank Greenberg	.340	41	150	2016	Miguel Cabrera	.316	38	108

Bold indicates led the American League

SHARE THE GAME WITH THE NEXT GENERATION

GET INVOLVED AT PLAYBALL.org




 **PLAY BALL**
USA BASEBALL | USA SOFTBALL

PROUD PARTNERS



TIGERS IN HALL OF FAME



TY COBB

HT: 6-1 WT: 175 BT: L TH: R BORN: 12/18/1886 IN NARROWS, GA

CENTERFIELDER, 1905-26

Full Name: Tyrus Raymond Cobb Elected to Hall of Fame: 1936
 Nickname: "The Georgia Peach" Died: 7/17/1961 in Atlanta, GA

Perhaps the greatest player in baseball history, there is little doubt that Ty Cobb, called a "Genius in Spikes," was the greatest competitor the game has ever seen.

- Received seven more votes than Babe Ruth when elected as one of the five original members of the Hall of Fame... garnered 98.2 percent of the vote, the highest percentage ever until Tom Seaver was elected with 98.8 percent in 1992.
- Owns the highest lifetime batting average (.367) in Major League history.
- His Major League record 4,191 career hits stood for almost 60 years, and single-season Major League record of 96 stolen bases in 1915 stood for nearly 50 years.
- Held the Major League record for career runs scored (2,245) for 75 years until Rickey Henderson surpassed the total during the 2001 season.
- Also ranks second all-time in triples (297) and fourth in doubles (724) and stolen bases (892)...his triples total is second only to Tigers teammate Sam Crawford.
- Batted .400-or-better three times (.420, 1911; .410, 1912; .401, 1922), tied for most in Major League history...one of just two players (Rogers Hornsby) who played their entire career after 1900 to accomplish the feat.
- Was the Chalmers Award winner (American League Most Valuable Player) in 1911 after batting a career-high .420.
- Won the league batting title in 12 out of 14 seasons from 1907-20.
- Drove in more than 100 runs seven times, mostly during the dead-ball era, and led the league in RBI in four of the five years from 1907-11.
- Captured the 1909 Triple Crown, pacing both Major Leagues in batting average (.377), home runs (9) and RBI (107), while leading the Tigers to the final of his three World Series appearances.
- Led the Tigers to consecutive American League pennants in 1907, 1908 and 1909.
- Following a 22-year career with the Tigers, including six seasons (1921-26) as player-manager, played his final two seasons as a member of the Philadelphia Athletics.
- Did not wear a uniform number, as they were not used by the Tigers until the 1930s.



MICKEY COCHRANE


HT: 5-10 WT: 180 BT: L TH: R BORN: 4/6/1903 IN BRIDGEWATER, MA

CATCHER, 1934-37

Full Name: Gordon Stanley Cochrane Elected to Hall of Fame: 1947
 Nickname: "Black Mike" Died: 6/28/1962 in Lake Forest, IL

One of the finest backstops the game has ever produced, Mickey Cochrane took over a fifth-place Tigers club as player-manager in 1934, leading a turnaround that culminated with Detroit winning back-to-back American League pennants and its first World Series Championship in 1935.

- Named the 1934 American League Most Valuable Player, after leading the Tigers to their first AL pennant in 25 years.
- The following season, led the Tigers to their first-ever World Series title, scoring the winning run in the bottom of the ninth inning in Game Six to defeat the Chicago Cubs at Navin Field.
- Of that title-clinching game, Cochrane later said, "It was my greatest day in baseball."
- In May of 1937, after homering off the Yankees' Bump Hadley, Cochrane was beaned in the right temple by a Hadley fastball and remained unconscious for 10 days before finally regaining consciousness...although he continued as Tigers manager for part of the following season, he never played again.
- Known as one of the best batsmen ever to play catcher, posting a lifetime .320 batting average and hitting better than .300 in a season nine times during his career.
- Acquired by the Tigers from the Philadelphia Athletics following the 1933 season in exchange for Johnny Pask and \$100,000...helped the 1929 A's, regarded as one of the greatest teams in baseball history, to the World Series title.
- Also named AL Most Valuable Player in 1928 with the Athletics...spent a total of nine seasons with the A's after coming up to the big leagues in 1925.
- Despite spending just four of his 13 Major League seasons in a Detroit uniform, Cochrane entered the Hall of Fame in 1947 as a Tiger.
- Wore uniform No. 3 while playing for Detroit.



SAM CRAWFORD

HT: 6-0 WT: 190 BT: L TH: L BORN: 4/18/1880 IN WAHOO, NE

RIGHTFIELDER, 1903-17

Full Name: Samuel Earl Crawford


Elected to Hall of Fame: 1957

Nickname: "Wahoo Sam"

Died: 6/15/1968 in Hollywood, CA

Although he spent most of his career in the shadows of the great Ty Cobb, his teammate in the Tigers outfield for 13 seasons, "Wahoo Sam" Crawford carved his niche in baseball history as its most prolific triples hitter ever.

- Led the league in three-baggers six times, once in the National League with Cincinnati and five times in the American League with Detroit...five times he hit more than 20 triples in a season, en route to his career record of 309.
- Is the all-time leader in triples, legging out 309 during his career.
- A lifetime .309 hitter, Crawford was known as one of the hardest hitters of the dead-ball era.
- Led the American League in RBI three times, runs scored once and doubles once.
- Finished his career just 39 hits short of 3,000.
- Batted .314 and led the league with 104 RBI and a career-high 26 triples in 1914, finishing runner-up to Philadelphia's Eddie Collins for the Chalmers Award (American League Most Valuable Player).
- Helped the Tigers to consecutive American League pennants in 1907, 1908 and 1909.
- His nickname derived from his hometown of Wahoo, NE.
- Elected to the Hall of Fame by the Veterans Committee in 1957.



CHARLIE GEHRINGER

HT: 5-11 WT: 180 BT: L TH: R BORN: 5/11/1903 IN FOWLerville, MI

SECOND BASEMAN, 1924-42

Full Name: Charles Leonard Gehringer

Elected to Hall of Fame: 1949

Nickname: "The Mechanical Man"

Died: 1/21/1993 in Bloomfield Hills, MI

Known for his quiet efficiency, Michigan native Charlie Gehringer was not only the best fielding second baseman of his time, but he also hit for power and average...Ty Cobb, who managed the Tigers during Gehringer's first three seasons, called him, aside from Eddie Collins, "the greatest second baseman (he) ever saw."

- Batted over .300 in 13-of-16 full seasons, had 200-or-more hits seven times and posted a lifetime batting average of .320.
- Named the American League Most Valuable Player in 1937 after hitting a career-high .371 to lead the league...finished runner-up to teammate Mickey Cochrane for the Most Valuable Player award in 1934.
- In 1929, led the American League in eight categories including hits, runs, doubles, triples, stolen bases, games, putouts and fielding percentage.
- Hit 15-or-more home runs in a season six times, and had 100-or-more RBI seven times.
- Drilled 60 doubles in 1936, a Tigers record for a lefthanded hitter.
- Batted .375 and handled 39 chances without an error in the 1935 World Series to help Detroit to the title.
- Member of the American League pennant-winning Tigers clubs in 1934 and 1940.
- Had his uniform No. 2 retired by the Tigers on June 12, 1983, the same day that Hank Greenberg's No. 5 was retired.
- Served as the Tigers General Manager from 1951-53.

HARWELL ENSHRINED IN COOPERSTOWN

Ernie Harwell retired as the Tigers play-by-play radio announcer following the 2002 season, his 55th season in Major League Baseball and his 42nd calling Tigers baseball.

He received the Ford C. Frick Award in 1981, presented by the Baseball Hall of Fame for broadcasting excellence. Harwell was the fifth recipient of the honor, becoming the first active broadcaster to be inducted into the Baseball Hall of Fame in Cooperstown.

Harwell was named the play-by-play broadcaster for the Brooklyn Dodgers in 1948, his first Major League appointment. After two seasons with the Dodgers, he moved on to play-by-play work for the Giants and Orioles before coming to Detroit in 1960. He was at the microphone for Bobby Thompson's historic playoff home run in 1951, marking the first coast-to-coast telecast of a major sporting event.

He served as the Tigers radio play-by-play voice from 1960-91, before broadcasting games for Tigers television from 1993-98. Harwell returned to the radio booth for the final season at Tiger Stadium in 1999.




HANK GREENBERG

HT: 6-3 WT: 210 BT: R TH: R BORN: 1/1/1911 IN NEW YORK, NY

FIRST BASEMAN, 1930-46

Full Name: Henry Benjamin Greenberg Elected to Hall of Fame: 1956
 Nickname: "Hammerin' Hank" Died: 9/4/1986 in Beverly Hills, CA

A fearsome run producer and home run hitter, "Hammerin' Hank" Greenberg made the most of a career interrupted by four years of military service during World War II, and another season lost to injury...captured two American League Most Valuable Player awards and a pair of World Series titles.

- Rapped a Tigers record 63 doubles, just four short of the Major League mark, in 1934 in his second full season in the Majors as the Tigers won their first pennant in 25 years.
- Unanimous selection as AL Most Valuable Player in 1935 after leading the league with 36 homers and 170 RBI as the Tigers won their first World Series title, defeating the Chicago Cubs.
- Suffered a broken wrist just 12 games into the 1936 season after beginning the campaign batting .348 with 16 RBI.
- Drove in a career-high 183 runs the next year, one short of Lou Gehrig's 1931 league record.
- In 1938, chased Babe Ruth's 11-year-old single-season home run record (60) before ending the year with a league-best 58 longballs.
- Won AL Most Valuable Player honors again in 1940, his last full season before entering the Army, as he batted a career best .340 and led the league with 50 doubles, 41 home runs and 150 RBI...carried Detroit to its sixth AL pennant.
- Returned from a four-year stint in the Army in July of 1945 and drilled a grand slam on the final day of the season to spur the Tigers back to the World Series...batted .304 with two home runs and seven RBI to lead Detroit past Chicago for its second World Series title.
- Drove in more than 100 runs a total of seven times in his career and hit better than .300 in each of his first seven full seasons, including high marks of .340 in 1940 and .337 in 1937.
- Posted a lifetime slugging percentage of .605, good for seventh-highest in Major League history.
- Completed his brilliant career with one final season in Pittsburgh after being sold by the Tigers to the Pirates on January 18, 1947.
- Had his uniform No. 5 retired by the Tigers on June 12, 1983, the same day that Charlie Gehringer's No. 2 was retired.



HARRY HEILMANN

HT: 6-1 WT: 195 BT: R TH: R BORN: 8/3/1894 IN SAN FRANCISCO, CA

RIGHTFIELDER, 1914-29


Full Name: Harry Edwin Heilmann Elected to Hall of Fame: 1952
 Nickname: "Slug" Died: 7/9/1951 in Southfield, MI

Rated second only to Rogers Hornsby among righthanded hitters of his era, Harry Heilmann batted .390-or-better four times in his career, including .403 in 1923, to capture a quartet of batting titles.

- Bettered the .400 mark (.403) in 1923 to lead the league, collecting 211 hits and driving in 115 runs...in all, batted .340-or-better eight times.
- Led the American League with 237 hits in 1921 and hit .394 to win his first batting title...also won the league batting crown in 1923, 1925 and 1927.
- From 1921-29, drove in at least 100 runs in eight out of nine seasons...drilled at least 40 doubles in eight of his last 10 seasons as a player.
- In 1927, finished runner-up to the Yankees' Lou Gehrig in AL Most Valuable Player balloting, after hitting .398 and winning his final batting title.
- His 1921 total of 139 RBI would have led the league, but Babe Ruth drove in 171 runs that season...three times he ranked second in the AL in slugging percentage behind Ruth.
- Was sold to the Cincinnati Reds on October 14, 1929, where he played in 1930 and 1932...batted .333 in 1930 with 19 home runs, two off his career best, and 91 RBI.
- After his playing career, broadcasted Tigers games on the radio from 1934-51.
- Elected to the Hall of Fame posthumously by the Veterans Committee in 1952.

KALINE WINS BATTING TITLE AT AGE 20

In 1955, Hall-of-Famer Al Kaline had one of the best seasons of his career at the age of 20. That season, he became the youngest player ever to win the American League batting crown -- besting the immortal Ty Cobb by one day -- and took the title in the American League by 21 points with a career-best .340 batting average. In fact, his batting average led the entire Major Leagues, ending up two points better than Richie Ashburn of the Phillies, who won the National League crown. Kaline registered a career-high 200 hits, hit 27 home runs and drove in 102 runs that year. He wound up second in the American League Most Valuable Player balloting, finishing 17 points behind Yankees catcher Yogi Berra.



HUGHIE JENNINGS

HT: 5-8 WT: 165 BT: R TH: R BORN: 4/2/1869 IN PITTSBURGH, PA

SHORTSTOP/MANAGER, 1907-20

Full Name: Hugh Ambrose Jennings

Elected to Hall of Fame: 1945

Nickname: "Hustling Hughie"

Died: 2/1/1928 in Scranton, PA

Detroit's manager from 1907-1920, Jennings piloted teams which featured all-time greats Ty Cobb, Harry Heilmann and Sam Crawford, and he led the Tigers to three consecutive American League pennants from 1907-09.

- An outstanding shortstop in his playing days, had his best years with the National League's Baltimore Orioles between 1893 and 1899...drove in more than 100 runs three times, batted .398 in 1896 and led the league in fielding four times.
- With Detroit, served as player-manager from 1907-1918, although he only appeared in a handful of games and had just nine at-bats in those 12 years...became full-time manager for his final two seasons in a Tigers uniform.
- Although his Tigers won three straight league titles, they lost in the World Series each time, twice to the Cubs and once to the Pirates.
- Elected to the Hall of Fame posthumously by the Veterans Committee in 1945.



AL KALINE

HT: 6-2 WT: 180 BT: R TH: R BORN: 12/19/1934 IN BALTIMORE, MD

RIGHTFIELDER, 1953-74

Full Name: Albert William Kaline

Elected to Hall of Fame: 1980

Nickname: "Mr. Tiger"

If any player defined the Tigers during the last half-century it was Al Kaline, and in 1980, he became just the 10th player ever elected to the Hall of Fame in his first year of eligibility...at the time of his retirement, Kaline and Ty Cobb were the only Tigers ever to play 20-or-more seasons in a Detroit uniform.

- Runner-up for the American League Most Valuable Player award in 1955 and 1963, finishing second to Yankees catchers Yogi Berra and Elston Howard, respectively...both seasons, despite the vote of the baseball writers, *The Sporting News* chose Kaline as its Player of the Year.
- Won the league's batting crown in 1955 by batting .340 in just his second full season in the Majors...accomplished the feat at age 20, making him the youngest batting champion in AL history.
- Came back from a broken arm earlier in the season to bat .379 against the Cardinals in the 1968 World Series...had two home runs among his 11 hits in the series and drove in eight runs, furthering his reputation as a tremendous clutch performer.
- Selected to 18 All-Star Games over his career, including 15-of-16 between 1955 and 1967 (selected to two games each season, 1959-61)...selected to the All-Star squad in 1964 and 1967 but did not play due to injury.
- Hit .300-or-better and drilled 20-or-more home runs nine times, each during his career.
- An outstanding defensive player renowned for his powerful arm, he captured 10 Gold Gloves, enjoyed a streak of 242 straight errorless games and played in 16 All-Star games without committing a miscue.
- Spent the 1974 season as a full-time designated hitter and rapped his 3,000th career hit off the Orioles' Dave McNally that season, making him the first American Leaguer since Eddie Collins in 1925 to reach that milestone.
- Ended his career with 3,007 hits, breaking Al Simmons' 30-year-old American League record for hits by a righthanded batter.
- Also posted 399 career home runs while maintaining a .297 lifetime batting average.
- Had his No. 6 retired by the Tigers on August 17, 1980, making him the first Tigers player ever to have his number retired.
- Has spent every year since 1976 in the Tigers organization, first as a television color analyst (1976-2001) and more recently as a special assistant to the general manager.

SPARKY'S LEGACY HONORED AT COOPERSTOWN

On July 23, 2000, former Tigers manager Sparky Anderson took his place amongst baseball's best as he was inducted into the National Baseball Hall of Fame in Cooperstown, NY. Anderson was voted in during his first year of eligibility for the honor.

Anderson completed his managerial career after the 1995 season with a Tigers-record 1,331 victories. His total record of 2,194-1,834, including nine seasons and two World Championships as manager of the Cincinnati Reds, was good enough for a .545 career winning percentage.

Only the fourth manager in baseball history to manage 4,000 games, Anderson is the only manager to hold the career victory record for two different franchises. Additionally, he was the first manager to lead teams from both leagues to a World Series title and to record 100 victories in one season in both leagues.

The Tigers retired Anderson's number 11 as part of a ceremony on June 26, 2011.




GEORGE KELL

HT: 5-9 WT: 175 BT: R TH: R BORN: 8/23/1922 IN SWIFTON, AR

THIRD BASEMAN, 1946-52

Full Name: George Clyde Kell Elected to Hall of Fame: 1983
Died: 3/24/2009 in Swifton, AR

The American League's foremost third baseman in the 1940s and '50s, George Kell is one of just 17 third basemen enshrined in the National Baseball Hall of Fame.

- Won the 1949 American League batting crown with a .343 average, nosing out Boston's Ted Williams on the final day of the season.
- Selected to 10 All-Star Games, including eight straight between 1947 and 1954.
- Batted over .300 nine times and led the AL in hits in 1950 and 1951...also led the league in doubles both seasons.
- Was acquired by the Tigers on May 18, 1946, from the Philadelphia Athletics in exchange for outfielder Barney McCoskey.
- In seven seasons with the Tigers from 1946-52, he batted below .300 just once, in 1952, when he was traded to the Red Sox 39 games into the season.
- Known for sure hands and a strong, accurate arm, he led AL third basemen in fielding percentage seven times.
- Wore uniform No. 21 from 1946-50 and No. 7 in 1951-52 with the Tigers.
- Was included in an eight-player trade on June 3, 1952, in which he, Dizzy Trout, Hoot Evers and Johnny Lipon were sent from the Tigers to Boston in exchange for Johnny Pesky, Walt Dropo, Bill Wight, Fred Hatfield and Don Lenhardt.
- Also played for the White Sox and Orioles before retiring in 1957.
- Elected to the Hall of Fame in 1983 by the Veterans Committee.
- Began broadcasting full-time after retiring as a player, and, except for 1964, called Tigers baseball every year from 1959-96...retired from broadcasting in January, 1997.



HEINIE MANUSH

HT: 6-1 WT: 200 BT: L TH: L BORN: 7/20/1901 IN TUSCUMBIA, AL

LEFTFIELDER, 1923-27

Full Name: Henry Emmett Manush Elected to Hall of Fame: 1964
Died: 5/12/1971 in Sarasota, FL


A lifetime .330 hitter, outfielder Heinie Manush played for six teams over 17 seasons, but entered the Hall of Fame as a Detroit Tiger after playing his first five years with the club.

- Played his first three seasons in the big leagues for manager Ty Cobb, and won his lone batting title in 1926 under Cobb's tutelage, batting .378...overtook Babe Ruth by going six-for-nine in a doubleheader on the last day of the season.
- In 1928, his first season with the St. Louis Browns, collected 241 hits, just 16 short of George Sisler's 1920 Major League record...again batted .378 but lost the batting title by a single point to Washington's Goose Goslin.
- Topped the 200-hit mark four times in his career...also posted 40-or-more doubles six times, leading the league in 1928 and 1929, and topped the American League with 17 triples in 1933.
- Finished as runner-up to Jimmie Foxx for the batting title in 1933 after hitting .336...was selected to his only All-Star game in 1934.
- In 7,654 career at-bats, fanned just 345 times (never more than 30 times in a season).
- Was traded from Detroit to the St. Louis Browns on Dec. 2, 1927, along with Lu Blue in exchange for Chick Galloway, Elam Vangilder and Harry Rice.
- Elected to the Hall of Fame by the Veterans Committee in 1964.

STEARNES' STAR SHINES AT HALL OF FAME

Norman "Turkey" Stearnes, a standout slugger for the Detroit Stars of the Negro League, earned his spot in baseball history as he was inducted into the National Baseball Hall of Fame in 2000. Stearnes, a gifted outfielder and powerful hitter, played for the Stars from 1923-30 and in 1937, and he also played with several other Negro League teams. Legendary Negro League player Satchel Paige was quoted as saying that "Turkey Stearnes was one of the greatest hitters we ever had...he was as good as anybody who ever played baseball."

Following his successful career in baseball, Stearnes and his wife, Nettie, stayed in Detroit. Stearnes could almost always be found at Tigers home games before he passed away on September 7, 1979 at the age of 78. Nettie Stearnes and the Stearnes' family, friends and former teammates were tireless in their efforts to have Turkey's accomplishments rightfully recognized with the sport's highest honor. In 2000, Turkey Stearnes' legacy was finally given its due recognition with his induction into the Baseball Hall of Fame.



HAL NEWHOUSER

HT: 6-2 WT: 192 BT: L TH: L BORN: 5/20/1921 IN DETROIT, MI

LEFTHANDED PITCHER, 1939-53

Full Name: Harold Newhouser

Elected to Hall of Fame: 1992

Nickname: "Prince Hal"

Died: 11/10/1998 in Bloomfield Hills, MI

The only pitcher in Major League history to win back-to-back league Most Valuable Player awards, Hal Newhouser, Detroit born-and-raised, was one of the most dominant pitchers of the 1940s.

- Captured his first Most Valuable Player award in 1944 after leading the Majors with a 29-9 record and 187 strikeouts... his 29 victories tied George Mullin's 1909 club record.
- Named Most Valuable Player again the following season, becoming just the third American League pitcher to lead base in wins (25), ERA (1.81) and strikeouts (212) all in the same season...his 29 complete games, eight shutouts and 313.1 innings pitched also led the Majors.
- Spent 15 of his 17 big-league seasons in a Tigers uniform and during that span was a seven-time All-Star, led the American League in victories four times, led the league in strikeouts and ERA twice each and hurled back-to-back 300-plus inning seasons in 1944 and 1945.
- From 1944-48, won 20-or-more games in four of the five years and rode his explosive fastball to a total of 118 wins, 107 complete games and 993 strikeouts...also allowed just 40 home runs and twice posted an ERA under 2.00 during that span.
- Retired in 1955 after two seasons as a reliever with Cleveland.
- On July 27, 1997, he became the fourth Tigers player to have his uniform number retired by the club (No. 16).
- Elected to the Hall of Fame by the Veterans Committee in 1992.

OTHER EX-TIGERS IN THE NATIONAL BASEBALL HALL OF FAME

Player	Pos.	Year Elected	Years at Detroit	Playing Career
Sparky Anderson	Manager	2000	1979-95 (Mgr.)	1953-63
Earl Averill	CF	1975	1939-40	1929-41
Ed Barrow	Executive	1953	1903-04 (Mgr.)	—
Dan Brouthers	1B	1945	1886-88*	1879-04
Jim Bunning	RHP	1996	1955-63	1955-71
Larry Doby	OF	1998	1959	1947-59
Billy Evans	Umpire	1973	1947-51 (GM)	—
Rick Ferrell	C	1984	1950-92 (GM/Scout)	1929-47
Joe Gordon	2B	2009	1956 (Coach), 1960 (Mgr.)	1938-50
Goose Goslin	LF	1968	1934-37	1921-38
Ned Hanlon	Manager	1996	1881-88*	1880-92
Bucky Harris	Manager	1975	1929-33, 1955-56	1919-31
Whitey Herzog	Manager	2010	1963	1956-63
Waite Hoyt	RHP	1969	1930-31	1918-38
Eddie Mathews	3B	1978	1967-68	1952-68
Ivan "Pudge" Rodriguez	C	2017	2004-08	1991-2011
Al Simmons	LF	1953	1936	1924-44
Sam Thompson	RF	1974	1885-88*, 1906	1885-06

*Detroit in National League

TIGERS IN THE HALL OF FAME GAME

July 10, 1944

New York Giants

Postponed

TIGERS

Rain

June 13, 1946

New York Giants

9 13 0

TIGERS

5 10 1

(Attendance: 9,681)

July 23, 1956

TIGERS

10 15 2

New York Giants

11 17 5

(Attendance: 8,500)

July 22, 1968

Pittsburgh Pirates

1 7 1

TIGERS

10 13 5

(Attendance: 9,866)

August 7, 1978

New York Mets

4 7 0

TIGERS

4 5 2

(Attendance: 9,980)

(6 inn.)

August 13, 1984

TIGERS

7 10 3

Atlanta Braves

5 9 0

(Attendance: 9,791)

July 31, 1995

TIGERS

6 8 0

Chicago Cubs

8 15 2

(Attendance: 9,791)

May 23, 2005

Boston Red Sox

4 9 1

TIGERS

6 11 0

(Attendance: 9,773)



NATIONAL BASEBALL HALL OF FAME AND MUSEUM

25 Main Street, Cooperstown, New York 13326
Phone: (607) 547-7200 **Fax:** (607) 547-2044
Public Relations: (607) 547-0215
E-mail address: info@baseballhall.org

Website: baseballhall.org

Summer Hours: Memorial Day Weekend - Labor Day Weekend: 9 a.m. to 9 p.m.

Regular Hours: 9 a.m. to 5 p.m.

Holiday Closings: Thanksgiving Day, Christmas Day, and New Year's Day.

DIRECTORY: Jane Forbes Clark (Chairman), Joe Morgan (Vice Chairman), Jeff Idelson (President), Jeff Jones (Senior Vice President of Finance and Administration), Sean Gahagan (Vice President, Retail Merchandising & Licensing), Erik Strohl (Vice President, Exhibitions and Collections), Ken Meifert (Vice President, Sponsorship & Development)

RESEARCH AND LIBRARY CONTACTS: Jim Gates (Librarian)

PR CONTACTS: Susan Shestakofsky (Vice President, Communications & Education) and Craig Muder (Comm. Director)

HALL OF FAME WEEKEND 2018: July 27-30

Class of 2018: Vladimir Guerrero, Trevor Hoffman, Chipper Jones, Jack Morris, Jim Thome, Alan Trammell

Awards: Sat. July 28, 4:30 p.m. ET, Doubleday Field

Induction: Sun. July 29, 1:30 p.m. ET, Clark Sports Center

HALL OF FAME CLASSIC 2018: May 25-27

Legends Game and Special Events

Game: Sat. May 26, 2 p.m., Doubleday Field;

For more information, visit baseballhall.org

TIGERS IN THE HALL OF FAME

A total of 26 former Detroit Tigers players, managers and executives have earned enshrinement into the National Baseball Hall of Fame and Museum, including 2018 electees Jack Morris and Alan Trammell. Twelve of these 24 spent the majority of their careers in a Tigers uniform including: Sparky Anderson, Jim Bunning, Ty Cobb, Sam Crawford, Charlie Gehringer, Hank Greenberg, Harry Heilmann, Al Kaline, George Kell, Hal Newhouser, Jack Morris and Alan Trammell. For a complete list of Detroit Tigers in the Hall of Fame, visit www.baseballhall.org.

NOTABLE TIGERS ARTIFACTS IN COOPERSTOWN

- Pullover worn by former Tigers manager Jim Leyland March 22, 2017, during the World Baseball Classic finals.
- Jersey worn by Cy Young and MVP Award winner Justin Verlander during his 20th win of the season on August 27, 2011.
- Ball from Justin Verlander's second career no-hit game on May 7, 2011.
- Spikes worn by Armando Galarraga and the first base bag from his June 2, 2010 near-perfect game against the Indians.
- Helmet worn by Miguel Cabrera during the 2009 World Baseball Classic with Team Venezuela.
- Jersey worn by Curtis Granderson on Sept. 9, 2007, when he stole his 20th base of the season, making him the third player in history to hit at least 20 doubles, triples and home runs while also stealing 20 bases.
- Glove used by Placido Polanco record-setting 2007 season, in which he played 141 games at second without an error.
- Ball from Justin Verlander's no-hitter against the Milwaukee Brewers on June 12, 2007, the sixth no-hitter in Tigers' history and first at Comerica Park.
- Bat used by 2006 ALCS MVP Placido Polanco throughout the series.
- Bat used by Magglio Ordoñez to hit the game-winning, series-clinching, walk-off home run in Game Four of the 2006 ALCS.
- Second base from Alan Trammell and Lou Whitaker's final game together at Tiger Stadium in 1999.



Pullover worn by former Tigers manager Jim Leyland at the 2017 WBC.

A LOOK AHEAD TO 2019

Ballots for the 2019 Hall of Fame/BBWAA election will be distributed following the 2018 season with results from the voting scheduled to be announced in January 2019. A partial list of first-year candidates for election includes: Roy Halladay, Todd Helton, Andy Pettitte and Mariano Rivera. Historical information on past BBWAA elections and the election process can be accessed at www.baseballhall.org or by contacting the Hall of Fame Communications department.

CONNECT TO COOPERSTOWN

- For up-to-the-minute news from Cooperstown, visit at www.baseballhall.org. Stay up-to-date on all the activity at the Hall of Fame's official site and through social networking on Facebook, Instagram, Twitter and YouTube.
- If you would like to receive interesting stories and timely news items direct from the Hall of Fame and get the inside track on the latest happenings in Cooperstown, sign up for *Inside Pitch*. There's no cost to receive our weekly electronic newsletter in your e-mail box at home or work and it's easy to enroll. Just log on to www.baseballhall.org/support.
- If you have an interest in receiving *Around The Horn*, the Hall's monthly media newsletter, please send an e-mail to info@baseballhall.org. Be sure to include your name, name of organization and e-mail address. Or visit www.baseballhall.org/media-info.

RESEARCH ASSISTANCE

The Hall of Fame is pleased to provide assistance in baseball research and members of the media are encouraged to utilize this valuable baseball resource whenever necessary by calling the Public Relations department at (607) 547-0215, or the Library Reference desk at (607) 547-0330.

AWARD WINNERS





TIGERS AWARD WINNERS

BASEBALL WRITERS ASSOCIATION OF AMERICA AWARDS

Chalmers Award <i>(AL MVP from 1911-14)</i> 1911 Ty Cobb OF	1945 Hal Newhouser LHP 1968 Denny McLain RHP 1984 Willie Hernandez LHP 2011 Justin Verlander RHP 2012 Miguel Cabrera 3B 2013 Miguel Cabrera 3B	AL Cy Young Award 1968 Denny McLain* RHP 1969 Denny McLain# RHP 1984 Willie Hernandez LHP 2011 Justin Verlander* RHP 2013 Max Scherzer RHP	1978 Lou Whitaker 2B 2006 Justin Verlander RHP 2016 Michael Fulmer RHP
AL Most Valuable Player 1934 Mickey Cochrane C 1935 Hank Greenberg 1B 1937 Charlie Gehringer 2B 1940 Hank Greenberg OF 1944 Hal Newhouser LHP		AL Rookie of the Year 1953 Harvey Kuenn SS 1976 Mark Fidrych RHP	AL Manager of the Year 1984 Sparky Anderson 1987 Sparky Anderson 2006 Jim Leyland <i>*Unanimous Selection; #Tied</i>

THE SPORTING NEWS AWARDS

ML Player of the Year 1945 Hal Newhouser LHP 1968 Denny McLain RHP 2011 Justin Verlander RHP 2012 Miguel Cabrera 3B 2013 Miguel Cabrera 3B	2011 Justin Verlander RHP 2012 Justin Verlander RHP 2013 Max Scherzer RHP	Executive of the Year 1940 Walter O. Briggs, Sr. 1968 James A. Campbell 2011 David Dombrowski	1991 Mickey Tettleton C Cecil Fielder 1B 1992 Mickey Tettleton C Travis Fryman SS 1998 Damian Easley 2B 1999 Dean Palmer 3B 2004 Ivan Rodriguez OF 2007 Magglio Ordoñez C Placido Polanco 2B 2010 Miguel Cabrera 1B 2011 Alex Avila C 2012 Miguel Cabrera 3B Prince Fielder 1B 2013 Miguel Cabrera 3B Torii Hunter OF 2014 Victor Martinez DH 2015 Miguel Cabrera 1B J.D. Martinez OF 2016 Miguel Cabrera 1B
AL Most Valuable Player 1935 Hank Greenberg 1B 1937 Charlie Gehringer 2B 1940 Hank Greenberg OF 1945 Eddie Mayo 2B	AL Fireman of the Year 1973 John Hiller LHP	Silver Slugger Award 1980 Lance Parrish C 1982 Lance Parrish C Lou Whitaker 2B 1983 Lance Parrish C Lou Whitaker 2B 1984 Lance Parrish C Lou Whitaker 2B 1985 Lou Whitaker 2B 1986 Lance Parrish C 1987 Matt Nokes C Lou Whitaker 2B Alan Trammell SS 1988 Alan Trammell SS 1990 Cecil Fielder 1B Alan Trammell SS	
AL Player of the Year 1955 Al Kaline OF 1963 Al Kaline OF 1990 Cecil Fielder 1B	AL Rookie of the Year 2006 Justin Verlander RHP 2010 Austin Jackson OF 2016 Michael Fulmer RHP		
AL Pitcher of the Year 1968 Denny McLain RHP 1969 Denny McLain RHP 1981 Jack Morris RHP 1984 Willie Hernandez LHP	Rookie Pitcher of the Year 1976 Mark Fidrych RHP 1977 Dave Rozema RHP 1987 Mike Henneman RHP		
	AL Manager of the Year 2006 Jim Leyland		
	ML Manager of the Year 1950 Red Rolfe 1968 Mayo Smith		

RELIEF MAN AWARDS

Rolands AL Relief Man 2000 Todd Jones RHP	MLB Delivery Man 2011 Jose Valverde RHP
---	---

AMERICAN LEAGUE AWARDS

Outstanding Designated Hitter 1975 Willie Horton 1978 Rusty Staub 2014 Victor Martinez	Rookie of the Month 2006 Justin Verlander May 2009 Rick Porcello May 2010 Austin Jackson April Brennan Boesch May Brennan Boesch June	1991 Tony Phillips 5/26 Walt Terrell 8/25 1992 Rob Deer 9/21 1993 Travis Fryman 4/18 Cecil Fielder 6/20 Dan Gladden 8/15 1995 Kirk Gibson 5/28 1996 Tony Clark 9/29 1997 Tony Clark 4/20 Brian Hunter 7/6 1998 Damion Easley 5/24 Joe Randa 9/13 2000 Bobby Higginson 6/12 Tony Clark 6/19 Bobby Higginson 9/25 2001 Bobby Higginson 7/12 2002 Robert Fick 6/10 Randall Simon 7/22 2003 Dmitri Young 5/26 2004 Jason Johnson 7/5 Bobby Higginson 8/16 2005 Dmitri Young 4/4 2006 Chris Shelton 4/2 Justin Verlander 5/22 2007 Magglio Ordoñez 4/23 Gary Sheffield 6/4 Justin Verlander 6/11 Carlos Guillen 6/18 Curtis Granderson 7/9 2008 Miguel Cabrera 4/14 Magglio Ordoñez 5/19 Matt Joyce 7/7 Miguel Cabrera 7/21 2010 Miguel Cabrera 4/4 Armando Galarraga 5/31 Miguel Cabrera 7/5	2011 Justin Verlander 5/2 Victor Martinez 5/9 Justin Verlander 6/13 Austin Jackson 8/29 Justin Verlander 9/12 2012 Miguel Cabrera 9/4 Miguel Cabrera 9/10 Justin Verlander 9/24 2013 Prince Fielder 4/8 Max Scherzer 6/17 Miguel Cabrera 8/5 Austin Jackson 8/5 2014 J.D. Martinez 6/22 Miguel Cabrera 9/7 2015 Miguel Cabrera 4/13 J.D. Martinez 7/6 2016 Victor Martinez 5/1 Miguel Cabrera 5/22 Cameron Maybin 5/22 Justin Upton 9/25 Miguel Cabrera 10/2 2017 J.D. Martinez 5/21 J.D. Martinez 7/16
Player/Pitcher of the Month 1974 Al Kaline September 1976 Willie Horton April Ron LeFlore May Mark Fidrych June 1983 Lou Whitaker June Jack Morris August 1984 Jack Morris April Alan Trammell April Willie Hernandez June 1987 Doyle Alexander September Alan Trammell September 1990 Cecil Fielder August 1993 Bill Glickson August 2000 Steve Sparks August 2004 Ivan Rodriguez June 2007 Magglio Ordoñez August 2008 Miguel Cabrera July 2009 Justin Verlander May 2011 Justin Verlander June Doug Fister September 2012 Miguel Cabrera August Justin Verlander September 2013 Miguel Cabrera May Miguel Cabrera August 2014 Victor Martinez August Miguel Cabrera September 2016 Jordan Zimmermann April Justin Verlander July Miguel Cabrera September	Player of the Week 1975 Willie Horton 8/3 1976 Willie Horton 4/25 Ron LeFlore 5/9 Ben Oglivie 6/6 1978 Jason Thompson 6/25 1979 Lance Parrish 5/29 1980 Alan Trammell 5/12 Tom Brookens 8/18 Steve Kemp 9/14 1981 Kirk Gibson 8/24 Kirk Gibson 9/28 1982 Larry Herndon 5/17 1983 Milt Wilcox 4/11 Lou Whitaker 6/6 1984 Jack Morris 4/2 Lance Parrish 6/18 1985 Darrell Evans 5/13 Kirk Gibson 6/3 Darrell Evans 9/16 1986 Kirk Gibson 4/7 Kirk Gibson 6/23 Jack Morris 7/7 Kirk Gibson 7/14 John Grubb 7/21 Jack Morris 9/22 1988 Pat Sheridan 6/27 Chet Lemon 9/26 1990 Cecil Fielder 5/7 Cecil Fielder 8/13		

TIGERS AWARD WINNERS



DETROIT TIGERS AWARDS

TIGER OF THE YEAR

(Selected by the Detroit chapter of the BBWAA)

1965	Don Wert	3B	1979	Steve Kemp	OF	1993	Tony Phillips	OF	2006	Carlos Guillen	SS
1966	Denny McLain	RHP	1980	Alan Trammell	SS	1994	Kirk Gibson	DH/OF	2007	Magglio Ordoñez	OF
1967	Bill Freehan	C	1981	Kirk Gibson	OF	1995	Travis Fryman	3B	2008	Miguel Cabrera	1B
1968	Denny McLain	RHP	1982	Lance Parrish	C	1996	Travis Fryman	3B/SS	2009	Justin Verlander	RHP
1969	Denny McLain	RHP	1983	Lou Whitaker	2B	1997	Tony Clark	1B	2010	Miguel Cabrera	1B
1970	Tom Timmerman	RHP	1984	Willie Hernandez	RHP		Bobby Higginson	OF	2011	Justin Verlander	RHP
1971	Mickey Lolich	LHP	1985	Darrell Evans	1B	1998	Damon Easley	2B	2012	Miguel Cabrera	3B
1972	Ed Brinkman	SS	1986	Jack Morris	RHP	1999	Dean Palmer	3B	2013	Miguel Cabrera	3B
1973	John Hiller	LHP	1987	Alan Trammell	SS	2000	Bobby Higginson	OF	2014	Victor Martinez	DH
1974	Al Kaline	DH	1988	Alan Trammell	SS	2001	Steve Sparks	RHP	2015	J.D. Martinez	OF
1975	Willie Horton	DH	1989	Lou Whitaker	2B	2002	Randall Simon	1B/DH	2016	Justin Verlander	RHP
1976	Mark Fidrych	RHP	1990	Cecil Fielder	1B	2003	Dmitri Young	OF/DH	2017	Justin Upton	OF
1977	Ron LeFlore	OF	1991	Cecil Fielder	1B	2004	Ivan Rodriguez	C			
1978	Ron LeFlore	OF	1992	Cecil Fielder	1B	2005	Placido Polanco	2B			

TIGER ROOKIE OF THE YEAR

(Selected by the Detroit Sports Media Association)

1969	Mike Kilkenny	LHP	1982	Glenn Wilson	OF	1995	Bobby Higginson	OF	2008	Armando Galarraga	RHP
1970	Elliott Maddox	3B/OF	1983	Dave Gumpert	RHP	1996	Tony Clark	1B	2009	Rick Porcello	RHP
1971	(No Award)		1984	Barbaro Garbey	1B	1997	Deivi Cruz	SS	2010	Austin Jackson	OF
1972	Chuck Seelbach	RHP	1985	Nelson Simmons	OF	1998	Matt Anderson	RHP	2011	Al Alburquerque	RHP
1973	Dick Sharon	OF	1986	Eric King	RHP	1999	Gabe Kapler	OF	2012	Quintin Berry	OF
1974	Ron LeFlore	OF	1987	Matt Nokes	C	2000	Jose Macias	2B/3B	2013	José Iglesias	SS
1975	Vern Ruhle	RHP	1988	Paul Gibson	LHP	2001	Victor Santos	RHP	2014	Nicholas Castellanos	3B
1976	Mark Fidrych	RHP	1989	Kevin Ritz	RHP	2002	Carlos Pena	1B	2015	James McCann	C
1977	Dave Rozema	RHP	1990	Travis Fryman	SS	2003	Craig Monroe	OF	2016	Michael Fulmer	RHP
1978	Lou Whitaker	2B	1991	Milt Cuyler	OF	2004	Nook Logan	OF	2017	Dixon Machado	INF
1979	Lynn Jones	OF	1992	Scott Livingstone	3B	2005	Curtis Granderson	OF			
1980	Rick Peters	OF	1993	Chris Gomez	SS	2006	Justin Verlander	RHP			
1981	(No Award)		1994	Chris Gomez	SS	2007	Ryan Raburn	OF			

KING TIGER

(Congeniality Award by Tigers Fan Clubs 1961-80, Currently selected by the Mayo Smith Society)

1961	Steve Boros	3B	1971	Fred Scherman	LHP	1981-2003	None Awarded	2012	Miguel Cabrera	3B	
1962	Mike Roark	C	1972	Fred Scherman	LHP	2004	Carlos Guillen	SS	2013	Max Scherzer	RHP
1963	Bill Freehan	C	1973	John Hiller	RHP		Ivan Rodriguez	C	2014	Victor Martinez	DH
1964	Hank Aguirre	LHP	1974	Mickey Lolich	LHP	2005	Placido Polanco	2B	2015	J.D. Martinez	OF
1965	Don Wert	3B	1975	Bill Freehan	C	2006	Kenny Rogers	LHP	2016	Ian Kinsler	2B
1966	Dick McAuliffe	2B	1976	Mickey Stanley	OF	2007	Magglio Ordoñez	OF		Justin Verlander	RHP
1967	Bill Freehan	C	1977	Mickey Stanley	OF	2008	Miguel Cabrera	1B	2017	Nicholas Castellanos	OF
1968	Bill Freehan	C	1978	Lance Parrish	C	2009	Justin Verlander	RHP			
1969	Norm Cash	1B	1979	Steve Kemp	OF	2010	Miguel Cabrera	1B			
1970	Al Kaline	OF	1980	Alan Trammell	SS	2011	Justin Verlander	RHP			

10TH MAN AWARD

(Selected by the Detroit Baseball Society)

2011	Don Kelly	INF/OF	2013	Don Kelly	INF/OF	2017	John Hicks	C/1B
2012	Quintin Berry	OF	2016	Andrew Romine	INF/OF			

OTHER AWARDS

RAWLINGS GOLD GLOVE AWARDS

1957	Al Kaline	OF	1966	Bill Freehan	C	1976	Aurelio Rodriguez	3B	1988	Gary Pettis	OF
1958	Frank Bolling	2B		Al Kaline	OF	1980	Alan Trammell	SS	1989	Gary Pettis	OF
	Al Kaline	OF	1967	Bill Freehan	C	1981	Alan Trammell	SS	2004	Ivan Rodriguez	C
1959	Al Kaline	OF		Al Kaline	OF	1983	Lance Parrish	C	2006	Ivan Rodriguez	C
1961	Al Kaline	OF	1968	Bill Freehan	C		Alan Trammell	SS		Kenny Rogers	P
	Frank Lary	P		Mickey Stanley	OF		Lou Whitaker	2B	2007	Placido Polanco	2B
1962	Al Kaline	OF	1969	Bill Freehan	C	1984	Lance Parrish	C		Ivan Rodriguez	C
1963	Al Kaline	OF		Mickey Stanley	OF		Lou Whitaker	2B	2009	Placido Polanco	2B
1964	Al Kaline	OF	1970	Mickey Stanley	OF		Alan Trammell	SS	2015	Yoanis Céspedes	LF
1965	Bill Freehan	C	1972	Ed Brinkman	SS	1985	Lance Parrish	C	2016	Ian Kinsler	2B
	Al Kaline	OF	1973	Mickey Stanley	OF		Lou Whitaker	2B			

Sport Magazine World Series MVP

1968	Mickey Lolich	LHP
1984	Alan Trammell	SS

Babe Ruth Award (World Series MVP)

1968	Mickey Lolich	LHP
1984	Jack Morris	RHP

AL Championship Series MVP

1984	Kirk Gibson	OF
2006	Placido Polanco	2B
2012	Delmon Young	OF

AL Comeback Player of the Year

1965	Norm Cash	1B
1971	Norm Cash	1B
1973	John Hiller	LHP

Hank Aaron Award

2012	Miguel Cabrera	3B
2013	Miguel Cabrera	3B

Roberto Clemente Award

1973	Al Kaline	OF
------	-----------	----

Cronin Trophy

1974	Al Kaline	DH
------	-----------	----

Gehrig Trophy

1970	Al Kaline	OF
------	-----------	----

Hutch Award

1970	Al Kaline	OF
1973	John Hiller	LHP

BASEBALL AMERICA AWARDS

ML Rookie of the Year	2006	Justin Verlander	RHP
-----------------------	------	------------------	-----

ML Manager of the Year	2006	Jim Leyland	
------------------------	------	-------------	--

ML Executive of the Year	2006	David Dombrowski	
--------------------------	------	------------------	--



TIGERS AWARD WINNERS

PLAYERS CHOICE AWARDS

AL Outstanding Pitcher	Player of the Year	AL Outstanding Rookie	Marvin Miller Man of Year
2011 Justin Verlander RHP	2011 Justin Verlander RHP	2006 Justin Verlander RHP	2009 Curtis Granderson OF
2013 Max Scherzer RHP	2012 Miguel Cabrera 3B	2010 Austin Jackson OF	2010 Brandon Inge 3B
AL Outstanding Player	2013 Miguel Cabrera 3B	2016 Michael Fulmer RHP	
2012 Miguel Cabrera 3B			
2013 Miguel Cabrera 3B			

TIGERS TOP 10 FINISHERS IN THE MOST VALUABLE PLAYER VOTING

1932 Charlie Gehringer t-9th	1945 Hal Newhouser 1st	1964 Bill Freehan t-7th	1992 Cecil Fielder 9th
1933 Charlie Gehringer 6th	Eddie Mayo 2nd	1965 Willie Horton 8th	2004 Ivan Rodriguez 10th
1934 Mickey Cochrane 1st	Paul Richards 10th	Don Wert t-10th	2006 Carlos Guillen 10th
Charlie Gehringer 2nd	Hal Newhouser 2nd	1966 Al Kaline 7th	2007 Magglio Ordoñez 2nd
Schoolboy Rowe 4th	Hank Greenberg 8th	1967 Bill Freehan 3rd	Curtis Granderson 10th
Hank Greenberg 6th	1947 George Kell 5th	Al Kaline 5th	2009 Miguel Cabrera 4th
Marv Owen 9th	1948 Hal Newhouser 9th	1968 Denny McLain 1st	2010 Miguel Cabrera 2nd
1935 Hank Greenberg 1st	1949 George Kell 8th	Bill Freehan 2nd	2011 Justin Verlander 1st
Charlie Gehringer 6th	Vic Wertz 10th	Willie Horton 4th	Miguel Cabrera 5th
Mickey Cochrane 7th	1950 George Kell 4th	Dick McAuliffe 7th	2012 Miguel Cabrera 1st
1936 Charlie Gehringer 4th	Vic Wertz 10th	1969 Denny McLain 6th	Justin Verlander 8th
Tommy Bridges 9th	1954 Harvey Kuenn 8th	1971 Mickey Lolich 5th	Prince Fielder 9th
1937 Charlie Gehringer 1st	1955 Al Kaline 2nd	1972 Ed Brinkman 9th	2013 Miguel Cabrera 1st
Hank Greenberg 3rd	1956 Al Kaline 3rd	Mickey Lolich 10th	2014 Victor Martinez 2nd
1938 Hank Greenberg 3rd	Harvey Kuenn 4th	1973 John Hiller t-4th	Miguel Cabrera 9th
Charlie Gehringer 10th	1957 Jim Bunning 9th	1978 Rusty Staub 5th	2016 Miguel Cabrera t-9th
1940 Hank Greenberg 1st	Al Kaline 10th	1983 Lou Whitaker 8th	
Bobo Newsom 4th	1959 Al Kaline 6th	Lance Parrish 9th	
Schoolboy Rowe 7th	Harvey Kuenn 8th	1984 Willie Hernandez 1st	
Rudy York 8th	1961 Norm Cash 4th	Kirk Gibson 6th	
1943 Rudy York 3rd	Frank Lary 7th	Alan Trammell 9th	
Dick Wakefield 6th	Rocky Colavito 8th	1987 Alan Trammell 2nd	
1944 Hal Newhouser 1st	Al Kaline 9th	1988 Alan Trammell 7th	
Dizzy Trout 2nd	1962 Al Kaline 6th	1990 Cecil Fielder 2nd	
Dick Wakefield 5th	1963 Al Kaline 2nd	1991 Cecil Fielder 2nd	

TIGERS TOP 10 FINISHERS IN THE CY YOUNG AWARD VOTING

1961 Frank Lary 3rd	1979 Aurelio Lopez t-7th	1991 Bill Gullickson 8th	2013 Max Scherzer 1st
1968 Denny McLain 1st	1981 Jack Morris 3rd	2000 Todd Jones 5th	Anibal Sanchez 4th
1969 Denny McLain t-1st	1982 Dan Petry 9th	2006 Kenny Rogers t-5th	2014 Max Scherzer 5th
1971 Mickey Lolich 2nd	1983 Jack Morris 3rd	Justin Verlander 7th	David Price 6th
1972 Mickey Lolich 3rd	1984 Willie Hernandez 1st	2007 Justin Verlander t-5th	2016 Justin Verlander 2nd
1973 John Hiller 4th	Dan Petry 5th	2009 Justin Verlander 3rd	Michael Fulmer t-10th
1974 John Hiller 4th	1986 Jack Morris t-7th	2011 Justin Verlander 1st	
1976 Mark Fidrych 2nd	1986 Jack Morris 5th	Jose Valverde 5th	
1977 Dave Rozema 8th	1987 Jack Morris 9th	2012 Justin Verlander 2nd	

TIGERS TOP 10 FINISHERS IN THE ROOKIE OF THE YEAR VOTING

1949 Johnny Groth t-4th	1978 Lou Whitaker 1st	1994 Chris Gomez t-4th	2010 Austin Jackson 2nd
1953 Harvey Kuenn 1st	Alan Trammell t-4th	1996 Tony Clark 3rd	Brennan Boesch t-5th
1954 Al Kaline 3rd	1980 Ricky Peters 6th	1997 Deivi Cruz 4th	2013 José Iglesias 2nd
1961 Jake Wood 6th	1987 Matt Nokes 3rd	2004 Nate Robertson t-8th	2014 Nicholas Castellanos t-8th
1976 Mark Fidrych 1st	Mike Henneman t-6th	2006 Justin Verlander 1st	2016 Michael Fulmer 1st
1977 Dave Rozema 4th	1990 Travis Fryman 6th	2008 Armando Galarraga 5th	
	1991 Milt Cuyler 3rd	2009 Rick Porcello 3rd	

ROBERTO CLEMENTE AWARD

Since 1971, Major League Baseball has annually presented an award that recognizes a player who best exemplifies the game of baseball through sportsmanship, community involvement and positive contributions to his team.

In 1973, following the tragic death of Roberto Clemente, the award was named to honor the man whose spirit and goodwill will always be remembered. The 12-time All-Star and Hall of Famer was killed in a plane crash in 1972 delivering food and medical supplies to earthquake victims of Nicaragua. The award recognizes those individuals who truly understand the value of helping others.

A panel of baseball dignitaries annually selects the winner from a list of 30 candidates, one from each Major League Baseball club. These local winners are announced in September during Roberto Clemente Day. The winner of the national Roberto Clemente Award is announced during a pre-game ceremony at the World Series. Detroit's Al Kaline won the award in 1973 and other past winners include Anthony Rizzo, Curtis Granderson, Andrew McCutchen, Tony Gwynn, Willie Mays, Ozzie Smith and Cal Ripken, Jr.

MEDIA INFORMATION





MEDIA INFORMATION AND GUIDELINES

CREENTIALS

Credentials will be issued only to legitimate news-gathering agencies.

- Season credentials will be issued only to those agencies that cover the Tigers on a regular basis...these credentials will be laminated with photos and must be worn in a visible manner at all times at Comerica Park.
- Those not qualifying for season credentials will be considered for daily access.
- All requests for credentials must be made online at credentials.mlb.com.
- Daily credentials must be requested at least 24 hours in advance of the game to be covered.
- Credentials will be issued to online services that meet all of the following criteria:
 - (1) Is part of a national news gathering agency.
 - (2) Reaches a broad audience.
 - (3) Produces original content.
 - (4) Has an established record of developing original content.
 - (5) Employs full-time journalists.
- The Ernie Harwell Media Center is for use by working media ONLY...credentials are not transferable.
- Credentialed media are prohibited from requesting autographs on the field or in the clubhouse with any violation resulting in immediate revocation of the credential.
- Daily credentials will be available at the designated press lobby located on Montcalm Avenue three-and-a-half hours before the scheduled first pitch.
- No credentials will be mailed.

MEDIA ENTRANCE

Media may enter Comerica Park through the media entrance, located at the corner of John R. and Montcalm Street, across from the Garage.

PARKING

A limited number of parking passes will be set aside for use by media on a daily basis. Please contact the Tigers Media Relations office for more information.

ERNIE HARWELL MEDIA CENTER

The Ernie Harwell Media Center is located on the lower suite level behind home plate. Access to press areas is by ramp, media elevator and stairs (to the third-base side of home plate).

- No photography is permitted in the media center without prior approval from the Tigers Media Relations Department.
- When appropriate, seating charts will be posted, and some seats will be permanently reserved for the regular season. However, please contact a Tigers Media Relations representative for assistance with seating location.
- The media center includes a designated, partitioned area for broadcast media located on the first-base side of the media center.
- Game information packages will be available on the back counter of the media center approximately two hours before the game in limited quantities. All game-related documents can be accessed at mlbpressbox.com. Box scores, play-by-play sheets and post-game notes will be distributed in the media center, normally about 15 minutes after the game's final pitch.

CLUBHOUSES

Entrance to both clubhouses is on the Comerica Park service level, accessible by media elevator, ramp or stairs. The Tigers clubhouse is located behind third base, while the visitor's clubhouse is behind first base.

- Pre- and post-game access rules are those issued by Major League Baseball.
- All still photography is prohibited in the Tigers clubhouse without prior consent from the Tigers Media Relations Department.
- All video via mobile phone is prohibited in the Tigers clubhouse at all times. Please refer to Major League Baseball's regular season club/media regulations, section 14 for more information.
- Tweeting and texting are prohibited during the manager's office pre-game and post-game media availability. The manager will speak to the media in his office prior to the game and post-game.

PRE-GAME FIELD ACCESS

Only media with credentials permitting field access will be allowed on the Comerica Park playing field. All media must clear the field 30 minutes prior to first pitch.

TELEVISION COVERAGE

All local television stations are prohibited from shooting and distributing footage inside Comerica Park beginning 30 minutes prior to each contest and until all broadcast television rightsholders have signed off the air.

- Footage from Comerica Park property and the concourse area are permitted as long as the playing field does not appear in any way in the shot.
- Television cameras on and around field level are limited to natural light whenever players are on the field.
- All local television stations desiring to shoot inside Comerica Park must request to do so in advance through the Detroit Tigers Media Relations Department.

IN-GAME FIELD ACCESS/PHOTO WELLS

Only those with credentials expressly permitting in-game field access will be allowed in the photo wells. Two photo wells are located adjacent to each dugout, one on the infield side and one on the outfield side of each.

- In-game access is limited to still photographers and rightsholders broadcasting the game. Enter and exit the field via the home plate entrance only.
- All photographers must be inside the photo wells at all times.
- While the game is in progress, photographers on the field may only change location between innings. Those photographers on the field who change location at any other time without prior approval from the Tigers Media Relations Department are subject to immediate revocation of credentials.
- The installation and placement of parabolic microphones and remote equipment is limited to camera wells and must not interfere or block house video. All equipment must remain in the wells and not extend out toward the playing field.
- No ball — in play or dead — should be handled by anyone other than a ballboy/ballgirl.

MEDIA HOSPITALITY

Media hospitality is in the dining room, located in the back of the Ernie Harwell Media Center. There is a charge per meal.

- Open for meal service to accredited media members two hours before first pitch.

MEDIA GUIDES

Media guides of the Tigers are available in the Ernie Harwell Media Center from Tigers Media Relations personnel, while all Major League Baseball publications and media guides of the other 29 teams are available on mlbpressbox.com to accredited media.



CREDENCIALES

- Credenciales solo serán distribuidas a agencias validas de noticias.
- Credenciales de temporada solo serán distribuidos a agencias que cubren los Tigres regularmente...credenciales serán laminados con fotos y siempre deben ser visibles.
- Los que no califican para credenciales de temporada serán considerados para acceso al diario.
- Todas solicitudes para credenciales deben ser hechas a través de la internet en el sitio credentials.mlb.com.
- Credenciales diarios deben ser solicitados por lo menos 24 horas adelante del juego que será cubierto.
- Credenciales serán distribuidos a servicios de internet que cumplen con el criterio que sigue:
 - (1) Es parte de agencia nacional de noticias.
 - (2) Llega a audiencia amplia.
 - (3) Produce contenido original.
 - (4) Tiene un record establecido de desarrollar contenido original.
 - (5) Emplea periodistas de jornada completa.
- El Ernie Harwell Media Center SOLAMENTE debe ser usado para prensa trabajando...credenciales no son transferibles.
- Autógrafos en el terreno de juego o en el clubhouse son prohibidos para prensa autorizada con violaciones resultando en revocación inmediata de credenciales.
- Credenciales diarios serán disponibles en designada puerta de prensa localizada en Montcalm Avenue tres horas y media antes del primer lanzamiento.
- Credenciales no serán enviados por correo.

ENTRADA DE PRENSA

Prensa debe entrar Comerica Park a través de vestíbulo administrativo principal localizado en Montcalm Avenue.

ESTACIONAMIENTO

Un número limitado de espacios de estacionamiento serán disponibles para la prensa al diario. Por favor contacten la oficina de Relaciones de Prensa de los Tigres para más información.

ERNIE HARWELL MEDIA CENTER

- El Ernie Harwell Media Center está localizado en el nivel bajo de suites detrás de home plate. Acceso a áreas de prensa son a través de rampa, elevador de prensa y escaleras (al lado tercera base).
- Fotografías no son permitidas en el Media Center sin aprobación del Departamento de Relaciones de Prensa de los Tigres.
- Planes de asientos serán disponibles cuando apropiado. Algunos asientos estarán reservados toda la temporada. Por favor contacte representativo del departamento para asistencia con locación de asientos.
- El centro de prensa incluye área designada para prensa electrónica localizada en lado de primera base del centro de prensa.
- Paquetes de información de juego serán disponibles en mostrador en área trasera del cuarto principal de prensa dos horas antes del juego. Estadísticas y notas del juego serán distribuidas en centro de prensa 15 minutos después del juego.

CLUBHOUSES

- Entradas para ambos clubhouses están localizadas en el nivel de servicio de Comerica Park, accesible por elevador de prensa, rampa o escaleras. El clubhouse de los Tigres está localizado detrás de tercera base, mientras el clubhouse de visitantes está localizado detrás de primera base.
- Reglas antes y después de juegos son las reglas presentadas por Major League Baseball.
- Fotografías son prohibidas antes y después del juego en clubhouse de los Tigres.
- Todo video a través de teléfonos móviles es prohibido en el clubhouse de los Tigres sin excepción. Por favor referencie a sección 14 en las reglas de la temporada regular de club/prensa de Major League Baseball para más información.
- El uso de Twitter y envió de un texto de teléfono es prohibido durante sesión de prensa del manager en su oficina. El manager hablará con la prensa en su oficina antes del juego y en cuarto de prensa (localizado en cuarto dos de entrevistas en nivel de servicio) después del juego.

Acceso al Terreno de Juego

Solamente prensa autorizada es permitida entrar al terreno de juego en Comerica Park antes del juego. Toda prensa debe despejar el terreno de juego 30 minutos antes del primer lanzamiento.

COBERTURA DE TELEVISIÓN

- Todas estaciones televisoras locales son prohibidas en filmar y distribuir contenido dentro de Comerica Park comenzando 30 minutos antes del juego y hasta que los dueños de derechos ya no estén al aire.
- Se puede filmar dentro de la propiedad de Comerica Park solamente si el terreno de juego no sale en lo que sea filmado.
- Cámaras de televisión en el terreno de juego y alrededor son limitadas a luz natural cuando jugadores están en el terreno de juego.
- Todas estaciones de televisión que gustarían filmar dentro de Comerica Park deben solicitar permiso adelante de tiempo con el Departamento de Relaciones de Prensa de los Tigres.

ACCESO AL TERRENO DE JUEGO/POZOS DE FOTOS

- Solo prensa con credenciales de foto será permitida acceso al terreno de juego durante el juego y permitida a pozos de fotos. Dos pozos de fotos están localizados junto a cada dugout, uno al lado del cuadro de juego y el otro en el área del jardín de cada uno.
- Acceso durante el juego es limitado a fotógrafos y dueños de derechos del juego. Se puede entrar y salir del juego solamente en la entrada de home plate.
- Todos fotógrafos deben estar dentro de pozos de fotos siempre.
- Durante progreso del juego, fotógrafos solamente pueden cambiar locaciones entre entradas. Fotógrafos que cambien locación en cualquier otro momento son sujetos a inmediata revocación de credenciales por el Departamento de Relaciones de la Prensa de los Tigres.
- La instalación de micrófonos y equipamiento extra es limitado a áreas designadas de fotografía y no deben interferir o bloquear video de la casa. Todo equipamiento debe quedarse en posos de fotos y no deben salir al terreno de juego.
- Pelotas de juego deben ser manejadas solamente por el ballboy/la ballgirl.

HOSPITALIDAD DE PRENSA

- Hospitalidad de prensa está localizada en salón comedor, en área trasero del Ernie Harwell Media Center. Se cobra por la comida
- El servicio de comida está abierto a prensa autorizada dos horas antes del primer lanzamiento.

GUÍAS DE PRENSA

Guías de prensa de los Tigres están disponibles en el Ernie Harwell Media Center y son disponibles a través de un miembro del departamento. Guías de prensa de los 29 otros equipos de Major League Baseball son disponibles en mlbpressbox.com a prensa autorizada.



MEDIA RELATIONS & BROADCAST STAFF

RON COLANGELO
VICE PRESIDENT, COMMUNICATIONS
 313-471-2024
 ron.colangelo@tigers.com

CHAD CRUNK
DIRECTOR, MEDIA RELATIONS
 313-471-2092
 chad.crunk@tigers.com

MICHELE WYSOCKI
COORDINATOR, MEDIA RELATIONS
 313-471-2114
 michele.wysocki@tigers.com

BRYAN LOOR-ALMONTE
BILINGUAL COORDINATOR, MEDIA RELATIONS
 313-471-2142
 bryan.almonte@tigers.com

BEN FIDELMAN
COORDINATOR, MEDIA RELATIONS
 313-471-2227
 ben.fidelman@tigers.com

STAN FRACKER
DIRECTOR, BROADCASTING & IN-GAME ENTERTAINMENT
 313-471-2442
 stan.fracker@tigers.com

MARK CUNNINGHAM
TEAM PHOTOGRAPHER
 248-214-8185
 spider1962@comcast.net



@DetroitTigersPR

*Media members are encouraged to follow the Detroit Tigers Media Relations staff on Twitter for statistical information and the latest team announcements.

DETROIT SPORTS MEDIA

ACTIVE MEMBERS

FOX Sports Detroit: Rod Allen, George Blaha, Ken Daniels, Jason Dizik, Mario Impemba, Trevor Thompson; **FOX Sports & MLB Network:** Jon Paul Morosi; **WDIV-TV:** Bernie Smilovitz, Jamie Edmonds; **WJBK-TV:** Dan Miller, Sky Kerstein, Bob Wojnowski; **Comcast:** Nolan Emlaw, John Thiede, Dennis Davidson, Vicki Foley; **Big Ten Network & FOX Soccer:** Josh Hakala; **Farmington TV-10:** Don Carter, Rich Kincaide; **Omni TV:** Dan York; **LCPS TV:** Steve Miller; **Schoolcraft TV:** Samuel Gooden; **Glory Days TV:** Kurt David; **WXYZ-FM/AM & WWJ-AM:** George Blaha, Jim Brandstatter, Mark Champion, Ken Kal; **WJR-AM:** Frank Beckmann, George Blaha, Jim Brandstatter, Gus Ganakas, Wendy Hart, Dan Miller, Matt Steigenga, Jason Strayhorn, Will Tieman; **WTKA-AM:** Al Fellhauer; **WDTK-AM & FM:** Ron Cameron, Jeremy Otto, Brendan Johnson; **WSDS-AM:** Alex Resendez; **WMIC-AM, WMIC-FM & WTGV-AM:** George Benko, Robert Benko **WQTX-FM:** Jesse Goldberg-Strassler; **WSDP-FM:** Bill Keith, Clay Martin; **WPHS-FM:** Jeremy Olstyn, Brad Ruffini; **Michigan Talk Radio:** Rich Kincaide; **Spartan Sports Network:** George Blaha, Gus Ganakas, Wendy Hart, Matt Steigenga, Jason Strayhorn, Will Tieman; **Central Michigan University Radio:** Shawn Bedard; **Madonna Radio/TV:** Jeremy Otto, Brendan Johnson; **Oakland University Radio:** Neal Ruhl; **Syracuse University Radio:** Evan Stockton; **Student Broadcast Foundation Radio/Internet:** Thom Lengyel, Brendan Johnson, Jeremy Otto; **MHSAA Radio/TV/Internet:** John Johnson; **Cedar Springs Broadcasting:** Justin Harnden Montrose; **MDM-TV.com:** James Kitts, Jared Adams, Camryn Blair, David Sackrider, Tom Skinner, Eric Vandefifer; **Truman High School Radio/Internet:** Teri Hanning; **WDBC-Dragon Broadcasting:** Roger Smith; **Detnews.com:** Bob Wojnowski; **Freep.com:** Anthony Fenech, George Sipple, Helene St. James **DetroitSportsMedia.com:** Roger Castillo, Blair Glover, Candice Ebling, George Eichorn, Scott Morganroth, Neal Ruhl, Jason Ross, Ben Szingly, John Thiede, Trevor Thompson, Drew Tonti; **Others:** Nicholas Alarcon, Mike Alberts, Bill Axtell, Kyle Bauer, Joseph Battaino, Bryan Bender, Joe Burns, Merrill Cain, Andrew Chmura, Richie Cozzolino, Richard Curbelo, John Cwikla, Zachary Damon, Jeffrey Decker, Robert Dempster, Martin Dobek, Robert Dorogi, Martin Eichorn, Bill Eisner, Mark Edwards, Rich Eldridge, Ben Eriksson, Cameron Evans, Bradley Fedders, Stan Fracker, Grant Froling, Bill Fundaro, Frank Garza, Dan Grascchuck, Steve Hagar, Dick Kernen, Ken Kolb, Pete Krupsky, Charlie Lemmex, Mark Lewkowicz, Steven MacDonald, Tom Mazawey, Dominic Menzo, Melinda Ann O'Neill, Larry Paladino, Gus Pantelides, Steve Purdy, Brian Riederer, James Rein, Tom Ryan, Trayon Samuel, James Schmehl, Griffin Schroeder, Peter Spivak, Steve Stuckey, Art Vuolo, Alan Watson, Jon Yinger, Eli Zaret, Christopher Zitny.

2018 DSM OFFICERS

President – Trevor Thompson; **Vice President** – Jim Rein; **Secretary** – Sherrie Handrinos; **Treasurer** – Bill Wischman; **Sergeant-at-Arms/Marketing Director** – Bill Harrington; **Immediate Past President** – Vicki Foley; **Executive Director** – George Eichorn.



TIGERS RADIO

Years	Broadcasters	Local Station(s)
1927-1942*	Ty Tyson	WWJ-AM
1934-42*	Harry Heilmann	WXYZ-AM
1943-48	Harry Heilmann	WXYZ-AM
1949	Harry Heilmann and Van Patrick	WXYZ-AM
1950	Harry Heilmann	WXYZ-AM/WJBK-AM
1951	Ty Tyson and Paul Williams	WXYZ-AM/WJBK-AM
1952	Van Patrick	WKMH-AM/WJBK-AM
1953#	Van Patrick and Dizzy Trout	WKMH-AM/WJBK-AM
1954-55#	Van Patrick and Dizzy Trout	WKMH-AM
1956-58#	Van Patrick and Mel Ott	WKMH-AM
1959#	Van Patrick and George Kell	WKMH-AM
1960-63	George Kell and Ernie Harwell+	WKMH-AM/WJR-AM/WWJ-AM
1964	Ernie Harwell and Bob Scheffing+	WJR-AM
1965-66	Ernie Harwell and Gene Osborne	WJR-AM
1967-72	Ernie Harwell and Ray Lane	WJR-AM
1973-91	Ernie Harwell and Paul Carey	WJR-AM
1992	Rick Rizzs and Bob Rathbun	WJR-AM
1993	Ernie Harwell, Rick Rizzs and Bob Rathbun	WJR-AM
1994	Rick Rizzs and Bob Rathbun	WJR-AM
1995-98	Frank Beckmann and Lary Sorensen	WJR-AM
1998	Frank Beckmann and Jim Price	WJR-AM
1999	Ernie Harwell and Jim Price	WJR-AM
2000	Ernie Harwell, Jim Price and Dan Dickerson	WJR-AM
2001-02	Ernie Harwell, Jim Price and Dan Dickerson	WXYZ-AM
2003-2006	Jim Price and Dan Dickerson	WXYZ-AM
2007-	Jim Price and Dan Dickerson	WXYZ-AM/FM^

TIGERS OVER-THE-AIR TELEVISION

Years	Broadcasters	Local Station(s)
1947-52	Ty Tyson, Harry Heilmann and Paul Williams	WWDT-TV (renamed WWJ)
1953-55	Van Patrick and Dizzy Trout#	WJBK-TV
1956-58	Van Patrick and Mel Ott#	WJBK-TV
1959	Van Patrick and George Kell#	WJBK-TV
1960-63	George Kell and Ernie Harwell+	WJBK-TV
1964	Ernie Harwell and Bob Scheffing+	WJBK-TV
1965-66	George Kell and Ray Lane	WJBK-TV
1967-74	George Kell and Larry Osterman	WJBK-TV
1975	George Kell, Larry Osterman and Don Kremer	WWJ-TV
1976	George Kell, Larry Osterman, Don Kremer and Al Kaline	WWJ-TV
1977	George Kell, Larry Osterman, Al Kaline and Joe Pellegrino	WWJ-TV
1978	George Kell, Al Kaline, Joe Pellegrino and Mike Barry	WWJ-TV
1979	George Kell, Al Kaline and Mike Barry	WDIV-TV
1980-94	George Kell and Al Kaline	WDIV-TV
1995-96	George Kell, Al Kaline and Jim Price	WKBD-TV
1997	Ernie Harwell, Al Kaline and Jim Price	WKBD-TV
1998	Ernie Harwell and Al Kaline	WKBD-TV
1999-2001	Frank Beckmann and Al Kaline	WKBD-TV
2002	Frank Beckmann and Lance Parrish	WKBD-TV
2003	Frank Beckmann and Jack Morris	WKBD-TV
2004	Frank Beckmann and Dan Petry	WKBD-TV
2006	Mario Impemba and Rod Allen	WMYD-TV
2007	Mario Impemba and Rod Allen	WJBK-TV

TIGERS CABLE TELEVISION

Years	Broadcasters	Cable Station
1981-83	Larry Adderly, Hank Aguirre and Norm Cash	ON-TV
1984	Larry Osterman and Bill Freehan	PASS
1985	Larry Osterman, Bill Freehan and Jim Northrup	PASS
1986-92	Larry Osterman and Jim Northrup	PASS
1993	Jim Northrup and Jim Price	PASS
1994	Ernie Harwell, Jim Northrup and Jim Price	PASS
1995-97	Ernie Harwell, Fred McLeod and Jim Price	PASS
1998-2001	Josh Lewin and Kirk Gibson	FOX Sports Detroit
2002	Mario Impemba and Kirk Gibson	FOX Sports Detroit
2003-14	Mario Impemba and Rod Allen	FOX Sports Detroit
2015	Mario Impemba, Rod Allen, Kirk Gibson and Jack Morris	FOX Sports Detroit
2016-	Mario Impemba, Rod Allen and Kirk Gibson	FOX Sports Detroit

*Home games only; no Sunday games (1930-32), no Saturday or Sunday games (1933)

#Simulcast on radio and television

+Split time between radio and television

%All games on WKMH; day games on WWJ, night games on WJR

^Simulcast on both WXYT-AM and WXYT-FM



TIGERS BROADCASTERS



DAN DICKERSON

Veteran Michigan sports announcer Dan Dickerson returns for his 19th season in the booth and his 16th season as the lead play-by-play voice of the Tigers. Dan made his Tigers debut in 2000, working alongside Hall of Fame broadcaster, Ernie Harwell.

- In 2016, Dickerson called 13 Tigers games on FOX Sports Detroit.
- Dickerson also does play-by-play for FOX Sports Detroit and ESPN3 in the offseason, covering the MHSAA High School Football Championships and Detroit Mercy Basketball. He has also called Big Ten Hockey for FOX.
- Dan is co-host, along with Pat Caputo, of "Tiger Talk," a weekly offseason talk show on WXYT that focuses on Tigers news and baseball hot stove topics.
- Dickerson previously worked five years with former Tigers flagship radio station WJR, where he did a little bit of everything: play-by-play for University of Michigan football and basketball, sideline reporter for UM football, sports reporter, and co-host of "Sportswrap," with the talented Steve Courtney.

- Spent six-and-a-half years with Detroit's WWJ-AM from 1988-95, hosting a post-game call-in show following Detroit Lions broadcasts and serving as a sideline reporter for University of Michigan football...also anchored WWJ's news and sports on the weekends and served as a general assignment news reporter.
- Dan began his sports broadcasting career at WCUZ Radio in Grand Rapids, MI, working at the station from 1982-88 in both news and sports.
- Started in radio in 1980 with WMAX radio in Grand Rapids, covering general assignment news and anchoring afternoon newscasts.
- Named the 2016 Ernie Harwell Lifetime Achievement Award winner by Detroit Sports Media.
- Won the 2008 Ty Tyson Excellence in Sports Broadcasting Award, named after the Tigers pioneer broadcaster, Ty Tyson, and is awarded annually by Detroit Sports Media.
- Named Michigan Sportscaster of the Year in 2005, 2006 and 2014 by the National Sportscasters and Sportswriters Association.
- Earned his bachelor of arts degree from Ohio Wesleyan University in 1980.
- Resides in Clarkston, MI with wife, Lori, and children, Rachel (1/13/95) and Justin (4/9/98).
- Dickerson is available on Twitter @Dan_Dickerson.



JIM PRICE

A member of the Tigers 1968 World Series champions, Jim Price begins his 26th season overall on Tigers broadcasts and his 20th full season on the Tigers Radio Network.

- Originally joined Frank Beckmann on the Tigers radio broadcasts in June, 1998...had spent the first part of that season as a feature reporter on FOX Sports Net's pre-game and "Tigers Weekly" programs.
- Began his Tigers broadcasting career on PASS cable telecasts in 1993, serving as play-by-play announcer...broadcast Tigers games on cable for five seasons.
- Was also the third man in the booth during the Tigers over-the-air broadcasts on WKBD-TV from 1995-97...filled in for a handful of games as play-by-play announcer in 1997.
- Other broadcast credits include work as play-by-play man on Chicago White Sox cable telecasts, color commentary for ESPN college baseball and anchoring weekend sports on Detroit's WJBK-TV.
- Assists in the Tigers front office efforts, focusing on baseball participation camps...joined the organization in 1992 as the Director of Community Relations.

- Played five Major League seasons, all with the Tigers...played 64 games, 42 of them at catcher, for the 1968 team that defeated St. Louis in the Fall Classic.
- Was purchased by the Tigers in April of 1967 after seven Minor League seasons with the Pirates.
- Named Minor League Player of the Year in 1963 while with the Pittsburgh Pirates organization.
- A native of Harrisburg, PA, he was a three-sport star at Hershey (PA) High School...refused a number of college football scholarship offers to sign with the Pittsburgh Pirates in 1960.
- Inducted into the Kinston (NC) Baseball Hall of Fame in 1995, the Hershey High School Hall of Fame in 2006 and the Central Pennsylvania Hall of Fame in 2008.
- He and his wife, Lisa, founded a not-for-profit foundation called JACK'S PLACE For Autism in October of 2002 to benefit children with autism...the foundation, named after their son who was diagnosed with autism, works to provide services for individuals and families affected by the neurological disorder.
- Because of the tremendous community and corporate support, the foundation's five-year plan was reached in a little over a year...JACK'S PLACE For Autism partnered with Oakland University in Rochester, MI from 2004-08...this partnership enabled JACK'S PLACE to deliver programming and services to individuals and families living with Autism Spectrum Disorder, including soccer, basketball, swimming, baseball, arts and theater...programs also included family counseling, sibling groups, social skills groups, seminars and training sessions for parents, caregivers, physicians, teachers and counselors...over 10,000 children and adults have participated in all of the JACK'S PLACE programs now delivered from Southfield, MI...while the foundation continues to financially support programs at Oakland University, they are currently working on program and delivery sites expansion, as well as a facility that will house "Quality of Life" programming and a long-term living environment, the first of its kind in the country...the Detroit Tigers in partnership with JACK'S PLACE host one of the longest running Autism Awareness Days in MLB.



MARIO IMPEMBA

Detroit native Mario Impemba enters his 17th season as the popular play-by-play announcer on FOX Sports Detroit's coverage of the Tigers.

- Called 13 Tigers games on the Tigers Radio Network in 2016.
- Recipient of 2014 Ty Tyson Award for Excellence in Sports Broadcasting from Detroit Sports Media.
- Impemba was voted the 2011 Michigan Sportscaster of the Year by the membership of the National Sportscasters and Sportswriters Association.
- His work on Tigers games earned him a Michigan Emmy in June 2006 in the "Sports Play-by-Play" category.
- He provided studio and on-location reports and analysis throughout the network's post-game coverage during the Tigers playoff runs in 2006, 2011, 2012, 2013 and 2014.
- He provided play-by-play for two Tigers games in 2011 and one game in 2012 on the FOX Saturday Baseball Game of the Week.

From 2009-2014, Impemba initiated "Operation Opening Day," a project which provided a DVD of the Opening Day telecast at Comerica Park to displaced Tigers fans currently serving in the

U.S. military...launched Mario's MVP Program in 2013 where he invites 30 veterans from earlier conflicts to the ballpark on the FOX Sports Detroit Fan Express to enjoy a Tigers game.

- Impemba has done play-by-play on FOX Sports Detroit's coverage of MHSAA football and basketball championship games, as well as CCHA hockey...during the offseason he previously handled radio and TV play-by-play for Oakland University men's basketball.
- Before joining the FOX Sports Detroit broadcast team, Impemba spent seven seasons (1995-2001) as the radio voice of the Anaheim Angels...also served as a fill-in TV play-by-play announcer for the Angels during his final three years in Anaheim, where he was rated among Southern California's best play-by-play announcers by the *Los Angeles Daily News*.
- Prior to joining the Angels in 1995, he called games for the Tucson Toros of the Pacific Coast League for four seasons (1991-94).
- Was the voice of the Single A Quad City Angels team in Davenport, IA from 1989-90...spent 1987-88 in Peoria, IL, where he announced games for the Single A Peoria Chiefs.
- Previously served as sports director at WXCL Radio in Peoria...also did play-by-play for the Peoria Rivermen of the International Hockey League.
- Professional career began in 1985 at KVOP Radio in Plainview, TX.
- Is a 1985 graduate of Michigan State University where, as a student, he served as sports director at campus radio station WLFT, also providing play-by-play for Spartans baseball, basketball and hockey.
- Born in Detroit and moved to nearby Sterling Heights in the mid-1970s, graduating from Stevenson High School.
- Impemba and his wife, Cathy, have two sons, Brett (24) and Daniel (21) and reside in Macomb Township, MI...Brett was a 2011 Tigers draftee and played baseball at Oakland University (MI).
- Impemba is available on Twitter @Mario_Ipemba.



ROD ALLEN

Former Tigers outfielder Rod Allen enters his 16th season as an analyst for Tigers baseball on FOX Sports Detroit, marking his 41st season in professional baseball.

- Allen's insightful work on Tigers telecasts earned him two consecutive Michigan Emmys (2006 and 2007) in the "Sports Analyst" category.
- He provided studio and on-location analysis throughout the network's post-game coverage during the Tigers playoff runs in 2006, 2011, 2012, 2013 and 2014.
- In addition to his FOX Sports Detroit analyst duties, Allen has filled that role for a FOX Saturday Game of the Week regional telecast on many occasions, most recently during the 2013 season.
- Generously provides financial contributions and time to support the Tigers Holiday Giving Party, and events benefitting the Boys & Girls Clubs of Southeast Michigan, Salvation Army Detroit, the Gleaners Community Food Bank and the Miracle League of Michigan...has also participated in pregame ceremony to celebrate African American heritage during Negro Leagues Weekend.

Before joining FOX Sports Detroit's Tigers telecast team, he spent five seasons (1998-2002) with the Arizona Diamondbacks as a television and radio analyst...served as the commentator on the Diamondbacks radio broadcasts in the 2001 postseason, including the National League Championship Series against the Cardinals and the World Series against the Yankees.

- In addition to his work with the Diamondbacks, Allen provided analysis on FOX Saturday Baseball regional telecasts and the National League Division Series between the Atlanta Braves and Houston Astros.
- Prior to his work as a broadcaster, he spent four seasons as a hitting instructor in the Florida Marlins organization from 1992-95 and served in the same capacity for Chandler of the Arizona Fall League in 1994...also worked in the Arizona Diamondbacks organization in 1996 as a hitting instructor before managing in the instructional league.
- Selected by the Chicago White Sox in the sixth round of the June 1977 MLB First-Year Player Draft.
- Hit .296 during a 15-game stint as an outfielder and designated hitter with the World Champion Detroit Tigers in 1984.
- Enjoyed two other stints in the majors with the Seattle Mariners in 1983 and the Cleveland Indians in 1988.
- Allen spent the last three years of his playing career with Hiroshima in Japan's Central League...clubbed a pair of home runs against Seibu in the 1991 Japan Series and set a Japanese regular-season record with home runs in four consecutive at-bats.
- Allen and his wife, Adrian, have a son, Andrew (28), signed by the Tigers as a non-drafted free agent in 2012 (also a draftee of the Tigers in both 2009 and 2011 and draftee of the Diamondbacks in 2007), and a daughter, Rachel (26), who currently works for MLB Network as a Broadcast Associate...also has a daughter, Rhonda, and a son, Rod Jr., who played several Minor League seasons following a collegiate career at Arizona State and Oklahoma State.
- Allen is available on Twitter @RodAllen12.



KIRK GIBSON

Former Tigers right fielder Kirk Gibson returns to television for his eighth season to serve as an analyst for FOX Sports Detroit's coverage of the Tigers. Previously, he served as a color analyst on FSN Detroit from 1998-2002.

- Was originally drafted in the first round (12th overall) of the 1978 draft by the Tigers...also selected in the seventh round of the NFL draft by the St. Louis Cardinals.
- Played 17 seasons in the Major Leagues with the Tigers (1979-87, 1993-95), Los Angeles Dodgers (1988-90), Kansas City Royals (1991) and Pittsburgh Pirates (1992)...batted .268 (1553x5798) with 260 doubles, 255 home runs and 870 RBI in 1,635 games during his Major League career.
- Was a member of the Tigers 1984 World Championship team and was named the ALCS MVP, hitting .417 with one home run and two RBI...also was a member of the Los Angeles Dodgers 1988 World Championship team.

- Began his coaching career as a bench coach for the Tigers from 2003-2005 under manager Alan Trammell.
- Served as the Diamondbacks bench coach from 2007 until assuming the interim manager title on July 1, 2010.
- Gibson managed the Arizona Diamondbacks for five seasons (2010-14)...he was named the BBWAA National League Manager of the Year in 2011 after leading Arizona to a National League Western Division title.
- Inducted into the College Football Hall of Fame on December 5, 2017
- Kirk and his wife, JoAnn, have four children, Colleen, Kirk, Kevin, and Cameron...Kevin plays professional hockey for the Toledo Walleye in the ECHL...Cameron was drafted by the Tigers in the fifth round of the 2015 MLB First-Year Player Draft and signed.
- Over three season in the Tigers Minor Leagues, Cameron has hit .243 with 25 home runs and 114 RBI in 264 games...he split the 2017 season with the West Michigan Whitecaps and Lakeland Flying Tigers.
- Kirk started the Kirk Gibson Foundation in 1996 by awarding partial scholarships to men and women at Clarkston and Waterford Kettering High Schools in honor and memory of his parents. He has now repositioned the Kirk Gibson Foundation to promote cooperation, collaboration and teamwork in finding a cure for Parkinson's disease. More information can be found at www.kirkgibsonfoundation.org or on Twitter @23KGibby.



JOHN KEATING

Entering his 21st season as the entertaining and informative scene-setter for FOX Sports Detroit's coverage of Tigers baseball is the award-winning John Keating, host of the Tigers Live pre and postgame shows.

- Keating provided on-location reports and interviews throughout the network's post-game coverage during the Tigers playoff runs in 2006, 2011, 2012, 2013 and 2014, including being on the scene for the 2014 division-clinching game in Detroit.
- Also hosts Red Wings Live, as well as Red Wings and Tigers specials...an original member of the FOX Sports Detroit team, Keating was the first person to appear on the network when it launched on September 17, 1997 for a Red Wings broadcast.
- Has earned seven Michigan Emmy awards with FOX Sports Detroit, including five for work on Tigers programming – 2016 as Best Sports Anchor, 2011 as host of the Behind the Scenes telecast, 2003 as host/producer of Tigers Weekly, 2001 for his work on Tigers Weekly and in

2000 for the FOX Sports Detroit special, Tiger Stadium: We'll Remember.

- Has filled in on occasion as play-by-play announcer on Tigers telecasts...also has done play-by-play for coverage of MHSAA football and basketball championship games.
- Emerged on the Detroit television scene in 1996-97 as host of Game Night on PASS, the region's former all-sports network.
- Arrived in the Motor City from Denver, where he spent 11 years (1985-96), concluding as studio host of the Denver Nuggets and Colorado Avalanche radio networks.
- First employed in the Mile High City as a weekend sports anchor/reporter with KMGH-TV...ended his stint at KMGH as Sports Director from 1990-94.
- Honored with three local Emmy Awards for his work at KMGH -- twice as Host, Best Sports Special (1991 and 1992) and once for Best Sports Reporting (1988)...also received UPI's National Award for Best Sports Reporting (1988) and was voted "Best Sports Anchor" in Denver for 1993 by Westword Magazine.
- First full-time position in the industry was at WZZR-FM in Grand Rapids as news director...later worked at WZZM-TV as weekend anchor.
- Earned a bachelor's degree in Arts & Media from Grand Valley State University.
- A native of Madison Heights, Keating resides in Canton with wife, Linda...they have three children -- Patrick, Lauren and Katie.
- Keating is available on Twitter @JohnKeatingFSD.



CRAIG MONROE

Former Tigers outfielder Craig Monroe returns for his seventh season as a studio analyst for the Detroit Tigers on FOX Sports Detroit. He also serves as an occasional analyst on game broadcasts.

- Monroe played nine seasons in the majors with the Texas Rangers (2001), Detroit Tigers (2002-07), Chicago Cubs (2007), Minnesota Twins (2008) and Pittsburgh Pirates (2009). He was originally drafted in the eighth round of the 1995 MLB First-Year Player Draft by the Rangers.
- The Texarkana, TX, native joined the Detroit Tigers organization on February 1, 2002, when he was selected off waivers from the Rangers. He played his first full season in 2003, hitting 23 home runs.
- On July 19, 2006, Monroe hit a grand slam home run off Javier Vazquez of the Chicago White Sox that was decisive in the Tigers' 5-2 win. A career .252 hitter, he recorded career highs with 28 homers and 92 RBI with Detroit in 2006. He also hit five home runs in the 2006 postseason, which culminated in a World Series appearance. Monroe tied the Tigers' career postseason record of five set by Hall of Famer Hank Greenberg.

- Craig and his wife, Kasey, have three children, Morgan, Cannon and Collin.
- Monroe is available on Twitter @CMo_27.

BASEBALL WRITERS ASSOCIATION OF AMERICA (DETROIT CHAPTER)

DETROIT FREE PRESS: Mitch Albom `86, Shawn Windsor `12, Anthony Fenech `13, Jeff Seidel `13, George Sipple `13

DETROIT NEWS: Lynn Henning `79, Bob Wojnowski `07, Tony Paul `10, John Niyo `11, Chris McCosky `15

ASSOCIATED PRESS: Larry Lage `01, Noah Trister `11

AT LARGE: Tom Gage `77, Matt Mowery `11

MLB.COM: Jon Paul Morosi `06, Jason Beck `16

OAKLAND PRESS: Pat Caputo `86, Jeff Kuehn `07

THE ATHLETIC: Katie Strang `16

FOXSPORTS1: Rob Parker `90

KYODO NEWS: Kiyoko Taniguchi `16

MACOMB DAILY: George Pohly `94

MLIVE MEDIA GROUP: Evan Woodbery `17

SPORTS ILLUSTRATED: Michael Rosenberg `05

SPORTS XCHANGE: Dana Gauruder `18

HONORARY LIST: Jack Berry `57, Jerry Green `60, Pete Waldmeir `60, Kenneth Clover `63, Bernie Kennedy `64, Curt Sylvester `66, Bill Halls `68, Richard Shook `68, Lawrence Paladino `69, Jim Hawkins `70, Ken Kraemer `72, Charlie Vincent `72, Dan Ewald `73, Brian Bragg `76, Chuck Klonke `76, Harry Atkins `77, Mike O'Hara `78, John Gugger `82, Dean Howe `83, Gene Guidi `84, Steve Kornacki `84, Gene Myers `93, Jeff Peek `94, Jim Parker `97, Bob Duff `00, Ruben Luna `06

OFFICERS: Tom Gage, Chairman/Treasurer; Chuck Klonke, Secretary; Matt Mowery, George Sipple, Director



CHAD CRUNK

Chad Crunk enters his fifth season in the Tigers organization and his first as the team's Director, Media Relations after being named to the position in October, 2017. In his role, he supervises all day-to-day efforts of baseball-related media relations, including the coordination of interviews with Tigers baseball executives, the manager, players and coaches, the production of game notes, all player-related announcements and the media guide and season review publications. Additionally, he assists with the Tigers Magazine and Yearbook and updates the department's official Twitter account (@DetroitTigersPR).

Chad joined the Tigers after spending three years as an assistant communications director at the University of Arkansas, where he served as the primary media contact for the Razorbacks' baseball team and was the No. 3 media contact for the Arkansas football program. He handled media publicity for the 2012 Razorback baseball team, which advanced to the College World Series and finished the season with a No. 3 national ranking. Additionally, he worked in the athletic department at Wake Forest University and Vanderbilt University. The University of Kentucky alum graduated summa cum laude in December, 2006 with a BS in Journalism.

A native of Hopkinsville, KY, Chad currently resides in Northville, MI.



MICHELE WYSOCKI

Michele Wysocki enters her fourth season as the club's media relations coordinator after joining the media relations department full time in January, 2015. She previously spent one season as the club's media relations intern in 2014. In her role, she assists with the day-to-day efforts of baseball media relations, including game notes, team statistical research, player relations and credentialing of the media. She manages the production of Tigers Magazine, the official team yearbook, postseason publications, and assists with the content and design of the media guide and season review publications. Additionally, Michele manages the distribution of the organization's business-related press releases and media advisories. She travels with the club during the spring and regular season.

A member of Kappa Delta Sorority, she graduated from Bowling Green State University in May, 2014 with a dual degree in Journalism and Public Relations, and minors in both Sport Management and Visual Communications Technology. Michele is a native of Taylor, MI.



BRYAN LOOR-ALMONTE

Bryan Loor-Almonte enters his second season as the club's bilingual media relations coordinator after joining the club in March, 2017. In his role, he assists in all day-to-day efforts of baseball related media relations, including the coordination of interviews with Tigers baseball executives, the manager, players and coaches, the production of game notes, minor league report, as well as player-related announcements and team publications. He focuses on identifying, creating and executing player branding opportunities both through mainstream and non-traditional media. Additionally, Bryan oversees the club's Spanish social media communication accounts on Instagram and Twitter (@TigresdeDetroit). He also travels with the team to all road games and serves as the team translator.

Prior to joining the Tigers, Bryan worked in business communications for Major League Baseball at the Office of the Commissioner. He also worked in production and content at the NBA League Office from 2014-2016, and interned with the New York Knicks as a basketball operations associate during the 2013-14 season.

A graduate of West Virginia University, with a B.S. in Sport Management, Bryan also has a M.A. in Corporate Communication from Baruch College. Bryan is a native of New York, NY.



BEN FIDELMAN

Ben Fidelman enters his first season as the club's media relations coordinator, after serving as an intern in the department during 2017. He assists with the day-to-day efforts of the department, including production of game notes, statistical research, player relations and team publications. An additional area of focus is on the club's strategic communications - which includes media analytics and written recommendations aimed at driving brand affinity and outlining shifts in organizational narrative.

Ben has previously worked for Major League Baseball at the Office of the Commissioner and Major League Baseball Advanced Media. He graduated from the University of Michigan in the spring of 2017, with a B.A. in sport management. He is a native of St. Joseph, MI.



STAN FRACKER

Stan Fracker will begin his fifth full season with the Tigers as Director, Broadcasting and In-Game Entertainment after joining the organization during the 2013 postseason. He serves as the direct contact and liaison for the Tigers broadcast partners and national rightsholders throughout the year, including FSD, WXYT, ESPN, NHK, TBS, FUJI, FOX and MLB Network; overseeing all aspects of Detroit Tigers radio and TV game broadcasts, national and international broadcasts from Comerica Park, programming, production and broadcasters. Stan writes and prioritizes scripts for broadcasts and various productions while administering interviews and features with broadcast partners promoting the Tigers business and community efforts. He is responsible for in-game entertainment, including all video production for Comerica Park's industry-leading scoreboard, as well as ancillary LED and ribbon boards. Stan serves as the executive producer for Tigers TV, a channel of programming available on

tigers.com offering highlight videos, interviews and inside-access features, while also overseeing internal video production, including marketing and presentation videos.

Prior to joining the Tigers, Stan was the Executive Producer for the Detroit Pistons, overseeing video production for broadcast, internet and advertising. In 16 seasons, he won 20 Emmy Awards for live sports producing, sports editing, commercial production, and long-format show production. Additionally, he earned national recognition with two IDEA Golden Matrix Awards for video board production. He launched his professional career as the weekend news anchor at WBKB-TV in Alpena, MI. The Western Michigan University alum graduated in 1996 with a B.S. in Broadcast/Cable Production.

He and his wife, Julie reside in Oxford, MI, with their two boys, Ben (15) and Charlie (12).

PLAYER DEVELOPMENT & SCOUTING

GREGORY SOTO
2017 TIGERS MINOR LEAGUE
PITCHER OF THE YEAR



CHRISTIN STEWART
2017 TIGERS MINOR LEAGUE
PLAYER OF THE YEAR





TIGERS MINOR LEAGUE SYSTEM

ADMINISTRATION

Dave Littlefield, Vice President, Player Development
Dan Lunetta, Director, Minor League Operations
Tom Moore, Director, International Operations
Dave Owen, Director, Player Development
Scott Pleis, Director, Amateur Scouting
Oliver Arias, Director, Dominican Academy/Cuban Specialist
Manny Crespo, Director, Latin American Player Development
Cheryl Evans, Director, Minor League and Scouting Administration
Miguel Garcia, Director, Latin American Scouting
Ramon Perez, Director, Dominican Republic Operations
Kevin Hooker, Pacific Rim Coordinator
Eric Nieto, Assistant Director, Amateur & International Scouting
Avi Becher, Minor League Operations Coordinator
Marilyn Acevedo, Minor League Operations Administrative Assistant
Rafael Gonzalez, Coordinator, International Operations
Jimmy Ortiz, Administrative Assistant, Dominican Academy
Oscar Garcia, Venezuelan Academy Administrator
Patrick Saenz, Lakeland Clubhouse Manager

ROVING PERSONNEL

Bill Dancy, Minor League Field Coordinator
Joe DePastino, Catching Coordinator
Bruce Fields, Hitting Coordinator
Scott Fletcher, Hitting Coordinator
José Valentín, Infield Coordinator
Gene Roof, Outfield/Baserunning Coordinator
A.J. Sager, Pitching Coordinator
Jaime Garcia, Assistant Pitching Coordinator
Brian Peterson, Mental Skills Instructor
Josman Robles, Latin American Performance Coach
Dr. Spencer Wood, Performance and Mentals Skills Coach
Steve Chase, Strength and Conditioning Coordinator
Corey Tremble, Minor League Medical and Rehab Coordinator
Manny Pena, Assistant Medical Coordinator - International
Adam Daily, Analytics/TrackMan Coordinator
Jim McKew, Minor League Video Coordinator
Kan Ikeda, Minor League Assistant Video Coordinator
Sharon Lockwood, International Player Programs Coordinator
Israel Javalera, ESL/Cultural Assimilation Instructor

2018 AFFILIATES



TOLEDO MUD HENS (AAA)

International League
 406 Washington Street
 Toledo, OH 43604
 (419) 725-4367
 (419) 725-4368 (FAX)

ManagerDoug Mientkiewicz
 Pitching CoachJeff Pico
 Hitting CoachBrian Harper
 CoachBasilio Cabrera
 Athletic TrainerChris McDonald
 Strength/Conditioning Coordinator.....Jeff Mathers
 Video CoordinatorJason Klatt



ERIE SEAWOLVES (AA)

Eastern League
 110 E. 10th Street
 Erie, PA 16501
 (814) 456-1300
 (814) 456-7520 (FAX)

ManagerAndrew Graham
 Pitching CoachWillie Blair
 Hitting CoachMike Hessman
 CoachSantiago Garrido
 Athletic TrainerT.J. Obergefell
 Strength/Conditioning CoordinatorAllan Williamson
 Video CoordinatorKyle Lanczki



LAKELAND FLYING TIGERS (A)

Florida State League
 2301 Lakeland Hills Blvd.
 Lakeland, FL 33805
 (863) 686-8075
 (863) 688-9589 (FAX)

ManagerMike Rabelo
 Pitching CoachMark Johnson
 Hitting CoachTim Garland
 CoachFrancisco Contreras
 Athletic TrainerChris Vick
 Strength/Conditioning CoordinatorMatt Rosenhamer
 Video CoordinatorAustin Reed



2018 AFFILIATES



WEST MICHIGAN WHITECAPS (A)

Midwest League
4500 West River Drive
Comstock Park, MI 49321
(616) 784-4131
(616) 784-4911 (FAX)

Manager Lance Parrish
Pitching Coach Jorge Cordova
Hitting Coach Mariano Duncan
Coach John Vander Wal
Athletic Trainer Jason Schwartzman
Strength/Conditioning Coordinator Edwin Ortiz
Video Coordinator Aron Salzberg

CONNECTICUT TIGERS (A)

New York-Penn League
14 Stott Avenue
Norwich, CT 06360
(860) 887-7962
(860) 886-5996 (FAX)

Manager Gerald Laird
Pitching Coach Ace Adams
Hitting/Infield/Outfield Coach Rafael Martinez
Athletic Trainer Sean McFarland
Strength/Conditioning Coordinator Marcos Sierra
Video Coordinator Nolan Dill

GULF COAST LEAGUE TIGERS - WEST (Rookie)

Gulf Coast League
2301 Lakeland Hills Blvd.
Lakeland, FL 33805
(863) 686-8075
(863) 688-9589 (FAX)

Manager Gary Cathcart
Pitching Coach Mike Alvarez
Coach Bill Springman
Athletic Trainer Cody Derby
Strength/Conditioning Coordinator Dax Fiore
Video Coordinator Chas Cantrell

GULF COAST LEAGUE TIGERS - EAST (Rookie)

Gulf Coast League

Manager Luis López
Pitching Coach Carlos Bohorquez
Hitting Coach Rafael Gil
Athletic Trainer Erick Flores
Strength/Conditioning Coordinator Luis Rodriguez
Video Coordinator Chas Cantrell

DOMINICAN SUMMER LEAGUE TIGERS 1 (Rookie)

Dominican Summer League

Manager Ramon Zapata
Pitching Coach Jose Parra
Assistant Pitching Coach Luis Marte
Hitting Coach Jose Ovalles
Coach Francisco Martinez
Coach Soilo Perdomo
Coach Carlos Quintero
Athletic Trainers Jairo Diaz
Strength/Conditioning Coach Rafael Suero
Video Coordinator Austin Tripp

DOMINICAN SUMMER LEAGUE TIGERS 2 (Rookie)

Dominican Summer League

Manager Jesus Garces
Pitching Coach Luis Marte
Assistant Pitching Coach Williams Moreno
Hitting Coach Marco Yepez
Coach Carmelo Jaime
Coach Sandy Acevedo
Athletic Trainer Jairo Diaz
Strength/Conditioning Coach Thomas Munoz
Video Coordinator Austin Tripp



2017 TIGERS MINOR LEAGUE RECAP

The Tigers eight Minor League affiliates, including the club's team in the Dominican Summer League, combined to post an overall record of 394-409, a .491 winning percentage.

• Christin Stewart and Gregory Soto were named the Tigers Minor League Player and Pitcher of the Year, respectively. Stewart, became the first Tigers position player to win the award in consecutive seasons and hit .256 (124x485) with 67 runs scored, 29 doubles, three triples, 28 home runs and 86 RBI in 136 games for Double A Erie. He finished the season in the top five of most Eastern League offensive categories, including home runs (28, 1st), RBI (86, 3rd), doubles (29, T-4th) and slugging percentage (.501, 5th). Soto excelled at Single A West Michigan, carrying a 10-1 record with a 2.25 ERA (96.0IP/24ER) and 116 strikeouts, while holding opposing hitters to a .204 batting average over 18 starts. His performance earned him a call-up to Single A Lakeland on August 4, where he continued stifling hitters, going 2-1 with a 2.25 ERA (28.0IP/7ER) and 28 strikeouts.

TEAM-BY-TEAM RECORDS

Team	League	Division	Position	W	L	Pct.	GA/GB
Toledo	International (AAA)	West	3rd	70	71	.496	-8.5
Erie	Eastern (AA)	Western	4th	65	75	.464	-9.0
Lakeland	Florida State (A)	North	5th - First Half 3rd - Second Half	30 32	36 30	.455 .516	-7.0 -12.5
West Michigan	Midwest (A)	Eastern	1st - First Half 1st - Second Half	45 46	22 23	.672 .667	+5.5 +4.5
Connecticut	New York-Penn (A)	Stedler	2nd	37	35	.514	-3.5
GCL Tigers East	Gulf Coast (Rookie)	Northeast	4th	14	45	.237	-18.5
GCL Tigers West	Gulf Coast (Rookie)	Northwest	4th	29	28	.509	-6.5
DSL Tigers	Dominican (Rookie)	San Pedro de Macoris	7th	26	44	.371	-23.5

2017 TIGERS MINOR LEAGUE PLAYERS AND PITCHERS OF THE YEAR

Team	Player	Pitcher
Toledo	Efren Navarro	Logan Kensing
Erie	Christin Stewart	Artie Lewicki
Lakeland	Will Maddox	Matt Hall
West Michigan	Daniel Pinero	Gregory Soto
Connecticut	Cole Peterson	Drew Carlton
GCL Tigers East	Gresuan Silverio	Jesus Rodriguez
GCL Tigers West	Sam McMillan	Dylan Stock
DSL Tigers	Wenceel Perez	Angel DeJesus

2017 TIGERS MINOR LEAGUE PLAYERS AND PITCHERS OF THE MONTH

Month	Player	Pitcher
April	Zac Shepherd	Gregory Soto
May	Blaise Salter	Beau Burrows
June	Christin Stewart	Matt Hall
July	Dominic Ficociello	Tom deBlok
August	Danny Pinero	Artie Lewicki

2017 TIGERS MINOR LEAGUE PLAYERS AND PITCHERS OF THE WEEK

League	Player, Week	Pitcher, Week
International		Drew VerHagen, May 29-June 4 Artie Lewicki, August 21-27
Eastern	Mike Gerber, May 8-14 Gabriel Quintana, May 22-28 Harold Castro, August 7-13	Beau Burrows, August 7-13
Florida State	Zac Shepherd, April 17-23 Cam Gibson, July 3-9	Sandy Baez, June 5-11 Matt Hall, June 26-July 2 Josh Turley, August 28-September 4
Midwest	Blaise Salter, April 24-30 Cam Gibson, May 8-14	Alfred Gutierrez, May 8-14 Anthony Castro, May 22-28 Alfred Gutierrez, August 7-13



DWIGHT LOWRY AWARD (PLAYER DEVELOPMENT PERSON OF THE YEAR)

Year	Name	Position	Year	Name	Position
1996	Dwight Lowry	Fayetteville Manager	2007	Tom Brookens	West Michigan Manager
1997	Mark Meleski	Lakeland Manager	2008	Glenn Adams	Erie Hitting Coach
1998	Bruce Fields	West Michigan Manager	2009	Joe DePastino	West Michigan Manager
1999	Glenn Ezell	Catching Coordinator	2010	Gene Roof	Outfield/Baserunning Coordinator
2000	Kevin Bradshaw	GCL Tigers Manager	2011	Larry Herndon	Lakeland Hitting Coach
2001	Doug Teter	Medical Coordinator	2012	Dave Huppert	Lakeland Manager
2002	Jon Matlack	Pitching Coordinator	2013	Manny Crespo	Director, Latin American Player Development
2003	Jeff Jones	Toledo Pitching Coach	2014	Andrew Graham	West Michigan Manager
2004	Matt Walbeck	West Michigan Manager	2015	A.J. Sager	Pitching Coordinator
2005	Jon Matlack	Pitching Coordinator	2016	Steve Chase	Strength and Conditioning Coordinator
2006	Larry Parrish	Toledo Manager	2017	Corey Tremble	Minor League Medical and Rehab Coordinator

MINOR LEAGUE PLAYER OF THE YEAR

Year	Player	Team	Year	Player	Team
1996	Bubba Trammell	Jacksonville/Toledo	2007	Jeff Larish	Erie
1997	Juan Encarnacion	Jacksonville	2008	Ryan Strieby	Lakeland
1998	Gabe Kapler	Jacksonville	2009	Scott Sizemore	Erie/Toledo
1999	Javier Cardona	Jacksonville	2010	Andy Dirks	Erie/Toledo
2000	Billy McMillon	Toledo	2011	Nicholas Castellanos	West Michigan
2001	Eric Munson	Erie	2012	Avisail García	Lakeland/Erie
2002	Michael Rivera	Erie	2013	Devon Travis	West Michigan/Lakeland
2003	Juan Tejeda	West Michigan	2014	Steven Moya	Erie
2004	Cody Ross	Toledo	2015	Mike Gerber	West Michigan
2005	Brent Clevlen	Lakeland	2016	Christin Stewart	Lakeland/Erie
2006	Cameron Maybin	West Michigan	2017	Christin Stewart	Erie

MINOR LEAGUE PITCHER OF THE YEAR

Year	Pitcher	Team	Year	Pitcher	Team
1996	Brian Moehler	Jacksonville	2006	Burke Badenhop	West Michigan
1997	Francisco Cordero	West Michigan	2007	Duane Below	West Michigan
1998	Alan Webb	West Michigan	2008	Jon Kibler	West Michigan
1999	Francisco Cordero	Jacksonville	2009	Casey Crosby	West Michigan
2000	Calvin Chipperfield	West Michigan	2010	Adam Wilk	Lakeland/Erie
2001	Andy Van Hekken	West Michigan	2011	Drew Smyly	Lakeland/Erie
2002	Nate Cornejo	Erie/Toledo	2012	Bruce Rondón	Lakeland/Erie/Toledo
2003	John Birtwell	West Michigan	2013	José Alvarez	Toledo
2004	Preston Larrison	Lakeland	2014	Austin Kubitza	West Michigan
2005	Jon Connolly	West Michigan	2015	Joe Jiménez	West Michigan
2006	Wilfredo Ledezma	Erie	2016	Joe Jiménez	Lakeland/Erie/Toledo
2007	Jordan Tata	Lakeland	2017	Gregory Soto	West Michigan/Lakeland

JIM CAMPBELL AWARD (MOST IMPROVED)

Year	Player	Year	Player	Year	Player
1996	Eric Dinyar	2004	Kelly Hunt	2012	Eugenio Suarez
1997	Jayson Bass	2005	Brent Clevlen	2013	Guido Knudson
1998	Matt Miller	2006	Chris Maples	2014	Dixon Machado
1999	Max St. Pierre	2007	Deik Scram	2015	Montreal Robertson
2000	Dayle Campbell	2008	Casper Wells	2016	Grayson Greiner
2001	Omar Infante	2009	Brennan Boesch	2017	Zac Reininger
2002	Michael Rivera	2010	Charlie Furbush		
2003	Alex Trezza	2011	Duane Below		

LOWRY REMEMBERED WITH TIGERS MAN OF THE YEAR AWARD

The Detroit Tigers family suffered a tragic loss during the 1997 season when Jamestown Jammers manager Dwight Lowry collapsed and died suddenly at his home in Jamestown, NY, on July 10.

Shortly after Lowry's death, the Tigers renamed their annual Player Development Man of the Year Award in his honor.

Lowry, who was 39 at the time of his death, had been tabbed the club's inaugural Player Development Man of the Year in 1996 after leading the Single A Fayetteville Generals to a second-half division title and a South Atlantic League postseason berth.

Lowry was in his fourth season as a manager in the Tigers Minor League system and he had also spent parts of four seasons as a player with Detroit, including the 1984 World Championship campaign. Lowry is survived by his wife, Pamela, and children Sesslie, Amanda and Zachary.



DAN LUNETTA

Director, Minor League Operations

Entering his 14th season with the Tigers organization, Lunetta was named the Director of Minor League Operations on December 8, 2004.

He's based out of Lakeland, FL, and oversees the day-to-day player development business/administrative operations of the Minor League system, which includes the Tigers six U.S. based Minor League affiliates.

He is responsible for maintaining rules compliance as it relates to baseball's Major League Rules and also oversees the Tigers entire baseball operations budget.

Additionally, he supervises the Florida baseball operations at TigerTown, including Spring Training, extended Spring Training, Gulf Coast League and Florida Instructional League and he is also the baseball operations point person for the Tigers renovation project at TigerTown in Lakeland.

Selected as the recipient of the 2016 Sheldon "Chief" Bender Award, presented to an individual with distinguished service who has been instrumental in player development.

Prior to joining the Tigers organization, Lunetta most recently spent two seasons as a Special Assistant to the General Manager with the Montreal Expos (2002-03).

Lunetta spent 10 seasons with the Florida Marlins, joining the organization as the Director of Minor League Administration on December 1, 1991, before being promoted to Director of Major League Administration on November 1, 1998.

He previously served two seasons (1990-91) as the General Manager of Triple A Rochester in the International League.

Spent the 1989 season as the Director of Team Travel and Spring Training Coordinator for the Cincinnati Reds after serving the previous three seasons as the Director of Team Travel with Montreal (1986-88).

Spent the 1985 season as the Director of Baseball Operations with Triple A Buffalo in the International League.

Began his baseball career in 1980 as the General Manager of Single A Jamestown in the New York-Penn League, while also serving as the assistant spring training coordinator with Montreal.

Lunetta was a 2014 Inductee into the Chautauqua County (NY) Sports Hall of Fame.

A native of Jamestown, NY, Lunetta is a graduate of State University of New York at Brockport and resides in Lakeland, FL with his his wife, Jhoanna and sons, Anthony and Samuel.



DAVE OWEN

Director, Player Development

Enters his eighth season with the Tigers organization and the seventh in his current role after being named to the position on September 19, 2011.

Owen is directly responsible for all the on-field instruction at the Minor League level during Spring Training, the regular season and instructional league and works directly with Dan Lunetta in overseeing the Tigers Minor League system.

He joined the organization prior to the 2011 season as the club's Minor League infield coordinator. Prior to joining the Tigers organization, he spent three seasons as a coach at the Major League level with the Kansas City Royals, serving as bench coach in 2008 before becoming third base coach for the 2009 and 2010 seasons.

Spent one season in Japan as a coach with the Hokkaido Nippon Ham Fighters in 2007 and previously served as the Minor League infield coordinator for the Philadelphia Phillies for three seasons from 2004-06.

Prior to his coaching career, he spent 12 seasons as a scout with the Chicago White Sox (1992-96), Tigers (1997-99) and Phillies (2000-03).

Owen played professionally for 11 seasons after being selected by the Chicago Cubs in the 10th round of the June 1979 MLB First-Year Player Draft and saw action at the Major League level with the Cubs (1983-85) and Royals (1988).

His brother, Spike, played 13 seasons at the Major League level with the Seattle Mariners, Boston Red Sox, Montreal Expos, New York Yankees and California Angels.

Owen, 59, and his wife, Yasmin, reside in Cleburne, TX...they have two grown daughters, Haley and Courtney.



SCOTT PLEIS

Director, Amateur Scouting

Enters his 11th season in the Tigers organization and the eighth full season in his current role.

He is responsible for the day-to-day activities of the Tigers amateur scouting department.

Pleis joined the Tigers as a national crosschecker following the 2007 season, a position he held until being named to his current position on August 6, 2010.

Prior to joining the Tigers organization, Pleis served as the East Coast Crosschecker with the Chicago Cubs for three years (2005-07) and served as an area scout with the New York Yankees for 10 years (1995-2004).

A fourth round draft selection by the Toronto Blue Jays in 1981, he played two seasons in the Blue Jays organization (1981-82) and three in the St. Louis Cardinals organization (1983-85) before retiring following the 1985 season.

Pleis, 54, his wife, Lisa, and sons, Austin and Brock reside in St. Louis, MO.





CHERYL EVANS

Director, Minor League and Scouting Administration

Enters her 38th season in professional baseball and 14th with the Tigers after joining the club in February, 2005.

Before joining the Tigers in 2005, she spent the previous three seasons as the Director of Minor League Administration with the Florida Marlins.

Evans joined the Marlins in 1991 as the administrative assistant to the scouting department, a position she held until being named manager of scouting administration following the 1998 season.

She spent the 1990 and 1991 seasons as the administrative assistant to the scouting department with the Montreal Expos where she also served as an office manager from 1985-89.

Evans began her career in professional baseball while still in college as a seasonal employee at the Montreal Expos Spring Training home in West Palm Beach in 1969 and remained with the organization in that role until 1974.

She currently resides in Lakeland, FL with her husband, Tom and they have two grown children and three grandchildren: son, Mike, and his wife, Karolyn, reside in Wellington, FL with their son, Landry (1/9/12), while daughter, Cori, and her husband, Bryan, reside in Lakeland, FL with their daughter, Addison (11/10/12) and son, Jacob (3/3/15).



TOM MOORE

Director, International Operations

Entering his 24th season in baseball and 13th season with the Tigers.

Oversees all aspects of the Tigers international operations, including managing the international operations and signing bonus budgets and leading the international amateur and professional scouting efforts in Latin/South America, Asia, Australia and Europe.

Responsible for academy operations in the Dominican Republic and Venezuela.

Involved in the scouting and signing of the following players, who have played for the Tigers in the Major Leagues: Fu-Te Ni, Avisail García, Hernan Perez, Jose Ortega, Bruce Rondón, Eugenio Suarez, Steven Moya, Melvin Mercedes, Angel Nesbitt, Jose Valdez, Dixon Machado and Warwick Saupold.

Joined the Tigers organization on November 30, 2005 as the Assistant Director of Professional and International Scouting.

Prior to joining the Tigers organization, Moore spent the previous 11 seasons with the Boston Red Sox, serving the final four as the club's Assistant Director of Professional and International Scouting after serving four seasons as the club's Assistant Director of Scouting.

Began his baseball career in February of 1995 as an intern in the Boston Red Sox baseball operations department...in May of 1995, he took over the Major League video coordinator duties before joining the club full time as a baseball operations assistant in January of 1996.

A 1995 graduate from Springfield College, Moore lives in Reading, MA with his wife, Kerri, sons, William (12) and Timothy (6), and daughter, Emma (9).



MIGUEL GARCIA

Director, Latin American Scouting

Entering his 34th season in professional baseball and his 13th season with the Tigers after joining the organization on November 30, 2005.

Garcia is responsible for all aspects of the club's baseball operations efforts in Venezuela and also responsible for the supervision of scouting efforts in Latin America and other special assignments...among the players signed during his tenure are Avisail García, Dixon Machado, Melvin Mercedes, Steven Moya, Jose Ortega, Hernan Perez, Bruce Rondón and Eugenio Suarez, who all have seen action at the Major League level with the Tigers.

Prior to joining the Tigers organization, Garcia spent the previous four seasons as the Coordinator of Latin American Scouting for the Boston Red Sox and served as a scout and supervisor of operations in Venezuela with the Florida Marlins organization from 1997-2001.

A lefthanded pitcher, Garcia was signed by the California Angels as a non-drafted free agent in 1984 and made his Major League debut with the club in 1987...in addition to his time with the Angels in 1987, Garcia saw action with the Pittsburgh Pirates in three seasons (1987-89).

Garcia assisted current Tigers Executive Vice President of Baseball Operations and General Manager Al Avila with Florida's signing of Miguel Cabrera.

Garcia and his wife, Adriana, reside in Panama, with their daughters, Mariangelica and Anacorina.





RAMON PEREZ

Director, Dominican Republic Operations

Enters his 47th year in professional baseball and his 12th full season with the Tigers after joining the organization on June 21, 2006.

He is responsible for overseeing the daily scouting operation in the Dominican Republic, while also operating the club's tryout camps in the Dominican Republic.

Prior to joining the Tigers organization, he spent the previous five seasons (2002-06) with the Pittsburgh Pirates as a scout and scouting supervisor in the Dominican Republic. He also worked in scouting and player development in the Dominican Republic for both the Los Angeles Dodgers (1994-2002) and the Houston Astros (1985-93).

He previously spent one season as a coach for Single A Vero Beach in the Dodgers organization, while also serving as a first base coach (1994-2000) and third base coach (2000-01, 2004-05) for Aguilas in the Dominican Winter League. Signed with the Astros as an infielder in 1970 and remained in the organization through the 1979 season.

Perez also saw action in the Dominican Winter League with Escogido (1973-75), Aguilas (1975-82) and La Romana (1983-84).

Perez and his wife, Leonor, have a daughter, Paola, and son, Aldo.



MANNY CRESPO

Director, Latin American Player Development

Entering his 13th season with the Tigers after joining the organization on November 7, 2005.

Crespo coordinates baseball instruction in the Tigers baseball academies in the Dominican Republic and Venezuela and serves as an international liaison for Tigers players in the low minors.

He served as bench coach for Spain in the 2012 and 2014 European Championships as the team finished in third place in each tournament...also served as bench coach for Spain during the 2013 World Baseball Classic Qualifier as the team won the tournament and advanced to the World Baseball Classic for the first time...selected to manage Spain in the 2016 World Baseball Classic Qualifier.

Prior to joining the Tigers organization, Crespo spent the previous four seasons as the Latin American Coordinator of Instruction for the San Diego Padres.

Crespo previously served as manager of the Gulf Coast League Yankees and as a South Florida area scout with the New York Yankees during the 2002 season.

He was a part of the Florida Marlins organization from 1996-2001, serving as a hitting coach with the Gulf Coast League Marlins during his first three seasons with the organization and the organization's roving Minor League infield instructor in his final three seasons.

Went into private business from 1984-95, teaching hitting and directing the MC Bulldogs, a baseball team of 11-14-year-olds who traveled to tournaments during the summer.

He began his coaching career with Miami Dade-New World Center following the 1976 season and also coached at Florida International University for one season before joining the Padres in 1978 as a scout and Minor League infield instructor for five seasons 1979-83.

A third-round draft selection by the Boston Red Sox in 1968, he played nine seasons before retiring in 1976.

His son, Manny, serves as the head coach at Gulliver Prep High School in Miami, FL.

His daughter, Jessica, has three children, sons Roger Jr. and JianFranco, and daughter, Jianna Jolie.

He currently resides in Miami, FL with his wife, Maria.



KEVIN HOOKER

Pacific Rim Coordinator

Entering his 10th season with the Tigers after spending the previous seven seasons as a scout with the Philadelphia Phillies organization.

Hooker is responsible for overseeing the scouting operations in the Pacific Rim, which includes evaluating the professional leagues in Japan, Korea, Taiwan and China, scouting amateur players in Asia (mainly Japan, Korea, Taiwan and China) and Australia and overseeing the organization's Asian scouts.

He previously spent seven seasons (2002-08) as a scout with the Philadelphia Phillies where he was responsible for scouting all of Australia and added the coverage of Taiwan, Korea and Japan the last two years (2007-08).

In addition to his scouting experience with the Phillies, he served as a baseball coach at various levels in Australia for nine years (1997-2005).

Hooker was selected by the Philadelphia Phillies in the 31st round of the June 1995 MLB First-Year Player Draft after completing his playing career at Oregon State University.

He and his wife, Jennifer, have two daughters, Gemma and Ivy.





AVI BECHER

Minor League Operations Coordinator



Entering his 14th season with the Tigers after joining the club prior to the 2005 season. He assists in all phases of the baseball operations of the Minor League department. Prior to joining the Tigers organization, he spent the 2004 season as an intern in player development with the Florida Marlins. Becher attended Duquesne University in Pittsburgh, PA, graduating with a bachelor's degree in sports marketing...graduated with a Masters of Business Administration degree and a concentration in human resource management from the University of Phoenix. He resides in Lakeland, FL and is a native of the island of Curaçao.

ERIC NIETO

Assistant Director, Amateur and International Scouting



Enters his sixth full season in the Tigers organization and his second in his current role after being named to the position during the 2016 season. Nieto assists Scott Pleis and Tom Moore with the day-to-day responsibilities of the Amateur Scouting and International Operations departments. He held the title of Scouting Assistant, International Operations from 2013-16...in that role, he assisted Tom Moore in all phases of International Operations, including international scouting, Latin American Academy operations, signing bonus and operational budget administration. Spent one season as the Tigers International Operations intern. Prior to joining the Tigers, he spent one season as an administrative assistant for the Tri-City ValleyCats of the New York-Penn League. Nieto earned his bachelor's degree in Accounting from Manhattan College in May, 2008, and holds a master's degree in Sport Management from Florida International University. He is a native of Miami, FL, and resides in Lakeland, FL with his wife, Vivianne, and daughter, Stella Mia (10/29/15).

RAFAEL GONZALEZ

International Operations Coordinator



Enters his second full season as the International Operations Coordinator after being named to the position during the 2016 season. Gonzalez assists Tom Moore in all phases of International Operations, including international scouting, Latin American academy operations and signing bonus and operational budget administration. He spent one season as the Tigers International Operations intern. Prior to joining the Tigers, he spent one season as a marketing intern for the Miami Marlins. Gonzalez earned his bachelor's degree in sports management from Winston Salem State University in 2014. Is a native of Caracas, Venezuela, and moved to Weston, FL in 2007, where he graduated from Cypress Bay High School...now resides in Lakeland, FL with his wife, Oriana.



BILL DANCY

Field Coordinator

Dancy will serve as the organization's Minor League field coordinator in 2018, his sixth season in that role. The 2018 season will mark Dancy's 45th season in professional baseball.

Prior to joining the Tigers organization, he spent three seasons with the Chicago Cubs organization. He was tabbed the Southern League Manager of the Year in 2010 after guiding Double A Tennessee to the league's championship series. Dancy managed Triple A Iowa during the 2011 season, before serving as the organization's Minor League infield coordinator in 2012.

Dancy spent 28 seasons with the Philadelphia Phillies organization as a manager at the Minor League level (1979-95, 1998-99), Minor League infield coordinator (2000), Minor League field coordinator (2001-04, 2007-08) and as the club's third base coach at the Major League level (2005-06). He managed two seasons with the Atlanta Braves organization at Triple A Richmond (1996-97) and he served as a Minor League hitting coach with the Kansas City Royals organization in 2009.

He has guided his teams to the postseason 10 times during his Minor League managerial career, including winning league championships with Single A Peninsula in 1980 and Double A Reading in both 1983 and 1985. Dancy was named the Eastern League Manager of the Year by *The Sporting News* in 1983.

Dancy played six seasons at the Minor League level with the Phillies (1973-78) and New York Mets (1976).



JOE DEPASTINO

Catching Coordinator

DePastino will serve as the Minor League catching coordinator in 2018, his eighth season in that role and his 11th season in the Tigers organization.

He joined the Tigers organization in 2008 as the manager at Single A West Michigan, guiding the Whitecaps to the Midwest League playoffs during each of his three seasons. DePastino's assignment as the manager at West Michigan was his first professional managing or coaching assignment.

He played 13 seasons professionally after being selected by the Boston Red Sox in the seventh round of the June 1992 draft. Primarily a catcher in his career, DePastino played at the Minor League level with the Red Sox (1992-99), Baltimore Orioles (2000), Houston Astros (2000), New York Mets (2002-03), Atlanta Braves (2004) and Toronto Blue Jays (2005).

DePastino reached the Majors with the Mets in 2003, appearing in two games with the club.



BRUCE FIELDS

Hitting Coordinator

Fields will be entering his sixth season as the Minor League hitting coordinator in 2018.

Prior to returning to the Tigers organization, Fields spent seven seasons working in various capacities with the Cleveland Indians. He joined the Indians as a coach at Triple A Buffalo for the 2006 season. Fields was named Cleveland's Minor League hitting coordinator prior to the 2007 season, a role he held until being promoted to the club's Major League hitting coach on June 19, 2011. He served as Cleveland's hitting coach through the conclusion of the 2012 season.

Following the conclusion of his playing career, Fields returned to the Tigers organization to serve as a coach with Double A London (1992) and Triple A Toledo (1993-94) before he began his managerial career with Single A Jamestown (1995-96).

Fields spent four seasons (1997-2000) as the manager at Single A West Michigan. He led the Whitecaps to the Midwest League championship in 1998, garnering the Dwight Lowry Award as the Tigers Player Development Man of the Year. He was named the Midwest League's Manager of the Year in 2000 after guiding West Michigan to an 88-52 record.

He served as the manager of Toledo for two seasons (2001-02), leading the Mud Hens to the International League's West Division championship in 2002. Fields was named Detroit's hitting coach on October 9, 2002, a role he held until being named the club's bench coach on July 1, 2005.

Fields played 14 seasons after being selected by the Tigers in the seventh round of the June 1978 draft. He spent the majority of his career in the Minor Leagues, seeing Major League action with Detroit (1986) and Seattle (1988-89).

He eldest son, Aaron, was selected by Cleveland in the June 2010 draft. His youngest, Daniel, was selected by the Tigers in the June 2009 draft.



SCOTT FLETCHER

Hitting Coordinator

Fletcher will serve as the Minor League hitting coordinator in 2018 after serving as the infield coordinator the past three seasons.

Prior to assuming his position, he served as advance coach/assistant hitting coach for the Atlanta Braves Major League club for three seasons (2012-14). In his role, he assisted the hitting coach in every aspect of the hitting program and prepared the club's advance scouting reports prior to each series.

His additional coaching experience includes roving infield coordinator for the Colorado Rockies (2009-11), roving instructor in the Tampa Bay organization (1996-97), manager at Single A Charleston (1997), and assistant baseball coach at Emory University in Atlanta.

The former middle infielder was originally drafted by the Chicago Cubs in the first round of the Secondary Phase of the June 1979 Draft. He played 15 seasons at the Major League level with several clubs including the Cubs (1981-82), Chicago White Sox (1983-85, 1989-91), Texas Rangers (1986-89), Milwaukee Brewers (1992), Boston Red Sox (1993-94), and the Tigers (1995). During his career, he posted a .262 batting average, with 1,376 hits in 1,612 career games.

The Fort Walton Beach, FL native attended Georgia Southern University. He and his wife, Angie, have three children, Brittany, Brian and Brooke. Brian is currently an outfielder in the Kansas City Royals organization. Brittany is married to Mariners infielder Gordon Beckham.





TIGERS MINOR LEAGUE COORDINATORS

JOSÉ VALENTÍN

Infield Coordinator

Valentín enters his first season in the Tigers organization, and will serve as the Minor League infield coordinator in 2018.

Prior to joining the organization, he spent four seasons in the San Diego Padres organization, serving as the first base coach with the Padres for two seasons (2014-15) and manager of the Single A Fort Wayne TinCaps (2012-13), leading the team to the playoffs in each season. Following the 2012 season, Valentín was named the Low-A Manager of the Year by Baseball America.

Following his playing career, he served as an instructor at the Puerto Rico Baseball Academy and High School in Gurabo. Originally signed on October 12, 1986 by the Padres, as a non-drafted free agent, Valentín played five seasons in the Padres Minor League system before being traded to the Brewers...played parts of 16 seasons in the Major Leagues with the Milwaukee Brewers (1992-99), Chicago White Sox (2000-04), Los Angeles Dodgers (2005) and New York Mets (2006-07). During his career he posted a .243 batting average, with 302 doubles, 41 triples, 249 home runs, 816 RBI and 136 stolen bases in 1,678 games.

He and his wife Ilka, have two sons, Jesmuel and Yomar, and a daughter, Joveliz.



GENE ROOF

Outfield/Baserunning Coordinator

Roof begins his 32nd season in the Tigers organization in 2018. He will serve as the Minor League outfield/baserunning coordinator, a role he returned to in 2001 after last holding the position early in 1997.

In 2000, Roof managed Double A Jacksonville and led the Suns to the East Division title in the second half of the season. The Suns advanced to the Southern League Championship Series, narrowly being defeated by the West Tenn Diamond Jaxx. He managed Triple A Toledo from 1997-99 after he took over as the Mud Hens manager in June of 1997 when Glenn Ezell left the team to undergo heart surgery. Before taking over for Ezell, Roof had served as the Minor League outfield/baserunning coordinator since 1996.

Prior to his appointment as the Minor League outfield/baserunning coordinator, Roof spent four seasons (1992-95) as Detroit's Major League first base coach. Roof also spent one season as the manager for Double A London (1991) and two seasons at Single A Fayetteville (1989-90).

As a player, Roof played in parts of three seasons for the St. Louis Cardinals (1981-83) and Montreal Expos (1983). He collected a base hit in his first Major League plate appearance on September 5, 1981, off the Dodgers' Jerry Reuss. Gene is one of five Roof brothers to play professional baseball. His brother, Phil, spent 15 years in the majors as a catcher.

Roof's eldest son, Shawn, signed with the Tigers after being selected in the 33rd round of the 2007 MLB First-Year Player Draft. His middle son, Eric, signed with the Tigers after being selected in the 18th round of the 2009 MLB First-Year Player Draft, and is currently the Interim Baseball Head Coach at Eastern Michigan University. His youngest son, Jonathan, signed with the Texas Rangers after being selected in the eighth round of the 2010 MLB First-Year Player Draft.



A.J. SAGER

Pitching Coordinator

Sager will serve as the pitching coordinator in 2018 for his fifth season in the role after six seasons as the pitching coach at Triple A Toledo. It will mark his 17th season in the organization.

He spent his first five seasons (2002-06) in the organization as the pitching coach with Single A West Michigan, before serving in that same capacity with Double A Erie in 2007.

He pitched professionally for 12 seasons (1988-99), logging time in the San Diego, Colorado, Detroit and Cincinnati organizations.

In 123 lifetime Major League appearances with San Diego (1994), Colorado (1995) and Detroit (1996-98), Sager posted a 12-15 record, a 5.36 ERA and five saves.

Sager served as a color analyst for the University of Toledo football radio network for eight seasons (2000-07).





JAIME GARCIA

Assistant Pitching Coordinator

The 2018 season will mark Garcia's sixth season in the Tigers organization and his third as assistant pitching coordinator. Prior to his current position, he was pitching coach for the Gulf Coast League Tigers in 2015 and pitching coach for Double A Erie from 2013-14.

Prior to joining the Tigers, Garcia spent six seasons with the Houston Astros organization. He spent his first four seasons (2007-10) with the Astros as the organization's assistant pitching coordinator, before serving as the Minor League pitching coordinator in 2011. Garcia spent 2012 as the pitching coach with the Gulf Coast League Astros and the Latin Pitching Supervisor. Garcia spent four seasons with the Cincinnati Reds organization, serving as the pitching coach with Single A Dayton (2003) and the Gulf Coast League Reds (2004-06).

Prior to joining the Reds organization, he served as the pitching coach with Single A Charleston in the Kansas City Royals organization in 2000 before spending two years as the organization's Latin America Pitching Instructor (2001-02). Garcia spent the 1997 season as the pitching coach with Single A Beloit in the Milwaukee Brewers organization and both the 1998 and 1999 seasons as the pitching coach with the Gulf Coast League Rangers in Texas' organization.

He began his professional coaching career with the Chicago White Sox organization, serving as the pitching coach with the Gulf Coast League White Sox for three seasons (1988-90) before managing that club in 1991. Garcia served as the pitching coach with Single A South Bend for three seasons (1992-94) and Single A Prince William for two seasons (1995-96).



BRIAN PETERSON

Mental Skills Instructor

Peterson joined the Tigers organization as the mental skills instructor in 2003. The 2018 season marks Peterson's 37th season in professional baseball.

Prior to his appointment as the Tigers mental skills instructor, he spent nine seasons in the Marlins organization (1993-2001). During his tenure with the Marlins, Peterson served as the pitching coach for Single A Kane County (1993-97) and Double A Portland (1998) before being named the performance enhancement instructor (1999-2001).

His coaching career began with Kansas City's Double A affiliate in Memphis during the 1990-91 seasons as the club's pitching coach. In 1992, he was the pitching coach with Salt Lake, an independent team in the Rookie level Pioneer League.

Peterson has a master's degree in counseling psychology from the University of South Dakota.



JOSMAN ROBLES

Latin American Performance Coach

Robles enters his 13th season in the Tigers organization, and will serve his second as the Latin American Performance Coach.

Prior to becoming the Latin American Performance Coach, he served as the Gulf Coast League Tigers West hitting coach in 2016. He previously served in the same capacity with the Venezuelan Summer League Tigers for five seasons (2011-15), and managed the VSL Tigers for five seasons (2006-10).

Robles spent four seasons (2002-05) as the manager of the Venezuelan Summer League Red Sox before joining the Tigers organization in 2006. Prior to joining the Red Sox, he worked for the Florida Marlins for five seasons (1997-2001). He first joined the Marlins as a scout in Venezuela, before managing the Venezuelan Summer League Marlins in 2001.

Robles was named the Angel Vazquez Latin American Person of the Year in 2000.

In addition to his coaching and playing careers, Robles served as a broadcaster for the Universidad Central de Venezuela in 1995, and a commentator on Venevision (2009-11) and Circuito Radial de Caribes de Anzoategui (2011-14).

Originally signed as a non-drafted free agent by the Atlanta Braves in 1986, Robles played six seasons (1986-91) in the Braves Minor League system.



DR. SPENCER WOOD

Performance and Mental Skills Coach

Dr. Wood joins the Tigers organization in 2018 and will serve as the performance and mental skills coach.

He has spent the past 17 years working for a number of teams in professional leagues such as, the NBA, MLB and with a variety of individual athletes from multiple sports, including professional golf.

Dr. Wood has also assisted with national team mental skills preparation for international competitions such as the World Cup, World Championships and Olympic Games.

He has two undergraduate degrees, a masters in exercise science, and a PhD in psychology with an emphasis in sport psychology. He is also NCSA-CSCS certified and NASM-CPT certified.





TIGERS MINOR LEAGUE COORDINATORS

SHARON LOCKWOOD

International Player Programs Coordinator

Lockwood enters her 10th season with the Tigers organization as the international player programs coordinator, and her 21st season in professional baseball.

She is responsible for developing and implementing the Tigers acculturation program, used in the United States and the Dominican Republic. She provides the foundation for all Latin American and International players, including English, adapting to life in the U.S. and a broader base of life skills learning.

Lockwood began her career in baseball as an English teacher to Latin American players with the Kansas City Royals (1997-98). She also worked for the Cleveland Indians as an English teacher to Latin American players during Spring Training, extended Spring Training and the Gulf Coast League season in Winter Haven (1998-2008).

She received her bachelor's degree from the University of Central Florida, an interdisciplinary degree in humanities, foreign languages, music and art history. Lockwood earned a master's degree in applied linguistics from the University of South Florida.

Lockwood has three children: Meredith, Patrick and Robert.



COREY TREMBLE

Minor League Medical and Rehabilitation Coordinator

Tremble returns for his 11th season with the Tigers organization in 2018, his sixth as the Minor League medical and rehabilitation coordinator.

He served as the athletic trainer for the Gulf Coast League Tigers during the 2008 season, Single A West Michigan during the 2009 and 2010 seasons and Single A Lakeland during the 2011 and 2012 seasons. Additionally, he served as an athletic trainer with Surprise in the Arizona Fall League in 2010.

He graduated from Florida Southern College in 2005 and attended the University of South Florida for his graduate studies in Exercise Science from 2006-2008, where he also served as a Graduate Assistant Athletic Trainer.

Tremble is a Certified and Licensed Athletic Trainer, a Muscle Activation Technique Jumpstart Specialist, and a Certified Strength and Conditioning Specialist.

He was the 2006 recipient of the Dr. Clarence Livingood Memorial Scholarship from the Professional Baseball Athletic Trainers Society and currently sits on the PBATS Website and EMR Committees. Tremble resides in Lakeland, FL with his wife, Joanna.



MANNY PEÑA

Assistant Medical Coordinator - International

Peña enters his second season with the Detroit Tigers organization, and his first year as Minor League assistant medical coordinator - international.

He served as a Minor League athletic trainer with the GCL West team & Short-A Connecticut team during the 2017 season, prior to being named to his current position.

Peña was a graduate assistant athletic trainer at East Central University in 2015 and 2016 for the football, baseball, volleyball and cross-country teams. He also interned with the Detroit Tigers during Summer 2016.

He received his bachelor's degree from East Central University in Athletic Training in 2015, while he earned a master's degree in human resources from East Central University in 2016.

Peña is a certified athletic trainer and a licensed athletic trainer in the state of Florida.



STEVE CHASE

Strength and Conditioning Coordinator

Chase enters his 14th season with the Tigers organization, and his fourth as Minor League strength and conditioning coordinator after six seasons as the assistant strength and conditioning coordinator.

He served as a strength and conditioning coordinator with Single A Lakeland (2005), Double A Erie (2006-07) and Triple A Toledo (2008) prior to being named to his current position.

Chase received his bachelor's degree from Grand Valley State University in physical education with an emphasis on fitness and wellness.

He is a certified strength and conditioning specialist through the National Strength and Conditioning Association.



DOUG MIENTKIEWICZ

Toledo Manager

Mientkiewicz enters his first season with the Tigers organization and will serve as manager at Triple A Toledo, after spending the past five seasons as a manager in the Minnesota Twins Minor League system.

He previously managed Single A Fort Myers from (2013-14, 17), where he guided the Miracle to back-to-back postseason appearances, including the Florida State League Championship in 2014, defeating Daytona in the series three games to one. He then managed Double A Chattanooga from (2015-16), leading the Lookouts to the Southern League Championship in 2015, defeating Biloxi in the series three games to two.

Mientkiewicz began his coaching career in 2012 in the Dodgers organization as the hitting coach for Rookie Ogden. Originally selected by the Minnesota Twins in the fifth round of the 1995 MLB First-Year Player Draft out of Florida State University, the former first baseman played parts of 12 seasons in the Majors with the Twins (1998-2004), Red Sox (2004), Mets (2005), Royals (2006), Yankees (2007), Pirates (2008) and Dodgers (2009).

RECORD AS A MANAGER

Year	Club	League	W	L	Pct.	Position
2013	Fort Myers	Florida State	79	56	.585	First/First
2014	Fort Myers	Florida State	82	57	.590	First/First
2015	Chattanooga	Southern	76	61	.555	First/Third
2016	Chattanooga	Southern	75	65	.536	Third/Fourth
2017	Fort Myers	Florida State	75	60	.556	Third/First
MINOR LEAGUE TOTALS			387	299	.564	(Five Seasons)

BRIAN HARPER

Toledo Hitting Coach

Harper returns for his second season in the Tigers organization as the hitting coach at Triple A Toledo.

Harper previously served as hitting coach for four seasons with Triple A Iowa in the Cubs organization. He spent six total seasons in the Cubs organization, managing Single A Daytona in 2012 and Double A Tennessee in 2011. He led Tennessee to the Southern League championship round in 2011.

In addition to the Cubs, he also managed in the Angels (2001-07) and Giants (2010) organizations. He led his clubs to the playoffs four times, including 2006-07 with Triple A Salt Lake and 2010 with Single A San Jose.

The former catcher played 16 seasons in the Major Leagues (1979-95). He owned a .295 career batting average with 63 home runs and 423 RBI in 1,001 games with the California Angels (1979, 1981), Pirates (1982-84), Cardinals (1985), Tigers (1986), Athletics (1987, 1995), Twins (1988-94) and Brewers (1994).

JEFF PICO

Toledo Pitching Coach

Pico will enter his third season in the Tigers organization as the pitching coach at Triple A Toledo.

Pico previously served as the Major League pitching coach for the Cincinnati Reds for two seasons (2014-15).

Prior to joining the Reds organization, Pico spent 11 seasons in the Arizona Diamondbacks organization in various capacities including Minor League field coordinator (2009-11) and pitching coach at Single A Yakima (2003), South Bend (2004), Lancaster (2005-06), Visalia (2007), and Double A Mobile (2008).

Before his time with Arizona, he was pitching coach for the Chico Heat of the Independent Western League for five seasons (1997-2002). During that time, his Heat pitching staff led the league in ERA.

Pico pitched for three professional seasons after being selected by the Chicago Cubs in the 13th round of the 1984 MLB First-Year Player Draft. He posted a 13-12 record and 4.24 ERA over 113 total appearances for the Cubs.

BASILIO CABRERA

Toledo Third Base Coach

Cabrera enters his 34rd season in the Tigers organization, his third as third base coach at Triple A Toledo after eight seasons as a manager with the Gulf Coast League Tigers. He played in the Tigers system for eight years (1985-92) and the 2018 season marks his 26th as a Minor League coach.

Cabrera served as a coach for the Gulf Coast League Tigers in 2007, after spending the previous three seasons as a coach at Single A Oneonta (2004-06).

In 1993, Cabrera began his coaching career with Rookie level Bristol. He spent one season each with Single A Fayetteville, the Gulf Coast League Tigers and Single A Lakeland, before returning to the Gulf Coast League in 1997. After three seasons (1997-99) with the Gulf Coast League Tigers, Cabrera spent four seasons as a coach at Lakeland (2000-03).

As a player, Cabrera enjoyed three seasons (1987-89) at the Minor League level in which he collected a total of 113 stolen bases, highlighted by the 1989 season, when he swiped 45 bases. He played Double A ball in each of his last three active seasons as a player and retired following the 1992 campaign.





ANDREW GRAHAM

Erie Manager

Graham enters his first season as the manager at Double A Erie after spending last season as the manager at Single A Lakeland. He previously served three seasons as the manager at Single A West Michigan (2014-2016). It will mark his 10th season with the Tigers organization.

In 2016, his Whitecaps advanced to the Midwest League Eastern Division Championship Series after posting a 71-65 record, finishing third in the Midwest League's Eastern Division.

He guided the Whitecaps to the Midwest League's championship in 2015. In his first season as manager at West Michigan, he led the Whitecaps to their first playoff berth since 2010. He previously served three seasons as manager at Single A Connecticut.

He served as a coach with the Gulf Coast League Tigers in both 2009 and 2010, in addition to serving as the organization's Minor League catching coordinator in 2010.

Selected by the Tigers in the 19th round of the 2003 MLB First-Year Player Draft, he spent six seasons (2003-08) in the club's Minor League system as a catcher.

Graham saw action with Australia during the World Baseball Classic in both 2006 and 2009. He batted .364 (4x11) with three RBI in three games for Australia in 2009. He served as a coach for Australia in the 2017 World Baseball Classic.



RECORD AS A MANAGER

Year	Club	League	W	L	Pct.	Position
2011	Connecticut Tigers	New York-Penn	39	35	.527	t-First
2012	Connecticut Tigers	New York-Penn	35	40	.467	Third
2013	Connecticut Tigers	New York-Penn	33	42	.440	Third
2014	West Michigan Whitecaps	Midwest	82	48	.586	First/Second
2015	West Michigan Whitecaps	Midwest	75	64	.540	Sixth/Second
2016	West Michigan Whitecaps	Midwest	71	65	.522	Third
2017	Lakeland Flying Tigers	Florida State	62	66	.484	Fifth/Third
MINOR LEAGUE TOTALS			397	360	.524	(Seven Seasons)

MIKE HESSMAN

Erie Hitting Coach

Hessman joins the Erie coaching staff to serve as the hitting coach in 2018, after serving as the hitting coach for Single A West Michigan in 2017.

He previously served one season in the same capacity at Connecticut, which marked his first stint in a coaching capacity at any level.

Prior to coaching, Hessman set the Minor League career home run record at 433 with Triple A Toledo in 2015, the final season of his long playing career.

Hessman played parts of five seasons in the Major Leagues with three organizations, including the Atlanta Braves (2003-04), Tigers (2007-08), and New York Mets (2010). He hit 14 total home runs over 109 games with all teams collectively.

Originally selected by the Braves in the 15th round of the 1996 MLB First-Year Player Draft, the baseball veteran spent a total of 19 seasons in the Minor Leagues at various levels. He spent the most time with Toledo during his Minor League career. Prior to being drafted, he attended Mater Dei High School in California.



WILLIE BLAIR

Erie Pitching Coach

Blair, a former Tigers pitcher, will enter his third season as a coach in the Tigers organization and serve as the pitching coach at Erie. He spent the previous three seasons as the Major League bullpen coach with the San Diego Padres.

He originally joined the Padres organization as the pitching coach for Fort Wayne from 2011-12. Under his guidance, two Fort Wayne pitchers set single-season ERA records.

Prior to his time with the Padres, Blair served as pitching coach for the Joliet Jackhammers of the independent Northern League in 2010.

Blair was originally selected by the Toronto Blue Jays in the 11th round of the 1986 MLB First-Year Player Draft. He played parts of 12 Major League seasons, spending time with the Blue Jays (1990), Cleveland Indians (1991), Houston Astros (1992), Colorado Rockies (1993-94), Padres (1995-96), Tigers (1997, 2000-01), Arizona Diamondbacks (1998), and New York Mets (1998). He won a career-high 16 games for the Tigers in 1997. Blair served as the final Opening Day starter in Tiger Stadium history on April 12, 1999.



SANTIAGO GARRIDO

Erie Coach

Garrido will join the Erie staff as a coach, marking his first season in any coaching capacity, after most recently playing for Double A Erie and Single A Lakeland in 2017.

He appeared in 13 games between Erie and Lakeland in 2017 and compiled a 1-1 record, including one save with a 5.76 ERA (25.0 IP/16 ER) and 26 strikeouts.

Garrido played 10 Minor League seasons, with three organizations, including Kansas City (2007-13), Tampa Bay (2014) and Detroit (2016-17), and compiled a 18-32 record, 17 saves, a 4.54 ERA (513.0/259 ER and 397 strikeouts).

The Higuey, DR native was originally signed by the Royals as a non-drafted free agent on January 26, 2007.





ERIE SEAWOLVES (AA)

THE SEASON: The SeaWolves posted a 65-75 record (.464), finishing fourth in the Eastern League's West Division. Outfielder Mike Gerber was named the Eastern League Player of the Week for May 8-14. Infielder Gabriel Quintana earned Eastern League Player of the Week honors for May 22-28. Infielder Harold Castro and righthanded pitcher Beau Burrows were each named Player of the Week and Pitcher of the Week for August 7-13. Lefthanded pitcher Jairo Labourt, infielders Dominic Ficoiello and Gabriel Quintana and outfielders Christin Stewart and Mike Gerber were all named to the Eastern League Midseason All-Star Team. Stewart was named Tigers Minor League Player of the Month for June and was also named to the Eastern League Postseason All-Star Team. Ficoiello was named Tigers Minor League Player of the Month for July. Burrows was selected to Team U.S.A. for the 2017 All-Star Futures Game, while Labourt was selected to Team World.

THE BATS: Outfielder Christin Stewart finished the season in the top five of most Eastern League offensive categories, including home runs (28, 1st), RBI (86, 3rd), doubles (29, T-4th), total bases (243) and slugging percentage (.501, 5th), as well as leading the league in games played (136). Infielder Dominic Ficoiello ranked first in batting average (.306) in the Eastern League, while outfielder Mike Gerber ranked 10th (.291). Infielder Harold Castro recorded a team-high 15 game hitting streak from July 29-August 14, hitting .417 during that span. Ficoiello hit .411 during his 14 game hitting streak from June 28-July 15. On May 22, infielder Gabriel Quintana hit three home runs in a game against the Harrisburg Senators.

THE ARMS: Righthander Artie Lewicki led the SeaWolves with nine wins. Lefthander Tyler Alexander ranked fifth in the Eastern League with 120 strikeouts and led the SeaWolves in innings pitched on the season (138.1). On August 12 against New Hampshire, righthander Beau Burrows threw 6.0 no-hit innings, while striking out eight.

Player	AVG	G	AB	R	H	2B	3B	HR	RBI	BB	IBB	SO	SB	CS	OBP	SLG	SF	SH	HP	GDP	Games By Position								
																					1B	2B	3B	SS	OF	C	E		
Allen, Will	.000	2	7	0	0	0	0	0	0	1	0	1	0	0	.125	.000	0	0	0	1	0	0	0	0	2	0			
Castro, Harold	.290	106	414	51	120	16	4	1	30	18	0	53	20	9	.325	.355	5	6	6	9	0	42	0	7	53	0	6		
Cox, Zack	.281	85	274	31	77	13	0	3	33	30	0	70	1	0	.351	.361	6	0	3	4	0	15	17	0	0	0	1		
Diaz, Argenis	.083	4	12	1	1	0	0	1	1	1	0	2	0	0	.154	.333	0	0	0	0	0	0	2	1	1	0	0	2	
Eaves, Kody	.272	88	305	48	83	18	2	13	41	31	0	74	7	3	.343	.472	0	0	2	5	0	33	49	0	0	0	11		
Ficoiello, Dominic	.306	90	330	53	101	21	2	7	39	42	0	87	10	2	.379	.445	5	1	0	8	61	0	9	0	13	0	6		
Gerber, Mike	.291	92	350	62	102	22	2	13	45	39	0	85	10	6	.363	.477	3	0	2	2	0	0	0	0	0	87	0	1	
Gonzalez, Miguel	.242	26	91	12	22	1	0	4	10	8	0	18	1	0	.324	.385	0	0	3	1	0	0	0	0	0	0	24	0	
Greiner, Grayson	.241	98	328	34	79	20	1	14	42	38	0	72	0	0	.323	.436	2	0	3	16	0	0	0	0	0	0	93	6	
Hinkle, Wade	.133	23	75	7	10	2	0	3	12	9	0	24	0	0	.241	.280	1	0	2	1	23	0	0	0	0	0	0	2	
Kivett, Ross	.218	25	78	12	17	5	0	2	4	12	0	12	4	3	.337	.359	0	1	2	1	0	0	0	0	0	23	0	0	
Krizan, Jason	.393	14	56	10	22	4	0	4	14	8	0	3	2	1	.455	.679	2	0	0	0	1	0	0	0	0	0	9	0	0
Lugo, Dawel	.269	43	175	18	47	6	1	6	22	12	1	21	2	1	.314	.417	1	0	0	6	0	13	29	2	0	0	4	0	1
Maddox, Will	.297	17	64	5	19	1	0	1	5	2	0	15	3	0	.318	.359	0	1	0	3	3	8	0	0	0	0	0	1	0
McVaney, Jeff	.234	42	171	19	40	8	2	3	19	16	1	34	3	3	.325	.357	0	0	7	5	0	0	0	0	0	0	38	0	3
Moya, Steven	.246	59	224	23	55	10	1	11	35	19	1	65	2	0	.305	.446	2	0	1	4	0	0	0	0	0	0	50	0	3
Nunez, Gustavo	.133	4	15	2	2	0	0	0	2	0	1	1	0	0	.235	.133	0	0	0	0	0	0	3	0	1	0	0	1	0
Quintana, Gabriel	.265	118	434	61	115	30	3	22	73	20	2	124	1	0	.299	.500	7	1	4	6	55	0	24	0	0	0	14	0	1
Remes, Tim	.143	28	84	5	12	1	1	0	6	3	0	36	0	0	.169	.179	2	3	0	2	0	0	0	0	0	1	27	1	1
Simcox, A.J.	.250	125	436	55	109	22	5	8	36	27	0	72	12	5	.293	.378	4	6	1	10	0	1	125	0	0	0	29	3	0
Stewart, Christin	.256	136	485	67	124	29	3	28	86	56	1	138	3	0	.335	.501	8	0	6	4	0	0	0	0	0	0	124	0	3
Valdes, Luis	.200	6	20	2	4	1	0	0	1	0	0	8	0	0	.238	.250	0	1	0	1	0	0	0	0	4	0	0	0	0
Watkins, Logan	.239	72	238	36	57	6	2	2	20	34	0	44	4	6	.349	.307	2	4	7	5	2	27	15	7	18	0	7	0	0
Pitcher	W-L	ERA	G	GS	CG	SHO	SV	IP	H	R	ER	HR	HB	BB	IBB	SO	BK	WP	AVG	AB	TBF	SF	GF	HLD					
Achter, A.J.	0-0	5.34	14	2	0	0	1	28.2	30	17	17	3	0	14	1	24	1	1	.265	113	130	2	3	0					
Alaniz, Ruben	2-1	2.10	23	2	0	0	3	34.1	29	13	8	3	2	8	1	36	0	5	.221	131	143	1	11	1					
Alcantara, Victor	1-2	3.46	30	2	0	0	1	54.2	46	26	21	1	1	34	1	57	1	3	.231	199	237	1	4	6					
Alexander, Tyler	8-9	5.07	27	26	1	0	0	138.1	178	95	78	20	7	23	1	120	1	3	.309	576	614	6	1	0					
Baez, Sandy	0-1	4.50	2	2	0	0	0	10.0	9	6	5	3	0	5	0	13	0	1	.237	38	43	0	0	0					
Burrows, Beau	6-4	4.72	15	15	1	0	0	76.1	79	40	40	5	0	33	0	75	0	4	.269	294	331	3	0	0					
Cox, Zack	0-0	0.00	2	0	0	0	0	2.0	2	1	0	0	0	1	0	0	0	0	.143	7	8	0	2	0					
Crouse, Matt	7-6	4.60	23	18	0	0	0	109.2	127	64	56	16	1	31	0	69	1	1	.286	444	484	6	1	0					
Donatello, Sean	4-3	3.45	42	0	0	0	6	57.1	56	25	22	5	1	18	2	52	0	2	.263	213	237	3	17	7					
Ecker, Mark	0-0	2.00	15	0	0	0	3	18.0	15	4	4	2	0	8	0	18	0	1	.242	62	73	1	9	1					
Ferrell, Jeff	1-0	1.04	8	0	0	0	1	8.2	4	1	1	1	0	1	0	10	0	1	.133	30	31	0	5	0					
Garcia, Bryan	1-1	0.96	17	0	0	0	8	18.2	7	2	2	1	1	8	1	14	0	1	.115	61	70	0	15	2					
Garrido, Santiago	0-1	8.68	4	0	0	0	0	9.1	14	9	9	4	0	3	0	10	0	0	.350	40	43	0	1	0					
Hall, Matt	1-0	3.09	6	6	0	0	0	35.0	30	16	12	2	1	21	0	39	0	0	.224	134	156	0	0	0					
Jaye, Myles	1-7	4.29	14	14	1	1	0	71.1	77	41	34	8	6	23	0	73	0	6	.270	285	318	1	0	0					
Joquin, Waldis	2-4	6.06	12	1	0	0	0	16.1	23	12	11	3	1	6	1	14	0	1	.324	71	78	0	4	1					
Labourt, Jairo	1-1	2.64	21	0	0	0	4	30.2	23	10	9	3	0	7	0	36	0	2	.215	107	118	1	10	4					
Ladwig, A.J.	7-6	5.16	21	20	1	0	0	106.1	135	67	61	16	2	21	0	75	0	0	.308	439	467	4	1	0					
Lewicki, Artie	9-4	3.76	20	20	0	0	0	110.0	107	53	46	5	3	24	0	90	0	1	.250	428	460	2	0	0					
Long, Grayson	0-1	13.50	1	1	0	0	0	4.0	8	6	6	2	1	1	0	3	0	0	.444	18	21	1	0	0					
Moreno, Gerson	0-3	6.43	20	0	0	0	0	28.0	23	20	20	4	3	17	1	36	1	6	.221	104	127	1	2	2					
Navilhon, Joe	0-1	27.00	1	0	0	0	0	1.0	4	3	3	1	0	0	0	2	0	0	.571	7	7	0	1	0					
Nesbitt, Angel	0-0	9.00	2	0	0	0	0	2.0	5	2	2	1	0	1	0	3	0	0	.455	11	12	0	1	0					
Ravenelle, Adam	0-5	5.16	42	0	0	0	1	52.1	59	33	30	8	0	21	0	49	0	2	.291	203	228	1	14	6					
Reininger, Zac	1-1	1.48	16	0	0	0	1	24.1	13	5	4	0	0	8	1	29	0	0	.167	78	90	4	3	6					
Spomper, Kurt	6-4	4.50	40	0	0	0	2	46.0	42	26	23	1	3	23	3	33	0	1	.232	181	208	0	10	7					
Thompson, Jeff	1-0	0.00	1	0	0	0	0	2.0	2	0	0	0	0	1	0	4	0	0	.250	8	9	0	0	0					
Turley, Josh	0-2	5.56	5	2	0	0	0	11.1	12	8	7	1	4	10	0	8	0	2	.279	43	58	1	0	1					
Turnbull, Spencer	0-3	6.20	4	4	0	0	0	20.1	22	16	14	1	3	8	0	22	0	0	.272	81	93	1	0	0					
Vasquez, Anthony	3-1	2.84	5	5	0	0	0	31.2	34	12	10	3	0	5	0	18	0	0	.272	125	132	1	0	0					
Voelker, Paul	1-2	2.17	28	0	0	0	7	29.0	23	7	7	3	0	7	1	30	0	0	.215	107	114	0	18	2					
Watkins, Logan	0-0	0.00	1	0	0	0	0	1.0	1	0	0	0	0	1	0	0	0	0	.250	4	5	0	1	0					
Zagurski, Mike	2-2	2.16	12	0	0	0	0	16.2	12	4	4	2	0	5	1	25	0	0	.203	59	65	0	2	3					



MIKE RABELO

Lakeland Manager

Rabelo enters his first season as the manager at Single A Lakeland after managing Single A West Michigan in 2017. It marks his eighth season in the Tigers organization.

The 2017 Midwest League Manager of the Year helped guide the Whitecaps to a Midwest League leading 91 wins, marking the second time in West Michigan's 24-year history they won 90-plus games.

He previously spent three seasons as the manager at Single A Connecticut (2015-16), leading Connecticut to the playoffs in 2014, which marked his first managerial stint at any level. Prior to his manager role, Rabelo served as a coach with Single A Connecticut for two seasons (2012-13).

He served as a coach with the Gulf Coast League Tigers during the 2011 season, marking his first professional coaching assignment. He played professionally for 10 seasons after being selected by the Tigers in the fourth round of the 2001 MLB First-Year Player Draft. Rabelo saw action at the Minor League level with both the Tigers (2001-06, 2010) and Florida Marlins (2008-09).

Rabelo spent parts of three seasons at the Major League level with the Tigers (2006-07) and Marlins (2008), seeing action in 86 games.



RECORD AS A MANAGER

Year	Club	League	W	L	Pct.	Position
2014	Connecticut Tigers	New York-Penn	42	34	.553	Second
2015	Connecticut Tigers	New York-Penn	35	38	.479	Third
2016	Connecticut Tigers	New York-Penn	41	35	.539	Second
2017	West Michigan Whitecaps	Midwest	91	45	.669	First/First
MINOR LEAGUE TOTALS			209	152	.579	(Four Seasons)

TIM GARLAND

Lakeland Hitting Coach

Garland returns for his second season in the Tigers organization as the hitting coach at Single A Lakeland.

He was most recently the developmental specialist for one season with Single A Quad Cities in the Houston Astros organization in 2015. In his position as developmental specialist, he focused on the development of the River Bandits outfielders, as well as baserunning for all the players on the club.

Prior to his position as the developmental specialist, he spent two seasons as the hitting coach at Double A Corpus Christi, also in the Astros organization.

Prior to joining the Astros, Garland served as hitting coach for Double A Midland of the Oakland Athletics organization for two seasons (2011-12). He made his coaching debut in 2006 with Class A Kane County, later serving as hitting coach at Single A Stockton from 2007-10.

He was originally drafted by the New York Yankees in the June 1989 draft out of Pensacola Junior College, owning a career .281 batting average in 1,356 Minor League career games. In addition to the Yankees system, he spent time in the Giants, Orioles and Athletics organizations.

He currently resides in Danville, VA.



MARK JOHNSON

Lakeland Pitching Coach

Johnson returns to the Lakeland coaching staff as the pitching coach in 2018. It will mark his 12th season with the Tigers organization.

Prior to being named the pitching coach for Lakeland in 2017, he served two seasons in the same capacity at Single A West Michigan (2015-16), and was previously the pitching coach at Single A Connecticut for two seasons (2013-14).

He spent five seasons as the pitching coach with Single A West Michigan (2008-12). He served as the pitching coach with Single A Oneonta during the 2007 season, marking his first professional coaching assignment.

A first-round selection by the Houston Astros in the June 1996 draft, Johnson pitched nine seasons with the Astros (1997), Florida Marlins (1998), New York Yankees (1999), Tigers (2000-03, 2005), Milwaukee Brewers (2002) and Los Angeles Dodgers (2004) organizations.

Johnson's lone Major League experience was nine appearances during the 2000 season with the Tigers.



FRANCISCO CONTRERAS

Lakeland Coach

Contreras joins the Lakeland staff and will serve as a coach, after spending the 2017 season as the hitting coach for the Gulf Coast League Tigers West, which marked his first season in any coaching capacity.

He spent the 2016 season as a player-coach for the West Michigan Whitecaps and played six seasons in the Tigers Minor League system, spending four years with the Dominican Summer League Tigers (2010-14) and two years with Single A West Michigan (2014-15). He batted .231 (295x1279) over 377 career games in the Tigers system.

The Santo Domingo, DR native was originally signed by the Tigers as a non-drafted free agent on October 22, 2009.





LANCE PARRISH

West Michigan Manager

The former Tigers catcher and former Tigers coach will serve as manager for West Michigan in 2018 after four seasons as the Double A Erie manager. His other stints in a coaching capacity with the club include Tigers Major League bullpen coach (2000, 2003-05) and third base coach (1999, 2001).

Prior to being named the Tigers bullpen coach in 2003, he served as a color analyst for Detroit's games on UPN-50 for one season.

Before taking a break from baseball, he managed the Ogden Raptors of the Pioneer League (2006) and was named inaugural manager of the Great Lake Loons of the Midwest League (2007).

He coached with the Dodgers Double A San Antonio affiliate in 1997 and the first half of 1998 and was named manager on June 28, 1998 when Ron Roenicke was promoted to Triple A manager. The team proceeded to lose in the first round of the Texas League playoffs (3-2 to Wichita). He spent the 1996 season as the Royals roving catching instructor.

Prior to his coaching career, he played for the Tigers from 1977-1986 after being selected as Detroit's first pick (16th overall) in the June 1974 draft. In addition to three Gold Gloves (1983-85), he won the Silver Slugger Award at catcher six times (1980, 1982-84, 1986, 1990). The eight-time All-Star (1980, 1982-86, 1988, 1990) spent a total of 19 seasons at the Major League level with the Tigers, California Angels (1989-1992), Seattle Mariners (1992), Cleveland Indians (1993), Pittsburgh Pirates (1994) and Toronto Blue Jays (1995). He retired after the 1995 season with Toronto.

His son, David, also a catcher, was a first-round selection (28th overall) of the New York Yankees in the 2000 MLB First-Year Player Draft and his other son, Matthew, spent two seasons as an outfielder in the Tigers organization.



RECORD AS A MANAGER

Year	Club	League	W	L	Pct.	Position
1998	San Antonio Missions	Texas	23	36	.390	Fourth - 2nd Half
2006	Ogden Raptors	Pioneer	37	39	.487	Third
2007	Great Lakes Loons	Midwest	57	82	.410	Fifth
2014	Erie SeaWolves	Eastern	71	71	.500	Fourth
2015	Erie SeaWolves	Eastern	64	78	.451	Sixth
2016	Erie SeaWolves	Eastern	62	79	.440	t-Fourth
2017	Erie SeaWolves	Eastern	65	75	.464	Fourth
MINOR LEAGUE TOTALS			379	460	.452	(Seven Seasons)

MARIANO DUNCAN

West Michigan Hitting Coach

Duncan enters his first season in the Tigers organization, and will serve as the hitting coach for West Michigan, after spending the past eight seasons in the Chicago Cubs organization.

He previously served as the hitting coach for the Triple A Iowa Cubs in 2017, and served as a hitting coach for four seasons with High A Daytona/Myrtle Beach (2013-2016), and two seasons with Double A Tennessee (2011-2012).

Duncan began his coaching career with the Gulf Coast League Dodgers in 2003 and spent eight seasons in the Dodgers organization, serving as a coach with Triple A Las Vegas (2005), Double A Jacksonville (2004) and the first base coach for the Los Angeles Dodgers from 2006-2010.

The former infielder played 12 Major League seasons with the Dodgers (1985-89), Reds (1989-91, 1995), Phillies (1992-95), Yankees (1996-97) and Blue Jays (1997).

Duncan was a member of two World Series champions, the 1990 Cincinnati Reds and the 1996 New York Yankees.



JORGE CORDOVA

West Michigan Pitching Coach

Cordova returns for his second season as pitching coach with Single A West Michigan, his 13th season as a coach in the Tigers organization.

Cordova previously served as the pitching coach with Single A Lakeland in 2016. Additionally, he was the pitching coach for the Gulf Coast League Tigers in 2014. He spent the previous four seasons as the pitching coach with the organization's affiliate in the New York-Penn League, serving one season with Single A Oneonta (2009) and three seasons with Single A Connecticut (2010-12).

He served as the pitching coach with the Venezuelan Summer League Tigers during each of his first three seasons (2006-08) with the organization.

Cordova pitched for eight seasons at the Minor League level with the New York Yankees (1996), Florida Marlins (1998-2000), Cincinnati Reds (2000-02) and Tigers (2003-04). He compiled a 44-26 record and 3.30 ERA in 234 outings during his career.



JOHN VANDER WAL

West Michigan Coach

Vander Wal joins the West Michigan staff after serving four seasons as a scout with the Arizona Diamondbacks.

Prior to joining the Diamondbacks, he served as a scout for the San Diego Padres from (2009-2014).

Vander Wal was a third round pick in the 1987 draft out of Western Michigan University, and played 14 Major League seasons with the Expos (1991-93), Rockies (1994-98), Padres (1998-99), Pirates (2000-01), Giants (2001), Yankees (2002), Brewers (2003) and Reds (2004) and hit .261, with 97 home runs and 430 RBI in 1,372 games.

He was inducted into the Western Michigan University Broncos' Hall of Fame in 2003 and Grand Rapids Hall of Fame in 2005.





WEST MICHIGAN WHITECAPS (A)

THE SEASON: This past season the Whitecaps posted a Midwest League-leading 91 wins, with a 91-45 record (.669) and finished first in the Midwest League's Eastern Division. The 91 wins mark the second time in West Michigan's 24-year history that the team won 90-plus games. The Whitecaps also set a new Midwest League record for shutouts in a season with 28. Their in-season accomplishments resulted in them being named the best team in the Minor Leagues in 2017, which is voted on by the fans and MLB.com staff. Manager Mike Rabelo was named Midwest League Manager of the Year. Lefthanded pitcher Gregory Soto was named Tigers Pitcher of the Month for April and was named to the Midwest League Midseason and Postseason All-Star Team. Infielder Blaise Salter was named Midwest League Player of the Week for April 24-30, Tigers Player of the Month for May and named to Midwest League Midseason All-Star team. Outfielder Cam Gibson and righthander Alfred Gutierrez was named Midwest League Player of the Week for May 8-14. Righthander Tom de Blok was named Tigers Pitcher of the Month for July. Infielder Danny Pinero was named Tigers Player of the Month for August. Righthander Alfred Gutierrez was named Midwest League Pitcher of the Week for May 8-14 and again for August 7-13. Righthander Anthony Castro was named Midwest League Pitcher of the Week for May 22-28. Lefthander Austin Soddors, righthanded pitcher Jason Foley, infielder Josh Lester and outfielders Danny Woodrow and Jake Robson were all named to the Midseason All-Star Team.

THE BATS: Infielder Danny Pinero led the team with a .289 (122x422) batting average, which ranked seventh in the Midwest League. He also finished tied for fifth in doubles (29), tied for sixth in walks (57) and third in OBP (.377). Pinero also had a team-high 13 game hitting streak from August 6-21, hitting .438 (21x48), with seven doubles, two home runs and 12 RBI. Infielder Blaise Salter finished tied for fifth in doubles with 29. Outfielder Cole Bauml ranked fifth in the Midwest League with 131 hits. Outfielder Danny Woodrow ranked 10th in runs scored (.73) and seventh in both hits (127) and stolen bases (31).

THE ARMS: Lefthander Gregory Soto, and righthanders Anthony Castro and Alfred Gutierrez led the Whitecaps pitching staff with 10 wins, which ranked seventh in the Midwest League. Among Midwest League starters, Gutierrez also ranked fourth in ERA (3.06), fifth in strikeouts (127), second in WHIP (0.98) and first in opponents batting average (.213), and third in both strikeouts per nine innings (8.97) and walks allowed per nine innings (1.75). Lefthander Eudis Idrogo ranked third in ERA (3.01), seventh in innings pitched (134.2), sixth in WHIP (1.17) and fourth in walks allowed per nine innings (1.87). Lefthander Gregory Soto started 18 games for the Whitecaps and went 10-1, averaging 10.88 strikeouts per nine innings before being promoted to Single A Lakeland. John Schreiber led the team with 11 saves, while also posting a 0.54 ERA in 27 appearances, and striking out 12.5 batters per nine innings.

Player	AVG	G	Games By Position																									
			AB	R	H	2B	3B	HR	RBI	BB	IBB	SO	SB	CS	OBP	SLG	SF	SH	HP	GDP	1B	2B	3B	SS	OF	C	E	
Atthmann, Austin	.268	90	343	44	92	16	0	3	35	18	0	69	1	0	.305	.341	2	2	1	20	0	0	0	0	0	77	9	
Baum, Cole	.268	125	488	61	131	25	3	1	55	46	2	98	13	6	.335	.338	3	1	4	21	0	0	0	0	91	0	3	
Burch, Luke	.267	5	15	0	4	0	0	0	0	1	0	5	0	0	.353	.267	0	1	1	0	0	0	0	0	5	0	0	
Burdeaux, Dylan	.260	43	150	23	39	10	1	2	22	15	0	33	2	1	.329	.380	1	0	1	6	36	0	0	0	0	0	3	
Cameron, Daz	.250	3	8	1	2	0	0	0	1	3	0	4	0	1	.455	.250	0	0	0	0	0	0	0	0	3	0	0	
Gibson, Cam	.274	65	263	49	72	10	7	10	34	25	0	45	12	4	.334	.479	6	7	2	2	0	0	0	0	61	0	1	
Gonzalez, David	.259	21	54	13	14	0	1	0	7	8	0	5	0	0	.344	.296	2	2	0	2	0	19	0	0	0	0	1	
Hill, Derek	.285	35	144	28	41	8	1	6	21	16	0	38	12	5	.367	.444	2	2	4	1	0	0	0	0	23	0	2	
Lester, Josh	.275	66	265	30	73	17	1	9	42	12	0	46	1	1	.309	.449	5	0	3	1	6	0	56	0	0	0	6	
Longley, Drew	.227	62	216	28	49	17	3	2	17	20	0	77	0	0	.297	.361	1	0	2	1	3	0	0	0	0	59	3	
Machonis, Sam	.219	32	96	12	21	1	0	0	5	12	0	29	0	0	.324	.229	0	0	3	1	0	0	0	0	0	32	0	0
Paredes, Isaac	.217	32	115	16	25	3	0	4	21	13	0	13	0	0	.323	.348	0	0	5	8	0	3	5	22	0	0	3	
Pereira, Anthony	.251	126	470	45	118	29	1	7	64	40	0	84	11	3	.315	.362	1	3	4	9	0	61	16	46	1	0	16	
Pinero, Danny	.289	120	422	61	122	26	4	4	56	57	0	68	5	2	.377	.398	8	3	7	12	15	1	26	71	0	0	16	
Quero, Jose	.118	9	34	2	4	0	0	0	0	1	0	11	0	0	.143	.118	0	0	0	3	9	0	0	0	0	0	0	0
Remes, Tim	.000	2	5	0	0	0	0	0	0	1	0	4	0	0	.167	.000	0	0	0	0	0	0	0	0	0	0	2	1
Robson, Jake	.329	60	228	38	75	10	1	1	27	31	3	59	5	9	.408	.395	2	5	1	1	0	0	0	0	0	54	0	1
Rubio, Elvis	.096	15	52	3	5	0	0	0	4	6	0	16	1	0	.246	.096	2	0	5	1	0	0	0	0	0	12	0	0
Salter, Blaise	.330	66	261	39	86	29	0	6	53	17	0	47	2	0	.377	.510	5	0	6	7	61	0	0	0	0	0	0	8
Savage, Will	.215	25	79	9	17	3	1	0	5	9	0	20	4	2	.292	.278	1	1	0	0	0	23	0	0	1	0	5	0
Sedio, Chad	.268	80	272	41	73	16	3	11	41	21	0	52	1	1	.340	.471	3	1	10	5	9	30	3	0	22	0	8	
Shepherd, Zac	.158	41	139	17	22	6	0	0	13	25	0	64	0	2	.289	.201	1	0	1	1	0	1	34	0	0	0	0	7
Warner, Cameron	.250	7	24	4	0	0	0	0	5	3	0	7	1	0	.357	.250	0	0	1	0	0	6	0	0	0	0	0	2
Woodrow, Danny	.271	116	469	73	127	17	4	0	47	51	1	93	31	11	.341	.324	6	13	2	2	0	0	0	0	108	0	4	

Pitcher	W-L	ERA	G	GS	CG	SHO	SV	IP	H	R	ER	HR	HB	BB	IBB	SO	BO	WP	AVG	AB	TBF	SF	GF	HLD			
Carlton, Drew	0-0	0.00	1	0	0	0	0	1.0	0	0	0	0	0	0	0	0	0	0	.000	4	4	0	0	0	0		
Castro, Anthony	10-6	2.49	21	21	1	1	0	108.1	91	41	30	4	6	35	1	95	0	5	.226	402	451	4	0	0	0		
de Blok, Tom	4-2	2.87	23	11	0	0	1	78.1	69	28	25	6	0	13	0	73	1	5	.232	298	313	1	8	1	0		
Foley, Jason	3-1	1.55	18	0	0	0	5	29.0	20	7	5	0	0	5	1	36	1	3	.189	106	115	2	11	3	0		
Funkhouser, Kyle	4-1	3.16	7	7	0	0	0	31.1	30	13	11	3	1	13	0	49	1	0	.254	118	133	1	0	0	0		
Garcia, Bryan	1-2	3.14	14	0	0	0	0	9.14	12	6	5	0	0	4	3	27	0	1	.218	55	59	0	14	0	0		
Gutierrez, Alfred	10-7	3.06	24	20	1	0	1	126.1	101	51	43	15	8	23	0	127	0	2	.213	475	509	1	8	1	0		
Hill, Evan	2-0	3.58	16	0	0	0	1	27.2	22	12	11	1	1	15	1	36	1	6	.220	100	116	0	8	2	0		
Houston, Zac	0-0	2.53	24	0	0	0	0	2.46	24	13	13	1	10	22	1	71	1	2	.148	162	195	0	6	5	0		
Idrogo, Eudis	7-7	3.01	23	23	1	0	0	134.2	130	52	45	8	7	28	0	100	0	5	.255	510	546	1	0	0	0		
Jimenez, Eduardo	1-1	1.05	21	0	0	0	0	6.34	21	6	4	0	2	10	0	44	0	1	.179	117	134	2	11	2	0		
Machonis, Sam	1-0	0.00	1	0	0	0	0	1.0	0	0	0	0	0	0	0	1	0	0	.000	3	3	0	0	0	0	0	
Manning, Matt	2-0	5.60	5	5	0	0	0	17.2	14	11	11	0	1	11	0	26	2	2	.209	67	79	0	0	0	0	0	
Navihoun, Joe	2-2	2.70	11	0	0	0	1	23.1	15	8	7	0	1	5	0	28	0	0	.176	85	91	0	2	3	0	0	
Perez, Fernando	0-1	2.84	5	0	0	0	0	12.11	15	5	4	1	1	3	0	14	0	2	.244	45	49	0	1	1	0	0	
Pinto, Wladimir	0-0	0.00	1	0	0	0	0	0.1	1	0	0	0	0	0	0	0	0	0	.500	2	2	0	0	0	0	0	0
Sanchez, Anibal	0-1	6.75	1	1	0	0	0	4.0	5	3	3	0	0	2	0	3	0	0	.333	15	18	1	0	0	0	0	0
Schmidt, Clate	1-0	6.55	9	0	0	0	0	22.0	28	19	16	2	0	5	0	13	0	1	.318	88	96	3	5	1	0	0	0
Schreiber, John	5-1	0.54	27	0	0	0	11	50.1	25	5	3	0	3	8	1	70	0	0	.147	170	182	0	20	2	0	0	0
Shull, Jake	2-1	4.68	21	0	0	0	1	32.2	38	17	17	5	2	10	3	25	0	0	.292	130	144	2	13	1	0	0	0
Sittinger, Brandy	3-1	3.38	7	0	0	0	1	13.1	12	7	5	1	0	7	0	18	0	0	.226	53	60	0	4	1	0	0	0
Soddors, Austin	7-0	1.40	11	11	0	0	0	64.1	49	10	10	2	1	13	0	65	0	2	.217	226	243	1	0	0	0	0	0
Soto, Gregory	10-1	2.25	18	18	0	0	0	96.0	70	29	24	3	4	54	0	116	0	6	.204	343	404	2	0	0	0	0	0
St. John, Locke	1-5	2.94	27	1	0	0	2	64.1	54	23	21	6	3	17	0	74	0	3	.224	241	263	2	9	3	0	0	0
Szktunik, Trent	6-2	2.72	34	2	0	0	4	89.1	78	29	27	6	3	18	0	74	0	4	.234	334	357	2	17	4	0	0	0
Warner, Burris	0-0	4.00	4	0	0	0	2	9.0	4	5	4	0	0	5	0	9	0	0	.133	30	35	0	2	0	0	0	0
Watkins, Spenser	9-3	3.22	16	16	0	0	0	89.1	89	38	32	8	3	32	1	66	0	10	.262	340	380	3	0	0	0	0	0

**GERALD LAIRD****Connecticut Manager**

Laird returns for his second season as manager at Connecticut in 2018 after rejoining the Tigers organization in 2017.

Originally drafted by the Oakland Athletics in the second round of the June 1998 draft, Laird spent parts of 13 seasons in the Major Leagues with the Texas Rangers, Tigers, St. Louis Cardinals, Atlanta Braves and Arizona Diamondbacks.

The former catcher batted .243 (597x2452) with 38 home runs and 238 RBI over 799 games during his Major League career.

The Garden Grove, CA native was a member of the 2012 American League champion Tigers and the 2011 World Series champion Cardinals. He spent three total seasons with the Tigers (2009-10, 2012) and batted .231 (198x857) over 287 games with the club.

**RECORD AS A MANAGER**

Year	Club	League	W	L	Pct.	Position
2017	Connecticut Tigers	New York-Penn	37	35	.514	Second

RAFAEL MARTINEZ**Connecticut Hitting Coach**

Martinez enters his second season as the hitting coach at Connecticut in 2017.

He was previously the manager with the Gulf Coast League Tigers West for one season in 2016. Prior to managing the GCL Tigers West, he served as manager of the Dominican Summer League Tigers for five seasons.

He guided the DSL Tigers to the postseason for two consecutive seasons (2013-14), including the Dominican Summer League championship in 2013. He spent his first three seasons as a coach with the club (2008-10), which marked his first professional coaching assignment.

Originally signed by the Los Angeles Dodgers as a non-drafted free agent on November 22, 1991, he played seven seasons at the Minor League level with the Dodgers (1992-96), New York Mets (1997) and Boston Red Sox (1998) organizations.

Martinez most recently spent time working with younger players in Santo Domingo.

**ACE ADAMS****Connecticut Pitching Coach**

Adams will enter his third season in the Tigers organization as pitching coach at Connecticut. He previously spent one season in the same capacity at Triple A Fresno in the Houston Astros organization.

Prior to his time with the Astros, he spent seven seasons as pitching coach at the Minor League level in the St. Louis Cardinals organization. His seven seasons with the Cardinals included Single A Palm Beach (2013-14), Single A Quad Cities (2012, 2008-09), and Single A Batavia (2010-11).

Adams began his career in baseball as a batting practice pitcher in the Boston Red Sox organization for three seasons (1984-86), while also serving as the club's defensive coordinator. Adams coached at the collegiate level, serving as pitching coach at Dartmouth (1984), Harvard (1985), Brandeis (1986-89), and the University of Michigan (1989-96).

His first professional coaching position was in the Montreal Expos organization as pitching coach at Single A Jupiter from 1998-2001. He remained in Jupiter as pitching coach when the club began its affiliation with the Florida Marlins organization. Following his time with the Marlins, he joined the Red Sox organization to serve as pitching coach with Single A Lowell (2003), Single A Augusta (2004), Single A Wilmington (2005), and Double A Portland (2006).

Adams was drafted by the Cardinals in the 20th round of the 1971 MLB First-Year Player Draft but opted to attend the University of Michigan, where he was named All-Big 10 in 1973. Following his time at Michigan, the lefthanded pitcher was signed by the Pittsburgh Pirates in 1974.

**TIGERS IN THE MICHIGAN SPORTS HALL OF FAME**

Anderson, Sparky	1992	Harwell, Ernie	1989	Morris, Jack	2001
Beckmann, Frank	2007	Heilmann, Harry	1956	Mullin, George	1962
Bridges, Tommy	1963	Hernandez, Willie	2012	Navin, Frank	1976
Briggs, Walter O., Sr.	1969	Hiller, John	1989	Newhouser, Hal	1962
Brown, Gates	2002	Horton, Willie	1987	Northrup, Jim	2000
Bunning, Jim	1981	Iltch, Michael	2004	Parrish, Lance	2002
Campbell, James	1985	Jennings, Hughie	1958	Patrick, Van	1991
Carey, Paul	1992	Kaline, Al	1978	Rogell, Billy	1970
Cash, Norm	1984	Kell, George	1969	Rowe, Schoolboy	1961
Cobb, Ty	1955	Kuenn, Harvey	1993	Schembechler, Bo	1989
Cochrane, Mickey	1956	Lane, Ray	1997	Stanley, Mickey	1994
Crawford, Sam	1958	Leach, Rick	2010	Stearnes, Norman "Turkey"	2007
Devellano, Jim	2006	Leyland, Jim	2017	Tanana, Frank	2006
Egan, Wish	1960	Lolich, Mickey	1982	Trammell, Alan	2000
Fetzer, John E.	1984	Lund, Don	1987	Trucks, Virgil	1985
Freehan, Bill	1982	Manush, Heinie	1964	Tyson, Ty	1996
Gehring, Charlie	1956	Maxwell, Charlie	1997	Wertz, Vic	1983
Gibson, Kirk	1999	McAuliffe, Dick	1986	Whitaker, Lou	2000
Goslin, Goose	1965	McCosky, Barney	1995	York, Rudy	1972
Greenberg, Hank	1958	McLain, Denny	1991		



CONNECTICUT TIGERS (A)

THE SEASON: The Tigers posted a 37-35 record (.514), finishing second in the New York-Penn League's Stedler Division. Infielder Colby Bortles, as well as outfielders Jordan Pearce and Garrett McCain were named to the Midseason All-Star Team.

THE BATS: Infielder Colby Bortles and outfielder Reynaldo Rivera led the team with nine doubles. Rivera also tied for the team lead in RBI (26) with infielder Jordan Pearce. Outfielder Luke Burch had a team-high 13 game hitting streak from July 25-August 12, hitting .281 (16x57) during that span.

THE ARMS: Among starting pitchers in the New York-Penn League, Ryan Castellanos ranked tied for ninth in wins (5) and sixth in innings pitched (74.1). Righthander Matt Manning started nine games and finished with a 1.89 ERA (33.1 IP/7 ER) and 36 strikeouts, before being promoted to Single A West Michigan. Righthander Drew Carlton led the team with 10 saves, which ranked second in the New York-Penn League.

Player	AVG	G	AB	R	H	2B	3B	HR	RBI	BB	IBB	SO	SB	CS	OBP	SLG	SF	SH	HP	GDP	Games By Position									
																					1B	2B	3B	SS	OF	C	E			
Alcantara, Randel	.189	35	122	16	23	4	1	2	11	11	0	40	1	1	.266	.287	3	0	3	3	24	0	0	0	0	0	8			
Bortles, Colby	.251	56	187	22	47	9	1	3	23	23	0	48	1	0	.335	.358	3	0	2	2	4	0	43	0	0	0	13			
Burch, Luke	.261	42	157	20	41	2	1	0	11	16	1	31	8	1	.330	.287	2	3	1	1	0	0	0	0	41	0	0			
Burdeaux, Dylan	.306	14	49	6	15	4	0	0	7	6	0	13	0	0	.386	.388	1	0	1	1	9	0	0	0	0	0	0			
Coleman, Ro	.227	30	75	14	17	3	2	0	2	10	0	14	4	2	.326	.320	0	0	1	0	0	0	0	0	22	0	0			
De La Cruz, Issrael	.500	1	4	1	2	0	0	0	1	0	0	2	1	0	.500	.500	0	0	0	0	0	0	0	1	0	0	0			
Escobar, Elys	.255	17	51	7	13	3	0	1	8	7	0	14	2	0	.339	.373	1	0	0	1	0	0	0	0	0	17	2			
Garcia, Alexis	.231	3	13	0	3	0	0	0	3	0	0	3	0	0	.231	.231	0	0	0	0	0	1	1	1	0	0	0			
Hoffman, Teddy	.156	37	122	18	19	2	0	3	10	16	0	52	5	0	.264	.246	0	0	2	2	0	0	0	0	30	4	0			
Ledezma, Junnell	.303	20	66	7	20	3	0	0	4	9	0	21	2	1	.390	.348	1	0	1	0	0	2	7	1	8	0	5			
Machonis, Sam	.667	1	3	1	2	1	0	0	3	1	0	0	0	0	.750	1.000	0	0	0	0	0	0	0	0	1	0	0			
Martinez, Hector	.221	50	181	21	40	8	0	1	20	9	0	56	3	1	.259	.282	2	1	1	3	0	39	0	0	0	0	8			
Martinez, Julio	.125	2	8	0	1	0	0	0	0	0	0	7	0	0	.125	.125	0	0	0	0	0	0	0	0	0	2	0			
McCain, Garrett	.259	53	193	26	50	6	1	3	22	20	0	41	5	2	.339	.347	1	0	4	1	0	0	0	0	52	0	1			
Morgan, Joey	.250	34	112	14	28	5	0	1	10	9	0	25	0	0	.328	.321	2	0	5	4	0	0	0	0	0	34	0			
Pearce, Jordan	.261	42	153	9	40	5	0	2	26	11	0	45	3	1	.320	.333	2	0	3	3	26	0	10	0	0	0	6			
Peterson, Cole	.246	55	183	28	45	5	0	0	16	11	0	24	6	3	.285	.273	5	1	1	1	0	0	0	54	0	0	7			
Rivera, Reynaldo	.187	52	182	16	34	9	1	2	26	18	0	55	3	1	.261	.280	5	0	2	3	12	0	0	0	30	0	6			
Rosa, Dylan	.213	43	141	17	30	6	0	4	18	17	0	56	8	2	.292	.340	3	1	0	0	0	0	0	0	34	0	7			
Savage, Will	.222	30	99	11	22	1	0	0	8	7	0	20	5	2	.280	.232	0	1	1	4	0	19	2	9	1	0	4			
Serrano, Ariel	.222	3	9	2	2	0	1	0	2	2	0	1	0	0	.417	.444	0	0	1	0	0	0	0	0	3	0	0			
Silverio, Gresuan	.000	2	6	0	0	0	0	0	0	0	0	1	0	0	.000	.000	0	0	1	0	0	0	0	0	0	2	0			
Stormoes, Andres	.254	19	67	9	17	1	3	1	7	0	0	15	0	2	.254	.403	0	0	0	4	0	0	0	0	0	19	2			
Willing, Hunter	.133	11	30	4	4	0	1	0	2	4	0	10	0	0	.235	.200	0	0	1	0	0	0	11	0	0	0	3			
Tejeda, Bryan	.429	2	7	1	3	1	0	0	1	0	2	0	0	0	.556	.571	0	0	1	0	0	0	0	0	0	1	0			
Valdez, Ignacio	.111	10	27	3	3	1	0	1	1	3	0	13	1	0	.200	.259	0	0	0	0	0	0	0	0	8	0	1			
Warner, Cameron	.277	20	65	8	18	6	0	2	8	0	15	1	0	0	.365	.369	0	0	1	2	0	9	12	0	0	0	3			

Pitcher	W-L	ERA	G	GS	CG	SHO	SV	IP	H	R	ER	HR	HB	BB	SO	BK	WP	AVG	AB	TBF	SF	GF	HLD		
Aldridge, Dean	1-1	6.75	6	0	0	0	1	6.2	9	5	5	0	0	2	0	7	1	0	.333	27	29	0	2	0	
Bass, Brad	1-2	3.00	7	6	0	0	0	21.0	23	11	7	0	0	6	0	18	0	1	.280	82	88	0	0	0	
Carlton, Drew	1-0	1.29	13	0	0	0	10	14.0	8	2	2	1	0	2	0	20	0	2	.160	50	52	0	13	0	
Castellanos, Ryan	5-5	4.12	14	14	0	0	0	74.1	86	44	34	6	2	17	0	28	0	7	.291	296	321	3	0	0	
Castillo, Oswaldo	3-3	2.91	17	7	1	0	0	43.1	38	17	14	1	5	14	1	30	0	6	.239	159	182	4	1	2	
de Blok, Tom	0-0	0.00	1	1	0	0	0	3.2	1	0	0	0	0	1	0	5	0	0	.083	12	13	0	0	0	
Figueroa, Ken	2-2	3.52	7	6	0	0	0	30.2	38	18	12	1	2	11	0	18	0	1	.309	123	137	1	0	0	
German, Francisco	0-2	20.25	4	0	0	0	0	5.1	15	15	12	0	0	8	0	8	0	2	.500	30	40	1	0	0	
Gonzalez, Daniel	1-0	0.00	2	0	0	0	0	4.0	1	0	0	0	1	2	0	2	0	0	.091	11	14	0	0	0	
Green, Max	1-2	2.81	21	0	0	0	0	25.2	28	14	8	1	1	11	0	28	0	0	.269	104	117	0	8	5	
Hayes, John	1-0	4.43	17	0	0	0	0	22.1	32	12	11	1	0	11	0	18	0	2	.340	94	108	2	6	3	
Lance, Carson	2-3	2.45	10	3	0	0	0	29.1	20	9	8	0	0	8	0	26	1	4	.190	105	114	1	0	1	
Lescher, Billy	0-0	5.40	1	0	0	0	0	1.2	2	1	1	0	0	0	0	4	0	0	.286	7	7	0	0	1	
Lopez, Jose	0-0	13.50	1	0	0	0	0	0.2	2	1	1	0	0	1	0	1	0	1	.667	3	5	1	0	0	
Manning, Matt	2-2	1.89	9	9	0	0	0	33.1	27	10	7	0	2	14	0	36	0	1	.223	121	139	1	0	0	
Mateo, Jhonny	4-3	6.64	14	5	0	0	0	40.2	50	37	30	3	4	25	0	19	1	12	.301	166	199	4	1	0	
Muesses, Victor	1-0	3.76	21	0	0	0	0	26.1	26	12	11	0	0	16	1	21	0	6	.260	100	118	1	7	2	
Myers, Dane	1-2	2.33	13	12	0	0	0	46.1	31	14	12	2	0	10	0	29	0	1	.193	161	173	2	1	0	
O'Connell, Colyn	1-3	3.82	20	0	0	0	0	30.2	30	14	13	0	1	16	0	38	0	1	.248	121	139	1	3	2	
Pinto, Wladimir	1-0	0.00	8	0	0	0	0	4	9.2	2	0	0	0	1	0	18	0	0	.065	31	32	0	7	0	
Schmidt, Clate	0-1	1.50	10	0	0	0	0	12.0	7	4	2	1	0	0	0	12	0	1	.156	45	45	0	4	2	
Sittinger, Brandy	1-0	1.06	11	0	0	0	0	2	17.0	13	2	2	0	0	6	0	21	0	.210	62	68	0	6	3	
Stock, Dylan	0-0	0.00	1	0	0	0	0	1.0	0	0	0	0	0	1	0	0	0	0	.000	2	3	0	0	0	
Vasquez, Jose	1-2	3.89	10	8	0	0	0	39.1	35	21	17	1	1	16	0	33	0	2	.230	152	173	4	0	2	
Vest, Will	3-1	2.83	21	0	0	0	0	2	28.2	15	9	9	1	2	9	0	28	0	3	.156	96	108	0	3	4
Vilorio, Felix	1-0	2.63	12	0	0	0	0	13.2	14	4	4	0	1	5	0	10	0	2	.259	54	61	0	5	3	
Warner, Burris	3-1	4.15	14	1	0	0	0	26.0	27	14	12	0	2	8	1	27	0	3	.262	103	114	1	4	1	



GARY CATHCART

GCL Tigers West Manager

Cathcart enters his first season with the Tigers organization, and will serve as manager of the Gulf Coast League Tigers West, after spending the last two seasons as the Miami Marlins field coordinator.

He last managed in the New York-Penn League in 2015 for the Auburn Doubledays, the Washington Nationals' Rookie-level affiliate, where he spent five seasons as manager, leading the Doubledays to two straight New York-Penn League Pickney division titles in 2011 and 2012.

Prior to joining the Nationals, he spent seven seasons as a hitting coach or manager in the Toronto Blue Jays organization, serving two seasons as manager of the New Hampshire Fisher Cats (2008-09), one season with Single A Lansing (2007) and one season with Single A Pulaski (2004).

Cathcart was selected by the New York Yankees in the 33rd round in the June 1984 draft and played four seasons in the Yankees Minor League system, advancing as far as Triple A.



PLAYER DEVELOPMENT & SCOUTING

RECORD AS A MANAGER

Year	Club	League	W	L	Pct.	Position
2004	Pulaski Blue Jays	Appalachian	40	27	.597	Third
2007	Lansing Lugnuts	Midwest	78	61	.561	t-Third
2008	New Hampshire Fisher Cats	Eastern	61	81	.430	Eleventh
2009	New Hampshire Fisher Cats	Eastern	64	78	.451	Tenth
2010	Potomac Nationals	Carolina	70	69	.504	Fifth
2011	Auburn Doubledays	New York-Penn	45	30	.600	Third
2012	Auburn Doubledays	New York-Penn	46	30	.605	Third
2013	Auburn Doubledays	New York-Penn	26	49	.347	Fourteenth
2014	Auburn Doubledays	New York-Penn	34	41	.453	Ninth
2015	Auburn Doubledays	New York-Penn	36	38	.486	Ninth
MINOR LEAGUE TOTALS			500	504	.498	(10 Seasons)

BILL SPRINGMAN

GCL Tigers West Hitting Coach

Springman joins the Tigers organization and will serve as the hitting coach for the Gulf Coast League Tigers West, after spending last season as the hitting coach for the Uni-Lions of the Chinese Professional Baseball League.

Prior to coaching in the Chinese Professional Baseball League, he spent the 2015 season as an advisor to player development and senior hitting advisor for the Kansas City Royals.

He previously spent 14 seasons in the Minnesota Twins organization serving in various coaching capacities including as a Minor League hitting coordinator and mental skills coach (2006-14), Triple A Rochester hitting coach (2005) and Triple A Salt Lake hitting coach (1997-00).

Springman also served as a scout for the Chicago Cubs (1995-96) and Milwaukee Brewers (2001-02).

Originally drafted by the California Angels in the seventh round of the 1978 draft, the former infielder played three seasons in the Angels Minor League system.



MIKE ALVAREZ

GCL Tigers West Pitching Coach

Alvarez returns for his second season as Gulf Coast League Tigers West pitching coach in 2018.

He previously spent 19 seasons in the Atlanta Braves organization, most recently as the pitching coach of Triple A Gwinnett after being promoted to the position in May of 2016.

Alvarez spent time as a pitching coach, roving pitching instructor and pitching supervisor in the Braves organization from 1998-2016. Additionally, he spent three seasons (2012-15) as the pitching supervisor for the Dominican Summer League Braves. Alvarez also held the pitching coach post with Double A Mississippi from 2011-12 and Triple-A Richmond in 2005.

Following his playing career as a Minor League pitcher with the Baltimore Orioles (1980-81) and Kansas City Royals (1981-86), Alvarez spent 13 years as a Minor League pitching coach with the Royals from (1985-1997), including five years with the club's Triple-A team, the Omaha Royals.

Alvarez and his wife, Thelma, reside in Miami with their son, Kyle.





GULF COAST LEAGUE TIGERS WEST (ROOKIE)

THE SEASON: The GCL Tigers West posted a 29-28 (.509) record, finishing fourth in the Gulf Coast League's Northwest Division.

THE BATS: Infielder Jose Quero compiled the team's longest hitting streak of 11 games (August 11-22), batting .313 (15x48), with eight runs scored, two doubles, three home runs and 13 RBI. Quero also ranked tied for third in the Gulf Coast League with six home runs. Infielder Israel De La Cruz ranked tied for second in the league with 16 stolen bases. Infielder Jose King, who was acquired in the trade involving outfielder J.D. Martinez, played in 28 games, and hit .321 (36x112), with three doubles, a triple, six RBI and eight stolen bases.

THE ARMS: Among relievers in the Gulf Coast League, righthander Dylan Stock ranked third in opponents batting average (.144), first in strikeouts per nine innings (11.48) and first in fewest baserunners allowed per nine innings (7.09). Righthander Billy Lescher led the team with five saves.

Player	AVG	G	Games By Position																									
			AB	R	H	2B	3B	HR	RBI	BB	IBB	SO	SB	CS	OBP	SLG	SF	SH	HP	GDP	1B	2B	3B	SS	OF	C	E	
Alvarado, Darwin	.200	44	140	17	28	3	0	1	11	14	0	38	5	3	.278	.243	2	1	2	2	0	0	0	0	43	0	3	
Aristigueta, Keyder	.266	47	154	20	41	6	0	1	17	18	0	36	8	1	.365	.325	2	0	7	2	19	14	7	0	10	0	9	
Azujay, Jheysy	.303	29	89	7	27	1	0	0	6	1	1	13	4	1	.333	.315	0	1	3	1	5	0	0	0	0	0	20	5
Bivens, Jake	.267	24	45	5	12	0	0	0	5	10	1	6	4	0	.450	.267	0	2	3	5	0	0	13	0	0	0	0	2
Bojarski, Ulrich	.225	38	111	14	25	7	1	1	13	7	0	35	1	0	.298	.333	1	0	5	1	0	0	0	0	0	38	0	1
Cooper, Shane	.255	21	47	10	12	3	0	1	5	6	0	7	3	0	.333	.383	1	0	0	1	0	5	0	8	0	0	1	
De La Cruz, Israel	.297	46	128	23	38	5	2	0	8	8	0	33	16	10	.341	.367	1	1	1	2	0	12	0	16	10	0	8	
Garcia, Alexis	.208	39	125	19	26	4	4	0	16	17	1	39	8	4	.306	.304	3	1	2	0	1	20	10	11	0	0	5	
Gonzalez, Gerardo	.571	2	7	1	4	0	0	0	2	0	0	1	0	0	.500	.571	1	0	0	0	0	2	0	0	0	0	0	2
Hill, Derek	.163	14	49	11	8	1	1	1	7	10	0	15	7	0	.300	.286	1	1	0	1	0	0	0	0	0	7	0	0
Karstetter, Ryan	.226	31	93	9	21	2	1	1	15	8	0	19	2	0	.291	.301	1	1	1	2	0	0	30	0	0	0	11	
King, Jose	.321	28	112	18	36	3	1	0	6	6	0	29	8	9	.356	.366	0	0	0	1	0	0	0	26	0	0	8	
McMillan, Sam	.288	37	111	24	32	5	1	3	25	19	0	17	1	1	.441	.432	1	0	12	1	0	0	0	0	0	0	27	2
Pearce, Jordan	.342	13	38	6	13	0	0	2	10	5	0	7	0	1	.409	.500	1	1	0	0	9	0	3	0	0	0	1	
Quero, Jose	.256	40	156	25	40	6	0	0	6	26	13	1	32	0	1	.318	.410	2	0	2	1	25	0	0	0	17	0	4
Ramirez, Juan	.301	46	163	30	49	6	2	0	10	20	0	14	11	7	.385	.362	1	1	3	4	0	0	0	0	0	45	0	2
Rosa, Dylan	.000	1	2	0	0	0	0	0	1	0	0	1	0	0	.000	.000	1	0	0	0	0	0	0	0	0	0	0	0
Salas, Jose	.272	34	103	15	28	3	0	1	5	8	0	16	4	2	.348	.330	0	0	4	3	0	9	19	6	0	0	7	
Serrano, Ariel	.294	7	17	0	5	1	0	0	2	0	0	1	2	0	.294	.353	0	1	0	1	0	0	0	0	0	7	0	0
Tejeda, Bryan	.222	28	81	7	18	4	0	1	11	7	0	19	1	0	.308	.309	0	0	3	1	10	0	0	0	0	0	15	3
Torres, Bryan	.033	17	30	1	1	0	0	0	2	2	0	13	0	0	.139	.033	2	0	2	1	0	0	0	0	0	0	9	3
Valdez, Ignacio	.255	20	55	10	14	3	0	4	18	10	0	21	0	1	.382	.527	1	0	2	1	0	0	0	0	0	20	0	1
Warner, Cameron	.556	3	9	3	5	1	0	1	3	3	0	0	0	0	.667	1.000	0	0	0	0	0	0	3	0	0	0	0	1
Zeile, Shane	.306	9	36	5	11	2	0	0	6	3	0	8	2	0	.359	.361	0	0	0	2								

Pitcher	W-L	ERA	G	GS	CG	SHO	SV	IP	H	R	ER	HR	HB	BB	SO	BK	WP	AVG	AB	TBF	SF	GF	HLD	
																								Aldridge, Dean
Arriera, Gio	0-2	4.61	11	11	0	0	0	27.1	30	18	14	3	3	14	0	28	1	2	.278	108	126	1	0	0
Belisario, Johan	1-0	5.40	5	0	0	0	1	8.1	8	5	5	0	0	1	0	8	0	1	.276	29	32	2	2	0
Carlton, Drew	0-0	0.90	6	0	0	0	2	10.0	10	2	1	0	1	1	0	9	0	1	.263	38	40	0	3	0
Crosby, Drew	0-0	4.00	16	0	0	0	0	27.0	34	17	12	0	1	12	0	29	0	6	.298	114	127	0	3	3
Fernandez, Aaron	2-3	4.21	15	0	0	0	0	25.2	26	17	12	1	3	13	1	24	0	8	.263	99	120	3	3	0
Figuerola, Ken	1-1	1.88	6	5	0	0	0	28.2	23	12	6	0	3	8	0	21	0	1	.219	105	118	1	1	0
German, Francisco	1-2	2.49	12	0	0	0	1	21.2	21	8	6	0	2	13	3	24	1	3	.253	83	100	1	4	0
Gonzalez, Daniel	4-1	2.57	13	7	0	0	0	42.0	38	16	12	0	2	20	0	40	1	5	.241	158	183	2	1	0
Guzman, Carlos	0-0	1.59	3	0	0	0	0	5.2	4	2	1	0	1	0	0	7	0	0	.182	22	23	0	1	1
Howe, Tyler	3-1	1.57	10	1	0	0	1	23.0	14	5	4	0	3	13	0	28	0	0	.192	73	91	1	2	1
Javier, Xavier	1-5	8.23	11	7	0	0	0	35.0	40	41	32	3	8	35	0	18	2	10	.292	137	184	4	0	1
Lescher, Billy	1-3	2.45	17	0	0	0	5	22.0	14	11	6	1	0	6	0	26	0	2	.173	81	91	3	12	1
Moreno, Dominic	0-0	0.00	1	0	0	0	0	0.1	0	0	0	0	0	1	0	1	0	0	.000	1	2	0	0	0
Nesbitt, Angel	0-0	3.00	2	2	0	0	0	3.0	2	1	1	0	0	0	0	5	0	1	.200	10	11	1	0	0
Reuss, Grant	1-2	21.73	16	0	0	0	0	13.2	15	37	33	1	6	41	0	9	1	13	.288	52	100	1	2	1
Savarese, Mark	3-0	2.89	9	0	0	0	0	13.2	18	7	6	2	1	5	0	16	1	3	.254	71	78	1	1	1
Serrano, Ariel	0-0	0.00	1	0	0	0	0	1.0	0	0	0	0	0	1	0	2	0	0	.000	3	4	0	1	0
Smith, Blake	2-2	2.18	1	0	0	0	1	20.2	15	11	5	0	0	7	1	15	0	2	.200	75	86	2	2	1
Stalsberg, Mitchell	0-2	3.94	9	8	0	0	0	29.2	24	14	13	2	2	11	0	34	0	2	.220	109	123	1	0	1
Stock, Dylan	2-2	3.94	17	0	0	0	4	26.2	13	6	4	1	1	7	1	34	0	0	.144	90	99	0	13	1
Thomas, Kyle	0-0	6.00	2	0	0	0	1	3.0	4	2	2	0	0	0	0	4	0	0	.308	13	13	0	2	0
Turnbull, Spencer	0-0	4.00	2	2	0	0	0	9.0	8	5	4	0	0	2	0	16	0	0	.342	33	35	0	0	0
Villarreal, Javier	3-2	3.69	10	10	0	0	0	46.1	50	29	19	0	4	14	0	30	1	9	.270	185	203	0	0	0
Vilorio, Felix	2-0	5.87	8	0	0	0	1	15.1	17	10	10	1	2	2	0	12	0	0	.274	62	67	1	3	0
Weston, Drew	2-0	4.50	5	3	0	0	0	24.0	38	16	12	1	1	2	0	12	0	0	.349	109	113	1	0	0



LUIS LÓPEZ

GCL Tigers East Manager

López will manage the Gulf Coast League Tigers East in 2018, his first stint as a manager at any level, after spending the past six seasons as the Minor League infield coordinator with the Atlanta Braves.

Prior to his six seasons with Atlanta, López spent four seasons in the Boston Red Sox organization as a Minor League hitting coach.

Originally signed by the San Diego Padres as a non-drafted free agent in 1987, he spent 11 Major League seasons with the Padres (1993-94 and 1996), New York Mets (1997-99), Milwaukee Brewers (2000-02), Baltimore Orioles (2002-04) and the Cincinnati Reds (2005).

The former infielder hit .241 (390x1620), with 22 home runs and 151 RBI over 721 games during his Major League career.



RAFAEL GIL

GCL Tigers East Hitting Coach

Gil will serve as the Gulf Coast League Tigers East hitting coach, after serving as the manager of the Gulf Coast League Tigers West in 2017. The 2018 season will mark his eighth season with the Tigers organization.

He was the manager of the Gulf Coast League Tigers East in 2016. He previously served as manager of the Venezuelan Summer League Tigers for five seasons (2011-15).

He guided the VSL Tigers to a Venezuelan Summer League Championship in 2014. His stint as the manager of the Venezuelan Summer League Tigers marked his first professional managing or coaching assignment.

Originally signed by the Boston Red Sox as a non-drafted free agent on July 22, 2003, he spent five seasons with the organization as a catcher. He saw action with Single A Lowell in the New York-Penn League during his final season in 2008.



CARLOS BOHORQUEZ

GCL Tigers East Pitching Coach

Bohorquez returns for his ninth season in the Tigers organization and his third as the pitching coach for the GCL Tigers East. He previously served as the pitching coach with the Venezuelan Summer League Tigers for six seasons, which marked his first professional coaching assignment.

Originally signed by the Cincinnati Reds as a non-drafted free agent on July 12, 1999, he spent three seasons in the organization as a third baseman before being converted to a pitcher. Bohorquez compiled a 14-19 record and 3.90 ERA in 194 games over six seasons as a pitcher in the Reds Minor League system (2002-07). He pitched in Mexico during the 2008 season.





GULF COAST LEAGUE TIGERS EAST (ROOKIE)

THE SEASON: The GCL Tigers East posted a 14-45 (.237) record, finishing fourth in the Gulf Coast League's Northeast Division.

THE BATS: Catcher Gresuan Silverio led the team in hits (45), RBI (29), batting average (.331), on base percentage (.422), slugging (.449) and OPS (.871). Outfielder Julio Martinez ranked second on the team with 41 hits, first in home runs (3) and total bases (63). On August 8, infielder Moises Nunez had a five hit game against the GCL Yankees West.

THE ARMS: Among starting pitchers, righthander Jesus Rodriguez ranked in the top five in the Gulf Coast League in various pitching categories, including third in innings pitched (58.0), fifth in ERA (3.26 ERA), fifth in WHIP (1.19), fourth in opponents batting average (.257), third in strikeouts per nine innings (4.19) and first in walks allowed per nine innings (1.55). Righthander Sandel De La Cruz led the pitching staff with 41 strikeouts. Righthander Carlos Guzman led the team with four saves.

Player	AVG	G	Games Played by Position																								
			AB	R	H	2B	3B	HR	RBI	BB	IBB	SO	SB	CS	OBP	SLG	SF	SH	HP	GDP	1B	2B	3B	SS	OF	C	E
Arias, Franklin	.220	42	132	25	29	5	1	0	14	25	0	17	7	3	.346	.273	1	2	1	3	0	0	0	0	42	0	4
Bello, Moises	.279	39	129	19	36	3	1	1	13	9	0	9	7	4	.331	.341	0	3	1	6	4	0	26	1	10	5	
Cortez, Johandry	.238	29	80	6	19	1	0	1	9	5	0	18	1	0	.291	.288	0	0	1	1	19	0	0	0	0	3	
Escalona, Ildemaro	.248	47	149	8	37	4	2	0	12	8	0	29	2	3	.289	.302	1	0	1	4	0	4	0	43	0	13	
Gonzalez, Cesar	.289	26	90	13	26	4	1	2	14	7	0	23	2	1	.340	.422	0	0	0	1							
Gonzalez, Gerardo	.219	37	114	11	25	6	1	0	10	9	0	40	1	3	.286	.289	1	7	2	1	0	18	14	0	0	4	
Gonzalez, Jose	.171	11	35	9	6	1	0	0	1	3	0	8	2	0	.293	.200	0	1	3	1	0	0	0	0	11	0	
Hurtado, Pedro	.188	32	96	7	18	2	2	1	9	9	0	22	0	1	.264	.281	0	3	1	1	2	0	0	0	0	30	8
Martinez, Julio	.259	49	158	19	41	9	2	3	15	11	0	39	3	0	.322	.399	1	1	4	1	0	0	0	0	49	2	
Nunez, Moises	.186	37	113	12	21	4	0	0	8	15	0	27	3	0	.304	.221	2	1	5	5	22	0	0	0	0	14	5
Ramos, Melvin	.206	34	97	15	20	1	1	1	7	15	0	34	4	3	.313	.268	2	1	1	0	0	17	1	18	0	6	
Santos, Allan	.172	40	128	10	22	9	1	1	12	16	1	40	2	1	.264	.281	3	1	1	6	0	0	0	0	30	0	
Silverio, Gresuan	.331	42	136	10	45	8	1	2	29	22	2	23	1	1	.422	.449	2	0	1	3	17	0	0	0	0	21	3
Torres, Mike	.179	31	78	7	14	1	0	0	4	8	0	21	2	4	.289	.192	0	1	4	0	0	14	17	0	0	10	
Vital, Santiago	.234	51	175	28	41	7	2	2	16	8	0	44	8	3	.276	.331	0	2	2	3	0	0	0	0	49	1	
Ynirio, Jorge	.226	35	106	9	24	1	1	0	5	3	0	21	4	3	.248	.255	0	2	0	2	1	17	10	2	0	10	

Pitcher	W-L	ERA	G	GS	CG	SHO	SV	IP	H	R	ER	HR	HB	BB	IBB	SO	BK	WP	AVG	AB	TBF	SF	GF	HLD
Baker, Jake	0-1	3.60	8	0	0	0	0	10.0	8	6	4	0	0	5	0	11	0	2	.222	36	42	0	1	0
Batista, Franchi	0-2	7.02	12	0	0	0	1	16.2	17	14	13	2	2	9	1	13	0	6	.262	65	78	2	7	1
De La Cruz, Sandel	0-6	4.89	10	10	0	0	0	46.0	47	32	25	2	9	22	0	41	2	7	.254	185	217	1	1	0
De La Rosa, Bairon	1-2	6.86	15	1	0	0	1	21.0	19	16	16	1	6	16	0	18	3	5	.247	77	107	1	1	0
De Pena, Enrique	0-3	6.98	11	1	0	0	0	19.1	29	17	15	2	2	8	1	9	1	11	.330	88	98	0	6	0
Escalona, Edgar	2-7	5.73	11	11	0	0	0	44.0	58	35	28	3	5	17	0	25	1	4	.319	182	205	1	0	0
Guante, Julio	0-5	7.04	14	1	0	0	0	30.2	44	37	24	1	6	12	1	16	0	7	.137	139	161	2	6	0
Guzman, Carlos	1-1	0.45	11	0	0	0	4	20.0	12	2	1	0	3	6	0	18	0	0	.179	67	76	0	9	0
Lopez, Ronaldo	2-2	6.44	11	2	0	0	1	29.1	43	24	21	4	3	14	0	25	1	2	.339	127	147	3	3	1
Paulino, Miguel	1-1	7.25	11	0	0	0	0	22.1	15	19	18	1	5	32	0	24	0	10	.195	77	114	0	2	0
Rodriguez, Hector	0-0	6.20	14	0	0	0	0	20.1	15	15	14	3	2	24	0	11	0	6	.200	75	101	0	8	0
Rodriguez, Jesus	3-3	3.26	11	11	0	0	0	58.0	59	31	21	4	4	10	0	27	1	3	.257	230	245	0	0	0
Rodriguez, Perkyun	0-0	1.80	2	0	0	0	0	5.0	2	1	0	0	0	5	0	2	0	1	.143	14	20	1	1	0
Santana, Kilber	0-4	3.71	12	1	0	0	1	28.2	27	21	12	2	2	11	1	18	1	2	.237	114	128	0	6	0
Silva, Alfredo	0-5	4.71	11	11	0	0	0	49.2	66	31	26	3	3	16	0	30	1	3	.328	201	223	2	0	0
Terrero, Richard	1-1	3.55	9	9	0	0	0	33.0	33	14	13	2	5	21	0	35	3	6	.268	123	150	1	0	0
Tortosa, Cristhian	3-2	3.68	11	1	0	0	0	29.1	20	17	12	0	3	17	0	29	1	2	.198	101	124	1	2	1

STARS AMONG STARS

Led by Al Kaline's club-record 18 All-Star Game selections, 29 Tigers have been named to three-or-more All-Star squads during their Detroit careers (two games, 1959-62).

No.	Name	Years Selected	No.	Name	Years Selected
18	Kaline	55-56-57-58-59 ¹ -59 ² -60 ¹ -60 ² -61 ¹ -61 ² -62 ¹ -62 ² -63-64-65-66-67-71-74	5	Kell	47-48-49-50-51
				Whitaker	83-84-85-86-87
				York	38-41-42-43-44
11	Freehan	64-65-66-67-68-69-70-71-72-73-75	4	Colavito	61 ¹ -61 ² -62 ¹ -62 ²
				Fryman	92-93-94-96
8	Kuenn	53-54-55-56-57-58-59 ¹ -59 ²		Horton	65-68-70-73
7	Bunning	57-59 ¹ -61 ¹ -61 ² -62 ¹ -62 ² -63		Morris	81-84-85-86
	Cabrera	2010-11-12-13-14-15-16		Rodriguez	2004-05-06-07
6	Bridges	34-35-36-37-38-40	3	Fielder	90-91-93
	Gehring	33-34-35-36-37-38		Guillen	2004-07-08
	Newhouser	42-43-44-46-47-48		Hernandez	84-85-86
	Parrish	80-82-83-84-85-86		Lary	60 ¹ -60 ² -61 ¹
	Trammell	80-84-85-87-88-90		Lolich	69-71-72
	Verlander	2007-09-10-11-12-13		McAuliffe	65-66-67
5	Cash	61 ¹ -61 ² -66-71-72		McLain	66-68-69
	Greenberg	37-38-39-40-45		Wertz	49-51-52



RAMON ZAPATA

DSL Tigers1 Manager

Zapata will serve as the manager for the Dominican Summer League Tigers in 2018, after serving the past two seasons as the hitting coach for the GCL Tigers East. He previously served three seasons as the hitting coach for the Dominican Summer League Tigers (2013-15).

Prior to joining the Tigers organization, he served as the DSL Pirates infield coach in 2012, where he ended the season as the team's manager.

He spent 17 seasons in the Pittsburgh Pirates organization in multiple roles including GCL Pirates coach (1996-97), DSL Pirates manager (1997-2010) and Pirates Dominican Academy field coordinator (2010-11). In 2003 he led the DSL Pirates to the Dominican Summer League Championship and was named the DSL Manager of the Year. Zapata also managed the DSL All-Star game in 2006 and 2007.

Originally signed by the Pirates as a non-drafted free agent, Zapata played for five seasons at the Minor League level (1991-95).

He was born in the Dominican Republic and attended San Rafael School in Boca Chica, DR.



RECORD AS A MANAGER

Year	Club	League	W	L	Pct.	Position
1997	DSL Pirates	Dominican Summer	29	40	.420	Sixth
1998	DSL Pirates	Dominican Summer	20	41	.328	Sixth
1999	DSL Pirates	Dominican Summer	34	36	.486	-----
2000	DSL Pirates	Dominican Summer	39	31	.557	Fourth
2001	DSL Pirates	Dominican Summer	27	43	.386	Seventh
2002	DSL Pirates	Dominican Summer	36	36	.500	Fifth
2003	DSL Pirates	Dominican Summer	39	25	.609	First
2004	DSL Pirates	Dominican Summer	26	44	.371	Fourth
2005	DSL Pirates	Dominican Summer	38	34	.528	Third
2006	DSL Pirates	Dominican Summer	48	19	.716	First
2007	DSL Pirates	Dominican Summer	52	17	.754	First
2008	DSL Pirates	Dominican Summer	40	30	.571	Third
2009	DSL Pirates	Dominican Summer	29	38	.433	Eighth
2010	DSL Pirates	Dominican Summer	37	34	.521	Fourth
2011	DSL Pirates	Dominican Summer	41	30	.577	Third
2012	DSL Pirates	Dominican Summer	34	34	.500	Fourth
MINOR LEAGUE TOTALS			569	532	.517	(16 Seasons)

JOSE OVALLES

DSL Tigers1 Hitting Coach

Ovalles returns for his third season in 2018 as the DSL Tigers hitting coach.

Prior to coaching, he played in the Tigers organization for three seasons (2011-13) in the Venezuelan Summer League. Over three seasons, the catcher/first baseman batted .263 (127x483) in 154 games.

The Caracas, VZ native originally signed with the Tigers as a non-drafted free agent in 2011.



JOSE PARRA

DSL Tigers1 Pitching Coach

Parra will serve as the pitching coach for the Dominican Summer League Tigers for the 11th straight season after joining the Tigers organization in 2008.

He served as a bullpen coach for Gigantes in the Dominican Winter League following the 2007 season.

Originally signed by the Los Angeles Dodgers as a non-drafted free agent on December 7, 1989, Parra saw action in five seasons at the Major League level with the Dodgers (1995), Minnesota Twins (1995), Pittsburgh Pirates (2000), Arizona Diamondbacks (2002) and New York Mets (2004). Additionally, he pitched in professional leagues in Japan, Korea, Taiwan and Mexico.



SOILO PERDOMO

DSL Tigers1 Coach

Perdomo will serve as a coach with the Dominican Summer League Tigers in 2018, his sixth season in a full-time capacity with the organization. He began working with the Tigers during instructional league in the Dominican Republic in October of 2009.

Prior to joining the Tigers organization, Perdomo spent two seasons as a coach with the Dominican Summer League Nationals (2007-08) in Washington's organization.





CARLOS QUINTERO

DSL Tigers1 Coach

Quintero enters his third season as the infield coach for the Dominican Summer League Tigers in 2018.

He previously spent six seasons in the same capacity with the Venezuelan Summer League Tigers, which marked his first professional coaching assignment.

Prior to coaching, he worked three years at Los Arcos High School as a sports instructor.

Quintero represented the Distrito Federal in many national baseball tournaments from 1979-93. Additionally, he represented Venezuela as he participated in the Youth Baseball Championships in 1978 and both the Central America and Caribbean Youth Championships in 1982.



FRANCISCO MARTINEZ

DSL Tigers1 Coach

Martinez returns to the Tigers organization to serve as a coach for the Tigers Dominican Summer League team. Francisco played as high as Double-A over a nine year professional career.

Martinez most recently played for Single A Advanced Lakeland Flying Tigers in 2015. During that season he amassed a total of 137 hits, 30 doubles, 4 triples and 10 home runs.

In 2011, as a member of the Erie SeaWolves, he was selected as a Midseason All-Star and also played in the MLB All-Star Futures Game.

The Miranda, VZ native spent a total of six seasons as a player in the Tigers organization. He was originally signed by the Tigers as a non-drafted free agent on July 2, 2007.



DOMINICAN SUMMER LEAGUE TIGERS (ROOKIE)



THE SEASON: The Dominican Summer League Tigers posted a 26-44 record (.371), finishing seventh in the Dominican Summer League's San Pedro de Macoris Division.

THE BATS: Infielder Wenceel Perez ranked tenth in hits (71) in the Dominican Summer League.

THE ARMS: Righthander Angel De Jesus tied for the league led with one complete game. Righthander Ricardo Silva ranked first among Dominican Summer League relievers in walks per nine innings at 0.88.

Player	AVG	G	AB	R	H	2B	3B	HR	RBI	BB	IBB	SO	SB	CS	OBP	SLG	SF	SH	HP	GDP	Games By Position									
																					1B	2B	3B	SS	OF	C	E			
Adames, Ernesto	.246	16	57	7	14	5	1	0	7	4	0	19	0	1	.333	.368	1	0	4	0	7	0	0	3	0	2				
Alfonzo, Eliezer	.305	52	151	24	46	4	1	0	14	26	0	18	5	1	.414	.344	1	0	3	6	18	0	3	0	0	28	7			
Batista, Enrique	.230	36	100	9	23	3	1	0	5	9	0	31	2	3	.313	.280	0	0	3	1	0	26	0	3	0	0	10			
Chacon, Esney	.273	50	172	27	47	5	1	1	20	29	1	20	10	7	.379	.331	1	2	1	3	0	0	0	0	49	2				
Figueroa, Gustavo	.264	55	197	24	52	5	2	0	26	11	0	18	1	5	.313	.310	0	2	3	5	10	0	0	0	0	31	11			
Hernandez, Jhoan	.172	41	99	9	17	2	1	0	10	17	0	33	0	3	.303	.212	1	1	2	2	2	15	18	2	5	0	16			
Laurencio, Luis	.249	64	225	18	56	11	1	4	37	22	3	72	2	4	.320	.360	3	0	3	4	37	0	1	0	4	0	8			
Marte, Kendry	.140	36	93	12	13	1	0	0	9	11	0	31	4	4	.243	.151	1	2	2	0	1	12	16	0	4	0	17			
Medrano, Carlos	.180	34	100	11	18	2	1	1	9	9	0	35	1	3	.261	.250	0	0	2	3	0	3	0	0	0	20	6			
Mojica, Jimmy	.223	66	242	26	54	8	1	0	16	12	0	44	3	6	.291	.264	0	0	11	4	0	0	0	0	65	0	5			
Moreno, Jhenrry	.233	30	73	14	17	4	1	1	4	19	0	24	7	3	.412	.356	1	0	4	2	0	0	0	0	27	0	3			
Ortega, Marfrey	.246	41	118	13	29	5	4	2	19	25	0	29	6	5	.403	.407	0	0	6	2	1	0	0	0	32	0	2			
Perez, Wenceel	.314	61	226	31	71	8	1	0	22	27	0	21	16	6	.387	.358	2	2	1	10	0	11	0	50	0	0	22			
Perez, Yerjeni	.239	51	163	18	39	3	1	0	13	13	0	40	4	2	.308	.270	2	4	4	6	0	0	0	39	10	0	19			
Sandoval, Jhon	.206	42	141	17	29	6	4	3	16	8	0	69	1	1	.253	.369	0	2	1	2	0	0	0	0	36	0	4			
Veliz, Frank	.220	24	82	10	18	0	2	0	3	9	0	19	1	0	.326	.268	0	0	4	1	0	16	0	9	0	0	4			

Pitcher	W-L	ERA	G	GS	CG	SHO	SV	IP	H	R	ER	HR	HB	BB	IBB	SO	BK	WP	AVG	AB	TBF	SF	GF	HLD
Appleton, Jose	0-1	12.27	4	4	0	0	0	3.2	4	5	5	1	1	3	4	0	0	.286	14	19	1	0	0	0
Burgos, Ronald	2-4	4.91	15	4	0	0	0	40.1	44	29	22	2	2	18	0	31	1	5	.278	158	182	3	2	3
Chavez, Alejandro	2-1	3.96	17	1	0	0	1	38.2	41	22	17	1	2	19	0	35	0	3	.275	149	172	1	3	1
Cortez, Maximo	2-1	4.84	19	0	0	0	3	22.1	28	14	12	1	4	9	2	19	1	7	.315	89	103	1	11	0
Dacosta, Francarlos	0-1	3.09	5	2	0	0	1	11.2	11	6	4	0	2	4	0	17	0	3	.229	48	54	0	3	0
De Jesus, Angel	4-4	2.20	14	8	1	0	0	61.1	44	19	15	2	11	18	1	45	2	4	.202	218	253	5	2	0
De Los Reyes, Raul	0-1	3.74	15	5	0	0	0	45.2	52	27	19	2	4	15	0	41	0	10	.281	185	206	1	3	1
Fajardo, Rodolfo	2-0	3.64	18	3	0	0	2	42.0	40	22	17	1	4	8	0	39	0	8	.247	162	176	1	5	1
Jimenez, Marco	1-2	8.64	3	0	0	0	0	8.1	7	8	8	0	2	4	1	9	0	3	.233	30	38	0	0	0
Montero, Keider	1-5	4.02	14	12	0	0	0	47.0	46	34	21	0	2	27	0	41	1	10	.251	183	217	5	0	0
Munoz, Dionis	4-2	3.38	19	0	0	0	2	24.0	25	15	9	2	1	11	0	22	0	5	.269	93	107	2	13	0
Ozuna, Angel	0-1	2.88	17	0	0	0	0	25.0	20	12	8	0	1	11	0	27	1	6	.217	92	105	1	9	1
Perez, Cleiverth	1-5	3.81	14	14	0	0	0	52.0	49	30	22	1	2	18	0	36	1	6	.250	196	220	2	0	0
Perez, Luis	1-1	4.66	6	0	0	0	0	9.2	9	5	5	0	0	6	0	7	1	0	.250	36	43	1	0	0
Salazar, Joseph	1-2	2.35	13	5	0	0	0	46.0	41	22	12	0	4	17	0	31	0	9	.232	177	203	1	4	3
Santana, Andy	1-6	5.23	14	10	0	0	0	41.1	52	31	24	1	4	22	0	38	1	9	.289	180	209	3	0	0
Silva, Ricardo	4-2	2.41	16	0	0	0	2	41.0	37	16	11	0	1	4	0	35	0	2	.227	163	170	1	5	1
Valderrrey, Rafael	0-0	2.70	8	0	0	0	0	10.0	4	4	3	0	0	11	0	7	0	4	.118	34	46	0	4	0
Vazquez, Juan	0-5	5.40	15	2	0	0	1	30.0	38	26	18	0	2	12	2	29	0	2	.317	120	140	1	5	1

TWO MILLION TIGERS FANS

The Tigers surpassed two million in attendance for the 20th time in franchise history in 2017. The following is a list of seasons the club has attracted two million fans to the ballpark:

Year	Attendance
1968	2,031,847
1984	2,704,794
1985	2,286,609
1987	2,061,830
1988	2,081,162
1999	2,026,441
2000	2,533,752
2005	2,024,495
2006	2,595,937
2007	3,047,139
2008	3,202,645
2009	2,567,185
2010	2,461,237
2011	2,642,045
2012	3,028,033
2013	3,083,397
2014	2,917,209
2015	2,726,048
2016	2,493,859
2017	2,321,599

**JESUS GARCES****DSL Tigers2 Manager**

Garcés is returning to the Dominican Summer League, and will manage the Dominican Summer League Tigers2, after serving as the Gulf Coast League Tigers East manager in 2017.

Garcés previously spent one season as the manager of the Dominican Summer League Tigers in 2016. It marked his first stint as a manager at any level.

His previous coaching experience includes a stint as the hitting coach for the Venezuelan Summer League Tigers during the 2009 season.

Garcés has been a part of the Tigers organization in the past, serving as an area scout in Venezuela from 2005-08.

**RECORD AS A MANAGER**

Year	Club	League	W	L	Pct.	Position
2016	DSL Tigers	Dominican Summer	33	36	.478	Fourth
2017	GCL Tigers East	Gulf Coast League	14	45	.237	Fourth
MINOR LEAGUE TOTALS			47	81	.367	(Two Seasons)

MARCO YEPEZ**DSL Tigers2 Hitting Coach**

Yepez will serve as the Dominican Summer League Tigers2 hitting coach, after serving as the manager of the Dominican Summer League Tigers in 2017.

He previously was the third base coach on the Leones del Caracas coaching staff of the Venezuelan Winter League in 2016.

Yepez spent eight total seasons in the Minor Leagues in the Florida Marlins (2002), Montreal Expos (2003-04) and Washington Nationals (2005-09) organizations. He batted .268 (569x1210) over 649 games during his Minor League career.

In addition to playing abroad in Venezuela, the former infielder also played in the professional baseball leagues in Colombia, Nicaragua and Italy, where he concluded his playing career in 2012 after three seasons.

The Caracas, VZ native was originally signed by Florida as a non-drafted free agent in 2009.

**LUIS MARTE****DSL Tigers2 Pitching Coach**

Marte will serve as the Dominican Summer League Tigers2 pitching coach, after serving as the assistant pitching coach for the Dominican Summer League Tigers last season.

He most recently pitched at Triple A Toledo in the Tigers organization in 2013. He spent parts of two seasons at the Major League level with the Tigers from 2011-12. He pitched in 17 games, posting a 2-0 record and 2.77 ERA (26.0IP/8ER) with Detroit.

The San Cristobal, DR native spent eight total seasons in the Tigers organization. He was originally signed by the Tigers as a non-drafted free agent on November 16, 2005.

**WILLIAMS MORENO****DSL Tigers2 Assistant Pitching Coach**

Moreno returns to the Tigers organization to serve as the assistant pitching coach for the Dominican Summer League Tigers2.

He pitched four seasons in the Tigers organization, posting a 5-5 record and 6.59 ERA over 86.0 IP with a total of 67 strikeouts. He was a member of the Tigers 2014 and 2015 Venezuelan Summer League teams that both went on to win the Venezuelan Summer League Championship. The Maracay, VZ native originally signed with the Tigers as a non-drafted free agent in 2012.

**CARMELO JAIME****DSL Tigers2 Coach**

Jaime will serve as a coach for the Dominican Summer League Tigers2, after spending the last two seasons as the infield coach of the Gulf Coast League Tigers East.

He previously spent five seasons in the same capacity with the Dominican Summer League Tigers. His stint as the infield coach with the DSL Tigers marked his first professional coaching assignment.

He played three seasons at the Minor League level with the Tigers after being selected by Detroit in the 24th round of the 2008 MLB First-Year Player Draft.

Born in the Dominican Republic, Jaime attended Miami Dade Community College in Florida.

**SANDY ACEVEDO****DSL Tigers2 Coach**

Acevedo will serve as a coach with the Dominican Summer League Tigers2, after serving as the outfield coach with the Dominican Summer League Tigers in 2017. The 2018 season will mark his fifth season in a full-time capacity with the organization.

Originally signed by the Tigers as a non-drafted free agent in 2010, Acevedo spent four seasons in the Tigers Minor League system (2010-13).





CHRIS McDONALD

Toledo Athletic Trainer

In his 18th season as a trainer with the Tigers organization, McDonald will return to Triple A Toledo as the trainer for the fifth season. Prior to his current role, he served as the trainer with Double A Erie for eight seasons.

McDonald was tabbed the Eastern League Trainer of the Year by the Professional Baseball Athletic Trainers Society in 2011. He interned in athletic training with the Tigers during spring training in 2000. He served as the trainer with the Gulf Coast League Tigers (2001), Single A Oneonta (2002) and Single A Lakeland (2003-05).

He graduated from Bowling Green State University in 2000 with a bachelor's of science in education after majoring in sport management with an emphasis in athletic training. He is a certified athletic trainer.

A native of Troy, MI, he worked as a home clubhouse attendant and bat boy for the Tigers from 1994-99.



JEFF MATHERS

Toledo Strength and Conditioning Coach

Mathers will serve as the Toledo Mud Hens strength and conditioning coach in 2018, after serving in the same capacity for Double A Erie last season. This will mark his fifth season in the Tigers organization.

He previously spent two seasons as the strength and conditioning coach at Single A Lakeland (2015-16). Prior to his time with Lakeland, he spent one season in the same capacity with Single A West Michigan (2014).

Mathers received a bachelor's degree in exercise science from Ithaca College in 2013.

He is a Certified Strength and Conditioning Specialist (CSCS) as well as a Registered Strength and Conditioning Coach (RSCC). He has been a member of the NSCA since 2012.



T.J. OBERGEFELL

Erie Athletic Trainer

Obergefell returns for his 10th season with the Tigers organization in 2018, and his second as a trainer with Double A Erie. He previously spent three seasons as a trainer with Single A West Michigan.

He spent the 2009 season as the trainer with Single A Oneonta, the 2010 season as the trainer with the Gulf Coast League Tigers, both the 2011 and 2012 seasons as the trainer with Single A Connecticut and the 2013 season as the trainer with Single A Lakeland.

He served as a student athletic trainer at the State University of New York at Brockport (2005-07) and as a graduate assistant athletic trainer at Georgia State University (2007-09). Additionally, he served as a training intern with the Tigers in March of 2008 and with the Atlanta Braves in June of 2008.

Obergefell received a bachelor's degree in physical education with a concentration in athletic training from State University of New York at Brockport in 2007, while he earned a master's degree in sports medicine from Georgia State University in 2009.

He is a certified athletic trainer and a certified member of the National Athletic Trainers Association.



ALLAN WILLIAMSON

Erie Strength and Conditioning Coach

Williamson enters his fourth season with the Tigers organization, and will serve as the strength and conditioning coordinator for Double A Erie in 2018.

Prior to joining the Erie staff, he served as the strength and conditioning coordinator for Single A Lakeland (2017), Single A West Michigan (2016) and Short Season A Connecticut (2015).

His previous experience includes two seasons with the San Francisco Giants, and four years as an assistant strength and conditioning coach with California State University, Fresno.

Williamson completed his bachelor of science in kinesiology at Fresno State, where he also competed in track and field.



CHRIS VICK

Lakeland Athletic Trainer

Vick returns for his second season as the trainer with Single A Lakeland, and his fifth season in the Tigers organization.

He previously spent three seasons as the trainer at Short Season A Connecticut (2014-16).

His prior experience in baseball includes athletic training and strength and conditioning internships with the Boston Red Sox and Philadelphia Phillies organizations.

Vick received his bachelor's degree in athletic training from Gustavus Adolphus College in May of 2010.

He is a certified athletic trainer and resides in Minnesota during the offseason.





MATT ROSENHAMER

Lakeland Strength and Conditioning Coach

Rosenhamer enters his fourth season in the Tigers organization and will serve his first as the strength and conditioning coach for Lakeland in 2018, after spending last season in the same capacity for Single A West Michigan.

He previously served as the strength and conditioning coach at Short Season A Connecticut in 2016 and with the Gulf Coast League Tigers in 2015.

Prior to joining the Tigers, he completed internships within the field of health and exercise physiology at Emporia State University, Jesuit College Preparatory School of Dallas and the University of Tulsa.

He completed his bachelor of science in health promotion and also played football at Emporia State University.



JASON SCHWARTZMAN

West Michigan Athletic Trainer

Schwartzman returns for his eighth season with the Tigers organization in 2018, and his second as a trainer with West Michigan.

He previously spent three seasons as the trainer with Single A Lakeland (2014-16). He spent 2013 as the trainer with Short Season A Connecticut and his first two seasons (2011-12) with the organization as the trainer with the Gulf Coast League Tigers.

Prior to joining the Tigers, he spent two years as an intern assistant athletic trainer at Florida Gulf Coast University.

Schwartzman received his bachelor's degree in athletic training from Nova Southeastern University in May of 2009. He is currently pursuing a master's degree in health science, with a concentration in sports medicine, from Nova Southeastern University. He is a member of the National Athletic Trainers Association, the Southeastern Athletic Trainers Association and the Athletic Trainers Association of Florida.



EDWIN ORTIZ

West Michigan Strength and Conditioning Coach

Ortiz returns for his third season with the Tigers organization, and will serve as the strength and conditioning coach for Single A West Michigan in 2018, after serving in the same capacity for Short Season A Connecticut in 2017.

He previously spent the 2016 season as the strength and conditioning coach for the Gulf Coast League Tigers West.

Ortiz has been working in Puerto Rico Winter Ball League for the Mayaguez Indios as the strength and conditioning coach since 2013.

He attended Interamerican University of Puerto Rico, and received a bachelor of arts in physical education with a concentration in ports technology.



SEAN MCFARLAND

Connecticut Athletic Trainer

McFarland returns for his second season with the Tigers organization, his first as a full-time employee, and will serve as the athletic trainer for Short Season A Connecticut.

He previously served as the Minor League spring training intern and as the Gulf Coast League Tigers East athletic trainer in 2017.

Prior to joining the Tigers organization, he completed an internship with Triple A Toledo in 2016.

McFarland received a bachelor of science in athletic training from Bowling Green State University (OH) and is a certified and licensed athletic trainer.



MARCOS SIERRA

Connecticut Strength and Conditioning Coach

Sierra enters his third season with the Detroit Tigers organization, and his first at Short Season A Connecticut Tigers as strength and conditioning Coach in 2018.

He previously served in the same capacity for the Gulf Coast League Tigers West last season and for the Dominican Summer League Tigers in 2016.

Sierra earned his bachelor's degree from Interamerican University of Puerto Rico in exercise science in 2015.

He is a professional member of the National Strength and Conditioning Association (NSCA)





CODY DERBY

Gulf Coast League Tigers West Athletic Trainer

Derby joins the Tigers organization in 2018 and will serve as the trainer for the Gulf Coast League Tigers West.

Prior to joining the Tigers, he served as a graduate assistant athletic trainer at Missouri Western State University for baseball and volleyball in 2017. He also completed an athletic training internship with the Atlanta Braves in 2016.

He earned his bachelor of science in athletic training from Kansas State University, and is currently pursuing his master's degree in sport and fitness management at Missouri Western State University.

Derby is a NATA BOC Certified Athletic Trainer and a Licensed Athletic Trainer in the state of Florida.



LUIS RODRIGUEZ

Gulf Coast League Tigers East Strength and Conditioning Coach

The 2018 season will mark Rodriguez's 13th in the Tigers organization and his first as the Gulf Coast League Tigers West Strength and Conditioning Coach. He previously served as the GCL Tigers East Athletic Trainer for the last two seasons and the trainer for the Venezuelan Summer League Tigers for 10 seasons.

Prior to joining the Tigers organization, he spent the previous four seasons (2002-05) as the trainer for the VSL Red Sox. Prior to joining the Red Sox in 2002, Rodriguez served as the trainer for the VSL Marlins for three seasons (1999-2001).



ERICK FLORES

Gulf Coast League Tigers East Athletic Trainer

Flores returns to the Tigers organization in a full-time capacity in 2018, and will serve as the Gulf Coast League Tigers East athletic trainer, after interning last summer with the GCL East team.

He earned his bachelor of science in athletic training in May, 2017 from Lindenwood University in Belleville, Illinois.

Flores previously interned at ESPN Wide World of Sports.





TIGERS SCOUTING DIRECTORY

MAJOR LEAGUE SCOUTING



Scott Bream
Vice President,
Player Personnel



Sam Menzin
Director, Baseball
Operations &
Professional
Scouting



Ray Crone
Major League
Scout



Jim Elliott
Major League
Scout



Kevin Ellis
Major League
Scout



Joe Ferrone
Major League
Scout



Randy Johnson
Major League
Scout



Don Kelly
Major League
Scout



Paul Mirocke
Major League
Scout



Yadalla Muldi
Major League
Scout



Jim Olander
Major League
Scout



Gary Pellant
Major League
Scout



Jim Rough
Major League
Scout



Bruce Tanner
Major League
Scout



Murray Cook
Senior
Advisor



Scott Reid
Senior
Advisor

AMATEUR SCOUTING



Scott Pleis
Director,
Amateur Scouting



Cheryl Evans
Director, Minor
League & Scouting
Administration



Eric Nieto
Assistant Director,
Amateur/International
Scouting

CROSSCHECKERS



Tim Hallgren
National
Crosschecker



Steve Hinton
National
Crosschecker



Tim Grieve
Central Regional
Crosschecker



Mike Hankins
Midwest Regional
Crosschecker



James Orr
East Regional
Crosschecker



Marti Wolever
West Regional
Crosschecker



AREA SCOUTS



Nick Avila
South FL,
Puerto Rico



Bryson Barber
GA, FL, Panhandle



Taylor Black
NC, SC



Jim Bretz
New England, NJ,
NY, E. Can.



RJ Burgess
North/Central
Florida



Scott Cerny
Northern CA,
Northern NV



Dave Dangler
WA, OR, MT, ID,
WY, AK, W. Can.



Brad Fidler
DC, DE, MD, PA,
VA, WV



Justin Henry
AL, AR, MS, LA



Ryan Johnson
IA, KS, MN, MO,
NE, ND, SD



Jeff Kunkel
MI, WI, No. OH,
No. IN, No. IL



Matt Lea
Texas



Dave Lottsfeldt
AZ, NM, UT,
CO, TX



Tim McWilliam
Southern CA, HI



Steve Pack
Southern CA,
Southern NV



Mike Smith
TX, OK



Harold Zonder
So. IL, So. IN, KY,
So. OH, TN

PART-TIME SCOUTS



German Geigel
Puerto Rico



Deryl Horton
MI



Mark Monahan
MI



Clyde Weir
MI

PRE-GAME WORKOUT SCHEDULE [SUBJECT TO CHANGE]

10:55-11:40	1:10 p.m. starts	Tigers Batting	3:55-4:40	6:10 p.m. starts	Tigers Batting
11:40-12:20		Visitors Batting	4:40-5:20		Visitors Batting
Before Tigers BP		Tigers Infield	Before Tigers BP		Tigers Infield
12:20-12:30		Visitors Infield	5:20-5:30		Visitors Infield
1:55-2:40	4:10 p.m. starts	Tigers Batting	4:55-5:40	7:10 p.m. starts	Tigers Batting
2:40-3:20		Visitors Batting	5:40-6:20		Visitors Batting
Before Tigers BP		Tigers Infield	Before Tigers BP		Tigers Infield
3:20-3:30		Visitors Infield	6:20-6:30		Visitors Infield



TIGERS SCOUTING DIRECTORY

INTERNATIONAL SCOUTING



Tom Moore
Director,
International
Operations



Miguel Garcia
Director,
Latin American
Scouting



Kevin Hooker
Coordinator,
Pacific Rim
Scouting



Alejandro Rodriguez
International
Crosschecker



Jeff Wetherby
International
Crosschecker



Rafael Gonzalez
Coordinator,
International
Operations

LATIN AMERICAN SCOUTING



Ramon Perez
Director,
Dominican Republic
Operations



Oliver Arias
Director, Dominican
Academy/Cuban
Specialist



Wilfredo Crespo
Administrative
Assistant, Dominican
Academy



Jimmy Ortiz
Administrative
Assistant, Dominican
Academy



Oscar Garcia
Venezuela Academy
Administrator/VZ



Raul Leiva
Venezuela



Jesus Mendoza
Venezuela



Delvis Pacheco
Venezuela



Rodolfo Penalo
Dominican
Republic



Aldo Perez
Dominican
Republic



Miguel Rodriguez
Dominican
Republic



Carlos Santana
Dominican
Republic



Luis Molina
Panama

PACIFIC RIM SCOUTING



Glenn Williams
Australia



Michael Hsieh
Taiwan



Yas Sato
Japan



Ho-Kyun Im
Korea

2017 FIRST-YEAR PLAYER DRAFT



#	Name	Pos.	Ht.	Wt.	B/T	School
*1	Alex Faedo	RHP	6-6	225	R/R	University of Florida
*2	Reynaldo Rivera	OF	6-6	215	L/R	Chipola College
*3	Joey Morgan	C	6-0	185	R/R	University of Washington
*4	Gio Arriera	RHP	6-2	220	R/R	Palm Beach Community College
*5	Sam McMillan	C	5-10	165	R/R	Suwannee High School (FL)
*6	Dane Myers	RHP	6-2	205	R/R	Rice University
*7	Brad Bass	RHP	6-6	253	R/R	University of Notre Dame
*8	Max Green	LHP	6-1	175	L/L	Pepperdine University
*9	Luke Burch	CF	6-2	185	L/L	Kent State University
*10	Garrett McCain	CF	6-0	180	R/L	Oklahoma State University
*11	Garett King	RHP	6-4	200	R/R	California Baptist University
*12	Will Vest	RHP	6-0	180	R/R	Stephen F Austin State University
*13	Cole Peterson	SS	5-11	160	L/R	St. Bonaventure University
14	Antoine Mistico	CF	5-10	175	L/R	Chandler High School (AZ)
*15	Teddy Hoffman	RF	6-0	200	R/R	Texas State University
*16	Carson Lance	RHP	6-5	245	R/R	Lamar University
*17	Billy Lescher	RHP	6-4	215	R/R	University of Pennsylvania
*18	Dylan Rosa	LF	6-2	200	R/R	Kent State University
*19	Ryan Karstetter	3B	6-4	200	R/R	State College of Florida Manatee-Sarasota
*20	Dylan Burdeaux	1B	6-2	230	R/R	University of Southern Mississippi
*21	Jordan Pearce	3B	6-2	200	L/R	University of Nevada Reno
*22	Colby Bortles	3B	6-5	230	R/R	University of Mississippi
*23	Mitchell Stalsberg	LHP	6-0	215	L/L	Winona State University
24	Jordan Knutson	LHP	6-0	185	R/L	Missouri State University
*25	Dylan Stock	RHP	6-4	195	R/R	Binghamton University
*26	Drew Crosby	LHP	6-0	196	R/L	University of Memphis
*27	Jake Bivens	UTL	6-1	190	L/R	University of Michigan
*28	Cameron Warner	2B	6-2	188	R/R	Texas Christian University
*29	Grant Reuss	LHP	6-5	215	R/L	University of Michigan
*30	Kyle Thomas	RHP	6-3	195	R/R	University of Northwestern Ohio
31	Nick Storz	RHP	6-6	242	R/R	Poly Prep Country Day School (NY)
*32	Drew Carlton	RHP	6-1	207	R/R	Florida State University
33	Jake Nelson	RHP	6-3	215	R/R	University of Pennsylvania
*34	Ronnell Coleman	CF	5-5	140	S/R	Vanderbilt University
35	Jeff Criswell	RHP	6-2	201	R/R	Portage Central High School (MI)
36	Jesse Heikkinen	LHP	6-1	180	L/L	Holt High School (MI)
*37	Shane Cooper	SS	5-11	185	R/R	Hutchinson Community College
38	Steven Mann	CF	5-10	190	R/R	Detroit Country Day School (MI)
39	Jack Leftwich	RHP	6-3	205	R/R	TNXL Academy (FL)
40	Rhys Cratty	2B	5-11	185	R/R	Langley SS High School (VA)

* - Players who signed with the Tigers

WALKING AWAY A WINNER IN THE PLAYOFFS

The Tigers have won five games in walk-off style during the postseason in the club's history. The following is a list of the five games with a brief recap:

Game Two - 1934 World Series - October 4, 1934

Goose Goslin plated Charlie Gehringer with a one-out single off St. Louis' Bill Walker in the bottom of the 11th inning to propel the Tigers to a 3-2 win.

Game Six - 1935 World Series - October 7, 1935

Goose Goslin's two-out single off Chicago's Larry French in the bottom of the ninth inning scored Mickey Cochrane to propel the Tigers to a 4-3 victory and the franchise's first World Series Championship.

Game Four - 1972 American League Championship Series - October 11, 1972

After Oakland scored two runs in the top of the 10th inning to take a 3-1 lead over Detroit, the Tigers rallied with three runs in the bottom of the 10th inning for a 4-3 win to knot the series at two games apiece and force a decisive Game Five. Jim Northrup's bases-loaded single off Dave Hamilton scored Gates Brown with the winning run.

Game Four - 2006 American League Championship Series - October 14, 2006

Magglio Ordonez belted a two-out, three-run home run off Oakland's Huston Street in the bottom of the ninth inning to propel the Tigers to a 6-3 victory and a four-game series sweep to advance Detroit to the World Series for the first time in 22 years.

Game Two - 2012 American League Division Series - October 7, 2012

Don Kelly's sacrifice fly off Oakland's Grant Balfour plated Omar Infante in the bottom of the ninth inning to propel the Tigers to a 5-4 win over the Athletics.



TIGERS MINOR LEAGUE PLAYERS

ACEVEDO, YONEIRY MANUEL

HEIGHT: 5-10
WEIGHT: 150

BATS: S
THROWS: R

RECOMMENDED/SIGNED BY: Aldo Perez/Carlos Santana (Tigers)

HOW OBTAINED: Signed by the Tigers as a non-drafted free agent on July 3, 2017

Year	Club	AVG	G	AB	R	H	TB	2B	3B	HR	RBI	SH	SF	HB	BB	SO	SB	CS	OBP	SLG	E
(2018 will be first professional season)																					

SHORTSTOP

BORN: December 4, 2000 - Santo Domingo Norte, DR
RESIDENCE: Santo Domingo Norte, DR

ADAMES, ERNESTO

HEIGHT: 6-1
WEIGHT: 180

BATS: L
THROWS: L

RECOMMENDED/SIGNED BY: Ramon Perez/Carlos Santana (Tigers)

HOW OBTAINED: Signed by the Tigers as a non-drafted free agent on July 2, 2016

Year	Club	AVG	G	AB	R	H	TB	2B	3B	HR	RBI	SH	SF	HB	BB	SO	SB	CS	OBP	SLG	E
2017	DSL Tigers	.246	16	57	7	14	21	5	1	0	7	0	1	4	4	19	0	1	.333	.368	2

OUTFIELDER

BORN: December 29, 1999 - Santo Domingo, DR
RESIDENCE: Santo Domingo, DR

ALDRIDGE, DEAN OLIVER

HEIGHT: 6-3
WEIGHT: 190

BATS: R
THROWS: R

RECOMMENDED/SIGNED BY: Glenn Williams/Kevin Hooker (Tigers)

HOW OBTAINED: Signed by the Tigers as a non-drafted free agent on May 29, 2012

Year	Club	W-L	ERA	G	GS	CG	SHO	SV	IP	H	AB	R	ER	HR	HB	BB	SO	WP	BK	AVG
2013	GCL Tigers	0-0	5.40	13	0	0	0	0	20.0	22	81	13	12	1	2	8	20	5	0	.272
2014	Did Not Pitch																			
2015	GCL Tigers	1-0	2.49	12	1	0	0	1	21.2	14	78	10	6	0	4	20	29	3	1	.179
	Connecticut	0-0	11.57	2	0	0	0	0	2.1	6	12	5	3	0	0	3	1	1	0	.500
2016	Did Not Pitch																			
2017	GCL Tigers West	0-0	3.52	7	0	0	0	0	7.2	5	28	4	3	0	0	6	9	2	0	.179
	Connecticut	1-1	6.75	6	0	0	0	1	6.2	9	27	5	5	0	0	2	7	0	1	.333
MINOR LEAGUE TOTALS		2-1	4.47	40	1	0	0	2	58.1	56	226	37	29	1	6	39	66	11	2	.248

RIGHTHANDED PITCHER

BORN: July 29, 1994 - Sydney, AUS
RESIDENCE: Sydney, AUS

ALEXANDER, TYLER JOHN

HEIGHT: 6-2
WEIGHT: 200

BATS: R
THROWS: L

RECOMMENDED/SIGNED BY: Matt Lea (Texas)

SCHOOL: Texas Christian University

HOW OBTAINED: Selected by the Tigers in the second round of the June 2015 draft

Year	Club	W-L	ERA	G	GS	CG	SHO	SV	IP	H	AB	R	ER	HR	HB	BB	SO	WP	BK	AVG
2015	Connecticut	0-2	0.97	12	12	0	0	0	37.0	17	128	7	4	3	1	5	33	0	0	.133
2016	Lakeland	6-7	2.21	19	18	0	0	0	102.0	87	385	36	25	7	3	16	82	0	0	.226
	Erie	2-1	3.15	6	6	0	0	0	34.1	36	132	13	12	4	1	4	23	0	0	.273
2017	Erie	8-9	5.07	27	26	1	0	0	138.1	178	576	95	78	20	7	23	120	3	1	.309
MINOR LEAGUE TOTALS		16-19	3.44	64	62	1	0	0	311.2	318	1221	151	119	34	12	48	258	3	1	.260

LEFTHANDED PITCHER

BORN: July 14, 1994 - Chicago, IL
RESIDENCE: Southlake, TX

ALFONZO, ELIEZER VICENTE

HEIGHT: 5-10
WEIGHT: 155

BATS: S
THROWS: R

RECOMMENDED/SIGNED BY: Alejandro Rodriguez/Raul Leiva (Tigers)

HOW OBTAINED: Signed by the Tigers as a non-drafted free agent on July 4, 2016

Year	Club	AVG	G	AB	R	H	TB	2B	3B	HR	RBI	SH	SF	HB	BB	SO	SB	CS	OBP	SLG	E
2017	DSL Tigers	.305	52	151	24	46	52	4	1	0	14	0	1	3	26	18	5	1	.414	.344	7

CATCHER

BORN: September 23, 1999 - Barcelona, VZ
RESIDENCE: Barcelona, VZ

ALVARADO, DARWIN DAVID

HEIGHT: 6-1
WEIGHT: 170

BATS: L
THROWS: R

RECOMMENDED/SIGNED BY: Alejandro Rodriguez/Delvis Pacheco (Tigers)

HOW OBTAINED: Signed by the Tigers as a non-drafted free agent on July 3, 2015

Year	Club	AVG	G	AB	R	H	TB	2B	3B	HR	RBI	SH	SF	HB	BB	SO	SB	CS	OBP	SLG	E
2016	DSL Tigers	.247	55	190	37	47	54	3	2	0	18	1	0	6	31	49	10	1	.370	.284	0
2017	GCL Tigers West	.200	44	140	17	28	34	3	0	1	11	1	2	2	14	38	5	3	.278	.243	3
MINOR LEAGUE TOTALS		.227	99	330	54	75	88	6	2	1	29	2	2	8	45	87	15	4	.332	.267	3

OUTFIELDER

BORN: November 10, 1998 - Barinas, VZ
RESIDENCE: Barinas, VZ

APPLETON, JOSE FERNANDO

HEIGHT: 6-3
WEIGHT: 170

BATS: R
THROWS: R

RECOMMENDED/SIGNED BY: Ramon Perez/Miguel Rodriguez (Tigers)

HOW OBTAINED: Signed by the Tigers as a non-drafted free agent on October 22, 2014

Year	Club	W-L	ERA	G	GS	CG	SHO	SV	IP	H	AB	R	ER	HR	HB	BB	SO	WP	BK	AVG
2015	DSL Tigers	0-1	7.94	3	2	0	0	0	5.2	6	24	8	5	0	4	6	6	6	0	.250
2016	Did Not Pitch																			
2017	DSL Tigers	0-1	12.27	4	4	0	0	0	3.2	4	14	5	5	1	1	3	4	0	0	.286
MINOR LEAGUE TOTALS		0-2	9.64	7	6	0	0	0	9.1	10	38	13	10	1	5	9	10	6	0	.263

RIGHTHANDED PITCHER

BORN: July 2, 1997 - San Pedro de Macoris, DR
RESIDENCE: San Pedro de Macoris, DR

TIGERS MINOR LEAGUE PLAYERS



ARIAS, FRANKLIN ALBERTO

HEIGHT: 6-0

WEIGHT: 165

RECOMMENDED/SIGNED BY: Delvis Pacheco/Alejandro Rodriguez (Tigers)

HOW OBTAINED: Signed by the Tigers as a non-drafted free agent on December 4, 2013

Year	Club	AVG	G	AB	R	H	TB	2B	3B	HR	RBI	SH	SF	HB	BB	SO	SB	CS	OBP	SLG	E
2014	VSL Tigers	.269	50	156	19	42	49	5	1	0	23	1	0	6	21	32	4	5	.377	.314	3
2015	VSL Tigers	.266	59	203	31	54	71	5	3	2	21	0	1	3	25	30	12	3	.353	.350	4
2016	GCL Tigers East	.235	44	136	20	32	41	9	0	0	11	3	2	2	16	22	6	6	.321	.301	0
2017	GCL Tigers East	.220	42	132	25	29	36	5	1	0	14	2	1	2	15	17	7	3	.346	.273	4
MINOR LEAGUE TOTALS		.250	195	627	95	157	197	24	5	2	69	6	4	12	87	101	29	17	.351	.314	11

OUTFIELDER

BORN: January 9, 1997 - Caracas, VZ

RESIDENCE: Charallave, VZ

ARISTIGUETA, KEYDER OSWALDO

HEIGHT: 5-11

WEIGHT: 165

RECOMMENDED/SIGNED BY: Oscar Garcia (Tigers)

HOW OBTAINED: Signed by the Tigers as a non-drafted free agent on November 12, 2013

Year	Club	AVG	G	AB	R	H	TB	2B	3B	HR	RBI	SH	SF	HB	BB	SO	SB	CS	OBP	SLG	E
2014	VSL Tigers	.168	42	119	19	20	25	3	1	0	5	1	1	2	13	22	1	3	.259	.210	9
2015	VSL Tigers	.170	48	106	14	18	23	3	1	0	15	2	1	3	24	27	3	1	.336	.217	9
2016	GCL Tigers East	.245	49	159	16	39	50	6	1	1	18	1	2	4	19	35	1	1	.337	.314	6
2017	GCL Tigers West	.266	47	154	20	41	50	6	0	1	17	0	2	7	18	36	8	1	.365	.325	9
MINOR LEAGUE TOTALS		.219	186	538	69	118	148	18	3	2	55	4	6	16	74	120	13	6	.328	.275	33

INFIELDER

BORN: February 2, 1996 - Caracas, VZ

RESIDENCE: Guatire, VZ

ARRIERA, GIOVANNI (GIO) E.

HEIGHT: 6-2

WEIGHT: 220

RECOMMENDED/SIGNED BY: Nick Avila (Tigers)

SCHOOL: Palm Beach State Junior College (FL)

HOW OBTAINED: Selected by the Tigers in the fourth round of the June 2017 draft

Year	Club	W-L	ERA	G	GS	CG	SHO	SV	IP	H	AB	R	ER	HR	HB	BB	SO	WP	BK	AVG
2017	GCL Tigers West	0-2	4.61	11	11	0	0	0	27.1	30	108	18	14	3	3	14	28	2	1	.278

RIGHTHANDED PITCHER

BORN: June 7, 1998 - Hialeah, FL

RESIDENCE: Hialeah, FL

ATHMANN, AUSTIN TROY

HEIGHT: 6-2

WEIGHT: 220

RECOMMENDED/SIGNED BY: Ryan Johnson (Tigers)

SCHOOL: University of Minnesota

HOW OBTAINED: Selected by the Tigers in the 14th round of the June 2016 draft

Year	Club	AVG	G	AB	R	H	TB	2B	3B	HR	RBI	SH	SF	HB	BB	SO	SB	CS	OBP	SLG	E
2016	Connecticut	.276	40	145	24	40	57	9	1	2	17	0	1	4	10	40	0	0	.338	.393	2
2017	West Michigan	.268	90	343	44	92	117	16	0	3	35	2	2	1	18	69	1	0	.305	.341	9
MINOR LEAGUE TOTALS		.270	130	488	68	132	174	25	1	5	52	2	3	5	28	109	1	0	.315	.357	11

CATCHER

BORN: April 27, 1995 - St. Cloud, MN

RESIDENCE: Cold Spring, MN

AUMONT, PHILLIPPE

HEIGHT: 6-7

WEIGHT: 220

SCHOOL: Ecole Du Versant, Gatineau, QC (CAN)

HOW OBTAINED: Signed by the Tigers as a Minor League free agent on January 3, 2018

Year	Club	W-L	ERA	G	GS	CG	SHO	SV	IP	H	AB	R	ER	HR	HB	BB	SO	WP	BK	AVG
2008	Wisconsin	4-4	2.75	15	8	0	0	2	55.2	46	205	22	17	4	4	19	50	9	1	.224
2009	High Desert	1-2	3.24	29	0	0	0	12	33.1	24	123	14	12	3	2	12	35	5	0	.195
	West Tennessee	1-4	5.09	15	0	0	0	4	17.2	21	72	15	10	1	3	11	24	6	2	.292
2010	Reading	1-6	7.43	11	11	0	0	0	49.2	55	194	45	41	4	6	38	38	6	1	.284
	Clearwater	2-5	4.48	16	10	1	0	1	72.1	74	274	41	36	6	6	42	77	11	1	.270
2011	Reading	1-5	2.32	25	0	0	0	4	31.0	23	118	16	8	2	1	11	41	1	0	.195
	Lehigh Valley	1-0	3.18	18	0	0	0	3	22.2	21	86	9	8	0	2	14	37	2	1	.244
2012	Lehigh Valley	3-1	4.26	41	0	0	0	15	44.1	34	163	23	21	3	5	34	59	15	1	.209
	Philadelphia	0-1	3.68	18	0	0	0	2	14.2	10	53	6	6	0	1	9	14	2	0	.189
2013	Lehigh Valley	0-2	4.04	32	0	0	0	2	35.2	29	126	16	16	0	6	38	42	13	0	.230
	Philadelphia	1-3	4.19	22	0	0	0	0	19.1	24	78	11	9	0	3	13	19	2	1	.308
2014	Lehigh Valley	3-3	3.93	35	0	0	0	0	55.0	48	200	25	24	2	0	39	65	9	0	.240
	Philadelphia	0-1	19.06	5	0	0	0	0	5.2	14	29	12	12	3	0	5	6	0	0	.483
2015	Lehigh Valley	3-4	2.35	14	10	0	0	0	65.0	49	231	23	17	3	3	41	58	7	3	.212
	Buffalo	0-2	6.00	5	4	0	0	0	18.0	12	62	12	12	2	0	22	23	4	1	.194
	Philadelphia	0-1	13.50	1	1	0	0	0	4.0	5	16	6	6	2	0	7	3	1	0	.313
2016	Charlotte	0-2	12.27	10	0	0	0	0	11.0	18	50	15	15	1	1	11	14	7	0	.360
MINOR LEAGUE TOTALS		20-40	4.17	266	43	1	0	43	511.1	454	1904	276	237	31	39	332	563	95	11	.234
MAJOR LEAGUE TOTALS		1-6	6.80	46	1	0	0	0	43.2	53	176	53	35	5	4	34	42	5	1	.301

RIGHTHANDED PITCHER

BORN: January 7, 1989 - Gatineau, QC, CAN

RESIDENCE: Clearwater, FL



TIGERS MINOR LEAGUE PLAYERS

AZOCAR, JOSE ENRIQUE

HEIGHT: 5-11

WEIGHT: 181

RECOMMENDED/SIGNED BY: Pedro Chavez (Tigers)

HOW OBTAINED: Signed by the Tigers as a non-drafted free agent on October 4, 2012

BATS: R

THROWS: R

OUTFIELDER

BORN: May 11, 1996 - Sucre, VZ

RESIDENCE: Sucre, VZ

Year	Club	AVG	G	AB	R	H	TB	2B	3B	HR	RBI	SH	SF	HB	BB	SO	SB	CS	OBP	SLG	E
2013	VSL Tigers	.234	62	205	20	48	63	11	2	0	16	1	2	3	43	5	2	.251	.307	6	
2014	VSL Tigers	.340	65	250	39	85	107	7	6	1	36	1	3	4	11	48	13	5	.373	.428	7
2015	GCL Tigers	.325	51	194	29	63	83	10	5	0	29	5	3	2	7	31	6	4	.350	.428	3
	Connecticut	.087	7	23	1	2	3	1	0	0	0	0	0	0	1	7	0	0	.125	.130	0
2016	West Michigan	.281	129	501	56	141	168	11	8	0	51	2	3	1	25	119	14	5	.315	.335	14
2017	Lakeland	.220	119	431	38	95	126	10	6	3	37	5	4	2	14	122	12	6	.246	.292	6
MINOR LEAGUE TOTALS		.271	433	1604	183	434	550	50	27	4	169	14	14	11	61	370	50	22	.299	.343	36

AZUAJE, JHEYSER LENIN

HEIGHT: 5-9

WEIGHT: 200

RECOMMENDED/SIGNED BY: Oscar Garcia (Tigers)

HOW OBTAINED: Signed by the Tigers as a non-drafted free agent on July 3, 2013

BATS: R

THROWS: R

CATCHER

BORN: February 12, 1997 - Caracas, VZ

RESIDENCE: Caracas, VZ

Year	Club	AVG	G	AB	R	H	TB	2B	3B	HR	RBI	SH	SF	HB	BB	SO	SB	CS	OBP	SLG	E
2014	VSL Tigers	.239	34	113	10	27	34	7	0	0	14	1	2	2	5	15	4	1	.279	.301	2
2015	VSL Tigers	.293	61	225	30	66	82	10	0	2	29	3	3	7	12	18	3	1	.344	.364	6
2016	GCL Tigers West	.253	27	75	5	19	23	4	0	0	6	1	0	5	1	16	4	2	.309	.307	3
2017	GCL Tigers West	.303	29	89	7	27	28	1	0	0	6	1	0	3	1	13	4	1	.333	.315	5
MINOR LEAGUE TOTALS		.277	151	502	52	139	167	22	0	2	55	6	5	17	19	62	15	5	.322	.333	16

BAEZ, JORGE LUIS

HEIGHT: 6-2

WEIGHT: 220

RECOMMENDED/SIGNED BY: Ramon Perez/C. Mueses (Tigers)

HOW OBTAINED: Signed by the Tigers as a non-drafted free agent on January 13, 2014

BATS: R

THROWS: R

RIGHTHANDED PITCHER

BORN: May 9, 1995 - Azua, DR

RESIDENCE: Azua, DR

Year	Club	W-L	ERA	G	GS	CG	SHO	SV	IP	H	AB	R	ER	HR	HB	BB	SO	WP	BK	AVG
2014	DSL Tigers	3-1	3.53	15	4	0	0	1	43.1	40	163	27	17	1	4	26	29	11	1	.245
2015	DSL Tigers	2-5	5.26	15	11	0	0	0	51.1	62	208	41	30	0	14	20	42	7	0	.298
2016	GCL Tigers West	2-4	6.95	13	0	0	0	0	22.0	20	83	18	17	1	4	16	24	7	0	.241
2017	Did Not Pitch																			
MINOR LEAGUE TOTALS		7-10	4.94	43	15	0	0	1	116.2	122	454	86	64	2	22	62	95	25	1	.269

BAKER, JAKE DARREN

HEIGHT: 6-2

WEIGHT: 220

RECOMMENDED/SIGNED BY: Kevin Hooker (Tigers)

HOW OBTAINED: Signed by the Tigers as a non-drafted free agent on August 15, 2016

BATS: R

THROWS: L

LEFTHANDED PITCHER

BORN: June 12, 1998 - Perth, AUS

RESIDENCE: Perth, AUS

Year	Club	W-L	ERA	G	GS	CG	SHO	SV	IP	H	AB	R	ER	HR	HB	BB	SO	WP	BK	AVG
2017	GCL Tigers East	0-1	3.60	8	0	0	0	0	10.0	8	36	6	4	0	0	5	11	2	0	.222

BASS, BRADLEY ALEXANDER (BRAD)

HEIGHT: 6-6

WEIGHT: 250

RECOMMENDED/SIGNED BY: Jeff Kunkel (Tigers)

SCHOOL: University of Notre Dame

HOW OBTAINED: Selected by the Tigers in the seventh round of the June 2017 draft

BATS: R

THROWS: R

RIGHTHANDED PITCHER

BORN: February 15, 1996 - Chicago, IL

RESIDENCE: New Lenox, IL

Year	Club	W-L	ERA	G	GS	CG	SHO	SV	IP	H	AB	R	ER	HR	HB	BB	SO	WP	BK	AVG
2017	Connecticut	1-2	3.00	7	6	0	0	0	21.0	23	82	11	7	0	0	6	18	1	0	.280

BATISTA, ENRIQUE ALEJANDRO

HEIGHT: 5-9

WEIGHT: 170

RECOMMENDED/SIGNED BY: Ramon Perez/Aldo Perez (Tigers)

HOW OBTAINED: Signed by the Tigers as a non-drafted free agent on July 2, 2016

BATS: R

THROWS: R

SHORTSTOP

BORN: February 10, 2000 - Loma De Cabrera, DR

RESIDENCE: Loma De Cabrera, DR

Year	Club	AVG	G	AB	R	H	TB	2B	3B	HR	RBI	SH	SF	HB	BB	SO	SB	CS	OBP	SLG	E
2017	DSL Tigers	.230	36	100	9	23	28	3	1	0	5	0	0	3	9	31	2	3	.313	.280	10

BAUML, COLE DAVID

HEIGHT: 6-3

WEIGHT: 205

RECOMMENDED/SIGNED BY: Harold Zonder (Tigers)

SCHOOL: Northern Kentucky University

HOW OBTAINED: Selected by the Tigers in the 10th round of the June 2015 draft

BATS: L

THROWS: R

OUTFIELDER

BORN: November 2, 1992 - Humboldt, CAN

RESIDENCE: Muenster, CAN

TIGERS MINOR LEAGUE PLAYERS



(Bauml, cont.)

Year	Club	AVG	G	AB	R	H	TB	2B	3B	HR	RBI	SH	SF	HB	BB	SO	SB	CS	OBP	SLG	E
2015	GCL Tigers	.214	37	103	10	22	24	2	0	0	7	3	3	2	6	25	2	1	.263	.233	0
2016	Connecticut	.270	64	248	32	67	94	14	2	3	36	0	3	2	21	65	6	4	.328	.379	4
2017	West Michigan	.268	125	488	61	131	165	25	3	1	55	1	3	4	46	98	13	6	.335	.338	3
MINOR LEAGUE TOTALS		.262	226	839	103	220	283	41	5	4	98	4	9	8	73	188	21	11	.324	.337	7

BAUZA, ADOLFO ALEJANDRO

HEIGHT: 6-2 **BATS:** R **BORN:** September 27, 2000 - Porlamar, VZ
WEIGHT: 160 **THROWS:** R **RESIDENCE:** Porlamar, VZ
RECOMMENDED/SIGNED BY: Raul Leiva/Alejandro Rodriguez (Tigers)
HOW OBTAINED: Signed by the Tigers as a non-drafted free agent on July 5, 2017

RIGHANDED PITCHER

Year	Club	W-L	ERA	G	GS	CG	SHO	SV	IP	H	AB	R	ER	HR	HB	BB	SO	WP	BK	AVG
(2018 will be first professional season)																				

BEATTIE, MATTHEW JAMES

HEIGHT: 6-3 **BATS:** R **BORN:** January 5, 1999 - Glen Waverly, AUS
WEIGHT: 185 **THROWS:** R **RESIDENCE:** Glen Waverly, AUS
RECOMMENDED/SIGNED BY: Kevin Hooker/Glenn Williams (Tigers)
HOW OBTAINED: Signed by the Tigers as a non-drafted free agent on February 12, 2017

RIGHANDED PITCHER

Year	Club	W-L	ERA	G	GS	CG	SHO	SV	IP	H	AB	R	ER	HR	HB	BB	SO	WP	BK	AVG
(2018 will be first professional season)																				

BELISARIO, JOHAN JOSE

HEIGHT: 5-11 **BATS:** R **BORN:** August 13, 1993 - Bolivar, VZ
WEIGHT: 170 **THROWS:** R **RESIDENCE:** Bolivar, VZ
RECOMMENDED/SIGNED BY: Alejandro Rodriguez (Tigers)
HOW OBTAINED: Signed by the Tigers as a non-drafted free agent on August 13, 2009

RIGHANDED PITCHER

Year	Club	W-L	ERA	G	GS	CG	SHO	SV	IP	H	AB	R	ER	HR	HB	BB	SO	WP	BK	AVG
2010	VSL Tigers	1-6	7.04	14	9	0	0	2	38.1	42	151	36	30	5	7	24	28	5	2	.278
2011	VSL Tigers	0-4	7.50	15	6	0	0	0	42.0	61	178	43	35	10	8	12	26	3	0	.343
2012	VSL Tigers	1-7	4.91	13	13	0	0	0	62.1	85	253	43	34	4	5	10	43	13	0	.336
2013	VSL Tigers	5-1	1.15	31	0	0	0	16	39.0	24	138	7	5	0	3	4	38	4	0	.174
2014	Connecticut	5-0	0.79	19	0	0	0	3	34.0	21	122	4	3	0	2	8	34	0	1	.172
2015	West Michigan	3-2	1.79	41	0	0	0	12	55.1	46	203	12	11	1	1	23	54	3	0	.227
2016	Lakeland	0-2	5.82	10	0	0	0	1	17.0	17	66	11	11	1	2	10	14	1	0	.258
2017	GCL Tigers West	1-0	5.40	5	0	0	0	1	8.1	8	29	5	5	0	0	1	8	1	0	.276
	Lakeland	1-1	3.77	12	0	0	0	1	14.1	12	57	8	6	1	0	8	17	2	0	.211
MINOR LEAGUE TOTALS		17-23	4.06	160	28	0	0	36	310.2	316	1197	169	140	22	28	100	262	32	3	.264

BELLO, MOISES ALEJANDRO

HEIGHT: 5-10 **BATS:** R **BORN:** June 13, 1997 - San Juan de los Morros, VZ
WEIGHT: 160 **THROWS:** R **RESIDENCE:** San Juan de los Morros, VZ
RECOMMENDED/SIGNED BY: Jesus Mendoza (Tigers)
HOW OBTAINED: Signed by the Tigers as a non-drafted free agent on July 12, 2013

SHORTSTOP

Year	Club	AVG	G	AB	R	H	TB	2B	3B	HR	RBI	SH	SF	HB	BB	SO	SB	CS	OBP	SLG	E
2014	VSL Tigers	.216	15	51	9	11	15	2	1	0	1	2	0	2	3	8	2	1	.286	.294	2
2015	VSL Tigers	.211	61	227	43	48	66	9	3	1	16	2	2	10	20	44	11	4	.301	.291	15
2016	GCL Tigers East	.246	40	126	18	31	38	4	0	1	11	1	1	4	5	20	9	2	.294	.302	3
	GCL Tigers West	.235	5	17	1	4	5	1	0	0	2	1	0	0	0	5	2	0	.235	.294	1
2017	GCL Tigers East	.279	39	129	19	36	44	3	1	1	13	3	0	1	9	9	7	4	.331	.341	5
MINOR LEAGUE TOTALS		.236	160	550	90	130	168	19	5	3	43	9	3	17	37	86	31	11	.303	.305	26

BIVENS, JAKE

HEIGHT: 6-1 **BATS:** L **BORN:** May 25, 1995 - Battle Creek, MI
WEIGHT: 190 **THROWS:** R **RESIDENCE:** Battle Creek, MI
RECOMMENDED/SIGNED BY: Jeff Kunkel (Tigers)
SCHOOL: University of Michigan
HOW OBTAINED: Selected by the Tigers in the 27th round of the June 2017 draft

INFIELDER

Year	Club	AVG	G	AB	R	H	TB	2B	3B	HR	RBI	SH	SF	HB	BB	SO	SB	CS	OBP	SLG	E
2017	GCL Tigers West	.267	24	45	5	12	12	0	0	0	5	2	0	5	10	6	4	0	.450	.267	2

BOJARSKI, ULRICH

HEIGHT: 6-3 **BATS:** R **BORN:** September 15, 1998 - East London, South Africa
WEIGHT: 190 **THROWS:** R **RESIDENCE:** Perth, AUS
RECOMMENDED/SIGNED BY: Kevin Hooker/Glenn Williams (Tigers)
HOW OBTAINED: Signed by the Tigers as a non-drafted free agent on July 27, 2016

OUTFIELDER

Year	Club	AVG	G	AB	R	H	TB	2B	3B	HR	RBI	SH	SF	HB	BB	SO	SB	CS	OBP	SLG	E
2017	GCL Tigers West	.225	38	111	14	25	37	7	1	1	13	0	1	5	7	35	1	0	.298	.333	1



TIGERS MINOR LEAGUE PLAYERS

BORTLES, COLBY JOE

HEIGHT: 6-5
WEIGHT: 230
RECOMMENDED/SIGNED BY: Justin Henry (Tigers)
SCHOOL: University of Mississippi

HOW OBTAINED: Selected by the Tigers in the 22nd round of the June 2017 draft

Year	Club	AVG	G	AB	R	H	TB	2B	3B	HR	RBI	SH	SF	HB	BB	SO	SB	CS	OBP	SLG	E
2017	Connecticut	.251	56	187	22	47	67	9	1	3	23	0	3	2	23	48	1	0	.335	.358	13

THIRD BASEMAN

BORN: May 28, 1995 - Orlando, FL
RESIDENCE: Oviedo, FL

BRETO, LIARVIS JOSE

HEIGHT: 6-0
WEIGHT: 170

HOW OBTAINED: Signed by the Tigers as a Minor League free agent on January 5, 2017

Year	Club	W-L	ERA	G	GS	CG	SHO	SV	IP	H	AB	R	ER	HR	HB	BB	SO	WP	BK	AVG
2012	VSL Mariners	2-2	2.03	16	0	0	0	5	26.2	17	94	6	6	0	1	13	30	5	1	.181
2013	VSL Mariners	5-3	3.57	13	11	0	0	0	58.0	48	215	28	23	3	2	26	50	16	3	.223
2014	VSL Mariners	2-2	3.50	14	0	0	0	1	36.0	36	141	20	14	1	3	15	35	15	1	.255
2015	DSL Mariners	5-1	3.21	19	0	0	0	1	56.0	58	221	26	20	2	3	7	57	11	0	.262
MINOR LEAGUE TOTALS		14-8	3.21	62	11	0	0	7	176.2	159	671	80	63	6	9	61	172	47	5	.237

LEFTHANDED PITCHER

BORN: April 10, 1993 - Guacara, VZ
RESIDENCE: Guacara, VZ

BRICENO, ENDRY'S EDUARDO

HEIGHT: 6-5
WEIGHT: 175
RECOMMENDED/SIGNED BY: German Robles (Tigers)

HOW OBTAINED: Signed by the Tigers as a non-drafted free agent on March 5, 2009

Year	Club	W-L	ERA	G	GS	CG	SHO	SV	IP	H	AB	R	ER	HR	HB	BB	SO	WP	BK	AVG
2009	VSL Tigers	0-0	3.41	16	0	0	0	2	31.2	36	122	17	12	4	5	12	16	3	0	.295
2010	VSL Tigers	2-5	5.63	14	9	0	0	0	46.1	56	185	32	29	2	9	16	33	2	0	.303
2011	GCL Tigers	2-5	5.34	12	12	0	0	0	59.0	72	232	44	35	2	14	19	49	9	0	.310
2012	Connecticut	4-3	5.15	12	0	0	0	0	57.2	60	223	37	33	3	7	22	30	9	1	.269
2013	West Michigan	7-9	4.47	25	25	0	0	0	116.2	124	453	72	58	5	6	51	65	13	4	.274
2014	Lakeland	0-0	3.38	3	3	0	0	0	16.0	16	61	6	6	1	0	3	7	1	0	.262
2015	GCL Tigers	0-1	1.98	5	5	0	0	0	13.2	12	52	5	3	0	2	1	21	1	0	.231
	Lakeland	2-3	4.09	8	6	0	0	0	33.0	39	129	20	15	2	7	14	16	2	0	.302
2016	Lakeland	4-7	5.94	25	17	1	0	0	103.0	121	400	72	68	10	18	56	81	13	0	.303
2017	Lakeland	1-4	3.59	27	6	0	0	1	57.2	65	222	28	23	3	3	25	36	11	0	.293
MINOR LEAGUE TOTALS		22-37	4.75	147	95	1	0	3	534.2	601	2079	333	282	32	71	219	354	64	5	.289

RIGHANDED PITCHER

BORN: February 7, 1992 - Aragua, VZ
RESIDENCE: Aragua, VZ

BURCH, LUKAS (LUKE)

HEIGHT: 6-2
WEIGHT: 185
RECOMMENDED/SIGNED BY: Jeff Kunkel (Tigers)
SCHOOL: Kent State University

HOW OBTAINED: Selected by the Tigers in the ninth round of the June 2017 draft

Year	Club	AVG	G	AB	R	H	TB	2B	3B	HR	RBI	SH	SF	HB	BB	SO	SB	CS	OBP	SLG	E
2017	Connecticut	.261	42	157	20	41	45	2	1	0	11	3	2	1	16	31	8	1	.330	.287	0
	West Michigan	.267	5	15	0	4	4	0	0	0	1	0	1	1	5	0	0	.353	.267	0	
MINOR LEAGUE TOTALS		.262	47	172	20	45	49	2	1	0	11	4	2	2	17	36	8	1	.332	.285	0

CENTER FIELDER

BORN: April 18, 1994 - Millersburg, OH
RESIDENCE: Millersburg, OH

BURDEAUX, DYLAN

HEIGHT: 6-2
WEIGHT: 230
RECOMMENDED/SIGNED BY: Justin Henry (Tigers)
SCHOOL: University of Southern Mississippi

HOW OBTAINED: Selected by the Tigers in the 20th round of the June 2017 draft

Year	Club	AVG	G	AB	R	H	TB	2B	3B	HR	RBI	SH	SF	HB	BB	SO	SB	CS	OBP	SLG	E
2017	Connecticut	.306	14	49	6	15	19	4	0	0	7	0	1	1	6	13	0	0	.386	.388	0
	West Michigan	.260	43	150	23	39	57	10	1	2	22	0	1	1	15	33	2	1	.329	.380	3
MINOR LEAGUE TOTALS		.271	57	199	29	54	76	14	1	2	29	0	2	2	21	46	2	1	.344	.382	3

FIRST BASEMAN

BORN: February 21, 1994 - West Monroe, LA
RESIDENCE: West Monroe, LA

BURGOS, RONALD

HEIGHT: 6-3
WEIGHT: 190
RECOMMENDED/SIGNED BY: Ramon Perez/Carlos Santana (Tigers)
HOW OBTAINED: Signed by the Tigers as a non-drafted free agent on August 26, 2016

Year	Club	W-L	ERA	G	GS	CG	SHO	SV	IP	H	AB	R	ER	HR	HB	BB	SO	WP	BK	AVG
2017	DSL Tigers	2-4	4.91	15	4	0	0	0	40.1	44	158	29	22	2	2	18	31	5	1	.278

RIGHANDED PITCHER

BORN: December 22, 1999 - San Francisco de Macoris, DR
RESIDENCE: San Francisco de Macoris, DR

TIGERS MINOR LEAGUE PLAYERS



BURROWS, BEAU VAN

HEIGHT: 6-2
WEIGHT: 210
RECOMMENDED/SIGNED BY: Chris Wimmer (Tigers)
SCHOOL: Weatherford High School (TX)

BATS: R
THROWS: R

RIGHTHANDED PITCHER

BORN: September 18, 1996 - Fort Worth, TX
RESIDENCE: Weatherford, TX

HOW OBTAINED: Selected by the Tigers in the first round (22nd overall) of the June 2015 draft

Year	Club	W-L	ERA	G	GS	CG	SHO	SV	IP	H	AB	R	ER	HR	HB	BB	SO	WP	BK	AVG
2015	GCL Tigers	1-0	1.61	10	9	0	0	0	28.0	18	98	7	5	0	2	11	33	1	0	.184
2016	West Michigan	6-4	3.15	21	20	0	0	0	97.0	87	362	38	34	2	6	30	67	8	1	.240
2017	Lakeland	4-3	1.23	11	11	0	0	0	58.2	45	204	9	8	3	3	11	62	1	0	.221
	Erie	6-4	4.72	15	15	1	0	0	76.1	79	294	40	40	5	0	33	75	4	0	.269
MINOR LEAGUE TOTALS		17-11	3.01	57	55	1	0	0	260.0	229	958	94	87	10	11	85	237	14	1	.239

CAMERON, DAZMON JAROID (DAD)

HEIGHT: 6-2
WEIGHT: 185
SCHOOL: Eagle's Landing Christian Academy (GA)

BATS: R
THROWS: R

CENTER FIELDER

BORN: January 15, 1997 - McDonough, GA
RESIDENCE: McDonough, GA

HOW OBTAINED: Acquired by the Tigers along with Franklin Perez and Jake Rogers from Houston in exchange for Justin Verlander and a player to be named later (Juan Ramirez) on August 31, 2017.

Year	Club	AVG	G	AB	R	H	TB	2B	3B	HR	RBI	SH	SF	HB	BB	SO	SB	CS	OBP	SLG	E
2015	GCL Astros	.222	21	72	14	16	18	2	0	0	6	1	2	3	9	18	13	4	.326	.250	0
	Greenville	.272	30	103	20	28	36	2	3	0	11	3	1	1	16	31	11	6	.372	.350	1
2016	Tri-City	.278	19	79	13	22	33	3	1	2	14	1	0	3	6	26	8	2	.352	.418	0
	Quad Cities	.143	21	77	5	11	17	2	2	0	6	1	1	0	8	33	4	3	.221	.221	3
2017	Quad Cities	.271	120	446	79	121	208	29	8	14	73	1	7	12	45	108	32	12	.349	.466	5
	West Michigan	.250	3	8	1	2	2	0	0	0	1	0	0	0	3	4	0	1	.455	.250	0
MINOR LEAGUE TOTALS		.255	214	785	132	200	314	38	14	16	111	7	11	19	87	220	68	28	.339	.400	9

CARLTON, DREW MICHAEL

HEIGHT: 6-1
WEIGHT: 207
RECOMMENDED/SIGNED BY: RJ Burgess (Tigers)
SCHOOL: Florida State University

BATS: R
THROWS: R

RIGHTHANDED PITCHER

BORN: September 8, 1995 - Lakeland, FL
RESIDENCE: Winter Haven, FL

HOW OBTAINED: Selected by the Tigers in the 32nd round of the June 2017 draft

Year	Club	W-L	ERA	G	GS	CG	SHO	SV	IP	H	AB	R	ER	HR	HB	BB	SO	WP	BK	AVG
2017	GCL Tigers West	0-0	0.90	6	0	0	0	2	10.0	10	38	2	1	0	1	1	9	1	0	.263
	Connecticut	1-0	1.29	13	0	0	0	10	14.0	8	50	2	2	1	0	2	20	2	0	.160
	West Michigan	0-0	0.00	1	0	0	0	0	1.0	0	4	0	0	0	0	0	0	0	0	.000
MINOR LEAGUE TOTALS		1-0	1.08	20	0	0	0	12	25.0	18	92	4	3	1	1	3	29	3	0	.196

CASTILLO, OSWALDO DANIEL

HEIGHT: 6-1
WEIGHT: 213
RECOMMENDED/SIGNED BY: Jesus Mendoza/Pedro Chavez (Tigers)

BATS: R
THROWS: R

RIGHTHANDED PITCHER

BORN: August 18, 1996 - Maracay, VZ
RESIDENCE: Maracay, VZ

HOW OBTAINED: Signed by the Tigers as a non-drafted free agent on August 20, 2012

Year	Club	W-L	ERA	G	GS	CG	SHO	SV	IP	H	AB	R	ER	HR	HB	BB	SO	WP	BK	AVG
2013	VSL Tigers	4-3	6.30	12	5	0	0	0	30.0	39	124	25	21	2	2	15	17	6	0	.315
2014	GCL Tigers	1-3	3.20	9	9	1	0	0	45.0	37	157	17	16	3	7	14	32	2	0	.236
2015	Connecticut	1-3	5.14	12	0	0	0	0	21.0	20	80	17	12	1	6	17	20	4	1	.250
2016	GCL Tigers West	3-0	0.00	4	0	0	0	0	11.0	4	34	0	0	0	1	2	12	0	0	.118
	Connecticut	2-1	6.39	8	0	0	0	0	12.2	12	50	10	9	1	5	7	11	2	0	.240
2017	Connecticut	3-3	2.91	17	7	1	0	0	43.1	38	159	17	14	1	5	14	30	6	0	.239
MINOR LEAGUE TOTALS		14-13	3.98	62	21	2	0	0	163.0	150	604	86	72	8	26	69	122	20	1	.248

CASTRO, ANTHONY SILFREDO

HEIGHT: 6-2
WEIGHT: 182
RECOMMENDED/SIGNED BY: Oscar Garcia/Pedro Chavez (Tigers)

BATS: R
THROWS: R

RIGHTHANDED PITCHER

BORN: April 13, 1995 - Caracas, VZ
RESIDENCE: Miranda, VZ

HOW OBTAINED: Signed by the Tigers as a non-drafted free agent on July 18, 2011

Year	Club	W-L	ERA	G	GS	CG	SHO	SV	IP	H	AB	R	ER	HR	HB	BB	SO	WP	BK	AVG
2012	VSL Tigers	1-2	3.38	13	13	0	0	0	53.1	40	189	32	20	2	10	30	46	8	1	.212
2013	VSL Tigers	2-2	2.73	13	11	0	0	0	56.0	45	204	24	17	2	5	17	55	3	0	.221
2014	GCL Tigers	6-3	4.10	13	12	0	0	0	59.1	53	220	32	27	1	3	30	50	5	0	.241
2015	Did Not Pitch																			
2016	GCL Tigers West	3-3	4.26	11	10	0	0	0	50.2	52	191	26	24	0	2	16	54	13	1	.272
2017	West Michigan	10-6	2.49	21	21	1	1	0	108.1	91	402	41	30	4	6	35	95	5	0	.226
MINOR LEAGUE TOTALS		22-16	3.24	71	67	1	1	0	327.2	281	1206	155	118	9	26	128	300	34	2	.233



TIGERS MINOR LEAGUE PLAYERS

CHACON, ESNEY RAFAEL

HEIGHT: 6-1
WEIGHT: 160
RECOMMENDED/SIGNED BY: Alejandro Rodriguez/Raul Leiva (Tigers)
HOW OBTAINED: Signed by the Tigers as a non-drafted free agent on July 4, 2016

BATS: R
THROWS: R

OUTFIELDER

BORN: March 17, 2000 - Puerto La Cruz, VZ
RESIDENCE: La Asuncion, VZ

Year	Club	AVG	G	AB	R	H	TB	2B	3B	HR	RBI	SH	SF	HB	BB	SO	SB	CS	OBP	SLG	E
2017	DSL Tigers	.273	50	172	27	47	57	5	1	1	20	2	1	1	29	20	10	7	.379	.331	2

CHAVEZ, ALEJANDRO

HEIGHT: 6-2
WEIGHT: 170
RECOMMENDED/SIGNED BY: Alejandro Rodriguez (Tigers)
HOW OBTAINED: Signed by the Tigers as a non-drafted free agent on November 2, 2016

BATS: R
THROWS: R

RIGHTHANDED PITCHER

BORN: July 14, 1999 - Guasave, MEX
RESIDENCE: Guasave, MEX

Year	Club	W-L	ERA	G	GS	CG	SHO	SV	IP	H	AB	R	ER	HR	HB	BB	SO	WP	BK	AVG
2017	DSL Tigers	2-1	3.96	17	1	0	0	1	38.2	41	149	22	17	1	2	19	35	3	0	.275

COLEMAN, RONNELL (RO)

HEIGHT: 5-5
WEIGHT: 140
RECOMMENDED/SIGNED BY: Harold Zonder (Tigers)
SCHOOL: Vanderbilt University
HOW OBTAINED: Selected by the Tigers in the 34th round of the June 2017 draft

BATS: S
THROWS: R

LEFT FIELDER

BORN: November 22, 1994 - Chicago, IL
RESIDENCE: Maywood, IL

Year	Club	AVG	G	AB	R	H	TB	2B	3B	HR	RBI	SH	SF	HB	BB	SO	SB	CS	OBP	SLG	E
2017	Connecticut	.227	30	75	14	17	24	3	2	0	2	0	0	1	10	14	4	2	.326	.320	0

COOPER, SHANE

HEIGHT: 6-0
WEIGHT: 170
RECOMMENDED/SIGNED BY: Ryan Johnson (Tigers)
SCHOOL: Hutchinson Community College (KS)
HOW OBTAINED: Selected by the Tigers in the 37th round of the June 2017 draft

BATS: R
THROWS: R

SHORTSTOP

BORN: December 19, 1994 - O'Fallon, MO
RESIDENCE: O'Fallon, MO

Year	Club	AVG	G	AB	R	H	TB	2B	3B	HR	RBI	SH	SF	HB	BB	SO	SB	CS	OBP	SLG	E
2017	GCL Tigers West	.255	21	47	10	12	18	3	0	1	5	0	1	0	6	7	3	0	.333	.383	1
	Lakeland	.167	9	30	2	5	5	0	0	1	0	0	0	2	8	0	0	0	.219	.167	2
MINOR LEAGUE TOTALS		.221	30	77	12	17	23	3	0	1	6	0	1	0	8	15	3	0	.291	.299	3

CORTES, MAXIMO RANDEL

HEIGHT: 6-1
WEIGHT: 170
RECOMMENDED/SIGNED BY: Ramon Perez/Carlos Santana (Tigers)
HOW OBTAINED: Signed by the Tigers as a non-drafted free agent on August 12, 2016

BATS: R
THROWS: R

RIGHTHANDED PITCHER

BORN: November 18, 1999 - Sanchez, DR
RESIDENCE: Santo Domingo, DR

Year	Club	W-L	ERA	G	GS	CG	SHO	SV	IP	H	AB	R	ER	HR	HB	BB	SO	WP	BK	AVG
2017	DSL Tigers	2-1	4.84	19	0	0	0	3	22.1	28	89	14	12	1	4	9	19	7	1	.315

CORTEZ, JOHANNY MANUEL

HEIGHT: 5-10
WEIGHT: 170
RECOMMENDED/SIGNED BY: Alejandro Rodriguez/Oscar Garcia (Tigers)
HOW OBTAINED: Signed by the Tigers as a non-drafted free agent on July 3, 2014

BATS: R
THROWS: R

CATCHER

BORN: May 24, 1998 - Caracas, VZ
RESIDENCE: Caracas, VZ

Year	Club	AVG	G	AB	R	H	TB	2B	3B	HR	RBI	SH	SF	HB	BB	SO	SB	CS	OBP	SLG	E
2015	VSL Tigers	.209	41	129	11	27	40	10	0	1	18	0	1	5	10	44	3	0	.290	.310	1
2016	GCL Tigers East	.207	24	58	6	12	18	3	0	1	5	2	0	4	4	20	2	0	.303	.310	6
2017	GCL Tigers East	.238	29	80	6	19	23	1	0	1	9	0	0	1	5	18	1	0	.291	.288	3
MINOR LEAGUE TOTALS		.217	94	267	23	58	81	14	0	3	32	2	1	10	19	82	6	0	.293	.303	10

COX, ZACKARY KENDRICK (ZACK)

HEIGHT: 5-11
WEIGHT: 213
SCHOOL: University of Arkansas
HOW OBTAINED: Signed by the Tigers as a Minor League free agent on December 5, 2017

BATS: L
THROWS: R

THIRD BASEMAN

BORN: May 9, 1989 - Campbellsville, KY
RESIDENCE: Bentonville, AR

Year	Club	AVG	G	AB	R	H	TB	2B	3B	HR	RBI	SH	SF	HB	BB	SO	SB	CS	OBP	SLG	E
2010	GCL Cardinals	.400	4	15	0	6	7	1	0	0	1	0	0	1	1	3	0	0	.471	.467	0
2011	Palm Beach	.335	42	164	22	55	72	8	0	3	20	1	2	2	11	29	2	2	.380	.439	4
	Springfield	.293	93	352	54	103	152	19	0	10	48	0	2	6	29	69	0	1	.355	.432	20
2012	Jacksonville	.253	24	95	14	24	35	6	1	1	13	0	1	0	10	27	0	0	.321	.368	7
	Memphis	.254	84	299	27	76	126	23	0	9	30	0	0	5	12	63	1	0	.294	.421	13
2013	Jacksonville	.269	86	283	32	76	104	15	2	3	29	0	2	2	38	68	2	0	.357	.367	10
	New Orleans	.000	2	5	0	0	0	0	0	0	0	0	0	0	1	0	0	0	.167	.000	0
2014	New Orleans	.282	104	312	40	88	136	18	3	8	35	1	1	1	29	65	2	0	.344	.436	10
2015	Jacksonville	.321	103	327	47	105	138	19	1	4	27	0	2	2	38	80	0	1	.393	.422	12

TIGERS MINOR LEAGUE PLAYERS



(Cox, cont.)

New Orleans	.200	16	55	8	11	19	5	0	1	4	0	0	0	1	17	0	0	.214	.345	1
2017 Erie	.281	85	274	31	77	99	13	0	3	33	0	6	3	30	70	1	0	.351	.361	1
MINOR LEAGUE TOTALS	.285	643	2181	275	621	888	127	7	42	240	2	16	22	200	491	8	4	.348	.407	78

CROSBY, GARY DREW

HEIGHT: 6-0
WEIGHT: 196
RECOMMENDED/SIGNED BY: Harold Zonder (Tigers)
SCHOOL: University of Memphis
HOW OBTAINED: Selected by the Tigers in the 26th round of the June 2017 draft

LEFTHANDED PITCHER

BATS: R
THROWS: L
BORN: November 16, 1995 - Southaven, MS
RESIDENCE: Memphis, TN

Year	Club	W-L	ERA	G	GS	CG	SHO	SV	IP	H	AB	R	ER	HR	HB	BB	SO	WP	BK	AVG
2017	GCL Tigers West	0-0	4.00	16	0	0	0	0	27.0	34	114	17	12	0	1	12	29	6	0	.298

DACOSTA, FRANCARCLOS

HEIGHT: 6-1
WEIGHT: 175
RECOMMENDED/SIGNED BY: Alejandro Rodriguez/Oscar Garcia (Tigers)
HOW OBTAINED: Signed by the Tigers as a non-drafted free agent on July 4, 2016

RIGHANDED PITCHER

BORN: February 27, 2000 - Caracas, VZ
RESIDENCE: Catia de la Mar, VZ

Year	Club	W-L	ERA	G	GS	CG	SHO	SV	IP	H	AB	R	ER	HR	HB	BB	SO	WP	BK	AVG
2017	DSL Tigers	0-1	3.09	5	2	0	0	1	11.2	11	48	6	4	0	2	4	17	3	0	.229

DE BLOK, TOM ROBIN

HEIGHT: 6-4
WEIGHT: 195
RECOMMENDED/SIGNED BY: Scott Bream/Kevin Hooker/Oneri Fleita (Tigers)
HOW OBTAINED: Signed by the Tigers as a non-drafted free agent on August 26, 2013

RIGHANDED PITCHER

BORN: May 8, 1996 - Amstelveen, Netherlands
RESIDENCE: Amsterdam, Netherlands

Year	Club	W-L	ERA	G	GS	CG	SHO	SV	IP	H	AB	R	ER	HR	HB	BB	SO	WP	BK	AVG
2017	Connecticut	0-0	0.00	1	0	0	0	0	3.2	1	12	0	0	0	0	1	5	0	0	.083
	West Michigan	4-2	2.87	23	11	0	0	1	78.1	69	298	28	25	6	0	13	73	5	1	.232
	MINOR LEAGUE TOTALS	4-2	2.74	23	12	0	0	1	82.0	70	310	28	25	6	0	14	78	5	1	.226

DE JESUS, ANGEL

HEIGHT: 6-4
WEIGHT: 185
RECOMMENDED/SIGNED BY: Miguel Rodriguez/Ramon Perez (Tigers)
HOW OBTAINED: Signed by the Tigers as a non-drafted free agent on May 10, 2016

RIGHANDED PITCHER

BORN: February 13, 1997 - Samana, DR
RESIDENCE: Samana, DR

Year	Club	W-L	ERA	G	GS	CG	SHO	SV	IP	H	AB	R	ER	HR	HB	BB	SO	WP	BK	AVG
2016	DSL Tigers	0-2	7.08	9	3	0	0	0	20.1	25	78	16	16	0	2	9	28	5	0	.321
2017	DSL Tigers	4-4	2.20	14	8	1	0	0	61.1	44	218	19	15	2	11	18	45	4	2	.202
	MINOR LEAGUE TOTALS	4-6	3.42	23	11	1	0	0	81.2	69	296	35	31	2	13	27	73	9	2	.233

DE LA CRUZ, ISRAEL

HEIGHT: 6-0
WEIGHT: 162
RECOMMENDED/SIGNED BY: Ramon Perez/Carlos Santana/Aldo Perez (Tigers)
HOW OBTAINED: Signed by the Tigers as a non-drafted free agent on July 3, 2013

SHORTSTOP

BORN: June 15, 1997 - Fantino, DR
RESIDENCE: Los Alcarrizos, DR

Year	Club	AVG	G	AB	R	H	TB	2B	3B	HR	RBI	SH	SF	HB	BB	SO	SB	CS	OBP	SLG	E
2014	DSL Tigers	.252	47	151	33	38	57	5	7	0	15	3	0	3	15	53	4	4	.331	.377	24
2015	DSL Tigers	.253	51	174	36	44	58	8	3	0	15	4	0	6	20	56	14	7	.350	.333	20
2016	GCL Tigers East	.247	51	166	27	41	56	3	6	0	13	2	1	3	22	51	22	6	.344	.337	19
2017	Connecticut	.500	1	4	1	2	2	0	0	0	1	0	0	0	2	1	0	0	.500	.500	0
	GCL Tigers West	.297	46	128	23	38	47	5	2	0	8	1	1	1	8	33	16	10	.341	.367	8
	MINOR LEAGUE TOTALS	.262	196	623	120	163	220	21	18	0	52	10	2	13	65	195	57	27	.343	.353	71

DE LA CRUZ, SANDEL ELIAS

HEIGHT: 6-2
WEIGHT: 185
RECOMMENDED/SIGNED BY: Ramon Perez/Miguel Rodriguez (Tigers)
HOW OBTAINED: Signed by the Tigers as a non-drafted free agent on October 17, 2016

RIGHANDED PITCHER

BORN: August 6, 1996 - Consuelo, DR
RESIDENCE: Consuelo, DR

Year	Club	W-L	ERA	G	GS	CG	SHO	SV	IP	H	AB	R	ER	HR	HB	BB	SO	WP	BK	AVG
2017	GCL Tigers East	0-6	4.89	10	10	0	0	0	46.0	47	185	32	25	2	9	22	41	7	2	.254

DE LA ROSA, BAIRON ENRIQUE

HEIGHT: 6-5
WEIGHT: 190
RECOMMENDED/SIGNED BY: Ramon Perez/Carlos Santana (Tigers)
HOW OBTAINED: Signed by the Tigers as a non-drafted free agent on July 2, 2015

RIGHANDED PITCHER

BORN: July 17, 1996 - Santo Domingo, DR
RESIDENCE: Santo Domingo, DR

Year	Club	W-L	ERA	G	GS	CG	SHO	SV	IP	H	AB	R	ER	HR	HB	BB	SO	WP	BK	AVG
2015	DSL Tigers	0-2	4.96	12	0	0	0	0	16.1	13	51	10	9	0	6	19	4	2	0	.255



TIGERS MINOR LEAGUE PLAYERS

(De La Rosa, cont.)

2016	GCL Tigers East	2-2	6.98	12	1	0	0	0	19.1	19	72	17	15	3	2	18	14	2	0	.264
2017	GCL Tigers East	1-2	6.86	15	1	0	0	1	21.0	19	77	16	16	1	6	16	18	5	3	.247
MINOR LEAGUE TOTALS		3-6	6.35	39	2	0	0	1	56.2	51	200	43	40	4	14	53	36	9	3	.255

DE LOS REYES, RAUL ANTONIO

HEIGHT: 6-4
WEIGHT: 220
RECOMMENDED/SIGNED BY: Alejandro Rodriguez (Tigers)
HOW OBTAINED: Signed by the Tigers as a non-drafted free agent on November 2, 2016

RIGHTHANDED PITCHER

BATS: R
THROWS: R
BORN: August 24, 1997 - Ciudad Obregón, MEX
RESIDENCE: Ciudad Obregón, MEX

Year	Club	W-L	ERA	G	GS	CG	SHO	SV	IP	H	AB	R	ER	HR	HB	BB	SO	WP	BK	AVG
2017	DSL Tigers	0-1	3.74	15	5	0	0	0	45.2	52	185	27	19	2	4	15	41	10	0	.281

DIAZ, JOSE AMADO

HEIGHT: 6-5
WEIGHT: 200
RECOMMENDED/SIGNED BY: Aldo Perez/Carlos Santana (Tigers)
HOW OBTAINED: Signed by the Tigers as a non-drafted free agent on November 29, 2017

RIGHTHANDED PITCHER

BATS: R
THROWS: R
BORN: May 12, 2000 - Nagua, DR
RESIDENCE: Nagua, DR

Year	Club	W-L	ERA	G	GS	CG	SHO	SV	IP	H	AB	R	ER	HR	HB	BB	SO	WP	BK	AVG
(2018 will be first professional season)																				

DOMINGUEZ, ANTONIO JESUS

HEIGHT: 5-9
WEIGHT: 150
RECOMMENDED/SIGNED BY: Oscar Garcia/Jesus Mendoza
HOW OBTAINED: Signed by the Tigers as a non-drafted free agent on July 5, 2017

SHORTSTOP

BORN: April 25, 2001 - Cua, VZ
RESIDENCE: Cua, VZ

Year	Club	AVG	G	AB	R	H	TB	2B	3B	HR	RBI	SH	SF	HB	BB	SO	SB	CS	OBP	SLG	E
(2018 will be first professional season)																					

DOWDY, KYLE ALEXANDER

HEIGHT: 6-1
WEIGHT: 194
RECOMMENDED/SIGNED BY: Matt Lea (Tigers)
SCHOOL: University of Houston
HOW OBTAINED: Selected by the Tigers in the 12th round of the June 2015 draft

RIGHTHANDED PITCHER

BORN: February 3, 1993 - Escondido, CA
RESIDENCE: Houston, TX

Year	Club	W-L	ERA	G	GS	CG	SHO	SV	IP	H	AB	R	ER	HR	HB	BB	SO	WP	BK	AVG
2016	West Michigan	10-3	2.84	23	16	1	1	0	107.2	109	403	38	34	6	11	24	86	6	0	.270
2017	Lakeland	8-12	3.83	25	22	0	0	0	134.0	142	515	68	57	8	4	28	121	8	0	.276
MINOR LEAGUE TOTALS		18-15	3.39	48	38	1	1	0	241.2	251	918	106	91	14	15	52	207	14	0	.273

ECKER, MARK EDWARD

HEIGHT: 6-1
WEIGHT: 200
RECOMMENDED/SIGNED BY: Matt Lea (Tigers)
SCHOOL: Texas A&M University
HOW OBTAINED: Selected by the Tigers in the fifth round of the June 2016 draft

RIGHTHANDED PITCHER

BORN: May 27, 1995 - San Antonio, TX
RESIDENCE: Helotes, TX

Year	Club	W-L	ERA	G	GS	CG	SHO	SV	IP	H	AB	R	ER	HR	HB	BB	SO	WP	BK	AVG
2016	Connecticut	2-0	0.50	11	0	0	0	4	18.0	7	60	1	1	0	0	3	21	2	0	.117
	West Michigan	0-0	1.86	9	0	0	0	5	9.2	9	38	2	2	1	0	2	10	1	0	.237
2017	Lakeland	2-4	3.50	36	0	0	0	7	43.2	37	159	17	17	3	0	17	63	6	0	.233
	Erie	0-0	2.00	15	0	0	0	3	18.0	15	62	4	4	2	0	8	18	1	0	.242
MINOR LEAGUE TOTALS		4-4	2.42	71	0	0	0	19	89.1	68	319	24	24	6	0	30	112	10	0	.213

ESCALONA, EDGAR ALFONZO

HEIGHT: 6-4
WEIGHT: 193
RECOMMENDED/SIGNED BY: Alejandro Rodriguez/Delvis Pacheco (Tigers)
HOW OBTAINED: Signed by the Tigers as a non-drafted free agent on November 2, 2015

RIGHTHANDED PITCHER

BORN: March 30, 1998 - Maracaibo, VZ
RESIDENCE: Maracaibo, VZ

Year	Club	W-L	ERA	G	GS	CG	SHO	SV	IP	H	AB	R	ER	HR	HB	BB	SO	WP	BK	AVG
2016	DSL Tigers	3-4	3.46	14	12	1	1	0	54.2	53	212	24	21	1	2	16	35	9	0	.250
2017	GCL Tigers East	2-7	5.73	11	11	0	0	0	44.0	58	182	35	28	3	5	17	25	4	1	.319
MINOR LEAGUE TOTALS		5-11	4.47	25	23	1	1	0	98.2	111	394	59	49	4	7	33	60	13	1	.282

ESCALONA, ILDEMARO MIGUEL

HEIGHT: 6-0
WEIGHT: 170
RECOMMENDED/SIGNED BY: Alejandro Rodriguez/Jesus Mendoza (Tigers)
HOW OBTAINED: Signed by the Tigers as a non-drafted free agent on July 3, 2015

INFIELDER

BORN: February 12, 1999 - Puerto Cabello, VZ
RESIDENCE: Puerto Cabello, VZ

Year	Club	AVG	G	AB	R	H	TB	2B	3B	HR	RBI	SH	SF	HB	BB	SO	SB	CS	OBP	SLG	E
2016	DSL Tigers	.263	41	133	17	35	47	7	1	1	24	0	1	4	8	33	3	2	.322	.353	18

TIGERS MINOR LEAGUE PLAYERS



(Escalona, cont.)

2017 GCL Tigers East	.248	47	149	8	37	45	4	2	0	12	0	1	1	8	29	2	3	.289	.302	16
MINOR LEAGUE TOTALS	.255	88	282	25	72	92	11	3	1	36	0	2	5	16	62	5	5	.305	.326	34

ESCOBAR, ELYS SANTIAGO

HEIGHT: 6-0
WEIGHT: 214
RECOMMENDED/SIGNED BY: Jesus Mendoza (Tigers)
HOW OBTAINED: Signed by the Tigers as a non-drafted free agent on July 2, 2013

BATS: R
THROWS: R

CATCHER

BORN: September 21, 1996 - San Diego, VZ
RESIDENCE: Valencia, VZ

Year	Club	AVG	G	AB	R	H	TB	2B	3B	HR	RBI	SH	SF	HB	BB	SO	SB	CS	OBP	SLG	E
2014	VSL Tigers	.297	38	118	12	35	47	10	1	0	13	0	0	2	10	22	2	0	.362	.398	3
2015	VSL Tigers	.280	53	189	27	53	71	13	1	1	21	1	4	2	25	32	0	0	.364	.376	5
2016	GCL Tigers East	.252	44	135	15	34	42	8	0	0	11	0	0	1	9	23	0	0	.303	.311	6
2017	Connecticut	.255	17	51	7	13	19	3	0	1	8	0	1	0	7	14	2	0	.339	.373	2
	Lakeland	.333	2	6	1	2	3	1	0	0	0	0	0	0	1	2	0	0	.429	.500	0
	MINOR LEAGUE TOTALS	.275	154	499	62	137	182	35	2	2	53	1	5	5	52	93	4	0	.346	.365	16

FAJARDO, RODOLFO VALENTIN

HEIGHT: 6-3
WEIGHT: 165
RECOMMENDED/SIGNED BY: Alejandro Rodriguez/Raul Leiva (Tigers)
HOW OBTAINED: Signed by the Tigers as a non-drafted free agent on February 9, 2017

BATS: L
THROWS: L

LEFTHANDED PITCHER

BORN: February 17, 2000 - Anzoategui, VZ
RESIDENCE: Anzoategui, VZ

Year	Club	W-L	ERA	G	GS	CG	SHO	SV	IP	H	AB	R	ER	HR	HB	BB	SO	WP	BK	AVG
2017	DSL Tigers	2-0	3.64	18	3	0	0	2	42.0	40	162	22	17	1	4	8	39	8	0	.247

FENELON, WILMER

HEIGHT: 6-3
WEIGHT: 170
RECOMMENDED/SIGNED BY: Aldo Perez/Miguel Rodriguez (Tigers)
HOW OBTAINED: Signed by the Tigers as a non-drafted free agent on September 30, 2017

BATS: R
THROWS: R

RIGHANDED PITCHER

BORN: October 18, 2000 - Santo Domingo, DR
RESIDENCE: Santo Domingo, DR

Year	Club	W-L	ERA	G	GS	CG	SHO	SV	IP	H	AB	R	ER	HR	HB	BB	SO	WP	BK	AVG
(2018 will be first professional season)																				

FERNANDEZ, AARON

HEIGHT: 6-2
WEIGHT: 190
RECOMMENDED/SIGNED BY: Brad Fidler (Tigers)
HOW OBTAINED: Signed by the Tigers as a non-drafted free agent on June 27, 2017

BATS: R
THROWS: R

RIGHANDED PITCHER

BORN: September 25, 1994 - Old Brookville, NY
RESIDENCE: Old Brookville, NY

Year	Club	W-L	ERA	G	GS	CG	SHO	SV	IP	H	AB	R	ER	HR	HB	BB	SO	WP	BK	AVG
2017	GCL Tigers West	2-3	4.21	15	0	0	0	0	25.2	26	99	17	12	1	3	13	24	8	0	.263

FIGUEROA, ADDONIS

HEIGHT: 6-2
WEIGHT: 170
RECOMMENDED/SIGNED BY: Aldo Perez/Carlos Santana (Tigers)
HOW OBTAINED: Signed by the Tigers as a non-drafted free agent on July 4, 2017

BATS: L
THROWS: L

OUTFIELDER

BORN: May 5, 2001 - Santo Domingo, DR
RESIDENCE: Santo Domingo, DR

Year	Club	AVG	G	AB	R	H	TB	2B	3B	HR	RBI	SH	SF	HB	BB	SO	SB	CS	OBP	SLG	E
(2018 will be first professional season)																					

FIGUEROA, GUSTAVO ADOLFO

HEIGHT: 6-0
WEIGHT: 170
RECOMMENDED/SIGNED BY: Alejandro Rodriguez/Raul Leiva (Tigers)
HOW OBTAINED: Signed by the Tigers as a non-drafted free agent on July 3, 2015

BATS: R
THROWS: R

CATCHER

BORN: September 22, 1998 - Puerto La Cruz, VZ
RESIDENCE: Barcelona, VZ

Year	Club	AVG	G	AB	R	H	TB	2B	3B	HR	RBI	SH	SF	HB	BB	SO	SB	CS	OBP	SLG	E
2016	DSL Tigers	.336	39	119	16	40	48	6	1	0	13	1	1	6	13	20	4	2	.424	.403	3
2017	DSL Tigers	.264	55	197	24	52	61	5	2	0	26	2	0	3	11	18	1	5	.313	.310	11
	MINOR LEAGUE TOTALS	.291	94	316	40	92	109	11	3	0	39	3	1	9	24	38	5	7	.357	.345	14

FIGUEROA, KEN ESTEFANO

HEIGHT: 6-0
WEIGHT: 191
RECOMMENDED/SIGNED BY: Jesus Mendoza/Alejandro Rodriguez (Tigers)
HOW OBTAINED: Signed by the Tigers as a non-drafted free agent on December 18, 2013

BATS: R
THROWS: R

RIGHANDED PITCHER

BORN: May 30, 1996 - Valencia, VZ
RESIDENCE: Carabobo, VZ

Year	Club	W-L	ERA	G	GS	CG	SHO	SV	IP	H	AB	R	ER	HR	HB	BB	SO	WP	BK	AVG
2014	VSL Tigers	3-2	2.89	13	11	0	0	0	53.0	48	201	25	17	1	6	17	48	8	1	.239
2015	VSL Tigers	5-5	2.19	14	13	0	0	0	65.2	45	236	21	16	3	2	13	46	0	3	.191
2016	GCL Tigers West	3-3	4.55	11	11	0	0	0	57.1	74	241	32	29	5	3	6	47	4	1	.307
2017	GCL Tigers West	1-1	1.88	6	5	0	0	0	28.2	23	105	12	6	0	3	8	21	1	0	.219
	Connecticut	2-2	3.52	7	6	0	0	0	30.2	38	123	18	12	1	2	11	18	1	0	.309
	MINOR LEAGUE TOTALS	14-13	3.06	51	46	0	0	0	235.1	228	906	108	80	10	16	55	180	14	5	.252

PLAYER DEVELOPMENT & SCOUTING



TIGERS MINOR LEAGUE PLAYERS

FOLEY, JASON JOSEPH

HEIGHT: 6-4
WEIGHT: 215
RECOMMENDED/SIGNED BY: Jim Bretz (Tigers)
SCHOOL: Sacred Heart University

HOW OBTAINED: Signed by the Tigers as a non-drafted free agent on August 2, 2016

Year	Club	W-L	ERA	G	GS	CG	SHO	SV	IP	H	AB	R	ER	HR	HB	BB	SO	WP	BK	AVG
2016	GCL Tigers West	0-0	0.00	1	0	0	0	1	1.0	1	4	0	0	0	0	0	1	0	0	.250
	Connecticut	0-0	4.26	5	0	0	0	0	6.1	6	25	4	3	0	0	7	6	3	0	.240
2017	West Michigan	3-1	1.55	18	0	0	0	5	29.0	20	106	7	5	0	0	5	36	3	1	.189
	Lakeland	0-2	6.14	6	0	0	0	1	7.1	8	30	5	5	1	0	2	5	1	1	.267
MINOR LEAGUE TOTALS		3-3	2.68	30	0	0	0	7	43.2	35	165	16	13	1	0	14	48	7	2	.212

RIGHTHANDED PITCHER

BORN: November 1, 1995 - Manhasset, NY
RESIDENCE: Bellmore, NY

FRAILEY, DUSTIN TROY

HEIGHT: 5-10
WEIGHT: 185
RECOMMENDED/SIGNED BY: Tim McWilliam (Tigers)
SCHOOL: Cal State Bakersfield

HOW OBTAINED: Selected by the Tigers in the 19th round of the June 2016 draft

Year	Club	AVG	G	AB	R	H	TB	2B	3B	HR	RBI	SH	SF	HB	BB	SO	SB	CS	OBP	SLG	E
2016	GCL Tigers West	.195	41	87	23	17	18	1	0	0	3	1	1	16	15	17	12	4	.403	.207	2
2017	Lakeland	.348	27	89	14	31	36	2	0	1	8	2	0	4	16	20	3	2	.468	.404	0
MINOR LEAGUE TOTALS		.273	68	176	37	48	54	3	0	1	11	3	1	20	31	37	15	6	.434	.307	2

CENTER FIELDER

BORN: February 19, 1994 - Upland, CA
RESIDENCE: Bakersfield, CA

FRANCISCO, ROBERTO FRANCISCO

HEIGHT: 6-3
WEIGHT: 190
RECOMMENDED/SIGNED BY: Aldo Perez/Carlos Santana (Tigers)

HOW OBTAINED: Signed by the Tigers as a non-drafted free agent on December 8, 2017

Year	Club	W-L	ERA	G	GS	CG	SHO	SV	IP	H	AB	R	ER	HR	HB	BB	SO	WP	BK	AVG
(2018 will be first professional season)																				

RIGHTHANDED PITCHER

BORN: March 1, 1999 - Santo Domingo, DR
RESIDENCE: Santo Domingo, DR

FUENTES, JOSE GREGORIO

HEIGHT: 6-1
WEIGHT: 182
RECOMMENDED/SIGNED BY: Pedro Chavez (Tigers)

HOW OBTAINED: Signed by the Tigers as a non-drafted free agent on July 7, 2011

Year	Club	W-L	ERA	G	GS	CG	SHO	SV	IP	H	AB	R	ER	HR	HB	BB	SO	WP	BK	AVG
2012	VSL Tigers	1-5	4.47	13	10	0	0	0	48.1	56	189	31	24	5	1	25	34	6	0	.296
2013	VSL Tigers	2-6	6.64	13	8	0	0	0	42.0	52	169	37	31	5	11	14	30	7	1	.308
2014	VSL Tigers	3-1	1.80	13	8	0	0	0	50.0	49	193	23	10	0	4	11	22	6	0	.254
2015	VSL Tigers	5-2	2.90	13	13	0	0	0	68.1	74	258	27	22	2	5	12	39	7	0	.287
2016	GCL Tigers East	0-1	4.13	6	5	0	0	0	24.0	29	93	14	11	2	1	8	21	3	0	.312
	GCL Tigers West	0-0	0.96	5	0	0	0	0	9.1	7	33	1	1	0	0	1	11	1	0	.212
	Connecticut	1-0	6.00	3	0	0	0	0	3.0	2	10	2	2	0	0	5	3	1	0	.200
2017	Did Not Pitch																			
MINOR LEAGUE TOTALS		12-15	3.71	66	44	0	0	0	245.0	269	945	135	101	14	22	76	160	31	1	.285

RIGHTHANDED PITCHER

BORN: October 6, 1994 - Maracay, VZ
RESIDENCE: Maracay, VZ

FUNKHOUSER, KYLE JAMES

HEIGHT: 6-3
WEIGHT: 225
RECOMMENDED/SIGNED BY: Harold Zonder (Tigers)

SCHOOL: University of Louisville
HOW OBTAINED: Selected by the Tigers in the fourth round of the June 2016 draft

Year	Club	W-L	ERA	G	GS	CG	SHO	SV	IP	H	AB	R	ER	HR	HB	BB	SO	WP	BK	AVG
2016	Connecticut	0-2	2.65	13	13	0	0	0	37.1	34	138	13	11	0	1	8	34	4	1	.246
2017	West Michigan	4-1	3.16	7	7	0	0	0	31.1	30	118	13	11	3	1	13	49	0	1	.254
	Lakeland	1-1	1.72	5	5	1	1	0	31.1	23	112	6	6	1	1	6	34	1	0	.205
MINOR LEAGUE TOTALS		5-4	2.52	25	25	1	1	0	100.0	87	368	32	28	4	3	27	117	5	2	.236

RIGHTHANDED PITCHER

BORN: March 16, 1994 - Palo Heights, IL
RESIDENCE: Oak Forest, IL

GARCIA, ALEXIS

HEIGHT: 6-2
WEIGHT: 168
RECOMMENDED/SIGNED BY: Ramon Perez/Miguel Rodriguez (Tigers)

HOW OBTAINED: Signed by the Tigers as a non-drafted free agent on May 22, 2015

Year	Club	AVG	G	AB	R	H	TB	2B	3B	HR	RBI	SH	SF	HB	BB	SO	SB	CS	OBP	SLG	E
2015	DSL Tigers	.219	44	137	24	30	41	9	1	0	9	2	1	2	16	37	7	6	.308	.299	20
2016	GCL Tigers East	.250	36	88	12	22	26	4	0	0	10	3	1	1	10	22	4	2	.330	.295	10
2017	GCL Tigers West	.208	39	125	19	26	38	4	4	0	16	1	3	2	17	39	8	4	.306	.304	5
	Connecticut	.231	3	13	0	3	3	0	0	0	3	0	0	0	3	0	0	0	.231	.231	0
MINOR LEAGUE TOTALS		.223	122	363	55	81	108	17	5	0	38	6	5	5	43	101	19	12	.310	.298	35

SHORTSTOP

BORN: July 1, 1997 - Sabana de la Mar, DR
RESIDENCE: Sabana de la Mar, DR

TIGERS MINOR LEAGUE PLAYERS



GARCIA, BRYAN

HEIGHT: 6-1
WEIGHT: 215
RECOMMENDED/SIGNED BY: Nick Avila (Tigers)
SCHOOL: University of Miami

RIGHTHANDED PITCHER

BORN: April 19, 1995 - Miami, FL
RESIDENCE: Miami, FL

HOW OBTAINED: Selected by the Tigers in the sixth round of the June 2016 draft

Year	Club	W-L	ERA	G	GS	CG	SHO	SV	IP	H	AB	R	ER	HR	HB	BB	SO	WP	BK	AVG
2016	Connecticut	0-1	1.00	16	0	0	0	6	18.0	13	67	7	2	1	0	3	21	1	0	.194
	West Michigan	0-1	40.50	1	0	0	0	0	0.2	3	5	3	3	0	0	0	1	0	0	.600
2017	West Michigan	1-2	3.14	14	0	0	0	9	14.1	12	55	6	5	0	0	4	27	1	0	.218
	Lakeland	2-0	0.00	7	0	0	0	0	8.2	7	30	0	0	0	0	2	15	0	0	.233
	Erie	1-1	0.96	17	0	0	0	8	18.2	7	61	2	2	1	1	8	24	1	0	.115
	Toledo	1-0	4.05	14	0	0	0	0	13.1	10	47	6	6	1	0	8	12	0	0	.213
MINOR LEAGUE TOTALS		5-5	2.20	69	0	0	0	23	73.2	52	265	24	18	3	1	25	100	3	0	.196

GARCIA, PEDRO ISMAEL

HEIGHT: 6-1
WEIGHT: 170
RECOMMENDED/SIGNED BY: Raul Leiva/Alejandro Rodriguez (Tigers)
HOW OBTAINED: Signed by the Tigers as a non-drafted free agent on July 5, 2017

CATCHER

BORN: May 22, 2001 - Carupano, VZ
RESIDENCE: Carupano, VZ

Year	Club	AVG	G	AB	R	H	TB	2B	3B	HR	RBI	SH	SF	HB	BB	SO	SB	CS	OBP	SLG	E
(2018 will be first professional season)																					

GARDEA, DARIO EMMANUEL

HEIGHT: 6-2
WEIGHT: 210
RECOMMENDED/SIGNED BY: Alejandro Rodriguez (Tigers)
HOW OBTAINED: Signed by the Tigers as a non-drafted free agent on January 11, 2018

RIGHTHANDED PITCHER

BORN: January 29, 1999 - Chihuahua, MEX
RESIDENCE: Chihuahua, MEX

Year	Club	W-L	ERA	G	GS	CG	SHO	SV	IP	H	AB	R	ER	HR	HB	BB	SO	WP	BK	AVG	
(2018 will be first professional season)																					

GIBSON, CAMERON MICHAEL [CAM]

HEIGHT: 6-1
WEIGHT: 198
RECOMMENDED/SIGNED BY: Tom Osowski (Tigers)
SCHOOL: Michigan State University
HOW OBTAINED: Selected by the Tigers in the fifth round of the June 2015 draft

CENTER FIELDER

BORN: February 12, 1994 - Grosse Pointe, MI
RESIDENCE: Novi, MI

Year	Club	AVG	G	AB	R	H	TB	2B	3B	HR	RBI	SH	SF	HB	BB	SO	SB	CS	OBP	SLG	E
2015	GCL Tigers	.200	3	10	2	2	4	0	1	0	3	0	0	0	1	2	2	0	.273	.400	0
	Connecticut	.252	33	131	19	33	60	1	4	6	24	1	1	2	8	24	4	4	.303	.458	0
2016	West Michigan	.221	119	394	59	87	130	11	7	6	40	6	1	4	42	110	26	9	.302	.330	6
2017	West Michigan	.274	65	263	49	72	126	10	7	10	34	7	6	2	25	45	12	4	.334	.479	1
	Lakeland	.240	44	146	21	35	62	10	4	3	13	3	2	1	22	46	7	2	.339	.425	1
MINOR LEAGUE TOTALS		.243	264	944	150	229	382	32	23	25	114	17	10	9	98	227	51	19	.317	.405	8

GONZALEZ, ALVARO EMILIO

HEIGHT: 6-0
WEIGHT: 170
RECOMMENDED/SIGNED BY: Jesus Mendoza/Alejandro Rodriguez (Tigers)
HOW OBTAINED: Signed by the Tigers as a non-drafted free agent on July 5, 2017

SHORTSTOP

BORN: September 16, 2000 - Carabobo, VZ
RESIDENCE: Carabobo, VZ

Year	Club	AVG	G	AB	R	H	TB	2B	3B	HR	RBI	SH	SF	HB	BB	SO	SB	CS	OBP	SLG	E
(2018 will be first professional season)																					

GONZALEZ, CESAR AUGUSTO

HEIGHT: 6-2
WEIGHT: 222
RECOMMENDED/SIGNED BY: Ramon Perez/Carlos Santana (Tigers)
HOW OBTAINED: Signed by the Tigers as a non-drafted free agent on February 5, 2013

OUTFIELDER

BORN: May 31, 1995 - Santo Domingo, DR
RESIDENCE: Santo Domingo, DR

Year	Club	AVG	G	AB	R	H	TB	2B	3B	HR	RBI	SH	SF	HB	BB	SO	SB	CS	OBP	SLG	E
2013	DSL Tigers	.147	50	150	17	22	30	5	0	1	8	3	0	2	11	50	3	2	.215	.200	3
2014	DSL Tigers	.342	59	225	57	77	107	15	6	1	29	0	2	7	29	52	31	9	.430	.476	1
2015	GCL Tigers	.265	35	117	12	31	37	4	1	0	12	4	0	1	11	39	2	2	.333	.316	2
	Connecticut	.130	6	23	2	3	3	0	0	0	1	0	0	0	9	1	0	0	.130	.130	0
2016	GCL Tigers West	.267	5	15	2	4	7	3	0	0	1	0	0	0	1	5	0	0	.313	.467	0
	Connecticut	.211	17	57	6	12	16	2	1	0	9	0	0	1	2	28	1	2	.250	.281	1
2017	GCL Tigers East	.289	26	90	13	26	38	4	1	2	14	0	0	0	7	23	2	1	.340	.422	0
MINOR LEAGUE TOTALS		.258	198	677	109	175	238	33	9	4	74	7	2	11	61	206	40	16	.329	.352	7



TIGERS MINOR LEAGUE PLAYERS

GONZALEZ, DANIEL ARTURO

HEIGHT: 6-3

WEIGHT: 206

RECOMMENDED/SIGNED BY: Alejandro Rodriguez/Delvis Pacheco (Tigers)

HOW OBTAINED: Signed by the Tigers as a non-drafted free agent on June 13, 2014

BATS: R

THROWS: R

RIGHTHANDED PITCHER

BORN: August 15, 1995 - Maracay, VZ

RESIDENCE: Cagua, VZ

Year	Club	W-L	ERA	G	GS	CG	SHO	SV	IP	H	AB	R	ER	HR	HB	BB	SO	WP	BK	AVG
2015	VSL Tigers	2-3	1.95	15	11	0	0	1	50.2	44	193	18	11	0	1	15	42	5	1	.228
2016	GCL Tigers West	3-1	2.27	10	9	0	0	0	39.2	30	142	11	10	1	6	19	35	3	1	.211
	Connecticut	1-0	2.70	1	0	0	0	0	3.1	2	12	1	1	1	0	0	6	0	0	.167
2017	GCL Tigers West	4-1	2.57	13	7	0	0	0	42.0	38	158	16	12	0	2	20	40	5	1	.241
	Connecticut	1-0	0.00	2	0	0	0	0	4.0	1	11	0	0	0	1	2	2	0	0	.091
MINOR LEAGUE TOTALS		11-5	2.19	41	27	0	0	1	139.2	115	516	46	34	2	10	56	125	13	3	.223

GONZALEZ, GERARDO ALBERTO

HEIGHT: 5-9

WEIGHT: 175

RECOMMENDED/SIGNED BY: Nick Avila (Tigers)

SCHOOL: Puerto Rico Baseball Academy

HOW OBTAINED: Selected by the Tigers in the 34th round of the June 2016 draft

BATS: R

THROWS: R

SHORTSTOP

BORN: December 21, 1998 - Aibonito, PR

RESIDENCE: Aibonito, PR

Year	Club	AVG	G	AB	R	H	TB	2B	3B	HR	RBI	SH	SF	HB	BB	SO	SB	CS	OBP	SLG	E
2016	GCL Tigers East	.194	30	67	13	13	14	1	0	0	5	0	0	2	8	17	2	1	.299	.209	2
2017	GCL Tigers East	.219	37	114	11	25	33	6	1	0	10	7	1	2	9	40	1	3	.286	.289	4
	GCL Tigers West	.571	2	7	1	4	4	0	0	0	2	0	1	0	0	1	0	0	.500	.571	2
MINOR LEAGUE TOTALS		.223	69	188	25	42	51	7	1	0	17	7	2	4	17	58	3	4	.299	.271	8

GREEN, MAX

HEIGHT: 6-1

WEIGHT: 175

RECOMMENDED/SIGNED BY: Tim McWilliam (Tigers)

SCHOOL: Pepperdine University

HOW OBTAINED: Selected by the Tigers in the eighth round of the June 2017 draft

BATS: L

THROWS: L

LEFTHANDED PITCHER

BORN: May 28, 1996 - Torrance, CA

RESIDENCE: Rolling Hills Estate, CA

Year	Club	W-L	ERA	G	GS	CG	SHO	SV	IP	H	AB	R	ER	HR	HB	BB	SO	WP	BK	AVG
2017	Connecticut	1-2	2.81	21	0	0	0	1	25.2	28	104	14	8	1	1	11	28	0	0	.269

GUERRERO, YONSON

HEIGHT: 6-1

WEIGHT: 175

RECOMMENDED/SIGNED BY: Aldo Perez/Carlos Santana (Tigers)

HOW OBTAINED: Signed by the Tigers as a non-drafted free agent on September 25, 2017

BATS: R

THROWS: R

RIGHTHANDED PITCHER

BORN: May 12, 2000 - Comendador, DR

RESIDENCE: Punta Cana, DR

Year	Club	W-L	ERA	G	GS	CG	SHO	SV	IP	H	AB	R	ER	HR	HB	BB	SO	WP	BK	AVG
(2018 will be first professional season)																				

GUTIERREZ, ALFREDO SAMUEL

HEIGHT: 6-1

WEIGHT: 180

RECOMMENDED/SIGNED BY: Alejandro Rodriguez (Tigers)

HOW OBTAINED: Signed by the Tigers as a non-drafted free agent on January 16, 2012

BATS: R

THROWS: R

RIGHTHANDED PITCHER

BORN: June 12, 1995 - La Guaira, VZ

RESIDENCE: Pampatar, VZ

Year	Club	W-L	ERA	G	GS	CG	SHO	SV	IP	H	AB	R	ER	HR	HB	BB	SO	WP	BK	AVG
2012	VSL Tigers	0-1	8.31	9	0	0	0	0	17.1	17	65	18	16	2	5	10	17	1	1	.262
2013	VSL Tigers	3-1	1.59	18	1	0	0	3	39.2	23	138	14	7	2	1	10	33	0	0	.167
2014	VSL Tigers	5-3	2.68	14	10	0	0	0	53.2	53	208	21	16	4	0	8	50	1	1	.255
	GCL Tigers	0-1	7.04	3	2	0	0	0	7.2	11	31	7	6	0	0	3	9	0	0	.355
2015	GCL Tigers	6-4	3.38	11	11	0	0	0	58.2	55	214	25	22	4	4	15	42	4	0	.257
2016	Connecticut	1-4	3.16	15	11	0	0	0	62.2	60	235	25	22	2	3	11	41	0	0	.255
	Lakeland	0-1	10.38	1	1	0	0	0	4.1	6	19	5	5	1	0	0	1	0	0	.316
2017	West Michigan	10-7	3.06	24	20	1	0	1	126.1	101	475	51	43	15	8	23	127	2	0	.213
MINOR LEAGUE TOTALS		25-22	3.33	95	56	1	0	4	370.1	326	1385	166	137	30	21	80	320	8	2	.235

GUZMAN, CARLOS ALBERTO

HEIGHT: 6-1

WEIGHT: 170

RECOMMENDED/SIGNED BY: Alejandro Rodriguez/Delvis Pacheco (Tigers)

HOW OBTAINED: Signed by the Tigers as a non-drafted free agent on March 4, 2015

BATS: R

THROWS: R

RIGHTHANDED PITCHER

BORN: May 16, 1998 - Maracay, VZ

RESIDENCE: Aragua, VZ

Year	Club	W-L	ERA	G	GS	CG	SHO	SV	IP	H	AB	R	ER	HR	HB	BB	SO	WP	BK	AVG
2017	GCL Tigers East	1-1	0.45	11	0	0	0	4	20.0	12	67	2	1	0	3	6	18	0	0	.179
	GCL Tigers West	0-0	1.59	3	0	0	0	0	5.2	4	22	2	1	0	1	0	7	0	0	.182
MINOR LEAGUE TOTALS		1-1	0.70	14	0	0	0	4	25.2	16	89	4	2	0	4	6	25	0	0	.180

TIGERS MINOR LEAGUE PLAYERS



HALL, MATTHEW THOMAS (MATT)

HEIGHT: 6-0
WEIGHT: 199
RECOMMENDED/SIGNED BY: Marty Miller (Tigers)
SCHOOL: Missouri State University
HOW OBTAINED: Selected by the Tigers in the sixth round of the June 2015 draft

LEFTHANDED PITCHER

BATS: L
THROWS: L
BORN: July 23, 1993 - Independence, MO
RESIDENCE: Lee's Summit, MO

Year	Club	W-L	ERA	G	GS	CG	SHO	SV	IP	H	AB	R	ER	HR	HB	BB	SO	WP	BK	AVG
2015	GCL Tigers	0-0	3.00	1	1	0	0	0	3.0	4	13	1	1	0	0	1	4	1	0	.308
	Connecticut	0-1	2.90	10	10	0	0	0	31.0	29	118	11	10	3	0	7	30	3	0	.246
2016	West Michigan	8-0	1.09	12	12	0	0	0	66.1	49	242	10	8	0	2	21	72	2	0	.202
	Lakeland	3-2	4.15	12	11	1	0	0	60.2	61	231	34	28	6	2	28	54	1	0	.264
2017	Lakeland	7-6	2.44	19	18	0	0	0	103.1	98	392	34	28	4	1	38	110	8	0	.250
	Erie	1-0	3.09	6	6	0	0	0	35.0	30	134	16	12	2	1	21	39	0	0	.224
MINOR LEAGUE TOTALS		19-9	2.62	60	58	1	0	0	299.1	271	1130	106	87	15	6	116	309	15	0	.240

HAYES, JOHN DYLAN

HEIGHT: 6-5
WEIGHT: 225
RECOMMENDED/SIGNED BY: Ryan Johnson (Tigers)
SCHOOL: Wichita State University
HOW OBTAINED: Selected by the Tigers in the 25th round of the June 2016 draft

RIGHANDED PITCHER

BATS: R
THROWS: R
BORN: January 7, 1993 - Dennison, TX
RESIDENCE: Pottsboro, TX

Year	Club	W-L	ERA	G	GS	CG	SHO	SV	IP	H	AB	R	ER	HR	HB	BB	SO	WP	BK	AVG
2016	Connecticut	2-2	1.80	19	0	0	0	0	25.0	15	88	7	5	0	3	10	16	6	0	.170
2017	Connecticut	1-0	4.43	17	0	0	0	0	22.1	32	94	12	11	1	0	11	18	2	0	.340
MINOR LEAGUE TOTALS		3-2	3.04	36	0	0	0	0	47.1	47	182	19	16	1	3	21	34	8	0	.258

HERNANDEZ, JHOAN MIGUEL

HEIGHT: 6-0
WEIGHT: 153
RECOMMENDED/SIGNED BY: Ramon Perez/Aldo Perez (Tigers)
HOW OBTAINED: Signed by the Tigers as a non-drafted free agent on July 9, 2015

SHORTSTOP

BORN: April 21, 1999 - Boca Chica, DR
RESIDENCE: Boca Chica, DR

Year	Club	AVG	G	AB	R	H	TB	2B	3B	HR	RBI	SH	SF	HB	BB	SO	SB	CS	OBP	SLG	E
2016	DSL Tigers	.151	34	73	11	11	15	4	0	0	3	1	0	2	13	27	0	1	.295	.205	8
2017	DSL Tigers	.172	41	99	9	17	21	2	1	0	10	1	1	2	17	33	0	3	.303	.212	16
MINOR LEAGUE TOTALS		.163	75	172	20	28	36	6	1	0	13	2	1	4	30	60	0	4	.300	.209	24

HERNANDEZ, WILKEL FERNANDO

HEIGHT: 6-3
WEIGHT: 160
RECOMMENDED/SIGNED BY: Acquired by the Tigers along with Troy Montgomery from Los Angeles (AL) in exchange for Ian Kinsler on December 13, 2017

RIGHANDED PITCHER

BORN: April 13, 1999 - La Carlota, VZ
RESIDENCE: Miranda, VZ

Year	Club	W-L	ERA	G	GS	CG	SHO	SV	IP	H	AB	R	ER	HR	HB	BB	SO	WP	BK	AVG
2016	DSL Angels	2-0	1.20	5	5	0	0	0	15.0	12	52	3	2	0	2	6	14	1	0	.231
2017	AZL Angels	3-1	2.61	11	7	0	0	0	41.1	23	143	15	12	1	4	20	42	0	3	.161
	Orem Owlz	1-0	3.00	1	0	0	0	0	3.0	2	9	1	1	0	0	2	2	0	0	.222
MINOR LEAGUE TOTALS		6-1	2.28	17	12	0	0	0	59.1	37	204	19	15	1	6	28	58	1	3	.181

HERRERA, MARTIN MIGUEL

HEIGHT: 6-0
WEIGHT: 175
RECOMMENDED/SIGNED BY: Alejandro Rodriguez (Tigers)
HOW OBTAINED: Signed by the Tigers as a non-drafted free agent on January 11, 2018

RIGHANDED PITCHER

BORN: September 22, 2000 - Minatitlán, MEX
RESIDENCE: Minatitlán, MEX

Year	Club	W-L	ERA	G	GS	CG	SHO	SV	IP	H	AB	R	ER	HR	HB	BB	SO	WP	BK	AVG
(2018 will be first professional season)																				

HILL, DEREK JEROME

HEIGHT: 6-0
WEIGHT: 190
RECOMMENDED/SIGNED BY: Scott Cerny (Tigers)
SCHOOL: Elk Grove High School (CA)
HOW OBTAINED: Selected by the Tigers in the first round (23rd overall) of the June 2014 draft

CENTER FIELDER

BORN: December 30, 1995 - Des Moines, IA
RESIDENCE: Lakeland, FL

Year	Club	AVG	G	AB	R	H	TB	2B	3B	HR	RBI	SH	SF	HB	BB	SO	SB	CS	OBP	SLG	E
2014	GCL Tigers	.212	28	99	12	21	33	2	2	2	11	1	1	2	16	19	9	1	.331	.333	2
	Connecticut	.203	19	74	8	15	18	1	1	0	3	0	0	2	2	26	2	1	.244	.243	1
2015	West Michigan	.238	53	210	33	50	66	6	5	0	16	2	2	1	20	44	25	7	.305	.314	3
2016	West Michigan	.266	93	384	66	102	134	17	6	1	31	2	2	3	24	105	35	6	.312	.349	5
2017	GCL Tigers West	.163	14	49	11	8	14	1	1	1	7	1	1	0	10	15	7	0	.300	.286	0
	West Michigan	.285	35	144	28	41	64	8	6	1	21	2	2	4	16	38	12	5	.367	.444	2
	Lakeland	.194	9	31	3	6	7	1	0	0	2	1	0	1	5	10	10	0	.324	.226	0
MINOR LEAGUE TOTALS		.245	251	991	161	243	336	36	21	5	91	9	8	13	93	257	100	20	.316	.339	13



TIGERS MINOR LEAGUE PLAYERS

HILL, EVAN RILEY

HEIGHT: 6-5
WEIGHT: 210
RECOMMENDED/SIGNED BY: Jeff Kunkel (Tigers)
SCHOOL: University of Michigan

HOW OBTAINED: Selected by the Tigers in the 24th round of the June 2016 draft

Year	Club	W-L	ERA	G	GS	CG	SHO	SV	IP	H	AB	R	ER	HR	HB	BB	SO	WP	BK	AVG
2016	GCL Tigers West	1-3	2.45	12	0	0	0	0	22.0	19	78	10	6	2	0	13	19	4	0	.244
	Connecticut	0-0	4.50	2	0	0	0	0	2.0	3	8	1	1	0	0	1	0	0	0	.375
2017	West Michigan	2-0	3.58	16	0	0	0	1	27.2	22	100	12	11	1	1	15	36	6	1	.220
MINOR LEAGUE TOTALS		3-3	3.14	30	0	0	0	1	51.2	44	186	23	18	3	1	28	56	10	1	.237

LEFTHANDED PITCHER

BORN: August 18, 1993 - Mt. Pleasant, MI
RESIDENCE: Orlando, FL

HOFFMAN, THEODORE ROBERT (TEDDY)

HEIGHT: 6-0
WEIGHT: 200
RECOMMENDED/SIGNED BY: Matt Lea (Tigers)
SCHOOL: Texas State University

HOW OBTAINED: Selected by the Tigers in the 15th round of the June 2017 draft

Year	Club	AVG	G	AB	R	H	TB	2B	3B	HR	RBI	SH	SF	HB	BB	SO	SB	CS	OBP	SLG	E
2017	Connecticut	.156	37	122	18	19	30	2	0	3	10	0	0	2	16	52	5	0	.264	.246	4

RIGHT FIELDER

BORN: August 3, 1996 - Brenham, TX
RESIDENCE: Brenham, TX

HOUSTON, ZACHARY MATTHEW (ZAC)

HEIGHT: 6-6
WEIGHT: 240
RECOMMENDED/SIGNED BY: Justin Henry (Tigers)
SCHOOL: Mississippi State University

HOW OBTAINED: Selected by the Tigers in the 11th round of the June 2016 draft

Year	Club	W-L	ERA	G	GS	CG	SHO	SV	IP	H	AB	R	ER	HR	HB	BB	SO	WP	BK	AVG
2016	Connecticut	1-0	0.00	7	0	0	0	0	10.0	7	37	1	0	0	3	3	19	1	0	.189
	West Michigan	1-0	0.46	13	0	0	0	4	19.2	5	61	1	1	0	4	12	30	1	0	.082
2017	West Michigan	0-0	2.53	24	0	0	2	46.1	24	162	13	13	1	10	22	71	2	1	1	.148
	Lakeland	0-1	0.77	8	0	0	0	4	11.2	3	39	1	1	0	1	8	20	0	0	.077
MINOR LEAGUE TOTALS		2-1	1.54	52	0	0	0	10	87.2	39	299	16	15	1	18	45	140	4	1	.130

RIGHANDED PITCHER

BORN: November 30, 1994 - Slidell, LA
RESIDENCE: Poplarville, MS

HURTADO, PEDRO JOSE

HEIGHT: 5-11
WEIGHT: 160
RECOMMENDED/SIGNED BY: Alejandro Rodriguez/Jesus Mendoza (Tigers)
HOW OBTAINED: Signed by the Tigers as a non-drafted free agent on July 3, 2015

Year	Club	AVG	G	AB	R	H	TB	2B	3B	HR	RBI	SH	SF	HB	BB	SO	SB	CS	OBP	SLG	E
2016	DSL Tigers	.188	42	133	17	25	34	6	0	1	15	1	1	1	29	42	1	1	.353	.256	0
2017	GCL Tigers East	.188	32	96	7	18	27	2	2	1	9	3	0	1	9	22	0	1	.264	.281	8
MINOR LEAGUE TOTALS		.188	74	229	24	43	61	8	2	2	24	4	1	2	38	64	1	2	.307	.266	8

CATCHER

BORN: March 1, 1999 - Tinaquillo, VZ
RESIDENCE: Cojedes, VZ

IDROGO, ELDIS

HEIGHT: 6-1
WEIGHT: 208
RECOMMENDED/SIGNED BY: Alejandro Rodriguez (Tigers)
HOW OBTAINED: Signed by the Tigers as a non-drafted free agent on February 27, 2012

Year	Club	W-L	ERA	G	GS	SHO	SV	IP	H	AB	R	ER	HR	HB	BB	SO	WP	BK	AVG
2012	VSL Tigers	5-0	1.33	11	1	0	0	27.0	19	95	5	4	0	4	12	26	2	0	.200
2013	VSL Tigers	4-4	3.86	13	7	0	0	46.2	51	174	21	20	4	1	12	43	3	2	.293
2014	VSL Tigers	4-1	0.91	13	12	1	0	59.1	44	217	15	6	0	3	12	42	2	1	.203
2015	GCL Tigers	5-2	2.03	8	8	2	1	44.1	28	153	12	10	2	2	11	49	3	0	.183
	Connecticut	1-1	2.70	2	2	0	0	10.0	8	38	4	3	1	0	1	10	0	1	.211
2016	West Michigan	5-5	4.29	16	16	1	0	79.2	88	309	44	38	5	6	14	61	4	1	.285
2017	West Michigan	7-7	3.01	23	23	1	0	134.2	130	510	52	45	8	7	28	100	5	0	.255
MINOR LEAGUE TOTALS		31-20	2.82	86	69	5	1	401.2	368	1496	153	126	20	23	90	331	19	5	.246

LEFTHANDED PITCHER

BORN: June 6, 1995 - Temblador, VZ
RESIDENCE: Temblador, VZ

IRIGROYEN, CARLOS EDUARDO

HEIGHT: 6-2
WEIGHT: 165
RECOMMENDED/SIGNED BY: Delvis Pacheco/Alejandro Rodriguez (Tigers)
HOW OBTAINED: Signed by the Tigers as a non-drafted free agent on July 5, 2017

Year	Club	AVG	G	AB	R	H	TB	2B	3B	HR	RBI	SH	SF	HB	BB	SO	SB	CS	OBP	SLG	E
(2018 will be first professional season)																					

INFIELDER

BORN: March 21, 2001 - Carabobo, VZ
RESIDENCE: Carabobo, VZ

TIGERS MINOR LEAGUE PLAYERS



JAIMÉ PEDRO PABLO

HEIGHT: 6-2

WEIGHT: 185

RECOMMENDED/SIGNED BY: Aldo Perez/Carlos Santana (Tigers)

HOW OBTAINED: Signed by the Tigers as a non-drafted free agent on September 26, 2017

BATS: R

THROWS: R

THIRD BASEMAN

BORN: August 30, 2000 - Santo Domingo, DR

RESIDENCE: Santo Domingo, DR

Year	Club	AVG	G	AB	R	H	TB	2B	3B	HR	RBI	SH	SF	HB	BB	SO	SB	CS	OBP	SLG	E
(2018 will be first professional season)																					

JAVIER XAVIER

HEIGHT: 6-4

WEIGHT: 174

RECOMMENDED/SIGNED BY: Ramon Perez/Carlos Santana (Tigers)

HOW OBTAINED: Signed by the Tigers as a non-drafted free agent on October 31, 2014

BATS: R

THROWS: R

RIGHTHANDED PITCHER

BORN: February 9, 1998 - Santo Domingo, DR

RESIDENCE: Santo Domingo, DR

Year	Club	W-L	ERA	G	GS	CG	SHO	SV	IP	H	AB	R	ER	HR	HB	BB	SO	WP	BK	AVG
2015	DSL Tigers	0-4	8.19	13	5	0	0	1	29.2	34	127	40	27	0	8	28	26	11	0	.268
2016	GCL Tigers East	0-4	3.67	9	9	0	0	0	34.1	25	124	20	14	2	3	14	31	10	2	.202
2017	GCL Tigers West	1-5	8.23	11	7	0	0	0	35.0	40	137	41	32	3	8	35	18	10	2	.292
MINOR LEAGUE TOTALS		1-13	6.64	33	21	0	0	1	99.0	99	388	101	73	5	19	77	75	31	4	.255

JIMENEZ FRANCISCO ALBERTO

HEIGHT: 6-2

WEIGHT: 194

RECOMMENDED/SIGNED BY: Aldo Perez/Alejandro Rodriguez (Tigers)

HOW OBTAINED: Signed by the Tigers as a non-drafted free agent on December 8, 2017

BATS: R

THROWS: R

RIGHTHANDED PITCHER

BORN: March 23, 1999 - La Romana, DR

RESIDENCE: La Romana, DR

Year	Club	W-L	ERA	G	GS	CG	SHO	SV	IP	H	AB	R	ER	HR	HB	BB	SO	WP	BK	AVG	
(2018 will be first professional season)																					

JIMENEZ JEREMY JOSE

HEIGHT: 6-3

WEIGHT: 185

RECOMMENDED/SIGNED BY: Jesus Mendoza/Delvis Pacheco (Tigers)

HOW OBTAINED: Signed by the Tigers as a non-drafted free agent on December 12, 2017

BATS: R

THROWS: R

CATCHER

BORN: March 3, 2001 - Turmero, VZ

RESIDENCE: Turmero, VZ

Year	Club	AVG	G	AB	R	H	TB	2B	3B	HR	RBI	SH	SF	HB	BB	SO	SB	CS	OBP	SLG	E
(2018 will be first professional season)																					

JIMENEZ MARCO ANTONIO

HEIGHT: 6-0

WEIGHT: 165

RECOMMENDED/SIGNED BY: Ramon Perez/Aldo Perez (Tigers)

HOW OBTAINED: Signed by the Tigers as a non-drafted free agent on September 30, 2016

BATS: R

THROWS: R

RIGHTHANDED PITCHER

BORN: December 6, 1999 - San Francisco De Macoris, DR

RESIDENCE: San Francisco De Macoris, DR

Year	Club	W-L	ERA	G	GS	CG	SHO	SV	IP	H	AB	R	ER	HR	HB	BB	SO	WP	BK	AVG
2017	DSL Tigers	1-2	8.64	3	0	0	0	0	8.1	7	30	8	8	0	2	4	9	3	0	.233

KARSTETTER RYAN MICHAEL

HEIGHT: 6-4

WEIGHT: 200

RECOMMENDED/SIGNED BY: Rj Burgess (Tigers)

SCHOOL: State Junior College of Florida

HOW OBTAINED: Selected by the Tigers in the 19th round of the June 2017 draft

BATS: R

THROWS: R

THIRD BASEMAN

BORN: January 30, 1997 - Port Matilda, PA

RESIDENCE: Palmetto, FL

Year	Club	AVG	G	AB	R	H	TB	2B	3B	HR	RBI	SH	SF	HB	BB	SO	SB	CS	OBP	SLG	E
2017	GCL Tigers West	.226	31	93	9	21	28	2	1	1	15	1	1	1	8	19	2	0	.291	.301	11

KING GARETT AUSTIN

HEIGHT: 6-4

WEIGHT: 200

RECOMMENDED/SIGNED BY: Steve Pack (Tigers)

SCHOOL: California Baptist University

HOW OBTAINED: Selected by the Tigers in the 11th round of the June 2017 draft

BATS: R

THROWS: R

RIGHTHANDED PITCHER

BORN: June 12, 1996 - Mission Viejo, CA

RESIDENCE: Anaheim, CA

Year	Club	W-L	ERA	G	GS	CG	SHO	SV	IP	H	AB	R	ER	HR	HB	BB	SO	WP	BK	AVG	
(2018 will be first professional season)																					

KING JOSE MANUEL

HEIGHT: 6-0

WEIGHT: 160

HOW OBTAINED: Acquired by the Tigers along with Sergio Alcantara and Dawel Lugo from Arizona in exchange for J.D. Martinez on July 18, 2017.

BATS: L

THROWS: R

SHORTSTOP

BORN: January 16, 1999 - La Romana, DR

RESIDENCE: La Romana, DR

Year	Club	AVG	G	AB	R	H	TB	2B	3B	HR	RBI	SH	SF	HB	BB	SO	SB	CS	OBP	SLG	E
2016	DSL D-backs	.350	61	240	51	84	99	7	4	0	27	8	3	2	21	36	21	3	.402	.413	12
2017	AZL D-backs	.261	13	46	7	12	16	0	2	0	9	0	0	2	3	20	2	2	.333	.348	5
	GCL Tigers West	.321	28	112	18	36	41	3	1	0	6	0	0	0	6	29	8	9	.356	.366	8
MINOR LEAGUE TOTALS		.332	102	398	76	132	156	10	7	0	42	8	3	4	30	85	31	14	.382	.392	25



TIGERS MINOR LEAGUE PLAYERS

LADWIG, ADAM JOSEPH (A.J.)

HEIGHT: 6-5
WEIGHT: 216
RECOMMENDED/SIGNED BY: Chris Wimmer (Tigers)
SCHOOL: Wichita State University

HOW OBTAINED: Selected by the Tigers in the 11th round of the June 2014 draft

Year	Club	W-L	ERA	G	GS	CG	SHO	SV	IP	H	AB	R	ER	HR	HB	BB	SO	WP	BK	AVG
2014	GCL Tigers	0-2	3.00	3	0	0	0	0	6.0	6	20	2	2	0	0	2	4	0	0	.300
	Connecticut	0-5	5.73	10	10	0	0	0	22.0	27	92	16	14	2	0	2	12	0	0	.293
2015	West Michigan	12-9	3.59	22	22	0	0	0	138.0	153	538	63	55	10	7	18	85	3	1	.284
2016	Lakeland	12-9	3.69	26	21	0	0	0	153.2	170	610	75	63	19	6	22	101	3	0	.279
2017	Lakeland	2-2	3.86	5	5	0	0	0	25.2	22	98	14	11	1	1	2	20	0	0	.224
	Erie	7-6	5.16	21	20	1	0	0	106.1	135	439	67	61	16	2	21	75	0	0	.308
	Toledo	1-1	6.30	2	2	0	0	0	10.0	18	46	8	7	0	0	1	6	0	0	.391
MINOR LEAGUE TOTALS		34-34	4.15	89	80	1	0	0	461.2	531	1843	245	213	48	16	68	303	6	1	.288

RIGHTEANDED PITCHER

BORN: December 24, 1992 - Omaha, NE
RESIDENCE: Omaha, NE

LAMB, WILLIAM BRADLEY (WILL)

HEIGHT: 6-6
WEIGHT: 168
SCHOOL: Clemson University

HOW OBTAINED: Signed by the Tigers as a Minor League free agent on December 15, 2017

Year	Club	W-L	ERA	G	GS	CG	SHO	SV	IP	H	AB	R	ER	HR	HB	BB	SO	WP	BK	AVG
2011	Spokane	1-1	3.89	12	7	0	0	0	37.0	35	141	17	16	3	2	23	42	3	0	.248
	Hickory	2-0	0.48	4	4	0	0	0	18.2	10	64	2	1	0	1	8	20	3	0	.156
2012	Hickory	6-8	4.15	27	21	0	0	0	108.1	95	406	63	50	13	6	57	80	13	0	.234
2013	Myrtle Beach	5-3	5.17	39	1	0	0	1	69.2	60	256	42	40	8	7	39	62	6	0	.234
2014	Myrtle Beach	1-1	2.41	14	0	0	0	2	18.2	17	72	5	5	0	0	9	25	0	0	.236
	Frisco	4-2	1.09	26	0	0	0	3	33.0	18	107	5	4	1	1	26	34	4	0	.168
2015	Frisco	1-1	3.12	22	0	0	0	0	26.0	27	104	11	9	0	3	11	24	1	0	.260
	Round Rock	2-3	5.52	25	0	0	0	0	31.0	32	123	20	19	3	2	15	27	2	0	.260
2016	Charlotte	4-2	5.47	39	1	0	0	0	54.1	55	212	33	33	9	2	27	42	5	0	.259
2017	Birmingham	0-0	1.98	9	0	0	0	0	13.2	10	47	3	3	1	2	8	16	0	0	.213
	Charlotte	0-1	7.46	17	3	0	0	1	35.0	45	149	36	29	11	0	20	35	6	0	.302
	Hartford	1-1	3.50	10	0	0	0	0	18.0	18	67	9	7	3	0	12	22	0	1	.269
MINOR LEAGUE TOTALS		27-23	4.20	244	37	0	0	7	463.1	422	1748	246	216	52	26	255	429	43	1	.241

LEFTHANDED PITCHER

BORN: September 9, 1990 - Yorktown, VA
RESIDENCE: Huntersville, NC

LANCE, CARSON

HEIGHT: 6-5
WEIGHT: 245
RECOMMENDED/SIGNED BY: Matt Lea (Tigers)
SCHOOL: Lamar University

HOW OBTAINED: Selected by the Tigers in the 16th round of the June 2017 draft

Year	Club	W-L	ERA	G	GS	CG	SHO	SV	IP	H	AB	R	ER	HR	HB	BB	SO	WP	BK	AVG
2017	Connecticut	2-3	2.45	10	3	0	0	0	29.1	20	105	9	8	0	0	8	26	4	1	.190

RIGHTEANDED PITCHER

BORN: May 3, 1995 - Katy, TX
RESIDENCE: Katy, TX

LAURENCIO, LUIS

HEIGHT: 6-2
WEIGHT: 235
RECOMMENDED/SIGNED BY: Ramon Perez/Carlos Santana (Tigers)
HOW OBTAINED: Signed by the Tigers as a non-drafted free agent on July 2, 2015

Year	Club	AVG	G	AB	R	H	TB	2B	3B	HR	RBI	SH	SF	HB	BB	SO	SB	CS	OBP	SLG	E
2016	DSL Tigers	.209	57	182	23	38	68	12	0	6	32	0	1	6	23	68	1	2	.316	.374	23
2017	DSL Tigers	.249	64	225	18	56	81	11	1	4	37	0	3	3	22	72	2	4	.320	.360	8
MINOR LEAGUE TOTALS		.231	121	407	41	94	149	23	1	10	69	0	4	9	45	140	3	6	.318	.366	31

THIRD BASEMAN

BORN: October 6, 1998 - Santo Domingo, DR
RESIDENCE: Santo Domingo, DR

LEDEZMA, JUNNELL JANOSKY

HEIGHT: 5-11
WEIGHT: 181
RECOMMENDED/SIGNED BY: Jesus Mendoza (Tigers)
HOW OBTAINED: Signed by the Tigers as a non-drafted free agent on October 4, 2012

Year	Club	AVG	G	AB	R	H	TB	2B	3B	HR	RBI	SH	SF	HB	BB	SO	SB	CS	OBP	SLG	E
2013	VSL Tigers	.196	52	138	20	27	33	3	0	1	8	4	3	7	15	32	4	5	.301	.239	14
2014	VSL Tigers	.326	46	172	31	56	80	5	8	1	29	0	4	5	14	20	11	1	.385	.465	3
2015	GCL Tigers	.329	44	140	24	46	59	10	0	1	13	2	1	7	10	18	2	2	.399	.421	4
2016	Connecticut	.204	38	103	16	21	25	4	0	0	5	1	0	3	18	25	0	1	.339	.243	3
2017	Connecticut	.303	20	66	7	20	23	3	0	0	4	0	1	1	9	21	2	1	.390	.348	4
	Lakeland	.158	11	38	3	6	9	0	0	1	1	0	0	1	1	8	0	1	.200	.237	0
MINOR LEAGUE TOTALS		.268	211	657	101	176	229	25	8	4	60	7	9	24	67	124	19	11	.353	.349	28

INFIELDER

BORN: November 9, 1995 - San Felipe, VZ
RESIDENCE: Yaracuy, VZ

TIGERS MINOR LEAGUE PLAYERS



LEONARDO, IVERSON ANTONIO

HEIGHT: 6-0

WEIGHT: 173

RECOMMENDED/SIGNED BY: Aldo Perez/Carlos Santana (Tigers)

HOW OBTAINED: Signed by the Tigers as a non-drafted free agent on September 1, 2017

Year	Club	AVG	G	AB	R	H	TB	2B	3B	HR	RBI	SH	SF	HB	BB	SO	SB	CS	OBP	SLG	E
(2018 will be first professional season)																					

OUTFIELDER

BORN: August 21, 2001 - La Romana, DR

RESIDENCE: La Romana, DR

LESCHER, BILLY

HEIGHT: 6-4

WEIGHT: 215

RECOMMENDED/SIGNED BY: Brad Fidler (Tigers)

SCHOOL: University of Pennsylvania

HOW OBTAINED: Selected by the Tigers in the 17th round of the June 2017 draft

Year	Club	W-L	ERA	G	GS	CG	SHO	SV	IP	H	AB	R	ER	HR	HB	BB	SO	WP	BK	AVG	
2017	GCL Tigers West	1-3	2.45	17	0	0	0	0	5	22.0	14	81	11	6	1	0	6	26	2	0	.173
	Connecticut	0-0	5.40	1	0	0	0	0	1.2	2	7	1	1	0	0	0	4	0	0	0	.286
MINOR LEAGUE TOTALS																					

RIGHTHANDED PITCHER

BORN: September 17, 1995 - Alexandria, VA

RESIDENCE: Jacksonville, FL

LESTER, JOSHUA BENJAMIN (JOSH)

HEIGHT: 6-3

WEIGHT: 225

RECOMMENDED/SIGNED BY: Marty Miller (Tigers)

SCHOOL: University of Missouri

HOW OBTAINED: Selected by the Tigers in the 13th round of the June 2015 draft

Year	Club	AVG	G	AB	R	H	TB	2B	3B	HR	RBI	SH	SF	HB	BB	SO	SB	CS	OBP	SLG	E	
2015	GCL Tigers	.391	6	23	5	9	16	4	0	1	7	0	0	1	2	2	0	0	0	.462	.696	0
	Connecticut	.204	38	137	15	28	40	6	0	2	17	0	4	2	17	21	0	0	0	.294	.292	6
	West Michigan	.158	5	19	3	3	5	2	0	0	4	0	0	0	2	6	0	0	0	.238	.263	2
2016	West Michigan	.162	19	68	7	11	11	0	0	0	2	0	0	0	3	21	1	0	0	.197	.162	1
	Connecticut	.293	60	222	30	65	96	19	3	2	26	0	1	2	24	32	0	0	0	.365	.432	7
2017	West Michigan	.275	66	265	30	73	119	17	1	9	42	0	5	3	12	46	1	1	1	.309	.449	6
	Lakeland	.265	44	166	17	44	70	12	1	4	24	1	3	0	10	41	2	1	1	.302	.422	3
MINOR LEAGUE TOTALS																						

THIRD BASEMAN

BORN: July 17, 1994 - Columbus, GA

RESIDENCE: Columbus, GA

LONG, GRAYSON RAY

HEIGHT: 6-4

WEIGHT: 238

SCHOOL: Texas A&M University

HOW OBTAINED: Acquired by the Tigers along with a player to be named later (Elvin Rodriguez) from Los Angeles (AL) in exchange for Justin Upton on August 31, 2017

Year	Club	W-L	ERA	G	GS	CG	SHO	SV	IP	H	AB	R	ER	HR	HB	BB	SO	WP	BK	AVG	
2015	Orem	0-0	5.03	13	12	0	0	0	19.2	19	75	12	11	1	0	10	22	4	0	.253	
2016	AZL Angels	0-1	6.55	4	4	0	0	0	11.0	13	44	8	8	0	0	5	10	0	0	.295	
	Burlington	3-3	1.58	8	8	0	0	0	40.0	27	142	13	7	2	0	16	45	2	0	.190	
	Inland Empire	2-1	5.14	3	3	0	0	0	14.0	14	52	9	8	5	0	4	15	0	0	.269	
2017	Inland Empire	0-2	4.50	3	3	0	0	0	12.0	14	49	8	6	0	1	4	14	1	0	.286	
	Mobile	8-6	2.52	23	23	0	0	0	121.2	100	443	38	34	7	4	38	111	8	1	.226	
	Erie	0-1	13.50	1	1	0	0	0	4.0	8	18	6	6	2	1	1	3	0	0	.444	
MINOR LEAGUE TOTALS																					

RIGHTHANDED PITCHER

BORN: May 27, 1994 - Houston, TX

RESIDENCE: Baytown, TX

LONGLEY, ANDREW LANE (DREW)

HEIGHT: 6-3

WEIGHT: 223

RECOMMENDED/SIGNED BY: Murray Cook (Tigers)

SCHOOL: University of South Florida

HOW OBTAINED: Signed by the Tigers as a non-drafted free agent on June 25, 2012

Year	Club	AVG	G	AB	R	H	TB	2B	3B	HR	RBI	SH	SF	HB	BB	SO	SB	CS	OBP	SLG	E	
2012	GCL Tigers	.236	33	106	9	25	41	8	1	2	17	1	0	6	7	30	1	0	0	.319	.387	3
2013	GCL Tigers	.192	24	73	6	14	20	3	0	1	5	0	1	1	5	26	0	0	0	.250	.274	1
	Lakeland	.000	1	2	0	0	0	0	0	0	0	0	0	0	0	0	0	0	0	0.000	0	
2014	Lakeland	.203	37	123	6	25	28	3	0	0	8	1	1	0	6	38	0	1	1	.238	.228	2
	Erie	.240	8	25	4	6	8	0	1	0	3	0	0	0	1	12	0	0	0	.269	.320	1
2015	Lakeland	.200	19	60	4	12	20	2	0	2	9	0	0	1	12	27	0	0	0	.342	.333	2
	Erie	.212	32	104	9	22	42	6	1	4	17	1	1	1	6	42	0	0	0	.259	.404	0
2016	Lakeland	.283	17	60	10	17	32	0	0	5	9	0	1	1	6	24	0	0	0	.353	.533	2
	Erie	.147	34	109	12	16	32	7	0	3	10	0	0	1	11	43	0	0	0	.231	.294	4
	Toledo	.100	4	10	3	1	1	0	0	0	1	0	0	0	2	6	0	0	0	.250	.100	0
2017	West Michigan	.227	62	216	28	49	78	17	3	2	17	0	1	2	20	77	0	0	0	.297	.361	3
MINOR LEAGUE TOTALS																						

CATCHER

BORN: October 5, 1988 - Tampa, FL

RESIDENCE: Lutz, FL



TIGERS MINOR LEAGUE PLAYERS

LOPEZ, RONALDO JOSE

HEIGHT: 6-2
WEIGHT: 165
RECOMMENDED/SIGNED BY: Alejandro Rodriguez (Tigers)
HOW OBTAINED: Signed by the Tigers as a non-drafted free agent on July 3, 2014

BATS: R
THROWS: R

RIGHTHANDED PITCHER

BORN: January 7, 1998 - Guiria, VZ
RESIDENCE: Guiria, VZ

Year	Club	W-L	ERA	G	GS	CG	SHO	SV	IP	H	AB	R	ER	HR	HB	BB	SO	WP	BK	AVG
2015	VSL Tigers	0-1	5.73	14	8	0	0	1	37.2	43	140	28	24	2	10	26	18	6	2	.307
2016	GCL Tigers East	2-4	4.50	10	9	0	0	0	38.0	47	150	22	19	2	2	19	24	0	0	.313
2017	GCL Tigers East	2-2	6.44	11	2	0	0	1	29.1	43	127	24	21	4	3	14	25	2	1	.339
MINOR LEAGUE TOTALS		4-7	5.49	35	19	0	0	2	105.0	133	417	74	64	8	15	59	67	8	3	.319

MADDOX, WILLIAM PAUL (WILL)

HEIGHT: 5-10
WEIGHT: 185
RECOMMENDED/SIGNED BY: Harold Zonder (Tigers)
SCHOOL: University of Tennessee
HOW OBTAINED: Selected by the Tigers in the 18th round of the June 2014 draft

BATS: L
THROWS: R

SECOND BASEMAN

BORN: June 11, 1992 - Gainesville, GA
RESIDENCE: Gainesville, GA

Year	Club	AVG	G	AB	R	H	TB	2B	3B	HR	RBI	SH	SF	HB	BB	SO	SB	CS	OBP	SLG	E
2014	Connecticut	.270	48	178	28	48	57	7	1	0	12	7	1	3	15	23	13	1	.335	.320	8
2015	West Michigan	.395	13	43	5	17	19	2	0	0	1	2	0	1	1	6	2	2	.422	.442	0
2016	West Michigan	.339	127	511	59	173	205	23	3	1	58	5	5	5	32	89	28	12	.380	.401	8
2017	Lakeland	.284	73	275	29	78	99	9	3	2	23	7	2	2	3	52	12	9	.341	.360	8
	Erie	.297	17	64	5	19	23	1	0	1	5	1	0	2	2	15	3	0	.318	.359	1
MINOR LEAGUE TOTALS		.313	278	1071	126	335	403	42	7	4	99	22	8	11	73	185	58	24	.360	.376	25

MANNING, MATTHEW GEORGE (MATT)

HEIGHT: 6-6
WEIGHT: 195
RECOMMENDED/SIGNED BY: Scott Cerny (Tigers)
SCHOOL: Sheldon High School (CA)
HOW OBTAINED: Selected by the Tigers in the first round (ninth overall) of the June 2016 draft

BATS: R
THROWS: R

RIGHTHANDED PITCHER

BORN: January 28, 1998 - Sacramento, CA
RESIDENCE: Elk Grove, CA

Year	Club	W-L	ERA	G	GS	CG	SHO	SV	IP	H	AB	R	ER	HR	HB	BB	SO	WP	BK	AVG
2016	GCL Tigers West	0-2	3.99	10	10	0	0	0	29.1	27	114	18	13	2	1	7	46	0	0	.237
2017	Connecticut	2-2	1.89	9	9	0	0	0	33.1	27	121	10	7	0	2	14	36	1	0	.223
	West Michigan	2-0	5.60	5	5	0	0	0	17.2	14	67	11	11	0	1	11	26	2	0	.209
MINOR LEAGUE TOTALS		4-4	3.47	24	24	0	0	0	80.1	68	302	39	31	2	4	32	108	3	0	.225

MARTE, KENDRY SAMUEL

HEIGHT: 6-0
WEIGHT: 160
RECOMMENDED/SIGNED BY: Ramon Perez/Carlos Santana (Tigers)
HOW OBTAINED: Signed by the Tigers as a non-drafted free agent on July 4, 2016

BATS: S
THROWS: R

SHORTSTOP

BORN: May 10, 2000 - Monte Plata, DR
RESIDENCE: Monte Plata, DR

Year	Club	AVG	G	AB	R	H	TB	2B	3B	HR	RBI	SH	SF	HB	BB	SO	SB	CS	OBP	SLG	E
2017	DSL Tigers	.140	36	93	12	13	14	1	0	0	9	2	1	2	11	31	4	4	.243	.151	17

MARTINEZ, HECTOR LUIS

HEIGHT: 5-11
WEIGHT: 207
RECOMMENDED/SIGNED BY: Ramon Perez/Carlos Santana/Miguel Rodriguez (Tigers)
HOW OBTAINED: Signed by the Tigers as a non-drafted free agent on July 2, 2013

BATS: R
THROWS: R

SHORTSTOP

BORN: November 1, 1996 - Bani, DR
RESIDENCE: Nizao, DR

Year	Club	AVG	G	AB	R	H	TB	2B	3B	HR	RBI	SH	SF	HB	BB	SO	SB	CS	OBP	SLG	E
2014	DSL Tigers	.271	42	181	33	49	72	15	1	2	19	2	0	5	7	47	4	6	.316	.398	14
2015	DSL Tigers	.336	55	223	42	75	113	11	6	5	34	0	2	7	9	41	5	8	.378	.507	11
2016	GCL Tigers West	.310	42	145	17	45	51	4	1	0	10	2	0	5	8	35	7	7	.367	.352	7
2017	Connecticut	.221	50	181	21	40	51	8	0	1	20	1	2	1	9	56	3	1	.259	.282	8
MINOR LEAGUE TOTALS		.286	189	730	113	209	287	38	8	8	83	5	4	18	33	179	19	22	.331	.393	40

MARTINEZ, JULIO ALFONSO

HEIGHT: 6-2
WEIGHT: 195
RECOMMENDED/SIGNED BY: Ramon Perez/Carlos Santana (Tigers)
HOW OBTAINED: Signed by the Tigers as a non-drafted free agent on July 2, 2014

BATS: R
THROWS: R

RIGHT FIELDER

BORN: December 15, 1997 - Santo Domingo, DR
RESIDENCE: Santo Domingo, DR

Year	Club	AVG	G	AB	R	H	TB	2B	3B	HR	RBI	SH	SF	HB	BB	SO	SB	CS	OBP	SLG	E
2015	DSL Tigers	.274	57	208	29	57	96	13	7	4	41	0	3	7	15	64	6	5	.339	.462	4
2016	GCL Tigers West	.229	42	140	15	32	44	7	1	1	9	0	1	1	10	47	2	0	.283	.314	0
2017	GCL Tigers East	.259	49	158	19	41	63	9	2	3	15	1	1	4	11	39	3	0	.322	.399	2
	Connecticut	.125	2	8	0	1	1	0	0	0	0	0	0	0	7	0	0	0	.125	.125	0
MINOR LEAGUE TOTALS		.255	150	514	63	131	204	29	10	8	65	1	5	12	36	157	11	5	.316	.397	6

TIGERS MINOR LEAGUE PLAYERS



MATED, JHONNY

HEIGHT: 6-3
WEIGHT: 211

BATS: R
THROWS: R

RIGHTHANDED PITCHER

BORN: August 19, 1994 - San Cristobal, DR
RESIDENCE: San Cristobal, DR

RECOMMENDED/SIGNED BY: Miguel Rodriguez/Ramon Perez (Tigers)
HOW OBTAINED: Signed by the Tigers as a non-drafted free agent on June 20, 2012

Year	Club	W-L	ERA	G	GS	CG	SHO	SV	IP	H	AB	R	ER	HR	HB	BB	SO	WP	BK	AVG	
2012	Did Not Pitch																				
2013	DSL Tigers	2-1	3.70	14	10	0	0	0	48.2	39	178	29	20	1	7	30	40	8	0	.219	
2014	DSL Tigers	3-1	2.59	15	11	0	0	1	59.0	47	221	28	17	0	7	23	42	10	2	.213	
2015	Did Not Pitch																				
2016	GCL Tigers East	1-2	2.45	8	3	0	0	0	25.2	28	98	10	7	0	2	7	19	3	2	.286	
2017	Connecticut	4-3	6.64	14	5	0	0	0	40.2	50	166	37	30	3	4	25	19	12	1	.301	
MINOR LEAGUE TOTALS		10-7	3.83	51	29	0	0	1	174.0	164	663	104	74	4	20	85	120	33	5	.247	

MCCAIN, GARRETT DAVID

HEIGHT: 6-0
WEIGHT: 180

BATS: R
THROWS: L

CENTER FIELDER

BORN: February 28, 1996 - Dallas, TX
RESIDENCE: Lavon, TX

RECOMMENDED/SIGNED BY: Ryan Johnson (Tigers)
SCHOOL: Oklahoma State University
HOW OBTAINED: Selected by the Tigers in the 10th round of the June 2017 draft

Year	Club	AVG	G	AB	R	H	TB	2B	3B	HR	RBI	SH	SF	HB	BB	SO	SB	CS	OBP	SLG	E
2017	Connecticut	.259	53	193	26	50	67	6	1	3	22	0	1	4	20	41	5	2	.339	.347	1

MCMILLAN, SAMUEL P. [SAM]

HEIGHT: 5-10
WEIGHT: 165

BATS: R
THROWS: R

CATCHER

BORN: December 1, 1998 - Gainesville, FL
RESIDENCE: Live Oak, FL

RECOMMENDED/SIGNED BY: Rj Burgess (Tigers)
SCHOOL: Suwannee High School (FL)
HOW OBTAINED: Selected by the Tigers in the fifth round of the June 2017 draft

Year	Club	AVG	G	AB	R	H	TB	2B	3B	HR	RBI	SH	SF	HB	BB	SO	SB	CS	OBP	SLG	E
2017	GCL Tigers West	.288	37	111	24	32	48	5	1	3	25	0	1	12	19	17	1	1	.441	.432	2

MEDRADO, CARLOS DAVID

HEIGHT: 5-11
WEIGHT: 170

BATS: L
THROWS: R

CATCHER

BORN: November 11, 1999 - Santo Domingo, DR
RESIDENCE: Santo Domingo, DR

RECOMMENDED/SIGNED BY: Ramon Perez/Carlos Santana (Tigers)
HOW OBTAINED: Signed by the Tigers as a non-drafted free agent on November 23, 2016

Year	Club	AVG	G	AB	R	H	TB	2B	3B	HR	RBI	SH	SF	HB	BB	SO	SB	CS	OBP	SLG	E
2017	DSL Tigers	.180	34	100	11	18	25	2	1	1	9	0	0	2	9	35	1	3	.261	.250	6

MOJICA, JIMMY WANDER

HEIGHT: 6-0
WEIGHT: 175

BATS: R
THROWS: R

OUTFIELDER

BORN: May 4, 2000 - Santo Domingo, DR
RESIDENCE: Santo Domingo, DR

RECOMMENDED/SIGNED BY: Ramon Perez/Carlos Santana (Tigers)
HOW OBTAINED: Signed by the Tigers as a non-drafted free agent on July 6, 2016

Year	Club	AVG	G	AB	R	H	TB	2B	3B	HR	RBI	SH	SF	HB	BB	SO	SB	CS	OBP	SLG	E
2017	DSL Tigers	.223	66	242	26	54	64	8	1	0	16	0	0	11	12	44	3	6	.291	.264	8

MONTERO, KEIDER EDUARDO

HEIGHT: 6-1
WEIGHT: 145

BATS: R
THROWS: R

RIGHTHANDED PITCHER

BORN: July 6, 2000 - Santa Teresa del Tuy, VZ
RESIDENCE: Santa Teresa del Tuy, VZ

RECOMMENDED/SIGNED BY: Alejandro Rodriguez/Delvis Pacheco (Tigers)
HOW OBTAINED: Signed by the Tigers as a non-drafted free agent on August 25, 2016

Year	Club	W-L	ERA	G	GS	CG	SHO	SV	IP	H	AB	R	ER	HR	HB	BB	SO	WP	BK	AVG
2017	DSL Tigers	1-5	4.02	14	12	0	0	0	47.0	46	183	34	21	0	2	27	41	10	1	.251

MONTES, SERGIO BRANDON

HEIGHT: 5-11
WEIGHT: 165

BATS: R
THROWS: R

INFIELDER

BORN: December 19, 2000 - Tijuana, MEX
RESIDENCE: Tijuana, MEX

RECOMMENDED/SIGNED BY: Alejandro Rodriguez (Tigers)
HOW OBTAINED: Signed by the Tigers as a non-drafted free agent on July 25, 2017

Year	Club	AVG	G	AB	R	H	TB	2B	3B	HR	RBI	SH	SF	HB	BB	SO	SB	CS	OBP	SLG	E
(2018 will be first professional season)																					



TIGERS MINOR LEAGUE PLAYERS

MONTGOMERY, TROY WADE

HEIGHT: 5-8

WEIGHT: 188

SCHOOL: Ohio State University

HOW OBTAINED: Acquired by the Tigers along with Wilkel Hernandez from Los Angeles (AL) in exchange for Ian Kinsler on December 13, 2017

BATS: L

THROWS: L

CENTER FIELDER

BORN: August 13, 1994 - Indianapolis, IN

RESIDENCE: Cumberland, IN

Year	Club	AVG	G	AB	R	H	TB	2B	3B	HR	RBI	SH	SF	HB	BB	SO	SB	CS	OBP	SLG	E
2016	Orem	.341	26	88	16	30	49	3	2	4	17	7	0	3	15	20	10	4	.453	.557	5
	Burlington	.261	38	142	15	37	57	7	2	3	13	4	2	2	16	30	3	2	.340	.401	0
2017	Burlington	.256	15	43	6	11	20	1	1	2	4	1	0	0	12	4	2	1	.418	.465	1
	Inland Empire	.282	65	262	41	74	116	10	7	6	31	6	1	1	26	58	9	5	.348	.443	2
	Mobile	.235	20	68	15	16	18	2	0	0	3	2	0	2	10	12	4	0	.350	.265	0
MINOR LEAGUE TOTALS		.279	164	603	93	168	260	23	12	15	68	20	3	8	79	124	28	12	.368	.431	8

MORENO, JHENRRY ALEJANDRO

HEIGHT: 5-11

WEIGHT: 160

RECOMMENDED/SIGNED BY: Alejandro Rodriguez/Delvis Pacheco (Tigers)

HOW OBTAINED: Signed by the Tigers as a non-drafted free agent on July 6, 2016

BATS: L

THROWS: R

CENTER FIELDER

BORN: March 28, 2000 - Caracas, VZ

RESIDENCE: Cua, VZ

Year	Club	AVG	G	AB	R	H	TB	2B	3B	HR	RBI	SH	SF	HB	BB	SO	SB	CS	OBP	SLG	E
2017	DSL Tigers	.233	30	73	14	17	26	4	1	1	4	0	1	4	19	24	7	3	.412	.356	3

MORENO, WILLIANDER JOSE

HEIGHT: 6-0

WEIGHT: 160

RECOMMENDED/SIGNED BY: Jesus Mendoza/Delvis Pacheco (Tigers)

HOW OBTAINED: Signed by the Tigers as a non-drafted free agent on January 12, 2018

BATS: R

THROWS: R

RIGHTHANDED PITCHER

BORN: March 13, 1999 - Aragua, VZ

RESIDENCE: Aragua, VZ

Year	Club	W-L	ERA	G	GS	CG	SHO	SV	IP	H	AB	R	ER	HR	HB	BB	SO	WP	BK	AVG	
(2018 will be first professional season)																					

MORGAN, JOSEPH TYLER (JOEY)

HEIGHT: 6-0

WEIGHT: 185

RECOMMENDED/SIGNED BY: Dave Dangler (Tigers)

SCHOOL: University of Washington

HOW OBTAINED: Selected by the Tigers in the third round of the June 2017 draft

BATS: R

THROWS: R

CATCHER

BORN: August 26, 1996 - Santa Cruz, CA

RESIDENCE: Sumner, WA

Year	Club	AVG	G	AB	R	H	TB	2B	3B	HR	RBI	SH	SF	HB	BB	SO	SB	CS	OBP	SLG	E
2017	Connecticut	.250	34	112	14	28	36	5	0	1	10	0	2	5	9	25	0	0	.328	.321	0

MUESER, VICTOR MANUEL

HEIGHT: 6-1

WEIGHT: 190

RECOMMENDED/SIGNED BY: Ramon Perez/C. Mueser (Tigers)

HOW OBTAINED: Signed by the Tigers as a non-drafted free agent on January 13, 2014

BATS: R

THROWS: R

RIGHTHANDED PITCHER

BORN: October 13, 1995 - Santo Domingo, DR

RESIDENCE: Santo Domingo, DR

Year	Club	W-L	ERA	G	GS	CG	SHO	SV	IP	H	AB	R	ER	HR	HB	BB	SO	WP	BK	AVG
2014	DSL Tigers	2-2	2.41	16	4	0	0	3	41.0	33	151	22	11	1	6	21	31	6	0	.219
2015	GCL Tigers	1-2	3.04	14	0	0	0	1	23.2	18	87	11	8	0	1	18	22	8	0	.207
2016	Connecticut	2-0	2.08	3	0	0	0	0	4.1	3	16	1	1	0	1	3	7	0	0	.188
	GCL Tigers West	0-2	3.32	13	0	0	0	0	21.2	22	89	16	8	1	0	16	23	6	0	.247
2017	Connecticut	1-0	3.76	21	0	0	0	0	26.1	26	100	12	11	0	0	16	21	6	0	.260
MINOR LEAGUE TOTALS		6-6	3.00	67	4	0	0	4	117.0	102	443	62	39	2	8	74	104	26	0	.230

MUNOZ, DIONIS EZEQUIEL

HEIGHT: 5-11

WEIGHT: 162

RECOMMENDED/SIGNED BY: Ramon Perez/Carlos Santana (Tigers)

HOW OBTAINED: Signed by the Tigers as a non-drafted free agent on May 22, 2015

BATS: R

THROWS: R

RIGHTHANDED PITCHER

BORN: June 5, 1997 - Yamasa, DR

RESIDENCE: Yamasa, DR

Year	Club	W-L	ERA	G	GS	CG	SHO	SV	IP	H	AB	R	ER	HR	HB	BB	SO	WP	BK	AVG
2015	DSL Tigers	1-1	6.46	15	0	0	0	0	23.2	29	91	18	17	0	8	13	19	6	0	.319
2016	DSL Tigers	2-1	2.70	22	0	0	0	0	43.1	29	152	20	13	2	4	23	32	5	2	.191
2017	DSL Tigers	4-2	3.38	19	0	0	2	24.0	25	93	15	9	2	1	11	22	5	0	.269	
MINOR LEAGUE TOTALS		7-4	3.86	56	0	0	2	91.0	83	336	53	39	4	13	47	73	16	2	.247	

TIGERS MINOR LEAGUE PLAYERS



MYERS, DANE MICHAEL

HEIGHT: 6-2
WEIGHT: 205
RECOMMENDED/SIGNED BY: Matt Lea (Tigers)
SCHOOL: Rice University

HOW OBTAINED: Selected by the Tigers in the sixth round of the June 2017 draft

Year	Club	W-L	ERA	G	GS	CG	SHO	SV	IP	H	AB	R	ER	HR	HB	BB	SO	WP	BK	AVG
2017	Connecticut	1-2	2.33	13	12	0	0	0	46.1	31	161	14	12	2	0	10	29	1	0	.193

RIGHTHANDED PITCHER

BATS: R
THROWS: R
BORN: March 8, 1996 - Columbus, TX
RESIDENCE: Katy, TX

NAVILHON, JOSEPH CHARLES. (JOE)

HEIGHT: 6-0
WEIGHT: 205
RECOMMENDED/SIGNED BY: Tim McWilliam (Tigers)
SCHOOL: University of Southern California

HOW OBTAINED: Selected by the Tigers in the 21st round of the June 2016 draft

Year	Club	W-L	ERA	G	GS	CG	SHO	SV	IP	H	AB	R	ER	HR	HB	BB	SO	WP	BK	AVG
2016	Connecticut	2-0	0.34	16	0	0	0	2	26.1	22	101	3	1	0	1	7	29	1	0	.218
2017	West Michigan	2-2	2.70	11	0	0	0	1	23.1	15	85	8	7	0	1	5	28	0	0	.176
	Lakeland	2-3	3.16	22	0	0	0	0	42.2	42	161	18	15	3	0	8	53	3	0	.261
	Erie	0-1	27.00	1	0	0	0	0	1.0	4	7	3	3	1	0	0	2	0	0	.571
MINOR LEAGUE TOTALS		6-6	2.51	50	0	0	0	3	93.1	83	354	32	26	4	2	20	112	4	0	.234

RIGHTHANDED PITCHER

BORN: July 13, 1993 - Santa Clara, CA
RESIDENCE: Brentwood, CA

NIVAR, KEVIN ALEXANDER

HEIGHT: 5-10
WEIGHT: 170
RECOMMENDED/SIGNED BY: Aldo Perez/Carlos Santana (Tigers)

HOW OBTAINED: Signed by the Tigers as a non-drafted free agent on July 3, 2017

Year	Club	AVG	G	AB	R	H	TB	2B	3B	HR	RBI	SH	SF	HB	BB	SO	SB	CS	OBP	SLG	E
(2018 will be first professional season)																					

SHORTSTOP

BORN: September 28, 2000 - Bronx, NY
RESIDENCE: Santo Domingo, DR

NUNEZ, HENDRY YOHAN

HEIGHT: 6-4
WEIGHT: 180
RECOMMENDED/SIGNED BY: Aldo Perez/Carlos Santana (Tigers)

HOW OBTAINED: Signed by the Tigers as a non-drafted free agent on July 17, 2017

Year	Club	W-L	ERA	G	GS	CG	SHO	SV	IP	H	AB	R	ER	HR	HB	BB	SO	WP	BK	AVG	
(2018 will be first professional season)																					

RIGHTHANDED PITCHER

BORN: July 22, 1999 - Santo Domingo, DR
RESIDENCE: Santo Domingo, DR

NUNEZ, MOISES ARODY

HEIGHT: 6-2
WEIGHT: 210
RECOMMENDED/SIGNED BY: Ramon Perez/Miguel Rodriguez (Tigers)

HOW OBTAINED: Signed by the Tigers as a non-drafted free agent on October 22, 2014

Year	Club	AVG	G	AB	R	H	TB	2B	3B	HR	RBI	SH	SF	HB	BB	SO	SB	CS	OBP	SLG	E
2015	DSL Tigers	.225	26	80	7	18	27	7	1	0	14	0	1	1	11	23	1	3	.323	.338	3
2016	GCL Tigers West	.176	16	34	4	6	10	1	0	1	6	0	0	0	4	16	0	0	.263	.294	2
	GCL Tigers East	.320	22	75	15	24	36	3	0	3	18	0	0	1	9	18	1	0	.400	.480	2
2017	GCL Tigers East	.186	37	113	12	21	25	4	0	0	8	1	2	5	15	27	3	0	.304	.221	5
MINOR LEAGUE TOTALS		.228	101	302	38	69	98	15	1	4	46	1	3	7	39	84	5	3	.328	.325	12

CATCHER

BORN: February 7, 1997 - San Pedro de Macoris, DR
RESIDENCE: San Pedro de Macoris, DR

O'LOUGHLIN, JACK TE HAKI

HEIGHT: 6-5
WEIGHT: 210
RECOMMENDED/SIGNED BY: Kevin Hooker/Glenn Williams (Tigers)

HOW OBTAINED: Signed by the Tigers as a non-drafted free agent on July 16, 2016

Year	Club	W-L	ERA	G	GS	CG	SHO	SV	IP	H	AB	R	ER	HR	HB	BB	SO	WP	BK	AVG
2017	Did Not Pitch																			

LEFTHANDED PITCHER

BORN: March 14, 2000 - Adelaide, AUS
RESIDENCE: Adelaide, AUS

OLIVAS, MARTIN

HEIGHT: 6-1
WEIGHT: 170
RECOMMENDED/SIGNED BY: Alejandro Rodriguez (Tigers)

HOW OBTAINED: Signed by the Tigers as a non-drafted free agent on July 25, 2017

Year	Club	AVG	G	AB	R	H	TB	2B	3B	HR	RBI	SH	SF	HB	BB	SO	SB	CS	OBP	SLG	E
(2018 will be first professional season)																					

INFIELDER

BORN: July 25, 2001 - Baja California, MEX
RESIDENCE: Baja California, MEX



TIGERS MINOR LEAGUE PLAYERS

OVIEDO, LUIS MANUEL

HEIGHT: 5-10
WEIGHT: 170
RECOMMENDED/SIGNED BY: Aldo Perez/Carlos Santana (Tigers)
HOW OBTAINED: Signed by the Tigers as a non-drafted free agent on July 4, 2017

BATS: L
THROWS: L

OUTFIELDER

BORN: October 16, 2000 - Santo Domingo, DR
RESIDENCE: Santo Domingo, DR

Year	Club	AVG	G	AB	R	H	TB	2B	3B	HR	RBI	SH	SF	HB	BB	SO	SB	CS	OBP	SLG	E
(2018 will be first professional season)																					

OZUNA, ANGEL AGUSTIN

HEIGHT: 5-10
WEIGHT: 170
RECOMMENDED/SIGNED BY: Ramon Perez/Carlos Santana (Tigers)
HOW OBTAINED: Signed by the Tigers as a non-drafted free agent on October 31, 2012

BATS: R
THROWS: R

RIGHTHANDED PITCHER

BORN: September 25, 1998 - Santo Domingo, DR
RESIDENCE: Santo Domingo, DR

Year	Club	W-L	ERA	G	GS	CG	SHO	SV	IP	H	AB	R	ER	HR	HB	BB	SO	WP	BK	AVG
2017	DSL Tigers	0-1	2.88	17	0	0	0	0	25.0	20	92	12	8	0	1	11	27	6	1	.217

PAREDES, ISAAC EDGARDO

HEIGHT: 5-11
WEIGHT: 213
HOW OBTAINED: Acquired by the Tigers along with Jeimer Candelario from Chicago (NL) in exchange for Justin Wilson and Alex Avila on July 31, 2017

BATS: R
THROWS: R

SHORTSTOP

BORN: February 18, 1999 - Hermosillo, MEX
RESIDENCE: Hermosillo, MEX

Year	Club	AVG	G	AB	R	H	TB	2B	3B	HR	RBI	SH	SF	HB	BB	SO	SB	CS	OBP	SLG	E
2016	AZL Cubs	.305	47	167	23	51	74	14	3	1	26	1	2	2	13	20	4	0	.359	.443	10
	South Bend	.167	3	12	0	2	2	0	0	0	0	0	0	1	0	2	0	0	.231	.167	2
2017	South Bend	.264	92	337	49	89	135	25	0	7	49	2	3	13	29	54	2	1	.343	.401	7
	West Michigan	.217	32	115	16	25	40	3	0	4	21	0	0	5	13	13	0	0	.323	.348	3
MINOR LEAGUE TOTALS		.265	174	631	88	167	251	42	3	12	96	3	5	21	55	89	6	1	.341	.398	22

PAULINO, MIGUEL ADOLFO

HEIGHT: 6-0
WEIGHT: 201
RECOMMENDED/SIGNED BY: Ramon Perez/Carlos Santana (Tigers)
HOW OBTAINED: Signed by the Tigers as a non-drafted free agent on July 3, 2015

BATS: R
THROWS: R

RIGHTHANDED PITCHER

BORN: August 21, 1998 - Nizao, DR
RESIDENCE: Nizao, DR

Year	Club	W-L	ERA	G	GS	CG	SHO	SV	IP	H	AB	R	ER	HR	HB	BB	SO	WP	BK	AVG
2016	DSL Tigers	2-2	6.65	13	4	0	0	1	23.0	23	89	22	17	0	4	28	18	13	0	.258
2017	GCL Tigers East	1-1	7.25	11	0	0	0	0	22.1	15	77	19	18	1	5	32	24	10	0	.195
MINOR LEAGUE TOTALS		3-3	6.95	24	4	0	0	1	45.1	38	166	41	35	1	9	60	42	23	0	.229

PEARCE, JORDAN

HEIGHT: 6-2
WEIGHT: 195
RECOMMENDED/SIGNED BY: Scott Cerny (Tigers)
SCHOOL: University of Nevada
HOW OBTAINED: Selected by the Tigers in the 21st round of the June 2017 draft

BATS: L
THROWS: R

THIRD BASEMAN

BORN: June 14, 1996 - San Diego, CA
RESIDENCE: Oceanside, CA

Year	Club	AVG	G	AB	R	H	TB	2B	3B	HR	RBI	SH	SF	HB	BB	SO	SB	CS	OBP	SLG	E
2017	GCL Tigers West	.342	13	38	6	13	19	0	0	2	10	1	1	0	5	7	0	1	.409	.500	1
	Connecticut	.261	42	153	9	40	51	5	0	2	26	0	2	3	11	45	3	1	.320	.333	6
	Lakeland	.000	2	8	0	0	0	0	0	0	0	0	0	0	3	0	0	0	.000	.000	0
MINOR LEAGUE TOTALS		.266	57	199	15	53	70	5	0	4	36	1	3	3	16	55	3	2	.326	.352	7

PEREIRA, ANTHONY JOSE

HEIGHT: 6-0
WEIGHT: 199
RECOMMENDED/SIGNED BY: Jesus Mendoza (Tigers)
HOW OBTAINED: Signed by the Tigers as a non-drafted free agent on July 2, 2013

BATS: R
THROWS: R

SHORTSTOP

BORN: November 28, 1996 - Tocuyito, VZ
RESIDENCE: Tocuyito, VZ

Year	Club	AVG	G	AB	R	H	TB	2B	3B	HR	RBI	SH	SF	HB	BB	SO	SB	CS	OBP	SLG	E
2014	VSL Tigers	.250	65	228	48	57	92	15	4	4	30	3	3	5	29	39	19	5	.343	.404	27
2015	VSL Tigers	.298	22	84	17	25	37	7	1	1	10	0	0	0	10	15	9	4	.372	.440	7
	GCL Tigers	.219	48	155	20	34	50	2	1	4	21	4	2	3	15	29	7	1	.297	.323	16
2016	Connecticut	.240	14	50	4	12	18	2	0	0	7	0	0	0	5	12	1	0	.309	.360	4
	West Michigan	.077	3	13	0	1	1	0	0	0	0	0	0	0	1	3	0	0	.143	.077	1
	Lakeland	.211	17	57	7	12	17	2	0	1	4	2	1	1	4	13	0	1	.270	.298	5
	Erie	.200	4	10	0	2	2	0	0	0	1	0	0	0	3	0	0	0	.200	.200	0
2017	West Michigan	.251	126	470	45	118	170	29	1	7	64	3	1	4	40	84	11	3	.315	.362	16
MINOR LEAGUE TOTALS		.245	299	1067	141	261	387	61	7	17	136	13	7	13	104	198	47	14	.317	.363	76

TIGERS MINOR LEAGUE PLAYERS



PEREZ, CLEVERTH LEONARDO

HEIGHT: 5-11

BATS: L

WEIGHT: 167

THROWS: L

RECOMMENDED/SIGNED BY: Alejandro Rodriguez/Jesus Mendoza (Tigers)

HOW OBTAINED: Signed by the Tigers as a non-drafted free agent on July 6, 2016

Year	Club	W-L	ERA	G	GS	CG	SHO	SV	IP	H	AB	R	ER	HR	HB	BB	SO	WP	BK	AVG
2017	DSL Tigers	1-5	3.81	14	14	0	0	0	52.0	49	196	30	22	1	2	18	36	6	1	.250

LEFTHANDED PITCHER

BORN: February 5, 2000 - Barquisimeto, VZ

RESIDENCE: Barquisimeto, VZ

PEREZ, FERNANDO

HEIGHT: 6-2

BATS: R

WEIGHT: 225

THROWS: R

RECOMMENDED/SIGNED BY: Carlos Santana/Ramon Perez/Miguel Garcia (Tigers)

HOW OBTAINED: Signed by the Tigers as a non-drafted free agent on March 1, 2011

Year	Club	W-L	ERA	G	GS	CG	SHO	SV	IP	H	AB	R	ER	HR	HB	BB	SO	WP	BK	AVG
2011	DSL Tigers	0-2	2.10	9	9	0	0	0	34.2	23	114	11	8	1	4	14	26	5	0	.202
2012	GCL Tigers	5-4	4.24	12	10	0	0	0	46.2	36	169	28	22	1	4	19	43	7	0	.213
2013	GCL Tigers	5-2	3.23	11	10	0	0	0	55.2	47	196	24	20	3	3	26	38	3	1	.240
2014	Connecticut	6-4	3.63	14	14	0	0	0	69.1	71	266	35	28	2	3	24	58	5	1	.267
2015	West Michigan	2-12	4.51	21	21	0	0	0	101.2	119	395	60	51	7	12	32	72	9	1	.301
2016	West Michigan	4-7	5.53	18	18	0	0	0	84.2	100	335	57	52	4	9	37	71	9	1	.299
2017	West Michigan Lakeland	0-1 2-1	2.84 1.79	5 26	5 1	0 0	0 0	0 0	12.2 50.1	11 42	45 189	5 15	4 10	1 1	1 1	3 16	14 49	2 7	0 0	.244 .222
MINOR LEAGUE TOTALS		24-33	3.85	116	83	0	0	0	455.1	449	1709	235	195	20	37	171	371	47	4	.263

RIGHANDED PITCHER

BORN: December 17, 1993 - Loma De Cabrera, DR

RESIDENCE: Santo Domingo, DR

PEREZ, FRANKLIN EDUARDO

HEIGHT: 6-3

BATS: R

WEIGHT: 197

THROWS: R

RECOMMENDED/SIGNED BY: Acquired by the Tigers along with Daz Cameron and Jake Rogers from Houston in exchange for Justin Verlander and a player to be named later (Juan Ramirez) on August 31, 2017.

Year	Club	W-L	ERA	G	GS	CG	SHO	SV	IP	H	AB	R	ER	HR	HB	BB	SO	WP	BK	AVG
2015	DSL Astros Orange	1-2	4.37	11	9	0	0	0	35.0	34	136	22	17	1	1	11	44	5	0	.250
	GCL Astros	0-2	4.80	5	1	0	0	0	15.0	19	65	9	8	0	0	3	17	0	0	.292
2016	Quad Cities	3-3	2.84	15	10	0	0	1	66.2	63	252	24	21	1	2	19	75	7	1	.250
2017	Buies Creek	4-2	2.98	12	10	1	0	2	54.1	38	199	20	18	4	1	16	53	7	0	.191
	Corpus Christi	2-1	3.09	7	6	0	0	1	32.0	33	124	13	11	2	1	11	25	1	0	.266
MINOR LEAGUE TOTALS		10-10	3.33	50	36	1	0	4	203.0	187	776	88	75	8	5	60	214	20	1	.241

RIGHANDED PITCHER

BORN: December 6, 1997 - Valencia, VZ

RESIDENCE: Carabobo, VZ

PEREZ, LUIS ALEJANDRO

HEIGHT: 6-1

BATS: L

WEIGHT: 165

THROWS: L

RECOMMENDED/SIGNED BY: Alejandro Rodriguez/Raul Leiva (Tigers)

HOW OBTAINED: Signed by the Tigers as a non-drafted free agent on July 4, 2016

Year	Club	W-L	ERA	G	GS	CG	SHO	SV	IP	H	AB	R	ER	HR	HB	BB	SO	WP	BK	AVG
2017	DSL Tigers	1-1	4.66	6	0	0	0	0	9.2	9	36	5	5	0	0	6	7	0	1	.250

LEFTHANDED PITCHER

BORN: October 10, 1999 - Barinas, VZ

RESIDENCE: Barinas, VZ

PEREZ, WENCEEL XAVIER

HEIGHT: 5-11

BATS: S

WEIGHT: 170

THROWS: R

RECOMMENDED/SIGNED BY: Ramon Perez/Carlos Santana (Tigers)

HOW OBTAINED: Signed by the Tigers as a non-drafted free agent on July 2, 2016

Year	Club	AVG	G	AB	R	H	TB	2B	3B	HR	RBI	SH	SF	HB	BB	SO	SB	CS	OBP	SLG	E
2017	DSL Tigers	.314	61	226	31	71	81	8	1	0	22	2	2	1	27	21	16	6	.387	.358	22

SHORTSTOP

BORN: October 30, 1999 - Azua, DR

RESIDENCE: Azua, DR

PEREZ, YERJEMI

HEIGHT: 6-1

BATS: R

WEIGHT: 165

THROWS: R

RECOMMENDED/SIGNED BY: Ramon Perez/Aldo Perez (Tigers)

HOW OBTAINED: Signed by the Tigers as a non-drafted free agent on July 4, 2016

Year	Club	AVG	G	AB	R	H	TB	2B	3B	HR	RBI	SH	SF	HB	BB	SO	SB	CS	OBP	SLG	E
2017	DSL Tigers	.239	51	163	18	39	44	3	1	0	13	4	2	4	13	40	4	2	.308	.270	19

SHORTSTOP

BORN: February 6, 2000 - Santiago, DR

RESIDENCE: Santiago, DR

PETERSON, COLE

HEIGHT: 5-11

BATS: L

WEIGHT: 160

THROWS: R

RECOMMENDED/SIGNED BY: Jim Bretz (Tigers)

SCHOOL: St. Bonaventure University

HOW OBTAINED: Selected by the Tigers in the 13th round of the June 2017 draft

Year	Club	AVG	G	AB	R	H	TB	2B	3B	HR	RBI	SH	SF	HB	BB	SO	SB	CS	OBP	SLG	E
2017	Connecticut	.246	55	183	28	45	50	5	0	0	16	1	5	1	11	24	6	3	.285	.273	7

SHORTSTOP

BORN: August 2, 1995 - Johnsonburg, PA

RESIDENCE: Johnsonburg, PA



TIGERS MINOR LEAGUE PLAYERS

PINA, JOSE MIGUEL

HEIGHT: 6-3
WEIGHT: 170

BATS: R
THROWS: R

RECOMMENDED/SIGNED BY: Alejandro Rodriguez/Delvis Pacheco (Tigers)

HOW OBTAINED: Signed by the Tigers as a non-drafted free agent on September 5, 2017

Year	Club	W-L	ERA	G	GS	CG	SHO	SV	IP	H	AB	R	ER	HR	HB	BB	SO	WP	BK	AVG
(2018 will be first professional season)																				

RIGHTHANDED PITCHER

BORN: May 24, 2001 - Aragua, VZ
RESIDENCE: Aragua, VZ

PINALES, ERICK

HEIGHT: 6-2
WEIGHT: 185

BATS: R
THROWS: R

RECOMMENDED/SIGNED BY: Aldo Perez/Carlos Santana (Tigers)

HOW OBTAINED: Signed by the Tigers as a non-drafted free agent on January 19, 2018

Year	Club	W-L	ERA	G	GS	CG	SHO	SV	IP	H	AB	R	ER	HR	HB	BB	SO	WP	BK	AVG
(2018 will be first professional season)																				

RIGHTHANDED PITCHER

BORN: January 27, 1999 - San Cristobal, DR
RESIDENCE: San Cristobal, DR

PINERO, DANIEL

HEIGHT: 6-5
WEIGHT: 210

BATS: R
THROWS: R

RECOMMENDED/SIGNED BY: Oneri Fleita (Tigers)

SCHOOL: University of Virginia

HOW OBTAINED: Selected by the Tigers in the ninth round of the June 2016 draft

Year	Club	AVG	G	AB	R	H	TB	2B	3B	HR	RBI	SH	SF	HB	BB	SO	SB	CS	OBP	SLG	E
2016	GCL Tigers West	.333	7	24	6	8	16	2	0	2	6	0	0	0	5	2	0	2	.448	.667	0
	Connecticut	.261	43	142	20	37	45	6	1	0	16	0	5	4	24	28	2	3	.371	.317	9
2017	West Michigan	.289	120	422	61	122	168	26	4	4	56	3	8	7	57	68	5	2	.377	.398	6
MINOR LEAGUE TOTALS		.284	170	588	87	167	229	34	5	6	78	3	13	11	86	98	7	7	.378	.389	15

SHORTSTOP

BORN: May 2, 1994 - Toronto, CAN
RESIDENCE: Ft. Worth, TX

PINTO, WLAJIMIR RAMON

HEIGHT: 5-11
WEIGHT: 170

BATS: R
THROWS: R

RECOMMENDED/SIGNED BY: Alejandro Rodriguez/Delvis Pacheco (Tigers)

HOW OBTAINED: Signed by the Tigers as a non-drafted free agent on November 24, 2014

Year	Club	W-L	ERA	G	GS	CG	SHO	SV	IP	H	AB	R	ER	HR	HB	BB	SO	WP	BK	AVG
2015	VSL Tigers	2-1	3.90	16	0	0	0	1	27.2	16	96	14	12	0	5	28	24	5	4	.167
2016	GCL Tigers East	1-1	2.66	16	0	0	0	1	23.2	11	82	8	7	0	3	10	32	3	1	.134
2017	Connecticut	1-0	0.00	8	0	0	0	4	9.2	2	31	0	0	0	1	0	18	0	0	.065
	West Michigan	0-0	0.00	1	0	0	0	0	0.1	1	2	0	0	0	0	0	0	0	0	.500
MINOR LEAGUE TOTALS		4-2	2.79	41	0	0	0	6	61.1	30	211	22	19	0	9	38	74	8	5	.142

RIGHTHANDED PITCHER

BORN: February 12, 1998 - Maracay, VZ
RESIDENCE: Villa de Cura, VZ

POLICELLI, BRADEN MERRITT (BRADY)

HEIGHT: 5-10
WEIGHT: 195

BATS: R
THROWS: R

RECOMMENDED/SIGNED BY: Oneri Fleita (Tigers)

SCHOOL: Towson University

HOW OBTAINED: Selected by the Tigers in the 13th round of the June 2016 draft

Year	Club	AVG	G	AB	R	H	TB	2B	3B	HR	RBI	SH	SF	HB	BB	SO	SB	CS	OBP	SLG	E
2016	GCL Tigers West	.333	10	27	6	9	13	4	0	0	2	0	0	1	3	7	0	2	.419	.481	4
	Connecticut	.120	16	50	1	6	7	1	0	0	1	0	0	1	3	15	0	0	.185	.140	1
2017	Lakeland	.200	4	10	2	4	4	0	1	0	1	0	1	0	1	3	0	0	.250	.400	0
MINOR LEAGUE TOTALS		.195	30	87	9	17	24	5	1	0	4	0	1	2	7	25	0	2	.268	.276	5

CATCHER

BORN: June 24, 1995 - Georgetown, DC
RESIDENCE: Walkersville, MD

QUERO, JOSE DANIEL

HEIGHT: 6-0
WEIGHT: 190

BATS: L
THROWS: L

RECOMMENDED/SIGNED BY: Alejandro Rodriguez/Jesus Mendoza (Tigers)

HOW OBTAINED: Signed by the Tigers as a non-drafted free agent on November 2, 2015

Year	Club	AVG	G	AB	R	H	TB	2B	3B	HR	RBI	SH	SF	HB	BB	SO	SB	CS	OBP	SLG	E
2016	DSL Tigers	.335	55	179	33	60	76	6	2	2	34	2	1	6	36	29	1	1	.459	.425	6
2017	GCL Tigers West	.256	40	156	25	40	64	6	0	6	26	0	2	2	13	32	0	1	.318	.410	4
	West Michigan	.118	9	34	2	4	4	0	0	0	0	0	0	1	11	0	0	0	.143	.118	0
MINOR LEAGUE TOTALS		.282	104	369	60	104	144	12	2	8	60	2	3	8	50	72	1	2	.377	.390	10

OUTFIELDER

BORN: September 5, 1998 - Barquisimeto, VZ
RESIDENCE: Barquisimeto, VZ

QUINONES, EMMANUEL

HEIGHT: 6-1
WEIGHT: 185

BATS: R
THROWS: R

RECOMMENDED/SIGNED BY: XAlejandro Rodriguez (Tigers)

HOW OBTAINED: Signed by the Tigers as a non-drafted free agent on July 24, 2017

Year	Club	W-L	ERA	G	GS	CG	SHO	SV	IP	H	AB	R	ER	HR	HB	BB	SO	WP	BK	AVG
(2018 will be first professional season)																				

RIGHTHANDED PITCHER

BORN: April 15, 1999 - Veracruz, MEX
RESIDENCE: Veracruz, MEX

TIGERS MINOR LEAGUE PLAYERS



QUINTANA, GABRIEL ANDRES

HEIGHT: 6-2
WEIGHT: 190

BATS: R
THROWS: R

THIRD BASEMAN

BORN: September 7, 1992 - Loma De Cabrera, DR
RESIDENCE: Azua, DR

HOW OBTAINED: Signed by the Tigers as a Minor League free agent on January 4, 2017

Year	Club	AVG	G	AB	R	H	TB	2B	3B	HR	RBI	SH	SF	HB	BB	SO	SB	CS	OBP	SLG	E
2010	DSL Padres	.194	61	211	30	41	58	14	0	1	24	0	3	7	19	56	6	4	.279	.275	34
2011	DSL Padres	.284	60	211	35	60	97	16	0	7	34	0	2	9	18	55	3	3	.363	.460	25
	AZL Padres	.267	8	30	3	8	12	1	0	1	3	0	0	0	3	6	0	1	.333	.400	3
2012	AZL Padres	.291	37	151	25	44	73	10	2	5	36	0	1	5	6	37	2	1	.337	.483	17
	Eugene	.230	16	61	2	14	19	2	0	1	8	0	2	0	1	18	0	0	.234	.311	5
2013	AZL Padres	.333	6	21	4	7	9	2	0	0	3	0	0	2	1	4	0	0	.417	.429	2
	Fort Wayne	.305	88	347	50	106	155	20	1	9	44	0	2	5	11	91	6	2	.334	.447	27
2014	Lake Elsinore	.263	130	529	77	139	228	35	0	18	84	0	5	11	21	150	4	1	.302	.431	24
2015	Lake Elsinore	.245	117	461	58	113	182	31	1	12	54	1	4	1	16	107	1	4	.270	.395	21
	San Antonio	.308	10	39	11	12	28	4	0	4	9	0	0	1	0	13	0	0	.325	.718	6
2016	San Antonio	.241	130	456	53	110	202	28	2	20	73	2	2	7	20	138	5	3	.282	.443	8
2017	Erie	.265	118	434	61	115	217	30	3	22	73	1	7	4	20	124	1	0	.299	.500	14
MINOR LEAGUE TOTALS		.261	781	2951	409	769	1280	193	9	100	445	4	28	52	136	799	28	19	.302	.434	186

RAMIREZ, JOSE ERNESTO

HEIGHT: 6-1
WEIGHT: 170

BATS: R
THROWS: R

RIGHTHANDED PITCHER

BORN: August 18, 1997 - Santo Domingo, DR
RESIDENCE: Santo Domingo, DR

RECOMMENDED/SIGNED BY: Ramon Perez/Carlos Santana (Tigers)

HOW OBTAINED: Signed by the Tigers as a non-drafted free agent on October 8, 2015

Year	Club	W-L	ERA	G	GS	CG	SHO	SV	IP	H	AB	R	ER	HR	HB	BB	SO	WP	BK	AVG	
2016	DSL Tigers	2-2	8.28	16	0	0	0	0	25.0	22	94	33	23	1	11	30	20	16	3	.234	
2017	Did Not Pitch																				

RAMOS, MELVIN MANUEL

HEIGHT: 5-11
WEIGHT: 156

BATS: S
THROWS: R

SHORTSTOP

BORN: December 26, 1998 - Santo Domingo, DR
RESIDENCE: Samana, DR

RECOMMENDED/SIGNED BY: Ramon Perez/Carlos Santana (Tigers)

HOW OBTAINED: Signed by the Tigers as a non-drafted free agent on July 3, 2015

Year	Club	AVG	G	AB	R	H	TB	2B	3B	HR	RBI	SH	SF	HB	BB	SO	SB	CS	OBP	SLG	E
2016	DSL Tigers	.234	60	167	38	39	59	9	4	1	19	6	0	5	32	54	3	3	.373	.353	17
2017	GCL Tigers East	.206	34	97	15	20	26	1	1	1	7	1	2	1	15	34	4	3	.313	.268	6
MINOR LEAGUE TOTALS		.223	94	264	53	59	85	10	5	2	26	7	2	6	47	88	7	6	.351	.322	23

RANGEL, WIRLIEL JOSE

HEIGHT: 5-11
WEIGHT: 180

BATS: R
THROWS: R

RIGHTHANDED PITCHER

BORN: April 25, 2000 - Ciudad Guayana, VZ
RESIDENCE: Ciudad Guayana, VZ

RECOMMENDED/SIGNED BY: Jesus Mendoza/Delvis Pacheco (Tigers)

HOW OBTAINED: Signed by the Tigers as a non-drafted free agent on December 12, 2017

Year	Club	W-L	ERA	G	GS	CG	SHO	SV	IP	H	AB	R	ER	HR	HB	BB	SO	WP	BK	AVG
(2018 will be first professional season)																				

RAVENELLE, ADAM SCHUMANN

HEIGHT: 6-3
WEIGHT: 199

BATS: R
THROWS: R

RIGHTHANDED PITCHER

BORN: October 5, 1992 - Boston, MA
RESIDENCE: Nashville, TN

RECOMMENDED/SIGNED BY: Harold Zonder (Tigers)

SCHOOL: Vanderbilt University

HOW OBTAINED: Selected by the Tigers in the fourth round of the June 2014 draft

Year	Club	W-L	ERA	G	GS	CG	SHO	SV	IP	H	AB	R	ER	HR	HB	BB	SO	WP	BK	AVG
2014	GCL Tigers	0-0	0.00	1	0	0	0	0	1.0	0	3	0	0	0	0	0	1	0	0	.000
	West Michigan	0-0	0.00	2	0	0	0	1	3.0	0	9	0	0	0	0	0	5	0	0	.000
2015	GCL Tigers	0-0	0.00	2	0	0	0	0	4.0	0	12	0	0	0	0	3	1	0	0	.000
	West Michigan	2-0	3.93	19	0	0	0	0	34.1	31	130	16	15	2	1	19	40	2	0	.238
2016	Lakeland	2-1	2.86	23	0	0	0	3	28.1	17	101	10	9	3	2	17	34	1	1	.168
	Erie	1-1	4.85	27	0	0	0	1	29.2	30	113	18	16	4	0	16	23	3	0	.265
2017	Erie	0-5	5.16	42	0	0	0	1	52.1	59	203	33	30	8	0	21	49	2	0	.291
MINOR LEAGUE TOTALS		5-7	4.13	116	0	0	0	6	152.2	137	571	77	70	17	3	76	153	8	1	.240

REA, YANDY JESUS

HEIGHT: 6-0
WEIGHT: 165

BATS: R
THROWS: R

CATCHER

BORN: June 12, 2000 - Carabobo, VZ
RESIDENCE: Carabobo, VZ

RECOMMENDED/SIGNED BY: Jesus Mendoza/Delvis Pacheco (Tigers)

HOW OBTAINED: Signed by the Tigers as a non-drafted free agent on November 9, 2017

Year	Club	AVG	G	AB	R	H	TB	2B	3B	HR	RBI	SH	SF	HB	BB	SO	SB	CS	OBP	SLG	E
(2018 will be first professional season)																					



TIGERS MINOR LEAGUE PLAYERS

REINA, JOSE HUMBERTO

HEIGHT: 6-2
WEIGHT: 160
RECOMMENDED/SIGNED BY: Alejandro Rodriguez/Oscar Garcia (Tigers)
HOW OBTAINED: Signed by the Tigers as a non-drafted free agent on July 5, 2017

OUTFIELDER

BATS: R
THROWS: R
BORN: February 28, 2001 - Caracas, VZ
RESIDENCE: Miranda, VZ

Year	Club	AVG	G	AB	R	H	TB	2B	3B	HR	RBI	SH	SF	HB	BB	SO	SB	CS	OBP	SLG	E
------	------	-----	---	----	---	---	----	----	----	----	-----	----	----	----	----	----	----	----	-----	-----	---

(2018 will be first professional season)

REMES, TIMOTHY ASHER (TIM)

HEIGHT: 6-0
WEIGHT: 212
RECOMMENDED/SIGNED BY: Murray Cook (Tigers)
SCHOOL: Santa Fe Community College (FL)
HOW OBTAINED: Signed by the Tigers as a non-drafted free agent on June 13, 2012

CATCHER

BORN: June 17, 1992 - Coral Springs, FL
RESIDENCE: Lauderhill, FL

Year	Club	AVG	G	AB	R	H	TB	2B	3B	HR	RBI	SH	SF	HB	BB	SO	SB	CS	OBP	SLG	E
2012	GCL Tigers	.221	24	77	15	17	27	7	0	1	10	2	1	1	17	23	0	0	.365	.351	2
	Connecticut	.103	14	39	2	4	5	1	0	0	1	1	0	1	10	19	1	0	.300	.128	0
2013	GCL Tigers	.272	25	81	15	22	41	4	0	5	19	0	1	3	13	20	0	0	.388	.506	2
	Connecticut	.143	3	7	1	1	1	0	0	0	0	0	0	0	4	4	0	1	.455	.143	0
2014	Connecticut	.243	24	70	7	17	26	3	0	2	8	0	1	0	11	24	0	0	.341	.371	2
	West Michigan	.159	27	88	9	14	21	1	0	2	9	4	1	1	13	32	1	0	.272	.239	6
2015	Lakeland	.232	25	82	6	19	24	2	0	1	3	2	0	0	9	27	0	0	.308	.293	1
2016	Lakeland	.170	16	53	5	9	19	1	0	3	5	0	0	0	7	18	0	0	.267	.358	2
	Erie	.250	2	8	2	2	6	1	0	1	3	0	0	0	0	2	0	0	.250	.750	1
2017	West Michigan	.000	2	5	0	0	0	0	0	0	0	0	0	0	1	4	0	0	.167	.000	1
	Lakeland	.188	6	16	2	3	4	1	0	0	1	0	0	4	9	0	0	.350	.250	1	
	Erie	.143	28	84	5	12	15	1	1	0	6	3	2	0	3	36	0	0	.169	.179	1
MINOR LEAGUE TOTALS		.197	196	610	69	120	189	22	1	15	65	13	6	6	92	218	2	1	.305	.310	19

REUSS, GRANT

HEIGHT: 6-5
WEIGHT: 215
RECOMMENDED/SIGNED BY: Jeff Kunkel (Tigers)
SCHOOL: University of Michigan
HOW OBTAINED: Selected by the Tigers in the 29th round of the June 2017 draft

LEFTHANDED PITCHER

BORN: May 23, 1996 - Bloomfield Hills, MI
RESIDENCE: Bloomfield Hills, MI

Year	Club	W-L	ERA	G	GS	CG	SHO	SV	IP	H	AB	R	ER	HR	HB	BB	SO	WP	BK	AVG
2017	GCL Tigers West	1-2	21.73	16	0	0	0	0	13.2	15	52	37	33	1	6	41	9	13	1	.288

RIVERA, REYNALDO

HEIGHT: 6-6
WEIGHT: 215
RECOMMENDED/SIGNED BY: Bryson Barber (Tigers)
SCHOOL: Chipola Junior College (FL)
HOW OBTAINED: Selected by the Tigers in the second round of the June 2017 draft

OUTFIELDER

BORN: June 14, 1997 - San Juan, PR
RESIDENCE: West Palm Beach, FL

Year	Club	AVG	G	AB	R	H	TB	2B	3B	HR	RBI	SH	SF	HB	BB	SO	SB	CS	OBP	SLG	E
------	------	-----	---	----	---	---	----	----	----	----	-----	----	----	----	----	----	----	----	-----	-----	---

2017	Connecticut	.187	52	182	16	34	51	9	1	2	26	0	5	2	18	55	3	1	.261	.280	6
------	-------------	------	----	-----	----	----	----	---	---	---	----	---	---	---	----	----	---	---	------	------	---

ROBSON, JACOB CHARLES (JAKE)

HEIGHT: 5-10
WEIGHT: 182
RECOMMENDED/SIGNED BY: Justin Henry (Tigers)
SCHOOL: Mississippi State University
HOW OBTAINED: Selected by the Tigers in the eighth round of the June 2016 draft

CENTER FIELDER

BORN: November 20, 1994 - London, ON, CAN
RESIDENCE: Starkville, MS

Year	Club	AVG	G	AB	R	H	TB	2B	3B	HR	RBI	SH	SF	HB	BB	SO	SB	CS	OBP	SLG	E
2016	GCL Tigers West	.267	28	101	16	27	35	4	2	0	5	1	0	0	16	22	14	4	.368	.347	1
	Connecticut	.329	21	76	14	25	35	5	1	1	6	0	0	0	15	20	1	2	.440	.461	1
2017	West Michigan	.329	60	228	38	75	90	10	1	1	27	5	2	1	31	59	5	9	.408	.395	1
	Lakeland	.277	58	224	27	62	87	11	4	2	18	4	1	3	23	59	16	9	.351	.388	0
MINOR LEAGUE TOTALS		.300	167	629	95	189	247	30	8	4	56	10	3	4	85	160	36	24	.386	.393	3

RODRIGUEZ, ELVIN MIGUEL

HEIGHT: 6-3
WEIGHT: 151
HOW OBTAINED: Acquired by the Tigers along with Grayson Long from Los Angeles (AL) in exchange for Justin Upton on August 31, 2017

RIGHTHANDED PITCHER

BORN: March 31, 1998 - San Cristobal, DR
RESIDENCE: Bani, DR

Year	Club	W-L	ERA	G	GS	CG	SHO	SV	IP	H	AB	R	ER	HR	HB	BB	SO	WP	BK	AVG
2015	DSL Angels	0-6	4.59	12	11	0	0	0	51.0	48	192	29	26	4	9	19	36	2	1	.250
2016	DSL Angels	2-0	1.50	7	6	0	0	0	30.0	14	101	5	5	2	0	8	34	0	0	.139
	AZL Angels	2-2	1.57	7	5	0	0	2	28.2	18	102	6	5	1	1	6	23	2	0	.176
2017	Orem	5-1	2.50	11	11	0	0	0	54.0	45	201	18	15	5	6	11	49	1	0	.224
	Burlington	0-2	4.50	3	3	0	0	0	14.0	20	58	9	7	2	1	3	12	4	0	.345
MINOR LEAGUE TOTALS		9-11	2.94	40	36	0	0	2	177.2	145	654	67	58	14	17	47	154	9	1	.222

TIGERS MINOR LEAGUE PLAYERS



RODRIGUEZ, HECTOR JESUS

HEIGHT: 6-4

WEIGHT: 210

RECOMMENDED/SIGNED BY: Alejandro Rodriguez/Jesus Mendoza (Tigers)

HOW OBTAINED: Signed by the Tigers as a non-drafted free agent on June 13, 2014

Year	Club	W-L	ERA	G	GS	CG	SHO	SV	IP	H	AB	R	ER	HR	HB	BB	SO	WP	BK	AVG
2014	VSL Tigers	1-1	2.35	5	0	0	0	0	7.2	5	26	3	2	0	2	3	5	1	0	.192
2015	VSL Tigers	2-3	3.48	24	0	0	0	14	31.0	28	123	15	12	1	3	8	34	6	0	.228
2016	GCL Tigers East	5-0	1.95	16	0	0	0	0	27.2	21	99	11	6	0	1	16	23	7	1	.212
2017	GCL Tigers East	0-0	6.20	14	0	0	0	0	20.1	15	75	15	14	3	2	24	11	6	0	.200
MINOR LEAGUE TOTALS		8-4	3.53	59	0	0	0	14	86.2	69	323	44	34	4	8	51	73	20	1	.214

RODRIGUEZ, HERLIS ELIAN

HEIGHT: 6-0

WEIGHT: 170

RECOMMENDED/SIGNED BY: Signed by the Tigers as a Minor League free agent on January 15, 2018

Year	Club	AVG	G	AB	R	H	TB	2B	3B	HR	RBI	SH	SF	HB	BB	SO	SB	CS	OBP	SLG	E
2011	VSL Phillies	.289	45	159	19	46	63	5	3	2	19	5	1	2	15	20	3	7	.356	.396	1
2012	GCL Phillies	.221	38	95	12	21	30	4	1	1	7	1	1	0	6	23	0	2	.265	.316	3
2013	GCL Phillies	.389	28	90	17	35	48	7	0	2	15	1	3	0	10	15	4	5	.437	.533	1
	Williamsport	.204	13	49	3	10	12	2	0	0	4	1	0	1	5	5	3	0	.291	.245	1
2014	Williamsport	.176	5	17	5	3	4	1	0	0	2	0	0	0	2	4	0	1	.263	.235	0
	Lakewood	.111	5	9	1	1	3	0	1	0	0	0	0	0	2	1	1	0	.273	.333	0
	Clearwater	.314	18	51	2	16	19	3	0	0	3	3	0	0	1	8	0	2	.327	.373	1
2015	Lakewood	.294	120	445	61	131	189	20	4	10	61	9	8	6	28	71	16	10	.339	.425	7
2016	Clearwater	.213	48	141	11	30	39	2	2	1	11	1	1	4	10	19	3	3	.282	.277	1
2017	Clearwater	.272	52	184	20	50	83	8	2	7	23	5	0	3	22	39	7	3	.359	.451	2
	Reading	.280	9	25	2	7	12	2	0	1	3	0	0	0	8	0	0	0	.280	.480	0
	Lehigh Valley	.216	48	148	16	32	47	6	0	3	8	2	1	4	5	36	3	2	.259	.318	2
MINOR LEAGUE TOTALS		.270	429	1413	169	382	549	60	13	27	156	28	15	20	106	249	40	35	.327	.389	19

RODRIGUEZ, JESUS GREGORIO

HEIGHT: 6-3

WEIGHT: 170

RECOMMENDED/SIGNED BY: Alejandro Rodriguez (Tigers)

HOW OBTAINED: Signed by the Tigers as a non-drafted free agent on July 3, 2014

Year	Club	W-L	ERA	G	GS	CG	SHO	SV	IP	H	AB	R	ER	HR	HB	BB	SO	WP	BK	AVG
2015	VSL Tigers	6-1	2.18	13	8	0	0	0	53.2	40	186	14	13	2	4	6	30	2	0	.215
2016	GCL Tigers East	1-0	4.38	11	1	0	0	0	24.2	20	93	16	12	4	4	13	17	1	1	.215
2017	GCL Tigers East	3-3	3.26	11	11	0	0	0	58.0	59	230	31	21	4	4	10	27	3	1	.257
MINOR LEAGUE TOTALS		10-4	3.04	35	20	0	0	0	136.1	119	509	61	46	10	12	29	74	6	2	.234

RODRIGUEZ, JOSE MIGUEL

HEIGHT: 6-1

WEIGHT: 170

RECOMMENDED/SIGNED BY: Aldo Perez/Carlos Santana (Tigers)

HOW OBTAINED: Signed by the Tigers as a non-drafted free agent on July 3, 2017

Year	Club	AVG	G	AB	R	H	TB	2B	3B	HR	RBI	SH	SF	HB	BB	SO	SB	CS	OBP	SLG	E
(2018 will be first professional season)																					

RODRIGUEZ, ORBANDY

HEIGHT: 6-6

WEIGHT: 200

RECOMMENDED/SIGNED BY: Signed by the Tigers as a Minor League free agent on January 12, 2018

Year	Club	W-L	ERA	G	GS	CG	SHO	SV	IP	H	AB	R	ER	HR	HB	BB	SO	WP	BK	AVG
2008	DSL D-backs	3-6	4.01	12	11	0	0	0	42.2	39	157	25	19	2	5	19	31	4	0	.248
2009	DSL D-backs	0-1	2.08	3	1	0	0	0	4.1	2	14	3	1	0	0	4	5	1	0	.143
2013	AZL Cubs	3-1	1.26	10	0	0	0	0	14.1	11	52	3	2	0	1	4	22	0	0	.212
	Boise	1-2	6.10	5	1	0	0	0	10.1	14	44	8	7	0	1	2	9	4	0	.318
MINOR LEAGUE TOTALS		7-10	3.64	30	13	0	0	0	71.2	66	267	39	29	2	7	29	67	9	0	.247

ROMERO, DIOSFER

HEIGHT: 5-11

WEIGHT: 175

RECOMMENDED/SIGNED BY: Ramon Perez/Carlos Santana (Tigers)

HOW OBTAINED: Signed by the Tigers as a non-drafted free agent on November 6, 2014

Year	Club	W-L	ERA	G	GS	CG	SHO	SV	IP	H	AB	R	ER	HR	HB	BB	SO	WP	BK	AVG
2015	DSL Tigers	2-2	5.40	11	0	0	0	1	26.2	18	90	18	16	0	3	21	29	5	1	.200
2016	Did Not Pitch																			
2017	Did Not Pitch																			



TIGERS MINOR LEAGUE PLAYERS

ROSA, DYLAN

HEIGHT: 6-1
WEIGHT: 210
RECOMMENDED/SIGNED BY: Jeff Kunkel (Tigers)
SCHOOL: Kent State University

HOW OBTAINED: Selected by the Tigers in the 18th round of the June 2017 draft

Year	Club	AVG	G	AB	R	H	TB	2B	3B	HR	RBI	SH	SF	HB	BB	SO	SB	CS	OBP	SLG	E
2017	GCL Tigers West	.000	1	2	0	0	0	0	0	0	1	0	1	0	0	1	0	0	.000	.000	0
	Connecticut	.213	43	141	17	30	48	6	0	4	18	1	3	0	17	56	8	2	.292	.340	7
MINOR LEAGUE TOTALS		.210	44	143	17	30	48	6	0	4	19	1	4	0	17	57	8	2	.287	.336	7

LEFT FIELDER

BORN: June 27, 1996 - Chicago, IL
RESIDENCE: Aurora, IL

RUSSELL, JAMES CLAYTON

HEIGHT: 6-4
WEIGHT: 205
SCHOOL: University of Texas

HOW OBTAINED: Signed by the Tigers as a Minor League free agent on January 24, 2018

Year	Club	W-L	ERA	G	GS	CG	SHO	SV	IP	H	AB	R	ER	HR	HB	BB	SO	WP	BK	AVG
2007	AZL Cubs	0-0	0.00	1	1	0	0	0	2.0	0	6	0	0	0	0	0	2	0	0	.000
	Peoria	0-0	0.00	2	2	0	0	0	7.0	3	22	0	0	0	0	4	9	0	0	.136
2008	Daytona	2-2	3.51	8	8	0	0	0	41.0	36	148	18	16	4	0	13	24	0	0	.243
	Tennessee	4-8	6.36	18	17	0	0	0	86.1	111	352	64	61	18	6	25	62	4	0	.315
2009	Tennessee	2-3	5.11	11	5	0	0	0	37.0	45	149	24	21	5	1	9	26	3	0	.302
	Iowa	3-3	3.43	26	7	0	0	0	65.2	71	264	25	25	6	0	19	46	2	0	.269
2010	Iowa	0-0	5.73	5	0	0	0	0	11.0	11	42	7	7	5	1	4	10	0	0	.262
	Chicago (NL)	1-1	4.96	57	0	0	0	0	49.0	55	197	37	27	11	4	11	42	2	0	.279
2011	Chicago (NL)	1-6	4.12	64	5	0	0	0	67.2	76	266	37	31	12	2	14	43	1	0	.286
2012	Chicago (NL)	7-1	3.25	77	0	0	2	69.1	67	263	28	25	5	1	23	55	1	1	1	.255
2013	Chicago (NL)	1-6	3.59	74	0	0	0	0	52.2	46	193	21	21	7	1	18	37	1	0	.238
2014	Chicago (NL)	0-2	3.51	44	0	0	0	1	33.1	24	119	14	13	3	1	16	26	1	0	.202
	Atlanta	0-0	2.22	22	1	0	0	0	24.1	21	90	6	6	0	0	4	16	0	0	.233
2015	Iowa	2-0	2.45	9	0	0	0	3	11.0	8	39	5	3	0	0	4	13	0	0	.205
	Chicago (NL)	0-2	5.29	49	0	0	0	1	34.0	42	137	24	20	3	0	9	20	0	0	.307
2016	Lehigh Valley	3-5	4.29	29	13	0	0	0	79.2	88	323	43	38	11	2	19	49	1	0	.272
	Philadelphia	0-0	18.69	7	0	0	0	0	4.1	9	21	9	9	2	0	5	4	0	0	.429
MINOR LEAGUE TOTALS		16-21	4.52	109	53	0	0	3	340.2	373	1345	186	171	49	10	97	241	10	0	.277
MAJOR LEAGUE TOTALS		10-18	4.09	394	6	0	0	4	334.2	340	1286	176	152	43	9	100	243	6	1	.264

LEFTHANDED PITCHER

BORN: January 8, 1986 - Cincinnati, OH
RESIDENCE: Colleyville, TX

SALAS, JOSE FRANCISCO

HEIGHT: 6-0
WEIGHT: 160
RECOMMENDED/SIGNED BY: Alejandro Rodriguez/Delvis Pacheco (Tigers)
HOW OBTAINED: Signed by the Tigers as a non-drafted free agent on July 2, 2014

Year	Club	AVG	G	AB	R	H	TB	2B	3B	HR	RBI	SH	SF	HB	BB	SO	SB	CS	OBP	SLG	E
2015	VSL Tigers	.270	49	196	29	53	68	9	0	2	20	1	0	3	10	27	0	7	.316	.347	16
2016	GCL Tigers East	.222	48	158	19	35	44	5	2	0	14	3	1	5	11	25	1	6	.291	.278	10
2017	GCL Tigers West	.272	34	103	15	28	34	3	0	1	5	0	0	4	8	16	4	2	.348	.330	7
	Lakeland	.067	5	15	1	1	1	0	0	0	1	1	1	1	1	2	0	0	.167	.067	0
MINOR LEAGUE TOTALS		.248	136	472	64	117	147	17	2	3	40	5	2	13	30	70	5	15	.309	.311	33

SHORTSTOP

BORN: April 17, 1997 - Villa de Cura, VZ
RESIDENCE: San Francisco de Asis, VZ

SALAZAR, JOSEPH JHONAIKER

HEIGHT: 6-1
WEIGHT: 175
RECOMMENDED/SIGNED BY: Alejandro Rodriguez/Oscar Garcia (Tigers)
HOW OBTAINED: Signed by the Tigers as a non-drafted free agent on July 6, 2016

Year	Club	W-L	ERA	G	GS	CG	SHO	SV	IP	H	AB	R	ER	HR	HB	BB	SO	WP	BK	AVG
2017	DSL Tigers	1-2	2.35	13	5	0	0	0	46.0	41	177	22	12	0	4	17	31	9	0	.232

RIGHANDED PITCHER

BORN: September 24, 1999 - Caracas, VZ
RESIDENCE: Caracas, VZ

SALTER, BLAISE CHRISTOPHER

HEIGHT: 6-5
WEIGHT: 263
RECOMMENDED/SIGNED BY: Tom Osowski (Tigers)

SCHOOL: Michigan State University

HOW OBTAINED: Selected by the Tigers in the 31st round of the June 2015 draft

Year	Club	AVG	G	AB	R	H	TB	2B	3B	HR	RBI	SH	SF	HB	BB	SO	SB	CS	OBP	SLG	E
2015	GCL Tigers	.293	36	133	22	39	55	8	1	2	21	0	1	3	6	23	0	0	.336	.414	3
2016	Connecticut	.263	60	236	16	62	84	11	1	3	42	0	3	7	7	39	1	0	.300	.356	4
2017	West Michigan	.330	66	261	39	86	133	29	0	6	53	0	5	6	17	47	2	0	.377	.510	8
	Lakeland	.271	55	210	21	57	77	10	2	2	22	0	1	5	13	41	0	0	.328	.367	2
MINOR LEAGUE TOTALS		.290	217	840	98	244	349	58	4	13	138	0	10	21	43	150	3	0	.337	.415	17

FIRST BASEMAN

BORN: June 25, 1993 - Detroit, MI
RESIDENCE: Bloomfield Hills, MI

TIGERS MINOR LEAGUE PLAYERS



SANDOVAL, JHON EYDER

HEIGHT: 6-2
WEIGHT: 172
RECOMMENDED/SIGNED BY: Alejandro Rodriguez/Jesus Mendoza (Tigers)
HOW OBTAINED: Signed by the Tigers as a non-drafted free agent on July 4, 2016

Year	Club	AVG	G	AB	R	H	TB	2B	3B	HR	RBI	SH	SF	HB	BB	SO	SB	CS	OBP	SLG	E
2017	DSL Tigers	.206	42	141	17	29	52	6	4	3	16	2	0	1	8	69	1	1	.253	.369	4

LEFT FIELDER

BATS: R
THROWS: R
BORN: November 14, 1999 - Chivacoa, VZ
RESIDENCE: Chivacoa, VZ

SANTANA, ANDY VLADIMIR

HEIGHT: 6-3
WEIGHT: 190
RECOMMENDED/SIGNED BY: Carlos Santana/Ramon Perez (Tigers)
HOW OBTAINED: Signed by the Tigers as a non-drafted free agent on August 26, 2016

Year	Club	W-L	ERA	G	GS	CG	SHO	SV	IP	H	AB	R	ER	HR	HB	BB	SO	WP	BK	AVG
2017	DSL Tigers	1-6	5.23	14	10	0	0	0	41.1	52	180	31	24	2	4	22	38	9	1	.289

RIGHTHANDED PITCHER

BORN: October 27, 1999 - San Jose de Ocoa, DR
RESIDENCE: San Jose de Ocoa, DR

SANTANA, KILBER SAID

HEIGHT: 6-0
WEIGHT: 200
RECOMMENDED/SIGNED BY: Alejandro Rodriguez/Delvis Pacheco (Tigers)
HOW OBTAINED: Signed by the Tigers as a non-drafted free agent on July 3, 2015

Year	Club	W-L	ERA	G	GS	CG	SHO	SV	IP	H	AB	R	ER	HR	HB	BB	SO	WP	BK	AVG
2016	GCL Tigers East	2-2	6.65	12	0	0	0	0	21.2	33	94	17	16	3	2	9	10	1	0	.351
2017	GCL Tigers East	0-4	3.77	12	1	0	0	1	28.2	27	114	21	12	2	2	11	18	2	1	.237
MINOR LEAGUE TOTALS		2-6	5.01	24	1	0	0	1	50.1	60	208	38	28	5	4	20	28	3	1	.288

RIGHTHANDED PITCHER

BORN: October 15, 1998 - Cagua, VZ
RESIDENCE: Carabobo, VZ

SCHMIDT, CLATE CONNOR

HEIGHT: 6-2
WEIGHT: 200
RECOMMENDED/SIGNED BY: Grant Brittain (Tigers)
SCHOOL: Clemson University
HOW OBTAINED: Selected by the Tigers in the 20th round of the June 2016 draft

Year	Club	W-L	ERA	G	GS	CG	SHO	SV	IP	H	AB	R	ER	HR	HB	BB	SO	WP	BK	AVG
2016	Connecticut	1-1	4.57	15	1	0	0	1	21.2	26	87	12	11	1	0	11	17	1	1	.299
2017	Connecticut	0-1	1.50	10	0	0	0	0	12.0	7	45	4	2	1	0	0	12	1	0	.156
	West Michigan	1-0	6.55	9	0	0	0	0	22.0	28	88	19	16	2	0	5	13	1	0	.318
MINOR LEAGUE TOTALS		2-2	4.69	34	1	0	0	1	55.2	61	220	35	29	4	0	16	42	3	1	.277

RIGHTHANDED PITCHER

BORN: December 10, 1993 - Beaufort, SC
RESIDENCE: Acworth, GA

SCHREIBER, JOHN ROBERT

HEIGHT: 6-2
WEIGHT: 210
RECOMMENDED/SIGNED BY: Jeff Kunkel (Tigers)
SCHOOL: University of Northwestern Ohio
HOW OBTAINED: Selected by the Tigers in the 15th round of the June 2016 draft

Year	Club	W-L	ERA	G	GS	CG	SHO	SV	IP	H	AB	R	ER	HR	HB	BB	SO	WP	BK	AVG
2016	Connecticut	2-3	2.76	18	0	0	0	0	29.1	23	108	14	9	0	1	9	24	5	0	.213
2017	West Michigan	5-1	0.54	27	0	0	0	11	50.1	25	170	5	3	0	3	8	70	0	0	.147
MINOR LEAGUE TOTALS		7-4	1.36	45	0	0	0	11	79.2	48	278	19	12	0	4	17	94	5	0	.173

RIGHTHANDED PITCHER

BORN: March 5, 1994 - Wyandotte, MI
RESIDENCE: Rockwood, MI

SEDIO, CHAD BRYAN

HEIGHT: 6-3
WEIGHT: 205
RECOMMENDED/SIGNED BY: Harold Zonder (Tigers)
SCHOOL: Miami University (OH)
HOW OBTAINED: Selected by the Tigers in the 27th round of the June 2016 draft

Year	Club	AVG	G	AB	R	H	TB	2B	3B	HR	RBI	SH	SF	HB	BB	SO	SB	CS	OBP	SLG	E
2016	GCL Tigers West	.275	43	153	15	42	68	10	5	2	29	1	3	8	11	29	8	1	.349	.444	13
	Connecticut	.125	7	24	4	3	4	1	0	0	2	0	1	2	0	9	1	0	.185	.167	1
2017	West Michigan	.268	80	272	41	73	128	16	3	11	41	1	3	10	21	52	1	1	.340	.471	8
	Lakeland	.158	5	19	1	3	4	1	0	0	3	1	1	0	1	4	0	0	.190	.211	2
MINOR LEAGUE TOTALS		.259	135	468	61	121	204	28	8	13	75	3	8	20	33	94	10	2	.329	.436	24

SHORTSTOP

BORN: March 30, 1994 - Cleveland, OH
RESIDENCE: Medina, OH



TIGERS MINOR LEAGUE PLAYERS

SERRANO, ARIEL ANTONIO

HEIGHT: 6-1
WEIGHT: 193

BATS: R
THROWS: R

RECOMMENDED/SIGNED BY: Ramon Webster (Tigers)

HOW OBTAINED: Signed by the Tigers as a non-drafted free agent on July 7, 2012

Year	Club	AVG	G	AB	R	H	TB	2B	3B	HR	RBI	SH	SF	HB	BB	SO	SB	CS	OBP	SLG	E
2013	VSL Tigers	.210	53	186	18	39	62	11	0	4	22	0	0	3	11	35	1	3	.265	.333	1
2014	DSL Tigers	.248	47	161	24	40	52	10	1	0	22	2	1	2	15	30	10	3	.318	.323	2
2015	DSL Tigers	.244	58	217	37	53	71	9	0	3	20	3	2	1	17	51	11	7	.300	.327	3
2016	GCL Tigers West	.177	42	124	12	22	25	3	0	0	4	1	1	1	9	20	6	3	.237	.202	1
	Lakeland	.214	4	14	0	3	3	0	0	0	0	0	0	0	5	0	0	0	.214	.214	0
2017	GCL Tigers West	.294	7	17	0	5	6	1	0	0	2	1	0	0	0	2	0	0	.294	.353	0
	Connecticut	.222	3	9	2	2	4	0	1	0	2	0	0	1	2	1	0	0	.417	.444	0
	Lakeland	.156	27	90	2	14	21	2	1	1	7	1	1	0	7	18	1	0	.214	.233	1
MINOR LEAGUE TOTALS		.218	241	818	95	178	244	36	3	8	79	8	5	8	61	161	31	16	.277	.298	8

OUTFIELDER

BORN: June 23, 1996 - David, Panama
RESIDENCE: David, Panama

SHEPHERD, ZACHARY WILLIAM DENNIS (ZAC)

HEIGHT: 6-3
WEIGHT: 185

BATS: R
THROWS: R

RECOMMENDED/SIGNED BY: Glenn Williams/Kevin Hooker (Tigers)

HOW OBTAINED: Signed by the Tigers as a non-drafted free agent on July 4, 2012

Year	Club	AVG	G	AB	R	H	TB	2B	3B	HR	RBI	SH	SF	HB	BB	SO	SB	CS	OBP	SLG	E
2014	GCL Tigers	.301	51	173	34	52	86	12	5	4	29	0	5	2	21	44	5	1	.373	.497	12
2015	West Michigan	.245	114	383	48	94	130	17	2	5	51	3	7	3	47	117	4	3	.327	.339	17
2016	Lakeland	.186	121	409	62	76	143	20	1	15	50	2	2	4	64	159	0	0	.301	.350	31
2017	West Michigan	.158	41	139	17	22	28	6	0	0	13	0	1	1	25	64	0	2	.289	.201	7
	Lakeland	.208	65	226	28	47	88	6	1	11	29	0	2	5	27	107	0	2	.304	.389	4
MINOR LEAGUE TOTALS		.219	392	1330	189	291	475	61	9	35	172	5	17	15	184	491	9	8	.317	.357	71

SHORTSTOP

BORN: September 14, 1995 - Sydney, AUS
RESIDENCE: Sydney, AUS

SILVA, ALFREDO JOSE

HEIGHT: 6-3
WEIGHT: 180

BATS: L
THROWS: L

RECOMMENDED/SIGNED BY: Alejandro Rodriguez/Jesus Mendoza (Tigers)

HOW OBTAINED: Signed by the Tigers as a non-drafted free agent on July 6, 2015

Year	Club	W-L	ERA	G	GS	CG	SHO	SV	IP	H	AB	R	ER	HR	HB	BB	SO	WP	BK	AVG
2016	DSL Tigers	1-2	2.81	14	11	0	0	0	48.0	46	190	27	15	1	3	26	51	5	2	.242
2017	GCL Tigers East	0-5	4.71	11	11	0	0	0	49.2	66	201	31	26	3	3	16	30	3	1	.328
MINOR LEAGUE TOTALS		1-7	3.78	25	22	0	0	0	97.2	112	391	58	41	4	6	42	81	8	3	.286

LEFTHANDED PITCHER

BORN: July 27, 1998 - Barquisimeto, VZ
RESIDENCE: Barquisimeto, VZ

SILVA, RICARDO ANTONIO

HEIGHT: 6-1
WEIGHT: 165

BATS: L
THROWS: L

RECOMMENDED/SIGNED BY: Alejandro Rodriguez/Jesus Mendoza (Tigers)

HOW OBTAINED: Signed by the Tigers as a non-drafted free agent on July 6, 2016

Year	Club	W-L	ERA	G	GS	CG	SHO	SV	IP	H	AB	R	ER	HR	HB	BB	SO	WP	BK	AVG
2017	DSL Tigers	4-2	2.41	16	0	0	0	2	41.0	37	163	16	11	0	1	4	35	2	0	.227

LEFTHANDED PITCHER

BORN: April 14, 2000 - Barquisimeto, VZ
RESIDENCE: Barquisimeto, VZ

SILVERIO, GRESUAN

HEIGHT: 6-0
WEIGHT: 202

BATS: S
THROWS: R

RECOMMENDED/SIGNED BY: Ramon Perez/Carlos Santana (Tigers)

HOW OBTAINED: Signed by the Tigers as a non-drafted free agent on July 2, 2015

Year	Club	AVG	G	AB	R	H	TB	2B	3B	HR	RBI	SH	SF	HB	BB	SO	SB	CS	OBP	SLG	E
2016	DSL Tigers	.264	47	174	23	46	66	9	1	3	25	0	0	3	12	32	0	1	.323	.379	4
2017	GCL Tigers East	.331	42	136	10	45	61	8	1	2	29	0	2	1	22	23	1	1	.422	.449	3
	Connecticut	.000	2	6	0	0	0	0	0	0	0	0	0	0	1	0	0	0	.000	.000	0
MINOR LEAGUE TOTALS		.288	91	316	33	91	127	17	2	5	54	0	2	4	34	56	1	2	.362	.402	7

CATCHER

BORN: January 5, 1999 - Puerto Plata, DR
RESIDENCE: Puerto Plata, DR

SIMCOX, AUSTIN JAY (A.J.)

HEIGHT: 6-3
WEIGHT: 188

BATS: R
THROWS: R

RECOMMENDED/SIGNED BY: Harold Zonder (Tigers)

SCHOOL: University of Tennessee

HOW OBTAINED: Selected by the Tigers in the 14th round of the June 2015 draft

Year	Club	AVG	G	AB	R	H	TB	2B	3B	HR	RBI	SH	SF	HB	BB	SO	SB	CS	OBP	SLG	E
2015	GCL Tigers	.333	4	15	4	5	5	0	0	0	1	0	0	0	1	3	2	0	.375	.333	2
	Connecticut	.270	25	100	14	27	34	5	1	0	12	0	2	1	5	14	5	2	.306	.340	2
	West Michigan	.400	20	85	11	34	40	3	0	1	8	0	0	1	5	11	4	2	.440	.471	1
2016	Lakeland	.262	127	527	76	138	182	19	5	5	51	4	7	2	28	108	7	5	.298	.345	30
2017	Erie	.250	125	436	55	109	165	22	5	8	36	6	4	1	27	72	12	5	.293	.378	29
MINOR LEAGUE TOTALS		.269	301	1163	160	313	426	49	11	14	108	10	13	5	66	208	30	14	.308	.366	64

SHORTSTOP

BORN: June 22, 1994 - Knoxville, TN
RESIDENCE: Knoxville, TN

TIGERS MINOR LEAGUE PLAYERS



SITTINGER, BRANDYN BERNARD

HEIGHT: 6-1
WEIGHT: 205
RECOMMENDED/SIGNED BY: Jeff Kunkel (Tigers)
SCHOOL: Ashland University

BATS: R
THROWS: R

RIGHTHANDED PITCHER

BORN: June 6, 1994 - Elyria, OH
RESIDENCE: La Grange, OH

HOW OBTAINED: Selected by the Tigers in the 17th round of the June 2016 draft

Year	Club	W-L	ERA	G	GS	CG	SHO	SV	IP	H	AB	R	ER	HR	HB	BB	SO	WP	BK	AVG
2016	GCL Tigers West	0-1	2.08	6	0	0	0	2	8.2	11	36	3	2	0	0	3	12	0	0	.306
	Connecticut	0-0	0.00	8	0	0	0	0	8.2	6	31	0	0	0	0	5	8	2	0	.194
	Lakeland	0-0	5.40	2	0	0	0	0	3.1	4	14	2	2	0	0	1	4	0	0	.286
2017	Connecticut	1-0	1.06	11	0	0	0	2	17.0	13	62	2	2	0	0	6	21	0	0	.210
	West Michigan	3-1	3.38	7	0	0	0	1	13.1	12	53	7	5	1	0	7	18	0	0	.226
MINOR LEAGUE TOTALS		4-2	1.94	34	0	0	0	5	51.0	46	196	14	11	1	0	22	63	2	0	.235

SMITH, BLAKE

HEIGHT: 6-5
WEIGHT: 205
RECOMMENDED/SIGNED BY: Harold Zonder (Tigers)
SCHOOL: East Tennessee State University

BATS: R
THROWS: R

RIGHTHANDED PITCHER

BORN: December 5, 1994 - Ninety Six, SC
RESIDENCE: Ninety Six, SC

HOW OBTAINED: Signed by the Tigers as a non-drafted free agent on July 10, 2017

Year	Club	W-L	ERA	G	GS	CG	SHO	SV	IP	H	AB	R	ER	HR	HB	BB	SO	WP	BK	AVG
2017	GCL Tigers West	2-2	2.18	10	1	0	0	1	20.2	15	75	11	5	0	0	7	15	2	0	.200
	Lakeland	0-0	0.00	1	0	0	0	0	3.0	1	10	0	0	0	0	1	2	0	0	.100
MINOR LEAGUE TOTALS		2-2	1.90	11	1	0	0	1	23.2	16	85	11	5	0	0	8	17	2	0	.188

SODDERS, AUSTIN ROYCE

HEIGHT: 6-4
WEIGHT: 210
RECOMMENDED/SIGNED BY: Steve Pack (Tigers)
SCHOOL: University of California, Riverside

BATS: L
THROWS: L

LEFTHANDED PITCHER

BORN: April 29, 1995 - Riverside, CA
RESIDENCE: Moreno Valley, CA

HOW OBTAINED: Selected by the Tigers in the seventh round of the June 2016 draft

Year	Club	W-L	ERA	G	GS	CG	SHO	SV	IP	H	AB	R	ER	HR	HB	BB	SO	WP	BK	AVG
2016	Connecticut	0-3	2.29	13	13	0	0	0	39.1	35	152	13	10	2	2	5	33	3	0	.230
2017	West Michigan	7-0	1.40	11	11	0	0	0	64.1	49	226	10	10	2	1	13	65	2	0	.217
	Lakeland	4-5	2.17	12	12	1	1	0	74.2	55	271	21	18	0	6	17	57	3	0	.203
MINOR LEAGUE TOTALS		11-8	1.92	36	36	1	1	0	178.1	139	649	44	38	4	9	35	155	8	0	.214

SPOMER, KURT MYCHAEL

HEIGHT: 6-2
WEIGHT: 220
SCHOOL: Creighton University

BATS: S
THROWS: R

RIGHTHANDED PITCHER

BORN: July 10, 1989 - Omaha, NE
RESIDENCE: Honey Creek, IA

HOW OBTAINED: Selected by the Tigers from Los Angeles (AL) in the Rule 5 Draft on December 10, 2015

Year	Club	W-L	ERA	G	GS	CG	SHO	SV	IP	H	AB	R	ER	HR	HB	BB	SO	WP	BK	AVG
2012	AZL Angels	5-0	3.12	20	0	0	0	0	34.2	42	137	16	12	2	3	7	29	6	0	.307
2013	Burlington	4-3	2.49	46	0	0	0	6	65.0	51	235	20	18	2	5	19	45	3	0	.217
2014	Inland Empire	3-2	1.79	32	0	0	0	8	40.1	28	142	8	8	2	1	13	28	4	0	.197
	Arkansas	3-3	3.70	16	0	0	0	0	24.1	21	86	11	10	1	0	12	10	1	0	.244
	Salt Lake	1-1	0.00	4	0	0	0	0	10.0	9	36	2	0	0	1	5	4	0	1	.250
2015	Arkansas	2-1	4.26	16	0	0	0	0	19.0	21	77	12	9	5	0	5	13	0	0	.273
	Salt Lake	2-2	3.77	31	0	0	0	0	45.1	46	169	21	19	5	4	18	23	0	2	.272
2016	GCL Tigers East	0-1	6.00	2	2	0	0	0	3.0	4	13	3	2	0	0	0	2	0	0	.308
	Erie	2-1	2.51	32	0	0	0	0	43.0	39	159	15	12	3	0	9	36	2	0	.245
	Toledo	0-0	4.05	9	0	0	0	0	13.1	21	53	7	6	0	0	5	13	0	0	.396
2017	Erie	6-4	4.50	40	0	0	0	2	46.0	42	181	26	23	1	3	23	33	1	0	.232
	Toledo	0-0	2.25	2	0	0	0	0	4.0	3	15	1	1	0	1	0	2	0	0	.200
MINOR LEAGUE TOTALS		28-18	3.10	250	2	0	0	16	348.0	327	1303	142	120	21	18	116	238	17	3	.251

STALSBERG, MITCHELL

HEIGHT: 6-0
WEIGHT: 215
RECOMMENDED/SIGNED BY: Ryan Johnson (Tigers)
SCHOOL: Winona State University

BATS: L
THROWS: L

LEFTHANDED PITCHER

BORN: January 12, 1996 - Viroqua, WI
RESIDENCE: Viroqua, WI

HOW OBTAINED: Selected by the Tigers in the 23rd round of the June 2017 draft

Year	Club	W-L	ERA	G	GS	CG	SHO	SV	IP	H	AB	R	ER	HR	HB	BB	SO	WP	BK	AVG
2017	GCL Tigers West	0-2	3.94	9	8	0	0	0	29.2	24	109	14	13	2	2	11	34	0	0	.220



TIGERS MINOR LEAGUE PLAYERS

STEWART, CHRISTIN GAYLIN HARRIS

HEIGHT: 6-0

WEIGHT: 220

RECOMMENDED/SIGNED BY: Harold Zonder (Tigers)

SCHOOL: University of Tennessee

HOW OBTAINED: Selected by the Tigers in the first round (34th overall) of the June 2015 draft

Year	Club	AVG	G	AB	R	H	TB	2B	3B	HR	RBI	SH	SF	HB	BB	SO	SB	CS	OBP	SLG	E
2015	GCL Tigers	.364	6	22	5	8	15	2	1	1	2	0	0	1	3	5	2	1	.462	.682	0
	Connecticut	.245	14	49	7	12	24	2	2	2	11	0	3	2	5	18	0	0	.322	.490	0
	West Michigan	.286	51	185	29	53	91	9	4	7	31	0	3	10	18	45	3	2	.375	.492	3
2016	Lakeland	.264	104	356	60	94	190	22	1	24	68	0	2	10	74	105	3	1	.403	.534	2
	Erie	.218	24	87	17	19	39	2	0	6	19	0	1	0	12	26	0	0	.310	.448	0
2017	Erie	.256	136	485	67	124	243	29	3	28	86	0	8	6	56	138	3	0	.335	.501	3
MINOR LEAGUE TOTALS		.262	335	1184	185	310	602	66	11	68	217	0	17	29	168	337	11	4	.363	.508	8

LEFT FIELDER

BORN: December 10, 1993 - Atlanta, GA

RESIDENCE: Lawrenceville, GA

STHORMES, ANDRES ALEJANDRO DE JESUS

HEIGHT: 5-10

WEIGHT: 188

RECOMMENDED/SIGNED BY: Alejandro Rodriguez (Tigers)

HOW OBTAINED: Signed by the Tigers as a non-drafted free agent on May 14, 2013

Year	Club	AVG	G	AB	R	H	TB	2B	3B	HR	RBI	SH	SF	HB	BB	SO	SB	CS	OBP	SLG	E
2013	VSL Tigers	.232	26	56	6	13	18	2	0	1	7	0	0	2	4	14	2	1	.306	.321	0
2014	VSL Tigers	.284	49	155	22	44	55	7	2	0	21	0	1	2	6	12	7	3	.317	.355	5
2015	GCL Tigers	.240	32	100	9	24	31	2	1	1	21	3	1	4	8	18	0	1	.319	.310	4
2016	Connecticut	.211	11	38	3	8	12	2	1	0	3	1	0	1	2	11	0	0	.268	.316	2
	GCL Tigers West	.254	20	59	7	15	23	3	1	1	11	0	3	0	3	7	1	0	.277	.390	1
	Lakeland	.667	1	3	0	2	2	0	0	0	1	0	0	0	0	1	0	0	.667	.667	0
2017	Connecticut	.254	19	67	9	17	27	1	3	1	7	0	0	0	0	15	0	2	.254	.403	2
MINOR LEAGUE TOTALS		.257	158	478	56	123	168	17	8	4	71	4	5	9	23	78	10	7	.301	.351	14

CATCHER

BORN: August 7, 1996 - Cabimas, VZ

RESIDENCE: Cabimas, VZ

STOCK, DYLAN

HEIGHT: 6-4

WEIGHT: 195

RECOMMENDED/SIGNED BY: Jim Bretz (Tigers)

SCHOOL: Binghamton University

HOW OBTAINED: Selected by the Tigers in the 25th round of the June 2017 draft

Year	Club	W-L	ERA	G	GS	CG	SHO	SV	IP	H	AB	R	ER	HR	HB	BB	SO	WP	BK	AVG
2017	GCL Tigers West	2-2	1.35	17	0	0	0	4	26.2	13	90	6	4	1	1	7	34	4	1	.144
	Connecticut	0-0	0.00	1	0	0	0	0	1.0	0	2	0	0	0	0	1	0	0	0	.000
MINOR LEAGUE TOTALS		2-2	1.30	18	0	0	0	4	27.2	13	92	6	4	1	1	8	34	4	1	.141

RIGHTHANDED PITCHER

BORN: July 21, 1996 - Bellmore, NY

RESIDENCE: Bellmore, NY

SZKUTNIK, TRENT ROBERT

HEIGHT: 6-1

WEIGHT: 193

RECOMMENDED/SIGNED BY: Garrett Guest (Tigers)

SCHOOL: University of Michigan

HOW OBTAINED: Selected by the Tigers in the 20th round of the June 2014 draft

Year	Club	W-L	ERA	G	GS	CG	SHO	SV	IP	H	AB	R	ER	HR	HB	BB	SO	WP	BK	AVG
2014	GCL Tigers	0-0	3.48	4	0	0	0	0	10.1	13	39	4	4	1	1	3	7	0	0	.333
	West Michigan	0-1	4.42	9	0	0	0	0	18.1	20	68	11	9	0	1	4	14	2	0	.294
	Lakeland	0-0	1.00	4	0	0	0	0	9.0	4	30	1	1	1	1	5	8	2	0	.133
2015	Connecticut	1-0	0.00	3	0	0	0	1	10.0	6	35	1	0	0	0	2	10	0	0	.171
	West Michigan	3-1	3.88	9	9	0	0	0	53.1	48	200	26	23	6	3	14	40	1	1	.240
	Lakeland	1-4	5.84	11	9	0	0	0	44.2	63	183	30	29	4	1	17	27	3	0	.344
2016	West Michigan	3-4	2.64	22	10	0	0	1	85.1	80	319	33	25	6	1	20	68	5	1	.251
	Lakeland	0-3	7.52	6	6	0	0	0	26.1	36	106	23	22	2	1	11	17	1	0	.340
2017	West Michigan	6-2	2.72	34	2	0	0	4	89.1	78	334	29	27	6	3	18	74	4	0	.234
MINOR LEAGUE TOTALS		14-15	3.63	102	36	0	0	6	346.2	348	1314	158	140	26	12	94	265	18	2	.265

LEFTHANDED PITCHER

BORN: August 21, 1993 - Jackson, MI

RESIDENCE: Temperance, MI

TEAKELL, TREY MARVIN

HEIGHT: 6-5

WEIGHT: 197

RECOMMENDED/SIGNED BY: Matt Lea (Tigers)

SCHOOL: Texas Christian University

HOW OBTAINED: Selected by the Tigers in the ninth round of the June 2015 draft

Year	Club	W-L	ERA	G	GS	CG	SHO	SV	IP	H	AB	R	ER	HR	HB	BB	SO	WP	BK	AVG
2015	Connecticut	1-0	1.50	3	3	0	0	0	12.0	6	41	2	2	1	0	0	6	0	0	.146
	West Michigan	3-1	2.06	13	2	0	0	2	35.0	33	135	9	8	0	0	7	24	4	0	.244
2016	Did Not Pitch																			
2017	Did Not Pitch																			
MINOR LEAGUE TOTALS		4-1	1.91	16	5	0	0	2	47.0	39	176	11	10	1	0	7	30	4	0	.222

RIGHTHANDED PITCHER

BORN: February 17, 1992 - Bedford, TX

RESIDENCE: Weathersford, TX

TIGERS MINOR LEAGUE PLAYERS



TERREDO, RICHARD RAYLLY

HEIGHT: 6-6

WEIGHT: 220

RECOMMENDED/SIGNED BY: Ramon Perez/Carlos Santana (Tigers)

HOW OBTAINED: Signed by the Tigers as a non-drafted free agent on September 3, 2016

Year	Club	W-L	ERA	G	GS	CG	SHO	SV	IP	H	AB	R	ER	HR	HB	BB	SO	WP	BK	AVG
2017	GCL Tigers East	1-1	3.55	9	9	0	0	0	33.0	33	123	14	13	2	5	21	35	6	3	.268

LEFTHANDED PITCHER

BORN: September 9, 1997 - Santo Domingo, DR

RESIDENCE: Santo Domingo, DR

THIELBAR, CALEB JOHN

HEIGHT: 6-0

WEIGHT: 206

SCHOOL: South Dakota State University

HOW OBTAINED: Signed by the Tigers as a Minor League free agent on January 24, 2018

Year	Club	W-L	ERA	G	GS	CG	SHO	SV	IP	H	AB	R	ER	HR	HB	BB	SO	WP	BK	AVG
2009	AZL Brewers	6-1	1.59	14	2	0	0	0	45.1	44	179	16	8	1	0	7	46	3	0	.246
	Helena	0-0	0.00	2	0	0	0	0	1.2	0	4	0	0	0	0	1	2	0	0	.000
2010	Helena	0-0	3.68	9	0	0	0	0	14.2	16	56	7	6	2	0	0	9	1	0	.286
	Wisconsin	0-2	5.60	30	0	0	0	3	53.0	65	221	41	33	6	0	14	43	0	0	.294
2011	Fort Myers	1-0	0.00	3	1	0	0	0	7.1	1	24	0	0	0	0	5	5	1	0	.042
2012	Fort Myers	1-1	0.00	7	0	0	0	1	12.1	4	40	1	0	0	2	2	16	0	0	.100
	New Britain	2-0	1.80	16	0	0	0	4	25.0	18	91	5	5	1	0	3	26	0	0	.198
	Rochester	3-1	3.57	25	1	0	0	1	40.1	42	158	19	16	5	1	16	32	3	0	.266
2013	Rochester	1-1	3.76	17	0	0	0	1	26.1	27	104	13	11	1	1	8	34	2	0	.260
	Minnesota	3-2	1.76	49	0	0	0	0	46.0	24	156	11	9	4	0	14	39	1	0	.154
2014	Minnesota	2-1	3.40	54	0	0	0	10	47.2	51	182	19	18	3	1	16	35	0	0	.280
2015	Rochester	5-3	2.81	29	0	0	0	0	32.0	30	119	10	10	1	1	18	19	0	0	.252
	El Paso	0-0	0.73	9	0	0	0	0	12.1	9	46	1	1	1	1	5	7	0	0	.196
	Minnesota	0-0	5.40	6	0	0	0	0	5.0	5	19	3	3	0	0	0	5	1	0	.263
MINOR LEAGUE TOTALS		19-9	3.00	161	4	0	0	10	270.1	256	1042	113	90	18	6	79	239	10	0	.246
MAJOR LEAGUE TOTALS		5-3	2.74	109	0	0	0	0	98.2	80	357	33	30	7	1	30	79	2	0	.224

THOMAS, KYLE

HEIGHT: 6-3

WEIGHT: 195

RECOMMENDED/SIGNED BY: Jeff Kunkel (Tigers)

SCHOOL: University of Northwestern Ohio

HOW OBTAINED: Selected by the Tigers in the 30th round of the June 2017 draft

Year	Club	W-L	ERA	G	GS	CG	SHO	SV	IP	H	AB	R	ER	HR	HB	BB	SO	WP	BK	AVG
2017	GCL Tigers West	0-0	6.00	2	0	0	0	1	3.0	4	13	2	2	0	0	0	4	0	0	.308

RIGHANDED PITCHER

BORN: March 5, 1995 - Mississauga, CAN

RESIDENCE: New Tecumseth, CAN

THOMPSON, JEFFREY LED (JEFF)

HEIGHT: 6-6

WEIGHT: 255

RECOMMENDED/SIGNED BY: Harold Zonder (Tigers)

SCHOOL: University of Louisville

HOW OBTAINED: Selected by the Tigers in the third round of the June 2013 draft

Year	Club	W-L	ERA	G	GS	CG	SHO	SV	IP	H	AB	R	ER	HR	HB	BB	SO	WP	BK	AVG
2013	West Michigan	2-2	3.80	14	6	0	0	1	45.0	41	171	21	19	3	2	19	42	3	0	.240
2014	West Michigan	0-0	6.75	3	3	0	0	0	8.0	10	31	7	6	1	0	9	10	0	0	.323
2015	West Michigan	7-11	3.79	23	23	1	1	0	118.2	116	453	60	50	9	4	47	105	10	0	.256
2016	Lakeland	7-7	3.49	27	20	0	0	1	118.2	99	429	54	46	6	2	67	100	5	0	.231
2017	Lakeland	5-2	3.59	29	0	0	0	0	52.2	47	195	25	21	4	0	23	56	5	0	.241
	Erie	1-0	0.00	1	0	0	0	0	2.0	2	8	0	0	0	0	1	4	0	0	.250
MINOR LEAGUE TOTALS		22-22	3.70	97	52	1	1	2	345.0	315	1287	167	142	23	8	166	317	23	0	.245

RIGHANDED PITCHER

BORN: September 23, 1991 - Louisville, KY

RESIDENCE: Greenville, IN

TORRES, MIKE JESUS

HEIGHT: 5-10

WEIGHT: 140

RECOMMENDED/SIGNED BY: Alejandro Rodriguez/Delvis Pacheco (Tigers)

HOW OBTAINED: Signed by the Tigers as a non-drafted free agent on November 2, 2015

Year	Club	AVG	G	AB	R	H	TB	2B	3B	HR	RBI	SH	SF	HB	BB	SO	SB	CS	OBP	SLG	E
2016	DSL Tigers	.184	49	136	10	25	29	4	0	0	11	3	1	4	9	33	0	4	.253	.213	14
2017	GCL Tigers East	.179	31	78	7	14	15	1	0	0	4	1	0	4	8	21	2	4	.289	.192	10
MINOR LEAGUE TOTALS		.182	80	214	17	39	44	5	0	0	15	4	1	8	17	54	2	8	.267	.206	24

INFIELDER

BORN: February 10, 1998 - Maracay, VZ

RESIDENCE: Aragua, VZ



TIGERS MINOR LEAGUE PLAYERS

TORRES, OSWAL, JESUS

HEIGHT: 6-3
WEIGHT: 165

BATS: R
THROWS: R

RIGHTHANDED PITCHER

BORN: May 5, 2000 - Anzoategui, VZ
RESIDENCE: Anzoategui, VZ

RECOMMENDED/SIGNED BY: Jesus Mendoza/Raul Leiva (Tigers)

HOW OBTAINED: Signed by the Tigers as a non-drafted free agent on December 12, 2017

Year	Club	W-L	ERA	G	GS	CG	SHO	SV	IP	H	AB	R	ER	HR	HB	BB	SO	WP	BK	AVG
(2018 will be first professional season)																				

TORTOSA, CRISTHIAN EDUARDO

HEIGHT: 6-4
WEIGHT: 170

BATS: L
THROWS: L

LEFTHANDED PITCHER

BORN: October 30, 1998 - La Victoria, VZ
RESIDENCE: La Victoria, VZ

RECOMMENDED/SIGNED BY: Alejandro Rodriguez/Delvis Pacheco (Tigers)

HOW OBTAINED: Signed by the Tigers as a non-drafted free agent on July 6, 2015

Year	Club	W-L	ERA	G	GS	CG	SHO	SV	IP	H	AB	R	ER	HR	HB	BB	SO	WP	BK	AVG
2016	GCL Tigers East	0-1	4.12	13	0	0	0	0	19.2	16	72	11	9	0	3	10	18	4	0	.222
2017	GCL Tigers East	3-2	3.68	11	1	0	0	0	29.1	20	101	17	12	0	3	17	29	2	1	.198
MINOR LEAGUE TOTALS		3-3	3.86	24	1	0	0	0	49.0	36	173	28	21	0	6	27	47	6	1	.208

TURLEY, JOSHUA CALEB [JOSH]

HEIGHT: 6-0
WEIGHT: 198

BATS: L
THROWS: L

LEFTHANDED PITCHER

BORN: August 26, 1990 - Texarkana, TX
RESIDENCE: Midland, TX

RECOMMENDED/SIGNED BY: Tim Grieve (Tigers)

SCHOOL: Baylor University (TX)

HOW OBTAINED: Selected by the Tigers in the 16th round of the June 2012 draft

Year	Club	W-L	ERA	G	GS	CG	SHO	SV	IP	H	AB	R	ER	HR	HB	BB	SO	WP	BK	AVG
2012	Connecticut	4-0	1.06	12	0	0	0	0	34.0	23	119	5	4	0	1	5	25	2	0	.193
2013	West Michigan	8-4	2.09	51	0	0	0	2	77.2	64	291	25	18	5	3	17	79	4	1	.220
2014	Lakeland	7-1	1.85	18	13	0	0	0	97.1	70	341	21	20	2	1	23	81	5	0	.205
	Erie	3-4	3.78	9	9	0	0	0	50.0	53	194	22	21	8	0	16	28	1	0	.273
2015	Erie	13-8	3.29	25	25	1	0	0	153.0	151	589	70	56	15	4	35	103	3	1	.256
2016	Erie	7-10	4.34	20	20	0	0	0	120.1	134	476	67	58	14	2	26	101	2	0	.282
	Toledo	2-3	4.68	6	6	0	0	0	32.2	42	136	20	17	3	0	12	24	0	0	.309
2017	Lakeland	2-1	0.96	8	8	0	0	0	46.2	29	161	7	5	0	5	10	50	2	1	.180
	Erie	0-2	5.56	5	2	0	0	0	11.1	12	43	8	7	1	4	10	8	2	0	.279
	Toledo	2-2	6.27	7	7	0	0	0	37.1	47	154	32	26	5	5	22	25	1	0	.305
MINOR LEAGUE TOTALS		48-35	3.16	161	90	1	0	2	660.1	625	2504	277	232	53	25	176	524	22	3	.250

VALDES, LUIS

HEIGHT: 6-0
WEIGHT: 190

BATS: R
THROWS: R

SHORTSTOP

BORN: January 18, 1989 - Pinar Del Rio, CU
RESIDENCE: Lakeland, FL

RECOMMENDED/SIGNED BY: Oliver Arias/Oneri Fleita (Tigers)

HOW OBTAINED: Signed by the Tigers as a Minor League free agent on February 28, 2017

Year	Club	AVG	G	AB	R	H	TB	2B	3B	HR	RBI	SH	SF	HB	BB	SO	SB	CS	OBP	SLG	E
2017	Lakeland	.226	63	235	19	53	71	7	1	3	15	0	2	2	15	39	1	2	.276	.302	12
	Erie	.200	6	20	2	4	5	1	0	0	0	1	0	0	1	8	0	0	.238	.250	0
	Toledo	.241	9	29	5	7	8	1	0	0	4	0	0	0	1	5	0	0	.267	.276	1
MINOR LEAGUE TOTALS		.225	78	284	26	64	84	9	1	3	19	1	2	2	17	52	1	2	.272	.296	13

VALDEZ, IGNACIO

HEIGHT: 6-3
WEIGHT: 246

BATS: R
THROWS: R

OUTFIELDER

BORN: July 16, 1995 - Peravia, DR
RESIDENCE: Peravia, DR

RECOMMENDED/SIGNED BY: Carlos Santana/Ramon Perez/Miguel Garcia (Tigers)

HOW OBTAINED: Signed by the Tigers as a non-drafted free agent on February 7, 2012

Year	Club	AVG	G	AB	R	H	TB	2B	3B	HR	RBI	SH	SF	HB	BB	SO	SB	CS	OBP	SLG	E
2012	DSL Tigers	.234	29	107	10	25	33	6	1	0	10	0	1	1	5	35	4	3	.272	.308	5
2013	DSL Tigers	.239	65	222	44	53	76	13	2	2	26	0	4	4	33	59	12	4	.342	.342	2
2014	DSL Tigers	.263	62	224	47	59	103	20	6	4	43	0	4	7	28	58	9	6	.357	.460	4
2015	GCL Tigers	.139	33	108	13	15	23	2	0	2	10	0	1	2	13	44	1	0	.242	.213	1
	Connecticut	.125	6	24	4	3	8	2	0	1	4	0	0	0	10	0	0	0	.125	.333	0
2016	GCL Tigers West	.219	46	160	25	35	79	7	2	11	26	0	0	3	17	48	0	1	.306	.494	1
2017	GCL Tigers West	.255	20	55	10	14	29	3	0	4	18	0	1	2	10	21	0	1	.382	.527	1
	Connecticut	.111	10	27	3	3	7	1	0	1	1	0	0	0	3	13	1	0	.200	.259	1
	Lakeland	.083	8	24	2	2	4	2	0	0	3	0	0	0	6	16	0	0	.267	.167	0
MINOR LEAGUE TOTALS		.220	279	951	158	209	362	56	11	25	141	0	11	19	115	304	27	15	.313	.381	15

TIGERS MINOR LEAGUE PLAYERS



VALENTIN, YOMAR

HEIGHT: 5-8
WEIGHT: 145

BATS: S
THROWS: R

SECOND BASEMAN

BORN: December 26, 1997 - Manati, PR
RESIDENCE: Manati, PR

HOW OBTAINED: Signed by the Tigers as a Minor League free agent on January 15, 2018

Year	Club	AVG	G	AB	R	H	TB	2B	3B	HR	SH	SF	HB	BB	SO	SB	CS	OBP	SLG	E	
2015	GCL Red Sox	.233	24	86	15	20	25	3	1	0	7	3	0	1	9	12	1	0	.313	.291	12
2016	GCL Red Sox	.220	33	91	13	20	29	4	1	1	10	1	3	0	12	19	2	2	.302	.319	8
2017	Lowell	.200	47	150	17	30	36	6	0	0	7	4	0	2	22	24	5	3	.310	.240	15
MINOR LEAGUE TOTALS		.214	104	327	45	70	90	13	2	1	24	8	3	3	43	55	8	5	.309	.275	35

VASQUEZ, JOSE HUMBERTO

HEIGHT: 6-0
WEIGHT: 208

BATS: R
THROWS: R

RIGHTHANDED PITCHER

BORN: March 19, 1996 - Valle de la Pascua, VZ
RESIDENCE: Aragua, VZ

RECOMMENDED/SIGNED BY: Alejandro Rodriguez/Delvis Pacheco (Tigers)

HOW OBTAINED: Signed by the Tigers as a non-drafted free agent on March 30, 2015

Year	Club	W-L	ERA	G	GS	CG	SHO	SV	IP	H	AB	R	ER	HR	HB	BB	SO	WP	BK	AVG
2015	VSL Tigers	5-2	2.52	13	10	0	0	1	53.2	41	188	21	15	1	6	15	36	4	3	.218
2016	Connecticut	0-0	9.53	2	1	0	0	0	5.2	10	25	6	6	0	0	1	3	1	0	.400
2016	GCL Tigers West	2-1	2.90	9	8	0	0	0	40.1	38	152	13	13	3	3	8	33	3	0	.250
2017	Connecticut	1-2	3.89	10	8	0	0	0	39.1	35	152	21	17	1	1	16	33	2	0	.230
MINOR LEAGUE TOTALS		8-5	3.30	34	27	0	0	1	139.0	124	517	61	51	5	10	40	105	10	3	.240

VAZQUEZ, JUAN ALBERTO

HEIGHT: 6-2
WEIGHT: 165

BATS: L
THROWS: L

LEFTHANDED PITCHER

BORN: July 2, 1999 - Guasave, MEX
RESIDENCE: Guasave, MEX

RECOMMENDED/SIGNED BY: Alejandro Rodriguez (Tigers)

HOW OBTAINED: Signed by the Tigers as a non-drafted free agent on November 2, 2016

Year	Club	W-L	ERA	G	GS	CG	SHO	SV	IP	H	AB	R	ER	HR	HB	BB	SO	WP	BK	AVG
2017	Did Not Pitch																			

VELIZ, FRANK ALEJANDRO

HEIGHT: 5-11
WEIGHT: 160

BATS: R
THROWS: R

SHORTSTOP

BORN: September 10, 1989 - Caracas, VZ
RESIDENCE: Petare, VZ

RECOMMENDED/SIGNED BY: Alejandro Rodriguez/Oscar Garcia (Tigers)

HOW OBTAINED: Signed by the Tigers as a non-drafted free agent on July 6, 2016

Year	Club	AVG	G	AB	R	H	TB	2B	3B	HR	RBI	SH	SF	HB	BB	SO	SB	CS	OBP	SLG	E
2017	DSL Tigers	.220	24	82	10	18	22	0	2	0	3	0	0	4	9	19	1	0	.326	.268	4

VEST, WILLIAM (WILL)

HEIGHT: 6-1
WEIGHT: 190

BATS: R
THROWS: R

RIGHTHANDED PITCHER

BORN: June 6, 1995 - Houston, TX
RESIDENCE: Missouri City, TX

RECOMMENDED/SIGNED BY: Matt Lea (Tigers)

SCHOOL: Stephen F. Austin State University

HOW OBTAINED: Selected by the Tigers in the 12th round of the June 2017 draft

Year	Club	W-L	ERA	G	GS	CG	SHO	SV	IP	H	AB	R	ER	HR	HB	BB	SO	WP	BK	AVG
2017	Connecticut	3-1	2.83	21	0	0	0	2	28.2	15	96	9	9	1	2	9	28	3	0	.156

VILLARROEL, JAVIER ALEJANDRO

HEIGHT: 6-1
WEIGHT: 180

BATS: R
THROWS: R

RIGHTHANDED PITCHER

BORN: October 31, 1997 - Caracas, VZ
RESIDENCE: Caracas, VZ

RECOMMENDED/SIGNED BY: Alejandro Rodriguez/Oscar Garcia (Tigers)

HOW OBTAINED: Signed by the Tigers as a non-drafted free agent on July 3, 2014

Year	Club	W-L	ERA	G	GS	CG	SHO	SV	IP	H	AB	R	ER	HR	HB	BB	SO	WP	BK	AVG
2015	VSL Tigers	1-4	5.97	13	0	0	0	0	28.2	32	113	26	19	0	4	16	16	4	0	.283
2016	GCL Tigers East	2-3	4.68	10	7	0	0	0	32.2	33	123	19	17	1	6	9	15	5	0	.268
2017	GCL Tigers West	3-2	3.69	10	10	0	0	0	46.1	50	185	29	19	0	4	14	30	9	1	.270
MINOR LEAGUE TOTALS		6-9	4.60	33	17	0	0	0	107.2	115	421	74	55	1	14	39	61	18	1	.273

VILORIA, FELIX FRANCISCO

HEIGHT: 6-1
WEIGHT: 180

BATS: L
THROWS: L

LEFTHANDED PITCHER

BORN: December 2, 1996 - Piedra Blanca, DR
RESIDENCE: Santo Domingo, DR

RECOMMENDED/SIGNED BY: Ramon Perez/Carlos Santana (Tigers)

HOW OBTAINED: Signed by the Tigers as a non-drafted free agent on November 20, 2013

Year	Club	W-L	ERA	G	GS	CG	SHO	SV	IP	H	AB	R	ER	HR	HB	BB	SO	WP	BK	AVG
2014	DSL Tigers	1-0	2.28	14	6	0	0	1	47.1	33	170	16	12	2	4	17	50	5	0	.194
2015	DSL Tigers	2-3	2.47	14	10	0	0	1	62.0	50	224	23	17	1	6	13	67	6	2	.223
2016	GCL Tigers West	1-1	1.74	15	0	0	0	1	20.2	13	73	9	4	2	2	9	23	1	2	.178
	Connecticut	1-0	0.00	3	0	0	0	0	5.0	4	18	0	0	0	0	2	7	0	0	.222
2017	GCL Tigers West	2-0	5.87	8	0	0	0	1	15.1	17	62	10	10	1	2	2	12	0	0	.274
	Connecticut	1-0	2.63	12	0	0	0	0	13.2	14	54	4	4	0	1	5	10	2	0	.259
MINOR LEAGUE TOTALS		8-4	2.58	66	16	0	0	4	164.0	131	601	62	47	6	15	48	169	14	4	.218



TIGERS MINOR LEAGUE PLAYERS

WARNER, EUGENE BURRIS (BURRIS)

HEIGHT: 6-0
WEIGHT: 190
RECOMMENDED/SIGNED BY: Oneri Fleita (Tigers)
SCHOOL: Marshall University

BATS: R
THROWS: R

RIGHTHANDED PITCHER

BORN: October 15, 1994 - Auburndale, FL
RESIDENCE: Auburndale, FL

HOW OBTAINED: Selected by the Tigers in the 22nd round of the June 2016 draft

Year	Club	W-L	ERA	G	GS	CG	SHO	SV	IP	H	AB	R	ER	HR	HB	BB	SO	WP	BK	AVG
2016	GCL Tigers West	3-1	0.69	9	0	0	0	1	13.0	5	42	1	1	0	0	3	14	1	0	.119
	Lakeland	2-0	7.88	7	0	0	0	0	8.0	11	35	7	7	0	0	8	6	2	0	.314
2017	Connecticut	3-1	4.15	14	1	0	0	0	26.0	27	103	14	12	0	2	8	27	3	0	.262
	West Michigan	0-0	4.00	4	0	0	0	2	9.0	4	30	5	4	0	0	5	9	0	0	.133
	Lakeland	0-0	4.50	1	0	0	0	0	2.0	3	9	1	1	0	0	1	1	0	0	.333
MINOR LEAGUE TOTALS		8-2	3.88	35	1	0	0	3	58.0	50	219	28	25	0	2	25	57	6	0	.228

WARNER, CAMERON THOMAS

HEIGHT: 6-2
WEIGHT: 188
RECOMMENDED/SIGNED BY: Matt Lea (Tigers)
SCHOOL: Texas Christian University

BATS: R
THROWS: R

BORN: March 4, 1994 - Canberra, AUS
RESIDENCE: Nicholls, AUS

HOW OBTAINED: Selected by the Tigers in the 28th round of the June 2017 draft

Year	Club	AVG	G	AB	R	H	TB	2B	3B	HR	RBI	SH	SF	HB	BB	SO	SB	CS	OBP	SLG	E	
2017	GCL Tigers West	.556	3	9	3	5	9	1	0	1	3	0	0	0	3	0	0	0	0	.667	1.000	1
	Connecticut	.277	20	65	8	18	24	6	0	0	2	0	0	1	8	15	1	0	.365	.369	3	
	West Michigan	.250	7	24	4	6	6	0	0	0	5	0	0	1	3	7	1	0	.357	.250	2	
	Lakeland	.250	1	4	0	1	1	0	0	0	0	0	0	0	0	0	0	0	.250	.250	0	
MINOR LEAGUE TOTALS		.294	31	102	15	30	40	7	0	1	10	0	0	2	14	22	2	0	.390	.392	6	

SECOND BASEMAN

WATKINS, SPENSER DAVID

HEIGHT: 6-2
WEIGHT: 195
RECOMMENDED/SIGNED BY: Ryan Johnson (Tigers)
SCHOOL: Western Oregon University

BATS: R
THROWS: R

RIGHTHANDED PITCHER

BORN: August 27, 1992 - Phoenix, AZ
RESIDENCE: Peoria, AZ

HOW OBTAINED: Selected by the Tigers in the 30th round of the June 2014 draft

Year	Club	W-L	ERA	G	GS	CG	SHO	SV	IP	H	AB	R	ER	HR	HB	BB	SO	WP	BK	AVG
2014	GCL Tigers	3-2	3.83	10	8	0	0	0	42.1	38	156	20	18	4	0	20	43	5	0	.244
2015	Connecticut	5-4	2.23	12	12	0	0	0	64.2	45	233	21	16	1	1	19	55	3	0	.193
	West Michigan	0-0	3.38	4	3	0	0	0	18.2	21	73	7	7	0	1	6	14	0	0	.288
2016	Erie	0-0	6.75	1	1	0	0	0	4.0	7	16	3	3	1	0	3	1	0	0	.438
	West Michigan	5-3	3.82	13	12	1	0	0	75.1	79	293	34	32	6	1	22	69	4	0	.270
2017	Lakeland	0-1	4.87	6	2	0	0	1	20.1	27	86	15	11	2	0	9	17	2	0	.314
	West Michigan	9-3	3.22	16	16	0	0	0	89.1	89	340	38	32	8	3	32	66	10	0	.262
MINOR LEAGUE TOTALS		22-13	3.40	62	54	1	0	1	314.2	306	1197	138	119	22	6	111	265	24	0	.256

WEST, MATTHEW ROBERT O'NEIL

HEIGHT: 6-1
WEIGHT: 220
SCHOOL: Bellaire High School (TX)

BATS: R
THROWS: R

RIGHTHANDED PITCHER

BORN: November 21, 1988 - Houston, TX
RESIDENCE: Surprise, AZ

HOW OBTAINED: Signed by the Tigers as a Minor League free agent on January 31, 2018

Year	Club	W-L	ERA	G	GS	CG	SHO	SV	IP	H	AB	R	ER	HR	HB	BB	SO	WP	BK	AVG
2011	Spokane	1-2	3.12	23	0	0	0	9	26.0	23	95	9	9	3	3	1	35	2	0	.242
	Myrtle Beach	0-0	0.00	1	0	0	0	0	1.0	1	4	0	0	0	0	0	0	0	0	.250
2012	Myrtle Beach	0-3	6.64	17	0	0	0	0	20.1	18	75	16	15	1	2	16	14	2	1	.240
2013	AZL Rangers	0-1	0.00	1	1	0	0	0	0.0	2	2	2	2	0	0	2	0	2	0	1.000
2014	Frisco	2-0	0.68	8	0	0	0	3	13.1	7	45	1	1	1	1	2	10	3	0	.156
	Round Rock	3-3	4.15	33	1	0	0	1	43.1	52	177	25	20	4	5	16	54	4	0	.294
	Texas	0-0	6.75	3	0	0	0	0	4.0	6	17	3	3	0	0	1	3	0	0	.353
2015	AZL Dodgers	0-0	0.00	1	1	0	0	0	2.0	1	6	0	0	0	0	0	4	0	0	.167
	Tulsa	1-1	0.56	12	0	0	0	0	16.0	8	55	4	1	0	1	4	17	2	0	.145
	New Hampshire	0-0	0.00	7	0	0	0	1	12.0	9	44	1	0	0	1	4	17	1	0	.205
	Oklahoma City	1-1	7.83	14	0	0	0	0	23.0	31	99	24	20	3	0	9	17	2	0	.313
	Los Angeles (NL)	0-0	0.00	2	0	0	0	0	3.0	2	10	0	0	0	0	1	2	0	0	.200
2016	Oklahoma City	3-0	2.33	39	0	0	0	6	46.1	35	160	12	12	1	0	8	38	0	0	.219
MINOR LEAGUE TOTALS		11-11	3.54	156	3	0	0	20	203.2	187	762	94	80	13	13	62	206	19	1	.245
MAJOR LEAGUE TOTALS		0-0	3.86	5	0	0	0	7.0	8	27	3	3	0	0	0	2	5	0	0	.296

TIGERS MINOR LEAGUE PLAYERS



WILSON, KENNETH EARL (KENNY)

HEIGHT: 6-0

WEIGHT: 204

SCHOOL: Sickles High School (FL)

HOW OBTAINED: Signed by the Tigers as a Minor League free agent on December 16, 2017

Year	Club	AVG	G	AB	R	H	TB	2B	3B	HR	RBI	SH	SF	HB	BB	SO	SB	CS	OBP	SLG	E
2008	GCL Blue Jays	.210	51	162	25	34	44	6	2	0	12	1	2	7	20	60	25	3	.319	.272	3
2009	GCL Blue Jays	.200	8	25	6	5	9	2	1	0	0	0	0	1	3	8	3	1	.310	.360	0
	Lansing	.212	87	321	51	68	98	12	3	4	27	1	5	11	35	99	37	12	.306	.305	6
2010	Lansing	.216	95	361	54	78	96	10	4	0	22	6	0	8	51	112	35	11	.326	.266	2
	Dunedin	.138	18	58	5	8	9	1	0	0	4	2	0	0	8	15	5	0	.242	.155	0
2011	Dunedin	.201	48	164	21	33	45	8	2	0	10	2	0	6	16	52	17	4	.296	.274	0
2012	Lansing	.252	94	349	68	88	125	13	6	4	40	7	4	17	44	75	41	8	.360	.358	7
	Dunedin	.282	29	117	24	33	42	6	0	1	13	2	0	2	14	22	14	4	.368	.359	3
2013	GCL Blue Jays	.222	3	9	2	2	2	0	0	0	1	0	0	0	2	2	0	1	.364	.222	0
	Dunedin	.625	2	8	4	5	7	2	0	0	1	0	0	0	2	1	1	0	.700	.875	0
	New Hampshire	.259	55	216	31	56	81	14	1	3	11	2	0	5	19	56	16	6	.333	.375	5
2014	New Britain	.195	11	41	6	8	11	3	0	0	1	1	0	2	6	10	3	1	.327	.268	2
	New Hampshire	.241	44	170	24	41	59	4	2	15	5	2	4	11	48	14	5	.299	.347	2	
	Midland	.327	27	113	12	37	46	7	1	0	8	1	0	1	2	24	7	3	.345	.407	0
	Buffalo	.239	21	71	7	17	24	3	2	0	6	1	0	1	9	15	5	4	.333	.338	1
	Sacramento	.135	14	52	6	7	8	1	0	0	5	1	0	1	3	14	2	0	.196	.154	0
2015	Jacksonville	.270	130	497	77	134	196	24	7	8	48	6	5	4	58	108	37	9	.360	.394	6
2016	Jacksonville	.347	32	118	23	41	59	6	3	2	12	0	0	15	26	4	4	.421	.500	1	
	New Orleans	.219	93	310	37	68	85	14	0	1	20	0	2	7	39	75	26	8	.318	.274	3
2017	Midland	.250	19	64	13	16	25	1	1	2	8	0	0	2	10	14	3	2	.368	.391	1
	Nashville	.237	71	232	22	55	68	6	2	1	18	0	2	7	15	67	12	7	.301	.293	2
MINOR LEAGUE TOTALS		.241	952	3458	518	834	1139	143	39	28	282	38	22	86	382	903	307	93	.330	.329	44

WOODROW, DANIEL CHRISTOPHER (DANNY)

HEIGHT: 5-10

WEIGHT: 155

RECOMMENDED/SIGNED BY: Ryan Johnson (Tigers)

SCHOOL: Creighton University

HOW OBTAINED: Selected by the Tigers in the 12th round of the June 2016 draft

Year	Club	AVG	G	AB	R	H	TB	2B	3B	HR	RBI	SH	SF	HB	BB	SO	SB	CS	OBP	SLG	E
2016	GCL Tigers West	.351	18	57	10	20	27	7	0	0	9	1	1	1	9	12	5	0	.441	.474	2
	Connecticut	.276	36	145	21	40	47	5	1	0	13	0	1	0	12	32	8	2	.329	.324	1
2017	West Michigan	.271	116	469	73	127	152	17	4	0	47	13	6	2	51	93	31	11	.341	.324	4
MINOR LEAGUE TOTALS		.279	170	671	104	187	226	29	5	0	69	14	8	3	72	137	44	13	.347	.337	7

YEGUEZ, ENRIQUE LUIS

HEIGHT: 5-11

WEIGHT: 165

RECOMMENDED/SIGNED BY: Raul Leiva/Jesus Mendoza (Tigers)

HOW OBTAINED: Signed by the Tigers as a non-drafted free agent on October 19, 2017

Year	Club	W-L	ERA	G	GS	CG	SHO	SV	IP	H	AB	R	ER	HR	HB	BB	SO	WP	BK	AVG
(2018 will be first professional season)																				

YNIRIO, JORGE AQUILINO

HEIGHT: 5-11

WEIGHT: 168

RECOMMENDED/SIGNED BY: Aldo Perez/Carlos Santana (Tigers)

HOW OBTAINED: Signed by the Tigers as a non-drafted free agent on July 2, 2014

Year	Club	AVG	G	AB	R	H	TB	2B	3B	HR	RBI	SH	SF	HB	BB	SO	SB	CS	OBP	SLG	E
2015	DSL Tigers	.230	27	74	12	17	20	3	0	0	8	2	1	1	11	18	5	3	.333	.270	8
2016	DSL Tigers	.267	41	131	23	35	52	15	1	0	12	0	0	3	15	31	2	1	.356	.397	16
2017	GCL Tigers East	.226	35	106	9	24	27	1	1	0	5	2	0	0	3	21	4	3	.248	.255	10
MINOR LEAGUE TOTALS		.244	103	311	44	76	99	19	2	0	25	4	1	4	29	70	11	7	.316	.318	34

CENTER FIELDER

BORN: January 30, 1990 - Tampa, FL

RESIDENCE: Tampa, FL

CENTER FIELDER

BORN: January 26, 1995 - Chicago, IL

RESIDENCE: Wilmette, IL

RIGHTHANDED PITCHER

BORN: December 4, 2000 - Mariguitar, VZ

RESIDENCE: Mariguitar, VZ

SHORTSTOP

BORN: October 19, 1997 - Santo Domingo, DR

RESIDENCE: Santo Domingo, DR



TIGERS MINOR LEAGUE PLAYERS

ZEILE, SHANE TODD

HEIGHT: 6-1

WEIGHT: 211

RECOMMENDED/SIGNED BY: Matt Lea (Tigers)

SCHOOL: University of California, Los Angeles

HOW OBTAINED: Selected by the Tigers in the fifth round of the June 2014 draft

CATCHER

BORN: June 14, 1993 - Valencia, CA

RESIDENCE: Castaic, CA

Year	Club	AVG	G	AB	R	H	TB	2B	3B	HR	RBI	SH	SF	HB	BB	SO	SB	CS	OBP	SLG	E
2014	GCL Tigers	.222	21	63	10	14	23	1	1	2	6	1	1	1	4	14	0	1	.275	.365	4
2015	West Michigan	.191	36	131	12	25	34	5	2	0	14	2	2	2	13	30	0	0	.270	.260	3
	Connecticut	.252	35	119	20	30	59	9	1	6	20	0	0	0	8	30	1	0	.299	.496	3
2016	GCL Tigers East	.857	2	7	1	6	9	3	0	0	2	0	0	0	1	0	0	0	.875	1.286	0
	GCL Tigers West	.308	5	13	3	4	8	1	0	1	4	0	0	0	2	2	0	0	.400	.615	0
	West Michigan	.235	56	196	27	46	76	7	7	3	28	0	3	4	12	43	2	0	.288	.388	2
2017	GCL Tigers West	.306	9	36	5	11	13	2	0	0	6	0	0	0	3	8	2	0	.359	.361	0
MINOR LEAGUE TOTALS		.241	164	565	78	136	222	28	11	12	80	3	6	7	43	127	5	1	.300	.393	12

SPRING TRAINING





PUBLIX FIELD AT JOKER MARCHANT STADIUM TIGERTOWN SPRING TRAINING IN LAKELAND, FLORIDA

FACTS AND FIGURES

Stadium Location: 2301 Lakeland Hills Blvd., Lakeland, FL 33805

Playing Field Distances: Left Field Line, 340 feet; Center Field, 420 feet; Right Field Line, 340 feet.

Seating Capacity: 9,568

First Game: March 12, 1966 vs. Minnesota Twins

The Detroit Tigers return to Spring Training in 2018 for their 82nd season in Lakeland, and their 53rd at Publix Field at Joker Marchant Stadium.

The Tigers first trained in Lakeland in 1934 at Henley Field before moving a mile north to Joker Marchant Stadium in 1966. In July 2014, the Tigers agreed to extend their relationship with Lakeland for 20 additional years, ensuring their winter home remains in Lakeland for an unprecedented 100 years, through 2036.

Marchant Stadium was named in honor of the late Joker Marchant, Lakeland's former parks and recreation director. The all-concrete grandstand of the stadium was built by the City of Lakeland at a cost of \$500,000, and originally seated 4,900 spectators. Expansion projects beginning in the early 1970s brought the capacity to 7,100, and was recently upped again to 9,000. Previous renovations have included the addition of lights that allowed the first night game to be played in Lakeland in 1972, and a food/picnic court that was added in 1994 to enhance the fan experience.

Thanks to the support of the City of Lakeland, Polk County, the State of Florida and Publix, Joker Marchant Stadium underwent significant renovations prior to the 2017 season, improving training facilities for players, meeting space for the coaching staff and the gameday experience for fans.

The Tigers have trained exclusively in Lakeland since 1934, except for a three-year wartime sabbatical to Evansville, IN, from 1943-45. The association between the Detroit Tigers and City of Lakeland remains the longest-lasting relationship between a Major League team and a current Spring Training host city.

The Tigers all-time record at Publix Field at Joker Marchant Stadium is 422-339-24 and 4,120,483 fans have paid to see Tigers Grapefruit League games since the park opened.

All-Time Tigers Spring Training Sites

1901	Detroit, MI	1913-15	Gulfport, MS	1930	Tampa, FL
1902	Ypsilanti, MI	1916-18	Waxahachie, TX	1931	Sacramento, CA
1903-04	Shreveport, LA	1919-20	Macon, GA	1932	Palo Alto, CA
1905-07	Augusta, GA	1921	San Antonio, TX	1933	San Antonio, TX
1908	Hot Springs, AR	1922-26	Augusta, GA	1934-42	Lakeland, FL
1909-10	San Antonio, TX	1927-28	San Antonio, TX	1943-45	Evansville, IN
1911-12	Monroe, LA	1929	Phoenix, AZ	1946-	Lakeland, FL

PUBLIX  **FIELD**
JOKER MARCHANT STADIUM



PUBLIX FIELD AT JOKER MARCHANT STADIUM FEATURES

MORE SHADE

There are six sections that were recently covered (211-216), increasing the number of covered seats (rows N and up) from 1,246 to 2,098 (increase of 41%), while more seats are shaded with the extended roof.

CONCESSION STANDS AND OFFERINGS

The concession stands were recently rebuilt and expanded with all new equipment, offering more items, while rotating in new items to keep the menu fresh and exciting. A new point of sale system has been installed, aimed at shortening wait times, and digital menu boards allow for seamless posting of new food offerings and specials.

RESTROOMS

The number of women's restroom toilets recently increased 50%, from 48 to 72. Men's toilets/urinals also increased from 38 to 48. Two family restrooms were also added.

WHEELCHAIR ACCESSIBLE SEATING

Four wheelchair accessible seating sections were recently added atop sections 212, 214, 215 and 216, and while the wheelchair accessible section in 205 was removed, the number of ADA seats (wheelchairs and companion seats) increased from 30 to 42. Two additional elevators have been added, bringing the total to three. Elevators are now located near the home plate, first base and third base entrances.



PEPSI PAVILION

Featuring two tiers with covering to protect against the sun and rain, the Pepsi Pavilion is perfect for groups ranging from 30-200 people. A mix of fixed stadium seats, drink rails and picnic tables allow for groups to watch the action, or socialize with friends and family while enjoying an all-you-can-eat picnic.

MARGARITAVILLE

Presented by Margaritaville Rum & Tequila, the Florida themed Margaritaville Deck is located down the rightfield line, and mixes a Florida theme with views of the bullpens and clubhouse. Featuring two tiers of seating, Margaritaville is available during Spring Training to groups of 44-120, and will double as a group/public space during the Flying Tigers season.

LED HD VIDEO DISPLAYS AND SCOREBOARD

The stadium features a state-of-the-art HD videoboard and scoreboard, measuring 46 feet wide by 26 feet tall (1,196 square feet). It is one of the largest boards in all of Spring Training, and these boards will improve the gameday experience, from

sits atop the berm in left field, along with a ribbon board in right field. These boards will improve the gameday experience, from more player information and stats to new and exciting in-game promotions.

THE RUNWAY

Built on top of the former Lodwick Field Airstrip, The Runway connects the first base concourse and the berm, providing fans a 360-degree view of the field. Fans are able to watch the game from drink rails or beach chair seating, providing a special look into the bullpens. Fans in this area are also able to check out the history of TigerTown, and enjoy unique food and drink offerings.

CLUBHOUSE AND WEIGHT ROOM

New clubhouses were recently constructed for the Detroit Tigers and Flying Tigers, in addition to a 7,068 square-foot weight room and agility area, which is among the largest in all of professional baseball.

MINOR LEAGUE AND PRACTICE FIELDS

The TigerTown observation tower allows player development staff to get a 360-degree view of the four practice fields. One field has been replaced with artificial turf, making it suitable for play shortly after rain storms and allowing year-round activity, while the other fields are undergoing constant improvement. Practice mounds and a 9,000 square-foot air-conditioned indoor batting cage were also recently built.

REHABILITATION FACILITIES

The athletic training facility is outfitted with some of today's most advanced treatment and rehabilitative modalities, allowing Lakeland to become a year-round rehabilitation and training facility for all Major and Minor League players. From class IV laser technology to neuromuscular stimulation, the Tigers sports medicine staff is well equipped to promote a more efficient environment for the healing process to take place.

FETZER HALL AND TIGERTOWN FACILITIES

Adjacent to the 12-acre tract on which the stadium is situated is TigerTown, the Tigers Minor League training site since 1953. A three-story dormitory provides housing for 190 players and coaches. It was dedicated in 1971 and named in honor of the late John Fetzer, former owner and president of the Detroit Tigers. The move to the TigerTown facility in 1953 was aided by the use of barracks that were originally part of the Lodwick School of Aeronautics, a British training school for aviation cadets during World War II. The school closed in August, 1945, and was converted to a city airport, which was later named Lodwick Field. The barracks from the former training school allowed the team to provide room and board for players throughout Spring Training.

The original setup at Lodwick Field boasted four diamonds, a fieldhouse, recreation room and a dining hall, which was said to have served nearly 16,000 meals during Spring Training in 1953. The field provided the club with an all-encompassing facility that could serve the needs of the Minor League system during Spring Training. When the facility opened in 1953, the club owned three Minor League affiliates, and had working agreements with four other clubs. The 1953 Detroit Tigers Press Book stated that 200 rookies would be given the opportunity to display their wares in the first Minor League Spring Training, held at what is now the TigerTown complex.



TIGERS SPRING TRAINING INFORMATION

2018 SPRING SCHEDULE

DAY	DATE	OPPONENT	SITE	TIME*	TV/RADIO	
Thursday	February 22	Florida Southern College	Publix Field at Joker Marchant Stadium, Lakeland	1:05		
Friday	February 23	New York Yankees	George M. Steinbrenner Field, Tampa	1:05	FSD#/97.1FM	
Saturday	February 24	Toronto	Publix Field at Joker Marchant Stadium, Lakeland	1:05	97.1FM	
Sunday	February 25	Pittsburgh	Publix Field at Joker Marchant Stadium, Lakeland	1:05	1270AM	
		Toronto	Dunedin Stadium, Dunedin	1:07		
Monday	February 26	Baltimore	Ed Smith Stadium, Sarasota	1:05		
Tuesday	February 27	Philadelphia	Spectrum Field, Clearwater	1:05		
Wednesday	February 28	New York Yankees	George M. Steinbrenner Field, Tampa	1:05	FSD#	
Thursday	March 1	Atlanta (SS)	Publix Field at Joker Marchant Stadium, Lakeland	1:05	1270AM	
Friday	March 2	Miami	Publix Field at Joker Marchant Stadium, Lakeland	1:05	1270AM	
Saturday	March 3	Tampa Bay	Publix Field at Joker Marchant Stadium, Lakeland	1:05	97.1FM	
Sunday	March 4	Washington (SS)	Ballpark of the Palm Beaches, West Palm Beach	1:05		
Monday	March 5	New York Mets	First Data Field, Port St. Lucie	1:10		
Tuesday	March 6	New York Yankees	Publix Field at Joker Marchant Stadium, Lakeland	1:05	1270AM	
Wednesday	March 7	Toronto	Publix Field at Joker Marchant Stadium, Lakeland	1:05	1270AM	
Thursday	March 8	Pittsburgh	LECOM Park, Bradenton	1:05		
Friday	March 9	New York Mets	Publix Field at Joker Marchant Stadium, Lakeland	1:05	1270AM	
Saturday	March 10	Toronto	Dunedin Stadium, Dunedin	1:07	97.1FM	
Sunday	March 11	Atlanta	Publix Field at Joker Marchant Stadium, Lakeland	1:05**	FSD/97.1FM	
Monday	March 12	Washington	Publix Field at Joker Marchant Stadium, Lakeland	1:05	FSD/1270AM	
Tuesday	March 13	New York Yankees	George M. Steinbrenner Field, Tampa	1:05	FSD#/1270AM	
Wednesday	March 14	-----OPEN DATE-----				
Thursday	March 15	Atlanta	Champion Stadium, Kissimmee	1:05		
Friday	March 16	Philadelphia (SS)	Publix Field at Joker Marchant Stadium, Lakeland	1:05		
Saturday	March 17	New York Yankees	Publix Field at Joker Marchant Stadium, Lakeland	1:05	FSD+/97.1FM	
Sunday	March 18	Tampa Bay	Charlotte Sports Park, Port Charlotte	1:05		
Monday	March 19	Baltimore	Publix Field at Joker Marchant Stadium, Lakeland	1:05	1270AM	
Tuesday	March 20	New York Yankees	Publix Field at Joker Marchant Stadium, Lakeland	1:05	1270AM	
Wednesday	March 21	Atlanta	Champion Stadium, Kissimmee	6:05	FSD#	
Thursday	March 22	Philadelphia	Spectrum Field, Clearwater	1:05		
Friday	March 23	Atlanta	Champion Stadium, Kissimmee	1:05	FSD#/1270AM	
Saturday	March 24	Philadelphia	Publix Field at Joker Marchant Stadium, Lakeland	1:05	97.1FM	
Sunday	March 25	Atlanta	Publix Field at Joker Marchant Stadium, Lakeland	1:05	FSD/97.1FM	
Monday	March 26	Tampa Bay	Publix Field at Joker Marchant Stadium, Lakeland	1:05	FSD/1270AM	
Tuesday	March 27	Tampa Bay	Tropicana Field, St. Petersburg	12:35		

* - All times are Eastern Time (Detroit time)

** - Daylight Savings Time Begins

- Games broadcasted on alternative feeds (YES Network/FS South)

For more information or to purchase tickets, call (863) 413-4140, email springtraining@tigers.com or visit tigers.com/spring.



TIGERS SPRING TRAINING INFORMATION



ALL-TIME ATTENDANCE FIGURES

YEAR	HOME IN FL	ROAD IN FL	TOTAL	OTHER SITES	TOTAL
1966	27,808 (11)	28,180 (11)	55,988 (22)	66,359 (4)	122,347 (26)
1967	28,687 (14)	35,314 (13)	64,001 (27)	None	64,001 (27)
1968	30,258 (15)	37,843 (14)	68,101 (29)	None	68,101 (29)
1969	26,357 (11)	49,269 (14)	75,626 (25)	7,203 (1)	82,829 (26)
1970	28,677 (15)	32,847 (13)	61,524 (28)	None	61,524 (28)
1971	28,620 (14)	41,231 (13)	69,851 (27)	16,684 (2)	86,535 (29)
1972	38,597 (15)	32,035 (10)	70,632 (25)	None	70,632 (25)
1973	42,159 (15)	41,485 (12)	83,742 (27)	None	83,742 (27)
1974	37,408 (13)	37,127 (11)	74,535 (24)	11,183 (3)	85,718 (27)
1975	54,654 (18)	42,034 (14)	96,688 (32)	None	96,688 (32)
1976	31,805 (10)	15,488 (6)	47,293 (16)	None	47,293 (16)
1977	55,770 (16)	43,393 (12)	99,163 (28)	None	99,163 (28)
1978	66,771 (14)	48,438 (12)	115,209 (26)	14,131 (1)	129,340 (27)
1979	63,326 (14)	48,758 (12)	112,084 (26)	None	112,084 (26)
1980	47,912 (10)	45,334 (11)	93,246 (21)	19,044 (2)	112,290 (23)
1981	62,143 (17)	58,765 (17)	120,908 (34)	None	120,908 (34)
1982	69,053 (16)	44,111 (11)	113,164 (27)	None	113,164 (27)
1983	56,926 (14)	46,938 (11)	103,864 (25)	None	103,864 (25)
1984	70,867 (15)	57,471 (13)	128,338 (28)	None	128,338 (28)
1985	84,850 (15)	72,433 (14)	157,283 (29)	19,659 (1)	176,942 (30)
1986	86,764 (15)	68,101 (15)	154,865 (30)	None	154,865 (30)
1987	65,264 (13)	77,571 (16)	142,835 (29)	None	142,835 (29)
1988	90,858 (16)	71,377 (14)	162,235 (30)	None	162,235 (30)
1989	107,507 (17)	80,523 (15)	188,030 (32)	None	188,030 (32)
1990	26,606 (7)	28,569 (9)	55,175 (16)	None	55,175 (16)
1991	85,191 (15)	88,490 (16)	173,681 (31)	None	173,681 (32)
1992	88,700 (14)	86,431 (15)	175,131 (29)	7,218 (1)	182,349 (30)
1993	88,810 (15)	78,770 (14)	167,580 (29)	88,272 (2)	255,852 (31)
1994	87,835 (14)	83,690 (14)	171,525 (28)	26,662 (2)	198,187 (30)
1995	39,179 (19)	42,560 (20)	81,739 (39)	5,975 (1)	87,714 (40)
1996	74,164 (13)	68,933 (16)	143,097 (29)	None*	143,097 (31)
1997	69,544 (14)	64,198 (15)	133,742 (29)	17,612 (2)	151,354 (31)
1998	77,242 (16)	80,230 (16)	157,472 (32)	8,166 (1)	165,638 (33)
1999	80,440 (15)	76,120 (15)	156,560 (30)	8,816 (1)	165,376 (31)
2000	88,559 (17)	69,106 (14)	157,665 (31)	None	157,665 (31)
2001	75,318 (16)	58,033 (12)	133,351 (28)	None	133,351 (28)
2002	76,789 (19)	64,931 (14)	141,720 (33)	None	141,720 (33)
2003	71,864 (15)	89,083 (16)	160,947 (31)	None	160,947 (31)
2004	85,045 (18)	95,549 (16)	180,594 (34)	None	180,594 (34)
2005	104,808 (17)	82,171 (14)	186,979 (31)	None	186,979 (31)
2006	92,713 (19)	89,168 (17)	181,881 (36)	None	181,881 (36)
2007	122,074 (18)	114,877 (17)	236,951 (35)	None	236,951 (35)
2008	126,124 (17)	89,424 (14)	215,548 (31)	61,906 (2)	277,454 (33)
2009	117,724 (19)	97,855 (15)	215,579 (34)	28,085 (2)	243,664 (36)
2010	115,170 (16)	95,562 (15)	210,732 (31)	36,235 (2)	246,967 (33)
2011	122,827 (18)	101,901 (17)	224,728 (35)	None	224,728 (35)
2012	138,363 (18)	115,437 (16)	253,800 (34)	12,000 (1)	265,800 (35)
2013	139,935 (18)	125,697 (17)	265,632 (35)	None	265,632 (35)
2014	116,226 (15)	102,455 (14)	218,681 (29)	None	218,681 (29)
2015	134,377 (17)	131,899 (18)	266,276 (35)	None	266,276 (35)
2016	116,061 (15)	108,583 (15)	224,644 (30)	None	224,644 (30)
2017	127,345 (17)	128,409 (20)	255,754 (37)	None	255,754 (37)

Number of games played in parenthesis

*1996 - No attendance figures kept for two games in Nashville, TN

TIGERS SPRING TRAINING ATTENDANCE RECORDS

SPRING SEASON ATTENDANCE RECORDS			TOP FIVE CROWDS - PUBLIX FIELD AT JOKER MARCHANT STADIUM			
Category	Date	Total	Rank	Total	Date	Opponent
Florida Season Total	2015	266,276	1	10,451	3/29/2013	Tampa Bay
Overall Total	2008	277,454	2	10,307	3/15/2011	Boston
Other Site Total	1993	88,272	3	10,219	3/27/2010	New York (AL)
Home	2013	139,935	4	10,115	3/24/2012	New York (AL)
Road	2015	131,899	5	10,084	3/23/2013	New York (AL)

YEAR-BY-YEAR SPRING TRAINING EXHIBITION RECORDS

(Games vs. 'B' teams, Minor League teams or colleges not included)

YEAR	HOME	ROAD	W-L	Pct.	Other Sites	Total	Pct.	vs. AL	vs. NL
1966	7-4	6-5	13-9	.591	0-3	13-12	.520	6-5	7-7
1967	8-6	6-7	14-13	.519	None	14-13	.519	9-8	5-5
1968	9-6	5-9	14-15	.483	None	14-15	.483	7-9	7-9
1969	7-4	2-12	9-16	.360	0-1	9-17	.346	3-6	6-11
1970	7-8	5-8	12-16	.429	None	12-16	.429	8-6	4-10
1971	8-6	5-8	13-14	.481	0-2	13-16	.448	6-6	7-10
1972	12-3	4-6	16-9	.640	None	16-9	.640	7-6	9-3
1973	11-3	3-9	14-12	.538	None	14-12	.538	4-6	10-6
1974	7-6	4-7	11-13	.458	1-2	12-15	.444	4-5	8-10
1975	7-11	6-8	13-19	.406	None	13-19	.406	5-8	8-10
1976	5-6	3-3	8-9	.471	None	8-9	.471	4-2	4-7
1977	7-9	8-4	15-13	.536	None	15-13	.536	9-5	6-8
1978	11-3	7-5	18-8	.692	0-1	18-9	.667	9-3	9-6
1979	7-6-1	8-4	15-10-1	.596	None	15-10-1	.596	7-5-1	8-5
1980	4-6	5-6	9-12	.429	1-1	10-13	.435	5-7	5-6



TIGERS SPRING TRAINING INFORMATION

Year	Home	Road	W-L	Pct.	Other sites	Total	Pct.	vs. AL	vs. NL
1981	13-4	10-7	23-11	.676	None	23-11	.676	9-7	14-4
1982	8-8	3-8	11-16	.407	None	11-16	.407	7-8	4-8
1983	8-6	5-6	13-12	.520	None	13-12	.520	8-6	5-6
1984	7-8	4-9	11-17	.393	None	11-17	.393	5-8	6-9
1985	8-7	8-6	16-13	.552	0-1	16-14	.533	8-7	8-7
1986	10-5	8-6-1	18-11-1	.617	None	18-11-1	.617	12-7	6-4-1
1987	6-7	3-13	9-20	.310	None	9-20	.310	8-8	1-11
1988	8-8	3-11	11-19	.367	None	11-19	.367	6-14	5-5
1989	8-9	7-7-1	15-16-1	.484	None	15-16-1	.484	11-9	4-7-1
1990	3-2-2	3-6	6-8-2	.438	None	6-8-2	.438	3-4-2	3-4
1991	3-11-1	4-11	8-22-1	.274	None	8-22-1	.274	4-12	4-10-1
1992	7-7	8-7	15-14	.517	0-1	15-15	.500	5-7	10-8
1993	5-9-1	3-11	8-20-1	.293	0-2	8-22-1	.274	4-12	4-10-1
1994	8-5-1	4-9-1	12-14-2	.464	0-1-1	12-15-3	.450	7-11-2	5-4-1
1995	11-8	4-16	15-24	.385	0-1	15-25	.375	8-14	7-11
1996	9-5	8-5-1	17-10-1	.625	3-0	20-10-1	.661	8-6	12-4-1
1997	7-6-1	4-11	11-17-1	.397	1-1	12-18-1	.403	8-7-1	4-11
1998	11-5	6-8-2	17-13-2	.563	0-1	17-14-2	.545	14-4-1	3-10-1
1999	9-5	6-9	15-14	.517	0-1	15-15	.500	10-8	5-7
2000	11-4-1	4-10	15-14-1	.517	None	15-14-1	.517	10-5-1	5-9
2001	6-9	7-5	13-14	.481	None	13-14	.481	9-6	4-8
2002	10-7	6-8	16-15	.516	None	16-15	.516	8-9	8-6
2003	5-8-1	4-11-1	9-19-2	.303	None	9-19-2	.303	5-9-1	4-10-1
2004	7-9-1	7-8-1	14-17-2	.452	None	14-17-2	.452	3-8-2	11-9
2005	8-7-1	5-7-2	13-14-3	.481	None	13-14-3	.481	4-6-2	9-8-1
2006	10-6-1	8-9	18-15-1	.545	None	18-15-1	.545	8-8-0	10-7-1
2007	10-5-2	11-5-1	21-10-2	.677	None	21-10-2	.677	7-4-1	14-6-2
2008	8-5-3	7-9	15-14-3	.517	None	15-14-3	.517	3-6-2	12-8-1
2009	10-5-1	5-12	15-17-1	.469	None	15-17-1	.469	5-5	10-12-1
2010	11-4	7-8-2	18-12-2	.600	None	18-12-2	.600	8-5-1	10-7-1
2011	8-9	12-5	20-14	.588	None	20-14	.588	8-5	12-9
2012	10-4-3	10-4-2	20-8-5	.714	None	20-8-5	.714	5-3-1	15-5-4
2013	8-8-1	11-6-1	19-14-2	.575	None	19-14-2	.575	6-7-1	13-7-1
2014	8-7	7-5-2	15-12-2	.552	None	15-12-2	.552	5-4-1	10-8-1
2015	7-9-1	5-11-2	12-20-3	.375	None	12-20-3	.375	6-8	6-12-3
2016	11-4	7-7-1	18-11-1	.621	None	18-11-1	.621	6-6	12-5-1
2017	7-10	7-11-2	14-21-2	.405	None	14-21-2	.405	5-10	9-11-2

2017 GAME-BY-GAME EXHIBITION RESULTS

DATE	OPPONENT/RESULT	WINNING PITCHER	LOSING PITCHER	SAVE	ATTENDANCE
February 24	ORIOLES 2, @TIGERS 0	Wilson	Pelfrey	Crichton	6,334
February 25	@TIGERS 11, ASTROS 4	Hardy	Frias	--	5,279
February 26	@Mets 5, Tigers 2	Reed	Farmer	Taylor	5,518
February 27	@TIGERS 10, BRAVES 7	Kensing	Roe	--	5,089
February 28	@Yankees (SS) 9, Tigers 5	Layne	VerHagen	--	6,935
March 1	NATIONALS 9, @TIGERS 1	Ross	Pelfrey	--	4,735
March 2	Tigers 5, @Blue Jays 4	Mujica	Leone	Alcantara	6,248
March 3	PIRATES 11, @TIGERS 1	Brault	Verlander	--	6,513
March 4	@Rays 5, Tigers 2	Yarbrough	Boyd	Hu	9,349
March 4	YANKEES 11, @TIGERS 1	Pineda	Sanchez	--	6,532
March 5	@Phillies 8, Tigers 5	Rodriguez	Rondon	Ramos	7,745
March 6	ORIOLES 7, @TIGERS 2	Bundy	Pelfrey	--	7,170
March 7	PHILLIES 11, @TIGERS 6	Murray	J. Wilson	--	6,311
March 9	Tigers 5, @Mets 5	--	--	--	9,116
March 10	BLUE JAYS 6, @TIGERS 2	Lawrence	Zimmermann	--	9,834
March 11	@Yankees 7, Tigers 1	Tanaka	Norris	--	8,867
March 12	@TIGERS 4, METS 3	Pelfrey	Regnault	Baez	4,667
March 13	Tigers 3, @Nationals 3	--	--	--	2,884
March 14	Tigers 7, @Marlins 1	Boyd	Conley	--	8,752
March 15	@TIGERS 8, BRAVES 6	Sanchez	Dickey	Molleken	7,434
March 16	Tigers 5, @Braves 3	Norris	Collmenter	Farmer	9,704
March 17	YANKEES 3, @TIGERS 0	Tanaka	Fulmer	Montgomery	6,503
March 18	@TIGERS 5, MARLINS 4	Cuevas	Marte	Stumpf	7,197
March 19	Tigers 7, @Braves 5	Pelfrey	Colon	Saupold	8,105
March 20	Tigers 7, @Orioles 1	Boyd	Bleier	--	8,757
March 20	@TIGERS 5, METS 1	Sanchez	Harvey	--	5,487
March 22	@Blue Jays 5, Tigers 4	Biagini	Nesbitt	--	7,375
March 23	@Braves 2, Tigers 1	Johnson	Stumpf	--	8,181
March 24	@TIGERS 3, BRAVES 2 (10)	Mujica	Peterson	--	7,989
March 25	@Pirates 5, Tigers 4	Brault	Ryan	--	8,644
March 26	Blue Jays 4, @Tigers 3	Campos	Rodriguez	Allen	7,133
March 27	@Braves 11, Tigers 3	Foltynewicz	Norris	--	9,940
March 28	Tigers 6, @Yankees 3	Fulmer	Tanaka	Ryan	6,872
March 29	PHILLIES 8, @TIGERS 2	Garcia	Verlander	--	6,900
March 30	Tigers 7, @Orioles 3	Boyd	Bundy	Molleken	4,178
March 31	@Marlins 7, Tigers 1	Conley	Zimmermann	Guerra	3,547
April 1	@Marlins 3, Tigers 2	Kohler	Ecker	--	

Overall Record: 14-21-2 Home: 7-10 Road: 7-11-2 Neutral: 0-0 vs. AL: 5-10 vs. NL: 9-11-2



STATE OF THE ART TIGERTOWN



COMERICA PARK





COMERICA PARK HOME OF THE DETROIT TIGERS

FACTS AND FIGURES

Location: 2100 Woodward Avenue, Detroit, MI, 48201

Seating Capacity: 41,083

First Game: April 11, 2000 vs. Seattle Mariners

Playing Field Distances: Left Field Line, 345 feet; Left-Center Power Alley, 370 feet; Center Field, 420 feet; Right-Center Power Alley, 365 feet; Right Field Line, 330 feet.

Playing Field Fences: All outfield fences are eight feet, six inches, except for the left field fence, which measures at six feet, 10 inches high and a 100-foot section in right field which measures 11 feet, six inches high.

Area: The ballpark itself encompasses over 788,000 square feet. Including the outbuildings, the total square footage is over one million.

Lighting: Comerica Park contains 16 light towers, each standing five stories tall and containing a total of 840 light fixtures. When lit, the system emits approximately 1.2 million watts.

Dugouts: Connected to clubhouses by tunnels. Visitors on first base side, home on third base side.

Comerica Park is home to the Detroit Tigers, a charter member of the American League and one of the most storied franchises in Major League Baseball. The opening of the park on April 11, 2000 ushered in a new era of baseball in Detroit, featuring a multi-faceted fan experience in one of the premier venues in professional sports. Comerica Park was designed with fans in mind, and provides a one-of-a-kind experience for visitors of all ages.

THE DISTRICT DETROIT

The District Detroit is one of the largest sports and entertainment developments in the country. Located in the heart of Detroit, this 50-block, mixed-use development led by the Ilitch organization unites eight world-class theaters, five neighborhoods and three professional sports venues in one vibrant, walkable destination for people who want to live, work and play in an exciting urban environment. Home to the Detroit Tigers, Detroit Red Wings, Detroit Pistons and Detroit Lions, The District Detroit represents the greatest density of professional sports teams in one downtown core in the country. Learn more at DistrictDetroit.com.

THE CONCOURSES

Comerica Park's concourses are among the most generous of any sporting venue. The minimum width of the main concourse is 40 feet, though it becomes wider in many areas. The upper concourse is approximately 34 feet wide. Concourses at old Tiger Stadium were between 17 and 27 feet on the lower level, 11 feet behind the last row of the lower deck and 11 feet in the upper level.

THE WALK OF FAME

Fans are treated to a tour through the rich history of Detroit Tigers baseball as they walk through the main concourse at Comerica Park. The concourse is divided into a chronology of Tigers history, complete with artifacts

and exhibits. Decade monuments covering two decades each are placed along the concourse, towering from floor to ceiling and featuring rich memories from each era.

CONCESSIONS FACILITIES AND FOOD COURT

Typical ballparks have a point of sale (register) for every 200 fans; Comerica Park abbreviates the wait with one point of sale for every 125 fans. Prior to the 2016 season, permanent brick-faced concession stands were installed on the concourse to improve sightlines for fans. Among the many tantalizing food options are the FOX Sports Detroit Brushfire Grill behind third base and the Comerica Bank Big Cat Court behind first base, each featuring a wide range of snacks, sandwiches, frozen treats and other great munchies.

THE SCOREBOARD

One of the most stunning features at Comerica Park is the high definition LED video board in left field. The Daktronics board measures approximately 48 feet high and 127 feet wide, and utilizes the latest in LED technology to offer excellent clarity and contrast of video images. In addition to the main board, a five-foot high and 100-foot wide LED display is positioned beneath the main board to provide pitcher statistics and other information. The state-of-the-art technology continues on top of the board with a script Tigers logo that utilizes LED technology, allowing the lettering to change color and be animated for special events throughout the season.

FAMILY ENTERTAINMENT

In the middle of the Comerica Bank Big Cat Court, the Comerica Park Carousel is available for the young and young-at-heart, with patrons riding atop tigers instead of horses. Also, the Fly Ball Ferris Wheel, a baseball-themed ferris wheel, is located in the FOX Sports Detroit Brushfire Grill. The stunning Chevrolet Fountain above center field synchronizes music and light to spraying fountains of water.

SEATING LEVELS AND CAPACITIES

There are approximately 23,000 seats in the lower bowl of Comerica Park, and 2,000 in the two suite levels. There are roughly 12,000 in the main upper deck. From just past first base to the right-field foul line, there is a section with 4,000 seats that does not have a suite level. The upper deck in this level is approximately 15 feet lower, and closer to the field than the main upper deck.



PREMIUM SEATING AREAS

Comerica Park features four premium seating areas. Located at the upper rows of the lower bowl, the Tiger Den resembles the fashionable boxes at old-time sporting venues with movable chairs. A private lounge is available for patrons. Another premium seating area is located in the lowest rows of the lower bowl, called On-Deck Circle seats. Additionally, there are two levels of suites, which includes several party suites that are available for individual game rental.

COMERICA PARK STATUES

Comerica Park features larger-than-life sculptures of six Tigers legends, which overlook the field from the left field concourse. The sculptures feature Ty Cobb, Charlie Gehringer, Hank Greenberg, Willie Horton, Al Kaline and Hal Newhouser. They were designed by sculptor Omri Amrany, and were cast in stainless steel. Gate A features a sculpture of Hall of Fame broadcaster Ernie Harwell, greeting fans as they enter Comerica Park.

MOTORCITY CASINO HOTEL TIGER CLUB

The MotorCity Casino Hotel Tiger Club features approximately 20,000 square feet of entertainment space. There is seating for 300 patrons with a view of right field, a bar for 200, the Cigar Bar and a banquet facility.

CHAMPIONS CLUB

The Champions Club combines the perks of luxury seating with an open and relaxed lounge atmosphere. The Champions Club opened in 2006 and is located on the suite level down the left field line.

THE PEPSI PORCH

Prior to the 2014 season, the Pepsi Porch underwent an extensive renovation, including the addition of the New Amsterdam 416 bar, featuring a unique social setting with a relaxed outdoor environment. Fans in this area can sit comfortably in high-end outdoor furniture, with a nearby fire feature, big flat screen TVs, and enjoy a ballgame.

THE CHEVROLET PAVILION

The Chevrolet Pavilion features 1,800 square feet of entertainment space under the scoreboard in left field, near Gate C. It is available to rent for private parties, and offers a variety of food, beverage and bar options. The Chevrolet Pavilion provides a relaxing atmosphere with excellent views of the field, and multiple TVs to catch the action.





MILLER LITE PITCHER'S PUB

The Miller Lite Pitcher's Pub is open to the public and located on the Pepsi Porch in right field. Boasting a fun and relaxed atmosphere, flat screen TVs, and decor celebrating Detroit Tigers pitchers past and present, this is a great destination for a bite to eat and a beverage.

BLUE MOON BREWHOUSE

Located behind section 330, the Blue Moon Brew House delivers features such as lounge seating, private restrooms, and excellent food and beverage offerings. This upper deck lounge is air conditioned, heated and open to the public.

MOTORCITY CASINO HOTEL OFF-RAMP BAR

The MotorCity Casino Hotel Off-Ramp Bar features an over 50-foot bar with various beer selections on tap and nine large screens, creating the ultimate viewing experience of the scoreboard feed during the game and inning breaks. Located next to the Big Cat Court, the bar is also accessible from all levels via ramp.

GATED ENTRANCES

There are four gated entrances to Comerica Park, each featuring attractions on a grand scale. Among the features are immense 80-foot high baseball bats framing the gates, tiger sculptures and Pewabic tile accents.

FANTASTIC FIREWORKS

Not only is Comerica Park known for explosive action on the field, but also in the skies above. Beginning shortly after the park opened in 2000, fantastic fireworks displays have been held on select Fridays throughout the season, adding unrivaled value and fun to an already exciting atmosphere.

SPECIAL NEEDS ACCESS

Comerica Park complies with all guidelines of the ADA. In completing the facility, the Tigers worked extensively with organizations including The Paralyzed Veterans of America's Michigan Chapter and the Michigan Commission for the Blind to ensure accessibility for all fans and a great baseball experience for guests who enter Comerica Park.

THE TEAM

The design team of HOK Sport and the Detroit-based Smith, Hinchman and Grylls served as architects for Comerica Park, while Huber, Hunt & Nichols, Inc., Turner Construction Company and White Construction Company joined forces to form Hunt-Turner-White as construction management team. Private financing accounts for more than 60 percent of Comerica Park, with partners including the Tigers and a bank syndicate led by Sumitomo Bank, Limited, Societe General, First Chicago NBD, Provident Bank of Maryland, First of America Bank, Standard Federal Bank and Michigan National Bank. Public financing participants include the Michigan Strategic Fund (infrastructure), City of Detroit Downtown Development Authority and Wayne County.





MOMENTS IN COMERICA PARK HISTORY

Comerica Park is entering its 19th season as the home of the Detroit Tigers. Over nearly two decades, Comerica Park has seen many exciting moments that are part of the fabric of Detroit baseball history.

MIDSUMMER CLASSIC RETURNS TO MOTOWN

The first marquee Major League Baseball event to take place at Comerica Park was the 2005 Major League Baseball All-Star Game. It marked the fourth All-Star game in Detroit, and the first since 1971. The American League defeated the National League, 7-5, behind home runs from Mark Teixeira and Miguel Tejada. In the home run derby, Bobby Abreu set a Major League record, belting 24 home runs in the first round, and 41 home runs over the course of the contest.

PLAYOFF BASEBALL COMES TO COMERICA PARK

After clinching the American League Wild Card during the regular season and opening the 2006 playoffs at Yankee Stadium, the first postseason game in the history of Comerica Park was played on October 6, 2006. The Tigers defeated the Yankees, 6-0, and went on to win five of the six games held at Comerica Park during the 2006 playoffs.

MAGGLIO ORDOÑEZ BELTS HISTORIC HOME RUN TO SEND TIGERS TO THE FALL CLASSIC

Tigers right fielder Magglio Ordoñez stepped to the plate in the bottom of the ninth inning with the score tied at three in Game Four of the 2006 American League Championship Series. He belted a Huston Street offering into the Detroit sky for a game-ending three-run home run, propelling the Tigers to the club's first World Series berth since 1984.

WORLD SERIES BASEBALL AT COMERICA PARK

The Tigers have appeared in the World Series twice since Comerica Park opened in 2000. The Tigers split two games with the St. Louis Cardinals in the 2006 World Series, and lost both games to the San Francisco Giants in the 2012 World Series at Comerica Park.

VERLANDER FIRES SIXTH NO-HITTER IN FRANCHISE HISTORY

Justin Verlander fired the sixth no-hitter in franchise history on June 12, 2007, in a 4-0 victory over the Milwaukee Brewers. It marked the first no-hitter at Comerica Park, and the first no-hitter by a Tigers pitcher in Detroit since Virgil Trucks on May 15, 1952, at Briggs Stadium.





TICKETING AND SECURITY INFORMATION



ONLINE PURCHASING

To view and purchase Tigers tickets for the 2018 season, including single game, value packages or full/partial season plans, visit tigers.com.

COMERICA PARK BOX OFFICE

Located at Comerica Park on Witherell Street, the Box Office is open daily during the season, from 10:00 a.m. - 6:00 p.m. On game days, the Box Office opens at 10:00 a.m., and closes 30 minutes after the final pitch of the game. Closed on holidays.

PHONE ORDERS

Tickets may be ordered over the phone by calling tickets.com, at (866) 66-TIGER. Tickets.com is open Monday through Sunday, 9:00 a.m. - 9:00 p.m. Tickets purchased over the phone are subject to a supplemental convenience charge.

MAIL ORDERS

Mail orders should be sent to: Detroit Tigers Box Office, 2100 Woodward Ave., Detroit, MI, 48201. There is a \$10.00 handling charge per order.

ADDITIONAL INFORMATION

Call the Tigers at (313) 471-2000.

COMERICA PARK GUEST CODE OF CONDUCT

The Detroit Tigers are committed to creating a safe and comfortable family entertainment experience at the ballpark. Therefore, we have established the Guest Code of Conduct. Prohibited actions and behaviors include (but are not limited to) the following:

- Disruptive behavior, including obscene gestures, derogatory, foul, biased or abusive language directed at fans, players, umpires or anyone else
- Going onto the field, interfering with the progress of the game or a ball in play
- Intoxication, diminished capacity or otherwise appeared impairment by alcohol or drugs
- Wearing obscene or indecent clothing
- Sitting in seats other than what ticket permits, or refusal to show ticket when asked by Comerica Park representative
- Extreme acts of public affection
- Smoking (except in designated area)

Violation of our standards of guest conduct may result in guest(s) being ejected without refund, and possible arrest.

PROHIBITED ITEMS

Items prohibited from Comerica Park include, but are not limited to the following:

- Aerosol cans
- Animals (except certified service animals)
- Bags larger than 16" x 16" x 8", framed backpacks
- Baseball bats of any size, brooms and sticks
- Beach balls or other inflatable items
- Cans, glass bottles and open containers
- Fireworks, firearms and other weapons of any kind
- Hard-sided coolers
- Laser devices/pointers
- Noisemaking devices of any kind
- Selfie Sticks
- Unmanned aerial vehicles/drones

A complete list of prohibited items is available at tigers.com.

Items from the above list should be returned to your vehicle or discarded. All fans are subject to security screening procedures prior to entering the ballpark.

HOME OF

**DETROIT
TIGERS
BASEBALL**

**THE 97.1^{FM}
TICKET**
DETROIT SPORTS TALK ALL DAY

971THETICKET.COM



DETROIT TIGERS 2018 SCHEDULE

MARCH / APRIL						
SUN	MON	TUE	WED	THU	FRI	SAT
25	26	27	28	29 PIT 1:10	30	31 PIT 1:10
1 PIT 1:10	2 KC 1:10	3 KC 1:10	4 KC 1:10	5 CWS 4:10	6	7 CWS 2:10
8 CWS 2:10	9 CLE 6:10	10 CLE 6:10	11 CLE 6:10	12 CLE 6:10	13 NYY 7:10	14 NYY 1:10
15 NYY 1:10	16	17 BAL 6:40	18 BAL 6:40	19 BAL 1:10	20 KC 7:10	21 KC 1:10
22 KC 1:10	23	24 PIT 7:05	25 PIT 7:05	26 PIT 12:35	27 BAL 7:05	28 BAL 7:05
29 BAL 1:05	30 TB 7:10					

MAY						
SUN	MON	TUE	WED	THU	FRI	SAT
		1 TB 7:10	2 TB 1:10	3 KC 2:15	4 KC 8:15	5 KC 4:15
6 KC 2:15	7 TEX 8:05	8 TEX 8:05	9 TEX 2:05	10	11 SEA 7:10	12 SEA 4:10
13 SEA 1:10	14 CLE 7:10	15 CLE 7:10	16 CLE 1:10	17 SEA 10:10	18 SEA 10:10	19 SEA 9:10
20 SEA 4:10	21 MIN 8:10	22 MIN 8:10	23 MIN 1:10	24	25 CWS 7:10	26 CWS 4:10
27 CWS 1:10	28 LAA 1:10	29 LAA 7:10	30 LAA 7:10	31 LAA 1:10		

JUNE						
SUN	MON	TUE	WED	THU	FRI	SAT
					1 TOR 7:10	2 TOR 4:10
3 TOR 1:10	4	5 BOS 7:10	6 BOS 7:10	7 BOS 7:10	8 CLE 7:10	9 CLE 4:10
10 CLE 1:10	11	12 MIN 7:10	13 MIN 7:10	14 MIN 1:10	15 CWS 8:10	16 CWS 2:10
17 CWS 2:10	18	19 CIN 7:10	20 CIN 12:35	21	22 CLE 7:10	23 CLE 6:10
24 CLE 1:10	25 OAK 3:10	26 OAK 7:10	27 OAK 7:10	28 OAK 1:10	29 TOR 7:07	30 TOR 1:07

JULY						
SUN	MON	TUE	WED	THU	FRI	SAT
1 TOR 1:07	2 TOR 1:07	3 CHC 2:20	4 CHC 2:20	5 TEX 7:10	6 TEX 7:10	7 TEX 4:10
8 TEX 1:10	9 TB 7:10	10 TB 7:10	11 TB 12:10	12	13 HOU 8:10	14 HOU 4:10
15 HOU 2:10	16	17 ★ ALL-STAR GAME (WASH)	18	19	20 BOS 7:10	21 BOS 6:10
22 BOS 1:10	23 KC 8:15	24 KC 8:15	25 KC 2:15	26	27 CLE 7:10	28 CLE 6:10
29 CLE 1:10	30	31 CIN 7:10				

AUGUST						
SUN	MON	TUE	WED	THU	FRI	SAT
		1 CIN 1:10	2	3 OAK 10:05	4 OAK 9:05	
5 OAK 4:05	6 LAA 10:07	7 LAA 10:07	8 LAA 4:07	9	10 MIN 7:10	11 MIN 6:10
12 MIN 1:10	13 CWS 7:10	14 CWS 7:10	15 CWS 1:10	16 MIN 8:10	17 MIN 8:10	18 MIN 7:10
19 MIN 2:10	20	21 CHC 7:10	22 CHC 7:10	23 CWS 7:10	24 CWS 7:10	25 CWS 6:10
26 CWS 1:10	27	28 KC 8:15	29 KC 2:15	30 NYY 7:05	31 NYY 7:05	

SEPTEMBER						
SUN	MON	TUE	WED	THU	FRI	SAT
						1 NYY 4:05
2 NYY 1:05	3 CWS 2:10	4 CWS 8:10	5 CWS 8:10	6	7 STL 7:10	8 STL 6:10
9 STL 1:10	10 HOU 6:40	11 HOU 6:40	12 HOU 1:10	13	14 CLE 7:10	15 CLE 1:05
16 CLE 1:10	17 MIN 7:10	18 MIN 7:10	19 MIN 1:10	20 KC 7:10	21 KC 7:10	22 KC 6:10
23 KC 1:10	24	25 MIN 8:10	26 MIN 8:10	27 MIN 8:10	28 MIL 8:10	29 MIL 7:10
30 MIL 3:10						

HOME PREMIUM

HOME REGULAR

HOME VALUE

ALL DATES AND TIMES SUBJECT TO CHANGE.



@TIGERS
@TIGERSDETROIT



FACEBOOK.COM/TIGERS



@TIGERS



TIGERS

(866) 66-TIGER

tigers.com