

20 WORLD 17

CHAMPIONS



GEORGE SPRINGER
2017 WORLD SERIES MVP



JOSE ALTUVE
2017 AL MVP



ALLAN H. SELIG AWARD FOR PHILANTHROPIC EXCELLENCE

2018 HOUSTON ASTROS OFFICIAL
MEDIA GUIDE

NEVER SETTLE



2018 HOUSTON ASTROS REGULAR SEASON

MARCH/APRIL

SUN	MON	TUE	WED	THU	FRI	SAT
				29 T 7:05	30 T 7:05	31 T 7:05
1 T 6:05	2 A 6:40	3 A 7:10	4 A 1:10	5 A 6:10	6 SD 7:10	7 SD 6:10
8 SD 1:10	9 T 7:10	10 T 7:10	11 T 12:10	12 T 6:10	13 A 7:05	14 T 2:05
15 T 7:05	16 T 6:10	17 T 6:10	18 T 6:10	19 T 6:10	20 A 7:10	21 A 6:10
22 M 1:10	23 A 7:10	24 A 7:10	25 A 1:10	26 A 6:10	27 A 7:10	28 A 6:10
29 A 1:10	30 A 7:10					

MAY

SUN	MON	TUE	WED	THU	FRI	SAT
		1 T 7:10	2 T 7:10	3 T 1:10	4 A 6:10	5 A 6:10
6 A 3:10	7 A 6:05	8 A 6:05	9 A 6:35	10 A 6:10	11 A 7:10	12 A 6:10
13 A 1:10	14 A 6:10	15 A 6:07	16 A 6:10	17 A 6:10	18 C 7:10	19 C 2:10
20 C 7:05	21 C 6:10	22 A 7:10	23 A 1:10	24 C 6:10	25 C 6:10	26 C 6:10
27 C 12:10	28 A 12:05	29 A 6:05	30 A 5:35	31 A 7:10		

JUNE

SUN	MON	TUE	WED	THU	FRI	SAT
					1 A 6:10	2 A 6:10
3 A 6:55	4 A 6:10	5 T 7:10	6 T 7:10	7 T 7:05	8 T 7:05	9 T 6:10
10 T 2:05	11 T 6:10	12 A 6:05	13 A 6:05	14 A 3:35	15 A 7:15	16 A 1:15
17 A 1:15	18 A 7:10	19 A 7:10	20 A 7:10	21 A 6:10	22 A 7:10	23 A 6:10
24 A 1:10	25 A 7:10	26 A 7:10	27 A 1:10	28 A 6:10	29 A 6:10	30 A 3:10

JULY

SUN	MON	TUE	WED	THU	FRI	SAT
1 A 6:10	2 A 6:10	3 T 6:10	4 T 6:10	5 T 7:10	6 A 6:10	7 A 6:10
8 A 1:10	9 A 7:10	10 A 7:10	11 A 7:10	12 A 1:10	13 A 7:10	14 A 3:10
15 A 1:10	16 A 6:10	17 A 6:10	18 A 6:10	19 A 6:10	20 A 6:07	21 A 6:10
22 A 6:10	23 A 6:10	24 A 3:10	25 A 7:10	26 A 6:10	27 A 7:10	28 A 6:10
29 A 1:10	30 A 6:10	31 A 6:10				

AUGUST

SUN	MON	TUE	WED	THU	FRI	SAT
			1 T 3:05	2 T 6:10	3 A 6:10	4 A 6:10
5 A 3:10	6 GIANTS 6:15	7 GIANTS 2:15	8 A 6:10	9 A 7:10	10 A 7:10	11 A 6:10
12 A 1:10	13 A 6:10	14 A 7:10	15 A 7:10	16 A 6:10	17 A 6:05	18 A 3:05
19 A 6:05	20 A 6:10	21 A 6:10	22 A 6:10	23 A 6:10	24 A 6:07	25 A 6:07
26 A 1:10	27 A 7:10	28 A 7:10	29 A 1:10	30 A 7:10	31 A 7:10	

SEPTEMBER

SUN	MON	TUE	WED	THU	FRI	SAT
						1 A 6:10
2 A 1:10	3 A 1:10	4 A 7:10	5 A 7:10	6 A 6:10	7 A 6:10	8 A 3:05
9 A 7:10	10 A 6:10	11 A 6:10	12 A 12:10	13 A 6:10	14 A 7:10	15 A 6:10
16 A 1:10	17 A 7:10	18 A 7:10	19 A 7:10	20 A 6:10	21 A 7:10	22 A 6:10
23 A 6:10	24 A 6:07	25 A 6:07	26 A 6:07	27 A 6:05	28 A 6:05	29 A 6:05
30 A 6:05						

Tentative schedule as of 9/1/18 and subject to change.

HOME FRIDAY NIGHT FIREWORKS AWAY

RADIO | SPORTSTALK 790 TV | AT&T SPORTSNET
ALL GAMES ARE CENTRAL TIME



ON THE COVER:

The 2018 Houston Astros Media Guide cover looks back on a magical 2017 season, which ended in an Astros World Series Championship. The Astros were champions on and off the field, as the cover features both the **Commissioner's Trophy** and the **Allan H. Selig Award for Philanthropic Excellence**, which is Major League Baseball's highest honor for the charitable efforts of its clubs.

Five-time All-Star **Jose Altuve** is also prominently featured on the cover as the 2017 American League Most Valuable Player. This marks his fourth straight year to be featured on the Astros Media Guide cover and his fifth overall (2013, 2015-18).

The 2017 World Series MVP, **George Springer**, is the second player featured on the cover as he pushed the club to its first title in franchise history. In the Fall Classic, Springer dazzled, hitting .371 (11x29) with five home runs and seven RBI. This marks his first time on the Astros Media Guide cover.

Looking forward to 2018, the Astros marketing campaign features the mantra "Never Settle." It follows their very successful 2017 campaign "Earn It," which the Astros certainly did with their efforts on and off the field.

TABLE OF CONTENTS

All-Star Game	470	Astros Foundation	8	Orbit	12
1968 All-Star Game	470	Astros Youth Academy	10	Pinch-Hitting Records	407
1986 All-Star Game	471	Caravan and FanFest	11	Pitching Records	
2004 All-Star Game	472	Community Leaders	9	20-Game Winners/No-Hit Games	429
All-Star Selections	445	Doubleheaders All-Time	429	Individual Pitching	401
All-Time Roster	447	Fielding Records		Team Pitching	406
Attendance Records	433	Individual Records	408	Season and Career Top 10	412
Astros Attendance In Houston	435	Team Fielding	409	Year-by-Year Individual Leaders	416
Astros Attendance On the Road	435	Front Office	17	Year-by-Year Team Statistics	418
Home Series Attendance	435	Staff List	18	Player Biographies	55
Monthly Attendance	433	Executive Bios	22	Postseason Records	460
Team Series Attendance	434	History and Records	37	Rookie Records	
Top 10 Postseason Home Crowds	436	Houston's Major League History	377	Batting/Pitching	408
Top 25 Reg. Season Home Crowds	436	Retired Numbers	374	Rut	
Year-by-Year Attendance	433	Stadium History	384	Media Guidelines	484
Awards		Uniform History	385	MLB Retractable Roof Guidelines	492
BBWAA Awards	442	Home Runs		Scouting and Player Development	241
Gold Glove Award Winners	443	Double-Digit Rookie Homers	420	Affiliate Directory	252
Historical Award Voting	422	Grand Slams	423	Affiliates:	
MVP Winners	422	Inside-the-Park Home Runs	427	Fresno Grizzlies	258
Pitchers of the Month	443	Walk-Off Home Runs	426	Corpus Christi Hooks	264
Player Development Awards	242	Last Time It Happened	392	Bues Creek Astros	269
Players of the Month	443	Last Trade With	456	Quad Cities River Bandits	274
Batting Records		League Leaders	428	Tri-City ValleyCats	279
Individual Batting	399	Media Information	479	Gulf Coast League Astros	283
Season and Career Top 10	412	Media Information – Spanish	482	Dominican Summer League	287
Single-Season Leaders by Position	441	Media Wall of Honor	389	Baseball Operations Staff	247
Streaks	420	Media Relations Staff	489	Draft History	334
Team Batting	404	Minute Maid Park		Minor League Coordinators	253
Year-by-Year Individual Leaders	416	Ballpark Information	494	Minor League Players	295
Year-by-Year Team Statistics	418	By the Numbers/Dimensions	499	Organizational Leaders	244
Best Win-Loss Records by Game	432	Construction Facts	499	Rankings	243
Birthdays	54	Home Run Distance Leaders	458	Scouting Staff	250
Broadcasters		Leaders	457	The Astros Dominican Academy	294
Current	486	Seating Diagram	500	Season in Review, 2017	339
Historical	387	Obituaries	4	Spring Training	473
Coaching Staff		Opening Day		Sweeps Charts	430
All-Time Roster	450	Game Results	437	Win-Loss Records	409
Current Staff	42	Lineups	438	World Series Recap	2
Community	5	Opponents	353	Year-by-Year Results	431

ALL RIGHTS RESERVED, COPYRIGHT 2018, HOUSTON ASTROS BASEBALL

The Houston Astros official 2018 Media Guide was printed on Feb. 16, 2018. It was prepared by the Astros Communications Department with information available by that date. Statistics were generated by the MLB Information System, MLB.com, MiLB.com, Baseball-Reference.com, the Elias Sports Bureau and STATS, Inc. For more information and updates on materials, please contact the Astros Communications department.

Editor: Steve Grande

Editorial Assistance: Anita Sehgal, Gene Dias, Dena Propis, Chris Peixoto, Jake Holtrop, Tom Liguori

Cover, Interior and Additional Graphics: Anita Sehgal, Jason Wooden, Chris David Garcia, Alex Grigas, Roxy Dominguez, Larry Provitt

Photography: Alex Bierens de Haan, Bill Baptist, Getty Images

Printing: Absolute Color



ASTROS TITLE 56 YEARS IN THE MAKING

MAGICAL POSTSEASON RUN FEATURED VICTORIES

OVER RED SOX, YANKEES, DODGERS BY: BRIAN MCTAGGART / MLB.COM

No team has been woven into the fabric of Houston sports longer than the Astros, who were founded in 1962 as the expansion Colt .45s and grew up with a city on the rise. Through heartbreak and triumph, unforgettable highs and crushing lows, the Astros persevered.

So when second baseman Jose Altuve fielded a grounder off the bat of Corey Seager and calmly threw the ball across the Dodger Stadium diamond to teammate Yuli Gurriel at first base for the final out of the 113th World Series, it was a moment 56 seasons in the making.

“We all put it on the line for seven months, and now we get to celebrate,” veteran catcher Brian McCann said.

The Astros completed their decades-long odyssey to a championship. The final out was recorded at 10:58 p.m. CT on Nov. 1, before 54,124 fans at Dodger Stadium. The Astros beat the Dodgers, 5-1, in Game 7 of the World Series, setting off a celebration that could be felt all the way to Houston.

“We were at the bottom,” said pitcher Dallas Keuchel, who endured a 111-loss season in 2013 that was the low point of the team’s rebuild. “Nobody wanted to come here. It was an open tryout, and now it’s a destination for players to come. We’ve got MVPs wanting to come here, we’ve got Cy Youngs wanting to come here. We’re on top of the world ... literally.”

The Astros mobbed one another on the field in a scrum of orange in an ending fit for Hollywood. Back home in Houston, the moment generations of fans had waited years to see brought unprecedented outbursts of emotion.

The Astros are World Series champions.

“It’s unbelievable,” World Series Most Valuable Player George Springer said. “It’s indescribable. When you get to [Spring Training], you know who you have, you see



what you have, and there’s always the thought of ‘We could do it,’ but the 162-plus games is a lot of games. And lot of things have to go right in order to get here.”

A city that only a couple of months ago was devastated by Hurricane Harvey rallied around its baseball team and held on tight.

“You know what, Houston? We’re a championship city,” manager A.J. Hinch said. “This team loves playing in Houston, and we’re going to love bringing this World Series trophy back to Houston.”

“We take great pride in being there for Houston at that time. Obviously, they responded by falling in love with this team. Our September was incredible, October was even better. And November, we’re pretty good.”

The Astros, who slumped through August, acquired Justin Verlander at the end of the month and zoomed to the American League West title. They took down the mighty Red Sox in the AL Division Series and the mightier Yankees in the AL Championship Series before meeting another iconic franchise -- the Dodgers, who haven’t won a World Series since 1988. Those teams featured the three highest payrolls in baseball in 2017.



In a Fall Classic full of heart-stopping moments, the Astros rallied to win Game 2 in dramatic fashion in Los Angeles and walked off to win an epic Game 5 in Houston, 13-12, in a game started by two Cy Young Award winners. The Dodgers' Game 6 victory set the stage for the biggest win in Astros franchise history in Game 7.

"They put a lot of fight in the whole series, and we need to tip our cap to the Dodgers," Hinch said. "That's going to go down as one of the more remarkable World Series of all time, and that takes two teams to do that. That team across the way equally could have been champions. We just outlasted them."

How this team reached the pinnacle of baseball is in itself a remarkable story.

When an ownership group led by Jim Crane hired a forward-thinking general manager in Jeff Luhnow late in 2011, the Astros traded veteran players and began stockpiling Draft picks and young talent. Altuve was already in the fold, as were Springer and Keuchel. They were soon joined by Marwin Gonzalez, Carlos Correa and Alex Bregman.

After three consecutive seasons of at least 100 losses, the Astros made a postseason run in 2015, but they fell short in 2016. With a young core in place, management added veterans Carlos Beltran, McCann and Josh Reddick a year ago. Verlander, who came over in a trade from the Tigers, was the final piece. A championship team was built. Astros legends were made.

"This team was special from the get-go, even before we got the guys we acquired from the Deadline," Reddick said. "We knew this was a team that could get us to the stage we wanted to be. We all realized that from Spring Training with the moves we made, trading for Brian, getting Carlos Beltran, getting Charlie Morton and trading for Verlander and [Francisco Liriano] and Cameron Maybin, everybody contributed. There's not really many guys you can point out and say, 'They're the reason we're here.' You look around this whole clubhouse, and everybody participated."

After the early days of Judge Hofheinz and the magical Astrodome, to the rainbow uniforms and the Killer B's, the Astros' rich history now includes a championship.



Four years removed from their third consecutive 100-loss season, the Astros delivered Houston's third major sports title -- and the first in 22 years -- led by a relentless offense and a pitching staff with grit and heart.

"It won't hit us until we get home in front of our whole city and we celebrate and we bring the trophy home," Hinch said.

For lifelong Astros fans, a World Series title means so much more.

It was a win for Bob Aspromonte, Jimmy Wynn and Bob Watson. It was for Joe Niekro, Art Howe and Cesar Cedeño. It was for Shane Reynolds, Brad Ausmus and Larry Dierker. It was for Craig Biggio and Jeff Bagwell -- both of whom were in attendance on Wednesday. And it was for the Astros who left too soon -- Ken Caminiti, Darryl Kile and Jose Lima.

It was for every Astros fan who endured the playoff heartbreaks of 1980 and 1986, who left the Astrodome in frustration in the late 1990s when their team couldn't get past the Braves and who cringed when Albert Pujols' homer off Brad Lidge won Game 5 of the 2005 National League Championship Series -- a series the Astros won two days later for their first World Series appearance.


The ups and downs, they all make sense now. The Astros are champions.





RUBEN AMARO SR.: Our game suffered a significant loss on March 31, 2017, with the passing of **Ruben Amaro Sr.** During his long, distinguished career as a Major League player, coach, executive and scout, Amaro became one of the most

respected figures in baseball, both domestically and internationally. His accomplishments in baseball were considerable, but the grace, class and dignity with which he carried himself were what made him special and unique. The Astros were extremely fortunate to have Amaro as part of the organization during the latter years of his outstanding career. As part of his long, memorable career in baseball, Amaro served as a professional and international scout for the Astros from 2010-16. He was 81 on the date of his passing.



BOB BRUCE: As a member of the original Colt .45s team, **Bob Bruce** will always have a special place in the history of the Astros organization, playing a significant role in several milestone moments. Bruce holds the distinction of


starting the final game ever played at Colt Stadium in 1964, and the very first official game in the new Astrodome in 1965. He was a popular player both on and off the field and helped solidify the Astros as a Major League franchise in the early years. Bruce passed away on March 14, 2017, at the age of 83.



JAMIE HILDRETH: Popular, longtime Astros executive **Jamie Hildreth** passed away in West Palm Beach, Florida, on Friday, Feb. 24, 2017, at the spry age of 72. Hildreth, who most recently served as the

Astros Senior Vice President of Broadcasting and Alumni Relations, joined the Astros in 1987 as Director of Broadcasting. In his three decades with the club, Jamie had success in several areas, including sales, sponsorship and broadcasting. His infectious, entertaining personality helped him develop lasting relationships with generations of Astros broadcasters, players, front office staff, sponsors, fans and media members. Although he had many talents, his ability to make those around him smile may have been his strongest attribute. Prior to joining the Astros, Jamie had a successful career in radio, which included stops at KRBE and KTRH in Houston and KTRM/KALO

in Beaumont, TX. In 2014, he was nominated for induction into the Texas Radio Hall of Fame. Also in 2014, Jamie received the Fred Hartman Award for long and meritorious service, given annually by the Houston Chapter of the Baseball Writers Association of America. He received a Bachelor of Science degree from the University of Houston, majoring in radio and television. Jamie is survived by his wife, Theresa, two sons, Jeff and Shane, and five grandchildren: Hayward, John, Alexandra, Audrey and James.



LEE MAY: Former Astros slugger **Lee May** passed away on Saturday, July 29, 2017, at the age of 74. May played first base for the Astros for three seasons from 1972-74, posting his best season in 1972, when he was an All-Star and finished ninth

in the MVP voting. Nicknamed the "Big Bopper", May hit 81 home runs in his three seasons with Houston before the club traded him to Baltimore in December of 1974. He finished his 18-year Major League career in 1982 with 354 career home runs.



CHARLEY TAYLOR: Longtime Astros minor league coach **Charley Taylor** passed on Feb 18, 2017, after a long battle with cancer. Taylor spent an amazing 38 seasons with the Astros, his first seven as a player from 1969-75. After his retirement,

Taylor had a brief stint in the Reds front office before returning to the coaching ranks with the Astros in 1982. He went on to coach for 31 years in the Astros system (1975-2008, 2011-12), finishing his coaching career as a pitching coach for the Astros GCL team in 2012. In 2011, Taylor was named the Astros Player Development Man of the Year.



ANTHONY YOUNG: On June 27, 2017, former Astros pitcher **Anthony Young** passed away at the age of 51 in Houston. Young pitched six seasons (1991-96) in the Major Leagues, the final for his hometown Houston Astros in 1996. Upon

his retirement from baseball, Young remained in the Houston area, teaching the game he loved to hundreds of children and teens for several years. Young was a Houstonian by birth and graduated from Furr High School before attending the University of Houston.

NEVER
SETTLE



ASTROS IN THE
COMMUNITY

ASTROS COMMUNITY RELATIONS

OVERVIEW

The Astros Foundation and Community Relations team manage a wide variety of community and charitable programs that focus on supporting youth baseball and softball, honoring members of our nation's military and veterans, aiding in the fight against cancer and helping Houston's homeless population. These efforts are an investment in the Houston community and speak to a culture of giving back that touches every facet of the Astros organization.

In 2017, the Astros Foundation was awarded the Allan H. Selig Award for Philanthropic Excellence, Major League Baseball's highest recognition of the charitable efforts of its clubs, for the Astros Community Leaders program.

To learn more about the Astros Foundation and community programs, please visit www.astros.com/community or www.astros.com/foundation.



ASTROS COMMUNITY RELATIONS

ASTROS AUTOGRAPHED ITEMS

The Astros' commitment to our community includes assisting qualified local 501(c)(3) nonprofits with their fundraising efforts through in-kind donations, including autographed items, tickets or ballpark related in-kind experiences. All requests must be made online. Information is available at www.astros.com/community.



ASTROS PLAYER, ALUMNI AND FRONT OFFICE APPEARANCES

Astros players, alumni, owners and executives make a select number of appearances throughout the year. Businesses and groups who wish to request an appearance by an Astros player, alumnus or front office member should complete and submit an appearance application at least four to six weeks prior to the proposed event. The application should include detailed information on the event including specific date, time, exact location of the appearance, how many people will be in attendance and the purpose of the event. The Astros online appearance request forms are available at www.astros.com/community.



IN THE COMMUNITY

PLAYERS

PLAYER DEVELOPMENT

2017 REVIEW

OPPONENTS

HISTORY AND RECORDS

SPRING TRAINING

MEDIA INFORMATION

MINUTE MAID PARK

THE ASTROS FOUNDATION



The Astros Foundation, the official 501(c)(3) team charity of the Houston Astros, seeks to harness the passion of baseball fans to support youth baseball and softball programs, the recognition and honor of our nation's military, childhood cancer awareness and efforts to reduce homelessness. Its cornerstone initiatives include the Community Leaders program, the Astros Youth Academy and the Astros RBI (Revising Baseball in Inner Cities) and JrRBI programs.

The Astros Foundation hosts several marquee events throughout the year, including the Diamond Dreams Gala, Share2Care Raffle, Picnic in the Park, the Astros Foundation Golf Classic, Badges & Bases Run and AT&T and Astros Foundation Charity Game.



ASTROS COMMUNITY LEADERS

MLB Commissioner Rob Manfred and Astros Owner and Chairman Jim Crane with the Allan H. Selig Award for Philanthropic Excellence, which was awarded to the Astros Community Leaders program in 2017.



Developed by Astros Owner and Chairman Jim Crane, the Community Leaders program seeks to provide the next generation of young athletes with the environment and resources they need to develop physically and mentally. Baseball and softball teach young players the importance of teamwork, perseverance and commitment, principles that will serve them not only on the field, but throughout their lives.

The Community Leaders program has grown significantly since its inception in 2013. Through the help of its generous corporate partners, the program now impacts thousands of children and their youth baseball and softball leagues throughout the city, providing additional resources, instructional player and coaching clinics, infrastructure enhancements, uniforms and equipment. The Community Leaders program has expanded its footprint and scope to include established community centers and youth programs throughout Greater Houston, and provides tens of thousands of uniforms and equipment to children at no cost.

For its efforts, the Community Leaders program received the 2017 Allan H. Selig Award for Philanthropic Excellence, Major League Baseball's highest honor for the charitable efforts of its clubs.



IN THE COMMUNITY

PLAYERS

PLAYER DEVELOPMENT

2017 REVIEW

OPPONENTS

HISTORY AND RECORDS

SPRING TRAINING

MEDIA INFORMATION

MINUTE MAID PARK

ASTROS YOUTH ACADEMY 2801 VICTORY DRIVE, HOUSTON, TX 77088

A cornerstone of the Astros youth baseball and softball initiative is the Houston Astros Youth Academy, which provides free baseball and softball instruction, life-skills training and academic support to young athletes in the Greater Houston Area. The Academy's experienced staff members serve over 10,000 participants, year-round.

The Academy is also home to the Houston Astros RBI program, JrRBI program, summer camps and year-round clinics. Astros RBI, in its fourth year as an Astros Foundation-run program, has already established a legacy of success. For the third consecutive year, all three of the Astros RBI teams, including softball, senior baseball and junior baseball, advanced to the MLB RBI World Series.



ASTROS 2018 CARAVAN AND FANFEST

The 2018 Houston Astros Caravan presented by Academy Sports + Outdoors hit the road in January to bring the excitement of the club's first World Series Championship to Astros fans all over Texas! The Astros 2018 Caravan made stops throughout Houston, Austin, San Antonio and Corpus Christi to give Astros players, coaches and broadcasters an opportunity to connect with and thank fans for their support and Astros pride. The tour visited first responders, student athletes, members of the military and Astros fans of all ages.



Thousands of Astros fans packed Minute Maid Park for the Astros 2018 FanFest on Saturday, Jan. 13. The free fan event featured autograph sessions with Astros current and former players, fan forums, multiple photo experiences, an interactive social media zone, swings in the batting cages, running the bases and throws in the bullpen. FanFest activity voucher and garage sale proceeds benefitted the Astros Foundation.



IN THE COMMUNITY

PLAYERS

PLAYER DEVELOPMENT

2017 REVIEW

OPPONENTS

HISTORY AND RECORDS

SPRING TRAINING

MEDIA INFORMATION

MINUTE MAID PARK



ORBIT

00

MASCOT

Height: Can you really put a measurement on FUN?

Weight: A lot less in outer space

Species: Homerunus Spectacularus

Birthplace: Foul Territory of the Grand Slam Galaxy

Age: How long is a light-year?

Since rejoining the team in 2012 as the official mascot of the Houston Astros, Orbit has quickly become one of the most popular mascots in baseball and all of sports! During pregame, you can often find him giving a fun Astros “welcome” to some of baseball’s top athletes such as Mike Trout, Chris Archer, Francisco Lindor and Adrian Beltre. During the game itself, be on the lookout for some of Orbit’s signature shenanigans which can happen on the field or even right next to you in the stands. And if you happen to catch one of our Friday Night Fireworks shows following every Friday night home game, you can often find Orbit performing as the opening act for that night’s show!

Whether it’s on the dugout, in the stands or on the field, Orbit’s hilarious hijinks have garnered attention from some of the world’s top media outlets, including ESPN, MLB Network, FOX Sports, CBS Sports, SB Nation, Yahoo! Sports, The Huffington Post, USA Today, E! Online, MTV, and GQ Magazine to name a few! Many of these performances can be found online, where their respective videos have collectively garnered nearly half a billion views.

Orbit’s contributions don’t stop on the field. In the community, Orbit makes nearly 300 appearances a year! These include everything from public appearances such as community festivals and parades, to private events such as corporate events and birthday parties. Orbit also has been known to participate in a number of promotional stunts throughout the year, including taking on the BP MS 150 bike ride from Houston to Austin, rappelling down the side of the Four Seasons hotel, and tag-teaming events such as the Houston Marathon and the Cypress Triathlon with other Houston-area mascots. Additionally, Orbit offers a series of educational assembly shows geared toward elementary schools that cover topics such as literacy, anti-bullying, saying no to drugs, STEM and leading a healthy lifestyle.

In 2017, Orbit released his very first children’s book, *Orbit’s First Day of School!* The book covers topics such as making new friends, how to handle bullies, embracing differences, celebrating strengths and practicing respect. They are available for purchase exclusively at the Astros Team Store at Minute Maid Park.



NOTES

- He’s a World Series Champion!
- Starred in an ESPN “This Is SportsCenter” commercial
- Named the “Best Mascot in Houston” by the Houston Press three years running
- Three-time nominee of MLB.com’s “Greatness in Baseball Yearly Awards” (GIBBYs)
- Two-time winner of the GameOps.com “Best Mascot” Award
- Selected as the only mascot to represent Major League Baseball’s All-Star team in the 2014 Japan All-Star Series
- Winner of the inaugural “Mascot Madness” contest by Yahoo! Sports
- Voted “Sexiest Alien Alive” by Extraterrestrial Magazine

ORBIT APPEARANCES

Book Orbit for your next event! He does birthdays, corporate events, Bar-Mitzvahs, sorority inductions, surprise haircuts and potty-training celebrations just to name a few!

For more information, please call 713-259-8303 or visit www.astros.com/orbit.

You can also find Orbit on Facebook and Twitter, @OrbitAstros!



ORBIT

PLAYERS

PLAYER DEVELOPMENT

2017 REVIEW

OPPONENTS

HISTORY AND RECORDS

SPRING TRAINING

MEDIA INFORMATION

MINUTE MAID PARK

NEVER
SETTLE



ASTROS
FRONT OFFICE

EXECUTIVE OFFICE

Owner and Chairman.....	Jim Crane
President of Business Operations.....	Reid Ryan
Executive Advisor.....	Nolan Ryan
Senior Vice President, Business Operations.....	Marcel Braithwaite
Senior Vice President, Corporate Partnerships.....	Matt Brand
Senior Vice President, Community Relations and Executive Director, Astros Foundation.....	Twila Carter
Senior Vice President, Ticket Sales and Service.....	Jason Howard
Senior Vice President and General Counsel.....	Giles Kibbe
Senior Vice President, Marketing and Communications.....	Anita Sehgal
Chief Financial Officer.....	Michael Slaughter
Vice President, Tax.....	Vito Ciminello
Vice President, Communications.....	Gene Dias
Vice President, Strategy and Analytics.....	Michael Dillon
Vice President, Stadium Operations.....	Bobby Forrest
Vice President, Information Technology.....	Chris Hanz
Vice President, Foundation Development.....	Marian Harper
Vice President, Merchandising and Retail Operations.....	Tom Jennings
Vice President, Human Resources.....	Vivian Mora
Vice President, Finance.....	Doug Seckel
Vice President, Event Sales and Operations.....	Stephanie Stegall
Vice President, Marketing.....	Jason Wooden
Senior Counsel.....	Leslie Oguchi
Paralegal.....	Jessi Merlo
Executive Assistants.....	Eileen Colgin, Brenda Schiro

BASEBALL OPERATIONS

General Manager.....	Jeff Luhnow
Assistant General Manager, Player Acquisition.....	Mike Elias
Senior Director, Baseball Operations, Research and Innovation.....	Brandon Taubman
Special Assistant to the General Manager.....	Craig Biggio
Special Assistant to the General Manager.....	Enos Cabell
Special Assistant to the General Manager.....	Roger Clemens
Special Assistant to the General Manager, Player Personnel.....	Kevin Goldstein
Special Assistant to the General Manager, Process Improvement.....	Sig Mejdal
Special Assistant to the General Manager, Baseball Operations.....	Oz Ocampo
Director, Florida Operations.....	Jay Edmiston
Director, Research and Development.....	Mike Fast
Director, Sports Medicine & Performance.....	Bill Firkus
Director, Player Development.....	Pete Putila
Director, Minor League Operations.....	Armando Velasco
Senior Technical Architect.....	Ryan Hallahan
Senior Manager, Team Operations.....	Derek Vigoa
Senior Developer, Research and Development.....	Danny Friedheim
Manager, Latin American Development and Operations.....	Caridad Cabrera
Manager, Amateur Scouting Analysis.....	Charles Cook
Manager, Baseball Operations.....	Brendan Fournie
Manager, Pro Scouting.....	Matt Hogan
Manager, Major League Advance Information.....	Tom Koch-Weser
Manager, International Scouting.....	Eve Rosenbaum
Manager, Research and Development.....	Colin Wyers
Analyst, Research and Development.....	Adam Brodie
Analyst, Research and Development.....	Catherine Cage
Analyst, Research and Development.....	Ryan Ferguson
Analyst, Pro Scouting.....	Will Sharp
Developer, Research and Development.....	Chandler Evans
Supervisor, Education and Acculturation.....	Doris Gonzalez
Executive Assistant, Baseball Administration.....	Krystell Castillo
Coordinator, Major League Advance Information.....	Tommy Kawamura
Coordinator, Major League Video and Advance Information.....	Antonio Padilla
Coordinator, Minor League Technology.....	Samuel Visser
Assistant, Player Acquisition.....	Brian Rodgers
Assistant, Minor League Operations.....	Sarah Steinberg

BALLPARK ENTERTAINMENT

Senior Director, Ballpark Entertainment	Chris E. Garcia
Senior Manager, Marketing Entertainment	Kyle Hamsher
Producer/Production Manager	Rob Runnels
Lead Editor/Motion Graphics	Justin Petty
Content Producer	Lauren Blackwell
Producer/Editor	Adam Edwards

BROADCASTING

Manager, Broadcasting	Ginny Gotcher Grande
TV Announcers	Geoff Blum, Todd Kalas
Radio Announcers	Robert Ford, Steve Sparks
Spanish Radio Announcers	Francisco Romero, Alex Treviño
Radio Producer/Engineer	Matt Boltz

BUSINESS OPERATIONS

Senior Director, Business Operations	Dan O'Neill
Senior Director, Risk Management	Monica Rusch

CLUBHOUSE

Clubhouse and Equipment Manager	Carl Schneider
Visiting Clubhouse Manager	Steve Perry
Clubhouse Attendants	David Burd, Stacy Gallagher
Minor League Equipment Manager	Trevor Morris

COMMUNICATIONS

Senior Managers, Communications	Steve Grande, Dena Propis
Coordinator, Communications	Chris Peixoto

COMMUNITY RELATIONS, ASTROS FOUNDATION, ASTROS YOUTH ACADEMY

Director, Astros Youth Academy	Daryl Wade
Manager, Astros Youth Academy	Duane Stelly
Coordinators, Community Relations and Astros Foundation	Rachel Bubier, Andrew Remson
Coordinator, Astros Youth Academy	Megan Hays
Community Outreach Executives	Bill Brown, Jose Cruz, Jimmy Wynn

CORPORATE PARTNERSHIPS

Senior Director, Corporate Partnerships	Creighton Kahoalii
Senior Director, Corporate Partnerships and Special Event Sales	Jeff Stewart
Director of Sales, Corporate Partnerships	Keshia Henderson
Sales Managers, Corporate Partnerships	Enrique Cruz, Matt Richardson
Senior Account Managers, Corporate Partnerships	Melissa Hahn, Andrew Shipp
Account Managers, Corporate Partnerships	Chris Leahy, Everett Wolf

ENGINEERING AND STADIUM OPERATIONS

Senior Director, Stadium Operations	Thomas Bell
Director, Audio/Visual	Lowell Matheny
Directors, Stadium Operations	Dave McKenzie, Jonovon Rogers
Director, Security and Parking	Ben Williams
Manager, Parking	Gary Rowberry
Manager, Engineering	Michael Seighman
Supervisors, Engineering	Johnny Burton, William Connaught, Brian Hayward
Coordinator, Audio/Visual	Jack Schott
Technicians	Kevin Chap, Joe Cisneros, Julian Delgado, Joey Gaines, Juan Gonzalez Faz, Ray Flores, Seth Foreman, Alfredo Gonzalez, Jason Helmerich, Eric King, Reggie McInlave

FINANCE

Senior Manager, Payroll	Michelle Ober
Manager, Payroll	Jessica Brooks
Controller	Abby Brantley
Assistant Controller	Luke Franken
Analysts, Accounting	Jennifer Carpenter, Michael Harrington, Brad Russell

FRONT OFFICE

PLAYERS

PLAYER DEVELOPMENT

2017 REVIEW

OPPONENTS

HISTORY AND RECORDS

SPRING TRAINING

MEDIA INFORMATION

MINUTE MAID PARK

GROUNDS CREW

Head Groundskeeper.....	Izzy Hinojosa
First Assistant Groundskeeper.....	Chris Wolfe
Second Assistant Groundskeeper.....	James Vaughn
Groundskeeper.....	Willie Berry
Groundskeeper III.....	Jake Cooley, Mike Lidecker, Sixto Zapata

GUEST SERVICES AND TOURS

Senior Director, Guest Services.....	Michael Kenny
Manager, Guest Services.....	Kristen Lundgren
Coordinator, Guest Services.....	Chris Martin
Coordinator, Tours.....	Chris Rawls

HUMAN RESOURCES

Senior Managers, HR.....	Chanda Lawdermilk, Jennifer Springs
Manager, Benefits and Compensation.....	Edna Troncoso
Manager, Safety.....	Lena Vogt
Coordinators, HR.....	Heather Kuehn, Tabitha Terrell
Receptionist.....	Helen Washington

INFORMATION TECHNOLOGY

Director, Project Management.....	Karambir Kalsi
Systems Administrator.....	Alex Shinpoch
Operations Administrator.....	Dusty Thibodeaux
Help Desk Manager.....	Cindy Saenz
System Coordinator.....	Justin Weintraub
Networking Coordinator.....	Clint Naron
Client Support.....	Chris Fuentes, Ruben Ruiz

MARKETING

Senior Director, Operations and Insights.....	Craig Swaisgood
Director, Creative Services.....	Chris David Garcia
Senior Manager, Promotions and Events.....	Brianna Carbonell
Senior Manager, Media Marketing.....	Ryan Smith
Senior Manager, Marketing Entertainment.....	Richard Tapia
Manager, Social Media.....	Danny Farris
Graphic Designers.....	Roxy Dominguez, Alex Grigas
Team Photographer.....	Alex Bierens De Haan
Coordinator, Digital Marketing.....	Sarah Kincart
Coordinators, Promotions and Events.....	Daniel Klimpel, Nicole Perry
Coordinator, Creative Production.....	Larry Provitt

MEDICAL STAFF

Head Athletic Trainer.....	Jeremiah Randall
Major League Assistant Athletic Trainer.....	Scott Barringer
Team Physical Therapist.....	Matt Holland
Major League Strength Coach.....	Brendan Verner
Assistant Major League Strength Coach.....	Trey Wiedman
Massage Therapist.....	Katsumi Oka
Head Team Physician.....	Dr. David Lintner
Team Physicians.....	Dr. Pat McCulloch, Dr. Thomas Mehlhoff, Dr. James Muntz
Team Chiropractor.....	Dr. Dana Harper
Team Dietician.....	Roberta Anding
Applied Sport Scientist.....	Jose Fernandez
Mental Skills Coordinator.....	Jesse Michel, Ph.D., CMPC

RETAIL AND MERCHANDISING OPERATIONS

Retail Buyer.....	Josiah Gallow
Assistant Buyer.....	Shamaine St. Julien
Manager, Authentication.....	Mike Acosta
Manager, Retail Store.....	Micah Arceneaux
Manager, Warehouse.....	Ada East
Manager, Retail Operations.....	Brandon Puls
Coordinator, Office Services.....	Shelton Starling

SPECIAL EVENT SALES AND OPERATIONS

Senior Managers, Special Event Operations..... Jean Hardy, Cara Lewanda
 Manager, Special Event Operations..... Josh Herman, Alexandria Price
 Account Executive, Special Events..... Caleb Ambrose, Alexis Grimm, Jordan Keller
 Coordinators, Special Event Operations..... Mario Flores

STRATEGY AND ANALYTICS

Senior Director, Strategy and Analytics..... Jay Verrill
 Manager, CRM..... J. Chase Kanaly
 Senior Analyst..... Justin Wolin

TICKET SALES AND SERVICES

Senior Director, Ticket Sales..... P.J. Keene
 Senior Director, Premium Sales and Service..... Clay Kowalski
 Director, Box Office Operations..... Bill Cannon
 Director, Season Ticket Services..... Jeff Close
 Director, Ticket Operations..... Mark Cole
 Director, Season Ticket Sales..... Andre Luck
 Manager, Box Office Operations..... Marcus Barfield
 Manager, Group Sales..... Mariza Lerma
 Manager, Inside Sales..... Adam Martelli
 Manager, Premium Sales and Service..... Austin McCormick
 Manager, Ticket Operations..... Trevor Purvis
 Specialist, Premium Service..... Maria-Eleni Soechting
 Senior Account Executive, Group Sales..... Brent Broussard
 Senior Account Executive, Season Ticket Services..... Jeff Troncoso
 Account Executives, Group Sales..... Mick Dell'Orco, Tyler Martens, David Piccirilli, Brannon Ramos,
 Tyler Shedron, Ryan Veinotte, Maggie Vivero, Hannah Walker
 Account Executives, Premium Sales..... Greg Van Sickler, Cody Vanghel
 Account Executives, Season Ticket Sales..... Alex Alley, Nathan Biggs, Drew Billington, Keith Cordero, Jr.,
 Christian Duda, Juan Guerrero, Jordan Johnson,
 Lawrence Pious, Bryan Soulard, Brittany Willett
 Account Managers, Season Ticket Services..... Whitney Anderson, Adam Campbell, Corinne Dunn,
 Michael Hurley, Josh Taylor

 Representatives, Ticket Operations..... Ramsey Ishaq, Rafael Soto
 Senior Sales Consultant..... Stephanie Rivera
 Sales Consultants..... Dean Bisceglia, Katarina Casas, Brendan Hermes, Ethan Miller,
 Olivia Podaras, Erik Robertson, Chris Rodek, Nicole Schuttenhelm,
 Jacob Sorgi, Carlee Stetson, Tripp Winkler, Holly Webb,
 Savannah Xenakis, Adrian Yancelson

FRONT OFFICE

PLAYERS

PLAYER DEVELOPMENT

2017 REVIEW

OPPONENTS

HISTORY AND RECORDS

SPRING TRAINING

MEDIA INFORMATION

MINUTE MAID PARK



JIM CRANE

OWNER & CHAIRMAN



On Nov. 17, 2011, Major League Baseball unanimously approved the purchase of the Houston Astros by a group headed by Houston businessman Jim Crane, marking the beginning of a new era of Astros baseball. On Nov. 1, 2017, nearly six years from the date Jim purchased the team, the Houston Astros won the first World Series Championship in franchise history.

As Owner and Chairman, Jim Crane hit the ground running upon taking control of the Astros in 2011 by immediately putting his plan to rebuild the franchise into action. As a highly successful businessman in Houston and former standout college pitcher, Jim's credentials made him the perfect choice to build a winning team both on and off the field in Houston.

From the start, Jim was clear about his

goals: to make the Astros a ballclub that can have sustained success at the Major League level by building a top-notch farm system and to provide Astros fans with an outstanding experience at Minute Maid Park.

In just six years, Jim Crane took the Astros from worst to first in spectacular fashion. Houston's farm system, which was ranked as one of the worst in baseball in 2011, was ranked No. 1 by ESPN in 2014 and has remained one of the best year after year, despite regularly graduating top prospects. The Major League club went from a 111-loss season in 2013 to winning 101 games in the 2017 regular season, the second-most in franchise history, and ultimately its first World Series Championship. With a strong core of young talent returning to the Major League squad in 2018 and more reinforcements coming up from the minor leagues, the future remains bright for the Astros organization.

In order to make the experience at Minute Maid Park one of the best in baseball, the Astros made several large-scale renovations to the ballpark under Jim's leadership. Renovations include the Diamond Club, main concourse, Honda Club Level, installation of a state-of-the-art sound system, refurbishment of the player's clubhouse and workout facility, installation of new grass on the playing field and the debut of the new and improved center field area in 2017. The multi-million-dollar investment in center field was the most recent innovative update that showcases Jim's commitment to making Minute Maid Park a great destination for fans of all ages.

Jim recognized the need for a new Astros Spring Training facility and successfully moved the team to West Palm Beach in 2017, where players and fans now enjoy a brand new, state-of-the-art facility. He also successfully brokered the purchase of the Double A Corpus Christi Hooks in 2015 and was closely involved with the recent acquisition of a Class A Advanced affiliate in the Carolina League.

Under Jim's leadership, the Astros have supported several of MLB's diversity initiatives, including MLB's eighth annual Civil Rights Game and ancillary activities as well as MLB's Diversity Summit, a sports employment and business opportunity career and trade fair. Houston has twice hosted the Urban Invitational, a nationally-televised collegiate baseball tournament designed to give HBCUs and their baseball programs national exposure, as well as the Breakthrough Series, a collegiate and professional scouting showcase featuring a diverse group of some of the top high school players in the country.

Passion for the Game

Jim hails from St. Louis, Mo. where he became a loyal, spirited fan of the St. Louis Cardinals. As a teenager, he caddied for members of the Cardinals team at local golf clubs and parked cars for patrons at Cardinals games. Jim was impressed by the Cardinals' caring, family atmosphere and the team's close ties with the local community. He has carried these values forward throughout his life in business, philanthropic and personal relationships.

As a young man, Jim put his innate passion for baseball into action at Central Missouri State University (now the University of Central Missouri), where he was a standout pitcher for the Mules from 1973-76 under the late, revered coach, Robert Tompkins. He had a four-year record of 21-8 with an earned-run average of 2.42, and ranks first in career complete games (23), first in career shutouts (7) and third in career strikeouts (215). Jim still holds the Mules' single-game strikeout record with 18, and in 1997, was in-



ducted into the Central Missouri State University Athletic Hall of Fame.

Jim was the primary underwriter of a \$1.2 million renovation in 1998 of the old Mules Field on the University of Central Missouri campus. On Jan. 21, 1998, the facility was renamed the James R. Crane Stadium/Robert N. Tompkins Field in honor of Jim and his beloved coach. Jim continues to contribute to the college annually to provide athletic scholarships for Mules baseball. In October 2015, Jim and the UCM Foundation announced plans to upgrade the university's baseball facility with a new synthetic turf playing surface in a continuing effort to make the Central Missouri baseball program one of the best in the country. On Jan. 29, 2017, Jim was enshrined in the Missouri Sports Hall of Fame for his outstanding pitching career at the University of Central Missouri, his generous donations to the UCM baseball program and his successful efforts in rebuilding the Houston Astros franchise.

Jim earned a Bachelor of Science degree in industrial safety from Central Missouri State University in 1976. This led to a loss-control job evaluating commercial risks for an insurance company and then a move to Houston in 1982, where he entered the freight forwarding business.



Success in the Business World

In March of 1984, at the age of 30 and with \$10,000 borrowed from his sister, Jim founded Eagle USA Airfreight (EGL, Inc.). In his first office located in Houston with a sole employee, Jim handled the loading and trucking himself. The company made money in its first month, and Jim ultimately built it into an organization of more than 10,000 employees with 400-plus facilities in 139 countries. EGL was named one of Houston's "Best Places to Work," and reached No. 599 on the Fortune 1000 list during Jim's tenure. Jim has been the recipient of a long list of awards and honors for his entrepreneurial activities and business successes. The company was acquired in an LBO transaction in August 2007.

In August of 2008, Crane formed Crane Worldwide Logistics (CWL), a premier global provider of customized transportation and logistics services. CWL continues to grow rapidly with experienced members of Crane's management team and sales force at the helm.

Jim's love of baseball is unabated, and he has added the game of golf to his athletic endeavors. He acquired the Florida, a private golf resort in Palm City, Fla., in 2010.

Giving Back

As Astros Owner and Chairman, Jim has embraced the opportunity to give back to the City of Houston and beyond. In the immediate aftermath of Hurricane Harvey, Jim and the Astros ownership group were among the first to pledge \$4 million to relief efforts. Jim also facilitated the shipment of more than 240,000 pounds of disaster relief supplies to Puerto Rico, where he was instrumental in transporting families of Astros and other MLB players, as well as hospitalized patients in critical condition, to safety.

One of his first initiatives was the creation of the Astros Community Leaders program, which won the prestigious Allan H. Selig Award for Philanthropic Excellence in 2017. Formerly known as the Commissioner's Award, this award is MLB's highest recognition of the charitable and philanthropic efforts of its clubs.

Jim is committed to providing local children the opportunities he feels baseball afforded him in his youth, and therefore developed the concept for the Community Leaders program. A multi-million-dollar partnership was formed with the City of Houston's Parks and Recreation Department and included participation from several corporate partners, whose financial donations supported the field refurbishments, year-round maintenance, league programming and uniforms. Now, tens of thousands of young athletes receive free uniforms, equipment, tickets to Astros games and professional instruction through the Community Leaders program. The parents, coaches and league participants also benefit from different types of clinics through the Community Leaders program, attending clinics on coaching, groundskeeping, nutrition, education, and much more.

"Baseball was very important to my own development," Jim said. "Playing baseball made me a lot more confident and comfortable in my ability to achieve things. I'd like to be able to help more kids get the opportunities I had through baseball."



HOUSTON ASTROS OWNERSHIP HISTORY

Roy Hofheinz, R.E. "Bob" Smith (1962-65) and partners	1962-1976
GE Credit, Ford Motor Credit	1976-1979
John McMullen	1979-1992
Drayton McLane Jr.	1992-2011
Jim Crane	2011-present



REID RYAN

PRESIDENT OF BUSINESS OPERATIONS



Reid Ryan enters his sixth season with the 2017 World Champion Astros after being named the club's President of Business Operations on May 17, 2013. Reid, 46, brings enthusiasm and energy to the organization while also providing a wealth of experience working in professional baseball.

Reid's unique background and history with the Astros franchise made bringing the first World Series Championship to Texas all the more special, especially in the aftermath of Hurricane Harvey. He was on-hand to help friends and neighbors recover from the storm, with a hammer and nail when necessary, and has supported the efforts of the Astros Foundation, Astros players and personnel to get Houston back on its feet. He worked closely with Houston Mayor Sylvester Turner to bring the Astros back home after the storm and supported the decision to postpone a regular season game in order to visit displaced Houstonians at the George R. Brown Convention Center with several Astros players and coaches.



From day one, Reid has emphasized the importance of the fan experience and has made it a personal mission to openly engage with the Astros fan base. At nearly every home game, Reid can be found in the stands speaking with Astros fans. Within a few weeks of starting his new position, Reid used fan feedback to open the ballpark earlier in order to give fans access to Astros batting practice, which is now stadium policy. He was also instrumental in securing the Astros new Spring Training facility in West Palm Beach, Fla. and new High A affiliate in Fayetteville, N.C. Additionally, Reid has played a critical role in the major renovations to Minute Maid Park over the past three years, including the new center field area that debuted in 2017. Reid proudly supports the efforts of the Astros Foundation and the Community Leaders program, which won the 2017 Allan H. Selig Award for Philanthropic Excellence, Major League Baseball's highest community-focused honor. Whether he's in the ballpark on game days, at one of the Astros Community Leaders ballparks or finding new ways to make Minute Maid Park one of the top destinations in baseball, Reid takes pride in being an active member of the Houston community.

Before joining the Astros, Reid was the founder and CEO of both the Corpus Christi Hooks and the Round Rock Express minor league franchises, both of which are perennially lauded as two of the top franchises in minor league attendance, stadium satisfaction and franchise value. Shortly after coming on board in Houston, Reid helped to bring the Corpus Christi Hooks into the fold as an owned and operated affiliate of the Houston Astros. The Round Rock Express remains the Triple A affiliate of the Texas Rangers.

Reid's history with Texas baseball goes back decades. During the 1980s, Reid was a bat boy for the Astros while his father and Hall of Famer Nolan was an All-Star pitcher in the Astrodome. He later pitched at the University of Texas and TCU, playing a part in two Southwest Conference Titles (Texas '91, TCU '94). Reid went on to pitch in the minor leagues for two seasons (1994-95) in the Rangers system after being selected in the 17th round of the June 1994 Draft.

A long-time respected member of minor league baseball's leadership group, Reid has maintained his ownership interests in the Pacific Coast League's Round Rock Express. He currently serves as the Gulf Coast League (rookie ball class A) Board of Trustees representative and is a member of the finance committee for minor league baseball. Reid serves on the Major League Baseball International Committee and was instrumental in planning and reviving Major League Baseball's return to international exhibition play in Mexico City in 2016.

Reid is involved in several other business ventures including R Bank, a Texas-based community bank chartered in Round Rock, Texas, for which he serves as a founding board member and organizer. Reid is an active member in the Houston chapter of the Young Presidents Organization, on the board of the Greater Houston Partnership and the Astros Foundation and is a board member for Spring Spirit Baseball. Ryan is also a member of Second Baptist Church Houston. His passions include spending time watching his kids play youth sports and spending time at the Ryan family ranch. He and his wife Nicole are the proud parents of one son, Jackson (18), and two daughters, Victoria (16) and Ella (13). The Ryan family lives in Houston.



(from left) Jackson, Nicole, Ella, Reid and Victoria Ryan



JEFF LUHNOW

GENERAL MANAGER



FRONT OFFICE



Jeff Luhnow was named the 12th General Manager in Astros franchise history on Dec. 7, 2011. In just six seasons under Luhnow's direction, the Astros went from consecutive 100-loss campaigns to World Series Champions. True to his initial plan, the 2017 Esurance Executive of the Year has transformed the Astros into consistent contenders with a potent arsenal of homegrown young talent and proven players acquired in trades and free agent signings.

The Astros will return the majority of the 2017 World Champion squad, headlined by blockbuster trade-deadline acquisition Justin Verlander, AL MVP and Silver Slugger Jose Altuve and World Series MVP and Silver Slugger George Springer. Also returning are Luhnow's 2016 free agent signings OF Josh Reddick, C Brian McCann and RHP Charlie Morton, all of whom added invaluable veteran experience and leadership to a young clubhouse. Morton in particular played a

key role in the Astros 2017 World Series, pitching 10.1 innings between a Game 4 start and a Game 7 close, allowing only five hits and two earned runs vs. the LA Dodgers. Cuban sensation Yuli Gurriel, who Luhnow signed to a five-year contract in 2016, led all Major League rookies in batting average and set franchise rookie records for doubles, total bases, extra-base hits and doubles in his first full season in the Majors. Luhnow's 2015 No. 2 overall draft pick Alex Bregman also turned in a stellar campaign, playing postseason hero by homering off of Chris Sale (twice), Kenley Jansen and Clayton Kershaw en route to the Astros 2017 World Series Championship. Marwin Gonzalez, Luhnow's first acquisition as Astros GM via the Rule 5 Draft, became the first player in MLB history to play at least 19 games at each of five different positions in 2017 and was one of the best offensive players in the American League, despite not having a regular position. He rejoins the team in 2018 along with Luhnow's first two draft picks, Carlos Correa and Lance McCullers Jr., both of whom turned in All-Star seasons in 2017 and will continue to mature in what will be their third full seasons in the Majors.

The Astros farm system remains one of the best in MLB and features several top prospects making their way through the minors at a rapid clip. MLB.com ranked the Astros minor league system at No. 5; Houston is the only organization in the top five to finish the 2017 season with a winning record. Top prospect and 2017 All-Star Futures Game starter Derek Fisher made his Major League debut in 2017, scoring the unforgettable, game-winning run in Game 5 of the World Series. MLB.com No. 10 prospect Kyle Tucker also participated in the All-Star Futures Game, finishing his 2017 campaign at Double A Corpus Christi along with top pitching prospects Forrest Whitley and Rogelio Armenteros. The Astros Class A Quad Cities River Bandits finished the 2017 campaign as Midwest League Champions after closing the season with the best overall record in the Midwest League Western Division.

Prior to joining the Astros, Luhnow spent eight years with the St. Louis Cardinals as Vice President. During much of his time with the Cardinals, he oversaw the scouting, international, and player development functions of the club that brought in many players instrumental to the 2011 World Series victory, the 2012 NLCS team and the 2013 World Series team. Of the 25 players on the Cardinals 2013 World Series roster, 16 were drafted while Luhnow oversaw player development and scouting.

Jeff founded Archetype Solutions, where he served as President and COO before joining the Cardinals organization. His background also includes stints as General Manager and Vice President of Marketing at Petstore.com, and five years with the global management consulting firm of McKinsey and Company.

Jeff is a graduate of the University of Pennsylvania with dual Bachelor of Science degrees in economics and engineering. He also earned his MBA from Kellogg Graduate School of Management at Northwestern University. Jeff is a U.S. citizen, but was born and spent more than 15 years in Mexico City, Mexico, and is fluent in Spanish.

He and his wife, Gina, reside in Houston. Jeff has three children, Elizabeth, Jeffrey and Henry.

HOUSTON ASTROS GENERAL MANAGERS

Gabe Paul	Oct. 25, 1960 – April 27, 1961	Bill Wood	Dec. 7, 1987 – Oct. 5, 1993
Paul Richards	Sept. 7, 1961 – Dec. 12, 1965	Bob Watson	Oct. 5, 1993 – Oct. 23, 1995
Spec Richardson	July 27, 1967 – July 10, 1975	Gerry Hunsicker	Nov. 10, 1995 – Nov. 1, 2004
Tal Smith	Aug. 7, 1975 – Oct. 26, 1980	Tim Purpura	Nov. 1, 2004 – Aug. 27, 2007
Al Rosen	Oct. 26, 1980 – Sept. 13, 1985	Ed Wade	Sept. 20, 2007 – Nov. 27, 2011
Dick Wagner	Sept. 13, 1985 – Oct. 23, 1987	Jeff Luhnow	Appointed Dec. 7, 2011

PLAYERS

PLAYER DEVELOPMENT

2017 REVIEW

OPPONENTS

HISTORY AND RECORDS

SPRING TRAINING

MEDIA INFORMATION

MINUTE MAID PARK



NOLAN RYAN

EXECUTIVE ADVISOR



Nolan Ryan, one of the most decorated pitchers in Major League Baseball history, enters his fifth season with the Astros organization as the club's Executive Advisor. In his current role, Nolan serves as an advisor to Astros Owner and Chairman Jim Crane, General Manager Jeff Luhnow and his son, President of Business Operations Reid Ryan. Nolan brings over 45 seasons of baseball experience as a player and executive to the ballclub.

Throughout his storied career, Nolan has achieved success in baseball both on and off the field. As a pitcher, he was one of the best ever, tallying 324 career wins in his Major League record 27-year career while establishing all-time records in strikeouts (5,714) and no-hitters with seven (also threw 12 one-hitters). A native of nearby Alvin, Texas, Nolan signed with the Astros prior to the 1980 season and would pitch for nine seasons (1980-88) in Houston, his most for any club. Prior to his arrival, the Astros had not made the postseason in their history. However, in his nine seasons, Houston made the playoffs three times (1980, 1981, 1986), falling just shy of the NL Pennant in both 1980 and 1986. On July 25, 1999, Ryan was inducted into the National Baseball Hall of Fame in what was his first year of eligibility.

After retiring as a player following the 1993 season, Ryan worked in the Texas Rangers front office before returning to the Astros front office in February 2004. In his four years as Special Assistant to the General Manager, he assisted the baseball operations staff in a variety of areas on the Major and minor league levels. In his first two seasons back with Houston, the Astros enjoyed great success, falling one game shy of winning the NL Pennant in 2004 before capturing the pennant in 2005 to become the first team from Texas ever to play in a World Series.

Most recently, Nolan served as CEO and President of the Texas Rangers and was part of the team's ownership group. He oversaw baseball and business operations for the franchise and was a member of the Board of Directors. Under Nolan's leadership, the Rangers had the highest per-game attendance increase in the Majors from 2008 to 2009 and the third largest increase from 2009 to 2010. The club established single-season home attendance records in 2011 and 2012, surpassing the 3 million mark for the first time in franchise history in 2012. His influence on baseball operations helped the Rangers to three consecutive postseason appearances, including consecutive American League championships in 2010 and 2011.

Nolan compiled a career 324-292 record with a 3.19 ERA in 807 appearances in an unprecedented 27 seasons with the New York Mets (1966; 1968-71), California Angels (1972-79), Astros (1980-88), and Rangers (1989-93). The eight-time All-Star owned or shared 53 Major League records. He is fifth in lifetime innings (5387.0), tied for seventh in shutouts (61), and tied for 13th in victories while his 773 starts are second only to Cy Young (815).

In his nine seasons with the Astros, Nolan posted a 106-94 record with a 3.13 ERA in 1854.2 innings over his 282 starts. He holds the franchise records for career strikeouts in an Astros uniform (1,866) and ERA in a single season (1.69 in 1981). He represented Houston in the All-Star Game twice (1981, 1985) and also clinched both of his NL pitching titles in an Astros uniform (1981, 1987). The club retired his number, 34, in 1996.



Jeff Bagwell and Nolan Ryan at Bagwell's Hall of Fame Induction in Cooperstown, NY, July 2017.



Off the field, The Nolan Ryan Foundation built the Nolan Ryan Center for Continuing Education at Alvin Community College, a facility which opened in 1996. Through the years, the Nolan Ryan Foundation has served the Alvin community in many ways benefitting students, teachers and other community service organizations.

Nolan and his wife, Ruth, were married on June 26, 1967, and have three children: Robert Reid (11/21/71), Nolan Reese (1/21/76), and Wendy Lynn (3/22/77). Nolan and Ruth have seven grandchildren.

Nolan was born on Jan. 31, 1947, in Refugio, Texas. His family moved to Alvin when he was six weeks old, and he remained an Alvin resident until 2003, when the Ryans moved to Georgetown.



MIKE ELIAS

ASSISTANT GM, PLAYER ACQUISITION



Mike Elias was named Assistant General Manager, Player Acquisition in August of 2017, a position in which he leads both the club's domestic and international scouting efforts. Now in his 12th season in Major League Baseball, Elias has been instrumental in assembling the Astros' roster and building its top-ranked farm system since he joined the club in January of 2012.

As the club's scouting director, Elias served as one of the major contributors to the accumulation of young talent that has occurred during General Manager Jeff Luhnow's tenure. His involvement and leadership in the organization's amateur draft efforts helped to rapidly elevate the Astros' talent pipeline to one of the best in baseball and furnished key pieces that contributed to the organization's 2017 World Series Championship.

In 2012, as Special Assistant to the GM - Scouting, Mike was a driving force behind the decision to select Carlos Correa with the first overall pick, and helped assemble a draft class that has produced nine Major League players thus far. Under Elias' direction, Astros drafts from 2013-2017 have already graduated an additional eight MLB players, including Alex Bregman, and yielded some of the current top prospects in baseball.

In August of 2016, Elias was promoted to Assistant General Manager and added oversight of player development and minor league operations to his responsibilities that year.

Mike, 35, began his career as a scout for the St. Louis Cardinals in 2007, and was promoted to Manager of Amateur Scouting in 2010. While with the Cardinals, he signed and scouted several Major League players and contributed to the development of a scouting department and draft process that supported one of baseball's top farm systems.

He is a graduate of Yale University, where he was a left-handed pitcher on the baseball team, earning four letters. He and his wife, Alexandra, reside in Houston with their daughter, Evelyn.



BRANDON TAUBMAN

SR. DIRECTOR, BASEBALL OPERATIONS, RESEARCH + INNOVATION



Brandon Taubman joined the Astros in June 2013 and enters his first season as Senior Director of Baseball Operations and Analytics. In his current role, Brandon assists the General Manager in areas including player evaluation, contract valuation and negotiation, roster construction and economic modeling. His main responsibility outside of assisting the General Manager is to serve as a program manager to the Research and Development team, which entails helping to direct the day-to-day operation and the long-term vision of the team along with Director of Research and Development, Mike Fast. Brandon has been heavily involved in analytics initiatives affecting various areas of the Astros organization, including scouting and player development. Brandon also oversees the pro scouting analysis group, which is responsible for pro player personnel evaluations.

Brandon previously served as an analyst, Manager of Baseball Operations, and Director of Baseball Operations, before earning his recent promotion.

Prior to coming to Houston, Brandon worked for Ernst & Young as a derivative valuation expert. He was also a member of the Ernst & Young advisory team which consulted with the federal government during the 2008 subprime mortgage crisis. Following his time at E&Y, he worked for Barclays Investment Bank in their Equity Derivatives group as an Analyst.

Brandon graduated with a degree in Applied Economics from Cornell University. He and his wife Leah reside in Houston.



CRAIG BIGGIO

SPECIAL ASSISTANT TO THE GM



Hall of Famer and longtime Astros icon Craig Biggio is in his 11th season as a special assistant to the General Manager. In this role, Craig works in several areas, including with the baseball operations staff in its Major and minor league player development programs with special emphasis on instruction, the amateur draft and scouting, and Major and minor league talent evaluation. Additionally, Craig participates in the club's community development program.

On Jan. 6, 2015, Craig Biggio became the first player in Astros history to earn induction into the Baseball Hall of Fame after receiving 82.7 percent of the total votes from the Baseball Writers' Association of America.

The franchise career leader in hits, games played, runs scored, and at-bats, Craig retired at the end of the 2007 season following a stellar, 20-year career, all with the Astros. His No. 7 was retired by the ballclub on Aug. 17, 2008.

He finished his career with 3,060 hits, 668 doubles, 291 home runs, 1,175 runs batted in, and a .281 career average in 2,850 games played. He remains the franchise leader in several categories, including hits, doubles, games played and runs scored (1844).

A first-round selection by Houston in the June 1987 draft, Craig became the first Astro to reach the 3,000-hit plateau with a seventh-inning single against Colorado's Aaron Cook on June 28, 2007 at Minute Maid Park. His 3,060 hits rank 20th all-time, and his 668 career doubles are the most of any right-handed hitter in Major League history and rank fifth all-time.

Craig's 20 seasons with Houston are a franchise record, and he also made a club-best 19 consecutive Opening Day starts. He is also the only player in Major League history to reach all of the following milestones: 600 doubles (668), 250 home runs (291), 2,700 hits (3,060), and 400 stolen bases (414). Craig and Cal Ripken Jr. are the only middle infielders (only 13 players all-time) to collect 3,000 hits and 1,000 extra-base hits.

Craig was named to a franchise-record seven National League All-Star teams, received five Silver Slugger Awards, four Rawlings Gold Glove Awards and was a member of six Astros playoff teams. Craig holds National League records for leadoff home runs with 53 (ranks second all-time) and for hits in interleague play with 201. He also led all players during the 2005 postseason with 18 hits.

Additionally, Craig was the 2007 recipient of the Roberto Clemente Award, a prestigious honor bestowed upon one Major League player each season by Major League Baseball and the Clemente family recognizing community service. Craig has been actively involved with the Sunshine Kids throughout his career, a support organization for children with cancer and their families.

Craig and wife Patty reside in Houston and have two sons, Conor and Cavan, and one daughter, Quinn. In 2010, Craig coached his sons' St. Thomas High School baseball team to the Texas Class 5A state championship. Both Conor (graduate '15) and Cavan (drafted '16) played baseball for the University of Notre Dame; Quinn will play softball at Notre Dame when she matriculates in the fall of 2018.



ENOS CABELL

SPECIAL ASSISTANT TO THE GM



Enos Cabell is in his 14th season as a special assistant to the General Manager after being named to the post on Nov. 17, 2004. He had been serving as a consultant since joining the Astros front office on July 29, 2004. Enos assists General Manager Jeff Luhnow and the Astros scouting department in evaluating the Astros Major and minor league players, along with other projects and assignments within the scouting area.

During his 15-year Major League playing career, Enos played for the Astros from 1975-80 and 1984-85 and is in the top 10 in franchise history in several categories. In 1978, he was named the team's MVP after setting club records in at-bats (660) and games (162) and tallying a then-record 195 hits, which ranked third in the National League. He currently ranks tied for eighth on the club's all-time list in stolen bases (191) and tied for sixth in career batting average (.281).

Enos stole more than 30 bases for four straight seasons (1976-1979) while with Houston. In 1,688 career big league games from 1972-86, he hit .277 (1647x5952) with 60 home runs and 596 RBI. He started 149 games at third base for the 1980 National League West Champion Astros and played on two other division-winning clubs, the 1974 Baltimore Orioles and the 1985 Los Angeles Dodgers.

From 1991-94, Enos provided analysis on Home Sports Entertainment telecasts of Astros home games and from 1991-96, he hosted the weekly call-in show, Astros Report, on KCOH Radio. He was a member of the Texas Southern University's Board of Regents from 1995-2001 and served as interim athletic director for the school in 2000.

Enos is a graduate of L.A. Harbor Junior College in San Pedro, Calif., where he was an all-conference selection in baseball. He is a cousin of former Major Leaguers Dick Davis and Ken Landreaux. He and his wife, Ruby, make their home in Missouri City, Texas. Enos has three sons, Marcus, Stephen and Cordell.



ROGER CLEMENS

SPECIAL ASSISTANT TO THE GM



FRONT OFFICE

The 2018 season is Roger Clemens' sixth as a special assistant to the General Manager for the Astros. In his current role, Roger works with Astros pitchers on both the Major League and minor league levels, providing instruction and player evaluation. He will spend time in uniform during Spring Training in the Astros Major League and minor league camps.

The Rocket was one of the best pitchers in Major League history during an outstanding 24-year career, which included a record seven Cy Young Awards, two World Series Championships, 11 All-Star nods, and two pitching triple crowns. His 354 career wins rank ninth all-time while his 4,672 strikeouts are third all-time. He also hurled 46 shutouts and 118 complete games while posting a 3.12 ERA.

Roger came out of retirement to play for Houston, his adopted hometown, from 2004-2006. During his two and a half seasons with the Astros, he collected his seventh Cy Young Award, won the 2005 NL ERA title, and helped take the Astros to their first-ever World Series. In 2004, at the age of 42, Roger became the oldest pitcher in MLB history to win the Cy Young Award, the seventh of his career, after posting an 18-4 record with a 2.98 ERA.

His 2005 season was one of the best of his 24-season career; he posted a 1.87 ERA, the lowest in the Major Leagues that year as well as of his entire career, and was named to the 2005 NL All-Star team. On Oct. 9 of that year, Roger made his first relief appearance since 1984, entering as a pinch-hitter in the 15th inning of Game 4 of the NLDS versus the Atlanta Braves. That final game of the series was the longest postseason game in MLB history, going 18 innings, and Roger closed it out with three scoreless innings to help move the Astros to the NL Championship Series.

Clemens' career spanned four teams in four cities, including AL rivals the New York Yankees and the Boston Red Sox. In his third season with the Red Sox (1986), The Rocket was named AL MVP and All-Star MVP, and earned his first Cy Young Award with a 24-4 record while leading the Red Sox to the AL Pennant. In the two years he spent with the Toronto Blue Jays (1996-97), he won two pitching triple crowns (most wins, lowest ERA, and most strikeouts) as well as two more Cy Young Awards. Roger spent the following four years with the Yankees, and in 1999 and 2000, helped them to two World Series Championships. In 2003, Roger clinched his 300th win and his 4,000th strikeout in the same game vs. the St. Louis Cardinals. In 1999, he was named to the Major League Baseball All-Century team after collecting over 600,000 of the fan votes, and was one of only four players active at the time.

Roger and his wife, Debra, live in Houston and have four sons: Koby, Kory, Kacy, and Kody.



KEVIN GOLDSTEIN

SPECIAL ASSISTANT TO THE GM, PLAYER PERSONNEL



PLAYERS

PLAYER DEVELOPMENT

2017 REVIEW

OPPONENTS

HISTORY AND RECORDS

SPRING TRAINING

MEDIA INFORMATION

MINUTE MAID PARK

Kevin Goldstein joined the Astros on Aug. 31, 2012, and was named Special Assistant to the General Manager, Player Personnel in August 2017. In his new role, Goldstein will be part of the Baseball Operations leadership group and will advise and assist with all player-related matters, including evaluation of internal and external talent.

Goldstein previously served as the Director of Pro Scouting. In that role, he consulted with the General Manager on trades, free agent signings and other baseball transactions while overseeing the Astros pro scouting efforts.

Prior to joining the Astros, Kevin developed a reputation as one of the top specialists in scouting and player development for several years as a national writer for Baseball Prospectus and ESPN.

Kevin resides in Dekalb, Ill., with his partner Margaret. He is an active supporter of animal causes, and owns four adopted pets with a dog and three cats.



SIG MEJDAL

SPECIAL ASSISTANT TO THE GM, PROCESS IMPROVEMENT



Sig Mejdal joined the Astros in January 2012 and enters his sixth season with the ballclub. As one of the organization's key analysts, Sig has contributed to personnel decisions ranging from the draft to the Major League team. He was named Special Assistant to the GM, Process Improvement in 2015. In this role, Sig supports the development, implementation and monitoring of the improvement initiatives throughout the organization. In 2017, Sig joined the NYPL affiliate as a uniformed Development Coach working with the players and other coaches to take advantage of the latest technologies and data.

Prior to joining the Astros, Sig worked for the St. Louis Cardinals from 2005-11, during which time he was a key contributor in the draft decision-making processes that led to the selection of more Major League players than any other organization in that time frame.

Earlier in his career, Sig worked at Lockheed Martin in California and for NASA. He earned two engineering degrees at the University of California at Davis and later completed advanced degrees in Operations Research and Cognitive Psychology/Human factors at San Jose State University.



OZ OCAMPO

SPECIAL ASSISTANT TO THE GM, BASEBALL OPERATIONS



While studying abroad in Buenos Aires during his junior year at Georgetown, Oz Ocampo was fortunate enough to see Boca Juniors defeat River Plate to reach the Copa Libertadores finals. Seeing how this great Argentine capital was driven by its passion – so embodied in this intense multi-generational fútbol rivalry, as well as its art, architecture, tango, and wine – Oz realized that he wanted to do the same.

With that in mind, Oz decided to follow his passion for baseball, leadership, and Latin America and move to the Dominican Republic to pursue a job in baseball. Armed with an old cell phone and a Baseball America directory while living in a small bedroom of a Dominican host family with three hours of electricity and running water, Oz started calling each of the Major League clubs. Today, Oz is part of the Baseball Operations leadership group advising and assisting across player development, minor league operations, international scouting and Major League baseball operations as the Special Assistant to the General Manager, Baseball Operations for the Houston Astros.

After working with the St. Louis Cardinals and Major League Baseball, Oz joined the Astros organization in August 2012 and begins his sixth season with the ballclub. Oz previously served as the Astros Director of International and Latin Player Development, where he led a diverse and impactful 55-person international scouting, player development, analytics and operations team for over five years. With the support of the Astros international leadership team, Oz oversaw all aspects of international baseball operations. Some of the most notable international Astros players signed under his tenure include Albert Abreu (to NYY for Brian McCann), Jorge Alcalá, Rogelio Armenteros, Gilberto Celestino, Yuli Gurriel, Jorge Guzman, Cristian Javier, Freudis Nova, Cionel Perez, Franklin Perez (to DET for Justin Verlander), Hector Perez, and Jairo Solis.

Oz is a graduate of Georgetown University and Columbia Business School, and resides in Houston, Texas.



JAY EDMISTON

DIRECTOR, FLORIDA OPERATIONS



Jay Edmiston began his career with the Houston Astros in 1986 as a batboy and continues his tenure with the organization as the Director of Florida Operations in 2018. Jay's responsibilities include coordination of player and staff travel to and from affiliate clubs, management of clubhouse operation for all Florida programs, coordination of player and staff housing for all Florida programs and complex security, among other duties.

Jay has served the Astros organization in several different capacities over the years, including as Assistant Director of Baseball Operations (2005-2009), Minor League Administrator (2002-2005), General Manager of the Martinsville Astros (2001-2002) and GM of the Kissimmee Cobras (1999-2000). Prior to those positions, Jay assisted in the clubhouse and served as an equipment manager.

Jay married his wife Michelle in November of 2011. The two have a son, Blake Curtis, who was born on July 6, 2015, and a chocolate lab, Boo Boo. The Edmistons reside in Orlando, Fla.



MIKE FAST

DIRECTOR, RESEARCH & DEVELOPMENT



Mike Fast joined the Astros in February 2012 and was named Director of Research and Development in October 2015. In his role, Mike leads the operation of the Astros analytical group and sets the vision for the application of information within baseball operations. He assists with player evaluations and player transactions.

Prior to joining the Astros, Mike was an author for Baseball Prospectus, where he developed a large following and a reputation as a statistical expert, conducting several unique, in-depth studies. He was previously an author for *The Hardball Times* and MVN.com.

Mike also worked for 17 years as a semiconductor engineer, most recently with Advanced Micro Devices. A graduate of the University of Oklahoma with a degree in engineering physics, Mike and his wife, Lori, reside in Kingwood, Texas, with their four children: Madeleine, Zachary, Amelie, and Analise.



BILL FIRKUS

DIRECTOR, SPORTS MEDICINE & PERFORMANCE



Bill Firkus joined the Astros in July 2013 and was named Director of Sports Medicine and Performance in October 2015. In his role, Bill is focused on bringing a competitive advantage to the Astros through health. In addition, Bill sets the vision for and leads the operations of the Astros Sports Medicine and Performance team.

Prior to joining the Astros, Bill's work in the healthcare field included nearly three years in healthcare investment banking with Piper Jaffray and nearly four years in marketing and strategy with Medtronic, the largest medical device manufacturer in the world.

Bill received his bachelor's degree in finance from the University of Wisconsin, Madison and his MBA from the University of California, Berkeley. He resides in Houston.



PETE PUTILA

DIRECTOR, PLAYER DEVELOPMENT



Pete Putila enters his eighth season with the Astros and his second as Director of Player Development. In his role, Pete leads the Astros efforts in all areas of player development operations.

Over the past four years at both the Major and minor league levels, Pete has worked closely with the Astros players and coaches in utilizing the best available technology and scouting tools. Throughout his career with the Astros, he has worked in conjunction with the Astros Decision Sciences team, overseen the club's minor league video operations, conducted in-game video replay review during the 2014 and 2015 MLB regular season and playoffs, and assisted with Major League player transactions and general baseball administration.

Pete is a graduate of West Virginia University where he received his bachelor's degree in sport management and served as the baseball team's student manager. A native of Carmichaels, Penn., Pete currently resides in Houston.



ARMANDO VELASCO

DIRECTOR, MINOR LEAGUE OPERATIONS



Armando Velasco joined the Astros organization in January 2014 as a baseball operations intern, and now enters his first season as Director of Minor League Operations in 2018. His duties include overseeing the day-to-day operations of the minor leagues, including both domestic and international affiliates and staff. Armando previously served as the Assistant Director of Player Development, assisting in the development and implementation of the Astros player development program, playing a lead role in active roster management of the club's minor league affiliates and supporting the Astros Player Development staff.

Prior to joining the Astros, Armando served as a baseball operations intern with the New York Mets and a salary arbitration intern with ISE Baseball (formerly SFX Baseball Group).

A native of San Juan, Puerto Rico, Armando graduated from Boston College, cum laude, in 2008 and received his law degree from Tulane University in 2011, where he served as the Chair of the National Baseball Arbitration Competition in his second and third years. Armando currently resides in Houston.



DEREK VIGOA

SENIOR MANAGER, TEAM OPERATIONS



The 2018 season will be Derek Vigoa's third with the Astros organization. As the Senior Manager of Team Operations, Derek is responsible for Major League team operations, including travel and team services.

Previously, Derek spent four years at Wasserman, working on sponsorship and business operations consulting with top brands and properties in the sports and entertainment space.

Derek holds a B.A. in Communication from The University of Pennsylvania. He was a four-year varsity letter winner for the Quakers baseball team as a shortstop and was named Big 5 Rookie of the Year in 2009.



TOM KOCH-WESER

MANAGER, MAJOR LEAGUE ADVANCE INFORMATION



Tom Koch-Weser (pronounced kOHk VAY-sehr) joined the Astros in November 2013 and enters his fifth season with the ballclub in 2018. In his role as Manager of Major League Advance Information, Tom creates series-by-series advance reports and game strategy for the Astros Major League coaching staff. Through the use of video and analytical tools, he also serves as Major League performance scout and assists the Astros front office in player personnel decisions. He also coordinates instant replay for the team.

Prior to joining the Houston club, Tom served as Advance Scouting Assistant to the Seattle Mariners from 2009-13. He was also an advance scouting intern for the Milwaukee Brewers (2008).

A native of La Grange, Ill., Tom graduated from the University of Illinois with a BA in journalism and currently resides in Houston.



MARCEL BRAITHWAITE

SENIOR VICE PRESIDENT, BUSINESS OPERATIONS



Marcel Braithwaite, who joined the Astros on Nov. 30, 2012, enters his sixth full season with the ballclub. As the Senior Vice President of Business Operations, Marcel runs the operational side of the organization. He oversees various departments within the organization and its home, Minute Maid Park, as well as third party vendors. As an operator that likes to roll up his sleeves, Marcel is involved in the daily activity and coordination of each department he oversees and manages the Astros' Aramark contract and partnership in a similar, hands-on fashion.

Marcel began his career in the logistics industry with Aeronet Worldwide in 1993 and then joined Eagle Global Logistics in 1995. Over the course of his career, Marcel worked his way up to senior leadership positions, most recently in the role of Vice President of the Program Management Office, Americas for CEVA Logistics. In that position, he managed the shared services group responsible for third party vendor services to the company, as well as large scale strategic and transformational projects throughout the Americas driving shareholder value.

Born in Rotterdam, The Netherlands, Marcel is fluent in Dutch and has lived in a number of locations throughout North America, including in Canada, Seattle, southern California and now Texas.

Marcel and his wife, Shara, have four daughters: Ashlynn, Amber, Bryndal, and Kenzie.



MATT BRAND

SENIOR VICE PRESIDENT, CORPORATE PARTNERSHIPS



Matt Brand joined the Houston Astros organization in 2011 and now enters his seventh full season with the ballclub. In his role as Senior Vice President of Corporate Partnerships, Matt and his team work closely with key corporate partners to develop innovative advertising and marketing solutions, specifically focusing on how corporations can activate their brands most effectively. Matt also leads the business development team for Special Events at Minute Maid Park and the adjoining conference center.

Prior to coming on board with the Astros, Matt spent 25 years in the supply chain industry, holding various executive sales leadership positions specializing in the retail, automotive, and energy sectors. While with Eagle Global Logistics, he served as Vice President of Sales for Asia-Pacific, living in both Hong Kong and Singapore.

Matt has served on the board of the Make-A-Wish Foundation for the Texas and Gulf Coast Region, the Baylor Sports Management Advisory Board, the General Motors (GM) Supplier's Council and was a member of the Petroleum Equipment Suppliers Association (PESA).

Matt was raised in Selah, Wash., and played baseball at Lewis & Clark State College. He and his wife, Casey, have two sons, Josh and Jake, and make their home in Houston.



TWILA CARTER

SENIOR VICE PRESIDENT, COMMUNITY RELATIONS & EXECUTIVE DIRECTOR, ASTROS FOUNDATION



Twila Carter enters her fifth season as Senior Vice President of Community Relations and Executive Director of the Astros Foundation. She made the transition to baseball in 2011 with Jim Crane's purchase of the Astros franchise and has worked with The Crane Group in various capacities since 1998. In 2017, the Astros Foundation was awarded the Allan H. Selig Award for Philanthropic Excellence, Major League Baseball's highest honor and recognition of the charitable efforts of its clubs, for the Community Leaders program, a cornerstone initiative that supports youth baseball and softball throughout Greater Houston.

Prior to her current role, Twila served as the project manager for many of the recent Minute Maid Park renovations, including the Diamond Club, Union Station, Astros team stores, Astros Clubhouse and the Community Leaders Program. Twila has overseen the development of numerous projects for Crane Capital Group, including the building of the Crane Worldwide headquarters which opened in April of 2012.

Twila has held numerous elected and appointed positions with several service and community organizations. She was named one of the 2017 Top 30 Influential Women of Houston, the 2016 Inspire Women's Business Woman of the Year, 2014 Kingwood Women of Achievement for Community Service and received the 2013 State Community Service Award from the Texas Daughters of the American Revolution.

A resident of Kingwood, Texas, Twila has two sons, Justin (29) and Travis (27).



JASON HOWARD

SENIOR VICE PRESIDENT, TICKET SALES & SERVICE



Jason Howard enters his seventh season with the Houston Astros in 2018. In his position as Senior Vice President of Ticket Sales and Service, Jason oversees all premium and ticket sales, service, and operations efforts while working closely with the business strategy and analytics departments for the club.

Driven by the organization's vision to better serve Season Ticket Holders and grow the fan base, Jason has led an expansion that tripled the number of relationship-based ticket sales and service representatives since his arrival just after Opening Day in 2012. Additionally, Jason helped implement the organization's increase in fan surveys, panels, and other feedback channels to ensure better communication, perspective and relationships between the fan base and the club. These efforts have shown positive returns as the Season Ticket base and total attendance have grown each season starting with the 2013 campaign.

Jason joined the Astros from the Arizona Diamondbacks, where he most recently served as the organization's Vice President of Business Development. In that position, Jason was responsible for creating, teaching, improving and managing revenue generating tactics across the Corporate Partnerships, Marketing, Community Affairs, Baseball Outreach and Spring Training departments while continuing to oversee the club's Season Ticket and Inside Sales efforts. Prior to his stint as Vice President with the D-backs, Howard was the Director of Season Ticket and Inside Sales over three seasons as part of the leadership team that oversaw an organization record in new Season Ticket revenue in 2008. In addition, more than 80 percent of the Inside Sales representatives he managed over that period were developed into senior sales and service positions throughout the professional sports industry.

Jason began his career in Indianapolis with Pacers Sports & Entertainment (2004-07), where he got his start in the industry as an Inside Sales representative before being promoted to Season Ticket Account Executive and eventually Manager of Inside Sales for the NBA's Indiana Pacers.

Jason is a 2004 graduate from Cedarville University in Ohio, where he majored in sport management. He and his wife, Mandi, reside in Spring with their daughter, Braelyn, and son, Braxton.



GILES KIBBE

SENIOR VICE PRESIDENT + GENERAL COUNSEL



Giles Kibbe is a Senior Vice President and General Counsel of the Houston Astros, LLC. Giles has been General Counsel for all of Jim Crane's companies since February of 2010. His responsibilities for the Crane companies range from mergers and acquisitions, litigation, employment matters, contracts, lease agreements, real estate acquisitions and real estate developments.

Prior to becoming General Counsel for the Crane companies, Giles was a partner at Weller, Green & Toups in Beaumont, Texas, where he focused on a litigation and corporate practice. Giles joined Weller, Green & Toups in 1995 after serving a two-year clerkship for United States District Judge Joe J. Fisher in the Eastern District of Texas.

Giles is a graduate of Louisiana State University Law School (1993) and Lamar University (1990).



ANITA SEHGAL

SENIOR VICE PRESIDENT, MARKETING & COMMUNICATIONS



Anita Sehgal joined the Astros as Senior Vice President, Marketing and Communications in January 2015 and is now in her fourth season with the ballclub. In her role, Anita provides strategic leadership for the ballclub's advertising, marketing, communications, broadcasting and alumni relations, including support for a broad variety of sponsorship, ticket, special event and community initiatives.

Prior to joining the Houston organization, Anita spent over 20 years in various strategic marketing functions with organizations including FGL Sports, Best Buy and most recently Academy Sports + Outdoors. She spent five and a half years at Academy Sports + Outdoors as Senior Vice President, Marketing and Advertising. Prior to holding that post, Anita spent four and a half years with Best Buy Canada as Director, Customer Experience. She also spent four years with Canada's largest sporting goods retailer, The Forzani Group, Ltd. as their Director of Marketing.

Hailing from Canada's Regina, Saskatchewan, Anita received a bachelor's of business administration degree, with a focus in marketing and human resources, from the University of Regina. She plays an active role in several Houston-based organizations, including her position as an Executive Committee Board Member of the Boys and Girls Club of Greater Houston and as a Board member of TDECU. She is a Senior Advisor to the board of WISE Houston and an active member of the WISE Within Mentoring Committee, as well as a Brand 50 member of World 50. In 2016, Anita was honored as one of Houston's Top 15 Business Women by the National Diversity Council.

In addition to being an avid sports fan, Anita loves to travel and embraces the local culture, climate and cuisine wherever the road takes her.



MICHAEL SLAUGHTER

CHIEF FINANCIAL OFFICER



Michael Slaughter joined the Astros in October 2015 and enters his third season with the ballclub as Chief Financial Officer. Mike comes to the Astros with extensive executive experience in finance, accounting and mergers and acquisitions involving both public and private companies.

Most recently, Mike served as the Chief Financial Officer of Crane Capital Group. In that position, he assisted Jim Crane in the successful acquisition, operation and disposition of businesses in a wide range of industries, including Crane Worldwide Logistics, Crane Freight Services and the Houston Astros. In particular, Mike played an integral role in the purchase of the Houston Astros and subsequently the Double A Corpus Christi Hooks. From June 2008 to September 2015, Mike also served as the Chief Financial Officer of Champion Energy Marketing LLC, a leading retail electricity provider.

Prior to 2008, Mike was the Principal Financial Officer at EGL, Inc., a Nasdaq-listed global transportation and logistics company. Previously, Mike had also been EGL's Chief Accounting Officer and VP Finance and Investor Relations.

Mike began his career at Price Waterhouse, where he rose to the position of senior auditor while serving public and private clients across a broad spectrum of businesses. Mike earned a bachelor's degree in business administration with a major in accounting from the University of Texas-Austin in 1988. He and his wife Susan reside in Spring, Texas, and have a son Nick and daughter Emma.



VITO CIMINELLO

VICE PRESIDENT, TAX



Vito Ciminello enters his second full season as the Vice President of Tax in 2018. In his role, he is responsible for all tax compliance and planning functions for the Houston Astros.

Prior to joining the ballclub, Vito held various tax management positions with companies such as KBR and Waste Management and public accounting positions with KPMG.

Vito received his undergraduate degree from Brown University and his Masters in Management from Northwestern University. He resides in League City, Tex.



GENE DIAS

VICE PRESIDENT, COMMUNICATIONS



Gene Dias joined the Astros in February of 2009 and now enters his 10th season with the ballclub. Prior to joining the Houston organization, he spent close to 20 years with the Philadelphia Phillies in both Media and Community Relations.

Following the season, Gene was named the recipient of the 2017 Robert O. Fishel Award for Public Relations Excellence. The Fishel Award goes to the "active, non-uniformed representative of Major League Baseball whose ethics, character, dedication, service, professionalism and humanitarianism best represent the standards propounded by Robert O. Fishel."

Gene plays a major role in all baseball and business communications for the Astros and supports initiatives throughout the organization. Gene and his staff have guided the Astros through two of the last three Postseasons, including Houston's first World Series Championship in franchise history last season. In 2017, the Astros also received the Allan H. Selig Award for Philanthropic Excellence in recognition of the Houston Astros Community Leaders program. Additionally, Gene and his staff oversaw the recent Hall of Fame inductions of Craig Biggio (2015) and Jeff Bagwell (2017), who were the first two Astros ever to reach Cooperstown. The Astros' PR team assembled far-reaching media campaigns for each player.

From 1989 to 2008, Gene worked for the Phillies, first as an intern in the ticket sales office before joining the Media Relations staff full-time. After serving as Media Relations Manager, he was promoted to Director of Community Relations in 2000 where he was instrumental in creating a number of community-based programs and events, many of which are still in place today. Gene also helped to grow the club's footprint in the community through increased media coverage and by increasing the dollars raised for the club's charity. He was also successful in increasing the player's community involvement and was a member of the Phillies Charities, Inc. Board of Directors. In 2003, the Phillies received the prestigious Philadelphia Sports Congress Community Service Award for the first time. Prior to joining the Phillies, Gene worked as a sports editor for Associated Newspapers in Stoughton, Mass.

Throughout his career in baseball, Gene has worked with Major League Baseball, assisting with the media relations duties at several World Series, League Championship Series and All-Star Games. Gene is also currently a board member for the Houston Chapter of the NAACP and volunteers his time to assist with the charitable efforts of the Astros Foundation.

Gene received his Bachelor of Arts degree in journalism from the University of Massachusetts where he was a member of the varsity baseball team. He and his wife Kandee live in Kingwood, Texas, with their two children, son Maxwell (17) and daughter Sydney (12).



MICHAEL DILLON

VICE PRESIDENT, STRATEGY & ANALYTICS



Michael Dillon joined the Astros organization in June of 2012 and now enters his sixth full season with the ballclub. In his role as Vice President of Strategy and Analytics, Mike utilizes research and data analytics to develop a deeper understanding of the Astros fan base in order to provide a meaningful fan experience both inside and outside of the ballpark. Mike also works with the Astros Ticketing, Premium Sponsorship, Business Operations and Community Relations departments to optimize revenue and coordinate organization-wide efforts.

Prior to joining the Astros, Mike was a management consultant at Bain & Co., where he worked on a variety of projects in diverse industries, including consumer packaged goods, financial services and technology.

Mike spent his entire academic career at Harvard, where he received his Bachelor of Arts in Government, law degree, and MBA. He currently serves on the Board of the Harvard Club of Houston. Originally from Sharon, Mass., Mike now resides in the Montrose area of Houston.



BOBBY FORREST

VICE PRESIDENT, STADIUM OPERATIONS



Bobby Forrest was named the club's Vice President of Stadium Operations in January 2007. He originally joined the Astros franchise on Jan. 2, 1995, as a member of the engineering department. Bobby was subsequently promoted to Engineering Supervisor in 1997, Engineering Manager in 1999, and Senior Director of Engineering and Maintenance in 2003. He is responsible for all building operations, which includes the Engineering, Groundskeeping, Guest Services and Security and Parking departments. Bobby also played a key role in the club's move from the Astrodome to its current home, Minute Maid Park, prior to the 2000 season.

Bobby is a member of the International Association of Assembly Managers, the Stadium Managers Association, the NFPA and serves as Vice President of the Association of Retractable Roof Operators World Wide.

Bobby has three children, Bobby, Chelsey and Kyle. He and his wife, Tiffani, live in Houston.



CHRIS HANZ

VICE PRESIDENT, INFORMATION TECHNOLOGY



Chris Hanz joined the Astros in March 2016 and enters his third season with the World Champions as Vice President, Information Technology. Chris comes to the Astros with over 25 years of information technology leadership experience across a variety of industries, including consulting, energy trading, oil and gas, chemicals, and logistics and transportation. Chris provides strategic leadership for the club's information technology investments and oversees the day-to-day operation of technology for the Astros and Minute Maid Park, plus the club's owned affiliates and other operating locations.

Prior to joining the Astros, Chris worked in a variety of information technology leadership roles with companies including Accenture, Duke Energy, CEVA Logistics and most recently Halliburton. Chris joined Halliburton in 2014 and served as Senior Manager of IT Mergers and Acquisitions where he was instrumental in executing two major divestitures from the company's business portfolio. Prior to holding that post, Chris was a partner in the CIO Advisory practice for Tatum, LLC and led a number of business process improvement, technology strategy and M&A projects.

A lifelong Texas resident, Chris was raised in New Braunfels and went on to graduate from the University of Texas at Austin with a bachelor's of business administration degree in finance and honors business. Chris and his wife Gayle live in Kingwood, Texas, and have two daughters, Hannah (20) and Sarabeth (17).



MARIAN HARPER

VICE PRESIDENT, FOUNDATION DEVELOPMENT



The 2018 season marks Marian Harper's 27th with the Astros. As Vice President of Foundation Development, she helps manage programs and fundraising for the Astros Foundation, the official team charity of the Astros. She was instrumental in the development of the Astros MLB Youth Academy, a cornerstone program of the Astros Foundation. In 2017, the Astros Foundation was awarded the Allan H. Selig Award for Philanthropic Excellence, Major League Baseball's highest recognition of the charitable and philanthropic efforts of its clubs, for the Astros Community Leaders program.

Marian also assists with the team's community relations efforts, which includes organizing the Astros wives programs as well as utilizing her extensive knowledge of local non-profit organizations and her dedication to the Houston community. Marian also works to further develop the Astros Alumni Association.

Marian serves on the board of directors for the Downtown Management District Board, the Houston Area Urban League and the Ensemble Theatre. She is a graduate of Leadership Houston and was honored with the prestigious Jimmy Wynn Toy Cannon Award for exceptional community service at the Texas Baseball Hall of Fame induction ceremony in 2007.

A native of Pittsburg, Texas, Marian started with the Astros in 1992 and rose through the ranks, starting as a promotions coordinator for the Marketing and Sponsorship departments, then as Director of Community Relations working with players, alumni, fans, businesses and non-profit leaders. Over the past decade, Marian has been a key executive for all the team charities' fundraising and outreach initiatives.



TOM JENNINGS

VICE PRESIDENT, MERCHANDISING & RETAIL OPERATIONS



Tom Jennings, who joined the Astros in October of 2012, enters his sixth full season with the ballclub. As the Vice President of Merchandising and Retail Operations, Tom runs the Astros Team Stores at Minute Maid Park. Tom has led the Houston Astros retail growth from the lowest ranked in MLB to one of the top teams, including winning the 2014 MLBPA Team Retailer Award.

Tom began his retail career in the buying office of Montgomery Ward in Chicago. He has spent time with May Department Stores, Home Shopping Network and Kohl's on their e-commerce side. He started his sports career by running the retail department for the Milwaukee Brewers with their concessionaire, Sportservice, where he helped the team achieve the MLB Retailer of the Year award in 2008.

Born in Hinsdale, Ill., Tom has lived in Pittsburgh (twice), Cleveland, Detroit, St. Louis, Tampa, Milwaukee, Chicago (twice) and Gary, Ind. where he went to high school and subsequently graduated from Indiana University in Bloomington, Ind.

Tom has two children, son Jack and daughter Quinn.



VIVIAN MORA

VICE PRESIDENT, HUMAN RESOURCES



Vivian L. Mora joined the Astros organization in June of 2013. In her role, Vivian is responsible for all human resources functions, including aligning HR strategy with business objectives, talent and performance management, succession planning, talent acquisition, compensation and benefits, training and development and employee relations.

Prior to joining the Astros, Vivian was the founder and managing partner for Mora & Associates, an executive search and human capital consulting firm based in Katy, Texas. Before launching Mora & Associates, Vivian served in various leadership roles including almost eight years as the Vice President of Human Resources for the Houston Rockets and Toyota Center. Vivian previously led the human resource function for Texas-based HEB Grocery Company's Houston Retail Support Center through several growth years. She has also held progressive positions in the energy and the printing industries with Constellation Energy, Entergy Corporation and with RR Donnelley.

Vivian's educational background includes a Masters of Social Science concentrating in sociology with a minor concentration in economics from the University of Mississippi and a Bachelor of Science in marketing from Jackson State University. She holds the highest level of human resources certification as a Senior Professional in Human Resources (SPHR) and SHRM-SCP.

Vivian has served as a conference speaker for HR Houston, TLNT, the International Ticketing Association (INTIX), the Greater Houston Area Ticketing Association (GHATA) as well as HR Southwest. She is affiliated with the Society for Human Resource Management (SHRM) and the Human Resource Planning Society (HRPS).

In addition to her work with the Astros, Vivian is also an established artist. Her work has been shown in group exhibitions and juried competitions throughout Texas and has garnered recognition and awards both locally and nationally in the categories of non-objective abstract art, mixed media, and drawing.

Vivian is also deeply passionate about female empowerment, helping girls realize their potential and exercise their rights by working closely with Girls Inc. of Greater Houston. Vivian has served on the Board of Directors for Girls Inc. since 2013 and has donated both her time and her artwork to the organization. Vivian further supports the organization by donating 30% of the earnings garnered from her art to Girls Inc. throughout the year.

In 2017, Vivian was selected by Houston Woman Magazine as one of Houston's 50 Most Influential Women of the year. Vivian and her family reside in Katy, Texas.



DOUG SECKEL

VICE PRESIDENT, FINANCE



The 2018 season will be Douglas Seckel's seventh with the Astros as the Vice President of Finance. Doug's responsibilities include treasury and debt management, investments and general accounting for both the Houston Astros and the Astros Foundation.

Before coming on board with the Astros, Doug was treasurer for the Crane Capital Group assisting with financial management for the various Crane companies. Prior to joining the Crane Capital Group in 2010, Doug was Deputy Director of Finance for the City of Houston, Texas responsible for accounting, auditing, cost analysis and federal grants. From 1989 to 2007, Doug was controller, treasurer and CFO of Eagle Global Logistics as company revenues grew from \$9 million to \$3.2 billion and had an instrumental role in taking the company public in 1995. Prior to 1989, Seckel held various accounting and auditing positions for several state and local governments.

Seckel is a graduate of the University of Missouri with a major in accounting. He and his wife Lucy reside in Houston, Texas, and have a daughter Sara and son Sam.



STEPHANIE STEGALL

VICE PRESIDENT, EVENT SALES & OPERATIONS



Stephanie Stegall joined the Astros in September 2013 and enters her fifth season with the ballclub, her third as Vice President of Event Sales and Operations. In her role, Stephanie books and manages non-baseball events at Minute Maid Park, including large-scale concerts such as Taylor Swift and Beyoncé, and other sporting events such as the Canelo vs. Kirkland boxing match broadcast live on HBO. She also directs the operations of all events at the ballpark.

Prior to joining the Astros, Stephanie served as the Manager of Entertainment and Concert Production for the Houston Livestock Show and Rodeo from 2006-13. In that capacity, she annually booked 20 consecutive nights of live entertainment in NRG stadium and was responsible for all artist logistics as well as the conversion of space from a rodeo to concert venue.

Stephanie is currently a board member of the GHCVB where she also serves as an executive committee member, a founding board member of the Houston chapter of WISE and was a member of the 2017 Super Bowl Central Committee focusing on Fan Experience.

She received her bachelors from Texas A&M University and resides in Houston with her son Jackson and daughter Stella.



JASON WOODEN

VICE PRESIDENT, MARKETING



Jason Wooden joined the Astros in December 2015 and enters his third season with the ballclub as Vice President of Marketing. In his role, Jason oversees the marketing and advertising media aspects of the organization through the development of core strategic campaign initiatives and media planning as well as creative services, promotions and grassroots efforts.

Jason started his career at Academy Sports + Outdoors and spent 12 years in various roles within the company before joining the Astros. In his most recent role as Media Director, Jason oversaw the strategic planning and execution of print, TV/radio media buying and commercial production. He also served as Regional Promotions Director and was responsible for developing key sponsorships and partnerships both at the grassroots and professional levels.

Jason is a graduate of Texas Christian University where he earned a BFA in graphic design. He currently resides in Katy with his wife Christin, son Luke and daughter Elle. Jason is a longtime Houston resident and Astros fan.



BILL BROWN

COMMUNITY OUTREACH EXECUTIVE



The 2018 season marks Bill Brown's 32nd with the Houston Astros organization, and his second as a community outreach executive. Brown called his final games as the Astros primary TV play-by-play broadcaster in 2016 after 30 seasons in the booth.

At 18 years of age, Brown landed his first broadcasting job at KDRO Radio in Sedalia, Missouri doing news and play-by-play for local high school sporting events. He later graduated from the University of Missouri in 1969. While in the service, Brown became a U.S. Army broadcast specialist working as a sportscaster for the Armed Forces Vietnam Network in Saigon in 1970-71. After leaving the service in 1971, Brown earned a job at WLWT-TV in Cincinnati. In 1976, Brown earned his first full-time Major League broadcasting job as the television play-by-play announcer for the defending World Champion Cincinnati Reds, where he would remain until 1982.


On February 6, 1987, the Astros announced the hiring of the then 39-year-old Brown. Over the course of his illustrious career, Brown called several important moments in Astros history, including seven postseason appearances and the National League Pennant-winning season in 2005. Brown also called Jeff Bagwell's 400th career home run in 2003, the 2,000th career hits for Bagwell, Miguel Tejada and Carlos Lee and Craig Biggio's historic 3,000th hit in 2007.

As a veteran MLB broadcaster, Brown has been honored several times over the course of his career. The National Sportscasters and Sportswriters Association honored him with its Sportscaster of the Year Award in Texas for 2013, and he received the award in June of 2014 at a ceremony in Salisbury, N.C. Brown was presented with the Fred Hartman Award for Long and Meritorious Service at the 2012 Houston Baseball Dinner and was inducted into the Houston Media Wall of Honor in September 2011. He was honored by the Astros with a pregame ceremony in June of 2011, recognizing his 25 seasons with the club, and again in 2016 for his 30th anniversary. Brown was honored by the Texas Italian-American Sports Foundation, receiving an award for "outstanding accomplishments as a television broadcaster for the Houston Astros and community service". He was inducted into the Texas Baseball Hall of Fame on Nov. 12, 2004. Brown was also recently inducted into Smith-Cotton High School's athletic Hall of Fame in Sedalia, MO.

Brown is a member of the Advisory Board at Houston Sight into Sound and has been a volunteer reader for 24 years. He and his wife Dianne have been involved with "Salute to Our Heroes," a fundraiser for scholarships for the Cy-Fair Educational Foundation, for 10 years. Brown also sits on the Board of Trustees for the Cy-Fair Educational Foundation.

Brown has authored and co-written several books. *My Baseball Journey, A Sportscaster's Story*, co-authored by Tim Gregg, documents Brown's career and personal influences (2012). *Houston Astros: Deep in the Heart*, co-authored by Mike Acosta, gives a pictorial history of the Houston Astros organization from inception to its 50th anniversary (2013). *Breathing Orange Fire*, Brown's first self-published book, documents the Astros 2016 season and two-time batting champion, Jose Altuve. Brown's latest book, *Houston's Team, Houston's Title: 2017 World Champion Astros*, tells the story of the Astros first World Championship title and the historic season that brought them there.

Brown and Dianne reside in Houston. They have one daughter, Allison, and three grandchildren: Luke, Emma Kate and Caitlynn.



JOSE CRUZ

COMMUNITY OUTREACH EXECUTIVE



FRONT OFFICE

The 2018 season is Jose Cruz' 35th with the Houston Astros, having spent five years as a special assistant to the general manager and the previous 13 seasons (1997-2009) as a coach for the Major League club. In his fifth year as a community outreach executive, Jose makes public appearances on behalf of the team and acts as an ambassador for the organization.

As an outfielder, the two-time All-Star had an 18-year Major League career, playing for the Cardinals (1970-74), Astros (1975-87) and Yankees (1988). Nicknamed "Cheo", Jose is an Astros icon and held franchise records in games, at-bats, hits, total bases and triples at the time of his retirement after the 1988 season. His 80 career triples remain the franchise record.

Jose holds the distinction of being involved with all nine of the Astros postseason appearances, three as a player (1980, '81 and '86) and six as a coach (1997-99, '01, '04-05). He was the Astros Team MVP four times and hit .300 six times in his career while stealing 317 bases.

Jose's uniform No. 25 was retired by the Astros on Oct. 3, 1992, along with former teammate Mike Scott's No. 33. They were the third and fourth numbers retired by the team. In 1999, Jose was selected by a panel of experts as one of the three outfielders on the franchise's All-Astrodome team. In 2003, he was inducted into the Texas Baseball Hall of Fame.

Jose and his wife, Zoraida, make their home in Houston and have four children: Jose Javier, Jose Cheito, Shakira and Jose Enrique. His son, Jose Jr., was the first-round selection (third player overall) of the Seattle Mariners in the 1995 June free agent draft. Jose Jr. graduated from Bellaire (TX) High School and attended Rice University. He led Bellaire to the number one national ranking by USA Today and was a finalist for the Golden Spikes Award while at Rice.

PLAYERS

PLAYER DEVELOPMENT

2017 REVIEW

OPPONENTS

HISTORY AND RECORDS

SPRING TRAINING

MEDIA INFORMATION

MINUTE MAID PARK



JIMMY WYNN

COMMUNITY OUTREACH EXECUTIVE



Jimmy Wynn spent the first 11 seasons of his 15-year Major League career with the Houston franchise from 1963-73, the first two as a member of the Colt .45's. In his current role as a community outreach executive, Jimmy is an active member of the Houston community, working closely with the Astros Community Relations department and the Astros Foundation.

On June 24, 2011, the Astros and Minute Maid officially dedicated the Jimmy Wynn Training Center, a new, state-of-the-art baseball facility located at the Astros Youth Academy in North Houston. The \$500,000 indoor facility measures 4,431 square feet and includes batting cages, pitching mounds, locker rooms and showers. The facility, which was funded by Minute Maid's Grand Slam For Youth Baseball program and the Astros Foundation, is available for youngsters of all ages at no cost to their families.

As a player, despite his small frame (5'9"), Jimmy boasted enormous power and a strong throwing arm, earning him the nickname "The Toy Cannon." He ranks among the top 10 in almost every significant Astros career hitting category and led the franchise in hits (1,291), home runs (223), and RBI (719) when he left the club after the 1973 season.

In 1967, the slugging center fielder finished second in the National League in home runs (37) while posting 107 RBI. He also became the first Astro to hit three home runs in a game. As a member of the 1974 Dodgers, Jimmy smashed 32 home runs with 108 RBI, finishing in fifth place for the National League Most Valuable Player Award. He also homered for LA in the 1974 World Series vs. Oakland. Jimmy was a two-time All-Star, making the NL squad in both 1967 and 1974.

Jimmy's No. 24 was officially retired by the Astros on June 25, 2005. He and his wife, Marie, reside in Rosharon, Texas.

NEVER
SETTLE



ASTROS
COACHING STAFF



AJ HINCH

Full Name: Andrew Jay Hinch

Opening Day Age: 43

Bats/Throws: Right/Right

Born: 5/15/74 in Waverly, IA

Resides: The Woodlands, TX

14

MANAGER

MAJOR LEAGUE COACHING CAREER

Manager, Arizona Diamondbacks (2009-10); Manager, Houston Astros (2015-present)

AJ Hinch was named the 18th manager in Astros franchise history on Sept. 29, 2014.

In just three years on the job with Houston, Hinch has already proven himself as one of the best managers in Major League Baseball and one of the most successful managers in franchise history. Since his hire, Hinch has produced a World Series Championship and two playoff appearances, with the first (2015) following a nine-year postseason drought for the franchise.

His 2017 Houston Astros were dynamic and historic on and off the field. He managed the club through the wake of Hurricane Harvey and secured the city's first major sports championship in over 20 years (since the Houston Rockets won the NBA Championship in 1995).

The 2017 Astros won 101 games, the second-highest total in franchise history, before embarking on an 18-game trek to the World Series title. The club dispatched the Red Sox, Yankees and Dodgers on that journey, and won two Game 7's, in the ALCS vs. New York and in the World Series at Los Angeles.

For his efforts in 2017, Hinch was named the *Baseball America* Manager of the Year and won the 2017 Esurance MLB Award as Major League Baseball's Best Manager. He also finished third in the voting for the BBWAA AL Manager of the Year Award, his second time to be a finalist for that honor (also, 2015). Additionally, Hinch was named the Manager of the Year by the Boston Chapter of the BBWAA and earned the American Baseball Coaches Association Honor Award, which is presented each year to individuals involved in baseball who have distinguished themselves and are recognized for achievements in their profession.

In his three years, Hinch has amassed a 271-215 overall record and .557 winning percentage, which is the highest in franchise history. His 14 postseason wins are also the most in franchise history, one win more than Phil Garner's 13.

Hinch now has three winning seasons under his belt, including an 84-78 record in 2016 and an 86-76 record in 2015. The 2016 club missed the playoffs but were in postseason contention going into the final weekend of the regular season. In 2015, Hinch guided the Astros to their first playoff appearance in nine years (last, 2005), which



HINCH AS A PLAYER

Year	Team	AVG	G	AB	R	H	2B	3B	HR	RBI	BB	SO	SB	CS	OBP	SLG	SF	SH	HB
1997	Modesto (A)	.309	95	333	70	103	25	3	20	73	42	68	8	3	.400	.583	4	4	11
	Edmonton (AAA)	.376	39	125	23	47	7	0	4	24	20	13	2	0	.473	.528	0	0	3
1998	OAKLAND	.231	120	337	34	78	10	0	9	35	30	89	3	0	.296	.341	7	13	4
1999	OAKLAND	.215	76	205	26	44	4	1	7	24	11	41	6	2	.260	.346	1	9	2
	Vancouver (AAA)	.377	15	61	9	23	3	0	2	7	3	12	1	1	.415	.525	0	0	1
2000	Sacramento (AAA)	.266	109	417	65	111	23	2	6	47	45	67	5	5	.344	.374	5	2	7
	OAKLAND	.250	6	8	1	2	0	0	0	0	1	1	0	0	.333	.250	0	0	0
2001	KANSAS CITY	.157	45	121	10	19	3	0	6	15	8	26	1	1	.226	.331	1	1	3
	Omaha (AAA)	.321	45	168	28	54	14	0	10	33	11	33	1	0	.365	.583	1	0	1
2002	KANSAS CITY	.249	72	197	25	49	7	1	7	27	18	35	3	3	.321	.401	0	2	3
2003	Toledo (AAA)	.259	55	185	20	48	15	1	4	23	13	38	0	1	.320	.416	1	2	4
	DETROIT	.203	27	74	7	15	3	1	3	11	3	18	0	0	.247	.392	2	1	2
2004	Scranton-WB (AAA)	.230	77	265	21	61	9	1	2	32	24	48	0	0	.310	.294	3	1	8
	PHILADELPHIA	.182	4	11	1	2	1	0	0	0	0	4	0	0	.182	.273	0	0	0
MINOR LEAGUE TOTALS		.288	435	1554	236	447	96	7	48	239	158	279	17	10	.363	.451	14	9	35
MAJOR LEAGUE TOTALS		.219	350	953	104	209	28	3	32	112	71	214	13	6	.280	.356	11	26	14

included a 16-win improvement over the 2014 Astros (70-92). In recognition for his efforts in 2015, Hinch was named a finalist for the BBWAA American League Manager of the Year, finishing second, and was a 2015 All-Star, as Royals Manager Ned Yost named Hinch as a coach for the AL All-Star Team. By earning this honor, Hinch became the first Astros manager selected to an All-Star Game since Jimmy Williams in 2004.

Hinch has a diverse background in the game, having more than 20 years of playing, managing and front office experience in Major League Baseball.

This is his second managerial position, having served as Arizona's manager for parts of two seasons from 2009-10. At the time of his appointment, Hinch was 34 years old, by far the youngest manager in the Major Leagues. While his hiring by Arizona was considered unconventional at the time, Hinch's hire paved the way for many other first-time managers to get their shots at skipping for the first time at the Major League level, including current managers Aaron Boone (NYY), Craig Counsell (MIL), Mike Matheny (STL) and Scott Servais (SEA).

Nine years later, at 43 years old and manager of the Houston Astros, Hinch ranks as the sixth-youngest manager in the Major Leagues, behind Kevin Cash (TB) and Andy Green (SD), who are both 40, and Alex Cora (BOS), Gabe Kapler (PHI) and Mickey Callaway (NYM), who are all 42.

Between his managerial posts, Hinch worked with the San Diego Padres, where he most recently served as the club's Vice President and Assistant General Manager for three years (2011-14). In that role, Hinch oversaw all aspects of the club's professional scouting and medical departments, while assisting with the club's roster composition, player acquisitions, talent evaluations and contract negotiations.

Prior to joining a front office, Hinch played parts of seven Major League seasons with Oakland (1998-2000), Kansas City (2001-02), Detroit (2003) and Philadelphia (2004-05). A former catcher, Hinch played in 350 career Major League games after a wildly successful collegiate career at Stanford.

At Stanford, Hinch established himself as one of the best catchers in school history. A three-time All-American and All-Pac10 team selection, Hinch earned Pac10 Player of the Year honors twice. In 1996, Hinch led the Cardinal to the College World Series and was a finalist for the Golden Spikes Award, given annually to the best collegiate player in the country. Hinch still ranks among the top 10 all-time in eight statistical categories for Stanford, including hits (305, fourth), triples (15, fifth), doubles (58, sixth), runs (219, sixth), batting average (.351, seventh), RBI (191, seventh), at-bats (868, ninth) and games played (229, 10th). He led the Cardinal in hitting three times in four years, including an impressive .381 mark in 1996.

For his achievements on the field and his contributions to the school, Hinch was inducted into the Stanford University Athletics Hall of Fame on Oct. 11, 2014. During his time in Palo Alto, Hinch earned his Bachelor of Science in psychology in 1996 and was a member of the 1996 bronze medal-winning U.S. Olympic Baseball Team.

He was drafted three times as an amateur, in the second round of the 1992 draft out of high school by Chicago (AL), in the third round of the 1995 draft by Minnesota and in the third round of the 1996 draft by Oakland, before signing with the Athletics after his senior season at Stanford.

Hinch, who retired as a player after the 2005 season, joined Arizona's front office one month after retirement and was eventually named the team's Director of Player Development. He held that role until being named the Diamondbacks manager in 2009.

Hinch was raised in Midwest City, Okla., and now makes his residence in The Woodlands, Texas, with his wife Erin and his daughters Haley and Kaitlin.



HINCH AS A MANAGER

YEAR	CLUB	LEAGUE	WON	LOST	PCT.
2009	ARIZONA DIAMONDBACKS	National League	58	75	.436
2010	ARIZONA DIAMONDBACKS	National League	31	48	.392
2015	HOUSTON ASTROS	American League	86	76	.531
2016	HOUSTON ASTROS	American League	84	78	.519
2017	HOUSTON ASTROS	American League	101	61	.623
NATIONAL LEAGUE TOTALS			89	123	.420
AMERICAN LEAGUE TOTALS			271	215	.557
MAJOR LEAGUE TOTALS			360	338	.516



JOE ESPADA

20

BENCH COACH

Full Name: Josue Espada
Opening Day Age: 42
Bats/Throws: Right/Right
Born: 8/30/75 in Santurce, PR
Resides: Jupiter, FL

MAJOR LEAGUE COACHING CAREER

Third Base Coach, Miami Marlins (2010-13); Third Base Coach, New York Yankees (2015-17); Bench Coach, Houston Astros (2018-present)

Joe Espada was named the Astros bench coach on Nov. 6, 2017.

Espada joins the Astros after four years with the Yankees organization, serving the last three as the Yankees third base coach. The Yankees made the postseason in two of Espada's three seasons on the field, and were eliminated in both years by the Astros, in the 2015 Wild Card Game and in the 2017 American League Championship Series. In 2014, Espada served as a professional scout for the Yankees.

Prior to joining the Yankees, Espada had an eight-year run with the Marlins (2006-13), topping out as their third base coach for four seasons from 2010-13. He also served as the Marlins minor league infield coordinator (2008-09) and as a hitting coach for Class A Jupiter (2007) and Class A Greensboro (2006).

His coaching career followed a 10-year playing career (1996-2005), which started with Oakland as a second round pick in the 1996 draft. He would appear in 644 career minor league games, while splitting time with the Oakland (1996-2000), Florida (2001), Colorado (2001), Kansas City (2002), St. Louis (2003), Texas (2003) and Tampa Bay (2004) organizations. He also played two years (2004-05) of Independent League ball with Pensacola.


A native of Santurce, Espada has been active in Puerto Rican baseball in his career. He's twice served as the third base coach for runner-up Team Puerto Rico in the 2017 and 2013 World Baseball Classic. He also has experience managing in the Puerto Rican Winter League, as he led the Gigantes de Carolina in the 2014-15 offseason, and the Atletenses de Manati in the 2012-13 offseason.

Espada is married to Dr. Pamela Espada and the couple has two daughters, Eliana Marie and Viviana Elena. He attended the University of Mobile (Ala.), where he still ranks among the offensive leaders in several categories, owning the school's top two single-season batting averages (.468 in 1995 and .446 in 1996) and top career batting average (.442).

ESPADA AS A PLAYER

Year	Team	AVG	G	AB	R	H	2B	3B	HR	RBI	BB	SO	SB	CS	OBP	SLG	SF	SH	HB
1996	Southern Oregon (A)	.222	15	54	7	12	1	0	1	5	5	10	0	0	.300	.296	0	1	1
	West Michigan (A)	.270	23	74	9	20	2	0	0	4	13	11	3	1	.393	.297	0	0	2
1997	Visalia (A)	.274	118	445	90	122	7	3	3	39	72	69	46	17	.384	.324	3	7	9
1998	Huntsville (AA)	.255	51	161	29	41	7	1	1	22	27	15	7	4	.373	.329	1	5	4
1999	Midland (AA)	.338	113	435	85	147	15	2	6	51	62	51	22	16	.420	.423	3	2	2
	Vancouver (AAA)	.308	6	26	2	8	1	0	0	0	3	4	1	2	.379	.346	0	0	0
2000	Midland (AA)	.265	23	98	17	26	7	0	0	7	12	12	2	2	.357	.337	0	0	2
	Sacramento (AAA)	.234	40	145	21	34	7	0	0	10	27	23	7	2	.358	.283	0	3	1
2001	Calgary (AAA)	.300	79	290	61	87	20	2	3	30	39	49	13	7	.387	.414	3	3	4
	Col. Springs (AAA)	.259	7	27	8	7	2	0	1	2	5	6	3	2	.375	.444	0	0	0
2002	Omaha (AAA)	.224	74	223	18	50	12	0	0	23	19	26	14	4	.289	.278	4	6	3
2003	Memphis (AAA)	.269	8	26	3	7	0	0	2	1	1	0	5	0	.269	.538	0	0	0
	Palm Beach (A)	.236	47	178	17	42	7	0	0	9	20	13	10	4	.317	.275	0	1	1
	Frisco (AA)	.220	13	41	4	9	0	0	0	1	3	7	0	0	.273	.220	0	0	0
2004	Pensacola (IND)*	.336	71	271	53	91	4	2	4	47	22	25	18	5	.382	.410	3	8	0
	Montgomery (AA)	.265	27	98	8	26	1	1	0	5	7	14	2	3	.333	.296	0	1	3
2005	Pensacola (IND)*	.333	64	246	52	82	15	0	4	31	26	25	24	4	.400	.443	4	4	4
MINOR LEAGUE TOTALS		.275	644	2321	379	638	89	11	16	209	314	315	130	64	.367	.343	14	29	32

*Minor League totals do not include Independent League statistics



DAVE HUDGENS

39

HITTING COACH

Full Name: David Mark Hudgens
Opening Day Age: 61
Bats/Throws: Left/Left
Born: 12/5/56 in Oroville, CA
Resides: Houston, TX

MAJOR LEAGUE COACHING CAREER

Hitting Coach, Oakland Athletics (1999, 2003-05); Hitting Coach, New York Mets (2011-14); Hitting Coach, Houston Astros (2015-present)

Dave Hudgens was named the Astros hitting coach on Oct. 17, 2014. In his three years in that position, Hudgens has coached one of the youngest position player groups in the Majors, while also overseeing the improvements of key catchers and veterans.

Under his tutelage, the Astros had one of the most prolific offenses in franchise history in 2017, as the club led the Majors in runs (896), hits (1581), doubles (346), batting average (.282), on-base percentage (.346), slugging (.478) and OPS (.823) while striking out fewer than any other club (1087). By doing so, the Astros became the seventh team in Major League history to post the highest slugging percentage and the fewest strikeouts in a single season, with only two teams doing so since 1911: the 1948 Yankees and the 1995 Indians (Elias).

Perhaps the biggest beneficiary of Hudgens has been 2017 World Series MVP George Springer. In his three years under Hudgens, Springer has lowered his strikeout percentage each season from 24.2% in 2015, to 23.9% in 2016 to 17.6% in 2017. He did this without sacrificing his power, as his home run totals have increased each year as well, going from 16 to 29 to 34.

Astros All-Star second baseman Jose Altuve has also seen his power numbers spike, as he went from seven home runs in 2014, to 15 in 2015, to 24 in 2016 and 2017. Altuve also won the batting title in 2016 and in 2017, hitting .338 and .345 over the last two seasons.

Hudgens is in his fourth stint as a Major League hitting coach, which included a four-season (2011-14) run with the New York Mets (2011-14). His other two stints came with Oakland for the 1999 season and then again with the A's from 2003-05. Hudgens and Astros manager A.J. Hinch crossed paths in Oakland in 1999 as Hudgens coached Hinch in what was his second Major League season.

Hudgens' coaching career dates back to 1985, when he managed Rookie Level Pocatello in the Pioneer League at the age of 28. He would manage four years (1985-88) in the Oakland organization before joining Houston as a roving hitting instructor in the Astros system for seven seasons (1989-95).

Hudgens returned to Oakland in 1996 and spent the next 10 years (1996-2005) serving as Oakland's assistant director of player development (1996-98, 2000-02) or Major League hitting coach (1999, 2003-05), spending two stints in each position. After his successful 10-year run with Oakland, Hudgens joined the Cleveland organization and served as the Indians field coordinator for five years (2006-10).

Hudgens has also managed parts of six seasons (2009-14) in the Venezuelan Winter League, all with Caracas, guiding them to playoff appearances in five seasons, including winning a VWL Championship in the 2009-10 season.

His coaching days followed a six-year playing career (1979-84) with the Oakland and Cleveland organizations, which included a stint in the Major Leagues with Oakland in 1983.

Hudgens makes his home in Houston, Texas, and has four children: Jordan, Heather, Tressa and Rock.

HUDGENS AS A PLAYER

Year	Team	AVG	G	AB	R	H	2B	3B	HR	RBI	BB	SO	SB	CS	OBP	SLG	SF	SH	HB
1979	Waterloo (A)	.291	127	422	87	123	34	2	26	85	78	97	18	7	.402	.566	6	2	4
1980	Chattanooga (AA)	.210	113	376	31	79	9	4	8	49	24	63	4	1	.261	.319	3	2	3
1981	San Jose (A)	.260	59	208	28	54	6	2	5	28	19	56	3	1	.323	.380	5	0	3
	West Haven (AA)	.184	42	114	10	21	6	1	4	12	10	31	0	3	.256	.360	0	1	1
1982	Modesto (A)	.301	132	435	75	131	27	5	24	82	50	80	7	8	.376	.552	5	0	5
1983	Tacoma (AAA)	.279	125	416	59	116	23	2	21	72	43	83	8	4	.346	.495	4	1	2
	OAKLAND	.143	6	7	0	1	0	0	0	0	0	3	0	0	.143	.143	0	0	0
1984	Albany-Colonie (AA)	.290	30	100	16	29	8	2	3	12	10	24	0	1	.354	.500	2	0	1
	Tacoma (AAA)	.217	44	129	14	28	9	0	1	14	25	36	1	1	.353	.310	0	0	2
MINOR LEAGUE TOTALS		.264	672	2200	320	581	122	18	92	354	259	470	41	26	.344	.461	25	6	21
MAJOR LEAGUE TOTALS		.143	6	7	0	1	0	0	0	0	0	3	0	0	.143	.143	0	0	0



BRENT STROM

56

PITCHING COACH

Full Name: Brent Terry Strom
Opening Day Age: 69
Bats/Throws: Right/Left
Born: 10/14/48 in San Diego, CA
Resides: Tucson, AZ

MAJOR LEAGUE COACHING CAREER

Pitching Coach, Houston Astros (1996); Pitching Coach, Kansas City Royals (2000-01); Pitching Coach, Houston Astros (2014-present)

Brent Strom was named to his current position with the Astros on Oct. 22, 2013, for what is his third Major League stint as a pitching coach. He was originally the Astros pitching coach in 1996, and then later joined the Royals Major League staff as pitching coach for two seasons (2000-01).

In 2017, Strom led the Astros pitching staff as they finished third in the AL in starters ERA (4.03) and fifth in team ERA (4.12). The group also set a franchise record for strikeouts for the second consecutive season, posting 1,593 in 2017, following a 1,396 total in 2016. Over the last few years, Strom has led the Astros staff to impressive heights, as the 2016 bullpen led the AL in strikeouts and the 2015 squad led the AL in ERA.

Prior to rejoining the Astros, Strom spent six seasons (2008-13) with the Cardinals organization, serving as their minor league pitching coordinator (2012-13) and as a minor league pitching instructor (2008-11).

Strom first joined Houston's organization in 1989, serving as a minor league pitching instructor for seven seasons (1989-95) before being elevated to Major League pitching coach in 1996. Prior to originally joining Houston, he spent time as a minor league coach with the Los Angeles Dodgers (1981-86) and as a pitching coordinator with the San Diego (1997) and Montreal/Washington organizations (1998-99, 2002-06).

His coaching career followed a professional pitching career that spanned from 1970-81, which included parts of five Major League seasons with New York-NL (1972), Cleveland (1973) and San Diego (1975-77). He also pitched two minor league seasons in the Astros system (1979-80). Strom holds the distinction of being just the second person to have Tommy John surgery (performed in 1978).

Prior to playing professionally, Strom attended USC, where he helped lead the Trojans baseball team to two NCAA championships. In 1970, he was a First Team All-American in his final season at USC. His professional career began after he was drafted third overall in the secondary phase of the 1970 draft by the New York Mets.

Strom is a member of the International Sports Group (ISG), a non-profit organization founded to grow the game of baseball across the globe, and has been participating in ISG clinics overseas for over 16 years.

Brent and his wife, Carrie, reside in Tucson, Ariz. Carrie was crowned Mrs. America in 1979, representing New Jersey. The couple adds a dog to the family with every trip to the postseason, and now has four dogs, two English bulldogs (Macie Mae and Bebe) and two French bulldogs (Angus and Virgil).

STROM AS A PLAYER

Year	Team	W	L	ERA	G	GS	CG	SHO	SV	IP	H	R	ER	HR	HB	BB	SO	WP	BK	AVG	
1970	Visalia (A)	4	5	3.75	10	10	3	1	0	72.0	65	32	30	6	1	22	79	4	2	-	
1971	Memphis (AA)	7	3	3.06	15	15	6	1	0	106.0	100	43	36	5	0	35	87	3	0	-	
	Tidewater (AAA)	6	2	2.55	11	11	4	2	0	74.0	65	24	21	3	0	22	60	3	0	-	
1972	Tidewater (AAA)	6	7	3.30	21	21	5	2	0	142.0	135	61	52	10	1	47	101	6	0	-	
	NEW YORK (NL)	0	3	6.82	11	5	0	0	0	30.1	34	25	23	7	0	15	20	1	1	.296	
1973	CLEVELAND	2	10	4.61	27	18	2	0	0	123.0	134	73	63	18	3	47	91	13	0	.278	
1974	Oklahoma City (AAA)	3	4	5.22	9	9	2	0	0	50.0	48	33	29	8	1	22	39	4	0	-	
	Hawaii (AAA)	3	7	6.88	13	13	1	0	0	68.0	75	54	52	18	1	32	60	5	0	-	
1975	Hawaii (AAA)	8	3	1.50	12	12	8	1	0	90.0	70	22	15	7	1	22	85	7	0	-	
	SAN DIEGO	8	8	2.54	18	16	6	2	0	120.1	103	42	34	6	2	33	56	5	2	.233	
1976	SAN DIEGO	12	16	3.29	36	33	8	1	0	210.2	188	100	77	15	2	73	103	13	2	.239	
1977	SAN DIEGO	0	2	12.42	8	3	0	0	0	16.2	23	25	23	5	0	12	8	0	1	.329	
	Hawaii (AAA)	1	1	3.97	6	6	1	0	0	34.0	29	18	15	15	0	23	20	1	0	-	
1978																					
1979	Daytona Beach (A)	4	4	4.17	10	8	2	0	0	54.0	71	32	25	4	1	18	32	7	1	-	
	Columbus (AA)	3	3	3.64	7	7	4	1	0	47.0	39	22	19	7	0	19	24	3	0	-	
	Charleston (AAA)	3	0	3.00	6	5	1	0	0	36.0	36	12	12	4	0	9	7	2	1	-	
1980	Tucson (AAA)	11	6	4.37	24	22	4	2	0	136.0	157	76	66	8	2	59	57	2	0	-	
1981	Albuquerque (AAA)	2	0	8.53	7	2	0	0	0	19.0	32	20	18	4	0	6	3	0	0	-	
	MINOR LEAGUE TOTALS	61	45	3.78	151	141	41	10	0	928.0	922	449	390	89	8	336	654	47	4	-	
	MAJOR LEAGUE TOTALS	22	39	3.95	100	75	16	3	0	501.0	482	265	220	51	7	180	278	32	6	.254	



ALEX CINTRÓN

37

FIRST BASE COACH

Full Name: Alexander Cintrón
Opening Day Age: 39
Bats/Throws: Switch/Right
Born: 12/17/78 in Humacao, PR
Resides: Houston, TX

MAJOR LEAGUE COACHING CAREER

Major League Coach, Houston Astros (2017); First Base Coach, Houston Astros (2018-present)

Alex Cintrón was named the Astros first base coach on Nov. 13, 2017.

Cintrón spent the 2017 season as the Astros Spanish translator, advance scout and assistant coach. In his role, he assisted the Astros Spanish-speaking players with all matters, while working with the club's advance information department and assisting the Major League coaching staff. Cintrón spent much of the 2017 season on the bench as an active coach, first for a three-game stint in July and later in September once rosters expanded.

Cintrón had a professional career that lasted 16 years, from 1997-2012, which included parts of nine Major League seasons. He was originally a 36th-round pick by Arizona in 1997 and would make his debut with the Diamondbacks in 2001. He played parts of five seasons with the D-backs (2001-05), before finishing his career in Chicago-AL (2006-07), Baltimore (2008) and Washington (2009). He's a career .275 Major League hitter, including a great 2003 season with Arizona, in which he hit .317 (142x448) with 51 RBI in 117 games.

Born in Humacao, Puerto Rico, Cintrón is a resident of Houston and has run the Cintrón Baseball Youth Organization in the city since retiring from playing in 2012. He has one daughter, Alexandra.

CINTRÓN AS A PLAYER

Year	Team	AVG	G	AB	R	H	2B	3B	HR	RBI	BB	SO	SB	CS	OBP	SLG	SF	SH	HB
1997	AZL D-backs (R)	.197	43	152	23	30	6	1	0	20	21	32	1	4	.301	.250	1	3	2
	Lethbridge (R)	.333	1	3	0	1	0	0	0	0	0	1	0	0	.333	.333	0	1	0
1998	Lethbridge (R)	.264	67	258	41	68	11	4	3	34	20	32	8	4	.319	.372	2	3	2
1999	High Desert (A)	.307	128	499	78	153	25	4	3	64	19	65	15	8	.333	.391	4	17	3
2000	El Paso (AA)	.301	125	522	83	157	30	6	4	59	29	56	9	9	.336	.404	7	13	2
2001	Tucson (AAA)	.292	107	425	53	124	24	3	3	35	15	48	9	6	.315	.384	6	20	2
	ARIZONA	.286	8	7	0	2	0	1	0	0	0	0	0	0	.286	.571	0	0	0
2002	Tucson (AAA)	.322	85	351	53	113	22	3	4	26	11	33	9	5	.345	.436	1	10	2
	ARIZONA	.213	38	75	11	16	6	0	0	4	12	13	0	0	.322	.293	0	3	0
2003	Tucson (AAA)	.393	26	107	21	42	11	2	2	21	8	6	1	0	.435	.589	0	0	0
	ARIZONA	.317	117	448	70	142	26	6	13	51	29	33	2	3	.359	.489	3	5	2
2004	ARIZONA	.262	154	564	56	148	31	7	4	49	31	59	3	3	.301	.363	4	12	2
	ARIZONA	.273	122	330	36	90	19	2	8	48	12	33	1	2	.298	.415	3	2	1
2006	CHICAGO (AL)	.285	91	288	35	82	10	3	5	41	10	35	10	3	.310	.392	3	1	2
	CHICAGO (AL)	.243	68	185	23	45	7	1	2	19	9	35	2	1	.281	.324	1	0	1
2008	Norfolk (AAA)	.288	16	66	9	19	1	0	2	10	7	11	0	0	.329	.394	0	1	2
	BALTIMORE	.286	61	133	12	38	5	1	1	10	7	15	0	2	.321	.361	0	4	0
	Bowie (AA)	.333	3	9	0	3	0	0	0	0	1	2	0	0	.400	.333	0	0	0
2009	Frederick (A)	.600	2	5	2	3	0	0	1	2	0	1	0	0	.600	1.200	0	0	0
	Syracuse (AAA)	.500	5	18	2	9	1	0	0	3	0	1	0	0	.474	.556	1	0	0
	WASHINGTON	.077	21	26	1	2	0	0	0	0	2	7	0	0	.143	.077	0	0	0
2010	AZL Mariners (R)	.333	3	6	1	2	1	0	0	0	2	1	1	0	.500	.500	0	0	0
	Tacoma (AAA)	.248	30	113	8	28	4	1	2	9	2	18	2	0	.261	.354	0	3	0
2011	Buffalo (AAA)	.228	20	57	5	13	1	0	1	3	4	12	0	1	.279	.298	0	0	0
	Laguna (MEX)	.364	5	22	3	8	1	0	0	1	1	0	0	0	.375	.409	1	1	0
2012	Tucson (AAA)	.350	17	60	9	21	4	1	1	6	5	9	0	0	.394	.500	1	0	0
	Mexico City (MEX)	.240	7	25	7	6	2	0	0	3	6	2	0	0	.375	.320	1	0	0
MINOR LEAGUE TOTALS		.296	678	2651	388	786	141	25	26	292	139	328	55	37	.332	.398	23	71	15
MAJOR LEAGUE TOTALS		.275	680	2056	244	565	104	21	33	222	112	230	18	14	.313	.394	14	27	8

TABLE OF CONTENTS

COACHING STAFF

PLAYER DEVELOPMENT

2017 REVIEW


OPPONENTS

HISTORY AND RECORDS

SPRING TRAINING

MEDIA INFORMATION

MINUTE MAID PARK



GARY PETTIS

8

THIRD BASE COACH

Full Name: Gary George Pettis
Opening Day Age: 60
Bats/Throws: Switch/Right
Born: 4/3/58 in Oakland, CA
Resides: San Clemente, CA

MAJOR LEAGUE COACHING CAREER

First Base Coach, Chicago White Sox (2001-02); First Base Coach, New York Mets (2003-04); First Base Coach, Texas Rangers (2007-12); Third Base Coach, Texas Rangers (2013-14); Third Base Coach, Houston Astros (2015-present)

Gary Pettis was named the Astros third base coach on Oct. 17, 2014. In addition to his third base coach responsibilities, Pettis is the club's outfield and baserunning instructor. Under Pettis' guidance, the 2017 Astros finished fourth in the American League with 98 steals, while the outfielders combined to finish tops in the AL with a .989 fielding percentage.

Prior to joining the Astros, Pettis spent eight seasons (2007-14) on the Major League coaching staff of the Texas Rangers. He spent his last two seasons (2013-14) with the Rangers as their third base coach after spending six seasons (2007-12) as the club's first base coach. Over those eight years, Pettis also served as the club's outfield and baserunning instructor.

Pettis also served on the Major League staffs of the New York Mets (2003-04) and Chicago White Sox (2001-02) as first base and outfield coach. Pettis began his coaching career as a roving minor league instructor for the Angels (1995) and White Sox (1997-2000), and later had a two-year stint as Milwaukee's Triple A hitting instructor (2005-06).

The former outfielder was a five-time Gold Glove winner during his 14-year Major League career with the California Angels (1982-87), Detroit Tigers (1988-89, 1992), Texas Rangers (1990-91) and San Diego Padres (1992). He amassed 354 career steals and stole at least 40 bases five times during his career, which included a pair of 50-steal seasons. His Gold Gloves came in 1985, 1986, 1988, 1989 and 1990, which made him the fifth player in Major League history to win a Gold Glove with three different teams.

Pettis makes his offseason home in San Clemente, Calif., with his wife Peggy. The couple has two daughters, Paige and Shaye, and two sons, Kyler and Dante. Dante just finished his senior year as a consensus All-American wide receiver at the University of Washington, where he has starred as a wide receiver (24 career touchdown receptions) and punt returner for four seasons. He owns the NCAA record for career punt return touchdowns with nine, including four in 2017. Kyler is a model and actor, who appeared on the television soap opera Days of Our Lives for three years (2015-17) and over 115 episodes.

PETTIS AS A PLAYER

Year	Team	AVG	G	AB	R	H	2B	3B	HR	RBI	BB	SO	SB	CS	OBP	SLG	SF	SH	HB
1979	Idaho Falls (R)	.318	50	198	39	63	10	10	3	26	17	53	15	5	.384	.515	0	1	4
1980	Salinas (A)	.239	118	393	71	94	15	3	2	31	79	128	43	13	.379	.308	2	1	11
1981	Holyoke (AA)	.266	120	421	77	112	8	9	3	36	86	93	55	12	.394	.349	2	4	4
1982	Spokane (AAA)	.288	133	528	108	152	22	14	1	59	78	107	53	18	.380	.388	1	4	1
	CALIFORNIA	.200	10	5	5	1	0	0	1	0	2	0	0	.200	.800	0	0	0	0
1983	Edmonton (AAA)	.285	132	529	138	151	27	8	11	52	81	121	52	6	.382	.429	5	4	5
	CALIFORNIA	.294	22	85	19	25	2	3	3	6	7	15	8	3	.348	.494	0	1	0
1984	CALIFORNIA	.227	140	397	63	90	11	6	2	29	60	115	48	17	.332	.300	1	5	3
1985	CALIFORNIA	.257	125	443	67	114	10	8	1	32	62	125	56	9	.347	.323	2	9	0
1986	CALIFORNIA	.258	154	539	93	139	23	4	5	58	69	132	50	13	.339	.343	5	15	0
1987	CALIFORNIA	.208	133	394	49	82	13	2	1	17	52	124	24	5	.302	.259	0	1	1
	Edmonton (AAA)	.125	8	16	6	2	1	0	0	1	3	5	3	1	.263	.188	0	0	0
1988	DETROIT	.210	129	458	65	96	14	4	3	36	47	85	44	10	.285	.277	0	6	1
1989	Toledo (AAA)	.333	6	21	6	7	1	0	1	3	7	2	4	3	.500	.524	0	0	0
	DETROIT	.257	119	444	77	114	8	6	1	18	84	106	43	15	.375	.309	0	8	0
1990	TEXAS	.239	136	423	66	101	16	8	3	31	57	118	38	15	.333	.336	3	11	4
1991	TEXAS	.216	137	282	37	61	7	5	0	19	54	91	29	13	.341	.277	1	6	0
1992	SAN DIEGO	.200	30	30	0	6	1	0	0	0	2	11	1	0	.250	.233	0	0	0
	Toledo (AAA)	.171	10	35	5	6	0	0	0	3	8	10	5	2	.326	.171	0	0	0
	DETROIT	.202	48	129	27	26	4	3	1	12	27	34	13	4	.338	.302	1	3	0
1993	Tacoma (AAA)	.237	26	76	16	18	4	0	0	6	22	24	5	2	.408	.289	0	2	0
	MINOR LEAGUE TOTALS	.273	603	2217	466	605	88	44	21	217	381	543	235	62	.384	.381	10	16	25
	MAJOR LEAGUE TOTALS	.236	1183	3629	568	855	109	49	21	259	521	958	354	104	.332	.310	13	65	9

LEAGUE CHAMPIONSHIP SERIES RECORD

Year	Club, Opp	AVG	G	AB	R	H	2B	3B	HR	RBI	BB	SO	SB	CS	OBP	SLG	SF	SH	HB
1986	CAL/BOS	.346	7	26	4	9	1	0	1	4	3	5	0	2	.414	.500	0	2	0



JEFF ALBERT

Full Name: Jeffrey M. Albert
Opening Day Age: 37
Bats/Throws: Right/Right
Born: 10/31/80 in Rochester, NY
Resides: Jupiter, FL

46

**SECOND
HITTING COACH**
MAJOR LEAGUE COACHING CAREER

Second Hitting Coach, Houston Astros (2018-present)

Jeff Albert was named the Astros second hitting coach on Nov. 13, 2017.

Albert spent the last five seasons (2013-17) with the Astros organization, including the last four (2014-17) as the Astros minor league hitting coordinator. Prior to that post, Albert served one season (2013) as the club's roving hitting instructor.

Prior to joining the Astros, Albert spent five seasons (2008-12) as a hitting coach in the Cardinals minor league system. He began his coaching career as a hitting coach at Class A Short Season Batavia in 2008, where he helped guide the club to a championship season as the MuckDogs offense was shut out just once all year. From Batavia, he was promoted to Class A Advanced Palm Beach, where he spent four seasons as the club's hitting coach (2009-12).

Albert graduated from Butler University, and then played professionally in the independent leagues. He went on to earn a Master's degree in exercise science at Louisiana Tech University, where he was involved in various baseball training and research studies, as well as strength and conditioning work with the school's baseball and softball teams.

Albert is a certified strength and conditioning specialist (CSCS) through the National Strength and Conditioning Association (NSCA), and runs swingtraining.net, which is a site dedicated to baseball training and analysis.



DOUG WHITE

Full Name: Douglas White
Opening Day Age: 40
Bats/Throws: Right/Right
Born: 11/8/77 in Woodland Hills, CA
Resides: San Diego, CA

54

**BULLPEN
COACH**
MAJOR LEAGUE COACHING CAREER

Bullpen Coach, Houston Astros (2018-present)

Doug White was named the Astros bullpen coach on Nov. 13, 2017.

The 2018 season is White's sixth in the Astros organization, including the last two years (2016-17) as the Astros minor league pitching coordinator. White originally joined the organization in 2013 as pitching coach for the Class A Short Season Tri-City ValleyCats, where he helped lead the club to a New York-Penn League Championship title. He then spent two seasons as Houston's roving pitching instructor (2014-15).

Before joining the Astros, White spent five seasons as a pitching coach in the Cardinals minor league system. From 2009-12, he was with Rookie Level Johnson City, winning back-to-back Appalachian League Championship titles in 2010 and 2011. Prior to his stint with Johnson City, he was the pitching coach for the 2008 New York-Penn League champion Batavia MuckDogs.

White was also a pitching coach for manager Jack Clark at Mid-Missouri of the Independent Frontier League in 2004, and was the extended Spring Training and Gulf Coast League pitching coach for the Expos in 2003.

White has extensive experience as a pitching instructor and is the founder of "Passion for Pitching," which is housed in Southern California. White is a 2002 graduate of Arizona State University and is a certified Zhealth specialist focused on enhancing movement patterns in his athletes.

During the offseason, White resides in San Diego, Calif. where he spends most of his time surfing.



JEREMIAH RANDALL

HEAD ATHLETIC TRAINER



Jeremiah Randall was named the Astros Major League Head Athletic Trainer on Nov. 9, 2015. In his second season as the Astros head athletic trainer in 2017, Randall and his staff of Daniel Roberts and Scott Barringer were named the Major League Baseball Athletic Training Staff of the Year, an award that's given out by PBATS (Professional Baseball Athletic Trainers Society) and voted on by training staffs from throughout the league.

Prior to joining the Astros, he spent the previous three seasons with the Pittsburgh Pirates serving as the club's Major League Rehab Coordinator and Physical Therapist/Assistant Athletic Trainer.

Prior to joining the Pirates, Randall worked two seasons with the Los Angeles Dodgers, serving as their Minor League Rehab Coordinator in 2010 and as their Major League Physical Therapist for the 2011 season. In addition to his time in Major League Baseball, Randall spent time as an intern in the NFL with the Seattle Seahawks and New England Patriots. He has also presented at several national sports medicine conferences and has contributed as an author to various sports medicine and rehabilitation textbooks.

Currently, he is the principal investigator for the testing of several functional upper extremity assessment tools for use in the overhead throwing athlete. In addition to his clinical research, he has co-authored several case studies that are under peer review for publication in the American Journal of Sports Medicine.

Jeremiah received his Doctor of Physical Therapy Degree in 2009 from the University of Miami (FL). He conducted research while at the University of Miami involving active military members and aided in the development of the Comprehensive High-level Activity Mobility Predictor (CHAMP). He received his undergraduate degree in biology from Tabor College in Hillsboro, Kan., and went on to the University of Kansas to obtain his athletic training degree. During his time at Tabor College, he was a three-year letterman in basketball and track and received all-conference honors in both sports.

Randall was born in Mound City, Kan. He resides in The Woodlands, Texas, with his wife, Kelly, daughter Aliann and son Declan.



SCOTT BARRINGER

ASSISTANT ATHLETIC TRAINER



Scott Barringer joined the Astros Major League staff as an assistant athletic trainer prior to the 2017 season. For his effort last season, Barringer, along with Head Athletic Trainer Jeremiah Randall and Assistant Athletic Trainer Daniel Roberts were named the Major League Baseball Athletic Training Staff of the Year, an award that's given out by PBATS (Professional Baseball Athletic Trainers Society) and voted on by training staffs from throughout the league.

Barringer originally joined the Houston organization in 2016, serving as the club's minor league medical coordinator for one year.

Prior to joining the Astros, Barringer spent five seasons as a minor league athletic trainer in the Chicago Cubs (2013-15) and Arizona Diamondbacks (2011-12) organizations.

Barringer began his career as a graduate assistant athletic trainer at East Carolina University (2009-11), before spending two seasons with the Diamondbacks as the athletic trainer at Rookie Level Missoula (2011) and Class A Advanced Visalia (2012). He then joined the Cubs organization in 2013 as an athletic trainer, starting at Double A Tennessee and then moving up to Triple A Iowa (2014-15). In addition to his regular season duties, Barringer also served as an athletic trainer in the Arizona Fall League with the Mesa Solar Sox in 2013.

Barringer graduated from East Stroudsburg University with a bachelor's degree in athletic training. He served as an assistant professor in athletic training education at his alma mater in the fall of 2012. He also holds a Master's degree in athletic training from East Carolina University.

Barringer was born in Doylestown, Pa., and resides in Houston, Texas.



MATT HOLLAND

TEAM PHYSICAL THERAPIST



Matt Holland joins the Astros full-time as the team physical therapist for the 2018 season. Holland is familiar with the club, as he held the same position for Houston in 2015. He also has worked as a rehab consultant for the Astros since 2007.

In addition to his duties with the Astros, Holland also currently serves as the Manager for Houston Methodist Orthopedics and Sports Medicine's sports medicine program as well as the Program Director for Houston Methodist's Sports Physical Therapy Residency.

Holland is a Board Certified Sports Physical Therapist. He received his Bachelor of Science in Biology from Louisiana Tech University and received both his BS in Health Care Science and Masters of Physical Therapy from the University of Texas Health Science Center San Antonio.

Holland resides in Houston with wife, Kelly, and his two sons Jake (12) and Taylor (8).



BRENDAN VERNER

MAJOR LEAGUE STRENGTH AND CONDITIONING COACH



Brendan Verner is in his first season as the Astros Major League strength and conditioning coach. This is his sixth season overall with the organization, as he spent the last five years as the Astros strength and conditioning coordinator (2013-17). In that role, he worked out of the Astros Spring Training complex, while making trips to the Astros minor league affiliates.

Prior to his time with the Astros, Verner served as the assistant strength and conditioning coordinator at the minor league level for San Diego from 2011-12.

Verner spent two seasons as Cleveland's assistant strength and conditioning coach at the Major League level from 2007-08, where he assisted in coordinating the strength and conditioning evaluations of all minor league and Major League players. He also spent four years working as a strength and conditioning coach in the Cleveland and Pittsburgh minor league systems.

Verner graduated from Cleveland State University in 2007 with a Master of Arts in exercise science, and received his Bachelor of Arts degree in P.E. and exercise science in 2004 from John Carroll University. He is a certified strength and conditioning specialist (CSCS), a registered strength and conditioning coach (RSCS) and a member of the National Strength and Conditioning Association (NSCA).



TREY WIEDMAN

ASSISTANT STRENGTH COACH



Trey Wiedman joined the Astros Major League staff prior to the 2017 season as the club's assistant strength and conditioning coach.

He first joined the organization in 2012 and has worked his way up the system, starting as the strength and conditioning coach for Class A Lexington in 2012. Since then, he worked as a strength coach for two seasons at Double A Corpus Christi (2013-14) and two seasons at Triple A Fresno (2015-16) before his promotion to the Major Leagues.

Wiedman received his master's degree in exercise science from A.T. Still University and his bachelor of science degree from the University of Memphis, where he was also a four-year letter winner on the baseball team. He is a Certified Strength and Conditioning Specialist (CSCS), a Registered Strength and Conditioning Coach (RSCC) and a member of the National Strength and Conditioning Association (NSCA). He is also currently pursuing his certification to become a Registered Dietitian Nutritionist.



KATSUMI OKA

MASSAGE THERAPIST



Katsumi Oka has been the Astros massage therapist since the 2008 season.

Prior to joining the Astros, he had spent his previous 15 years as the director of the Ichigaya Branch of the Miyagawa Bonesetter's Office in Hyogo, Japan. Before taking over as the director, he spent 10 years with the office as a certified professional massage therapist.

Oka is a graduate of the Meiji School of Oriental Medicine in Osaka, Japan, and is a native of Hyogo, Japan.



JAVIER BRACAMONTE

BULLPEN CATCHER



Javier Bracamonte joined the Astros as a bullpen catcher in 2001. In his role, Bracamonte, who wears jersey number 85, travels to Spring Training and on every road trip assisting the coaching staff by catching bullpens, throwing batting practice and hitting infield practice.

During his time with Houston, Bracamonte has taken part in three MLB All-Star Games. In the 2004 All-Star Game in Houston, Bracamonte caught bullpens and worked pregame activities. He would pitch batting practice in the next two All-Star Games, throwing to Andruw Jones and Jason Bay in 2005 in Detroit and to Miguel Cabrera in Pittsburgh in 2006.

A former shortstop and second baseman, Bracamonte played at the New York Yankees Venezuelan Academy from 1988-90, which made him just the third Venezuelan to sign a professional contract after serving as a bat boy in the Venezuelan Winter League. He would join the Astros organization in 2001 after five years of giving private baseball lessons.

Born in Caracas, Venezuela, he now resides in Houston, Texas, with his wife, Katie, and his daughters, Jaelyn and Jade. His son Gustavo currently works in the Miami Marlins ticket office.



MICHAEL COLLINS

ASSISTANT BULLPEN CATCHER



Michael Collins is joining the Astros organization in 2018 to serve as an assistant bullpen catcher.

Collins joins the Astros after a seven-year stint (2011-17) in the San Diego Padres organization, including a six-year run (2012-17) as a minor league manager. He last served as the manager in the Arizona Rookie League, holding that post for three consecutive seasons and four seasons overall (2013, 2015-17). He also managed in the Dominican Summer League (2012) and at Class A Fort Wayne (2014), where he led his club to a division championship and earned the Padres 2014 Jack Krol Award for his contributions to player development.

Additionally, over the last six offseasons, Collins has managed his hometown Canberra Cavalry of the Australian Baseball League. In his six years on the job, he led Canberra to one Australian Baseball League Championship (2012-13) and to two second place finishes (2013-14, 2017-18).

Collins is a former player, having played 10 years in minor league baseball with the Los Angeles-AL (2001-08) and San Diego (2009-10) organizations. He topped out at the Triple A level in 2009 and 2010 but had his best minor league season in 2005 at Class A Advanced Cedar Rapids. That season, Collins appeared in 100 games, hitting .320 (116x363) with 32 doubles, seven home runs, 64 RBI and an .894 OPS.

Following his minor league career, Collin played two seasons (2010-11, 2011-12) for Canberra before taking the reigns as the club's manager in for the 2012-13 campaign.

A native of Canberra, Australia, Collins originally signed as a 16-year-old minor league free agent with the Angels in 2001.



CARL SCHNEIDER

CLUBHOUSE MANAGER



Carl Schneider, who has been with the Astros organization since 1989, became the Astros clubhouse manager in 2011. While with the Astros, Schneider has worked eight Astros playoff runs, the 2004 MLB All-Star Game and the 2005 and 2017 World Series. He has also worked the 1998 and 2003 All-Star Games in Colorado and Chicago (AL), respectively.

For his efforts last season, Schneider was named the winner the 2017 Pete Sheehy Clubhouse Award (Clubhouse Manager of the Year), which is given out annually to a home and visiting clubhouse manager, and voted on by the MLB Clubhouse Manager's Association.

Schneider originally joined the Astros in 1989 as a bat boy and also handled clubhouse duties during the baseball season. He joined the home clubhouse staff full time in 1995 and would work in that role until assuming the clubhouse manager duties in 2011.

A Texas native, Schneider currently resides in Houston with his wife, Emilie, and their sons Zachry and Max and daughters Amie and Madyson.



STEVE PERRY

VISITING CLUBHOUSE MANAGER



Steve Perry has worked for the Astros organization since 1979 and has served as the visiting clubhouse manager since 1989.

Over the years, Perry has developed a fine reputation in Major League Baseball for his work. He is a three-time winner (2000, 2008-09) of the Pete Sheehy Clubhouse Award (Clubhouse Manager of the Year), which is given out annually to a home and visiting clubhouse manager. The award is voted on by his peers within the MLB Clubhouse Manager's Association.

He also earned the Fred Hartman Long and Meritorious Service to Baseball Award in 2013, named by the Houston Chapter of the Baseball Writers Association of America.


Perry joined the Astros as a bat boy at the start of the 1979 season, but by the All-Star Break was promoted to an assistant in the visiting clubhouse. He was named visiting clubhouse manager in 1989, and has filled that role since. During his Astros tenure, Steve has worked four All-Star games and eight postseason runs.

Perry is fluent in Spanish, having spent several years of his childhood in South America after his father was relocated for work. He and his wife, Jessica, reside in Houston with their daughters, Nicole and Amanda.

ADDITIONAL CLUBHOUSE STAFF




David 'Tweety' Burd
Home Clubhouse
Assistant



Stacy Gallagher
Home Clubhouse
Assistant



Corey Gallagher
Vis. Clubhouse
Assistant



Alex Mookas
Vis. Clubhouse
Assistant



Chuck New
Vis. Clubhouse
Assistant



D.J. Pirson
Vis. Clubhouse
Assistant



Charlie Cabrera
Umpires
Attendant

BIRTHDAYS FOR PLAYERS, COACHES AND BROADCASTERS

JANUARY

- 1 Dallas Keuchel (30)
- 7 Brendan McCurry (26)
- 11 Randy Cesar (23)
- 17 Kyle Tucker (21)
- 22 Mike Hauschild (28)

FEBRUARY

- 2 Brad Peacock (30)
- 6 David Paulino (24)
- 19 Josh Reddick (31)
- 20 Brian McCann (34)
- 20 Justin Verlander (35)
- 26 Hector Rondon (30)

MARCH

- 14 Marwin Gonzalez (29)
- 15 Max Stassi (27)
- 16 Reymin Guduan (26)
- 22 Joe Smith (34)
- 24 Jacob Dorris (23)
- 30 Alex Bregman (23)
- 30 Jake Marisnick (26)

APRIL

- 3 Gary Pettis (59)
- 9 Jamie Ritchie (24)
- 21 Cionel Perez (21)
- 26 Geoff Blum (44)
- 27 J.D. Davis (24)

MAY

- 6 Jose Altuve (27)
- 9 Buddy Boshers (29)
- 10 A.J. Reed (24)
- 15 AJ Hinch (43)
- 15 Francisco Romero (48)
- 26 Garrett Stubbs (24)

JUNE

- 7 Robert Ford (38)
- 9 Yuli Gurriel (33)
- 19 Collin McHugh (30)
- 21 Alejandro Garcia (26)
- 30 Rogelio Armenteros (23)

JULY

- 2 Steve Sparks (53)
- 12 Tony Sipp (34)

AUGUST

- 3 Drew Ferguson (25)
- 5 Tim Federowicz (30)
- 10 Anthony Gose (27)
- 18 Evan Gattis (31)
- 21 Derek Fisher (24)
- 26 Alex Trevino (60)
- 28 Will Harris (33)
- 30 Joe Espada (42)

SEPTEMBER

- 4 Nick Tanielu (25)
- 8 Gerrit Cole (27)
- 17 Brady Rodgers (27)
- 19 George Springer (28)
- 20 Ken Giles (27)
- 22 Carlos Correa (23)
- 24 Matt Ramsey (28)
- 30 Trent Thornton (24)
- 30 Jack Mayfield (27)
- 30 James Hoyt (31)

OCTOBER

- 2 Lance McCullers (24)
- 12 Jandel Gustave (25)
- 14 Brent Strom (69)
- 17 Myles Straw (23)
- 18 Riley Ferrell (24)
- 29 Tyler White (27)
- 31 Jeff Albert (37)
- 31 Tony Kemp (26)

NOVEMBER

- 8 Doug White (40)
- 12 Charlie Morton (34)
- 13 Chris Devenski (27)
- 17 Jon Kemmer (27)
- 19 Framber Valdez (24)
- 24 Francis Martes (22)
- 29 Dean Deetz (24)

DECEMBER


- 5 Dave Hudgens (61)
- 17 Alex Cintron (39)
- 31 Todd Kalas (52)

*Number in parentheses indicates age as of Opening Day.

NEVER
SETTLE



HOUSTON
ASTROS



JOSE ALTUVE

Born: 5/6/90 in Maracay, VZ

Opening Day Age: 27

Contract Status: Signed through 2018

Acquired: Signed as a non-drafted free agent on Sept. 27, 2006.

Resides: Pearland, TX

ML Service: 6.069

27

IF

HT	WEIGHT	AGE
R/R	6'6"	164

CAREER HIGHLIGHTS

- The five-time All-Star, four-time Silver Slugger (2014-17), 2015 Gold Glover, 2014, 2016 and 2017 AL Batting Champion and 2017 AL MVP is entering his eighth Major League season...owns a .316 (1250x3951) batting average with 243 doubles, 84 homers, 231 steals and a .362 on-base percentage in 982 career Major League games...made his Major League debut on July 20, 2011 vs. WSH as a 21-year-old.
- His 1022 hits from 2013-17 are more than any other Major Leaguer over that time frame...sits directly ahead of 2B Robinson Cano (917 hits).
- From 2011 (the year of his MLB debut) through 2017, led the Majors in batting average against left-handed pitchers (.346, 356x1029)...led the Majors in batting average vs. left-handed pitchers in both 2015 and 2014.
- Won batting titles in 2014, 2016 and 2017...became the first second baseman to win multiple batting titles since Rod Carew, who won five as a second baseman between 1969-75.
- Has four 200-hit seasons (2014-17)...became the third second baseman in MLB history to do so, with the other three being Hall of Famers: Charlie Gehringer (7 from 1929-37), Rogers Hornsby (7 from 1920-29) and Nap Lajoie (4 from 1901-10)...just the second second baseman in MLB history to record four consecutive 200-hit seasons, joining Gehringer (1933-37)...became the seventh player in MLB history to record four 200-hit seasons prior to his age-28 season...five of the other six players to do so are Hall of Famers: Lloyd Waner, Ty Cobb, Ducky Medwick, Chuck Klein and Paul Waner.
- Was named the 2017 AL MVP after batting a career-high .346 (204x590) average, while posting 112 runs scored, 39 doubles, 24 home runs, 81 RBI, 58 walks, 32 stolen bases, a .410 on-base percentage, a .547 slugging percentage and .957 OPS...won his third career and second consecutive batting title...led the AL in hits (204) for the fourth consecutive season...played in his fifth career and fourth consecutive All-Star Game...won his fourth consecutive Silver Slugger...also was awarded the 2017 AL Hank Aaron Award, the Houston BBWAA Astos MVP, the 2017 *ESPN La Revista* Top Latino Athlete of the Year, the 2017 *Sporting News* Player of the Year and the *Sports Illustrated* Sportsperson of the Year.
- In 2016 was named the *Sporting News* Player of the Year, won the MLBPA Player's Choice Player of the Year Award and AL Most Outstanding Player Award, named the Houston Chapter BBWAA Astros MVP and was a

★ NOTES

- Last name is pronounced 'al-too-vay'.
- Signed by Houston as a 16-year-old non-drafted free agent out of Venezuela... signed by Astros scouts Pablo Torrealba and Wolfgang Ramos on Sept. 27, 2006.
- Has five All-Star Game appearances under his belt (2012, 2014-17), including starts in 2015, 2016 and 2017...became just the second player in club history to start consecutive All-Star games, joining Craig Biggio, who started four consecutive games at second base from 1995-98.
- In 2017 he became the second Houston Astros player ever to earn league MVP honors...Jeff Bagwell was previously the 1994 NL MVP.
- Was showered with awards this offseason, including the 2017 American League MVP... also was named the *Sports Illustrated* Sportsperson of the Year (along with J.J. Watt), the AP Male Athlete of the Year and the *Baseball America* Player of the Year.
- IN THE COMMUNITY:** Has established the Jose Altuve Foundation, which is a fiscal sponsorship of Athletes and Causes that will support the Sunshine Kids, a foundation that benefits children with cancer...over the years, has been named the Astros nominee for the Roberto Clemente Award (2013, 2017), while earning the MLBPA Heart and Hustle Award (2012, 2014).
- Signed a four-year contract extension on July 13, 2013, that covered the 2013-17 seasons...the deal also included club options for the 2018 and 2019 seasons...had his 2018 option picked up on Nov. 6, 2017.

finalist for the BBWAA AL MVP Award...finished third in the AL MVP voting behind Mookie Betts, and the AL MVP Mike Trout...won the AL batting title for a second time with a .338 (216x640) average, while posting 108 runs scored, 42 doubles, 24 home runs, 96 RBI, 60 walks, 30 stolen bases, a .396 on-base percentage, a .531 slugging percentage and a .928 OPS...led all Major League players in hits.

- Made his first career All-Star Game start, won a Silver Slugger and took home his first career Gold Glove after leading all Major League second basemen in fielding percentage in 2015...led the American League in hits (200) and steals (38) for the second consecutive season and became the first player in club history to reach 200 hits in consecutive seasons...the only other player in club history to record a 200-hit season was Craig Biggio in 1998 (210 hits).
- Had a historic 2014 season in which he led the Majors in hits (225) and batting average (.341), while becoming the first player in franchise history to win a batting title...set an Astros franchise record for hits in a single season, surpassing IF Craig Biggio (210 hits in 1998), while also posting single-season franchise records in multi-hit games (69), three-hit games (24) and singles (168) (all tops in MLB in 2014)...became just the second player in Major League history to compile 225 hits, 47 doubles and 56 steals in a single season, joining OF Ty Cobb, who did so in 1911 (248 hits, 47 doubles, 83 steals).
- Set the single-season record for hits by a Venezuelan-born player in 2014, passing OF Magglio Ordonez, who set the previous record with 216 hits in 2007...his 56 steals tied as the third-most by a Venezuelan...was named the 2014 recipient of the Luis Aparicio Award, which is given annually to a Venezuelan player in Major League Baseball who is judged to have recorded the best individual performance of the year...became the first Astro to receive the award, and the first ever second baseman.
- In his first full season in the Major Leagues in 2012, was voted to the National League All-Star Team and was named the Astros MVP by the Houston Chapter of the BBWAA...led the Astros in runs, hits, doubles, triples, extra-base hits (45) and stolen bases.
- Made his MLB debut in 2011 and combined to tally 200 hits at the Major League (61) and minor league (139) levels in 578 combined at-bats that season...his first career MLB home run was a leadoff, inside-the-park homer on Aug. 20, 2011 vs. SF (Bumgarner), making him the first player whose first homer in the Majors was a leadoff, inside-the-parker since Hall of Famer Rich "Whitey" Ashburn did so on May 29, 1948.
- Is a career .327 (479x1466) hitter in the minors and had a highly decorated minor league career...was named the Astros Minor League Player of the Year in 2011 after leading all of minor league baseball with a .389 (139x357) combined batting average (min. 200 at-bats)...played in the 2011 SiriusXM All-Star Futures Game...was a South Atlantic League Midseason and Postseason All-Star in 2010 and an Appalachian League Postseason All-Star in 2009...earned Greeneville's Team MVP honors in 2009.

2017: Was an All-Star for the 5th time in his career in what was an MVP-caliber season...won the AL MVP, Hank Aaron Award, his fourth consecutive Silver Slugger, second consecutive *Sporting News* Player of the Year, *Sports Illustrated* Sportsperson of the Year, *Esurance* Best Major Leaguer and the MLB Player of the Year and the AL Most Outstanding Player at the Player Choice Awards for the second consecutive season...won his third career and second consecutive batting title as he led the AL with a career-high .346 batting average...led the Majors in batting average by 15 points, topping Charlie Blackmon (.331)...the last Major League player to post a batting average this high was Miguel Cabrera in his 2013 MVP season (.348)...joined Ty Cobb (11), Rod Carew (7), Ted Williams (6), Wade Boggs (5), Nap Lajoie (5), Miguel Cabrera (4), Harry Heilmann (4), George Brett (3), Tony Oliva (3), Carl Yastrzemski (3) and Joe Mauer (3) as the only AL players ever to win three or more batting titles...also led the American League in hits (204)...became the first player in Major League history to be the outright leader in hits in his league in hits in four consecutive seasons...Ichiro Suzuki led the AL in hits from 2006-07 and 2009-10, but shared the lead in hits with Dustin Pedroia in 2008...this was his fourth career (and fourth consecutive) 200-hit season...prior to Altuve, only one player in club history had ever recorded 200 hits in a season, Craig Biggio in 1998 (210)...became the 11th player in MLB history to record 200 hits in four consecutive years, joining Ichiro Suzuki (10 from 2001-10), Michael Young (5 from 2003-07), Kirby Puckett (1986-89), Wade Boggs (7 from 1983-89), Charlie Gehringer (5 from 1933-37), Chuck Klein (5 from 1929-33), Bill Terry (1929-32), Al Simmons (5 from 1929-33), Paul Waner (1927-30) and Jack Tobin (1920-23)...became the fourth right-handed hitter in MLB history to reach 200 hits in four straight seasons, joining Simmons, Puckett and Young...received an AL Player of the Month award (July) and an AL Player of the Week award (July 3-9)...also received the Lou Gehrig Memorial Award...led the AL in multi-hit games (59) and the Majors in games with at least three hits (23)...marked the most multi-hit games by an Astro since 2014, when he set a club record with 69...also marked the most games with at least three hits by an Astro since 2014, when he set a club record with 24...led the Majors in WAR (8.4, Baseball-Reference), topping Aaron Judge (8.1), Giancarlo Stanton (7.6) and Joey Votto (7.5)...in the AL, ranked first in infield hits (35), tied for second in runs (112), third in OBP (.410), third in stolen bases (32), third in OPS (.957), fifth in total bases (323), sixth in slugging (.547) and tied for ninth in doubles (39)...hit .346 with 32 steals and a .957 OPS...became the 14th player in Major League history to put up those numbers in a single season, joining Larry Walker (1997), Ellis Burks (1996), Paul Molitor (1987), Tony Gwynn (1987), Jackie Robinson (1949), Kiki Cuyler (1925, 1929-30), George Sisler (1920-22), Ty Cobb (1910-15, 1917), Tris Speaker (1912-13, 1916), Shoeless Joe Jackson (1911-12), Benny Kauff (1914), Sam Crawford (1911) and Honus Wagner (1908)...this was his sixth consecutive 30-steal season...is the only player in the Majors with 30 steals in each of the last six seasons...joins Cesar Cedeño (1972-77) as the only Astros

with six consecutive 30-steal seasons...posted a .965 OPS as a second baseman, the highest by an AL second baseman since Chuck Knoblauch in 1996 (.971)...posted a batting average above .290 and an OPS above .850 in every month...ranked second in the AL in both batting average prior to the All-Star Break (.347) and batting average after the All-Star Break (.344)...posted a .441 (26x59) batting average in close and late situations, which led all Major League hitters and was the highest mark produced by a Major Leaguer since Yan Gomes hit .458 (27x59) in those situations in 2015...hit .381 (112x294) on the road, which led the Majors and was the highest mark by a Major Leaguer since Ichiro Suzuki hit .405 on the road in 2004...hit .421 (32x76) in Interleague play, which was the best mark in the Majors...has long been one of the best hitters in the Majors against southpaws, but this year led all Major League hitters in batting average against right-handed pitchers with a .344 (155x451) mark...received his fifth career All-Star nod, and third career fan-elected start at second base after finishing second among all AL players in votes with 3,880,372, behind only Aaron Judge (4,488,702)...became the second player in club history to start three straight All-Star Games, joining Craig Biggio (1995-98 at 2B)...his five All-Star nominations rank tied for second in club history with Lance Berkman, behind Craig Biggio (7)...became the 11th second baseman in AL history to start three All-Star Games, joining Roberto Alomar (9), Rod Carew (8), Nellie Fox (8), Charlie Gehring (6), Joe Gordon (5), Bobby Doerr (5), Robinson Cano (5), Willie Randolph (4), Alfonso Soriano (3) and Lou Whitaker (3)...posted a .547 slugging percentage, the fifth-highest single-season mark by a player listed at 5-foot-6 or shorter in MLB history...ranked behind four separate seasons by Hack Wilson, set from 1927-30...Wilson posted a .723 SLG in 1930...made his sixth consecutive Opening Day roster and avoided a stint on the Disabled List for the seventh consecutive season...began the year just 6x32 (.188) over his first eight games from April 3-10...had no extra-base hits, home runs or RBI in that span...ended up batting .326 (29x89) with three homers and an .874 OPS in 24 games during the month of April...stole the 200th base of his career on April 9 vs. KC...became the seventh player in club history with 200 career steals, and the first since Craig Biggio (414) and Jeff Bagwell (202)...reached base safely in 11 consecutive plate appearances from April 11-14, going 8x11 (.727) with four walks and three doubles over a three-game span...became the first Astros player to reach in 11 straight plate appearances since Bill Spiers set a franchise record by reaching in 13 straight plate appearances in 1997...did not play on April 26 at CLE, snapping a streak of 80 consecutive games where he started and hit third in the Astros lineup...that streak began on Aug. 19, 2016...left the game on April 25 at CLE in the 8th inning after suffering a collision with RF Teoscar Hernandez...posted a 17-game hitting streak at Angel Stadium that ran from June 22, 2015-May 7, 2017...was the fourth-longest hitting streak by a visiting player in the history of the venue...hit .414 (29x70) with a .447 OBP during his streak...went 4x5 with two doubles, two triples and an RBI on May 17 at MIA...set a single-game career-high for extra-base hits...became the first player in club history to hit two doubles and two triples in a single game, and the 12th player in MLB history to do so (first since Carl Crawford in 2005)...also became the third Major Leaguer since 1913 to record four extra-base hits in a game without scoring, joining Matt Murton (2006) and Willie Jones (1949)...went 8x14 (.571) during Houston's three-game series in Minnesota at Target Field (May 29-31), giving him hits in all 14 of his career games played at the venue...posted a 35-game road on-base streak from Sept. 9, 2016-June 19, 2017...was the second-longest streak of his career behind a 43-game run in 2016...hit .399 (55x138) with a .475 OBP during his streak...played the 900th game of his career on June 20 at OAK...only 31 players in MLB history recorded more hits within their first 900 games than Altuve (1,133)...his hit total was more than Ted Williams (1,117), Albert Pujols (1,114), Lou Gehrig (1,113) and Pete Rose (1,100) recorded within their first 900 games in MLB...named the AL Player of the Month for July after leading the Majors in batting (.485), hits (48), OBP (.523), OPS (1.251) and total bases (72)...recorded a hit in 21 of his 23 games in the month, including multiple hits in 16 games...posted the ninth-highest July batting average in Major League history, and the highest since Chipper Jones hit .500 in July of 2006...was the highest batting average by an Astros player in any month in club history...per Elias, was the fifth-highest batting average by a Major Leaguer in any calendar month since 1961, trailing Todd Helton (.512, May 2000), Ivan Rodriguez (.500, June 2004), George Brett (.494, July 1980) and Wade Boggs (.485, June 1987)...his 48 hits in July were tied for the second most in club history for a single July with Craig Biggio (1999), trailing only Rusty Staub's 49 hits in July of 1967...was named the AL Player of the Week for the week of July 3-9...was his third career weekly award, and second by an Astro in 2017...during the week, he hit .625 (15x24) with two doubles, two homers, 10 RBI, two steals and a 1.625 OPS in five games, leading the AL in batting, OBP and OPS...recorded three hits in five consecutive games from July 4-9, setting a franchise record for consecutive three-hit games...became the ninth player in Major League history to record at least three hits in five straight games, and the first since George Brett, who tied the Major League record with a six-game run in 1976...posted a .347 batting average prior to the All-Star Break...tied him for the fifth-highest batting average prior to the All-Star Break in club history with Lance Berkman (.347 in 2008), behind Berkman (.365 in 2001), Moises Alou (.362 in 2001), Cesar Cedeño (.355 in 1972) and Jeff Bagwell (.348 in 1994)...recorded consecutive four-hit games from July 23-24, tying a franchise record for most consecutive four-hit games...marked the third time in his career that he recorded back-to-back four-hit games...recorded a hit in eight consecutive at-bats during those games...had a club-high 19-game hitting streak from July 2-28...hit .524 (44x84) with 14 multi-hit games, 10 doubles, one triple, four homers, 19 RBI and a 1.370 OPS...was longest streak by an Astro since Hunter Pence's 23-game streak in 2011...doubled in five straight games from July 23-28, tying him for the second-longest doubles streak in club history, last accomplished by Ty Wigginton in 2008...hit six home runs in August, tying the most he has hit in any month of his career (also April of 2016)...hit his 24th homer on Sept. 19 vs. CWS, tying his career high set in 2016...batted .310 (22x71) with two doubles, seven homers, 14 RBI, two steals and a 1.021 OPS (.388 OBP/.634 SLG) in 18 postseason games...set a franchise record for hits in a single postseason with 22,

surpassing Carlos Beltrán's record of 20 he set in 2004...marked the 2nd-most hits by a second baseman in a single postseason in MLB history, behind only Marty Barrett (1986)...set a MLB record for RBI as a second baseman in a single postseason with 14...his seven homers tied for the most by a second baseman in a single postseason with Daniel Murphy (2015)...tied the fourth-most homers in a single postseason in MLB history, regardless of position...hit six of his postseason at homers at Minute Maid Park...tied a MLB record for most home runs at home in a single postseason, tying Jason Werth (2009)...tied a Major record for most three-hit games in a single postseason with four...joined Albert Pujols (2004), Edgar Martinez (1995) and Jay Buhner (1995)...hit three home runs in Game 1 of the ALDS vs. BOS...hit two of his homers off LHP Chris Sale...became the first player in club history with a three-homer game in the postseason, and the ninth player in MLB history to do so...joined Pablo Sandoval (2012 World Series Game 1), Albert Pujols (2011 World Series Game 3), Adrian Beltre (2011 ALDS Game 4), Adam Kennedy (2002 ALCS Game 5), George Brett (1978 ALCS Game 3), Reggie Jackson (1977 World Series Game 6), Bob Robertson (1971 NLCS Game 2) and Babe Ruth (1928 World Series Game 4, 1926 World Series Game 4)...hit back-to-back homers off LHP Chris Sale with Alex Bregman in the 1st inning of Game 1 of the ALDS, making the Astros the fifth team in AL history to hit back-to-back HR in the 1st inning of a postseason game (first since Detroit in 2011)...became the first player in club history to record multiple hits in each of his first three games of a single postseason...hit a go-ahead solo homer to lead off the 10th inning of Game 2 of the World Series, homering off his former teammate RHP Josh Fields...was the 18th extra-innings homer in World Series history, and the first since David Freese's walkoff homer for the Cardinals in Game 6 of the 2011 World Series vs. TEX...became the 13th player in MLB history to post a game with three hits, four RBI and three runs scored in the World Series when he did so in Game 5...hit a game-tying, three run homer off Kenta Maeda.

2016: Was named to his fourth career All-Star Game, named the *Sporting News* Player of the Year, MLBPA Player's Choice Player of the Year and AL Most Outstanding Player, and won his third consecutive Silver Slugger Award in what was his sixth Major League season...with a .338 average and 216 hits, won the AL batting title and led the AL in hits for the second time in his career...also led the league with a .341 clip and 225 hits in 2014...became the first second baseman to win multiple batting titles since Rod Carew, who won five as a second baseman between 1969-75...became the first second baseman in Major League history to reach 100 runs, 200 hits, 40 doubles, 20 HR, 95 RBI and 30 stolen bases one season...became just the sixth player in Major League history overall with this distinction (source: Elias)...his combined 204 runs scored and RBI accounted for 28 percent of the Astros 724 runs scored overall in 2016...ranked in the top five in the AL in several categories: batting average (1st, .338); hits (1st, 216); four-hit games (1st, 8); three-hit games; (T-1st, 23); steals (T-2nd, 30); WAR (3rd, 7.7); doubles (T-3rd, 42); total bases (4th, 340); OBP (4th, .396); OPS (5th, .928)...his 340 total bases were tied for eighth all-time in a season for an AL second baseman (50% of games at the position)...216 hits were also seventh all-time for an AL second baseman...led all AL second basemen in batting, hits, OBP, WAR, total bases and OPS while ranking second in slugging (.531)...was the Houston Chapter BBWAA Astros MVP...was the Astros nominee for the 2016 Hank Aaron Award which has recognized the most outstanding offensive performer in each league since it was established in 1999...reached career highs in HR, RBI, slugging, total bases and OPS while maintaining his low strikeout rate (10.24 strikeouts per PA, 2nd in the AL)...batted .376 on the road, which was tops in the Majors and the highest of any hitter since Ichiro Suzuki hit .405 on the road in 2004...posted a .991 road OPS...was named AL Player of the Month in June after hitting .420 (42x100) with six doubles, 4 HR, 15 RBI, six steals and a 1.112 OPS (.492 OBP/.620 SLG) in 26 games...led all AL players in batting average, establishing a franchise record for the month of June (min. 75PA)...started his second consecutive All-Star Game at second base in what was his fourth All-Star appearance overall (also 2012, 2014, 2015)...became just the second player in club history to start consecutive All-Star games, joining Craig Biggio, who started four consecutive games at second base from 1995-98...his four All-Star nods are tied for the third-most in club history with Jeff Bagwell (4) and Cesar Cedeño (4), behind only Craig Biggio (7) and Lance Berkman (5)...was a clutch performer, hitting .372 with a 1.042 OPS with runners in scoring position, and .327 with a .971 OPS with RISP and two outs...batted .341 prior to the All-Star Break and .333 after the Break...his batting average did not drop below .330 after June 5...played in 161 of the club's 162 games...reached 200 hits for the third straight season, becoming the first player to do so since Ichiro Suzuki (2001-10)...prior to 2016, the last right-handed hitters with as many or more consecutive 200-hit seasons were Michael Young (2003-07) and Derek Jeter (2005-07)...he and shortstop Carlos Correa each had 96 RBI, becoming the first AL middle infield combo to reach 95 or more RBI in the same season since 1950, when Red Sox SS Bobby Doerr (120) and 2B Vern Stephens (144) turned the trick...became the second player in MLB history listed at 5-foot-6 or shorter with a 24-homer season, along with Hall of Famer Hack Wilson, who did so four times, most recently in 1930 (56HR)...his eight games with four-or-more hits were the most in franchise history for a single season...the last Major Leaguer with at least eight games with four-or-more hits was Ichiro Suzuki in 2004...became the first Astros player with 20 HR and 20 stolen bases in the same season since Carlos Beltrán in 2004 (23 HR, 28 SB)...had 96 RBI (tied for the club lead), with 86 coming as a second baseman...marked the most RBI by an Astros second baseman since Jeff Kent set the club record in 2004 with 106...became the second player in club history to record 40 doubles in three straight seasons: also Craig Biggio (2003-05)...became one of three second basemen in ML history to have a year with 40 doubles, 100 runs, 24 HR and 27 steals: also Alfonso Soriano (2002, 2005) and Roberto Alomar (1999)...reached 1,000 hits for his career in his 786th career game...became the quickest player in franchise history to reach 1,000 career hits, and the second-quickest among then-active Major League players behind Ichiro Suzuki (696 games)...surpassed Cesar Cedeño (889 games) for the club record...made his fifth consecutive Opening Day roster and start, and remained with the club for the duration of the season...missed four games from June 18-21

with discomfort in his right hamstring, but was not placed on the Disabled List...named the AL Co-Player of the Week on April 8, along with Baltimore's Mark Trumbo...was his second career Player of the Week award...hit .407 (11x27) with eight runs, three doubles, three HR, seven RBI, two steals and a 1.336 OPS (.484 OBP/.852 SLG) in seven games...led the AL in OPS in that span...became the first player in Major League history to reach 11 doubles and nine stolen bases in April in a single season...prior to 2016, the last Major League player to reach both marks in any month was also Altuve (11 2B, 9 SB) in May of 2014...prior to Altuve, the last player to reach both marks in a single month was 2B Jason Kipnis (12 2B, 9 SB) in June 2013...became the first Astros player to record three leadoff home runs in April of a single season...his 17 extra-base hits were the second-highest total in a single month in his career, trailing only his 2015 September (19 extra-base hits)...had two season-long 12 game hitting streaks...his first was May 8-20, batting (.408, 20x49)...the second spanned from May 26-June 6, batting .429 (21x49)...had a season-long four-game hitless streak between the two, 12-game runs...became the second player in MLB history with six leadoff HR before June of a single season, joining Brady Anderson (7 in 1996 for BAL)...on June 9, made his first-career appearance at a position on the field other than second base, as he moved to shortstop when Correa left the game with a left ankle sprain...received two chances at shortstop and recorded two assists...had a 32-game on-base streak from May 26-June 29, which was the longest of his career (previously 29 games from 8/1-9/1/15)...during the streak, he hit .424 (53x125) with a .483 OBP...was the longest streak by an Astro since Lance Berkman reached safely in 37 consecutive games from July 30-Sept. 8, 2004...went 0x2 with two sac-bunts and an intentional walk on July 10 vs. OAK...was his first-career game with multiple sac-hits...joined Roger Metzger (July 23, 1972 vs. CHC) as the only players in club history to record an IBB and two SH in the same game...was just the sixth time since 1913 that a player had a game like this with the DH rule in effect (last, Jose Valentin for CWS on July 5, 2000 at KC)...his 119 hits were the third-most in club history prior to the All-Star Break of a single season...trailed only Bob Watson (123 hits in 1973) and his own club record of 130 hits he set in 2014...recorded 12 hits from July 17-20...per Elias, marked the most hits in a four-game span for an Astros player since Lance Berkman (13 in 2008)...posted a career-high six RBI in what was his second career multi-HR game on July 24 vs. LAA...per Elias, the only other second baseman in club history to record two HR and six RBI in a single game was Craig Biggio on Aug. 23, 1998 vs. CHC...became the first Astros player with six RBI in a game since Chris Johnson on May 2, 2012 vs. NYM...had a 21-game road hitting streak from June 8-July 30 (.512, 43x84, 6 2B, 2 3B, 14 RBI, 1.291 OPS)...tied for the third-longest road hitting streak in club history, behind only Cesar Cedeno (26g from 1975-76) and Lance Berkman (23g in 2008)...had a 43-game road on-base streak from April 30 at OAK to Aug. 14 at TOR...batted .482 (82x170) with 10 doubles, four triples, five HR, 32 RBI and a 1.212 OPS (.536 OBP/.676 SLG) during the streak, which was the longest by a Major Leaguer since Edwin Encarnacion reached in 46 straight road games in 2015...was third-longest streak in club history, behind two separate streaks by Jeff Bagwell (52g from 1998-99; 43g in 1998)...reached 200 career doubles on Aug. 5 at CLE in what was his 804th career game...reached the 200-double mark in the fewest amount of games in club history (previously Lance Berkman, 811 games)...had a 19-game hitting streak vs. LAA (Sept. 11, 2015-Sept. 22, 2016) in which he hit .487 (38x78) with seven doubles, two triples, four homers, 13 RBI and a 1.300 OPS...the last player with a 19-game streak vs. the Angels was Hank Blalock (2007-08).

2015: Was named to his third career All-Star Game, his first start, won his second consecutive Silver Slugger, earned his first career Gold Glove and was given the inaugural Majestic Always Game Award, a Players Choice Award voted on by the MLBPA...led the American League in hits (200) and steals (38) for the second consecutive season, joining NYY's Snuffy Stirnweiss (1944-45) as the only players in Major League history to lead the American League in both hits and steals in back-to-back seasons...became the first player in club history to reach 200 hits in consecutive seasons, as he led the Majors with a franchise-record 225 hits in 2014...the only other player in club history to record a 200-hit season was Craig Biggio in 1998 (210 hits)...was the only Major Leaguer to reach 40 doubles, 15 homers and 35 stolen bases that season, and the first to do so since Jacoby Ellsbury in 2011...the only other player in club history to reach these marks in a single year: Craig Biggio in 1998...started in the All-Star Game for the first time in his career at second base in what was his third All-Star appearance overall (also 2012, 2014)...became the seventh player in club history to earn a fan-elected start (10th time overall), and the first to do so since Lance Berkman in 2008...joined 2015 Hall of Fame inductee Craig Biggio (1995-98) and Jeff Kent (2004) as the only Houston second basemen to earn a fan elected start...led the AL in three-hit games (21), and ranked third in batting average...led all Major League second basemen in fielding percentage (.993, 5E/6697C), closing out his season with 51 consecutive error-less games...became the first player in club history to record four consecutive 30-double, 30-steal campaigns...became the 20th player in club history to reach 800 hits, and became just the fourth player in Major League history to record 800 hits, 150 doubles and 150 steals through his first five seasons in the big leagues...joined Ray Durham (1995-99), Ben Chapman (1930-34) and Del Pratt (1912-16)...his 830 career hits through his first five Major League seasons marked a franchise record (previously Cesar Cedeno: 782 from 1970-74)...set career highs in home runs (15) and RBI (66)...joined Michael Bourn (2008-11), Jose Cruz (1977-80), Cesar Cedeno (1972-77) and Enos Cabell (1976-79) as the only players in club history with 30-or-more steals in four consecutive seasons...had three walk-off hits for Houston, which led the club...hit .372 (70x188) vs. left-handed pitchers, which led the Majors for the second consecutive season...became the only player since 1974 (the year left/right splits were first tracked) to lead the Majors in batting average against lefties in consecutive seasons...batted .337 (102x303) with an .884 OPS (.372 OBP/.512 SLG) following the All-Star Break...over his last 26 games of the season, slugged .625 while compiling 23 extra-base hits (16 doubles, 3 triples, 4 homers)...made his fourth consecutive Opening Day roster and start, and remained with the club for the duration of the season...

missed four games from June 18-21 with discomfort in his right hamstring, but was not placed on the Disabled List...tied a club record by recording 39 hits through the team's first 25 games...Billy Hatcher also reached this mark through the 25th game of the 1987 season...posted a 29-game hitting streak against the A's from Sept. 5, 2013-April 26, 2015...marked the second-longest hitting streak against Oakland in Major League history, behind Luke Appling's 31-game streak from 1939-40...recorded multiple hits in nine straight games from April 22-May 1, which tied a franchise record set by Jesus Alou (1969) and Billy Hatcher (1987)...was named the American League Co-Player of the Week along with Oakland's Josh Reddick for the week ending May 3...hit .467 (14x30) with seven runs, five doubles, one homer, eight RBI, two steals and a 1.233 OPS in the week...was the only Major League player in 2015 to have a game with multiple steals and multiple doubles, which he accomplished on June 25 vs. NYY...his two career multi-double, multi-steal games are tied for the most in franchise history with Cesar Cedeno and Derek Bell...hit his first career walk-off homer on July 23 vs. BOS, tallying a career-high tying four hits in the contest...per Elias, became the third Astros player in club history to start a game in the leadoff spot and then hit a walk-off home run, joining Craig Biggio (1998 and 2001) and Jimmy Wynn (1973)...hit in 18 consecutive games at Minute Maid Park from June 4-July 29, marking the longest hitting streak recorded at the venue by an Astro all-time...was the longest home-hitting streak by an Astros player since Derek Bell hit in 21 straight games at the Astrodome in 1998...posted a 20-game hitting streak at O.co Coliseum from Sept. 5, 2013-Aug. 9, 2015...tied him for the third-longest streak in stadium history with Erick Aybar (2012-15), behind only Paul O'Neill's 21-game run from 1995-98 and Carney Lansford's 30-game streak in 1984 (Elias)...recorded 26 consecutive singles from July 29-Aug. 18...marked the longest streak by an Astro since Roy Oswalt recorded 31 consecutive singles without an extra-base hit from 2007-10...the last position player with a streak like this was Willy Taveras in 2005...reached base safely in every game during the month of August while leading the Majors with 45 hits...tied the club record for most hits in a Class August with Jesus Alou (1970)...had a career-long, 29-game on-base streak from Aug. 1-Sept. 1, which was the longest by an Astros player since Willy Taveras (31g) in 2006...tallied his 800th career hit on Sept. 11 at LAA in what was his 647th career game...became the quickest player in club history to reach the 800-hit plateau: previously Cesar Cedeno (707 games)...made his first career postseason appearance, starting at second base and batting leadoff in all six of Houston's playoff games...tied a club record for most hits within a player's first two postseason games (4)...joined Kevin Bass, who recorded four hits in the 1986 NLCS against the Mets...went 4x26 with two RBI and a steal in the postseason.

2014: Named the Astros Team MVP by the Houston Chapter of the BBWAA...was the Astros nominee for Major League Baseball's Hank Aaron Award...also named the Astros recipient of the Heart and Hustle Award, presented by the MLB Players Alumni Association...additionally, was named one of three finalists as the AL's Most Outstanding Player in the Players Choice Awards...set a club record with 225 hits while leading the Majors in hits and batting average...surpassed 2B Craig Biggio (210 hits in 1998) for the Astros single season hits record, while also joining Biggio as the only players in club history to reach 200 hits in a single season...posted single-season franchise records with 69 multi-hit games, 24 three-hit games and 168 singles (all tops in MLB in 2014)...won a Louisville Silver Slugger Award as the American League's top offensive second baseman...joined Biggio as the only second basemen in Astros history to win the award...became just the second player in Major League history to compile 225 hits, 47 doubles and 56 steals in a single season, joining OF Ty Cobb, who did so in 1911 (248 hits, 47 doubles, 83 steals)...became the first player in franchise history to win a batting title...his 225 hits were the most by a second baseman in a single season since IF Charlie Gehringer posted 227 hits in 1936 for Detroit...marked the most hits by a right-handed hitter since DH Paul Molitor also had 225 hits in 1996...received his second career All-Star nomination after getting voted to the American League All-Star team via the player vote...became one of three Astros second basemen to make an All-Star team (also Joe Morgan and Biggio)...set the single-season record for hits by a Venezuelan-born player, passing OF Magglio Ordonez, who set the previous record with 216 hits in 2007...his 56 steals tied as the third-most by a Venezuelan...finished the season leading the AL in batting average, hits and stolen bases, becoming the first player to lead his league in those categories since OF Ichiro Suzuki in 2001 (.350, 242 hits, 56 steals)...prior to Suzuki, the last player to do so was IF Snuffy Stirnweiss with the 1945 Yankees (per Elias)...became the first Astros player to lead his league in stolen bases (56) since OF Michael Bourn in 2010 (52)...led the Majors with a .414 (63x152) average vs. left-handed pitchers...ranked as the second-highest mark in club history for a single season, behind IF Jeff Bagwell's .457 average vs. lefties in 1994...was the second-toughest player to strike out in the Majors as his strikeout rate of 7.5 percent (5350/707PA) ranked behind only DH Victor Martinez (6.6%)...among all MLB hitters, put the highest percentage of pitches into play (27.9%) while posting the fifth-lowest percentage of swings that missed (9.9%)...saw the fewest number of pitches per plate appearance (3.10) among all Major League hitters...tallied 130 hits prior to the All-Star Break, which marked a new Astros record...IF Bob Watson held the previous mark with 123 hits prior to the 1973 All-Star Break...Altuve set the club record in 88 first half games, while Watson did so in 102 games...Altuve's 41 steals in the first half ranked second in franchise history to OF Gerald Young's 47 steals in the first half of 1988...per Elias, set a franchise record by going error-less in 88 straight games from Aug. 17, 2013-May 27, 2014...the previous record was held by IF Rafael Landestoy (78g in 1980)...from June 26-29, 2014, became the first Major League player in 97 years to have four straight multi-steal games...became just the third player in baseball's modern era (since 1900) to do this: also IF Ray Chapman (1917) and IF Bill Dahler (1904)...tied a franchise record with 28 consecutive successful stolen base attempts from May 17-July 19, 2014...tied a franchise record set by OF Carlos Beltran in 2004...on June 18, 2014 at WSH, recorded his 500th career hit with a 9th-inning single...marked his 426th career game, making him the fastest

player to reach 500 career hits with the Astros franchise...OF Cesar Cedeno set the previous record in 1973, as he needed 427 career games to reach 500 hits...with three hits in the Astros 3-1 win on June 20 at TB, became the first Major Leaguer to reach 100 hits on the season...set a club record by recording a steal in seven straight games from June 24-30, 2014...banged out two hits, scored two runs and stole two bases in the Astros 6-1 win on June 26 vs. ATL...by reaching the 30-steal mark that game, became the fourth player in Astros history with at least 100 hits and 30 stolen bases before the All-Star Break in one season...the other Astros to do it were OF Cesar Cedeno in 1974 (112 hits, 36 steals), OF Billy Hatcher in 1987 (101, 33) and OF Michael Bourn in 2011 (104, 35)...went 3x5 with two stolen bases on June 30 vs. DET, making him the first player in the modern era with a four-game streak with multiple hits and stolen bases...finished the month of June with a .411 batting average and 17 stolen bases...marked the most stolen bases for any Major League player who batted .400 or better in a month since July of 1992, when OF Brett Butler, then with the Dodgers, batted .442 with 18 stolen bases...became the first player in the All-Star era (since 1933) to record 130 hits and 40 steals before the All-Star Break...entered the 2014 All-Star Game in the 5th inning at second base and ultimately drove in IF Alexei Ramirez on a sacrifice fly to deep left field in his only plate appearance...became just the fifth Astros player to record an RBI in an All-Star Game...also IF/OF Lance Berkman (2002, 2006, 2008), IF Craig Biggio (1995-96), OF Cesar Cedeno (1973, 1976), IF Lee May (1972)...tied a career high with four hits and hit his first career grand slam on Aug. 18 at BOS...was the only grand slam hit by an opposing player at Fenway Park during the season...from Aug. 30-Sept. 2, recorded back-to-back four hit games, becoming the first Astro to do so since IF/OF Lance Berkman in 2008...from Sept. 10-17, recorded multiple hits in seven straight games...marked the longest multi-hit game streak by an Astro since IF/OF Lance Berkman also went seven straight from May 3-10, 2008...only two Astros in club history had multi-hit game streaks longer than seven games: OF Billy Hatcher (9g, April 12-21, 1987) and OF Jesus Alou (9g, Sept. 1-11, 1969)...entering the final game of the season (Sept. 28 at NYM), held a .003 point advantage over the Tigers DH Victor Martinez for the AL batting title...went 2x4 on the day to secure the title with a .341 (225x660) average, directly ahead of Martinez' .335 (188x561) mark...following the season, along with teammates IF Chris Carter, OF Dexter Fowler and RHP Jose Veras, traveled to Japan as part of the 2014 Japan All-Star Series...was a member of the MLB All-Star Team that faced off against "Samurai Japan" (Japan's National Team) for five games.

2013: Led the Astros in hits and steals, and ranked tied for first in runs (64) and games played (152)...made his second consecutive Opening Day start...ranked sixth in the American League with 35 stolen bases and fourth in multi-steal games (5)...was one of three Major Leaguers (also OF Leonys Martin and OF Rajai Davis) to have two games with three-or-more stolen bases...had the most steals by an Astro second baseman since IF Craig Biggio swiped 50 in 1998...led Major League second basemen in steals and double plays turned (114)...among AL second basemen, finished third in hits and fifth in both batting average and fielding percentage (.987)...became the fifth player in Astros history to record 30+ doubles and 30+ stolen bases in back-to-back years, joining IF Craig Biggio (1997-98, 1994-95), OF Enos Cabell (1977-79), OF Cesar Cedeno (1972-73) and OF Jose Cruz (1977-79)...led the AL with a .376 OBP when batting leadoff (min. 125 plate apps)...reached base safely in 126 of his 152 total games (83%)...his 35 hits in April set a franchise record for a second baseman and ranked fifth all-time for any player in Astros history...eclipsed 400 hits for his career on Sept. 24 at TEX in what was his 352nd career game...was the third fastest Astro to reach the 400-hit mark behind OF Cesar Cedeno (342g) and OF Hunter Pence (348g)...needed the second-fewest games in Astros history to reach 75 doubles and 75 steals to start his career...did so on Sept. 25 at TEX in what was his 353rd career game...the record is held by OF Cesar Cedeno (344 games)...recorded an RBI in four straight games from Aug. 6-10 and became the first Astros second baseman to do so since IF Craig Biggio in July of 2005 (July 4-7)...his 41 hits in September ranked as the third-highest total in franchise history, trailing only OF Richard Hidalgo's 49 hits in September of 2000 and OF Cesar Cedeno's 47 hits in 1977...led the Majors in hits and led the AL in batting average (.357) during the month...missed three games while on the Bereavement List (May 14-17)...named the Astros nominee for the 2013 Roberto Clemente Award...on July 13, 2013, signed a four-year contract extension for the 2014-17 seasons...the deal also included club option years for the 2018-19 seasons.

2012: The first-time All-Star posted a .340 OBP, tallying 40 walks in 147 games (drew just five walks in 57 games in 2011)...led the club with 45 extra-base hits...also led the club in runs, hits, doubles, triples and stolen bases in what was his first full season in the Majors...voted to the National League All-Star team at 22 years old, becoming the second-youngest All-Star in Astros history behind OF Cesar Cedeno (21 years old as a NL All-Star in 1972)...was the second-youngest member on the NL All-Star squad behind OF Bryce Harper...finished the season ranked fifth in the Majors with a .359 (56x156) batting average vs. left-handed pitchers (min. 155 AB)...ranked seventh in the NL with 33 steals...his 51 multi-hit games ranked tied for ninth in the NL...ranked fifth in the NL in lowest percentage of swings that miss (10.6%)...ranked fourth in batting average against NL Central opponents with a .321 (87x271) mark (min. 200 PA)...played the entire season with the Astros, made his first career Opening Day start, and led the club with 147 games played, including 142 starts at second base...among NL second basemen, ranked first in stolen bases, second in hits and third in batting average...became the fourth Astros second baseman in franchise history to steal 30 bases in one season, also IF Craig Biggio (5x), IF Bill Doran (2x) and IF Joe Morgan (3x)...was also the eighth Astros player to steal 30 bases and hit 30 doubles in one season, joining IF Jeff Bagwell (2x), IF Craig Biggio (5x), OF Enos Cabell (3x), OF Cesar Cedeno (5x), OF Jose Cruz (3x), IF Dickie Thon and OF Jimmy Wynn...according to Elias, became the first Astro with 36 hits through the club's first 25 games of a

season since IF Craig Biggio also did so in 2004...stole home and homered on June 10 at CWS, becoming the first Astros player to accomplish this in the same game since IF Jeff Bagwell on June 22, 1993 at LAD...played his 200th career game on Sept. 26...became the only player in Astros history to begin his career by posting 40+ doubles along with 40+ stolen bases within his first 200 Major League games...the last five MLB players prior to Altuve to accomplish the feat, per Elias, were OF Andrew McCutchen (2010), IF Hanley Ramirez (2006), IF Jose Reyes (2005), OF Ichiro Suzuki (2002) and IF Jimmy Rollins (2002)...was named the Astros recipient of the MLB Players Alumni Association's annual Heart and Hustle Award...also named the Astros 2012 MVP by the Houston Chapter of the Baseball Writers' Association of America...played for Navegantes del Magallanes in the Venezuelan Winter League during the 2012 offseason...hit .336 (48x143) with 10 doubles, 16 walks, eight steals and an .847 OPS (.406 OBP/.441 SLG) in 35 games with the club.

2011: Had 200 hits combined at the Major League (61) and minor league (139) levels in 578 combined at-bats... among all NL rookies, ranked fourth in batting average after July 20 (.276)...had seven games with three hits at the Major League level...hit .327 (36x110) with six RBI in his first 28 games with Houston...his 51 starts at second base as a rookie ranked fifth all-time in Astros history and were the most since IF Bill Doran in 1983 (151 starts)...named the Astros 2011 Minor League Player of the Year after leading all minor league players with a .389 (139x357) average at Double A Corpus Christi (.361 in 35g) and Class A Advanced Lancaster (.408 in 52g)...started at second base for the World Team and went 2x3 with a double in the 2011 SiriusXM All-Star Futures Game...was selected to the Major League roster from Double A on July 19 and made his MLB debut on July 20 in a start at second base...singled in his fifth career MLB at-bat...his first career MLB home run was a leadoff, inside-the-park homer on Aug. 20 vs. SF (Bumgarner), making him the first player to record his first career homer in that fashion since Hall of Famer Rich "Whitey" Ashburn did so on May 29, 1948...the last Astro to hit an inside-the-park homer for their first Major League homer was LHP Butch Henry (May 8, 1992 at PIT), and the last Astro to lead off a game with an inside-the-parker was IF Bill Doran (April 22, 1987, vs. ATL) (Elias)...tied the franchise record by hitting safely in his first seven Major League games (.423, 11x26), which was set by IF Russ Johnson in 1997 (.321, 9x28)...only two other players in Astros history collected 11-or-more hits in their first seven games in the Majors: IF Ken Caminiti in 1987 (11x27) and IF Orlando Miller in 1994 (11x23) (Elias)...following the season, played for Magallanes in the Venezuelan Winter League and finished first in the league in hits (82) and third in batting average (.339).

MINOR LEAGUES:

2010: Combined to hit .301 (153x509) with 15 homers, 67 RBI and 42 steals in 125 games with Class A Lexington (94g) and Class A Advanced Lancaster (31g)...named a South Atlantic League Midseason and Postseason All-Star...earned SAL Player of the Week honors (June 7-13)...named Lexington's Offensive Player of the Month for July...played for Magallanes in the Venezuelan Winter League following the season and hit .284 (44x155) with 11 extra-base hits and 14 RBI in 42 games...**2009:** Combined to hit .302 (77x255) with three home runs, 25 RBI and 28 stolen bases in 66 games with Rookie Level Greeneville (45g) and Class A Short Season Tri-City (21g)... named Greeneville's Team MVP, an Appalachian League Postseason All-Star and earned Greeneville's Player of the Month award for July...**2008:** Started 38 games at second base for Rookie Level Greeneville, collecting 14 extra-base hits and 21 RBI...**2007:** Made his professional debut in the Venezuelan Summer League and led the club in batting average (.343).and OBP (.429).

PERSONAL:

Jose and his wife Nina reside in Pearland, TX, with their daughter, Melanie Andrea.

JOSE CARLOS ALTUVE

Year	Team	AVG	G	AB	R	H	2B	3B	HR	RBI	BB	SO	SB	CS	OBP	SLG	SF	SH	HB	E
2007	VSL Astros (R)	.343	64	204	40	70	12	4	0	36	28	16	15	5	.429	.441	3	3	5	10
2008	Greenville (R)	.284	40	141	26	40	9	3	2	21	8	26	8	2	.320	.433	1	2	0	11
2009	Greenville (R)	.324	45	179	45	58	20	2	3	18	26	16	21	4	.408	.508	1	2	0	8
	Tri-City (A)	.250	21	76	13	19	5	0	0	7	8	10	7	2	.337	.316	0	1	2	2
2010	Lexington (A)	.308	94	393	75	121	15	3	11	45	33	49	39	14	.364	.445	1	5	2	11
	Lancaster (A)	.276	31	116	18	32	5	2	4	22	9	17	3	4	.333	.457	0	1	1	2
2011	Lancaster (A)	.408	52	213	38	87	13	7	5	34	19	26	19	9	.451	.606	3	3	0	5
	Corpus Christi (AA)	.361	35	144	21	52	9	3	5	25	7	14	5	5	.388	.569	1	1	0	3
	HOUSTON	.276	57	221	26	61	10	1	2	12	5	29	7	3	.297	.357	1	5	2	2
2012	HOUSTON	.290	147	576	80	167	34	4	7	37	40	74	33	11	.340	.399	4	4	6	11
2013	HOUSTON	.283	152	626	64	177	31	2	5	52	32	85	35	13	.316	.363	8	4	2	9
2014	HOUSTON	.341	158	660	85	225	47	3	7	59	36	53	56	9	.377	.453	5	1	5	10
2015	HOUSTON	.313	154	638	86	200	40	4	15	66	33	67	38	13	.353	.459	6	3	9	5
2016	HOUSTON	.338	161	640	108	216	42	5	24	96	60	70	30	10	.396	.537	7	3	7	7
2017	HOUSTON	.346	153	590	112	204	39	4	24	81	58	84	32	6	.410	.547	4	1	9	10
MINOR LEAGUE TOTALS		.327	382	1466	276	479	88	24	30	208	138	174	117	45	.386	.481	10	18	10	52
MAJOR LEAGUE TOTALS		.316	982	3951	561	1250	243	23	84	403	264	462	231	65	.362	.453	35	21	40	54

WILD CARD GAME RECORD

Year	Team	AVG	G	AB	R	H	2B	3B	HR	RBI	BB	SO	SB	CS	OBP	SLG	SF	SH	HB	E
2015	HOU/NYY	.250	1	4	0	1	0	0	0	1	0	1	1	0	.250	.250	0	0	0	0

DIVISION SERIES RECORD

Year	Team	AVG	G	AB	R	H	2B	3B	HR	RBI	BB	SO	SB	CS	OBP	SLG	SF	SH	HB	E
2015	HOU/KC	.136	5	22	2	3	0	0	0	1	1	2	0	1	.174	.136	0	0	0	0
2017	HOU/BOS	.533	4	15	5	8	0	0	3	4	4	2	0	0	.632	1.133	0	0	0	0
TOTALS		.297	9	37	7	11	0	0	3	5	5	4	0	1	.381	.541	0	0	0	0

CHAMPIONSHIP SERIES RECORD

Year	Team	AVG	G	AB	R	H	2B	3B	HR	RBI	BB	SO	SB	CS	OBP	SLG	SF	SH	HB	E
2017	HOU/NYY	.320	7	25	5	8	0	0	2	4	4	5	1	0	.414	.560	0	0	0	1

WORLD SERIES RECORD

Year	Team	AVG	G	AB	R	H	2B	3B	HR	RBI	BB	SO	SB	CS	OBP	SLG	SF	SH	HB	E
2017	HOU/LAD	.194	7	31	4	6	2	0	2	6	1	7	1	0	.219	.452	0	0	0	0

ALTUVE CAREER TRANSACTIONS

• Signed by Houston as a non-drafted free agent on Sept. 27, 2006

ALTUVE GAME HIGHS

Hits: 4 (24x) -- last, July 24, 2017 at Philadelphia
Home Runs: 2 (2x) -- last, July 24, 2016 vs. Los Angeles (AL)
RBI: 6 -- July 24, 2016 vs. Los Angeles (AL)
Stolen Bases: 3 (3x) -- last, May 8, 2016 vs. Seattle
Longest Hitting Streak: 19 -- last, July 2-July 28, 2017
Career Grand Slams (1): Aug. 17, 2014 at BOS (Joe Kelly)

LEADOFF HR

No.	Date	Opp.	Pitcher
1	8/20/11	SF	Bumgarner
2	5/22/12	CHC	T. Wood
3	5/22/14	@SEA	Elias
4	7/27/14	MIA	Turner
5	4/10/16	@MIL	Nelson
6	4/17/16	DET	Sanchez
7	4/27/16	@SEA	Iwakuma
8	5/1/16	@OAK	Hill
9	5/4/16	MIN	Hughes
10	5/5/16	SEA	Miley

PINCH-HIT HR

No. Date Opp. Pitcher
 none

WALK-OFF HR

No. Date Opp. Pitcher
 1 7/23/15 BOS Breslow

ALTUVE CAREER FIELDING

YEAR	POSITION	PCT.	G	PO	A	E	TC	DP
2017	Second Base	.982	149	201	351	10	562	86
TOTALS	Second Base	.987	953	1532	2526	54	4112	567
	Shortstop	1.000	1	0	2	0	2	0



NON-ROSTER INVITEE

ROGELIO ARMENTEROS

Born: 6/30/94 in Havana, Cuba

Resides: Boca Raton, FL

Opening Day Age: 23

ML Service: 0.000

Contract Status: Signed through 2018

Acquired: Signed as a non-drafted free agent on Sept. 15, 2014.

66

RHP

2017 2018 2019
R/R 6'1 229

TABLE OF CONTENTS

ARMENTEROS

PLAYER DEVELOPMENT

2017 REVIEW

OPPONENTS

HISTORY AND RECORDS

SPRING TRAINING

MEDIA INFORMATION

MINUTE MAID PARK

CAREER HIGHLIGHTS

- Cuban right-handed starter has pitched in parts of three seasons (2015-17) in the Astros minor league system since being signed as a non-drafted free agent in September of 2018...went 21-12 with a 2.97 ERA (103ER/312IP) in 65 games (54 starts) over his first three professional seasons.
- Had arguably the best season of any Astros minor league pitcher in 2017 as he combined to go 10-4 with a 2.04 ERA (28ER/123.2IP) in 24 games (20 starts) between Triple A Fresno (10g) and Double A Corpus Christi (14g/10gs)...named a Texas League All-Star while with the Hooks.
- Led all Astros minor leaguers in strikeouts in 2016 as he split his season between Corpus Christi (3g), Class A Lancaster (19g) and Class A Quad Cities (4g).

NOTES

- Full name is pronounced: roh-HELL-ee-o arm-en-TAIR-ohs.
- Signed by the Astros as a non-drafted free agent on Sept. 15, 2014...signed by Astros scout Alex Jacobs.
- Was one of four Cuban players invited to Astros Spring Training, joining OF Alejandro Garcia, 1B Yuli Gurriel and LHP Cionel Perez.
- Is signed to a minor league contract for the 2018 season...invited to Major League Spring Training on Jan. 25, 2018.

MINOR LEAGUES:

2017: Had arguably the best season of any Astros minor league pitcher in 2017 as he combined to go 10-4 with a 2.04 ERA (28ER/123.2IP) in 24 games (20 starts) between Triple A Fresno (10gs) and Double A Corpus Christi (14g/10gs), where he was a Texas League All-Star...combined to post 146 strikeouts in 123.2 innings pitched, while allowing a .205 opponent batting average...led all Astros minor league prospects in strikeouts and ranked second in wins...began the year at Double A making 14 appearances before a promotion to Triple A in July...in his first month at Triple A, earned the Astros Minor League Pitcher of the Month for July...made five starts for the Gizzlies that month and won all five of them...during the month, he led the Pacific Coast League in wins (5) while ranking tied for third in strikeouts (33) and eighth in ERA (2.86, 9ER/28.1IP)...**2016:** Combined to go 8-6 with a 3.53 ERA (50ER/127.2IP) in 26 games (22 starts) between three levels: Corpus Christi (3gs), Class A Lancaster (19g/16gs) and Class A Quad Cities (4g/3gs)...led all Astros minor leaguers in strikeouts with 140 in 127.1 innings pitched...moved up the Astros system in sequence, going from Quad Cities (Opening Day-April 23) to Lancaster (April 28-Aug. 16) to Corpus Christi (Aug. 21-end of season)...while with Lancaster, was named the JetHawks Pitcher of the Month in June after going 2-0 with a 1.48 ERA (4ER/24.1IP) and 30 strikeouts in five June outings...during the month, ranked second in the California League in ERA...also was named the California League Pitcher of the Week for the week of July 4-10...following the season, made eight appearances for Glendale in the Arizona Fall League...**2015:** Made his stateside debut, posting a 3-2 record and a 3.69 ERA (25ER/61IP) in 15 games (12 starts) between Quad Cities (3gs) and Class A Tri-City (12g/9gs)...fanned 61 hitters in 61 innings pitched...spent most of his season with Tri-City before a promotion to Quad Cities for his final three starts of the year.

ROGELIO PENA ARMENTEROS

Year	Team	W	L	ERA	G	GS	CG	SHO	SV	IP	H	R	ER	HR	HB	BB	SO	WP	BK	AVG
2015	Tri-City (A)	2	2	4.09	12	9	0	0	0	44.0	44	24	20	3	3	17	40	1	1	.262
	Quad Cities (A)	1	0	2.65	3	3	0	0	0	17.0	9	5	5	1	1	7	21	3	2	1.50
2016	Quad Cities (A)	0	2	1.93	4	3	0	0	0	18.2	12	6	4	0	1	3	20	6	1	1.79
	Lancaster (A)	6	4	4.18	19	16	0	0	1	90.1	87	47	42	13	4	37	107	6	1	2.51
	Corpus Christi (AA)	2	0	1.96	3	3	0	0	0	18.1	17	5	4	1	0	4	13	0	0	.262
2017	Corpus Christi (AA)	2	3	1.93	14	10	0	0	1	65.1	49	15	14	3	2	19	74	2	1	2.07
	Fresno (AAA)	8	1	2.16	10	10	0	0	0	58.1	42	15	14	5	2	19	72	2	0	2.03
MINOR LEAGUE TOTALS		21	12	2.97	65	54	0	0	2	312.0	260	117	103	26	13	106	347	20	6	.226

ARMENTEROS CAREER TRANSACTIONS

- Signed by the Astros as a non-drafted free agent on Sept. 15, 2014.



BUDDY BOSHERS

Born: 5/9/88 in Huntsville, AL

Resides: Huntsville, AL

Opening Day Age: 29

ML Service: 1.127

Contract Status: Signed through 2018

Acquired: Claimed off waivers from Minnesota on Jan. 22, 2018.

52

LHP

TE/PT	HEIGHT	WEIGHT
L/L	6'3"	205

CAREER HIGHLIGHTS

- Left-handed reliever has made 100 appearances over his first three Major League seasons with Los Angeles-AL (2013) and Minnesota (2016-17)...went 3-0 with a 4.59 ERA (44ER/86.1IP) in those games... has never walked more than one hitter in a single Major League appearance.
- Pitched in a career-high 38 games with the Twins in 2017 and was active on Minnesota's Postseason roster, but did not appear in the 2017 AL Wild Card game.
- Spent his 2015 season with the Somerset Patriots of the Independent Atlantic League and was named Atlantic League Reliever of the Year after going 3-1 with a 1.00 ERA (6ER/54IP) with 14 walks, 71 strikeouts and one home run allowed.
- Made his Major League debut with the Angels in 2013, appearing in 25 games...debuted on Aug. 10 at CLE and fanned Jason Kipnis as the only hitter he faced that night.



NOTES

- **Last name is pronounced: bo-SHEERS.**
- **Graduated from Lee High School in Huntsville, AL, in 2006 and was a high school teammate of LHP Craig Kimbrel.**
- **Went on to attend Calhoun Community College in Decatur, AL, for one year...made 14 appearances in his freshman season of 2007, going 4-1 with a 3.89 ERA (20ER/46.1IP) with 60 strikeouts in 24.1 innings pitched.**
- **Drafted out of Calhoun by Los Angeles in the fourth round of the 2008 draft...signed by Angels scout Jim Bryant.**
- **Claimed off waivers by Houston from Minnesota on Jan. 22, 2018...has one option year remaining on his current contract.**

2017: Had four Major League stints with the Twins, going 1-0 with a 4.89 ERA (19ER/35IP) in a career-high 38 appearances...held left-handed hitters to a .224 (13x58) opponent batting average and a .258 on-base percentage... made 18 minor league appearances, posting a 3.68 ERA (6ER/14.2IP)...began the year at Twins Spring Training for the second straight season and optioned to Triple A Rochester on March 28...had four MLB stints: April 23 for one day, April 28-May 2, May 30-Aug. 17 and Sept. 1 thru the end of the season...was on the Twins postseason roster, but did not appear in the Wild Card Game...posted a 2.51 ERA (4ER/14.1IP) with 10 strikeouts in 10 June games for the Twins... did not walk a batter in final 12 appearances (6IP), dating back to Aug. 17.

2016: Was invited to Twins Spring Training after signing a minor league contract with them in the offseason...reassigned to minor league camp March 23 and began season with Triple A Rochester...appeared in 15 games for the Red Wings from April 12-May 20, posting 12 scoreless appearances of relief...was selected to the Major League roster by Minnesota on May 25...did not allow an earned run in each of his first 10 appearances for the Twins (7.2 IP) from May 28-June 17...optioned to Rochester July 4 when Trevor May was reinstated from disabled list...recalled by Minnesota July 21...placed on 15-day disabled list Aug. 11 with left elbow inflammation; reinstated Sept. 2...posted a 0.79 ERA (1ER/11.1IP) from Sept. 3 through the rest of the season...allowed just four of 18 inherited runners to score (22.2%) on the season.

2015: Signed with the Rockies as a minor league free agent prior to the season, but was released on March 18...did not sign with an affiliated team, but instead spent the entire season with the Somerset Patriots of the Independent Atlantic League...went 3-1, 1.00 ERA (6ER/54IP) with 14 walks, 71 strikeouts and one home run allowed for the Patriots...ranked second in the Atlantic League in ERA and strikeouts-per-9.0 IP (11.8), and fifth in WHIP (0.98)...named Atlantic League Reliever of the Year.

2014: Split season between Triple A Salt Lake and Double A Arkansas in the Angels minor league system,

going 4-4 with a 3.28 ERA (27ER/74IP) with 40 walks and 82 strikeouts in 40 appearances combined...began the season at Salt Lake and pitched in 11 games...went 1-0 with a 6.23 ERA (9ERT/13IP) for the Bees...transferred to Arkansas on May 13 and spent the rest of the year with them...went 2-3 with a 2.66 ERA (18ER/61IP) in 29 games (eight starts) for the Travelers...allowed just one home run over 61.0 innings at Arkansas.

2013: Began the season with Double A Arkansas in the Angels organization and went 3-2 with one save and a 3.14 ERA (10ER/28.2IP) in 28 relief appearances for the Travelers...promoted to Triple A Salt Lake on June 22...made 16 appearances for Salt Lake and went 1-0 with a 3.66 ERA (8ER/19.2IP) with one save, 12 walks and 26 strikeouts...was selected to the Major League roster by the Angels on Aug. 10 and made his Major League debut that night at Progressive Field in Cleveland...struck out his only batter faced (Jason Kipnis) and became the sixth player in Angels history to fan the only batter faced during Major League debut.

MINOR LEAGUES:

2012: Split the season between Class A Inland Empire and Double A Arkansas and went 5-2 with a 2.98 ERA (21ER/63.1IP) with 21 walks and 75 strikeouts in 45 games between both levels...pitched for Scottsdale in the Arizona Fall League, going 0-1 with a 10.12 ERA (3ER/2.2IP) in five games...**2011:** Spent the entire year with Class A Inland Empire and went 2-5 with a 4.30 ERA (36ER/75.1IP) in 43 games (four starts), marking his only season as a professional with a losing record...**2010:** Spent his entire season with Class A Cedar Rapids, going 3-0 with a 4.31 ERA (37ER/77.1IP) with 75 strikeouts in 36 games (seven starts)...**2009:** Pitched at Triple A Salt Lake, Rookie Orem and Class A Cedar Rapids, combining to go 5-2 with a 4.37 ERA (28ER/57.2IP) with 15 walks and 51 strikeouts in 13 games (11 starts)...**2008:** Made his professional debut with Rookie Orem and went 5-0 with a 2.68 ERA (28ER/57.2IP) in 13 games (12 starts) for the Owlz...named Pioneer League Pitcher of the Week on Aug. 18...began the season at Salt Lake and pitched in 11 games...went 1-0 with a 6.23 ERA (9ERT/13IP) for the Bees...transferred to Arkansas on May 13 and spent the rest of the year with them...went 2-3 with a 2.66 ERA (18ER/61IP) in 29 games (eight starts) for the Travelers...allowed just one home run over 61.0 innings at Arkansas.

JEFFREY ALAN BOSHERS

Year	Team	W	L	ERA	G	GS	CG	SHO	SV	IP	H	R	ER	HR	HB	BB	SO	WP	BK	AVG
2008	Orem (R)	5	0	2.68	13	12	0	0	0	50.1	43	24	15	1	1	22	43	4	1	.221
2009	Salt Lake (AAA)	0	0	0.00	2	0	0	0	0	1.1	1	0	0	0	0	0	1	0	0	.200
	Orem (R)	2	1	2.55	5	5	0	0	0	24.2	24	11	7	2	0	8	23	0	0	.247
	Cedar Rapids (A)	3	1	5.97	6	6	1	0	0	31.2	31	21	21	5	1	7	27	0	0	.254
2010	Cedar Rapids (A)	3	0	4.31	36	7	1	0	0	77.1	84	44	37	5	3	20	75	4	0	.270
2011	Inland Empire (A)	2	5	4.30	43	4	0	0	1	75.1	88	43	36	7	1	41	61	5	0	.299
2012	Inland Empire (A)	4	2	2.52	26	0	0	0	1	39.1	30	15	11	4	0	16	48	1	0	.201
	Arkansas (AA)	1	0	3.75	19	0	0	0	0	24.0	28	10	10	3	1	5	27	2	0	.292
2013	Arkansas (AA)	3	2	3.14	28	0	0	0	1	28.2	20	12	10	1	0	13	35	3	1	.196
	Salt Lake (AAA)	1	0	3.66	16	0	0	0	1	19.2	18	11	8	1	0	12	26	3	1	.247
	LOS ANGELES (AL)	0	0	4.70	25	0	0	0	0	15.1	13	8	8	0	1	8	13	0	0	.241
2014	Salt Lake (AAA)	1	0	6.23	11	0	0	0	0	13.0	10	9	9	1	0	13	12	0	0	.227
	Arkansas (AA)	2	3	2.66	29	8	0	0	0	61.0	47	21	18	1	1	27	70	10	0	.211
2015	Somerset (IND)*	3	1	1.00	52	0	0	0	1	54.0	39	9	6	1	1	14	71	5	0	---
2016	Rochester (AAA)	1	1	1.04	22	0	0	0	2	26.0	18	8	3	1	0	11	29	2	0	.194
	MINNESOTA	2	0	4.25	37	0	0	0	0	36.0	35	21	17	3	1	7	37	1	0	.248
2017	Rochester (AAA)	0	0	3.68	18	0	0	0	0	14.2	16	6	6	1	0	8	15	2	0	.281
	MINNESOTA	1	0	4.89	38	0	0	0	0	35.0	37	20	19	7	2	10	28	2	0	.268
MINOR LEAGUE TOTALS		28	15	3.53	274	42	2	0	6	487.0	458	235	191	33	8	203	492	36	3	.246
MAJOR LEAGUE TOTALS		3	0	4.59	100	0	0	0	0	86.1	85	49	44	10	4	25	78	3	0	.255

*Minor league totals do not include Independent League statistics

BOSHERS CAREER TRANSACTIONS

- Selected by Los Angeles (AL) in the fourth round of the June 2008 draft.
- Signed by Colorado as a minor league free agent on Dec. 16, 2014.
- Signed by Minnesota as a minor league free agent on Dec. 14, 2015.
- On Disabled List, Aug. 11-Sept. 2, 2016 (left elbow inflammation).
- Claimed off waivers by Houston on Jan. 22, 2018.

BOSHERS CAREER HIGHS

Longest Winning Streak:	3 -- June 7, 2016-Aug. 7, 2017
Longest Losing Streak:none
Strikeouts:	3 (4x) -- last, July 24, 2017 at Los Angeles (NL)
Walks:	1 (25x) -- last, Aug. 15, 2017 vs. Cleveland
Innings (starter):none
Innings (relief):	2.1 -- April 23, 2017 vs. Detroit
Low-Hit Game (CG):none



ALEX BREGMAN

Born: 3/30/94 in Albuquerque, NM

Resides: Houston, TX

Opening Dawy Age: 24

ML Service: 1.070

Contract Status: Signed through 2018

Acquired: Selected in the first round (second overall) of the June 2015 draft.

2

IF

HT	WEIGHT	AGE
R/R	6'0"	192

CAREER HIGHLIGHTS

- Versatile infielder is entering his third season as a Major Leaguer, after debuting in 2016...has batted .279 (.211x757) with a .818 OPS (.342 OBP/.476 SLG) in 204 games in the Majors.
- Made his first career Opening Day roster in 2017...at 23 years, four days old he became the youngest third baseman in club history to start on Opening Day...his .970 fielding percentage as a third baseman led the AL...also ranked among the AL leaders in sacrifice flies (7; 8th), doubles (9; 9th) and triples (5; 9th).
- In 2017 he became the youngest third baseman in club history to start a postseason game...was the fourth player in club history to homer in their first postseason plate appearance...belted four home runs during the postseason, including two in the World Series.
- In 2016 was named the 2016 *USA TODAY* Minor League Player of the Year...became the first player in Houston franchise history to receive the award, which was created in 1988 and is given annually to the top performing prospect in the game.
- Was also named the Astros Minor League Player of the Year, ESPN.com Prospect of the Year, MLB Pipeline Hitter of the Year and a *Baseball America* Minor League All-Star in 2016.
- Was a 2016 Texas League Midseason All-Star and also participated in the 2016 SiriusXM All-Star Futures Game...fell a home run shy of the cycle in the Futures Game, going 3x5 with a double and a triple in a start at third base.
- Became the second Astros player to be selected with the second overall pick in the draft, joining RHP J.R. Richard (1969).
- Entered the 2016 season ranked as the Astros top prospect, the No. 9 shortstop prospect in baseball and the No. 21 prospect in the game, per MLB.com...was also named the Astros No. 3 prospect and the organization's best defensive infielder by *Baseball America*...tabbed by ESPN.com as the No. 1 overall prospect in the game in their 2016 midseason top-50 prospects.

2017: 23-year-old built upon his stellar 2016 rookie season by establishing himself as one of the brightest young stars in the game...clubbed 39 doubles (T-9th in AL), five triples and 19 home runs while swiping 17 stolen bases and posting an .827 OPS (.352 OBP/.475 SLG) in 155 games...was one of five players in the Majors to post at least 39 doubles, 19 home runs and 17 stolen

NOTES

- Graduated from Albuquerque Academy H.S. in New Mexico in 2012...had a big junior season in 2011 as he was named first-team All-State and set a New Mexico season record with 19 home runs...battled injuries his senior year and was drafted by Boston in the 29th round of the June 2012 draft...opted to attend LSU.
- Received many accolades in his three years at LSU, including his junior season of 2015... named a First-Team All-American, was a Gold Glove Award winner and was a Golden Spikes Award finalist, which goes to the top collegiate player in the country.
- Finished his career batting .337 (265x786) with 56 doubles, 10 triples, 21 homers, 148 RBI, 153 runs and 66 stolen bases... committed just nine errors in 359 chances.
- Played in the 2015 Houston College Classic at Minute Maid Park for LSU and was named to the All-Tournament Team hitting .385 (5x13), with three runs scored, a double and three stolen bases.
- Drafted with the second overall selection in the June 2015 draft...signed by Astros scout Justin Cryer.
- IN THE COMMUNITY:** This offseason, he launched AB for AUDS in honor of his godson Brady Columbus...the organization raises money for children with autism and down syndrome...has also served as the National Fund Chair for the LSU Alumni Association... in 2016, helped to establish the Baton Rouge Area Foundation, which directed donations toward the Louisiana Flood Relief Fund.
- Was added to the Astros 40-man roster on July 25, 2016...is currently signed to a one-year contract for the 2018 season...is under Astros club control through 2022.

bases, along with Jose Altuve, Elvis Andrus, Mookie Betts and Jose Ramirez...the only player in club history to reach those numbers in a season at a younger age was Cesar Cedeño at age 21 (1972)...the only other third basemen in MLB history to reach those totals, regardless of age, were Anthony Rendon (2014), David Wright (2005-07), Chipper Jones (1997, 1999), Howard Johnson (1989) and George Brett (1979)...became the third player in American League history to reach 39 doubles, five triples, 19 homers, 17 steals and 55 walks in a season at age 23 or younger, joining Mike Trout (2013) and Grady Sizemore (2006)...ranked third among AL third basemen in OPS, behind Josh Donaldson (.990) and Mike Moustakas (.858)...was one of the to hitters in the AL against left-handed pitching...hit .331 (47x142) with 18 extra-base hits (9 doubles, 2 triples, 7 homers), and a .974 OPS (.404 OBP/.570 SLG) against left-handed pitchers...ranked ninth in the AL in both batting average and OPS vs. lefties... finished tied for ninth in the AL in triples (5)...marked the most triples by a 23-year-old Astros player since Luis Gonzalez hit nine as a 23-year-old in 1991...led the Astros with 155 games played...started 127 games at third base and 21 games at shortstop...led all American League third basemen in fielding percentage (.970), making just 10 errors in 337 total chances...was the fourth-highest fielding percentage by a third baseman in club history, trailing Bob Aspromonte (.973 in 1964), Matt Dominguez (.972 in 2014) and Doug Rader (.971 in 1975)...vastly improved upon his .931 fielding percentage he posted at the position in 2016...made his first career Opening Day roster and Opening Day start...at 23 years, four days old, became the youngest third baseman in club history to start on Opening Day on April 3 vs. SEA...hit his first career grand slam in Game 2 of Houston's doubleheader at NYY on May 14...was his first homer of the year, snapping the longest homerless streak of his career (147 at-bats, 41 games)...at 23 years, 45 days old, became the sixth-youngest visiting player since 1930 to hit a grand slam at Yankee Stadium, behind Adam Jones (22.362 in 2008), Wil Myers (22.194 in 2013), Ken Griffey Jr. (21.244 in 1991), Pat Seery (22.118 in 1945), Ted Williams (21.351 in 1940)...tied a career high in hits on May 24 vs. DET, going 3x4 with a double and a homer...homered in all three games of the Astros series at Minnesota from May 29-31... marked the first time in his career that he homered in three straight games...also recorded multiple hits, multiple RBI and a homer in those three games at Minnesota, becoming the youngest player in club history with a streak like that since Jeff Bagwell also did so during his 1991 rookie season at 23 years old...in July, ranked tied for third in the AL in doubles (11) and eighth in OPS (1.021)...had a three-hit game on July 4, and after that date was one of the best hitters in the American League...from July 4 through the end of the season, hit .321 (93x290) with 57 runs, 25 doubles, four triples, 11 homers, 45 RBI, 11 steals and a .927 OPS (.378 OBP/.548 SLG)...among AL players in that span, ranked third in runs, third in doubles, sixth in batting average and tied for seventh in hits...doubled in a career-long four consecutive games from July 4-7...ranked fourth in the AL in hits in August (39), while hitting .345 during the month...tied a franchise record by recording an extra-base hit in 10 consecutive games from July 30-Aug. 9...tied the club record streak set by Richard Hidalgo in 2000...was the longest extra-base hit streak by a Major League player since Brian Dozier had an 11-game streak in 2016...hit .378 (14x37) with five doubles, three home runs and two triples during his streak...became the fourth player since 1913 to have a 10-game extra-base hit streak at 23 years old or younger, joining Justin Upton (2011), Ken Griffey Jr. (1993) and Willie Mays (1954)...hit a game-tying, two-run, 9th-inning triple off RHP Roberto Osuna on Aug. 6 vs. TOR...scored the game-winning run on Juan Centeno's walkoff single...posted a career-long, 14-game hitting streak from July 29-Aug. 12...played the 162nd game of his career on Aug. 15 at ARI...recorded 42 doubles and 71 total extra-base hits over his first 162 games in the Majors...the only player in club history to record more in his first 162 games was Hunter Pence, who posted 43 doubles and 77 extra-base hits...homered in each of his first two career games at Fenway Park from Sept. 28-29 at BOS...became the first Major League player to homer in each of his first two games at Fenway Park since Paul Goldschmidt in 2013...had a breakout postseason in his first ever trip to the playoffs...hit .208 (15x72) with three doubles, four homers and 10 RBI in 18 starts at third base...while he did not hit for a high batting average, he had a number of key hits and highlight reel defensive plays that propelled Houston to their first World Series Championship...became the fifth player in MLB history to hit four homers in a single postseason at age 23 or younger...joined Carlos Correa (2017), Kyle Schwarber (2015), Evan Longoria (2008) and Miguel Cabrera (2003)...homered off LHP Chris Sale in Game 1 of the ALDS vs. BOS in what was his first career postseason plate appearance...became the fourth Astros player to homer in his first career postseason plate appearance, joining Raúl Chávez (Game 2 of the 2007 NLDS), Jason Lane (Game 1 of the 2004 NLDS) and Glenn Davis (Game 1 of the 1986 NLCS)...per ESPN Stats & Info, became the second-youngest player in club history to hit a postseason homer (Carlos Correa, 21, 2015)...at 23 years old, became the youngest third baseman in club history to start a postseason game...hit a game-tying, solo homer off LHP Chris Sale in the 8th inning of Game 4 of the ALDS at BOS...became the fourth-youngest American League player in postseason history to homer in a series clinching game...the only players to do it at a younger age: Mickey Mantle (1952 World Series), Charlie Keller (1939 World Series) and Joe DiMaggio (1937 World Series)...became the second player in MLB history to record an RBI in each of his first five career games in the World Series, joining Amos Otis (1980)...became the eighth player to hit multiple homers in a single World Series at age 23 or younger, joining Hank Aaron (1957), Charlie Keller (1939), Goose Goslin (1924), Lenny Dykstra (1986), Reggie Smith (1967), Mickey Mantle (1952-53) and Jimmie Foxx (1929)...homered off LHP Clayton Kershaw in Game 1 of the World Series...became the youngest player to homer for an American League team in the World Series since Manny Ramirez in the 1995 World Series...hit a walkoff RBI-single off RHP Kenley Jansen in Game 5 of the World Series...was the 57th walkoff win in World Series history, the first for the Astros, and the first since Eric Hosmer's sac-fly in Game 1 of the 2015 World Series.

2016: Made his Major League debut with the Astros, after he was selected with the second overall pick in the 2015 MLB draft...was named the Astros Minor League Player of the Year, ESPN.com Prospect of the Year, MLB

Pipeline Hitter of the Year and a *Baseball America* Minor League All-Star...was named the 2016 *USA TODAY* Minor League Player of the Year...became the first player in Houston franchise history to receive the award, which was created in 1988 and is given annually to the top performing prospect in the game...batted .264 with a .791 OPS (.313 OBP/.478 SLG) in 49 games in the Majors...recorded 24 extra-base hits (13 doubles, 3 triples, 8 home runs)... began his career in the Majors just 1x32 in eight total games...in his final 41 games, batted .308 (52x169) with eight homers, 32 RBI, and a .917 OPS (.355 OBP/.562 SLG)...in that span, led Astros hitters in batting average and RBI (34), while ranking second in homers (8), second in slugging (.562), second in runs scored (31), second in doubles (13), fourth in hits (50)...made 48 starts with Houston: 40 at third base, four at shortstop, three as designated hitter and one at second base...appeared in one game in left field on July 30 at Detroit...among AL rookies with at least 200 at-bats, ranked fifth in OPS (.791), fourth in slugging (.478), ninth in RBI (34) and tied for 11th in homers (8)...his slugging percentage ranked seventh by an Astros rookie all-time...spent the first four months of the season in the minors...was selected to the Major League roster on July 25, and made his Major League debut that night vs. the Yankees at Minute Maid Park...recorded his first Major League hit on July 31 vs. DET...was his fifth start at third base in his sixth career game...on Aug. 5 vs. TEX, went 3x5, becoming the youngest third baseman in club history (22 years, 129 days old) to record a three-hit game (previously Jimmy Paredes at 22 years, 257 days old on Aug. 9, 2011 at ARI)...had a four game, multi-hit game streak from Sept. 2-5...was tied for the second longest multi-hit game streak by an Astros player during the season...went 9x19 (.474) with a double, triple, two home runs and six RBI during the run...had a career-long 25 game on-base streak which spanned from Aug. 16-Sept. 11...was tied for the third-longest streak by an Astros rookie in club history with Chris Johnson's 25-game streak in 2010, trailing streaks by Gerald Young (29g in 1987) and Greg Gross (27g in 1974)...batted .346 (37x107) with seven doubles, three triples, eight homers, 28 RBI, .391 OBP during the streak...had a career-long 10-game hitting streak from Sept. 2-11...was the longest by an Astros rookie since George Springer hit in 11 straight games in 2014...batted .378 (17x45) with a 1.182 OPS with nine extra base hits (3 doubles, 3 triples and 3 homers) during the streak...on Sept. 14, left the game with right hamstring discomfort after running to third base on a Tyler White groundout...missed the next 11 games, and returned to action as a pinch-hitter on Sept. 27 vs. SEA...hit a game-tying pinch-hit single in the 6th inning of RHP Felix Hernandez that game, in what was his first career pinch-hit appearance...in his final outing of the season, made a start at third base on Sept. 28...recorded an RBI-single in the 5th inning, which was his 34th RBI of the season...became one of just five players in franchise history to record 34 RBI in his first 49 career games...also: George Springer (36 in 2014), Hunter Pence (34 in 2007), J.D. Martinez (34 in 2011) and Carlos Correa (34 in 2015)...in 80 combined games between Triple A Fresno (18g) and Double A Corpus Christi (62g), hit .306 (96x314) with 71 runs, 22 doubles, two triples, 20 HR, 61 RBI and a .986 OPS (.406 OBP/.580 SLG), with more walks (47) than strikeouts (38)...was a 2016 Texas League Midseason All-Star and also participated in the 2016 SiriusXM All-Star Futures Game...fell a home run shy of the cycle in the Futures Game, going 3x5 with a double and a triple in a start at third base...led all Double A players in OPS (.975) prior to his promotion to Triple A on June 30...during his 18 games at Triple A, hit six HR with a .333 avg. and 1.015 OPS.

MINOR LEAGUES:

2015: Began his professional career after signing with the club on June 25...split his season between Class A Quad Cities (29g) and Class A Advanced Lancaster (37g) combining to hit .294 (80x272) with 13 doubles, four home runs, 34 RBI and a .366 on-base percentage...played 29 games for Quad Cities, hitting .259 (29x112) with five doubles, one home run and 13 RBI before a promotion to Lancaster on July 27...finished his season with the JetHawks hitting .319 (51x160) with eight doubles, four triples, three home runs, 21 RBI and an .839 OPS in the regular season...had a tough start at Lancaster, going 2x19 in his first five games...rebounded to hit .377 (43x114) with 20 RBI in 26 games in August...played in three postseason games for Lancaster, going 3x14 with a double and three RBI.

ALEXANDER DAVID BREGMAN

Year	Team	AVG	G	AB	R	H	2B	3B	HR	RBI	BB	SO	SB	CS	OBP	SLG	SF	SH	HB	E
2015	Quad Cities (A)	.259	29	112	18	29	5	0	1	13	17	13	5	2	.368	.330	1	0	3	8
	Lancaster (A)	.319	37	160	19	51	8	4	3	21	12	17	8	4	.364	.475	3	2	1	8
2016	Corpus Christi (AA)	.297	62	236	54	70	16	2	14	46	42	26	5	3	.415	.559	0	1	6	11
	Fresno (AAA)	.333	18	78	17	26	6	0	6	15	5	12	2	1	.373	.641	0	0	0	2
	HOUSTON	.264	49	217	31	53	13	3	8	34	15	52	2	0	.313	.478	1	0	0	10
2017	HOUSTON	.284	155	556	88	158	39	5	19	71	55	97	17	5	.352	.475	7	1	7	14
MINOR LEAGUE TOTALS		5.300	146	586	108	176	35	6	24	95	76	68	20	10	.388	.503	4	3	10	29
MAJOR LEAGUE TOTALS		.279	204	757	119	211	52	8	27	105	70	149	19	5	.342	.476	8	1	7	24

DIVISION SERIES RECORD

Year	Team	AVG	G	AB	R	H	2B	3B	HR	RBI	BB	SO	SB	CS	OBP	SLG	SF	SH	HB	E
2017	HOU/BOS	.208	4	18	3	4	1	0	2	2	0	3	0	0	.222	.611	0	0	0	0

CHAMPIONSHIP SERIES RECORD

Year	Team	AVG	G	AB	R	H	2B	3B	HR	RBI	BB	SO	SB	CS	OBP	SLG	SF	SH	HB	E
2017	HOU/NYY	.167	7	27	2	4	1	0	0	3	3	3	0	0	.259	.208	0	0	0	1

WORLD SERIES RECORD

Year	Team	AVG	G	AB	R	H	2B	3B	HR	RBI	BB	SO	SB	CS	OBP	SLG	SF	SH	HB	E
2017	HOU/LAD	.233	7	30	6	7	1	0	2	5	2	4	1	0	.273	.467	1	0	0	1

BREGMAN CAREER TRANSACTIONS

- Selected by Houston in the first round (second overall) of the June 2015 draft.

BREGMAN GAME HIGHS

Hits:	3 (14x) -- last, Sept. 29, 2017 at Boston
Home Runs:	1 (27x) -- last, Sept. 29, 2017 at Boston
RBI:	4 -- last, May 14, 2017 at New York (AL)
Stolen Bases:	2 -- last, Aug. 3, 2017 vs. Tampa Bay
Longest Hitting Streak:	14 -- July 29-Aug. 12, 2017
Career Grand Slams (1):	May 14, 2017 at NYY (Masahiro Tanaka)

BREGMAN CAREER FIELDING

YEAR	POSITION	PCT.	G	PO	A	E	TC	DP
2017	Second Base	1.000	4	0	5	0	5	2
	Third Base	.970	132	86	241	10	337	28
	Shortstop	.957	30	31	58	4	93	14
TOTALS	Second Base	1.000	7	2	10	0	12	2
	Third Base	.960	172	114	321	18	453	36
	Shortstop	.954	36	37	67	5	109	18
	Outfield	.000	1	0	0	1	1	0



RANDY CESAR

99

IF

Born: 1/11/95 in Santo Domingo, DR **Resides:** Santo Domingo, DR
Opening Day Age: 23 **ML Service:** 0.000
Contract Status: Signed through 2018
Acquired: Signed as a non-drafted free agent on July 15, 2011.

HT WT BIRTH WEIGHT HEIGHT WEIGHT
 R/R 6'1 229

CAREER HIGHLIGHTS

- Third base prospect has played in parts of six (2012-17) seasons in the Astros system...owns a .263 (177x1467) career batting average in 401 minor league games...has primarily played third base (346g) in his career, but has also made appearances at first base (23g), designated hitter (28g) and shortstop (1g).
- Hit .389 (42x108) with a .452 OBP and a .952 OPS in 30 games at Class A Tri-City in 2016 before a July promotion to Class A Quad Cities...named New York-Penn League Player of the Week on July 20, 2016.

NOTES

- Last name is pronounced: seh-zar.
- Signed by the Astros as a non-drafted free agent on July 15, 2011...signed by Astros scouts Felix Francisco and Rafael Belen.
- Is signed to a minor league contract for the 2018 season...invited to Major League Spring Training on Jan. 25, 2018.

MINOR LEAGUES:

2017: Split his season between Class A Buies Creek (83g) and Class A Quad Cities (27g), combining to hit .297 (123x414) with 23 doubles, seven home runs and 57 RBI in a career-high 110 games...appeared only at third base (107g) and designated hitter (3g)...began his season at Quad Cities and was promoted to Buies Creek on May 15...**2016:** Made his first appearance at a full-season affiliate in what was his fifth professional season, playing in 36 games for Quad Cities (26g), where he finished the season after a July promotion...began the year at Class A Tri-City (30g) and combined for a .283 average (72x254) with nine doubles and 29 RBI in 66 games at the two levels...did most of his damage at Tri-City, where he hit .389 (42x108) with a .452 OBP and a .952 OPS...in his last week at the level, earned the New York-Penn League Player of the Week on July 17, after hitting .538 (14x26) in seven games...quickly promoted a level on July 20...**2015:** Spent his entire season at Class A Greenville, hitting .236 (43x182) with eight doubles and 30 RBI in 51 games...appeared only at third base, making 50 starts...**2014:** Combined to hit .273 (53x194) with 12 doubles and 15 RBI in 52 games between Greenville (3g) and the GCL Astros...played the majority of his season in the GCL before a promotion to Greenville for the final three contests of the year...**2013:** Spent his second straight year on the DSL Astros, appearing in 63 games and hitting .235 (52x221) with 19 RBI...**2012:** In his first professional season, at the age of 17, appeared in 59 games for the DSL Astros, posting a .213 (43x202) average with 16 RBI.

RANDY MIGUEL CESAR

Year	Team	AVG	G	AB	R	H	2B	3B	HR	RBI	BB	SO	SB	CS	OBP	SLG	SF	SH	HB	E
2012	DSL Astros (R)	.213	59	202	17	43	6	0	1	16	23	37	2	1	.307	.257	1	3	5	24
2013	DSL Astros (R)	.235	63	221	29	52	9	1	1	19	29	47	2	4	.331	.299	1	0	3	16
2014	GCL Astros (R)	.272	49	184	19	50	11	0	2	12	9	42	0	2	.306	.364	2	1	1	13
	Greenville (R)	.300	3	10	4	3	1	0	1	3	1	1	0	0	.364	.700	0	0	0	1
2015	Greenville (R)	.236	51	182	22	43	8	0	4	30	23	49	0	0	.327	.346	1	0	2	11
2016	Tri-City (A)	.389	30	108	21	42	7	1	1	15	14	30	0	0	.452	.500	2	2	0	4
	Quad Cities (A)	.205	36	146	14	30	2	1	3	14	6	47	0	0	.235	.295	1	1	0	9
2017	Quad Cities (A)	.302	27	106	16	32	8	0	3	22	11	29	0	0	.368	.462	0	0	0	5
	Buies Creek (A)	.295	83	308	35	91	15	0	4	35	22	79	4	1	.344	.383	4	0	3	13
MINOR LEAGUE TOTALS		.263	401	1467	177	386	67	3	20	166	138	361	8	8	.330	.354	12	7	14	96

CESAR CAREER TRANSACTIONS

- Signed by Houston as a non-drafted free agent on July 15, 2011.



GERRIT COLE

Born: 9/8/90 in Newport Beach, CA

Resides: Santa Ana, CA

Opening Day Age: 27

ML Service: 4.111

Contract Status: Signed through 2018

Acquired: From Pittsburgh in exchange for RHP Michael Feliz, OF Jason Martin, IF Colin Moran and RHP Joe Musgrove on Jan. 13, 2018.

45

RHP

YEAR	START	WINS	LOSS
R/R	6'4"	220	

TABLE OF CONTENTS

COLE

PLAYER DEVELOPMENT

2017 REVIEW

OPPONENTS

HISTORY AND RECORDS

SPRING TRAINING

MEDIA INFORMATION

MINUTE MAID PARK

CAREER HIGHLIGHTS

- Right-handed starter and the number one overall selection in the 2011 draft has pitched in five Major League seasons (2013-17) and owns a 59-42 record and a 3.50 ERA (304ER/782.1IP) in 127 starts.
- Shared the National League lead with 33 starts in 2017, while ranking third in innings pitched and 10th in strikeouts...was the Pirates Opening Day starter for the first time in his career...won eight straight road decisions between June 2 and Aug. 26 (nine starts) - the first Pirates starting pitcher to do so since Steve Blass in 1972.
- In an injury-shortened 2016 season, had a span of 60.0 innings pitched without allowing a home run from May 20-Aug. 19...that run included a start on July 27 vs. SEA, which ended as his only career complete game, a 93-pitch effort in a 10-1 win.
- Had a breakout 2015 season, his first full year in the Major Leagues, going 19-8 with a 2.60 ERA (60ER/208IP) en route to being named an NL All-Star, while finishing fourth in the NL Cy Young voting...started the Pirates Wild Card game in 2015, suffering a 4-0 loss to the Cubs and RHP Jake Arrieta.
- Debuted in June of 2013 and finished his rookie campaign 10-7 with a 3.22 ERA (42ER/117.1IP) in 19 starts...ranked sixth among NL rookies in ERA and wins, seventh in innings pitched and eighth in strikeouts...was named to the *Baseball America* National League Rookie Team...started Game 2 of the NLDS vs. STL and won a 7-1 decision (1ER/6IP) over Lance Lynn; also knocked in the game's first run with an RBI-single in the second inning.
- Promoted three levels from Class A to Triple A in his first professional season of 2012...pitched in the All-Star Futures Game in Kansas City on July 8.

2017: Set a career high in starts and shared the NL lead in that department...ranked third among National League pitchers in innings pitched; was one of seven pitchers with 200 or more innings pitched...also ranked 10th in strikeouts and seventh in fewest walks/per 9IP (2.44)...his strikeout total was the second-highest of his career and the fourth-highest total by a right-handed pitcher in team history...tied for second in the league in home runs allowed (31), one shy of the club record (32 by Murry Dickson in 1951)...went 9-7 with a 4.21 ERA in 18 starts on the road and 3-5 with a 4.31 ERA in 15 starts at home...was Pittsburgh's Opening Day starter for the first time in his career and suffered a 5-3 loss at Boston on April 2 (5ER/5IP)...was charged with two earned runs or less in seven straight starts from April 14-May 17 (1.96 REA, 10ER/46IP)...pitched 7.0 innings in three straight games from May 6-17...had 10 strikeouts (fifth career game with 10 or more) on July 19 vs. MIL...went 3-0 with a 2.25 ERA (8ER/32IP) in five starts during the month of July...pitched 8.0 innings (102 pitches) while winning his seventh straight road start on Aug. 10 at DET; the last Pittsburgh pitcher to win seven straight starts on the road

NOTES

- **First name is pronounced: GAIR-it.**
- **Is a 2008 graduate of Orange (CA) Lutheran High School, where he was a three-year varsity letterwinner...Was rated as the top high school prospect by Perfect Game Crosschecker and as the fourth-best high school player in the nation by *Baseball America* following his senior season...went 8-2 with a 0.46 ERA and 121 strikeouts in 75.2 innings as a senior; did not allow more than four hits in any of his 13 appearances (12 starts)...also hit .310 with seven home runs and 25 RBI with Orange Lutheran during his final season...drafted by the Yankees with the 28th overall selection in the first round of the 2008 draft, but did not sign.**
- **Opted to attend UCLA, where he went 21-20 with a 3.38 ERA, five complete games, 376 strikeouts and 322.1 innings pitched during his three-year career as a Bruin...left UCLA ranked second in career strikeouts, third in games started (49) and fifth in innings pitched...drafted first overall by the Pirates in 2011...signed by Pirates scout Rick Allen.**
- **Became a brother-in-law to Giants shortstop Brandon Crawford by marrying Brandon's sister Amy...has held Brandon to a .222 (4x18) average in their many matchups.**
- **Acquired by Houston in exchange for four players on Jan. 13, 2017...is signed to a one-year contract for the 2018 season...has one more year of arbitration before becoming a free agent following the 2019 season.**

was Don Robinson, who did so in 1982...connected off Luis Castillo for his third career home run in a 1-0 victory on Aug. 26 at CIN; marked the first time in team history that a Pittsburgh pitcher accounted for all the team's runs with a home run in a shutout victory...won eight straight road decisions between June 2 and Aug. 26 (nine starts) - the first Pittsburgh starting pitcher to do so since Steve Blass in 1972...had a career-high 12 sacrifice bunts, which was tied for second among NL leaders.

2016: Made only 21 starts during an injury-shortened season...doubled and hit his second career home run in his start on May 26 vs. ARI - the first Pittsburgh pitcher with a double and homer in the same game since Danny Darwin on May 29, 1996...posted a 2.68 ERA (11ER/37IP) in six starts during the month of May...left his start on June 10 vs. STL in the third inning due to right arm discomfort...was placed on the 15-day disabled list on June 14 (retro to June 11) with a strained right triceps muscle...was recalled from rehab and reinstated from the DL on July 16...threw 93 pitches while tossing his first career complete game in a 10-1 win vs. Seattle on July 27; the first Pittsburgh pitcher to throw a complete game with fewer than 100 pitches since Francisco Liriano on Aug. 14, 2013 at STL (94 pitches)...did not surrender a home run in 60.0 consecutive innings from the 7th inning on May 20 thru the 5th inning on Aug. 19...was placed on the 15-day DL on Aug. 29 (retro to Aug. 25) with posterior inflammation of his right elbow...was reinstated from the DL on Sept. 12 and started that night at PHL...was placed on the 60-day DL on Sept. 13 and missed the remainder of the season.

2015: Was named to his first National League All Star team; pitched a scoreless 3rd inning which included a strikeout of Mike Trout...finished fourth in the BBWAA voting for the NL Cy Young Award...did not commit an error in 47 total chances and was one of three finalists for the Rawlings Gold Glove Award for his position (Zack Greinke won)...tied for second in the league in wins, ranked fifth in ERA, seventh in innings pitched and 10th in strikeouts...joined A.J. Burnett (209 in 2013) as the only two right-handed pitchers in club history to strike out 200 or more batters in a season...his 19 wins were the most by a Pittsburgh pitcher since LHP John Smiley won 20 in 1991 and the most by a right-handed pitcher since Doug Drabek won 22 in 1990...set career highs in starts, wins, innings pitched and strikeouts in his first full season with the Pirates...was named National League Pitcher of the Month for the month of April after going 4-0 with a 1.76 ERA and 35 strikeouts in five starts...became the first Pittsburgh pitcher since Randy Tomlin (June 1992) to win the award...was charged with three runs or fewer in each of his first 14 starts...became the first Pittsburgh pitcher since Emil Yde in 1924-25 to win 30 games in his first 53 Major League starts or fewer (Yde went 30-12 in his first 50 career starts)...became MLB's first 10-game winner on June 13 in team game #61; the last Pirates pitcher to earn his 10th win of the season on June 13 or earlier was Bob Friend in 1956 (June 8) and the last Pittsburgh pitcher to earn his 10th win of the season in the team's 61st game (or earlier) was Vernon Law in 1960 (56th game)...became just the second Pittsburgh pitcher to win 13 games prior to the All-Star break; also Dock Ellis (14-3 in 1971)...became the first National League pitcher to win 13 or more games by the All-Star break since 2010, when Ubaldo Jimenez went 15-1 for Colorado and Adam Wainwright went 13-5 for St. Louis...became just the third Pittsburgh pitcher to lead the Major Leagues in wins (13) at the All-Star break (since the first All-Star Game was played in 1933); also Roy Face in 1959 (12-0 and tied for the lead) and Rip Sewell in 1943 (12-2)...had a 14-4 record and a 2.24 ERA after 20 starts, one of only three pitchers in Pirates history to have as many wins and as low an ERA over his first 20 starts of a season; the others were RHP Al Mamaux in 1915 (14-4, 1.78 ERA) and RHP Rip Sewell in 1943 (16-2, 2.22 ERA)...was the recipient of the Steve Blass Award, which is recognized by the local chapter of the BBWAA as the team's Most Outstanding Pitcher...started the NL Wild Card Game against the Cubs on Oct. 7 and suffered a 4-0 loss to Jake Arrieta.

2014: Ranked second on Pittsburgh's pitching staff in wins behind Edinson Volquez (13)...was placed on the 15-day disabled list on June 8 (retro to June 4) with right arm fatigue...was reinstated from the disabled list on June 28...was placed on the 15-day disabled list on July 8 (retro to July 5) with right lat soreness...was recalled from rehab and reinstated from the DL on Aug. 20...was optioned to Class A Bristol on Aug. 29...was recalled on Sept. 1...connected off Blake Parker for his first Major League home run while winning a 10-4 decision at Wrigley Field on Sept. 7...won each of his last four decisions and went 4-1 in six starts during the month of September...tied his career high with 12 strikeouts in his final start on Sept. 28 at CIN.

2013: Entered the season ranked by *Baseball America* as the Pirates top prospect and as having the "Best Fastball" and "Best Slider" in the system...also ranked by MLB.com as No. 9 in their list of the Top 100 prospects in baseball...began season with Triple A Indianapolis; did not allow a run in his final two Triple A starts and 19.0 innings overall...was selected to the Major League roster by Pittsburgh on June 11 and made his Major League debut that night against Tim Lincecum and the Giants at PNC Park...gave up two runs in 6.1 innings and was victorious in his debut; also had a two-run single in his first at bat, which was his first hit since high school...became one of four starting pitchers since 1920 to earn a win and have at least two RBI in his Major League debut; also George Caster with the Athletics in 1934, Jim Turner with the Braves in 1937 and Jason Jennings with the Rockies in 2001...also became just the third Pirates pitcher since 1900 to pitch at least six innings without allowing a walk in his big league debut, joining George Merritt, who did it on Sept. 6, 1901 and Len Gilmore on Oct. 1, 1944...won his first four starts; the first Pittsburgh pitcher since Nick Maddox in 1907 to do so...earned a win on July 23 at WSH; gave up two hits and one run in 5-1 victory that night while also going 2x3 with an RBI at the plate to become the first Pirates rookie starter to have two or more hits while holding his opponent to two or fewer hits since Hank Gornicki had two hits in a two-hit shutout against the Boston

Braves on Aug. 27, 1942...gave up three runs or fewer in each of his first eight career starts; the last Pirates pitcher to allow three runs or fewer in each of his first eight career starts was Whammy Douglas, who allowed no more than three runs in all eight of his starts in 1957...set a franchise record by pitching at least 5.0 innings and allowing no more than three earned runs in 10 consecutive starts to begin a career; the MLB record is 16 set by Gary Peters in 1963 with Boston and matched by Steve Rogers in 1973 with Montreal...went 4-0 with a 1.69 ERA in five starts during the month of September and was named the National League Rookie of the Month...went 6-4 with a 2.85 ERA in 12 starts after the All-Star break...struck out career-high 12 batters on Sept. 19 vs. SD; the most by a Pittsburgh rookie since Jose DeLeon whiffed 13 on Aug. 20, 1983 vs. CIN...ranked sixth among NL rookies in ERA and wins, seventh in innings pitched and eighth in strikeouts...was named to the *Baseball America* National League Rookie Team...started Game 2 of the NLDS vs. STL on Oct. 4 and won a 7-1 decision (1ER/6IP) over Lance Lynn; also knocked in the game's first run with an RBI-single in the second inning...according to the Elias Sports Bureau, only two other rookies have been credited with a victory and a game-winning RBI in a postseason game: Spec Shea did it for the Yankees against the Dodgers in Game 5 of the 1947 World Series and Paul (Daffy) Dean, brother of Dizzy, did it for the Cardinals against the Tigers in Game 6 of the 1934 Series...was the starter and loser against Adam Wainwright in Game 5 at STL on Oct. 9 (2ER/5IP).

MINOR LEAGUES:

2012: Began season ranked by *Baseball America* as Pittsburgh's No. 1 prospect and the 12th in all of minor league baseball...also tabbed by the same publication as having the "Best Fastball" and "Best Slider" among Pirates farmhands...went 9-7 with a 2.80 ERA in 26 combined starts at three different levels of the organization...ranked second in strikeouts (136) and fourth in ERA in the Pirates minor league system...attended Spring Training as a non-roster invitee and began his professional career with Class A Bradenton...allowed one run on four hits in 4.0 innings while striking out seven batters in a no-decision while making professional debut on April 9 at Palm Beach...won each of his final five decisions with the Marauders, going 5-0 with a 1.80 ERA (10ER/50IP) over nine starts from April 30 to June 14...was named to the Florida State League midseason All-Star team but did not participate in the contest after being promoted to Double A Altoona on June 20...ranked third in the Florida State League in strikeouts per 9.0 innings pitched (9.27), fourth in batting average against (.217), fifth in ERA and sixth in strikeouts at the time of his promotion...won his Double A debut on June 20 vs. New Britain after allowing two runs in 5.0 innings...was hit in the face by a line drive in his June 26 start at Harrisburg; stayed in the game and finished the inning but left due to his pitch count in the 1st inning...pitched in the All-Star Futures Game in Kansas City on July 8...won his Triple A debut on Sept. 1 vs. Toledo after allowing three runs in 6.0 innings and striking out seven batters...started and lost Game 2 of Indianapolis' first round playoff matchup against Charlotte (8ER/2IP).

PERSONAL:

Gerrit and his wife Amy reside in Santa Ana, Calif., during the offseason.

GERRIT ALAN COLE

Year	Team	W	L	ERA	G	GS	CG	SHO	SV	IP	H	R	ER	HR	HB	BB	SO	WP	BK	AVG
2012	Bradenton (A)	5	1	2.55	13	13	0	0	0	67.0	53	24	19	5	3	21	69	3	1	.217
	Altoona (AA)	3	6	2.90	12	12	0	0	0	59.0	54	28	19	2	2	23	60	3	1	.239
	Indianapolis (AAA)	1	0	4.50	1	1	0	0	0	6.0	6	3	3	0	0	1	7	0	0	.273
2013	Indianapolis (AAA)	5	3	2.91	12	12	0	0	0	68.0	44	23	22	4	4	28	47	4	1	.190
	PITTSBURGH	10	7	3.22	19	19	0	0	0	117.1	109	43	42	7	3	28	100	4	0	.253
2014	PITTSBURGH	11	5	3.65	22	22	0	0	0	138.0	127	58	56	11	9	40	138	9	1	.248
	Indianapolis (AAA)#	3	1	2.01	4	4	0	0	0	22.1	21	5	5	1	1	5	16	0	0	.247
2015	PITTSBURGH	19	8	2.60	32	32	0	0	0	208.0	183	71	60	11	10	44	202	7	0	.239
2016	PITTSBURGH	7	10	3.88	21	21	1	0	0	116.0	131	57	50	7	6	36	98	5	1	.289
	Indianapolis (AAA)#	0	0	0.00	2	2	0	0	0	8.0	4	0	0	0	1	0	12	0	0	.148
2017	PITTSBURGH	12	12	4.26	33	33	0	0	0	203.0	199	98	96	31	4	55	196	7	0	.254
MINOR LEAGUE TOTALS		17	11	2.66	44	44	0	0	0	230.1	182	83	68	12	11	78	211	10	3	.218
MAJOR LEAGUE TOTALS		59	42	3.50	127	127	1	0	0	782.1	749	327	304	67	32	203	734	32	2	.254

#Rehab Assignment

WILD CARD RECORD

Year	Team/Opponent	W	L	ERA	G	GS	CG	SHO	SV	IP	H	R	ER	HR	HB	BB	SO	WP	BK	AVG
2015	PIT/CHC	0	1	7.20	1	1	0	0	0	5.0	6	4	4	2	0	1	4	0	0	.300

DIVISION SERIES RECORD

Year	Team/Opponent	W	L	ERA	G	GS	CG	SHO	SV	IP	H	R	ER	HR	HB	BB	SO	WP	BK	AVG
2013	PIT/STL	1	1	2.45	2	2	0	0	0	11.0	5	3	3	2	0	2	10	0	0	.132

COLE CAREER TRANSACTIONS

- Selected by Pittsburgh in the first round (first overall) of the June 2011 draft.
- On Disabled List, June 8-28, 2014 (right shoulder fatigue).
- On Disabled List, July 9-Aug. 20, 2014 (right lat soreness).
- On Disabled List, June 14-July 16, 2016 (strained right triceps).
- On Disabled List, Aug. 29-Sept. 12, 2016 (right elbow inflammation)
- On Disabled List, Sept. 13-Nov. 4, 2016 (right elbow posterior inflammation)
- Acquired by Houston from Pittsburgh in exchange for RHP Michael Feliz, OF Jason Martin, IF Colin Moran and RHP Jose Musgrove on Jan. 13, 2018.

COLE CAREER HIGHS

Longest Winning Streak:	8 -- Sept. 7, 2014-April 29, 2015
Longest Losing Streak:	5 -- Aug. 7, 2016-April 3, 2017
Strikeouts:	12 (2x) -- last, Sept. 28, 2014 at Cincinnati
Walks:	4 (6x) -- last, Sept. 17, 2017 at Cincinnati
Innings (starter):	9 -- July 27, 2016 vs. Seattle
Innings (relief):	none
Low-Hit Game (CG):	3 -- July 27, 2016 vs. Seattle



CARLOS CORREA

Born: 9/22/94 in Ponce, PR

Opening Day Age: 23

Contract Status: Signed through 2018

Acquired: Selected in the first round (first overall) of the June 2012 draft.

Resides: Santa Isabel, PR

ML Service: 2.119

1		
IF		
YEAR	AVG	RBI
R/R	6'4	218

CAREER HIGHLIGHTS

- The 23-year-old shortstop is entering his fourth Major League season...the one-time AL All-Star and 2015 AL Rookie of the Year owns a .288 (399x1386) batting average with 66 homers, 83 doubles, 248 RBI and a .863 OPS (.366 OBP/.498 SLG) in 361 career games in the Majors.
- In 2017 he set a franchise record for home runs by a shortstop with 24, besting his own previous high of 22 set in 2015...became the first shortstop in Major League history to reach the 20-homer mark in each of his first three seasons...started in his first All-Star Game...was the first shortstop in club history to start in and All-Star Game and the sixth-youngest shortstop in Major League history to start in the game.
- Set career highs in batting average (.315), on-base percentage (.391), slugging percentage (.550) and OPS (.941)...was named the 2017 AL Player of the Month in May...also earned AL Player of the Week for the week of Sept. 25-Oct. 1st.
- Belted five home runs during the 2017 postseason...became the first player in Major League history to hit seven career postseason homers prior to turning 24 years old...his 14 RBI during the 2017 postseason matched a club record...his 10 extra-base hits in the postseason tied the record for a shortstop in a single postseason (Rich Aurilia in 2002).
- Has posted 16.3 wins above replacement over his first three Major League seasons (6.3 in 2017; 5.9 in 2016; 4.1 in 2015)...the only MLB shortstops to post more WAR through their age-22 seasons: Alex Rodriguez (22.9 from 1994-98) and Hall of Famers Rogers Hornsby (19.8 from 1915-18) and Arky Vaughan (17.4 from 1932-34).
- Is the franchise leader in home runs by a shortstop, with 66...surpassed Adam Everett who totaled 35 as a shortstop with the Astros.
- Had a historic 2015 rookie campaign in which he played the entire season as the youngest position player in the Major Leagues, while hitting third for the playoff-bound Astros...was named the 2015 Jackie Robinson AL Rookie of the Year and also earned the MLBPA Players Choice Award for the AL Most Outstanding Rookie.
- Carried his strong rookie season into the 2015 playoffs in which he hit .292 (7x24) with two home runs and four RBI...set and tied several Major League playoff records, including setting the record for total bases in a playoff game by a shortstop by collecting 11 total bases in Game 4 of the ALDS (ESPN Stats & Info)...also, per Elias, became the third player in MLB history age-21 or younger to hit in the third spot in the order in a playoff

NOTES

- Played amateur baseball at the Puerto Rico Baseball Academy in Gurabo, P.R., and was named a Rawlings First Team All-American in 2012, his final year at the academy.
- Drafted by Houston with the first overall selection in the June 2012 draft...signed by Astros scouts Larry Pardo and Joey Sola.
- Became the highest-drafted player ever out of Puerto Rico, a label that was previously held by catcher Ramon Castro, who was picked 17th overall by Houston in 1994.
- Made his first career All-Star team in 2017... became the first shortstop in club history to start an All-Star Game.
- In 2015, became the second player in franchise history to win the Rookie of the Year, joining Jeff Bagwell, who won the NL award in 1991...he also became the sixth Puerto Rican to win the Rookie of the Year, joining Orlando Cepeda (1958), Benito Santiago (1987), Sandy Alomar (1990), Carlos Beltran (1999), Geovany Soto (2008).
- At 6-foot-4, is considered an extremely tall shortstop...his 360 games played at shortstop are the second-most by a SS listed as 6'4" or taller in Major League history...Cal Ripken Jr. (6'4") holds the top spot at 3,001g.
- IN THE COMMUNITY:** Has a partnership with the Houston Children's Charity "A Better Night Sleep" program for the "Restless For The Cause" initiative...the program provides mattresses, foundations, bed frames, sheets, pillows and blankets to children in need in the Houston Area.
- Added to the Astros 40-man roster in June of 2015...is currently signed to a one-year contract for the 2018 season...is under Astros club control through 2021.

- game, joining Joe DiMaggio (1936 World Series) and Mickey Mantle (1952 World Series).
- Was a 2014 California League Midseason All-Star despite sustaining a season-ending ankle injury in June.
- Played the entire 2013 season as the second-youngest player in the Class A Midwest League, yet was named a Midseason and Postseason All-Star...led all Midwest League shortstops in fielding percentage...offensively, led the league in OPS (.872) while finishing second in on-base percentage (.405) and third in batting average (.320).
- Entered the 2015 season ranked as the No. 3 prospect in all of baseball by MLB.com, Baseball Prospectus and ESPN.com...entering the 2013 and 2014 seasons was ranked by *Baseball America* as the No. 1 prospect, 'Best Defensive Infielder' and 'Best Infield Arm' in the Astros system...rated by the publication as the Astros 'Best Hitter for Average' prior to 2014...named the 'Best Defensive Shortstop', 'Best Infield Arm' and 'Most Exciting Player' in the California League in 2014 by *BA*...rated as the Astros organization's "Best Power Hitter" prior to 2013...ranked as the Gulf Coast League's No. 2 prospect in 2012...was a *Baseball America* top 100 prospect in 2014 (No. 7) and 2013 (No. 13).

2017: the American League's starting shortstop in the 2017 All-Star Game had an excellent third season in the Majors despite being sidelined for 42 games with a torn ligament in his left thumb that required surgery...set a franchise record for home runs by a shortstop with 24, besting the previous club record of 22 he set during his 2015 rookie season...became the first shortstop in Major League history to reach the 20-homer mark in each of his first three seasons...set career highs in batting average, on-base percentage (.391), slugging percentage (.550) and OPS (.941)...led all American League shortstops in batting average, on-base percentage, slugging percentage and OPS...posted the highest OPS by a Major League shortstop since Hanley Ramirez (.954) in 2009...became the first shortstop in club history to start the All-Star Game...became the sixth-youngest shortstop in MLB history to start the All-Star Game, and the youngest since Alex Rodriguez in 1997...has 66 homers through his first three Major League seasons...that ranks second all-time by a shortstop, behind only Nomar Garciaparra (69 from 1996-98)...his .366 career on-base percentage is the highest by an AL shortstop through his first three seasons since Derek Jeter posted a .368 mark from 1995-97...was one of the top hitters in the Majors against left-handed pitching...hit .391 (36x92) against lefties, which ranked fourth in MLB (min. 100PA)...his 1.066 OPS vs. lefties ranked second in the AL (min. 100PA) behind Justin Upton (1.155)...became the first AL shortstop since Alex Rodriguez in 2007 (30HR) to hit 20 homers before the All-Star Break...batted .325 (103x317) with 18 doubles, 20 HR and 65 RBI in the first half this season...made his second career Opening Day roster and start this season...was placed on the 10-day DL with a torn ligament in his left thumb on July 18...activated from the DL on Sept. 3...originally aggravated the thumb on July 4 at ATL after sliding into home plate...left that game in the 4th inning and was considered day-to-day...suffered the injury that put him on the DL officially on July 17 vs. SEA...homered on Opening Day on April 3 vs. SEA, hitting a 449-foot homer off RHP Felix Hernandez...became the first Astros player to homer on Opening Day in consecutive seasons since Richard Hidalgo did so from 1999-2000...became the fourth Major League player to homer on Opening Day in each of the last two seasons, joining Bryce Harper (3 straight), Freddy Galvis and Scooter Gennett...hit by a pitch on the hand on April 15 at OAK, missing three games (April 17-19)...doubled in three straight games from April 26-28, tying the longest doubles streak of his career...hit just .233 (20x86) with two homers and eight RBI in 22 games in April...turned his season around in May and was named the AL Player of the Month for May...hit .386 (39x101) with eight doubles, seven homers, 26 RBI and a 1.130 OPS (.368 OBP/.673 SLG) in 26 games in May...led the AL in batting average and RBI, while ranking third in OBP, fifth in hits and OPS and tied for sixth in slugging...had multiple hits in 14 of his 26 games...his seven homers marked his most in any month in his career...was his first-career Player of the Month award...on May 3 vs. TEX, went 4x5 with a homer and a double...tied his single-game career high for hits, falling a triple shy of the cycle...drove in the game-winning run in the 10th inning on May 6 at LAA...was his seventh-career game-winning RBI in extra innings...teamed up with Carlos Beltrán with back-to-back homers on May 9 vs. ATL...per Elias, it marked the first time in Astros history that a player aged 22 or younger and another player over the age of 40 both homered in the same game...the last pair of any teammates to do this was on Sept. 15, 2015, when Greg Bird and Alex Rodriguez did so for the Yankees...recorded an RBI in a career-long, six consecutive games from May 9-14...recorded five straight multi-hit games from May 25-29...marked a career-long streak, and tied him for the second-longest streak by an Astros shortstop in club history (most recently accomplished by Marwin Gonzalez in 2012)...per Elias, became the second player in club history to record 300 hits and 50 homers within his first 300 Major League games, joining Lance Berkman...posted another six-game RBI streak, this time from May 29-June 4...posted a 10-game hitting streak within that span from May 25-June 4...recorded his fourth-career multi-homer game on May 29 vs. OAK...had a career-long 15-game hitting streak from June 20-July 7...was the longest streak by an Astro since Hunter Pence had a 23-game streak in 2011...ended the first half of play with a 4x5, two-homer game on July 9 at TOR...was his fifth career multi-homer game...was second in the AL in WAR (4.9) and fourth in OPS (.979) in the first half...posted a career-long, 27-game on-base streak from June 10-July 15...was the second-longest on-base streak by an Astros shortstop in club history behind a 29-game run set by Dickie Thon in 1983...played in six injury rehab games in the minor leagues (Aug 24-Sept. 1), batting .292 (7x24) with one double and five RBI...played in four games at Triple A Fresno and two games at Double A Corpus Christi...hit .133 (4x30) over first seven games back from DL from Sept. 3-9...hit .373 (25x67) with seven doubles, four homers, 16 RBI and a 1.097 OPS over his final 18 games of the year...named the AL Player of the Week for the week of Sept. 25-Oct. 1...was his third career weekly award...hit .520 (13x25) with four doubles, three homers, 10 RBI, eight runs scored and a 1.611 OPS (.571 OBP/1.040 SLG)

in six games...led the AL in batting average, hits, runs and RBI during the week, while ranking second in OPS, tied for second in doubles and tied for third in home runs...from Sept. 26-28, became the first player in Astros history to record three straight games with at least three hits and three RBI, per the Elias Sports Bureau...also also became the fifth Major League shortstop since 1913 to record at least three hits and three RBI in three consecutive games, joining Hanley Ramirez (2010), Cal Ripken Jr. (1995), Al Dark (1956) and Glenn Wright (1928)...went 3x5 with two doubles and three RBI on Sept. 26 at TEX...then went 4x5 with two homers, one double and four RBI on Sept. 27 at TEX, his second-career game with four hits and four RBI...then went 4x4 with a double, a homer and three RBI on Sept. 28 at BOS...hit .288 (21x73) with five doubles, five homers, 14 RBI and an .886 OPS in 18 postseason starts at shortstop...tied the franchise record for RBI in a single postseason with Jose Altuve (2017), Carlos Beltrán (2004) and Lance Berkman (2005)...became the first player in MLB history to hit seven career postseason homers prior to turning 24 years old...tied Rich Aurilia (2002) for the Major League record for extra-base hits (10) in a single postseason by a shortstop...homered in consecutive games in the ALDS, going 2x4 with four RBI in Game 2 and 1x5 with two RBI in Game 3...homered and hit a walkoff RBI-double off LHP Aroldis Chapman in the 9th inning of Game 2 of the ALCS vs. NYY...became the fourth-youngest player ever to hit a homer in an ALCS game, behind Derek Jeter (1996), Francisco Lindor (2016) and Evan Longoria (2008)...combined to hit back-to-back homers with Jose Altuve in the 10th inning of Game 2 of the World Series, marking the first set of back-to-back homers in extra innings in World Series history...at 23 years, 33 days, became the eighth-youngest player in Major League history to have three hits and a homer in a World Series game, and the youngest since Andruw Jones did so in Game 1 of the 1996 World Series for the Braves...became the sixth shortstop in MLB history to have three hits and a homer in a World Series game, joining Alan Trammell (1984), Robin Yount (1982), Bert Campaneris (1973), Phil Linz (1964) and Tommy Thevenow (1926).

2016: Had a phenomenal sophomore campaign, in what was his first full season in the Majors...recorded his second consecutive 20+ home run season...finished the season with 41 career homers as a shortstop, which became the most in franchise history at the position...joined Mike Trout as the only players since 2007 to record 96 RBI in a season prior to their age-22 campaign...batted clean-up in 91 games...marked the most by an AL shortstop since Nomar Garciaparra batted fourth in 114 games in 2000...marked the most by an Astros shortstop in franchise history...tallied four walkoff hits, which led the Majors...his four walkoffs came on May 24 vs. BAL (single off Dylan Bundy), June 4 vs. OAK (single off Ryan Madson), June 21 vs. LAA (double off Huston Street) and Aug. 1 vs. TOR (double off Scott Feldman)...tied a franchise record, accomplished three other times in a season: Phil Garner in 1984, Nellie Fox in 1964 and Bob Aspromonte in 1963...Correa also had a walkoff via error on July 11...recorded 75 walks, which were the most walks by a Major League shortstop in a single season since Marco Scutaro walked 90 times in 2009...led AL shortstops in walks (75), doubles (36), RBI (93) and OPS (.804)...ranked second in OBP (.360), third in slugging (.444) and tied for fourth in homers (19)...he and second baseman Jose Altuve each had 96 RBI, becoming the first AL middle infield combo to reach 95 or more RBI in the same season since 1950, when Red Sox SS Bobby Doerr (120) and 2B Vern Stephens (144) turned the trick...93 of his 96 RBI came as a shortstop, which set a single-season club record (previously Miguel Tejada, 86 in 2009)...had 21 RBI vs. the Angels, which ranked tied for third against Los Angeles (AL) in a single season all-time...trailed only Sal Bando (22 in 1969) and Jim Gentile (25 in 1961)...made his first appearance on an Opening Day roster...spent the full season on the active roster...missed three games from June 10-12, after sustaining a sprained left ankle on June 9...missed four games from Sept. 7-10 with inflammation in his left shoulder...made his first Opening Day start on April 5 at NYY...at 21 years, 195 days, became the youngest player in club history to make an Opening Day start since Cesar Cedeno (21.050) in 1972...also became the youngest shortstop in club history to make an Opening Day start...previously Sonny Jackson (21.277) in 1966...went 1x4 with a solo HR, two RBI and two steals on Opening Day...became the youngest Astros player to homer on Opening Day at 21 years, 196 days old...Terry Puhl (21.272) previously held that distinction on April 6, 1978 at CIN...marked his 23rd career HR in what was his 100th career game...23 HR are the most HR by a shortstop through their first 100 in MLB history, surpassing Nomar Garciaparra (16)...set a career high with four hits on April 6 at NYY...hit his second and third homers of the season, which was also his third career multi-HR game...became the youngest visiting player with two HR in a game in New York vs. the Yankees since Manny Ramirez in 1993 (ESPN Stats and Info)...became the first Astros player to hit three HRs in the team's first two games in a season...snapped an 0x15 slump with a bases-loaded walkoff, RBI-single in the 13th inning on May 24 vs. BAL...was his second career walkoff hit...had a 12-game hitting streak vs. the Angels which spanned from June 23, 2015-May 27, 2016...at the time, tied as the longest active streak against LAA, along with Chase Utley...batted .375 (18x48) in that span...hit a three-run, two-out, 13th-inning home run on May 29 at LAA in the pinch to give the Astros their series victory over the Angels...marked his first career pinch-hit plate appearance...recorded a walk in a career-long five straight games from April 27-May 5...tallied eight walks in that span...recorded his 100th career RBI on June 5 vs. OAK...reached 100 RBI in his career (156g) faster than any other player in franchise history...Hunter Pence held the previous record at 158 games...named the AL Player of the Week on June 27, becoming the youngest player in club history to win a weekly award (21, previously SS Andujar Cedeno, 22 years, Sept. 2-8, 1991)...marked his first career weekly award...during the week, led the AL in doubles (4) and extra-base hits (7), while tying for the AL lead in HR (3) and RBI (9)...hit .333 (8x24) with a 1.282 OPS (.407 OBP/.875 SLG)...homered in both games of a doubleheader on Aug. 11 at MIN, going 4x8 with a double, four runs scored, one walk and four total RBI...became the second Astros player at 21 years old to homer in both games of a doubleheader, joining Rusty Staub, who did so on Sept. 19, 1965 at MON...also homered on Aug. 9, giving him a career-long

three consecutive games with a homer...became the fourth shortstop in club history to homer in three straight games; also Jed Lowrie (2012), Andujar Cedeno (1994, 1993) and Craig Reynolds (1981)...was named AL Player of the Week for the week of Aug. 8-14...marked his second weekly award of the season (also 6/20-26), and fifth by an Astros player in 2016...during the week, he hit safely in all seven of his games at a .429 (12x28) clip with six runs, three doubles, three HR, 12 RBI and a 1.324 OPS (.467 OBP/.857 SLG)...had a career-long 13-game hitting streak from Aug. 24-Sept. 11...tied the longest by an Astro in 2016 (Gonzalez, 7/15-8/3).

2015: A June call-up, Correa played the entire season as the youngest position player in the Major Leagues, yet hit third for the Astros en route to being named the Jackie Robinson AL Rookie of the Year...also earned the MLBPA Players Choice Award for the AL Most Outstanding Rookie and was named the *Sporting News* AL Rookie of the Year...the 21-year-old set a franchise rookie record for homers in a season (previously Lance Berkman with 21 in 2000), in addition to hitting the most homers by a shortstop in club history for a single season (previously Dickie Thon with 20 in 1983)...despite being the youngest position player in the Majors and playing in just 99 games, led all Major League shortstops in homers, OPS (.857) and slugging (.512), while ranking fourth in on-base percentage (.345)...led all AL rookies in HR, SLG and OPS, while ranking second in RBI and OBP, and third in batting average (min. 400PA)...among Astros rookies all-time, ranked fourth in OPS and fifth in RBI, which were both the highest totals by an Astros rookie since Hunter Pence in 2007 (.899 OPS/69RBI)...stole 14 bases, going 14-for-18 (77.8%) in attempts...14 steals rank seventh all-time in club history by a rookie, and mark the most by a Houston rookie since Willy Taveras swiped 34 bags in 2005...was named the AL June Rookie of the Month...according to the Elias Sports Bureau, his 18 home runs were the second-most by a shortstop prior to his 21st birthday in MLB history, behind only Alex Rodriguez (26)...became the only shortstop in the last 100 years to record 22 homers within his first 100 games in the Major Leagues...the previous record was held by Nomar Garciaparra (16 HR in first 100 games)...joined Garciaparra (30HR/225B) as the only shortstops in Major League history to reach 22 homers and 14 steals in their rookie season...per Baseball Reference, his 4.1 wins above replacement ranked as the second-highest total by a shortstop prior to his age-21 season, trailing only Alex Rodriguez and his 9.4 mark set in 1996, his age-20 season...became one of 19 Major Leaguers all-time to record 22 homers prior to his age-21 season...prior to Correa, the only players to do this since 1990: Bryce Harper, Mike Trout, Giancarlo Stanton, Adrian Beltre, Andrew Jones, Alex Rodriguez and Ken Griffey Jr...from the date of his Major League debut (June 8) through the end of the season, led the Astros in homers, RBI, extra-base hits (45), go-ahead RBI (20), game-winning RBI (8) and slugging percentage, while ranking second in hits (108) and tied for second in steals (14)...hit .359 (51x142) with 11 homers and a 1.097 OPS (.435 OBP/.662 SLG) with two outs...ranked second in the AL in both batting average and OPS with two outs, trailing Lorenzo Cain (.372) in average and Mike Trout in OPS (1.153)...hit .395 (15x38) with four homers, 19 RBI and a 1.240 OPS in 44 plate appearances with runners in scoring position and two outs...began his season at Double A Corpus Christi...was promoted to Triple A Fresno on May 11, and was selected to the Major League roster on June 8...missed four games with left hamstring soreness from Aug. 26-30...made his Major League debut on June 8 at CWS, going 1x4 with an RBI-single off LHP Chris Sale...at 20 years, 259 days, became the youngest player in club history to make a start at shortstop, edging out Alex Taveras, who was 20 years and 341 days old on Sept. 14, 1976...became the youngest Astros position player to make his MLB debut since Derrel Thomas on Sept. 14, 1971 (20 years, 243 days)...became the third player in club history to reach base safely in each of his first 10 Major League games, joining Kiké Hernandez (2014) and Jimmy Wynn (1963)...per Elias, became the third player in club history with three consecutive multi-hit games within the first 10 days of his Major League debut: also Ken Caminiti (1987) and Orlando Miller (1994)...on June 18 at COL, stole three bases, becoming the third-youngest player in the modern era to swipe three bags in a game (20 years, 269 days) (Elias Sports Bureau)...Rickey Henderson (Aug. 23, 1979, 20.241) and Ty Cobb (Sept. 2, 1907, 20.258) were the only two to do it at a younger age...was named the AL Rookie of the Month for June, becoming the sixth player in club history to win a Rookie of the Month award...led all AL rookies in OPS (.852), slugging (.543), RBI (15) and doubles (9) while ranking tied for first in homers (5) and third in average (.287) during the month...in Houston's 12-8, 10th-inning victory over the Red Sox on July 3 at Fenway Park, hit a go-ahead solo homer in the 8th inning and a game-winning, RBI-single in the 10th...per Elias, became the first player age 20 or younger to record a game-winning RBI in an extra-innings win since Manny Machado on May 10, 2013...the only other Houston player to do this was Cesar Cedeno in both 1970 and 1971 at the age of 19 and 20...tallied his 50th base hit on July 28 vs. LAA following a 3x4 performance...per Elias, became the fourth player since 1950 to accumulate 50 hits within his first 42 games in the Majors before turning 21, joining Rennie Stennett (1971) and Hall of Famers Roberto Clemente (1955) and Orlando Cepeda (1958)...recorded his 15th homer on Aug. 19 vs. TB in what was his 62nd game...per Elias, there have been only two players in Major League history to hit at least 15 homers before turning 21 in fewer games than Correa did: Willie Mays (55th game, in 1951) and Frank Robinson (58th game, in 1956)...on Aug. 14 vs. DET, drew three walks...at 20 years, 326 days, became the youngest Houston player to record three walks in a game since Joe Morgan (20 years, 10 days) did so on Sept. 29, 1963 vs. NYM...knocked his first-career walk-off hit on Aug. 19 vs. TB...was an RBI-single in the 13th inning...went 3x4 with a triple, homer, single, walk, stolen base, four RBI and four runs scored on Oct. 2 at ARI...the only player younger than Correa (21 years, 10 days) to record a homer, triple, Class AA walk in a single game since 1914 was Ted Williams (twice in 1939)...his four RBI on Oct. 2 at ARI tied his career high (accomplished three times), while his four runs set a single-game career high...became the youngest player in club history to record four RBI and four runs in the same game, and the youngest Major Leaguer to do so since Miguel Cabrera on July 1, 2003...started

at shortstop in all six of Houston's postseason games...made his first career postseason appearance in the Wild Card Game at NYY...at 21 years, 14 days, became the youngest player in club history to appear in a playoff game...previously Richard Hidalgo (22 years, 94 days) in Game 1 of the 1997 NLDS at ATL...became the third-youngest player to start a playoff game at shortstop in MLB history, behind Miguel Cabrera (2003 NLCS) and Travis Jackson (1924 World Series)...recorded his first career postseason hit in Game 1 of the ALDS...at 21 years, 15 days old, became the youngest player in club history to record a hit in the playoffs...the record was previously held by Richard Hidalgo, who went 1x4 at 23 years, 98 days old in Game 4 of the 1998 NLDS at SD...went 4x4 with two homers, a double and four total RBI in Game 4 of the ALDS vs. KC...became the second player in Astros franchise history to hit multiple homers in a postseason game, joining Carlos Beltran (Game 5 of the 2004 NLDS at ATL)...became the second-youngest player in Major League history (21 years, 20 days) to hit multiple homers in a postseason game, behind only Andruw Jones (19 years, 180 days), who hit two homers in Game 1 of the 1996 World Series at NYY...per ESPN Stats & Info, his 11 total bases in Game 4 of the ALDS marked the most by a shortstop in a single postseason game in MLB history...Derek Jeter held the previous record with 10 total bases in Game 1 of the 2006 ALDS vs. DET...per the Elias Sports Bureau, became the youngest player to record at least four hits and four RBI in a postseason game...the only other player to do this before his 25th birthday was Goose Goslin (23), who did so in Game 4 of the 1924 World Series for the Senators...per Elias, became the third player in MLB history age 21 or younger to hit in the third spot in the order in a playoff game, joining Joe DiMaggio (1936 World Series) and Mickey Mantle (1952 World Series).

MINOR LEAGUES:

2014: Began the season ranked by Baseball America as the No. 1 prospect, 'Best Defensive Infielder', 'Best Infield Arm' and 'Best Hitter for Average' in Houston's system, as well as the No. 7 prospect overall in baseball... had a standout season at Class A Advanced Lancaster as a 19-year-old before sustaining a season-ending ankle injury (fractured right fibula) in June...was named a California League Midseason All-Star, hitting .325 (81x249) with 16 doubles, six triples, six homers, 57 RBI, 20 steals and a .926 OPS (.416 OBP/.510 SLG)...prior to his injury, was leading all California League shortstops with a .969 fielding percentage...named an MiLB.com Organization All-Star...had just five plate appearances against younger pitchers, spending the vast majority of the season facing older competition (288 plate appearances)...named Lancaster's Player of the Month for May (.330, 38x115, 8 2B, 1 3B, 3 HR, 31 RBI, 9 SB)...received his first career invite to Major League Spring Training on Jan. 14...played in 16 Major League games, hitting .200 (6x30) with two doubles, two homers and three RBI...**2013:** Played the entire regular season with Class A Quad Cities and helped lead the club to the Midwest League Championship title...posted a .320 (144x450) average with 33 doubles, nine home runs, 86 RBI and a .405 on-base percentage...led all Midwest League shortstops in fielding percentage while playing the entire season as the second-youngest player in the league...offensively, led the league in OPS (.872) while finishing second in on-base percentage (.405) and third in batting average (.320)...was named a Midwest League Midseason and Postseason All-Star...named to the 2013 SiriusXM All-Star Future's Game at the Mets Citi Field... earned Quad Cities Player of the Month in May (.349, 30x86, 6 2B, 18 RBI) and in June (.370, 37x100, 6 2B, 2HR, 15 RBI)...played alongside the Astros No. 1 selection from the 2013 draft RHP Mark Appel...this marked the first time in minor league history that two consecutive No. 1 draft picks occupied the same minor league roster... entered the season ranked by Baseball America as the No. 1 prospect, 'Best Power Hitter', 'Best Defensive Infielder' and 'Best Infield Arm' in the Astros system...tabbed by MLB.com as the No. 30 prospect overall and No. 5 shortstop prospect in baseball...ranked by ESPN.com as the No. 24 prospect in baseball...was in minor league camp, but joined the Astros Major League club for four games in Spring Training and hit .455 (5x11) with three RBI in those games...**2012:** Drafted first overall by the Astros out of the Puerto Rican Baseball Academy in Gurabo, P.R...the draft was held on June 5, and Correa signed two days later on June 7...reported to the GCL Astros, where he would make his professional debut on June 18 vs. the GCL Cardinals and went 1x5 with a walk and a stolen base...would go on to play 39 games, hitting .232 (36x155) with 11 doubles, two home runs and nine RBI...started 36 games at shortstop, committing 11 errors...hit .324 (11x34) vs. LHP...named the GCL Astros Defensive Player of the Month in July...promoted to Rookie Level Greeneville on Aug. 11 and hit .371 (13x35) with three doubles, one triple, one homer and three RBI in 11 games, all starts at shortstop...following the season, was named by Baseball America as the 'Best Power Hitter' among the Astros 2012 draft class and shared 'Best Defensive Player' honors with OF Andrew Aplin...also rated by BA as the No. 2 prospect in the GCL, trailing only OF Byron Buxton.

CARLOS JAVIER CORREA

Year	Team	AVG	G	AB	R	H	2B	3B	HR	RBI	BB	SO	SB	CS	OBP	SLG	SF	SH	HB	E
2012	GCL Astros (R)	.232	39	155	23	36	11	1	2	9	7	36	5	1	.270	.355	0	0	1	11
	Greenville (R)	.371	11	35	5	13	3	1	1	3	5	8	1	0	.450	.600	0	1	0	1
2013	Quad Cities (A)	.320	117	450	73	144	33	3	9	86	58	83	10	10	.405	.467	2	1	8	15
2014	Lancaster (A)	.325	62	249	50	81	16	6	6	57	36	45	20	4	.416	.510	3	0	5	10
2015	Corpus Christi (AA)	.385	29	117	25	45	15	2	7	32	15	25	15	0	.459	.726	0	0	1	1
	Fresno (AAA)	.276	24	98	19	27	6	1	3	12	12	14	3	1	.345	.449	3	0	0	5
	HOUSTON	.279	99	387	52	108	22	1	22	68	40	78	14	4	.345	.512	4	0	1	13
2016	HOUSTON	.274	153	577	76	158	36	3	20	96	75	139	13	3	.361	.551	4	0	5	14
2017	HOUSTON	.315	109	422	82	133	25	1	24	84	53	92	2	1	.391	.550	4	0	2	9
	Fresno (AAA)#	.286	4	14	1	4	0	0	0	4	1	4	0	0	.313	.286	1	0	0	0
	Corpus Christi (AA)#	.300	2	10	2	3	1	0	0	1	0	1	0	0	.300	.400	0	0	0	1
MINOR LEAGUE TOTALS		.313	288	1128	198	353	85	14	28	204	134	216	54	16	.390	.488	9	2	15	44
MAJOR LEAGUE TOTALS		.288	361	1386	210	399	83	5	66	248	168	309	29	8	.366	.498	11	0	8	36

#Rehab assignment

WILD CARD GAME RECORD

Year	Team/Opponent	AVG	G	AB	R	H	2B	3B	HR	RBI	BB	SO	SB	CS	OBP	SLG	SF	SH	HB	E
2015	HOU/NYY	.000	1	4	0	0	0	0	0	0	0	1	0	0	.000	.000	0	0	0	0

DIVISION SERIES RECORD

Year	Team/Opponent	AVG	G	AB	R	H	2B	3B	HR	RBI	BB	SO	SB	CS	OBP	SLG	SF	SH	HB	E
2015	HOU/KC	.350	5	20	2	7	1	0	2	4	0	5	0	0	.381	.700	0	0	1	1
2017	HOU/BOS	.235	4	17	3	4	1	0	2	6	2	4	0	0	.316	.647	0	0	0	1
TOTALS		.297	9	37	5	11	2	0	4	10	2	9	0	0	.350	.676	0	0	1	2

CHAMPIONSHIP SERIES RECORD

Year	Team	AVG	G	AB	R	H	2B	3B	HR	RBI	BB	SO	SB	CS	OBP	SLG	SF	SH	HB	E
2017	HOU/NYY	.333	7	27	4	9	3	0	1	3	1	5	0	0	.357	.556	0	0	0	0

WORLD SERIES RECORD

Year	Team	AVG	G	AB	R	H	2B	3B	HR	RBI	BB	SO	SB	CS	OBP	SLG	SF	SH	HB	E
2017	HOU/LAD	.276	7	29	3	8	1	0	2	5	1	4	0	0	.300	.517	0	0	0	0

CORREA CAREER TRANSACTIONS

- Selected by Houston in the first round (first overall) of the June 2012 draft.
- On Disabled List, July 18-Sept. 3 2017 (torn ligament in left thumb).

CORREA GAME HIGHS

Hits: 4 (6x) -- last, Sept. 28, 2017 at Boston
Home Runs: 2 (6x) -- last, Sept. 27, 2017 at Texas
RBI: 5 -- July 9, 2017 at Toronto
Stolen Bases: 3 -- June 18, 2015 at Colorado
Longest Hitting Streak: 15 -- June 20-July 7, 2017
Career Grand Slams: none

LEADOFF HR

No.	Date	Opp.	Pitcher
none			

PINCH-HIT HR

No.	Date	Opp.	Pitcher
1	5/29/16	@LAA	Morin

WALK-OFF HR

No.	Date	Opp.	Pitcher
none			

CORREA CAREER FIELDING

YEAR	POSITION	PCT.	G	PO	A	E	TC	DP
2017	Shortstop	.978	108	127	282	9	418	62
TOTALS	Shortstop	.975	360	441	973	36	1450	184



J.D. DAVIS

Born: 4/27/93 in Elk Grove, CA

Resides: Elk Grove, CA

Opening Day Age: 24

ML Service: 0.058

Contract Status: Signed through 2018

Acquired: Selected in the third round of the June 2014 draft.

28

IF

YEAR	AVG	RBI
R/R	6'3"	235

TABLE OF CONTENTS

DAVIS

PLAYER DEVELOPMENT

2017 REVIEW

OPPONENTS

HISTORY AND RECORDS

SPRING TRAINING

MEDIA INFORMATION

MINUTE MAID PARK

CAREER HIGHLIGHTS

- Slugging third baseman was the Astros third round pick in the 2014 draft...made his Major League debut in 2017...batted .226 (14x62) with four homers, four doubles, seven RBI and a .763 OPS (.322 OBP/.484 SLG) in 25 games...also made two relief pitching appearances during his inaugural campaign...allowed only one hit and fanned three batters over 1.2 scoreless innings...became the second player in club history to make multiple pitching appearances in a season, joining Tim Bogar (2000).
- Belted 23 home runs across two minor league levels in 2017...was named the Double A Corpus Christi Player of the Year after batting .279 (98x351) with 21 homers and 60 RBI in 87 games with the club...was named a Texas Midseason and Postseason All-Star...earned MiLB.com Texas League Player of the Month honors for June...batted .295 (18x61) with five homers and 18 RBI in 16 games with Triple A Fresno.
- Had a stellar 2016 season, jam packed with hardware...batted .268 (130x539) with an .818 OPS (.334 OBP/.485 SLG), 34 doubles, 23 homers and 81 RBI, all with the Corpus Christi Hooks...won Texas League Player of the Week four times, was named a Midseason All-Star and earned MiLB.com Texas League Player of the Month honors for May.
- Finished his 2015 season with 101 RBI, which ranked third among Astros prospects and sixth in all of minor league baseball...trailed only A.J. Reed (127) and Matt Duffy (104) in RBI in the Astros organization.
- Was named a 2014 and 2016 MiLB.com Organizational All-Star...in 2014, batted .293 (78x266) with 16 doubles, 13 home runs and 52 RBI across two levels of Class A ball in what was his first professional season.
- Entered the 2017 season ranked as the Astros No. 9 prospect according to MLB.com...was named the Astros No. 15 prospect entering 2015, and No. 15 prospect entering 2016 per *Baseball America*.

2017: the 24-year-old and Double A Corpus Christi 2017 Player of the Year made his Major League debut, playing in 24 total games (14 starts at 3B) with the Astros after getting selected to the Major League roster in the beginning of August...hit four home runs and put up a .484 slugging percentage...three of his four homers came against left-handed pitchers (.652 SLG)...went 2x5 (.400) with a home run as a pinch-hitter...46.5% of his batted balls had an exit velocity greater than 95 miles per hour, per Statcast...that was the 12th-highest mark in the AL (min. 30 batted balls)...made two appearances as a pitcher, tossing 1.2 scoreless innings with three strikeouts...the former closer at Cal State Fullerton became the second position player in club history to make two pitching appearances in a season, joining Tim Bogar (2000)...the last position player to make two pitching appearances in a season for any team was Paul Janish for Cincinnati in 2009...was a non-roster invitee at Astros Spring Training before starting the season at Double A Corpus Christi...was promoted to Triple A Fresno on July 19...was selected to the Major League roster on Aug. 5 and remained in Houston through the end of the season...spent all of Spring Training with the Major League club, batting .365 (19x52) with an .875 OPS in 28 games...made his MLB debut on Aug. 5 vs. TOR in a start at third base...went 1x4...recorded his first career RBI on Aug. 12 at TEX...hit his first MLB homer on Aug. 24 vs. WSH, a solo shot off LHP Sammy Solis...homered for the second consecutive game (and second consecutive plate appearance) on Aug. 25 at LAA...homered in his final PA on Aug. 24 vs. WSH, and his first PA on Aug. 25 at LAA...went 2x4 with a double in a start at 3B on Aug. 29 vs. TEX, but also pitched a perfect 8th inning...

struck out Shin-Soo Choo...became the third position player in club history to retire every batter he faced in a pitching appearance, joining Jake Elmore (Aug. 19, 2013 at TEX) and Tim Bogar (June 10, 2000 at SD)...hit a pinch-hit, solo homer on Sept. 10 at OAK...from the date of his first Major League homer (Aug. 24) through the end of the season, batted .263 (10x38) with two doubles, four homers, five RBI and a .632 slugging percentage in 16 games... in 103 combined games in the minor leagues, hit .282 (116x412) with 23 doubles, 26 homers, 78 RBI and an .872 OPS (.345 OBP/.527 SLG)...began his season at Double A Corpus Christi, batting .279 (98x351) with 18 doubles, 21 homers, 60 RBI and an .850 OPS (.840 OBP/.510 SLG) in 87 games...was named the club's Player of the Year and was named a Texas League Midseason and Postseason All-Star...led the Double A Texas League in slugging percentage while ranking third in OPS...at the time of his promotion to Triple A, was leading the Texas League in homers...ultimately finished second in the league in homers, despite playing his last Double A game on July 18... was named the Texas League Player of the Month for June after hitting .343 with seven homers and 23 RBI during the month...increased his career home run total with the Double A Hooks to 44 across his two seasons, making him the franchise leader in career home runs...played in 16 total games at Triple A Fresno, batting .295 (18x61) with five doubles, five homers, 18 RBI and a .993 OPS (.370 OBP/.623 SLG).

MINOR LEAGUES:

2016: Had a stellar 2016 season, which was spent with the Double A Corpus Christi Hooks...set career highs in games (126) and doubles (34)...batted .268 (130x539) with an .818 OPS (.334 OBP/.485 SLG), 23 homers and 81 RBI in 126 games...won Texas League Player of the Week four times, was named a Midseason All-Star, earned MiLB.com Texas League Player of the Month honors for May and was named an MiLB Organization All-Star... was an NRI for the Astros in Spring Training for the first time in his career...appeared in eight games, tallying four hits in nine at bats...scored three runs, brought in one run and walked once...had a season-long-tying, 12-game hitting streak from May 13-24...batted .396 (21x54) with five doubles, six homers and 14 RBI during the run...he won two consecutive Player of the Week awards during that streak...tied his season-long hitting streak from Aug. 16-28, where he batted .444 with 20 hits, five doubles, a triple, five homers and 12 RBI...won two more Player of the Week awards during the streak...**2015:** Played his entire second professional season at Class A Advanced Lancaster and posted big numbers with a .289 average (140x485), 28 doubles, 26 home runs, 101 RBI and a .890 OPS...ranked third among all Astros prospects in home runs and RBI and ranked sixth all of minor league baseball in RBI...was twice named the California League Player of the Week for the weeks ending on Aug. 10 and Aug. 31...was solid all of August as he hit .382 (29x76) with five doubles, 10 RBI and 27 RBI in 19 games in the month...was sidelined for a week from Aug. 16-24...appeared in all three of the JetHawks playoff games, going 3x11 with two home runs and three RBI...played for Glendale in the Arizona Fall League and played in the Rising Stars Game after hitting .279 (19x68) with six doubles, two home runs and eight RBI in 17 games in the AFL...**2014:** Signed his first professional contract on June 12 and reported to Class A Short Season Tri-City...split his season between Tri-City (30g) and Class A Quad Cities (43g), combining to hit .293 (78x266) with 16 doubles, 13 home runs and 52 RBI en route to being named an MiLB.com Organizational All-Star...was named the New York-Penn League Player of the Week for June 30-July 6...had two doubles, two home runs and 11 RBI in six games that week...promoted to Quad Cities on July 15 and finished his season with the River Bandits...made all his starts at third base in 2014.

JONATHAN GREGORY DAVIS

Year	Team	AVG	G	AB	R	H	2B	3B	HR	RBI	BB	SO	SB	CS	OBP	SLG	SF	SH	HB	E
2014	Tri-City (A)	.279	30	111	18	31	7	1	5	20	15	25	1	0	.382	.495	1	0	4	11
	Quad Cities (A)	.303	43	155	20	47	9	0	8	32	13	41	4	0	.363	.516	1	0	2	4
2015	Lancaster (A)	.289	120	485	93	140	28	3	26	101	54	157	5	2	.370	.520	3	0	10	19
2016	Corpus Christi (AA)	.268	126	485	61	130	34	1	23	81	45	143	1	3	.334	.485	4	0	5	15
2017	Corpus Christi (AA)	.279	87	351	49	98	18	0	21	60	31	90	5	2	.340	.510	3	0	3	13
	Fresno (AAA)	.295	16	61	10	18	5	0	5	18	9	18	0	0	.370	.623	3	0	0	2
	HOUSTON	.226	24	62	8	14	4	0	4	7	4	20	1	1	.279	.484	1	0	1	0
	MINOR LEAGUE TOTALS	.282	422	1648	251	464	101	5	88	312	167	474	16	7	.353	.509	15	0	24	64

DAVIS CAREER TRANSACTIONS

- Selected by the Astros in the third round of the June 2014 draft.

DAVIS GAME HIGHS

Hits: 2 (3x) -- last, Sept. 2, 2017 vs. New York (NL)
Home Runs: 1 (4x) -- last, Sept. 10, 2017 at Oakland
RBI: 2 -- Aug. 12, 2017 at Texas
Stolen Bases: 1 -- Aug. 31, 2017 vs. Texas
Longest Hitting Streak: 3 -- Aug. 22-25, 2017
Career Grand Slams: none

LEADOFF HR

No.	Date	Opp.	Pitcher
none			

PINCH-HIT HR

No.	Date	Opp.	Pitcher
1	9/10/17	@OAK	Moll

WALK-OFF HR

No.	Date	Opp.	Pitcher
none			

DAVIS CAREER FIELDING

YEAR	POSITION	PCT.	G	PO	A	E	TC	DP
2017	First Base	-	2	0	0	0	0	0
	Third Base	1.000	22	11	38	0	49	4



DEAN DEETZ

Born: 11/29/93 in Nixa, MO
Opening Day Age: 24
Contract Status: Signed through 2018
Acquired: Selected in the 11th round of the June 2014 draft.

Resides: Nixa, MO
ML Service: 0.000

65

RHP

HT	WT	DOB
6'1"	207	11/29/93

CAREER HIGHLIGHTS

- The right-handed pitcher was the Astros 11th round pick in the 2014 draft...owns a 26-18 record with a 3.90 ERA (121ER/279IP) and 274 strikeouts over four professional seasons.
- Began 2017 with Double A Corpus Christi...went 4-2 with a 1.82 ERA (8ER/39.2IP)...registered 97 strikeouts in 84.2 innings across two levels during the campaign.
- Posted a career-high nine wins across two levels in 2015...also had a career-low 1.70 ERA (12ER/63.2IP)...was twice named Midwest League Pitcher of the Week with Class A Quad Cities (Aug. 24-30 and Sept. 1-6)...was also named the Quad Cities Pitcher of the Month for August.
- Entered the 2018 season ranked as the Astros No. 24 prospect according to MLB.com.

MINOR LEAGUES:

2017: Split time across two levels during the campaign and compiled a 7-6 record with a 4.25 ERA (40ER/4.25) and 97 strikeouts...matched a his previous career-high in games previously set in 2016 with 25...began the season with Double A Corpus Christi where he went 4-2 with a 1.82 ERA (8ER/39.2IP) and 42 strikeouts over eight games...did not surrender more than three earned runs in any of outings and held opposing batters to one earned run or less in six of the eight appearances...his 1.82 ERA and 0.91 WHIP ranked as lowest among Corpus Christi pitchers with eight or more outings...matched his career-high for strikeouts with nine on May 28 vs. Tulsa...matched his career-high for innings pitched with 7.0 on May 18 at San Antonio...advanced to Triple A Fresno on May 30...went 3-4 with a 6.40 ERA (40ER/84.2IP) and 55 strikeouts in 17 games (10 games started)...owned a 2.79 ERA (3ER/9.2IP) in seven games as a reliever with Fresno...**2016:** Spent time with both Class A Advanced Lancaster and Double A Corpus Christi...went 8-5 with a 3.76 ERA (44ER/105.1IP) and 103 strikeouts...set a career highs in games (18), games started (18) and strikeouts...began the season with Lancaster and went 8-5 with a 4.24 ERA (44ER/93.1IP) and 86 strikeouts...went 1-0 with a 2.37 ERA (5ER/19IP) in April...matched a career-high in innings pitched with 7.0 on July 9 at Inland Empire...advanced to Corpus Christi on Aug. 23 and went 2-0 with a 0.00 ERA (0ER/12.1IP) in two starts...matched a career-high with 9 strikeouts in his first start with the club on Aug. 28 vs. San Antonio...**2015:** Excelled in 2015 across two levels...finished the campaign with a career-high 9 wins and a career-low 1.70 ERA (12ER/63.2IP)...Began the campaign with Short Season Class

NOTES

- Was a 2012 graduate of Nixa High School in Nixa, MO...missed his senior season of baseball with an elbow injury.
- Elected to attend Northeastern Oklahoma A&M College...sat out his first season while recovering from Tommy John surgery, performed by renowned surgeon Dr. James Andrews...went 4-1 with a 2.83 ERA and 56 strikeouts over 41.1 innings during his lone collegiate season.
- Was drafted by Houston in the 11th round of the June 2014 draft...signed by Astros scout Jim Stevenson.
- Added to the Astros 40-man roster in Nov. of 2017...is currently signed to a one-year contract that runs through 2018.

Tri-City and went 4-2 with a 2.86 ERA (9ER/28.1IP) in seven games...had a stretch from July 1-July 18 where he won four straight decisions and only allowed one earned run in 16.1 innings...was promoted to Class A Quad Cities on July 29...continued his dominance with Quad Cities, going 5-1 with a 0.76 ERA (3ER/35.1IP) and 29 strikeouts in seven games...after allowing two earned runs in his first appearance at the level, he went on to allow only one more earned run in his final six outings...did not allow a run in his final 3 appearances spanning 18.0 innings...set a career-high in strikeouts (9) and innings pitched (7.0) on Aug. 24 vs. Clinton...won the Midwest League Pitcher of the Week in consecutive weeks (Aug. 24-30 and Sept. 1-6)...was named the Quad Cities Pitcher of the Month for August...**2014:** Signed his first professional contract on June 17 and reported to the Rookie Level Greeneville Astros...went 2-4 with a 8.88 ERA (25ER/25.1IP) and 24 strikeouts in 13 games.

DEAN ARTHUR DEETZ

Year	Team	W	L	ERA	G	GS	CG	SHO	SV	IP	H	R	ER	HR	HB	BB	SO	WP	BK	AVG
2014	Greeneville (R)	2	4	8.88	13	5	0	0	0	25.1	30	29	25	1	2	19	24	5	0	.297
2015	Tri-City (A)	4	2	2.86	7	5	0	0	0	28.1	22	12	9	1	5	10	21	7	0	.208
	Quad Cities (A)	5	1	0.76	7	6	0	0	0	35.1	17	5	3	0	0	13	29	3	0	.136
2016	Lancaster (A)	6	5	4.24	23	16	0	0	1	93.1	86	58	44	9	11	45	86	8	0	.241
	Corpus Christi (AA)	2	0	0.00	2	2	0	0	0	12.0	7	0	0	0	0	2	17	0	0	.175
2017	Corpus Christi (AA)	4	2	1.82	8	6	0	0	0	39.2	27	8	8	3	1	9	42	0	0	.194
	Fresno (AAA)	3	4	6.40	17	10	0	0	0	45.0	46	34	32	5	4	41	55	5	0	.267
MINOR LEAGUE TOTALS		26	18	3.90	77	50	0	0	1	279.0	235	146	121	19	23	139	274	28	0	.226

DEETZ CAREER TRANSACTIONS

- Selected by Houston in the 11th round of the June 2014 draft.



CHRIS DEVENSKI

Born: 11/13/90 in Cerritos, CA

Resides: Artesia, CA

Opening Day Age: 27

ML Service: 2.000

Contract Status: Signed through 2018

Acquired: From Chicago (AL) as a PTBNL along with RHP Matt Heidenreich and LHP Blair Walters in exchange for RHP Brett Myers on July 21, 2012; named on Aug. 3, 2012.

47

RHP

YEAR	START	FINISH	STATUS
R/R	6'3"	209	

TABLE OF CONTENTS

DEVENSKI

PLAYER DEVELOPMENT

2017 REVIEW

OPPONENTS

HISTORY AND RECORDS

SPRING TRAINING

MEDIA INFORMATION

MINUTE MAID PARK

CAREER HIGHLIGHTS

- The 27-year old right-handed pitcher is entering his third season as a Major Leaguer...During his first two big league seasons, he owns a 2.38 ERA (50ER/189IP) with 204 strikeouts and a 0.926 WHIP in 110 appearances.
- Made his first All-Star Game appearance in 2017...went 8-5 with a 2.68 ERA (24ER/80.2IP) and 100 strikeouts in 62 relief appearances...posted a career-high eight relief wins which ranked tied for second in the Majors...among AL relievers ranked tied for second in strikeouts (100), tied for sixth in holds (24), tied for 11th in WHIP (0.94) and 12th in opponent average (.174)...led all Astros reliever with 10 postseason appearances...earned his first postseason win in Game 2 of the World Series.
- In 2017, he led the Majors in opponent batting average against left-handers (.111, 16x144)...was the lowest mark in franchise history and second lowest ever in Major League history...trailed on Jonathan Papelbon (.104, 2007).
- Had one of the best rookie seasons by a reliever in club history in 2016, receiving Astros Rookie of the Year and Pitcher of the Year recognition by the Houston Chapter of the BBWAA, and finishing fourth in the BBWAA AL Rookie of the Year voting.
- Set club records for a rookie reliever in both ERA (previously RHP Dave Smith, 1.93 in 1980) and WHIP (previously RHP Bill Dawley, 0.92 in 1983)...posted 2.8 wins above replacement, the highest total in club history by a rookie reliever, ahead of RHP Dave Veres (2.8 in 1995)...his 2.8 WAR also ranked sixth in club history by a rookie pitcher overall, trailing only RHP Roy Oswalt (4.7 in 2001), RHP Collin McHugh (4.2 in 2014), RHP Don Wilson (3.8 in 1967), RHP Ken Forsch (3.6 in 1971) and RHP Tom Griffin (3.1 in 1969).
- In 2016, posted the fourth-lowest, single-season ERA by an Astros reliever in club history (1.61), trailing only RHP Don McMahon (1.53 ERA in 1962), RHP Larry Andersen (1.54 ERA in 1989) and LHP Billy Wagner (1.57 ERA in 1999).
- While pitching for Double A Corpus Christi in 2015, was a Texas League Midseason and Postseason All-Star and finished second in the league in ERA (3.01)...earned a promotion to Triple A for the postseason, making four appearances and one start for the Grizzlies, with the start coming in the Triple A Championship Game...was named the MVP of that contest after tossing 7.0 scoreless frames, allowing just two hits with nine strikeouts.
- Capped off his breakout 2012 season by tossing a 9.0-inning, complete game, no-hitter for Class A Lexington on Sept. 1 vs. Rome...recorded 16 strikeouts in what was the first individual no-hitter in Legends history...his no-hitter was named the Minor League Game of the Year by the MiLB Awards.
- Entered the 2016 season ranked as the Astros No. 16 prospect according to MLB.com.

2017: The 26-year-old continued the successful start to his career in his sophomore campaign...went 8-5 with four saves and a 2.68 ERA (24ER/80.2IP) in 62 outings, all out of the bullpen...was named to the 2017 AL All-Star Team...was his first All-Star appearance in only his second Major League season...pitched a perfect 8th inning, inducing

NOTES

- Was a three year letter winner at Gahr High School in Cerritos, Calif...was a two-way player, pitcher and shortstop, but excelled on the mound, earning 1st Team All-League in the San Gabriel Valley League as a senior.
- Would go on to attend Golden West Junior College in Huntington Beach, Calif., for two years before transferring to Cal-State Fullerton...he pitched one season for the Titans, appearing in 15 games.
- Was drafted by Chicago (AL) in the 25th round of the June 2011 draft...signed by White Sox scout Mike Baker.
- Was named to the 2017 AL All-Star team, marking his first appearance in the game in only his second Major League season...pitched a perfect 8th inning, striking out one batter during the contest.
- Was added to the Major League roster on April 7, 2016...is currently signed to a one-year contract for the 2018 season...is under Astros club control through 2021.

one strikeout in the AL's 2-1 win...his eight relief wins ranked tied for second in the Majors...ranked fourth in MLB and second in the AL in relief innings (80.2)...among AL relievers ranked tied for second in strikeouts (100), tied for sixth in holds (24), tied for 11th in WHIP (0.94) and 12th in opponent average (.174)...led the Majors in opponent batting average against left-handers (.111, 16x144)...was the lowest single-season mark in franchise history, and second lowest in Major League history...trailed only RHP Jonathan Papelbon (.104, 2007)...with 100 strikeouts, was the 12th time in franchise history when an Astros reliever reached the 100-strikeout milestone...threw his changeup 37.8% of the time per FanGraphs.com...was second to his fastball (39.3%)...his changeup generated a whiff on 48.39% of swings, which ranked fourth among Major League pitchers with at least 200 changeups thrown...held batters to a .138 average on the pitch, which ranked fifth under the same criteria...owned a 1.83 ERA at home (9ER/44.1IP), which ranked second in the AL among pitchers with at least 40IP...trailed only RHP Corey Kluber (1.81)...his 74 strikeouts ranked third in club history by a reliever prior to the All-Star Break, trailing only RHP Brad Lidge (78 in 2004) and LHP Billy Wagner (75 in 1999)...per Elias, matched a team record for fewest innings needed to reach 20 strikeouts to start a season (10IP)...tied LHP Billy Wagner (1999)...made 10 postseason appearances, which led all Astros relievers...was scoreless in 6 of his 10 outings...made his first career Opening Day roster, and remained on the active roster through the season...has been on the Astros active roster since having his contract selected on April 7, 2016...threw 4.0 innings in each of his first two outings this season on April 5 and April 9, striking out seven on both dates...became the second reliever in MLB history to start a season with consecutive 4.0+ inning, seven+ strikeout outings, joining RHP Liam Hendriks (2013)...with his first scoreless outing, became the first pitcher in ML history with multiple relief outings of 4.0+ hitless innings and seven+ strikeouts...also threw 4.1 hitless innings with seven strikeouts on Aug. 1, 2016 vs. TOR...threw 2.1 innings en route to his first save of the season on April 20 vs. LAA...was the first save of seven-or-more outs with a lead of three runs or less since Detroit's LHP Drew Smyly recorded a 4.0-inning save on April 5, 2013 vs. NYY...threw nine consecutive scoreless appearances from June 17-July 5, spanning 12.2 innings pitched...was the second-longest scoreless appearance streak of his career, behind an 11-game streak he posted from Aug. 27-Sept. 20, 2016...was the fourth-longest active scoreless innings streak in the AL...allowed four hits and two walks with 17 strikeouts over the course of the streak...since giving up a run in three straight outings from July 17-23, went 2-2 with 10 holds, a 2.01 ERA (5ER/22.1IP) and 22 strikeouts in his last 22 appearances (July 28-Sept. 29)...took the win in Game 2 of the World Series...gave up 1 run in 1.1 innings.

2016: In what was his first Major League season, Devenski had one of the best rookie seasons by a reliever in club history, receiving Astros Rookie of the Year and Pitcher of the Year recognition by the Houston Chapter of the BBWAA, and finishing fourth in the AL Rookie of the Year voting...in 43 relief outings, went 3-2 with one save, a 1.61 ERA (15ER/83.2IP), 83 strikeouts, 12 walks, .194 opponent average (56x289) and an 0.81 WHIP...set club records for a rookie reliever in both ERA (previously RHP Dave Smith, 1.93 in 1980) and WHIP (previously RHP Bill Dawley, 0.92 in 1983)...posted 2.8 wins above replacement, the highest total in club history by a rookie reliever, ahead of RHP Dave Veres (2.8 in 1995)...his 2.8 WAR also ranked sixth in club history by a rookie pitcher overall, trailing only RHP Roy Oswalt (4.7 in 2001), RHP Collin McHugh (4.2 in 2014), RHP Don Wilson (3.8 in 1967), RHP Ken Forsch (3.6 in 1971) and RHP Tom Griffin (3.1 in 1969)...posted the fourth-longest, single-season ERA by an Astros reliever in club history (1.61), trailing only RHP Don McMahon (1.53 ERA in 1962), RHP Larry Andersen (1.54 ERA in 1989) and LHP Billy Wagner (1.57 ERA in 1999)...also posted the second-lowest single-season WHIP by an Astros reliever in club history (0.81), behind LHP Billy Wagner's 0.78 mark set in 1999...led all American League relievers in inherited runners scored percentage (10.0%, stranded 27-of-30 IR), while ranking second in innings pitched, second in WHIP, third in strikeout-to-walk ratio (6.92), third in opponent OPS (.511), fourth in WAR (2.8) and fourth in ERA...ranked second in the Majors in multi-inning relief outings (27)...became the first Astros pitcher since RHP Brad Lige in 2004 to post 27 multi-inning relief outings in a single season...also led the Majors in relief outings of at least 3.0 innings pitched (10), which marked the most by an Astro since 1983, when RHP Vern Ruhle and RHP Bill Dawley both recorded 10 outings of at least 3.0 innings...led all Major League rookies in ERA, WHIP (0.91), opponent batting average (.206), strikeout-to-walk ratio (5.20), home runs per 9.0 innings ratio (0.33) and appearances (min. 100IP)...led all AL rookies in walks per 9.0 innings (1.66) and strikeout-to-walk ratio (8.64) (min. 100IP), while ranking second in WAR (2.8), tied for third in strikeouts (104) and fourth in innings pitched (108.1)...posted the second-best ERA by a rookie reliever (1.61) in an eight-season span (since 2009), behind only RHP Dellin Betances' 1.40 ERA in 2014...made five starts over the course of the year, going 1-2 with a 4.01 ERA (11ER/24.2IP), 21 strikeouts, eight walks and a .245 (23x94) opponent average...allowed two runs or less in four of his five starts...was a non-roster invitee at Astros Spring Training...did not make the Astros Opening Day roster, but was selected to the Major League roster on April 7...was slated to start for Triple A Fresno on minor league opening day, but instead joined the Astros in New York at Yankee Stadium...made his Major League debut on April 8 at MIL and threw 3.0 innings of scoreless relief, allowing one hit with four strikeouts...became the fourth reliever in club history to toss 3.0+ scoreless innings in his Major League debut, joining RHP Jose Cisnero (2013), RHP Bill Dawley (1983) and LHP Joe Hoerner (1963)...his eight strikeouts over his first three games in the Majors were the most by a reliever in franchise history...despite his stellar numbers to start the year, the Astros went 0-13 in his first 13 career games before he pitched 2.0 innings in a 12-2 Astros win on June 3 vs. OAK...marked a franchise-long streak for team games lost to start a pitcher's career (previously LHP Xavier Cedeno, 12 games from 2011-12)...earned his first career save on June 19 vs. CIN after tossing 3.1 scoreless innings...became the first Astros pitcher with a save of 3.1 innings since LHP Erik Bedard did so on Opening Day of the 2013 season vs. TEX (March 31)...posted the second-lowest ERA by an

Astros rookie prior to the All-Star Break in club history (2.30)...trailed only RHP Ken Forsch (2.27 ERA in 1971)...threw 4.1 perfect innings and struck out seven consecutive batters on Aug. 1 vs. TOR...fell one strikeout shy of the club record for consecutive strikeouts, held by LHP Jim Dethaies (eight on Sept. 23, 1986 vs. LAD)...marked a single-game career high for strikeouts...became the fifth pitcher in club history to toss 4.1+ perfect innings of relief in a game, joining rookies LHP Frank DiPino (5IP on May 6, 1983 at ATL) and RHP Jim Ray (4.1IP on Aug. 10, 1968 vs. PIT)...became the first Major League reliever to strike out seven in an outing of at least 4.1 perfect innings since RHP Max Scherzer did April 29, 2008 vs. HOU (4.1IP, 7SO)...earned his first Major League win in a spot start on Aug. 11 at MIN in Game 2 of Houston's doubleheader...threw 5.0 scoreless innings, allowing just two hits with five strikeouts...threw 3.2 perfect innings en route to his fourth win on Sept. 20 at OAK...became the third Major League reliever since 1913 to record multiple perfect outings of at least 3.2 innings in a single season, joining RHP Mike Bacsik (1979) and RHP Neil Allen (1984)...set a club record for WHIP (0.74) after the All-Star Break...set club rookie records for ERA (1.99), opponent average (.177), strikeout-to-walk ratio (9.50), and strikeouts per 9.0 innings (10.33) after the All-Star Break.

MINOR LEAGUES:

2015: Spent his entire regular season at Double A Corpus Christi and was a Texas League Midseason All-Star... posted a 7-4 record with two saves and a 3.01 ERA (40ER/119.2IP) in 24 games (17 starts)...ranked second in the Texas League in ERA...held lefties to a .210 (51x243) batting average on the season...got off to a strong start, earning the Hooks' Pitcher of the Month Award in both April and May...went 2-0 with a save and did not allow an earned run in his four appearances (two starts) and 19.1 innings pitched in April...named the Texas League Pitcher of the Week on April 27...went 4-0 with a 1.01 ERA (3ER/26.2IP) in five games (four starts) in May...finished his first half of the season with a 7-1 record, one save and a 1.23 ERA (9ER/66IP) in 13 games (nine starts)...had a huge postseason, making one start for Corpus Christi and earning the win after allowing two runs in 6.0 innings...following the conclusion of Corpus' postseason run, was promoted to Triple A Fresno, where he went 1-0 without allowing a run in three games (one start) and 9.0 innings pitched...fanned 12 and allowed only three hits in the Triple A playoffs...was named the Bobby Murcer Triple A Championship MVP after pitching the Grizzlies to the Triple A Championship...tossed 7.0 scoreless innings with nine strikeouts and allowed just one hit in the Triple A Championship game against Columbus in the Grizzlies 7-0 win...played for the Tiburones de La Guaira in the Venezuelan Winter League in the offseason making five starts with a 5.21 ERA (11ER/19IP)...**2014:** Had a bounce-back season, combining to go 10-8 with a 4.04 ERA (53ER/118IP) in 27 games (16 starts) between Advanced Class A Lancaster (17g) and Double A Corpus Christi (10g)...recorded 114 strikeouts in his 118.0 innings pitched and allowed just a .226 opponent batting average...returned to Lancaster at the start of the season and posted solid numbers, a 5-5 record and a 4.11 ERA (35ER/76.2IP) in 17 games (11 starts)...named the California League Pitcher of the Week on July 7 after tossing 7.0 scoreless innings in a start on July 2 at Stockton...allowed just two hits and recorded eight strikeouts in what was his fourth straight win...promoted to Corpus Christi following that game and finished his season 5-3 with a 3.92 ERA (18ER/41.1IP) in 10 games (five starts) for the Hooks...**2013:** Had an up and down year beginning his season at Class A Advanced Lancaster and completing it at Class A Quad Cities...combined to go 8-5 with a 6.60 ERA (87ER/118.2IP) in 29 games (18 starts)...assigned to Lancaster to begin the season and struggled to a 4-2 record and a 7.88 ERA (66ER/75.1IP) in 21 games (10 starts)...reassigned to Quad Cities on July 10 and finished his season strong with a 4-3 record and a 4.36 ERA (21ER/43.1IP) in eight starts...made two starts in the Midwest League playoffs, going 1-0 with a 2.25 ERA (3ER/12IP)...**2012:** Had a breakout 2012 season in which he split between the White Sox and Astros organizations following a midseason trade...between his two Class A clubs, combined to go 8-7 with two saves and a 3.86 ERA (39ER/91IP) in 24 games (13 starts)...posted 92 strikeouts in his 91.0 innings pitched on the season...began his year at Class A Kannapolis and went 6-5 with two saves and a 4.23 ERA (29ER/61.2IP) in 19 games (8 starts)...was acquired by the Astros as a player to be named later in a deal that was completed on July 21...the White Sox also sent RHP Matt Heindenreich and LHP Blair Walters to the Astros in exchange for RHP Brett Myers...Devenski was named the PTBNL on Aug. 3...reported to Class A Lexington on Aug. 5, and completed his season with the Legends with a 2-2 record and a 3.07 ERA (10ER/29.1IP), while posting a South Atlantic League-leading 38 strikeouts over that time span...capped off his season by tossing a 9.0-inning, complete game, no-hitter on Sept. 1 vs. Rome...recorded 16 strikeouts in what was the first individual no-hitter in Lexington Legends history...his no-hitter was named the Minor League Game of the Year by the MiLB Awards and he was named the SAL Pitcher of the Week for the final week of the season...**2011:** Signed his first professional contract on Aug. 5, and reported to Rookie Level Great Falls...appeared in seven games in relief, posting a 2.25 ERA (2ER/8IP) over the final month of the season...made two scoreless relief appearances (2IP) in the Pioneer League playoffs.

CHRISTOPHER MICHAEL DEVENSKI

Year	Team	W	L	ERA	G	GS	CG	SHO	SV	IP	H	R	ER	HR	HB	BB	SO	WP	BK	AVG
2011	Great Falls (R)	0	0	2.25	7	0	0	0	1	8.0	8	2	2	0	0	1	9	0	0	.258
2012	Kannapolis (A)	6	5	4.23	19	8	0	0	2	61.2	63	31	29	8	3	19	54	3	2	.266
	Lexington (A)	2	2	3.07	5	5	1	1	0	29.1	23	11	10	1	2	16	38	1	2	.225
2013	Lancaster (A)	4	2	7.88	21	10	0	0	1	75.1	106	69	66	13	7	31	65	3	1	.337
	Quad Cities (A)	4	3	4.36	8	8	0	0	0	43.1	60	22	21	3	1	9	32	2	0	.337
2014	Lancaster (A)	5	5	4.11	17	11	0	0	2	76.2	70	42	35	8	3	12	77	1	0	.233
	Corpus Christi (AA)	5	3	3.92	10	5	0	0	0	41.1	33	21	18	7	0	18	37	2	0	.213
2015	Corpus Christi (AA)	7	4	3.01	24	17	0	0	2	119.2	117	43	40	12	2	33	104	4	0	.253
2016	HOUSTON	4	4	2.16	48	5	0	0	1	108.1	79	26	26	4	3	20	104	2	0	.206
2017	HOUSTON	8	5	2.68	62	0	0	0	4	80.2	50	26	24	11	2	26	100	2	0	.174
MINOR LEAGUE TOTALS		33	24	4.37	111	64	1	1	8	455.1	480	241	221	52	18	139	416	16	5	.270
MAJOR LEAGUE TOTALS		12	9	2.38	110	5	0	0	5	189.0	129	52	50	15	5	46	204	4	0	.193

DIVISION SERIES RECORD

Year	Team/Opponent	W	L	ERA	G	GS	CG	SHO	SV	IP	H	R	ER	HR	HB	BB	SO	WP	BK	AVG
2017	HOU/BOS	0	0	11.57	3	0	0	0	0	2.1	4	3	3	0	0	0	3	0	0	.364

CHAMPIONSHIP SERIES RECORD

Year	Team/Opponent	W	L	ERA	G	GS	CG	SHO	SV	IP	H	R	ER	HR	HB	BB	SO	WP	BK	AVG
2017	HOU/NYY	0	0	13.50	2	0	0	0	0	0.2	1	1	1	0	0	2	0	0	0	.500

WORLD SERIES SERIES RECORD

Year	Team/Opponent	W	L	ERA	G	GS	CG	SHO	SV	IP	H	R	ER	HR	HB	BB	SO	WP	BK	AVG
2017	HOU/LAD	1	0	7.20	5	0	0	0	0	5.0	4	4	4	2	0	1	5	0	0	.211

DEVENSKI CAREER TRANSACTIONS

- Selected by Chicago (AL) in the 25th round of the June 2011 draft.
- Acquired by Houston from Chicago as a PTBNL along with RHP Matt Heidenreich and LHP Blair Walters in exchange for RHP Brett Myers on July 21, 2012; named on Aug. 3, 2012.

DEVENSKI CAREER HIGHS

Longest Winning Streak:5 (2x) -- last, June 3-Sept. 6, 2017
Longest Losing Streak:4 -- April 30-Aug. 7, 2016
Strikeouts:7 (3x) -- last, April 9, 2017 vs. Kansas City
Walks:3 -- April 30, 2016 at Oakland
Innings (starter):6.2 -- May 10, 2016 vs. Cleveland
Innings (relief):4.1 (2x) -- last, Aug. 1, 2016 vs. Toronto
Low-Hit Game (CG):none



NON-ROSTER INVITEE

JACOB DORRIS

Born: 3/24/93 in Weatherford, TX **Resides:** Weatherford, TX
Opening Day Age: 25 **ML Service:** 0.000
Contract Status: Signed through 2018
Acquired: Signed as a non-drafted free agent on June 14, 2015.

82

RHP

2017 2018 2019
 R/R 6'1 178

TABLE OF CONTENTS

DORRIS

PLAYER DEVELOPMENT

2017 REVIEW

OPPONENTS

HISTORY AND RECORDS

SPRING TRAINING

MEDIA INFORMATION

MINUTE MAID PARK

CAREER HIGHLIGHTS

- Right-handed reliever is entering his fourth professional campaign after being signed as a non-drafted free agent in 2015...has posted a 7-2 record with 24 saves and a 2.78 ERA (50ER/162IP) in 99 games in his three-year minor league career (2015-17)...has recorded 204 strikeouts in 162.0 innings.
- Combined to go 4-2 with three saves and a 3.00 ERA (24ER/72IP) in 43 games between Triple A Fresno (20g) and Double A Corpus Christi (23g) in 2017...excelled at the Triple A level, posting a 3-0 record and a 1.87 ERA (7ER/33.2IP) in 20 appearances.
- Went 2-0 with a 3.32 ERA (27ER/62.1IP) and was perfect in all 14 of his save chances in 38 appearances between Corpus Christi (8g), Class A Lancaster (23g) and Class A Quad Cities (7g) in 2016.
- Dominated at his first three professional stops in 2015, as he combined to go 1-0 with seven saves and a 0.98 ERA (3ER/27.2IP) in the low minors.

MINOR LEAGUES:

2017: Combined to go 4-2 with three saves and a 3.00 ERA (24ER/72IP) in 43 games between Triple A Fresno (20g) and Double A Corpus Christi (23g)...fanned 75 hitters in 72.0 innings pitched...began his season at Corpus Christi, making 23 appearances and was promoted to Fresno on July 7...excelled in the second half of the season with Fresno, posting a 3-0 record and a 1.87 ERA (7ER/33.2IP) in 20 appearances...following the season, pitched in eight games in the Mexican Winter League for Hermosillo...**2016:** Went 2-0 with a 3.32 ERA (27ER/62.1IP) and was perfect in all 14 of his save chances in 38 appearances between Corpus Christi (8g), Class A Lancaster (23g) and Class A Quad Cities (7g)...ranked fourth among all Astros minor leaguers in saves...methodically moved up the system going from Quad Cities (April 8-May 2) to Lancaster (May 10-Aug. 4) to Corpus Christi (Aug. 7-Sept. 4)...went 10-for-10 in save opportunities while at Lancaster, while recording 65 strikeouts in 42.0 innings pitched at the level...**2015:** Dominated at his first three professional stops, as he combined to go 1-0 with seven saves and a 0.98 ERA (3ER/27.2IP) on the season...pitched less than a month at each affiliate, as he made six appearances at Rookie Level Greenville (June 25-July 17), eight a Class A Tri-City (July 25-Aug. 24) and four at Quad Cities (Aug. 27-Sept. 7).

NOTES

- Graduated from Weatherford HS (TX), which is just west of Fort Worth, in 2011...started 13 games his senior year, registering seven complete games, an 11-3 record and a 1.52 ERA.
- Went on to attend Texas A&M-Corpus Christi, where he played four seasons...wrapped up his career as the school's all-time leader in appearances (101) and saves (31)...made 28 relief appearances as a senior in 2015, posting 10 saves, a 3.32 ERA and 50 strikeouts in 402 innings pitched.
- Signed by the Astros as a non-drafted free agent on June 14, 2015...signed by Astros scout Noel Gonzales-Luna.
- Is signed to a minor league contract for the 2018 season...invited to Major League Spring Training on Jan. 25, 2018.

JACOB DORRIS

Year	Team	W	L	ERA	G	GS	CG	SHO	SV	IP	H	R	ER	HR	HB	BB	SO	WP	BK	AVG
2015	Greenville (R)	0	0	0.84	6	0	0	0	0	10.2	4	1	1	0	1	6	13	0	0	.111
	Tri-City (A)	0	0	1.80	8	0	0	0	6	10.0	5	2	2	0	0	2	15	0	0	.143
	Quad Cities (A)	1	0	0.00	4	0	0	1	7.0	3	0	0	0	0	0	1	9	1	0	.125
2016	Quad Cities (A)	1	0	4.22	7	0	0	0	0	10.2	11	5	5	0	0	5	11	0	1	.268
	Lancaster (A)	1	0	3.43	23	0	0	0	10	42.0	34	20	16	6	9	21	65	3	1	.224
	Corpus Christi (AA)	0	0	1.86	8	0	0	0	4	9.2	7	2	2	1	2	1	16	1	0	.200
2017	Corpus Christi (AA)	1	2	3.99	23	0	0	0	3	38.1	38	21	17	5	8	15	47	2	0	.259
	Fresno (AAA)	3	0	1.87	20	0	0	0	0	33.2	22	9	7	3	3	13	28	1	0	.185
MINOR LEAGUE TOTALS		7	2	2.78	99	0	0	0	24	162.0	124	60	50	15	23	64	204	8	2	.211

DORRIS CAREER TRANSACTIONS

- Signed by Houston as a non-drafted free agent on June 14, 2015.



NON-HOUSTON INVOICE

TIM
FEDEROWICZ

Born: 8/5/87 in Erie, PA

Resides: Apex, NC

Opening Day Age: 30

ML Service: 3.022

Contract Status: Signed through 2018

Acquired: Signed to a minor league contract on Dec. 11, 2017.

44

C

TELETYPE	HEIGHT	WEIGHT
R/R	6'10"	215

CAREER HIGHLIGHTS

- The 30-year-old catcher has played in the Majors for six seasons with the Dodgers (2011-14), Cubs (2016) and Giants (2017)...has posted a career .196 (57x291) average with 13 doubles, seven homers, 28 RBI and a .558 OPS (.245 OBP/.313 SLG) in 119 Major League games.
- Has caught 94 games, 74 which were starts...has thrown out 34.3 percent of would be base stealers, with 23 CS in 67 attempts.
- Played in a career-high 56 games, including 38 starts at catcher, with the Dodgers in 2013...batted .231 with eight doubles, four homers and 16 RBI...threw out 10 would be base stealers in 34 attempts (29.4 CS%).
- Has batted .291 (804x2765) with 203 doubles, 87 homers, 443 RBI and an .816 OPS (.356 OBP/.461) in 749 career minor league games.
- Was named a mid-season and post-season PCL All-Star in 2012 with Triple A Albuquerque...batted .294 (121x412) with 34 doubles, 11 homers, and a career-high 76 RBI in 115 games.
- Was named a post-season South Atlantic League All-Star in 2009 with Class A Greenville...batted .345 (78x226) with 19 doubles, 10 homers and 34 RBI in 55 games...was also named by *Baseball America* as the Best Defensive Catcher in the Red Sox farm system following the campaign.



NOTES

- Hit .319 with 21 home runs and 125 RBI over his three-year career (2006-08) at the University of North Carolina-Chapel Hill... ranks sixth all-time at UNC in doubles (57) and ninth in RBI...reached the College Baseball World Series finals twice in his collegiate career (2006 and 2007) but fell both times to Oregon State.
- Was a 2006 Freshman All-American and was named to the 2006 All-College World Series team.
- Was a member of the U.S. National team that won the 2006 FISU World Championship in Havana, Cuba
- Was drafted out of UNC by Boston in the seventh round of the June 2008 draft... signed by Red Sox scout Quincy Boyd.
- Signed with the Astros as a minor league free agent with an invite to Spring Training on Dec. 11, 2017...is signed through the 2018 season.

2017: The veteran backstop had two separate stints with San Francisco, hitting .231 (3x3) with two homers and three RBI in 13 games (one start)...had his contract purchased from Triple A Sacramento on April 11, taking the roster spot of Buster Posey who was placed on the seven-day DL with concussion symptoms...was designated for assignment on April 18 when Posey came off the DL...had his contract purchased from Triple A Sacramento on Sept. 1...hit .300 (85-for-283) with 19 doubles, nine home runs and 43 RBI in 77 games for triple-A Sacramento.

2016: Had two stints with the Cubs, April 28-June 17 and from September 6 through the end of the season...went 6-for-31 (.194) with two doubles, three runs scored and three RBI in 17 games with Chicago...also appeared in 65 games with Triple A Iowa...batted .293 with 12 doubles, eight homers and 39 RBI in 65 games with Triple A Iowa...recorded a 13-game hitting streak with Iowa, April 21-July 9 (with major league call-up in the middle), in which he batted .432 (19x44) with six doubles and 10 RBI.

2015: Underwent surgery to repair a complete tear of the lateral meniscus in his right knee on March 13 at Scripps Clinic in La Jolla, Calif...played in a combined 27 rehab games with Class A Fort Wayne and Triple A El Paso, batting .202 (19x94) with four homers and nine RBI...was traded from the Dodgers to the Padres with outfielder Matt Kemp and cash considerations for right-handed pitchers Zach Eflin and Joe Wieland and catcher Yasmani Grandal on December

18, 2014.

2014: Spent the majority of the season with Triple A Albuquerque, hitting .328 with 26 doubles, 14 home runs and 48 RBI in 78 games...also saw time with the Major League club, playing in 23 games for the Dodgers, batting .113 (8x71) with three doubles, one home run and five RBI...optioned to Albuquerque on March 21 during Spring Training, beginning the season with the Isotopes before being recalled on April 8 (after A.J. Ellis had right knee surgery)...optioned back to Albuquerque on April 30 (in order to clear a spot for C Miguel Olivo).

2013: Spent the majority of the season with the big league club after making his first career Opening Day roster, batting .231 (37x160) with eight doubles, a career-high four home runs and 16 RBI in 56 games...hit his first career big league HR on June 1 at Colorado off Jhoulys Chacin in the third inning...made the Dodgers' roster for the National League Division and Championship series but did not play in any games...in 21 games with Albuquerque hit .418 with eight HRs, 25 RBI, a .500 OBP and a .848 SLG...named the Pacific Coast League Player of the Week for April 29-May 5.

2012: With Triple A Albuquerque, hit .294 with a team-high 34 doubles, 11 home runs and a career-high 76 RBI in 115 games, garnering Pacific Coast League mid-season All-Star honors...appeared in just three big league games with the Dodgers, going 1-for-3...started behind the plate for the PCL in the Triple A All-Star Game...before the All-Star break, hit .301 with 21 doubles, seven homers and 48 RBI for the Isotopes...led the entire PCL with a 39% caught-stealing percentage.

2011: Played in 90 games for Double A Portland in the Red Sox system before being acquired by the Dodgers, July 31, with pitchers Stephen Fife and Juan Rodriguez for outfielder Trayvon Robinson...combined to hit .287 with 27 doubles, 14 home runs and 69 RBI between Portland and Triple A Albuquerque, including a .325 batting average in 25 games with Albuquerque following the trade...recalled by the Dodgers on September 6 for his first call-up and made his debut as a pinch-hitter, September 11 at San Francisco, striking out...made his first Major League start, September 15 vs. Pittsburgh, going 1-for-2 with a single off of Ross Ohlendorf for his first career hit...named by *Baseball America* as the Dodgers' best defensive catcher after the season.

MINOR LEAGUES:

2010: Spent the entire season with Class A Salem, hitting .251 with four home runs and 61 RBI in 109 games... finished third in the Carolina League and fifth overall in Boston's farm system with 34 doubles...named the best defensive catcher in the Red Sox system by *Baseball America* following the season...**2009:** Split season between Class A Greenville and Class A Salem, leading all Red Sox farmhands with a combined .305 average while hitting 14 homers and collecting 58 RBI...earned a promotion to Salem after leading the South Atlantic League with a .345 average and 10 home runs in the league's first half with Greenville, earning mid-season South Atlantic League All-Star honors...named South Atlantic League Player of the Week for June 15-21, hitting .529 during that span...after the season, named best defensive catcher in the Red Sox farm system by *Baseball America*...**2008:** Made his professional debut with Class A Lowell after signing as a seventh-round selection of the Red Sox in the First-Year Player Draft...batted .244 (31x127) with one homer, 15 RBI and 10 stolen bases in 36 games...tossed out attempted base stealers at a 41 percent rate.

TIMOTHY JOSEPH FEDEROWICZ

Year	Team	AVG	G	AB	R	H	2B	3B	HR	RBI	BB	SO	SB	CS	OBP	SLG	SF	SH	HB	E
2008	Lowell (A)	.244	36	127	14	31	6	0	1	15	19	24	10	3	.338	.315	2	0	0	2
2009	Greenville (A)	.345	55	226	34	78	19	0	10	34	15	42	1	0	.393	.562	3	1	4	6
	Salem (A)	.257	51	187	18	48	13	0	4	24	5	22	1	0	.276	.390	3	1	1	3
2010	Salem (A)	.253	109	407	47	103	34	1	4	61	43	86	1	1	.324	.371	5	0	2	6
2011	Portland (AA)	.277	90	339	46	94	20	0	8	52	32	63	1	0	.338	.407	8	0	3	10
	Albuquerque (AAA)	.325	25	83	17	27	7	0	6	17	15	20	0	0	.431	.627	2	0	2	0
	LOS ANGELES (NL)	.154	7	13	0	2	0	0	0	1	2	4	0	0	.313	.154	0	0	1	1
2012	Albuquerque (AAA)	.294	115	412	71	121	34	1	11	76	52	91	0	1	.371	.461	7	1	3	12
	LOS ANGELES (NL)	.333	3	3	0	1	0	0	0	1	2	0	0	0	.500	.333	0	0	0	0
2013	Albuquerque (AAA)	.418	21	79	20	33	8	1	8	25	14	26	0	0	.500	.848	2	2	1	0
	LOS ANGELES (NL)	.231	56	160	12	37	8	0	4	16	10	56	0	0	.275	.356	1	2	0	5
2014	Albuquerque (AAA)	.328	78	299	51	98	26	0	14	48	26	66	1	0	.383	.555	2	0	2	7
	LOS ANGELES (NL)	.113	23	71	2	8	3	0	1	5	3	18	0	0	.158	.197	1	2	1	3
2015	Fort Wayne (A)	.313	5	16	3	5	1	0	1	3	2	7	0	0	.389	.563	0	0	0	0
	El Paso (AAA)	.179	22	78	11	14	4	0	3	6	5	19	0	0	.229	.346	0	0	0	1
2016	Iowa (AAA)	.293	65	229	25	67	12	0	8	39	18	51	3	0	.352	.450	2	0	4	4
	CHICAGO (NL)	.194	17	31	3	6	2	0	0	3	1	12	0	0	.212	.258	1	0	0	1
2017	Sacramento (AAA)	.300	77	283	34	85	19	0	9	43	30	65	3	0	.366	.463	1	0	0	6
	SAN FRANCISCO	.231	13	13	3	3	0	0	2	3	1	4	0	0	.286	.692	0	0	0	0
	MINOR LEAGUE TOTALS	.291	749	2765	391	804	203	3	87	443	276	582	21	5	.356	.461	36	4	22	57
	MAJOR LEAGUE TOTALS	.196	119	291	20	57	13	0	7	28	18	96	0	0	.245	.313	3	4	2	10

FEDEROWICZ CAREER TRANSACTIONS

- Selected by Boston in the seventh round of the June 2008 draft.
- Acquired by Los Angeles (NL) from Boston along with RHP Juan Rodriguez and RHP Stephen Fife...to complete the three-team deal, Los Angeles (NL) sent OF Trayvon Robinson to Seattle, Boston sent OF Chih-Hsien Chiang to Seattle and Seattle sent LHP Erik Bedard and RHP Josh Fields to Boston...announced on July 31, 2011.
- Acquired by San Diego from Los Angeles (NL) along with OF Matt Kemp and cash in exchange for RHP Zach Eflin, C Yasmani Grandal and RHP Joe Wieland on Dec. 18, 2014.
- On Disabled List, March 26-Aug. 1, 2015 (torn meniscus, right knee).
- Signed by Chicago (NL) as a minor league free agent on Jan. 14, 2016.
- Signed by San Francisco as a minor league free agent on Dec. 9, 2016.
- Signed by Houston as a minor league free agent on Dec. 11, 2017.

FEDEROWICZ GAME HIGHS

Hits:	3 -- Aug. 7, 2013 at St. Louis
Home Runs:	1 (7x) -- last, Sept. 26, 2017 at Arizona
RBI:	3 (3x) -- June 7, 2014 at Colorado
Stolen Bases:	none
Longest Hitting Streak:	4 -- Aug. 1-9, 2013
Career Grand Slams:	none

FEDEROWICZ CAREER FIELDING

YEAR	POSITION	PCT.	G	PO	A	E	TC	DP
2017	Catcher	1.000	6	17	2	0	19	0
	First Base	-	1	0	0	0	0	0
TOTALS	Catcher	.985	94	582	74	10	666	2
	First Base	-	3	0	0	0	0	0



NON-ROSTER INVITEE

DREW FERGUSON

Born: 8/3/92 in Knoxville, TN **Resides:** Knoxville, TN
Opening Day Age: 25 **ML Service:** 0.000
Contract Status: Signed through 2018
Acquired: Selected in the 19th round of the June 2015 draft.

78

OF

2017 2016 2015
R/R 5'11 184

TABLE OF CONTENTS

FERGUSON

PLAYER DEVELOPMENT

2017 REVIEW

OPPONENTS

HISTORY AND RECORDS

SPRING TRAINING

MEDIA INFORMATION

MINUTE MAID PARK

CAREER HIGHLIGHTS

- Versatile outfielder has played in parts of three seasons (2015-17) in the Astros minor league system...owns a .295 (302x1025) career batting average with 30 homers and 59 steals in 279 games.
- Can play all three outfield positions, appearing in 96 games in left field, 70 in right field and 63 in center field in his three-year minor league career.
- Named a Double A Texas League All-Star in 2017 after hitting .292 (91x312) with a .390 on-base percentage in 84 games with the Hooks.
- In 2016, led the California league in OBP (.410) and OPS (.941), while ranking third in batting average (.313) and slugging (.531).

MINOR LEAGUES:

2017: Combined to hit .275 (114x415) with 25 doubles, nine home runs, 41 RBI, 66 runs scored and 18 stolen bases in 113 games between Triple A Fresno (29g) and Double A Corpus Christi (84g)...named a Texas League All-Star while with the Hooks, where he hit .292 (91x312) with a .390 on-base percentage...named the Texas League Player of the Week for the week of May 22-28...promoted to Fresno on Aug. 1 and finished his season at the Triple A level...**2016:** Hit .315 (119x378) with 29 doubles, 17 home runs, 76 RBI, 30 stolen bases, a .408 on-base percentage, a .542 slugging percentage and a .951 OPS in 105 games between Corpus Christi (15g) and Lancaster (90g)...finished second among all Astros minor leaguers in RBI and third in batting average...during his time at Lancaster, led the California league in OBP (.410) and OPS (.941), while ranking third in batting average (.313) and slugging (.531)...played his first 90 games of the season at Lancaster before a promotion to Corpus Christi on Aug. 19...following the season, played for Santurce in the Puerto Rican Winter League and hit .283 (13x46) in 12 games...**2015:** Made his professional debut, combining to hit .297 (69x232) between Class A Quad Cities (44g) and Class A Tri-City (17g)...began his career at Tri-City, where he was named the New York-Penn League Player of the Week for the week of July 6...promoted to Quad Cities on July 14.

NOTES

- Attended Knoxville Catholic HS (TN) and set school records for runs scored and stolen bases...hit .392 with 25 steals as a senior in 2011.
- Went on to play four years collegiately at Belmont...named a second team All-American by the NCBWA in his senior season (2015)...set Belmont single-season records that year in runs (72) and doubles (26).
- Drafted out of Belmont in the 19th round of the June 2015 draft...signed by Astros scout Nick Venuto.
- Is signed to a minor league contract for the 2018 season...invited to Major League Spring Training on Jan. 25, 2018.

ANDREW THOMAS FERGUSON

Year	Team	AVG	G	AB	R	H	2B	3B	HR	RBI	BB	SO	SB	CS	OBP	SLG	SF	SH	HB	E
2015	Tri-City (A)	.328	17	58	13	19	6	0	3	6	8	4	1	1	.418	.586	0	1	1	0
	Quad Cities (A)	.287	44	174	23	50	10	1	1	21	16	32	10	4	.344	.374	2	0	0	2
2016	Lancaster (A)	.313	90	326	70	102	25	2	14	69	45	82	28	9	.410	.531	6	2	13	1
	Corpus Christi (AA)	.327	15	52	14	17	4	1	3	7	6	13	2	0	.397	.615	0	0	0	1
2017	Corpus Christi (AA)	.292	84	312	55	91	18	0	8	32	45	77	15	5	.390	.426	0	1	5	1
	Fresno (AAA)	.223	29	103	11	23	7	0	1	9	12	21	3	1	.304	.320	0	0	0	1
MINOR LEAGUE TOTALS		.295	279	1025	186	302	70	4	30	144	132	229	59	20	.383	.459	8	4	19	6

FERGUSON CAREER TRANSACTIONS

- Selected by Houston in the 19th round of the June 2015 draft.



RILEY FERRELL

Born: 10/18/93 in College Station, TX **Resides:** College Station, TX
Opening Day Age: 24 **ML Service:** 0.000
Contract Status: Signed through 2018
Acquired: Selected in the third round of the June 2015 draft.

70

RHP

HT WT BATT SB
 R/R 6'2 233

CAREER HIGHLIGHTS

- Right-handed reliever is entering his fourth professional campaign after being selected in the third round of the 2015 draft...has posted 11 saves and a 2.90 ERA (26ER/80.2IP) in 58 games in his three-year minor league career (2015-17)...has recorded 91 strikeouts in 80.2 innings.
- Set career highs in every category in 2017 as he had his first full healthy professional season...combined to post six saves, a 3.67 ERA (22ER/54IP) and 60 strikeouts in 54.0 innings pitched between Double A Corpus Christi (36g) and Class A Buies Creek (2g).

MINOR LEAGUES:

2017: For the first time in his three-year career, was healthy for an entire season, making 38 appearances combined between Double A Corpus Christi (36g) and Class A Buies Creek (2g)...at the two stops, went 2-2 with six saves, a 3.67 ERA (22ER/54IP) and 60 strikeouts in 54.0 innings pitched...began the year at Buies Creek and made two appearances before being promoted to Corpus Christi on April 13...finished his season at the Double A level...**2016:** Made eight appearances at Class A Lancaster, posting four saves and a 1.80 ERA (2ER/10IP)...placed on the DL on May 12 and missed the remainder of the season...**2015:**

Made his professional debut for Class A Quad Cities, making 12 appearances with a 1.08 ERA (2ER/16.2IP)...those 12 appearances added onto a long collegiate season at TCU in which he made 30 appearances en route to the College World Series.

NOTES

- **Attended A&M Consolidated in College Station (TX) and was a three-time first-team all-district performer both on the mound and at the plate....selected to the All-State first-team by the Texas High School Baseball Coaches Association and the Texas Sports Writer's Association as a senior...named the District 12-5A MVP in 2012.**
- **Went on to attend TCU and pitched for three years (2013-15) for the Horned Frogs...struck out 45 batters over just 28.2 innings, while giving up only 10 hits for a .109 opponents average his junior year...helped lead TCU to it's second straight World Series appearance that season.**
- **Selected by Houston in the third round of the June 2015 draft...signed by Astros scout Jim Stevenson.**
- **Is signed to a minor league contract for the 2018 season...invited to Major League Spring Training on Jan. 25, 2018.**

RILEY COLE FERRELL

Year	Team	W	L	ERA	G	GS	CG	SHO	SV	IP	H	R	ER	HR	HB	BB	SO	WP	BK	AVG
2015	Quad Cities (A)	0	0	1.08	12	0	0	0	1	16.2	10	3	2	0	0	13	17	5	0	.175
2016	Lancaster (A)	0	1	1.80	8	0	0	0	4	10.0	9	3	2	1	0	2	14	1	0	.237
2017	Buies Creek (A)	0	0	0.00	2	0	0	0	2	2.0	0	0	0	0	0	5	0	0	0	.000
	Corpus Christi (AA)	2	2	3.81	36	0	0	0	4	52.0	51	24	22	2	4	14	55	4	0	.263
MINOR LEAGUE TOTALS		2	3	2.90	58	0	0	0	11	80.2	70	30	26	3	4	29	91	10	0	.237

FERRELL CAREER TRANSACTIONS

- Selected by Houston in the third round of the June 2015 draft.



DEREK FISHER

Born: 8/21/93 in Lebanon, PA

Resides: Rexmont, PA

Opening Day Age: 24

ML Service: 0.075

Contract Status: Signed through 2018

Acquired: Selected in the Competitive Balance Round A (37th overall) of the June 2014 draft.

21

OF

YEAR	AB	R	H	HR	OPS
L/R	6'3"	209			

TABLE OF CONTENTS

FISHER

PLAYER DEVELOPMENT

2017 REVIEW

OPPONENTS

HISTORY AND RECORDS

SPRING TRAINING

MEDIA INFORMATION

MINUTE MAID PARK

CAREER HIGHLIGHTS

- Outfielder was the Astros highest draft pick to sign with the club in the 2014 draft...in his first four seasons (2014-17) as a professional, has posted a .282 (415x1471) batting average with 73 doubles, 16 triples, 66 home runs, 247 RBI and 92 stolen bases.
- Has appeared in games all over the outfield, making 205 appearances in center field, 144 in left field and 66 in right field.
- Made his big league debut in 2017...batted .212 (31x146) with four doubles, five home runs, 17 RBI and three stolen bases in 53 games...was also a member of the Astros playoff roster throughout the postseason, appearing in five games...scored the game winning run in Game 5 of the World Series after entering as a pinch runner.
- Had a highly productive stint with Triple A Fresno in 2017...batted .318 (109x343) with 26 doubles, 21 homers, 66 RBI and 16 stolen bases in 84 games...was named the Astros Minor League Player of the Month for May...was named a mid-season and post-season Pacific Coast League All-Star...started in left field for the US Team in the 2017 Sirius XM All-Star Futures Game.
- Was named a Texas League Midseason All-Star after hitting .271 (69x255) with 11 doubles, 13 homers, 47 RBI and 18 stolen bases in 70 games with the Corpus Christi Hooks in the first half of 2016.
- Was named to the 2015 Arizona Fall League's Rising Stars Game after a solid winter campaign with Glendale...posted an .821 OPS (.397 OBP/.424 SLG) in his 17 games as a Desert Dog.
- Named a New York-Penn League Midseason All-Star in 2014 after hitting .303 (46x152) with 18 RBI and 17 steals in 41 games for the ValleyCats.
- Entered the 2017 season ranked as the Astros No. 5 prospect and the No. 84 prospect in all of baseball, according to MLB.com and the No. 9 prospect in the Astros system per *Baseball America*.

2017: 24-year-old outfielder was one of the best players at the Triple A level this season before playing in his first 47 Major League games across two stints with Houston...made 39 starts in the outfield (30 in left field, 7 in right field, 2 in center field)...per Statcast, was one of the fastest runners in the Majors this season and the fastest on the Astros...his sprint speed of 29.1 feet per second led the club and ranked 17th among all Major League players (9th in the American League)...was a non-roster invitee at Spring Training and spent all of the Spring with the Major League club (.310, 13x42, .958 OPS, 11 steals in 28 games)...began the regular season at Triple A Fresno...was selected to the Major League roster on June 14...optioned to Triple A on June 19...recalled from Triple A on July 25 and stayed in the Majors through the remainder of the season...made his MLB debut in a start in LF on June 14 vs. TEX...went 2x3 with a home run, two walks and two RBI...homered in his third plate appearance, becoming the first Astro to homer in his MLB debut since Teoscar Hernandez in 2016...recorded his first two career Major

League hits in the same inning (6th), knocking a solo homer and an RBI single...became the first Major League player to record the first two hits of his career in the same inning since Adam Laroche did so for the Braves on April 7, 2004 vs. NYM (single and double in the 4th inning) (Elias)...became the second Astros player with multiple hits and multiple RBI in his MLB debut, joining John Paciorek (3x3, 3RBI on Sept. 29, 1963 vs. NYM)...prior to Fisher, the last MLB player to record multiple hits, multiple RBI, multiple walks and multiple runs in his MLB debut was Jay Bruce on May 27, 2008 vs. PIT...became the fifth player in club history to hit two homers over his first five games in the Majors, joining Tyler White (3 in 2016), Carlos Correa (2015), Glenn Davis (1984) and Ken Caminiti (1987)...became the ninth player in club history to reach base safely in each of his first six career games in the Majors...recorded multi-hit games in back-to-back contests for the first time in his career from Sept. 16-17...was a Triple A Pacific Coast League Midseason and Postseason All-Star and started the 2017 SiriusXM All-Star Futures Game in left field...played in 84 games with Triple A Fresno, batting .318 (109x343) with 26 doubles, one triple, 21 homers, 66 RBI, 16 steals and a .967 OPS (.384 OBP/.583 SLG)...was named the Pacific Coast League Player of the Week on June 4...homered in four straight games from May 27-June 1...hit .435 (10x23) with three homers and nine RBI in six games to earn the weekly award...named the Astros May Minor League Player of the Month...prior to his MLB debut, was leading the PCL in total bases while ranking tied for third in homers, third in slugging and eighth in batting average...appeared in five postseason games: two in the ALDS, one in the ALCS and one in the World Series...entered as a pinch runner in four of the five games, and was a pinch hitter in one game (walked)...scored the game-winning run in Game 5 of the World Series...scored from second on Bregman's walkoff single after entering as a pinch runner.

MINOR LEAGUES:

2016: Spent the season between Double A Corpus Christi (102g) and Triple A Fresno (27g)...was his first career appearance at the Triple A level...combined to hit .255 (122x478) with 21 doubles, four triples, 21 homers, 76 RBI, 28 stolen bases and an .815 OPS (.367 OBP/.448 SLG)...was one of three minor leaguers to record at least 20 homers and 20 stolen bases (also Jason Martin-HOU and Dylan Cozens-PHI)...made his first appearance in Major League Spring Training, as a non-roster invitee...appeared in 10 games with the Astros, totaling three hits (single, triple, homer) in 11 at-bats...opened his season with Double A Corpus Christi, where he was named a Midseason All-Star after hitting .271 (69x255) with 11 doubles, 13 homers, 47 RBI and 18 stolen bases in 70 games in the first half of 2016...played in 32 more games with the Hooks after the All-Star Break, before being promoted to Triple A Fresno for the first time in his career on Aug. 7...was solid through the end of the season with the Grizzlies, batting .290 (17x107) with eight doubles and five homers in 27 games...**2015:** Split his season between Advanced Class A Lancaster (84g) and Class A Quad Cities (39g) combining to hit .275 (136x495) with 21 doubles, 22 home runs, 87 RBI and 31 stolen bases...after getting three at-bats (0x3) as a minor league call-up at Major League Spring Training, began his regular season with Quad Cities...played primarily center field and hit .305 (46x151) with 11 doubles and 24 RBI in 39 games before a promotion to Lancaster on May 29...split his time between center and left field and put together solid all-around numbers at the plate in his final 84 games as a JetHawk, posting 10 doubles, seven triples, 16 home runs, 63 RBI and 23 stolen bases...for his second straight season, appeared in the postseason, hitting .250 (3x12) in three games...following the regular season, played for Glendale in the Arizona Fall League, hitting .254 (15x59) with an .821 OPS (.397 OBP/.424 SLG) in 17 games...was named to the AFL Rising Stars Game...**2014:** Signed his first professional contract on July 1 and reported to the Rookie level GCL Astros the following day...played in one game in the GCL going 2x3 with a double and a walk...promoted to Class A Short Season Tri-City on July 6 and finished his season hitting .303 (46x152) with 18 RBI and 17 steals in 41 games for the ValleyCats...named a New York-Penn League Midseason All-Star...played primarily left field on the season...played in five games for Tri-City in the playoffs, hitting .375 (6x16) with a double, a home run and three RBI.

DEREK JOSEPH FISHER

Year	Team	AVG	G	AB	R	H	2B	3B	HR	RBI	BB	SO	SB	CS	OBP	SLG	SF	SH	HB	E
2014	GCL Astros (R)	.667	1	3	0	2	1	0	0	0	1	0	0	0	.750	1.000	0	0	0	0
	Tri-City (A)	.303	41	152	31	46	4	3	2	18	16	35	17	4	.378	.408	1	0	3	2
2015	Quad Cities (A)	.305	39	151	32	46	11	1	6	24	19	37	8	2	.386	.510	0	0	1	2
	Lancaster (A)	.262	84	344	74	90	10	7	16	63	47	95	23	5	.354	.471	3	0	4	4
2016	Corpus Christi (AA)	.245	102	371	54	91	13	4	16	59	74	128	23	7	.373	.431	1	0	2	3
	Fresno (AAA)	.290	27	107	17	31	8	0	5	17	9	26	5	0	.347	.505	1	0	1	1
2017	Fresno (AAA)	.318	109	343	63	109	26	1	21	66	35	74	16	10	.384	.583	2	1	3	1
	HOUSTON	.212	53	166	21	31	4	1	5	17	17	54	3	3	.307	.356	0	0	3	1
MINOR LEAGUE TOTALS		.282	378	1471	271	415	73	16	66	247	201	395	92	28	.372	.488	8	1	14	13
MAJOR LEAGUE TOTALS		.212	53	146	21	31	4	1	5	17	17	54	3	3	.307	.356	0	0	3	1

DIVISION SERIES RECORD

Year	Team	AVG	G	AB	R	H	2B	3B	HR	RBI	BB	SO	SB	CS	OBP	SLG	SF	SH	HB	E
2017	HOU/BOS	-	2	0	0	0	0	0	0	0	0	0	0	1	-	-	0	0	0	0

CHAMPIONSHIP SERIES RECORD

Year	Team	AVG	G	AB	R	H	2B	3B	HR	RBI	BB	SO	SB	CS	OBP	SLG	SF	SH	HB	E
2017	HOU/NYY	-	1	0	0	0	0	0	0	0	1	0	0	0	1.000	-	0	0	0	0

WORLD SERIES RECORD

Year	Team	AVG	G	AB	R	H	2B	3B	HR	RBI	BB	SO	SB	CS	OBP	SLG	SF	SH	HB	E
2017	HOU/LAD	-	2	0	1	0	0	0	0	0	0	0	0	0	-	-	0	0	0	0

FISHER CAREER TRANSACTIONS

- Selected by the Astros in the Competitive Balance Round A (37th overall) of the June 2014 draft.

FISHER GAME HIGHS

Hits:	3 -- July 31, 2017 vs. Tampa Bay
Home Runs:	1 (5x) -- last, Sept. 17, 2017 vs. Seattle
RBI:	2 (5x) -- last, Sept. 17, 2017 vs. Seattle
Stolen Bases:	1 (3x) -- last, Aug. 16, 2017 vs. Arizona
Longest Hitting Streak:	4 (2x) -- last, July 28-31, 2017
Career Grand Slams:	none

FISHER CAREER FIELDING

YEAR	POSITION	PCT.	G	PO	A	E	TC	DP
2017	Outfield	.987	48	76	2	1	79	0

TABLE OF CONTENTS

FISHER

PLAYER DEVELOPMENT

2017 REVIEW

OPPONENTS

HISTORY AND RECORDS

SPRING TRAINING

MEDIA INFORMATION

MINUTE MAID PARK



NON-ROSTER INVITEE

ALEJANDRO GARCIA

Born: 12/18/90 in Sagua la Grande, Cuba **Resides:** Tenares, DR
Opening Day Age: 26 **ML Service:** 0.000
Contract Status: Signed through 2018
Acquired: Signed as a non-drafted free agent on July 2, 2015.

75

OF

HT WT BA
 R/R 5'10 199

CAREER HIGHLIGHTS

- The 26-year-old outfielder is entering only his fourth professional season since signing with the Astros in July of 2015...in three minor league seasons (2015-17), owns a .282 batting average (207x734) with 37 doubles, six triples, eight homers, 79 RBI and 25 stolen bases in 200 games.
- Has 90 career appearances in left field, 48 in right field and 44 in center field in his first three seasons in the minors.
- Appeared in 21 games for the Astros as a non-roster invite to Major League Spring Training in 2017...hit .333 (10x30) with six RBI in those contests.
- Played his first three professional seasons (2010-12) in the Cuban Serie Nacional, playing for Villa Clara...batted a combined .261 (65x249) with six doubles and four triples in 145 games.

NOTES

- Cuban native was signed by the Astros as a 24-year-old non-drafted free agent on July 2, 2015...signed by Astros scout Charlie Gonzalez.
- Was one of four Cuban players invited to Astros Spring Training, joining RHP Rogelio Armenteros, 1B Yuli Gurriel and LHP Cionel Perez.
- Is signed to a minor league contract for the 2018 season...invited to Major League Spring Training on Jan. 25, 2018, marking his second consecutive year as an NRI.

MINOR LEAGUES:

2017: Combined to hit .235 (76x323) with 18 doubles, four home runs and 35 RBI in 92 games between Triple A Fresno (50g) and Double A Corpus Christi (42g)...began his season as a non-roster invite at Astros Spring Training and impressed, hitting .333 (10x30) with six RBI in 21 games...assigned to Corpus Christi, where he played 42 games before a promotion to Fresno on May 30...turned his season around with the Grizzlies, hitting .269 (43x160) in 50 games...**2016:** Batted .291 (102x351) in 94 games between three levels, in what was his first full season as a professional...played in 26 games with Class A Advanced Lancaster, 51 games with Corpus Christi and 17 games with Fresno...made appearances all over the outfield, making 39 appearances in left field, 36 in right and four in center...started the season off with Lancaster, batting .265 (26x98) in 26 games...was promoted to Double A on May 19...spent a bulk of the season with the Hooks, batting .271 (52x192) in 51 games...was promoted to Fresno on Aug. 12, where he remained through the end of the season...saw quick success with the Grizzlies, batting .393 (24x61) with four RBI, two doubles, five walks and four stolen bases in 17 games...played in six games with the Glendale Desert Dogs in the Arizona Fall League following the season...recorded four hits and two walks...**2015:** Reported to the Dominican Summer League Astros, after signing with the club in July...played in 14 games, batting .483 (29x60) with four doubles, three triples and one homer for the DSL Orange squad.

ALEJANDRO GARCIA

Year	Team	AVG	G	AB	R	H	2B	3B	HR	RBI	BB	SO	SB	CS	OBP	SLG	SF	SH	HB	E
2015	DSL Astros (R)	.483	14	60	10	29	4	3	1	9	1	5	3	4	.500	.700	0	1	1	0
2016	Lancaster (A)	.265	26	98	10	26	4	1	0	11	3	15	6	4	.294	.327	0	2	1	1
	Corpus Christi (AA)	.271	51	192	24	52	9	0	3	20	6	30	6	3	.296	.365	0	0	1	1
	Fresno (AAA)	.393	17	61	10	24	2	0	0	4	5	3	4	1	.448	.426	0	0	1	1
2017	Corpus Christi (AA)	.202	42	163	13	33	7	2	3	16	4	29	2	4	.244	.325	0	2	5	0
	Fresno (AAA)	.269	50	160	27	43	11	0	1	19	5	16	4	3	.312	.356	0	3	5	2
MINOR LEAGUE TOTALS		.282	200	734	94	207	37	6	8	79	24	98	25	19	.317	.381	0	8	14	5

GARCIA CAREER TRANSACTIONS

- Signed as a non-drafted free agent on July 2, 2015.



EVAN GATTIS

Born: 8/18/86 in Dallas, TX

Opening Day Age: 31

Contract Status: Signed through 2018

Resides: Forney, TX

ML Service: 5.000

Acquired: From Atlanta along with RHP James Hoyt in exchange for RHP Mike Foltyniewicz, IF Rio Ruiz and RHP Andrew Thurman on Jan. 14, 2015.

11

C

TEAM	START	AVG	HR	RBI
R/R	6'	4"		253

TABLE OF CONTENTS

GATTIS

PLAYER DEVELOPMENT

2017 REVIEW

OPPONENTS

HISTORY AND RECORDS

SPRING TRAINING

MEDIA INFORMATION

MINUTE MAID PARK

CAREER HIGHLIGHTS

- The right-handed power hitter owns a career .252 (513x2036) batting average with 114 homers, 332 RBI and a .480 slugging percentage in his five seasons in the Major Leagues with Atlanta (2013-14) and Houston (2015-17).
- In 2016, set a career high in homers with 32...19 of his homers came as a catcher, which became a new single season franchise record, surpassing the 16 hit by Jason Castro in 2013...along with home runs, set career highs in OPS (.826), on-base percentage (.319), slugging percentage (.508), walks (43), and stolen bases (2).
- Caught 46.4 percent of attempting base stealers in 2016 (13-of-28)...ranked as the third-highest caught stealing percentage in the AL (min. 50 games caught) and the third-highest by an Astros catcher in a single season in franchise history (min. 50 games caught).
- Tallied at least 20 homers in each of his four seasons in the Majors...became just one of 22 players since 1901 to accomplish this...per Elias, the only other players to debut at 26 or older and hit 20+ home runs in their first four or more MLB seasons are Bob Johnson (9, 1933-41), Dan Uggla (6, 2006-11), and Yoenis Cespedes (5, 2012-16).
- In his first season with the Astros in 2015, led the club in homers (27) and RBI (88), posting single-season career highs in nearly every offensive category.
- Hit 11 triples during the 2015 season, which ranked tied for third in the Major Leagues...marked the most triples by an Astros player since Michael Bourm hit 12 in 2009...became the first Major League player since Dale Long in 1955 to record 11 triples in a season without stealing a base...entered 2015 with just one career triple on his ledger.
- Became the second catcher in Atlanta franchise history to hit 20 homers in each of his first two Major League seasons, joining Earl Williams.
- In 2013, became the ninth rookie in Braves history to hit 20 homers in a season...despite making just 91 starts (played in 105 total games), led all Major League rookies in RBI (65) and game-winning RBI (11), and ranked second in home runs (21).
- Made his Major League debut on April 3, 2013 vs. PHI...homered to lead off the 4th inning, becoming the seventh player in Atlanta franchise history to hit a home run in his MLB debut, joining Bob Horner (1978), Jermaine Dye (1996), Marty Malloy (1998), Jeff Francoeur

NOTES

- Graduated from Bishop Lynch High School in Dallas, Texas in 2004...played for the Dallas Tigers, a Dallas-area traveling squad, where he was teammates with Clayton Kershaw...also played for a Junior Olympics team along with Billy Butler, Homer Bailey and Justin Upton...was recruited by Rice University and Texas A&M to play at the collegiate level...accepted a scholarship to Texas A&M but did not attend.
- Attended Seminole State College in Oklahoma in 2005, but dropped out of school in early 2006.
- During his time away from school and baseball, worked a number of jobs across the country, including a ski lift operator, valet, machine shop apprentice and janitor.
- Following a four-year hiatus from baseball, enrolled at the University of Texas-Permian Basin in 2010, where he joined his stepbrother, Drew Kendrick, on the baseball team...during his only season with UTPB, earned first team All Heartland Conference honors while leading the Falcons in nearly every offensive category...batted .403 with 19 doubles, 12 homers and 62 RBI, helping to lead UTPB to a berth in the Heartland Conference Championship game.
- Was drafted by the Braves in the 23rd round of the 2010 draft after his resurgence at UTPB...signed by Braves scout Gerald Turner.
- In 2012, earned the nickname "El Oso Blanco" (The White Bear) while playing winter ball in Venezuela for Aguilas del Zulia...hit .309 with a league-leading 17 homers and 45 RBI in 52 games for Aguilas.
- Was acquired by Houston from Atlanta in a five-player deal prior to 2015 Spring Training...is signed to a one-year deal for the 2018 campaign...is eligible for free agency following the 2018 season.

(2005), Jordan Schafer (2009) and Jason Heyward (2010).

- Claimed back-to-back National League Rookie of the Month honors in April and May of 2013, becoming the first player to win back-to-back NL Rookie of the Month honors since Jason Heyward (2010, April and May)...in April, led MLB rookies in home runs (6), RBI (16), and slugging percentage (.566)...in 22 May games, led all rookies with 16 RBI while his six home runs ranked tied for first.
- Has played in 23 postseason games with Houston (2015 and 2017) and Atlanta (2013)...played in 13 games during Houston's World Series title run in 2017...batted .267 (8x30) with two doubles, a homer, three RBI and an .858 OPS (.425 OBP/.433 SLG)...started all six of Houston's postseason games in 2015 as the designated hitter, going 4x23...went 5x14 (.357) in four games as Atlanta's starting left fielder in the 2013 NLDS.
- Entered 2013 as the Braves eighth-best prospect and the organization's 'Best Power Hitter' per *Baseball America*... following the 2012 and 2011 seasons was named a MiLB.com Organization All-Star...selected to the 2011 South Atlantic League Postseason All-Star team.

2017: 31-year-old served as the Astros backup catcher for the second consecutive season, making 47 starts behind the plate with the Astros going 32-15 in his starts (.681)...made 29 starts at designated hitter...caught five of Houston's nine shutout wins...played in just 84 games, the fewest in a single season in his career...dealt with two stints on the DL...suffered a concussion in August that sidelined him for most of the entire month, and a right wrist injury at the beginning of September...hit 11 of his 12 homers as a catcher, giving him 30 career homers with Houston as a catcher...that ranks fifth all-time in club history behind Alan Ashby (69), Jason Castro (59), John Bateman (44) and Brad Ausmus (41)...hit .288 (53x184) with 14 doubles, 11 homers, 37 RBI and an .878 OPS (.335 OBP/.543 SLG) in his 49 games as a catcher...during his three seasons with Houston, has hit .291 (109x374) with 24 doubles, 30 HR, 78 RBI and a .936 OPS in his 104 games as a catcher...no catcher in the Majors has homered at a higher rate than Gattis since 2016...has posted a 12.47 at-bat to home run ratio (374AB/30HR) as a catcher in that span, which leads the position...ranks directly ahead of Gary Sanchez (13.00, 533AB/41HR)...surpassed Chris Carter (116 RBI, 88 R) to become the franchise leader in RBI (123) and runs (97) by a designated hitter...is also the franchise leader in games (236) and hits (208) as a DH...showed a refined approach at the plate, posting a career-low 15.4% strikeout rate (50SO/325PA)...posted a career-high 79.6% contact rate, and made contact on 88.3% of his swings on pitches in the strike zone, also a career-high mark...batted .327 (32x98) with 10 doubles, four homers, 46 RBI and a .924 OPS with runners in scoring position...posted a 1.017 OPS with runners in scoring position and two outs...made his fourth career Opening Day roster...placed on the 7-day concussion DL on Aug. 5...transferred to the 10-day DL on Aug. 13...activated from the DL on Aug. 25...placed on the 10-day DL with right wrist soreness on Aug. 31...activated from the DL on Sept. 9...failed to reach base on April 10 at SEA, snapping his streak of 19 straight starts at the catcher position where he reached base...tied the seventh-longest streak in club history by a catcher, and the longest since Tony Eusebio posted a 24-game streak during the 2000 season...drew a bases-loaded, walkoff walk on April 9 vs. KC in the 12th inning...was the ninth walkoff walk in club history, and the first since Derek Bell drew a bases-loaded walk in the 10th inning on July 17, 1999 vs. DET...Gattis reached base safely a career-high five times, drawing a career-high three walks in the contest...hit a three-run, bases-clearing pinch-hit double on April 11 at SEA...was his fourth-career hit in the pinch as an Astro...marked the second time in his career that he drove in three runs in a pinch-hit plate appearance: also June 10, 2013 at SD (three-run homer)...reached base safely in 21 straight starts from April 17-May 22...was the second-longest streak of his career (23 games in 2014) and the third-longest active streak in the Majors at the time...fell a triple shy of the cycle on May 31 at MIN, going 4x6 with a solo homer and three total RBI in a start at catcher...tied his single-game career-high for hits (last, Aug. 11, 2016 at MIN) and tied his season-high for RBI (also April 11 at SEA)...on July 1 vs. NYY, homered off RHP Dellin Betances in an Astros four-run 8th inning...Houston was down 6-3 in the game and came back to win, 7-6...was the first home run that Betances allowed in 2017...posted an 11-game hitting streak from June 19-July 9...was the second-longest streak of his career, and the second-longest active streak in the Majors at the time...ranked second in the AL in slugging percentage in July (.695), behind only Jose Altuve (.727)...batted .322 (19x59) with four doubles, six homers, 14 RBI and a 1.060 OPS in 15 games during the month...ranked fourth in the AL in July OPS...recorded the eighth multi-homer game of his career on July 18 vs. SEA...recorded the 500th hit of his career on July 31 vs. TB...made two injury rehab appearances with Double A Corpus Christi from Aug. 22-23 while recovering from his concussion...went 0x5 with 2 walks...also made two injury rehab appearances with Class A Quad Cities from Sept. 7-8, going 0x8...both games occurred during the Midwest League playoffs...batted .267 (8x30) with two doubles, one homer, three RBI and an .858 OPS in 13 postseason games...made nine starts, including eight at DH and one at catcher...hit two doubles in Game 1 of the ALDS vs. BOS, marking his first career extra-base hits in the postseason...opened up the scoring in Game 7 of the ALCS vs. NYY with a solo homer off LHP CC Sabathia...was his first career postseason homer...became the fourth DH in postseason history to hit a homer in a Game 7, joining Jason Giambi (2003 ALCS), David Ortiz (2003 ALCS, 2004 ALCS) and Willy Aybar (2008 ALCS)...became the first DH to homer in the 2017 postseason for any club...singled as a pinch hitter in Game 2 of the World Series...joined Jose Viquez (Game 2 of the 2005 WS) as the only players in club history to record a hit in the pinch in a World Series Game...drew three walks (one intentional) in Game 3 of the World Series, becoming the second DH in World Series history to have three walks in a game, joining David Ortiz (Game 6 of the 2013 World Series).

2016: After a one-year break from catching in 2015, returned to the backstop position while splitting time at

designated hitter...set a career high in homers with 32...19 of his homers came as a catcher, which became a new single season franchise record, surpassing the 16 hit by Jason Castro in 2013...along with home runs, set career highs in OPS (.826), on-base percentage (.319), slugging percentage (.508), walks (43), and stolen bases (2)...became the second Astro in a nine-season span (2007-16) with a 30-HR year (also Chris Carter, 37 in 2014)...ranked sixth in the Majors in ABs-per-HR with a 13.97 mark (min. 400 at-bats)...was the ninth highest AB/HR mark in franchise history, and highest since Carter in 2014 (13.70)...ranked third among AL catchers in HR...batted .295 (56x190) with 10 doubles, 19 HR, 41 RBI and a .992 OPS (.345 OBP/.647 SLG) in 55 games at catcher...made 55 appearances and 49 starts behind the dish...were his first games caught since 2014 with Atlanta (93 games/89 games started)...also started in 68 games as the designated hitter...caught 46.4 percent of attempting base stealers on the season (13-of-28)...ranked as the third-highest caught stealing percentage in the AL (min. 50 games caught)...ranked as the third highest caught stealing percentage by an Astros catcher in a single season in franchise history (min. 50 games caught)...batted .288 (63x219) with 19 HR, 36 RBI and a .951 OPS (.358 OBP/.594 SLG) after the All-Star Break...ranked tied for ninth in the AL in HR and sixth in OPS in that span...was the fourth-highest Post-All-Star Break OPS by an Astro since 2006, trailing only Lance Berkman (1.078 in 2006; .962 in 2007) and Luke Scott (1.047 in 2006)...started the season on the 15-day Disabled List...was recovering from sports hernia surgery that was performed on Feb. 9...was activated on April 12...was optioned to Double A Corpus Christi on May 6, where he appeared in seven games, with four starts at catcher...was recalled on May 16, and remained with the Major League club through the end of the season...in his first game back after being recalled on May 17 at CWS, provided the late inning heroics by hitting an 11th inning two-run homer...has 23 career homers in the month of May, his most of any month...since 2013 his 23 May HR rank tied for ninth among Major League hitters...tied a career-high with four hits and four RBI on June 3 vs. OAK...was his first career game with four hits and RBI...homered in three consecutive games from June 3-5, which tied a career-long streak (last accomplished from May 1-3, 2015)...recorded his first-career stolen base on July 10 vs. OAK...had been one of three players in Major League history with 12 career triples and no steals...also Russ Nixon (1957-68) and Tom Zachary (1918-36)...recorded two multi-homer games (July 23 vs. LAA and Sept. 21 at OAK)...tied with Colby Rasmus as the only Astros players with at least two multi-homer games...hit his second career walkoff homer on Aug. 26 vs. TB...broke a 4-4 tie with a solo homer to left field on what was a nine-pitch at-bat...was his first walkoff homer since April 21, 2014, while playing for Atlanta...reached base safely in 15 straight starts (from Aug. 26-Sept. 12), which was the second-longest streak of his career...his career long streak is 23 games (May 19-June 22, 2014)...hit 10 homers in September, which ranked tied for second in the AL...were the third-most homers in a single month of September in club history behind only Lance Berkman (2005) and Richard Hidalgo (2000), who share the club record (11)...ended 2016 on a season-long tying five game hitting streak (Sept. 25-Oct. 1)...batted .429 (8x20) with two homers and four RBI during the run...also had a five game run from June 24-29...started the season with the Double A Corpus Christi Hooks on rehab assignment...in four rehab games, hit .400 (6x15) with one double, two HR and four RBI...after being optioned to Double A on May 6, played in seven games with the Hooks, primarily behind the dish...batted .360 (9x25) with a double, three HR, six RBI and a 1.145 OPS (.385 OBP/.760 SLG).

2015: Led the Astros in home runs (27) and RBI (88) in what was his first season with the club, and his third in the Majors...posted single-season career highs in games played (153, previously 108 set in 2014), runs (66), hits (139), multi-hit games (40), triples (11), homers, RBI, walks (30) and extra-base hits (58)...became the ninth player since 2000 to reach the 20-homer plateau in each of his first three seasons in the big leagues, joining Yoenis Cespedes, Giancarlo Stanton, Evan Longoria, Jay Bruce, Ryan Braun, Dan Uggla, Mark Teixeira and Albert Pujols...finished tied for third in the Majors in triples with 11...had just one triple in his career prior to 2015...prior to Gattis, the last Astro to record 11 triples in a season was Michael Bourn, who tallied 12 in 2009...became the first player since Dale Long in 1955 to record 11 triples in a season without stealing a base...became the first player in club history to reach 11 triples, 27 homers and 88 RBI in a single season...only three other Major League players put together seasons with those totals since 2000: Jimmy Rollins (2007), Nomar Garciaparra (2003) and Vladimir Guerrero (2000)...hit eight of his triples as the designated hitter, becoming the first DH since Paul Molitor in 1996 to hit eight triples in a season...made 136 starts at designated hitter and 11 in left field...ranked tied for third among designated hitters in homers (24) and fifth in RBI (79)...the Astros went 37-17 (.685) in games in which he drove in a run...hit well at Minute Maid Park, batting .273 (79x289) with 15 homers, 48 RBI and an .818 OPS (.310 OBP/.509 SLG) in 78 games at home...ranked sixth among AL cleanup hitters in RBI (59)...ranked tied for fifth in the AL with 27 go-ahead RBI...made his third career Opening Day roster, and his second consecutive Opening Day start...avoided a stint on the DL for the first season of his career...homered in three straight games for the first time in his career from May 1-3...hit two homers on May 3...per Elias, joined Luis Valbuena (April 20 at SEA) as the second Astros player in a two-week span to hit two homers in a game, with one being a game-winner in the 8th inning or later...only one Astro had done that in the previous seven seasons combined: Hunter Pence on Aug. 17, 2010 at NYM...over a three-month span from April 26-July 26, was tied for the AL-lead in RBI (56) with Jose Bautista...this followed a stretch from Opening Day-April 25 in which he had recorded just one RBI...posted 54 RBI and 15 homers prior to the All-Star Break...became the first Astros player to reach those totals prior to the All-Star Break since Lance Berkman in 2009 (18HR/55RBI)...recorded his second multi-homer game of the season, and the fifth of his career on Aug. 26 at NYM...over his final 21 games of the season, hit .303 (23x76) with three doubles, two triples, five homers, 15 RBI and a .925 OPS (.333 OBP/.592 SLG)...played in all six postseason games with Houston, starting at designated hitter...went 4x23 in the playoffs...was acquired from Atlanta prior to the season, along with RHP James Hoyt in exchange for RHP Mike Foltynewicz, IF Rio Ruiz and RHP Andrew Thurman

on Jan. 14, 2015.

2014: Appeared on his second Opening Day roster with the Braves, setting career highs in almost every offensive category: games (108), at-bats (401), hits (97), homers (22), average (.263), OBP (.317) and SLG (.493)...became the second catcher in Braves franchise history to hit 20 homers in each of his first two seasons, joining Earl Williams (1971-72)...his 22 home runs ranked second among Braves hitters and second among National League catchers...ranked second on the Braves with 13 game-winning RBI, behind Justin Upton (14)...became the fifth player in Braves franchise history to tally at least 38 doubles and 43 homers through his first two seasons with the club, and the first to do so since Jeff Francoeur (2005-06)...placed on the 15-day Disabled List from July 1-21 (retroactive to June 29) with a bulging thoracic disc in his back and missed 17 games...missed 10 games in September after being diagnosed with strep throat on Sept. 8, and having a kidney stone on Sept. 17...clubbed five homers in 10 games from April 14-26...posted his first career four-hit game on April 16 at PHI...collected his first career triple on May 13 at SF off RHP Ryan Vogelsong...had a career-high 20-game hitting streak from May 24-June 24...batted .386 (32x83) with eight homers and 21 RBI during the streak, which marked the longest by a catcher since Ivan Rodriguez had a 24-game streak in 2004 with Detroit...homered in his first two at-bats on May 25 vs. COL (both off LHP Franklin Morales) for his third career multi-homer game and second of the season...batted .353 (30x85) in June which ranked sixth in the National League...hit his 22nd homer, a game-winning, 10th inning shot on Sept. 6 at MIA...appeared in four games with Triple A Gwinnett on rehab assignment.

2013: Made an Opening Day roster for the first time in his career in what was his fourth professional season, batting .243 (86x354) with 21 home runs and 65 RBI in 105 games...became the ninth rookie in Braves history to hit 20 homers in a season...also became the seventh player in club history to reach 20 doubles and 20 homers in his rookie season...despite making just 91 starts, led all Major League rookies in RBI (65) and game-winning RBI (11), and ranked second in home runs (21)...finished in the top 10 among NL rookies in slugging (3rd, .480), extra-base hits (4th, 42), total bases (5th, 170), doubles (6th, 21), runs (7th, 44), and outfield assists (10th, 3)...claimed back-to-back National League Rookie of the Month honors in April and May, becoming the first player to win back-to-back NL Rookie of the Month honors since Jason Heyward (2010, April and May)...went 6x10 (.600) with four homers and a double in 13 plate appearances as a pinch-hitter...became the fifth player since 1974 to hit four pinch-hit homers in his rookie season, joining Jordany Valdespin (5 in 2012), Chris Heisey (4 in 2010), Craig Wilson (7 in 2001) and Cliff Johnson (5 in 1974)...made 47 starts in left field, 38 at catcher, four at first base and two as the DH...placed on the Disabled List on June 18 with a right oblique strain...activated off the DL on July 14 after playing two rehab games at Triple A Gwinnett...optioned to Triple A on Aug. 31 before getting recalled by Atlanta on Sept. 3...made his Major League debut on April 3 vs. PHI...homered to lead off the 4th inning, becoming the seventh player in Atlanta history to hit a home run in his MLB debut...also Bob Horner (1978), Jermaine Dye (1996), Marty Malloy (1998), Jeff Francoeur (2005), Jordan Schafer (2009) and Jason Heyward (2010)...his first career start at first base came on April 12 at WSH...drilled a pinch-hit home run on April 18 in the 8th inning in his first career pinch-hit plate appearance...according to the Elias Sports Bureau, became the first rookie to homer in his first career pinch-hit plate appearance since Yasmani Grandal did so on July 4, 2012...recorded five home runs through his first 43 career at-bats...became the first rookie to record at least five homers within his first 43 career at-bats since three players did so in 2008 (Taylor Teagarden, Matt Joyce and Chris Davis)...homered in five of the first six ballparks he played in...earned April NL Rookie of the Month honors after leading MLB rookies in home runs (6), RBI (16), and slugging percentage (.566), while batting .250 (19x76) with five game-winning RBI...earned NL May Rookie of the Month honors after hitting .303 and leading all MLB rookies in RBI (16) and ranking tied for first in homers (6)...made his first career start in left field on May 6 at CIN (1x4, 2B, RBI)...smacked his third pinch-hit home run on May 21 vs. MIN with a game-tying solo shot in the 9th inning...according to Elias, became the fifth rookie in Braves history to hit a game-tying or go-ahead home run in the 9th inning or later as a pinch-hitter, joining IF Jim Breazeale (1972), IF/OF Ryan Klesko (1993, 1994), IF/OF Steve Sisco (2000) and IF Brooks Conrad (2010)...clubbed his first career grand slam (10th career home run) with two outs (3-0 count) in the 4th inning on May 22 off Minnesota's RHP Vance Worley...drilled his fourth career pinch-hit home run in just his eighth career pinch plate appearance on June 10 at SD...posted his first career multi-homer game on Sept. 8 at PHI, with both shots coming off LHP Cole Hamels...over his last 11 games of the season, batted .302 (13x43) with four extra-base hits and six RBI...made his first career appearance on a postseason roster, starting all four games of the National League Division Series vs. LAD in left field while batting in the No. 4 spot in the lineup...hit .357 (5x14) with one RBI, two walks and a .438 on-base percentage in his four games in the NLDS...in five games with Triple A Gwinnett, which included a rehab stint with the club, batted .333 (7x21) with four doubles and one homer.

MINOR LEAGUES:

2012: Entered the year as the eighth-best prospect and the 'Best Power Hitter' in the Braves system per *Baseball America*...was named a MiLB.com Organization All-Star...began the season with Class A Advanced Lynchburg and batted .385 (30x78) with nine home runs and 29 RBI before being promoted to Double A Mississippi on May 1...missed more than two months (May 20-July 24) after straining tendons in his left wrist...appeared in four games on rehab assignment for the GCL Braves from July 25-28 before returning to Mississippi on July 29...batted .305 (83x272) for the season with 20 doubles, 18 home runs and 67 RBI...ranked third in the organization in home runs (18) and fifth in RBI (67), despite only playing a total of 74 games...set career-highs with five hits and six RBI in a 13-2 win at Potomac on April 15...named the Carolina League Player of the Week (April 5-15)

after hitting .469 (15x32) with three home runs and 14 RBI...hit .349 (30x86) with runners in scoring position... appeared in 53 games for Aguilas del Zulia of the Venezuelan Winter League, batting .303 (59x195) with a league-high 17 home runs and 45 RBI...**2011:** In just his second professional season, clubbed 22 home runs and plated 71 runs while leading the South Atlantic League in batting average at .322 (109x338) in 88 games for Class A Rome...named a MiLB.com Organization All-Star...claimed Rome Braves Player of the Year honors after leading the team in home runs (22), RBI (71), and OPS (.986), while ranking second in average (.322), third in OBP (.386), and fourth in doubles (24)...twice earned South Atlantic League Player of the Week honors, for the weeks ending on July 24 and Aug. 14...selected to the South Atlantic League Postseason All-Star team... honored by the Braves organization as the Rome July Player of the Month (.253, 25x99, 7 HR, 24 RBI)...posted a 12-game hitting streak and a 12-game RBI-streak from Aug. 13-24, hitting .478 (22x46) with 19 RBI...had two 10-game hitting streaks from May 10-30 (.486, 18x37) and July 15-26 (.410, 16x39)...logged three two-homer games (July 22, July 23, Aug. 15)...batted .430 (34x79) with 10 HR against left-handed pitchers compared to .290 (75x259) with 12 HR vs. righties...**2010:** Played his first professional season with Rookie Level Danville...batted .288 (64x222) with four homers and 29 RBI in 60 games...selected by the Braves organization as the June Player of the Month for Danville after logging a .385 batting average with four doubles.

PERSONAL:

Evan and his wife Kimberly reside in Houston, Texas.

JAMES EVAN GATTIS

Year	Team	AVG	G	AB	R	H	2B	3B	HR	RBI	BB	SO	SB	CS	OBP	SLG	SF	SH	HB	E
2010	Danville (R)	.288	60	222	33	64	10	0	4	29	6	44	0	0	.339	.387	2	0	12	4
2011	Rome (A)	.322	88	338	58	109	24	2	22	71	25	53	2	4	.386	.601	2	1	11	13
2012	Lynchburg (A)	.385	21	78	14	30	7	0	9	29	10	12	1	1	.468	.821	2	0	4	1
	Mississippi (AA)	.258	49	182	24	47	13	4	9	37	20	29	1	1	.343	.522	1	0	4	3
	GCL Braves (R)	.500	4	12	2	6	0	0	0	1	1	2	0	0	.538	.500	0	0	0	0
2013	ATLANTA	.243	105	354	44	86	21	0	21	65	21	81	0	0	.291	.480	3	0	4	7
	Gwinnett (AAA)#	.333	5	21	1	7	4	0	1	1	0	4	0	0	.364	.667	0	0	1	0
2014	ATLANTA	.263	108	369	41	97	17	1	22	52	22	97	0	0	.317	.493	2	0	8	5
	Gwinnett (AAA)#	.188	4	16	2	3	0	0	0	2	0	7	0	0	.188	.188	0	0	0	0
2015	HOUSTON	.246	153	566	66	139	20	11	27	88	30	119	0	1	.285	.463	5	0	3	1
	Corpus Christi (AA)#	.375	11	40	8	15	2	0	5	10	1	4	0	0	.405	.800	0	0	1	0
	HOUSTON	.251	128	447	58	112	19	0	32	72	43	127	2	1	.319	.508	5	0	4	2
2017	HOUSTON	.263	84	300	41	79	22	0	12	55	18	50	0	1	.311	.457	3	0	4	9
	Corpus Christi (AA)#	.000	2	5	1	0	0	0	0	0	2	2	0	0	.286	.000	0	0	0	0
MINOR LEAGUE TOTALS		.307	244	914	143	281	60	6	50	180	65	157	4	6	.372	.550	7	1	33	21
MAJOR LEAGUE TOTALS		.252	578	2036	250	513	99	12	114	332	134	474	2	3	.303	.480	18	0	23	24

#Rehab assignment

WILD CARD GAME RECORD																				
Year	Team/Opp.	AVG	G	AB	R	H	2B	3B	HR	RBI	BB	SO	SB	CS	OBP	SLG	SF	SH	HB	E
2015	HOU/NYY	.000	1	4	0	0	0	0	0	0	0	1	0	0	.000	.000	0	0	0	0

DIVISION SERIES RECORD																				
Year	Team/Opp.	AVG	G	AB	R	H	2B	3B	HR	RBI	BB	SO	SB	CS	OBP	SLG	SF	SH	HB	E
2013	ATL/LAD	.357	4	14	3	5	0	0	0	1	2	3	0	0	.438	.357	0	0	0	0
2015	HOU/KC	.211	5	19	1	4	0	0	0	1	0	5	0	0	.211	.211	0	0	0	0
2017	HOU/BOS	.400	3	10	2	4	2	0	0	1	2	3	0	0	.500	.600	0	0	0	0
TOTALS		.302	12	43	6	13	2	0	0	3	4	11	0	0	.362	.349	0	0	0	0

CHAMPIONSHIP SERIES RECORD																				
Year	Team/Opp.	AVG	G	AB	R	H	2B	3B	HR	RBI	BB	SO	SB	CS	OBP	SLG	SF	SH	HB	E
2017	HOU/NYY	.100	4	10	2	1	0	0	1	2	2	2	0	0	.231	.400	1	0	0	0

WORLD SERIES RECORD																				
Year	Team/Opp.	AVG	G	AB	R	H	2B	3B	HR	RBI	BB	SO	SB	CS	OBP	SLG	SF	SH	HB	E
2017	HOU/LAD	.300	6	10	1	3	0	0	0	0	5	0	0	0	.533	.300	0	0	0	0

TABLE OF CONTENTS

GATTIS

PLAYER DEVELOPMENT

2017 REVIEW

OPPONENTS

HISTORY AND RECORDS

SPRING TRAINING

MEDIA INFORMATION

MINUTE MAID PARK

GATTIS CAREER TRANSACTIONS

- Selected by Atlanta in the 23rd round of the 2010 draft.
- On Disabled List, June 18-July 14, 2013 (right oblique strain).
- On Disabled List, June 29-July 21, 2014 (bulging thoracic disk in back).
- Acquired by Houston along with RHP James Hoyt from Atlanta in exchange for RHP Mike Foltynewicz, IF Rio Ruiz and RHP Andrew Thurman on Jan. 14, 2015.
- On Disabled List, March 26-April 12, 2016 (sports hernia surgery).
- On Disabled List, Aug. 5-25, 2017 (concussion).
- On Disabled List, Aug. 31-Sept. 9, 2017 (right wrist soreness).

GATTIS GAME HIGHS

Hits: 4 (5x) -- last, May 31, 2017 at Minnesota
Home Runs: 2 (8x) -- last, July 18, 2017 vs. Seattle
RBI: 4 (8x) -- last, July 9, 2017 at Toronto
Stolen Bases: 1 (2x) - last, Aug. 19, 2016 at Baltimore
Longest Hitting Streak: 20 -- May 24-June 21, 2014
Career Grand Slams (1): 1 -- May 22, 2013 vs. Minnesota (Vance Worley)

LEADOFF HR


PINCH-HIT HR

WALK-OFF HR

No.	Date	Opp.	Pitcher	No.	Date	Opp.	Pitcher	No.	Date	Opp.	Pitcher
none				1	4/18/13	PIT	J. Hughes	1	4/21/14	MIA	A. Caminero
				2	5/18/13	LAD	K. Jansen	2	8/26/16	TB	Colome
				3	5/21/13	MIN	G. Perkins				
				4	6/10/13	SD	T. Stauffer				

GATTIS CAREER FIELDING

YEAR	POSITION	PCT.	G	PO	A	E	TC	DP
2017	Catcher	.982	49	473	14	9	496	2
	First Base	1.000	1	2	0	0	2	0
TOTALS	Catcher	.991	239	1923	123	18	2064	8
	First Base	.973	5	36	0	1	37	2
	Outfield	.934	59	68	3	5	76	1



KEN GILES

Bats/Throws: Right/Right

Resides: Phoenix, AZ

Born: 9/20/90 in Albuquerque, NM

ML Service: 3.113

Opening Day Age: 27

Contract Status: Signed through 2018

Acquired: From Philadelphia along with IF Jonathan Arauz in exchange for RHP Mark Appel, RHP Harold Arauz, RHP Thomas Eshelman, LHP Brett Oberholtzer and RHP Vince Velasquez on Dec. 12, 2015.

53

RHP

2017	2016	2015
R/R	6'2"	205

TABLE OF CONTENTS

GILES

PLAYER DEVELOPMENT

2017 REVIEW

OPPONENTS

HISTORY AND RECORDS

SPRING TRAINING

MEDIA INFORMATION

MINUTE MAID PARK

CAREER HIGHLIGHTS

- Hard-throwing reliever is entering his fifth Major League season, and his third with Houston since he was acquired from Philadelphia via trade in 2015...in 245 career relief appearances, has gone 12-12 with 65 saves in 79 chances, a 2.43 ERA (66ER/244IP) and 336 strikeouts.
- Has posted an 12.39 strikeouts per 9.0 innings ratio (336SO/244IP) through his first four seasons in the big leagues...only two relievers in Major League history posted a higher ratio through their first three MLB seasons with at least 225 innings pitched: RHP Craig Kimbrel (15.08 from 2010-13 and RHP Brad Lidge (12.82 from 2002-05).
- Is one of only six Major League relievers since 2000 with at least 325 strikeouts within his first four seasons...also: RHP Octavio Dotel (405, 2000-02), RHP Craig Kimbrel (381, 2010-2013), RHP Brad Lidge (369, 2002-05), RHP Carlos Marmol (362, 2006-09) and RHP Kenley Jansen (347, 2010-13).
- Set a new career-high for saves in 2017 with 34 in 38 opportunities...went 1-3 with a 2.30 (16ER/62.2IP) ERA and 83 strikeouts during the campaign...his 34 saves ranked fourth in the American League...has managed to pitch at least 40.0 innings while maintaining a strikeouts per 9.0 innings mark of 11.00 in each of his first four Major League seasons.
- In 2016, set a career-high in strikeouts (102), becoming the sixth reliever in Astros history with a 100-strikeout season, and the first since RHP Brad Lidge fanned 104 in 2006...posted a 13.98 strikeouts per 9.0 innings ratio (102SO/65.2IP), which ranked fifth in club history by a reliever for a single season...ranked third among AL relievers in strikeouts behind RHP Dellin Betances (126) and LHP Andrew Miller (123)...ranked fifth in strikeouts per 9.0 innings.
- Was appointed to the closer's role in 2015 with Philadelphia following the trade of Jonathan Papelbon to Washington on July 28...in 24 games as the Phillies closer, went 1-1 while going 15-for-17 in save chances (88.2%) and posting a 1.71 ERA (5ER/26.1IP), five walks, 33 strikeouts and a .198 opponent batting average (20x101)...overall on the season, ranked third among National League relievers in ERA (1.80) and tied for fourth in strikeouts (87)...through his first two seasons (2014-15), his 1.56 ERA was the lowest in Major League history by a pitcher with at least 100.0 innings pitched.
- Finished fourth in the National League Rookie of the Year voting in 2014 after leading all NL rookie relievers in

NOTES

- Graduated from Rio Grande School in Albuquerque, New Mexico in 2009...attended El Dorado High School before transferring to Rio Grande for his senior year...was selected by the Marlins in the 44th round of the 2009 draft but did not sign, opting to attend New Mexico Junior College.
- Pitched in 10 games during his freshman season at New Mexico Junior College, allowing 18 earned runs in 11.1 innings (14.29 ERA).
- Transferred to Yavapai College in Prescott, Ariz. for his sophomore season...made 23 appearances, posting a 1.18 ERA (5ER/38IP) with 67 strikeouts and 22 walks.
- Was drafted by Philadelphia in the seventh round of the 2011 draft...signed by Phillies scout Brad Holland.
- His brother Josh pitched in the minor leagues from 2005-08 with the Rangers organization...his wife Estela was a pitcher on the University of Arizona softball team.
- **IN THE COMMUNITY:** Has been on the Advisory Board of the Taylor Hooton Foundation for the past three seasons (2015-17)...the foundation is named in the memory of Taylor E. Hooton, a 17-year-old high school baseball player who took his own life in 2003...the foundation is dedicated to the awareness and prevention of PED use among middle school, high school and college athletes.
- Was acquired by Houston from Philadelphia in a seven-player trade in December of 2015...is signed to a one-year contract that runs through the 2018 season and is under club control through 2020.

ERA (1.18), opponent batting average (.164), strikeouts per 9.0 innings (12.61) and WHIP (0.79), while finishing second in strikeouts (64) and inherited runners scored percentage (14.3%, 2IRS/14IR) (min. 40IP)...among all NL relievers with at least 40 innings pitched, ranked second in ERA, third in WHIP and strikeout to walk ratio (5.82), and fifth in strikeouts per 9.0 innings and opponent batting average.

- Became the fastest pitcher in Phillies history to reach 50 career strikeouts, doing so in his first 35.0 innings...surpassed LHP Grant Jackson, who reached 50 strikeouts in his first 39.2 innings in 1967...also became the fastest Phillies pitcher to reach 100 career strikeouts (77IP) since RHP Brad Lidge (74.2IP)...recorded his 100th career punchout on June 23, 2015 at NYY (Brett Gardner).
- Was ranked by *Baseball America* as the Phillies No. 20 prospect in 2014 and No. 19 prospect in 2013...rated as having the organization's "Best Fastball" prior to the 2013 season.

2017: The 27-year-old had a dominant season as the Astros closer...recorded 34 saves in 38 chances (89.5%), and boasted a 2.30 ERA (16ER/62.2IP) in 63 outings...struck out 83 batters in his 62.2 innings of work for a 11.92 strikeouts per 9.0 innings ratio...walked 21 for a 3.02 walks per 9.0 innings ratio, which was his lowest since his debut season in 2014 (2.17)...ranked highly among AL relievers in several categories: ERA (7th), strikeouts per 9.0 innings (13th), strikeouts (14th) and opponent batting average (18th)...has pitched at least 40 innings, while maintaining a strikeout per 9.0 inning ratio of 11.00 in each of his four seasons in the bigs...joins RHP Troy Percival (1995-98) as the only players since 1913 to do so...ranked tied for fourth in the AL in saves, and second in save percentage...34 saves rank eighth in franchise history, and are the most by an Astros reliever since 2008, when RHP Jose Valverde tallied a franchise-record tying 44...was successful in all 19 of his regular season save opportunities at home this year, and 20 straight opportunities at home dating back to Sept. 25, 2016...is the longest single-season home saves streak in club history, and ties the longest home saves streak overall with two separate streaks set by LHP Billy Wagner (most recently 2002-03)...boasted a stingy 0.84 ERA (3ER/32IP) at Minute Maid Park this season...ranked tied for the fourth lowest ERA for an Astros pitcher at home in franchise history (min. 30IP)...went 0-2-2 in seven postseason appearances...five of those outings were at least 1.0 inning...struck out 10 batters in 7.2 innings...made his third consecutive, and third overall Opening Day roster...remained on the roster all season...recorded the save in each of Houston's first two games this season (April 3-4)...became the third pitcher in franchise history to record a save in each of the Astros first two games of a season...joined LHP Billy Wagner (1997) and RHP Dave Smith (1987)...struck out at least two batters in each of his first three outings of the season (April 3-3K, April 4-2K, April 6-3K)...became the only reliever in Astros history to strike out at least two batters in 1.0 inning-or-less in each of his first three outings of a season...had an eight-game streak at Minute Maid Park where he did not allow a baserunner, from April 17-May 22...was tied for the longest streak by a reliever in club history with RHP Brandon Lyon (2010) and RHP Octavio Dotel (2002)...had a 15-game scoreless streak at home from April 17-July 14...went 10-for-10 in save opportunities during his streak, and held opposing hitters to an .089 batting avg. (4x45)...was tied for the sixth-longest home scoreless appearance streak in club history, and the longest since RHP Will Harris had a 17-game streak from 2015-16...recorded the first 2.0-inning save of his career on Aug. 13 at TEX...entered the game with two on and no outs in the 8th inning...finished August with three saves (three save opps.) of at least 1.2 innings (Aug. 13, 18, 31)...prior to 2017, had recorded a save of more than three outs just three times in his career, all during the 2015 season with Philadelphia...prior to Giles, the last Astro to record consecutive saves of at least 1.2 innings pitched in a single season was RHP Brad Lidge in 2004...from June 28 through the end of the season, allowed just four earned runs...posted 16 saves in 18 opportunities with a 1.15 ERA (4ER/31.1IP), 45 strikeouts and a .196 opponent batting average...was scoreless in each of his last eight outings, dating back to Sept. 12 at LAA...did not allow a runner to score despite allowing eight hits and two walks...recorded a 2.0-inning save in Game 4 of the ALDS at BOS...gave up one run, an inside the park homer to Rafael Devers in the 9th inning...that was the only baserunner he allowed...struck out one in the outing...was the first time in club history that a reliever recorded a 2.0-inning save to clinch a postseason series win...recorded the final five outs of ALCS Game 1 to capture his second consecutive save...recorded four strikeouts in his 1.2 innings, allowing one run on one hit, a 9th-inning solo homer by Greg Bird...became the second pitcher in club history to post consecutive saves of at least five outs in the postseason...joined RHP Brad Lidge, who did so in Games 3 and 4 of the 2004 NLCS vs. the Cardinals.

2016: In what was his first season in an Astros uniform, set a career-high in strikeouts (102), becoming the sixth reliever in Astros history with a 100-strikeout season, and the first since RHP Brad Lidge fanned 104 in 2006...tied a career high and led the Astros with 69 appearances...tied a career high in saves, which also tied for the club lead...posted a 13.98 strikeouts per 9.0 innings ratio (102SO/65.2IP), which ranked fifth in club history by a reliever for a single season...the only other relievers in club history to post higher single-season marks were LHP Billy Wagner (1997, 1998, 1999) and RHP Brad Lidge (14.93 in 2004)...ranked third among AL relievers in strikeouts behind RHP Dellin Betances (126) and LHP Andrew Miller (123)...ranked fifth in strikeouts per 9.0 innings...also ranked third among AL relievers in multi-strikeout games (34)...marked the most multi-strikeout games by an Astros reliever since RHP Brad Lidge set the club record with 51 in 2004...opponents hit just .093 with five extra-base hits off his slider...also recorded 84 of his 102 strikeouts via the pitch (80.8%)...ranked fifth among Major League relievers in average fastball velocity (97.2 mph), behind LHP Aroldis Chapman (100.4), RHP Arquimedes Caminero (97.8), RHP Dellin Betances (97.6) and RHP Craig Kimbrel (97.3)...posted a 40 percent swing and miss rate, which ranked third in MLB (min. 100 batters faced) behind RHP Luke Gregerson (42.6%)

and RHP Dellin Betances (41.1%)...his 16.33 strikeouts per 9.0 innings ratio after the All-Star Break (5250/28.2IP) was the highest produced by a Major Leaguer since 1933 (year of first ASG)...was placed on the Paternity List for the birth of his son, Brody, on Aug. 12...activated from the Paternity List on Aug. 15...had a rough start to the season, allowing 12 runs over his first 14 outings and 11.2 innings pitched (9.26 ERA)...rebounded to go 2-3 with a 3.00 ERA (18ER/54IP), 15 saves, 86 strikeouts, 20 walks and 43 hits allowed over his final 55 games of the season (beginning on May 9)...struck out six batters on 36 pitches in 1.2 innings on Aug. 7 vs. TEX...struck out four batters in the 9th inning, becoming the first Astros pitcher with four strikeouts in a single inning since RHP Bud Norris on April 24, 2012 at MIL (3rd inning)...also became the third pitcher since 1913 to record 6 strikeouts in an appearance of less than 2.0 innings, joining Montreal's RHP Steve Kline (Aug. 17, 1999 at SF) and Boston's knuckleballer RHP Tim Wakefield (Aug. 10, 1999 at KC)...recorded nine consecutive saves from Aug. 9-Sept. 10...tied the longest consecutive saves streak by an Astro in 2016 with RHP Will Harris (June 5-July 5)...was the second-longest streak of his career behind a 13-game run in 2015...on Sept. 20 at OAK, earned his 13th save on what was his 26th birthday, working out of a bases loaded, one-out jam...became the sixth pitcher in club history to record a save on his birthday, and the first since RHP Ken Forsch did so on Sept. 8, 1974 vs. SD, on what was his 28th birthday...converted 14 of his last 16 save opportunities (beginning on Aug. 9)...ranked tied for second in the Majors in saves in that span.

2015: Ranked third among National League relievers in ERA (1.80, 14ER/70IP), fourth in home runs per 9.0 innings (0.26, 2HR), tied for fourth in strikeouts (87) and eighth in strikeouts per 9.0 innings (11.19) in his second Major League season...was appointed to the closer's role following the trade of Jonathan Papelbon to Washington on July 28...in 24 games as the Phillies closer, went 1-1 while going 15-for-17 in save chances (88.2%) and posting a 1.71 ERA (5ER/26.1IP), five walks, 33 strikeouts and a .198 opponent batting average (20x101)...his 1.80 ERA was the lowest by a Philadelphia reliever since 2005, when LHP Billy Wagner posted a 1.51 mark...became the fastest Phillies pitcher to reach 100 career strikeouts (77IP) since RHP Brad Lidge (74.2IP)...recorded his 100th career punchout on June 23 at NYY (Brett Gardner)...posted the seventh-lowest road ERA (0.94, 3ER/28.2IP) among all Major League pitchers (min. 25G)...did not allow an earned run in 9.1 innings against American League opponents...made his first career Opening Day roster...went 237 consecutive batters faced without allowing a home run from June 23, 2014 to May 16, 2015...had a 12.0 inning scoreless streak from June 3-28 that spanned 11 games...had a three-game winning streak from July 17-Sept. 12, which was the longest by a Phillies reliever in 2015...had a season-long 14.0 inning scoreless streak from Aug. 12-Sept. 22 (12 games)...allowed just seven base runners over the streak (5 hits, 2 walks, 0.50 WHIP).

2014: Finished fourth in the National League Rookie of the Year voting after leading all NL rookie relievers in ERA (1.18), opponent batting average (.164), strikeouts per 9.0 innings (12.61) and WHIP (0.79), while finishing second in strikeouts (64) and inherited runners scored percentage (14.3%, 2IRS/14IR) (min. 40IP)...among all NL relievers with at least 40 innings pitched, ranked second in ERA, third in WHIP and strikeout to walk ratio (5.82), and fifth in strikeouts per 9.0 innings and opponent batting average...struck out 38.6% of the 166 total batters he faced...trailed only Aroldis Chapman in strikeout rate...became the fastest pitcher in Phillies history to reach 50 career strikeouts, doing so in his first 35.0 innings...surpassed LHP Grant Jackson, who reached 50 strikeouts in his first 39.2 innings in 1967...39 of his 44 appearances were scoreless (89.0%)...was a non-roster invitee to Phillies Spring Training before opening up the season at Double A Reading...moved up to Triple A Lehigh Valley on May 9...was selected to the Major League roster on June 8 and made his Major League debut on June 12 vs. SD, allowing a solo homer in 0.1 of an inning...had three separate scoreless streaks of at least 9.0 innings: 14.2 innings (13 games from June 15-July 19), 9.1 innings (9 games from Aug. 5-22) and 10.0 innings (10 games from Aug. 26-Sept. 13)...went nine straight appearances without issuing a walk from July 1-26 (10.1IP)...earned his first Major League win on Aug. 10 vs. NYM...pitched a scoreless 8th inning, striking out three, in the Phillies combined no-hitter against the Braves on Sept. 1 in Atlanta...retired 25 consecutive batters from Aug. 27-Sept. 13, striking out 13 in that span...earned his first Major League save on Sept. 20 at OAK...was named the Phillies April Minor League Pitcher of the Month after posting a 1.38 ERA in 13.0 April innings at Double A...ended up going 2-0 with 12 saves, a 1.88 ERA (6ER/28.2IP) and 38 strikeouts in 24 appearances between Reading and Lehigh Valley.

MINOR LEAGUES:

2013: Spent the entire season at Class A Advanced Clearwater, going 2-2 with a 6.31 ERA (18ER/25.2IP), 34 strikeouts, 19 walks and a .237 opponent batting average in 24 total games...had two stints on the DL with an oblique strain: April 4-18 and April 21-July 3...following the season, pitched for Peoria in the Arizona Fall League where he was named an AFL Rising Star...**2012:** Began the season at Class A Lakewood before moving up to Class A Advanced Clearwater on July 29...combined to go 4-3 with a 3.51 ERA (32ER/82IP) and 111 strikeouts in 39 games (six starts) between the two levels...eight of his 10 outings with Clearwater were scoreless...participated in the Florida Instructional League following the season...**2011:** Began his pro career in the Rookie Level GCL, making three appearances.

PERSONAL:

Ken and his wife Estela reside in Phoenix, Ariz., in the offseason with their son, Brody.

KENNETH ROBERT GILES

Year	Team	W	L	ERA	G	GS	CG	SHO	SV	IP	H	R	ER	HR	HB	BB	SO	WP	BK	AVG
2011	GCL Phillies (R)	1	1	5.79	3	0	0	0	0	4.2	6	4	3	1	1	3	7	1	0	.333
2012	Lakewood (A)	3	3	3.61	29	6	0	0	5	67.1	54	30	27	5	6	44	86	8	0	.215
	Clearwater (A)	1	0	3.07	10	0	0	0	3	14.2	10	5	5	1	0	6	25	1	0	.182
2013	Clearwater (A)	2	2	6.31	24	0	0	0	6	25.2	23	19	18	4	1	19	34	1	0	.237
2014	Reading (AA)	0	0	1.20	13	0	0	0	7	15.0	8	3	2	0	0	5	29	0	0	.154
	Lehigh Valley (AAA)	2	0	2.63	11	0	0	0	5	13.2	10	4	4	0	1	8	9	1	0	.217
	PHILADELPHIA	3	1	1.18	44	0	0	0	1	45.2	25	7	6	1	0	11	64	1	0	.164
2015	PHILADELPHIA	6	3	1.80	69	0	0	0	15	70.0	59	23	14	2	1	25	87	1	0	.219
2016	HOUSTON	2	5	4.11	69	0	0	0	15	65.2	60	32	30	8	2	25	102	14	0	.234
2017	HOUSTON	1	3	2.30	63	0	0	0	34	62.2	44	16	16	4	1	21	83	3	0	.198
MINOR LEAGUE TOTALS		9	6	3.77	90	6	0	0	26	141.0	111	65	59	11	9	85	190	12	0	.214
MAJOR LEAGUE TOTALS		12	12	2.43	245	0	0	0	65	244.0	188	78	66	15	4	82	336	19	0	.209

DIVISION SERIES RECORD

Year	Team/Opponent	W	L	ERA	G	GS	CG	SHO	SV	IP	H	R	ER	HR	HB	BB	SO	WP	BK	AVG
2017	HOU/BOS	0	0	6.00	2	0	0	0	1	3.0	3	2	2	1	0	0	2	1	0	.250

CHAMPIONSHIP SERIES RECORD

Year	Team/Opponent	W	L	ERA	G	GS	CG	SHO	SV	IP	H	R	ER	HR	HB	BB	SO	WP	BK	AVG
2017	HOU/NYY	0	1	9.00	3	0	0	0	1	3.0	5	3	3	1	0	3	5	1	0	.357

WORLD SERIES SERIES RECORD

Year	Team/Opponent	W	L	ERA	G	GS	CG	SHO	SV	IP	H	R	ER	HR	HB	BB	SO	WP	BK	AVG
2017	HOU/LAD	0	1	27.00	2	0	0	0	0	1.2	4	5	5	1	0	2	3	1	0	.444

GILES CAREER TRANSACTIONS

- Selected by Philadelphia in the seventh round of the June 2011 draft.
- Acquired by Houston from Philadelphia along with IF Jonathan Arauz in exchange for RHP Mark Appel, RHP Harold Arauz, RHP Thomas Eshelman, LHP Brett Oberholtzer and RHP Vince Velasquez on Dec. 12, 2015.

GILES GAME HIGHS

Longest Winning Streak:3 -- July 17-Sept. 12, 2015
Longest Losing Streak:4 -- Oct. 3, 2015-June 6, 2016
Strikeouts:6 -- Aug. 7, 2016 vs. Texas
Walks:3 (4x) -- last, June 24, 2017 at Seattle
Innings (starter):none
Innings (relief):2.1 -- Aug. 27, 2015 vs. New York (NL)
Low-Hit Game (CG):none



MARWIN GONZALEZ

Born: 3/14/89 in Puerto Ordaz, VZ

Resides: Bolivar, VZ

Opening Day Age: 29

ML Service: 5.133

Contract Status: Signed through 2018

Acquired: From Boston in exchange for RHP Marco Duarte and cash on Dec. 8, 2011.

9

IF

YEAR	AGE	TEAM
S/R	6'1	208

TABLE OF CONTENTS

GONZALEZ

PLAYER DEVELOPMENT

2017 REVIEW

OPPONENTS

HISTORY AND RECORDS

SPRING TRAINING

MEDIA INFORMATION

MINUTE MAID PARK

CAREER HIGHLIGHTS

- Versatile infielder has played in 650 games for the Astros over the last six seasons (2012-17)...has played 252 games at shortstop (220 starts), 90 games at third base (60 starts), 167 games at first base (114 starts), 78 games at second base (46 starts), 84 games in left field (65 starts)...has also made three appearances in right field and one appearance in center field in his MLB career.
- Over the last four seasons, has played every position other than catcher and pitcher...is one of two players in club history to have played at least 20 games at each of the following positions: shortstop, third base, first base, second base, left field...the only other Astros player to do this was Bill Spiers from 1996-2001, who played 75 games at shortstop, 381 at third base, 20 at first base, 50 at second base and 31 in left field.
- The valuable utilityman had a career year in 2017 as he surpassed his career highs in batting average (.303), runs (67), hits (138), doubles (34), home runs (23), RBI (90), walks (49), OBP (.377) and SLG (.530)...played in 134 games and started a career-high 120 games...made starts at multiple positions including: 20 at first base, 14 at second base, 15 at third base, 33 at shortstop and 38 in left field.
- In 2017, the 28-year-old ranked among the league leaders in numerous offensive categories including: OPS (7th, .907), batting average (9th, .303) and OBP (9th, .377)...finished 19 overall in AL MVP voting, holding a one percent share of the vote.
- Per the Elias Sports Bureau, became the first player in the modern era of baseball to hit a home run in four straight starts, each at a different position, when he did so from April 27-May 3, 2017...the starts came at second base, third base, left field and first base.
- Had a productive season in 2016, as he set career highs in games played (141), at-bats (484), runs (55), hits (123), doubles (26), triples (3), homers (13), RBI (51), walks (22) and stolen bases (12)...made 118 starts at multiple positions: 74 at first base, 16 at third base, 14 in left field, eight at second base and six at shortstop...also made one appearance in center field...owned a .438 slugging percentage in 92 games at first base...was the highest slugging percentage by an Astros first baseman since Lance Berkman in 2009 (.509) (min. 90 games).
- A switch-hitter, found his stroke against left-handed pitchers in 2015 by batting .295 (41x139) with eight doubles, one triple, six homers, 14 RBI and an .843 OPS (.347 OBP/.496 SLG) against southpaws...in his career, has hit .255 (111x436) against lefties and .258 (280x1086) against righties, with 26 of his 37 homers coming against right-handed pitchers.
- Hit his first MLB homer on May 14, 2012 at PHI, which came as a pinch-hitter, off RHP Joe Blanton...was the first of two Astros players to hit their first MLB homer as a pinch-hitter during the season (also, OF Brandon Barnes)...prior to the 2012 season, the last Astro to hit his first Major League homer as a pinch-hitter was IF Mark Saccomanno on Sept. 8, 2008.
- Went 3x4 with three runs scored on April 9, 2012 vs. ATL (his fourth career game)...became one of three Astros

NOTES

- Was originally signed by Chicago (NL) as a 16-year-old non-drafted free agent from Venezuela on Nov. 23, 2005...signed by Cubs scout Hector Ortega.
- Was taken by Boston with the 10th overall selection in the 2011 Rule 5 Draft...three picks later, the Astros selected RHP Marco Duarte with the first selection in the Triple A phase...the Astros and Red Sox traded these two picks for each other.
- Was one of two Rule 5 draftees that spent the 2012 season on the Astros 25-man roster (also RHP Rhiner Cruz)...since 2009, Houston has had five Rule 5 Draft picks stick with the Major League club for an entire season: also LHP Wesley Wright (2008), RHP Aneurby Rodriguez (2011) and RHP Josh Fields (2013).
- Marwin's brother Mario spent four seasons in the Rangers minor league system from 1992-95.
- Had his team option exercised for the 2018 season on Nov. 3, 2017...is eligible for free agency following the 2018 season.

all-time to record three-or-more hits and three-or-more runs scored in the same game within his first four career games...the last Astro to do so prior to Marwin was OF Kenny Lofton in his MLB debut on Sept. 14, 1991, vs. CIN.

- Was named to the Southern League Midseason All-Star Team in 2011 while with Double A Tennessee.

2017: The 28-year-old had a career-year and one of the best seasons by a utility player in MLB history...was one of the best offensive players in the American League despite not having a regular position...led the AL West Division Champion Astros in RBI and ranked third in OPS (.907) to Altuve (.957) and Correa (.941)...among AL players, ranked sixth in OPS, eighth in OBP (.377), ninth in batting average and 10th in slugging (.530)...became the first player in MLB history to have a season with 30 doubles and 20 homers while appearing in multiple games at all of the following positions: left field, right field, first base, second base, third base, shortstop...played 134 games, but did not play more than 47 games at a single position...appeared in games at these positions: left field (47g), shortstop (38g), first base (31g), second base (22g), third base (19g), right field (2g)...made starts at: left field (38), shortstop (33), first base (20), third base (15), second base (14)...became the first player in MLB history to play at least 19 games at each of these five positions: first base, second base, third base, shortstop, left field...became the first player since Cesar Tovar (1968) to play 19 games at five different positions in a single season...Tovar appeared in 19 games at shortstop, third base, second base, left field and center field...became the third switch-hitter in club history to have a season with an OPS over .900, joining Lance Berkman (2001-06, 2008-09) and Carl Everett (1999)...set career highs in runs (67), hits (138), doubles (34), homers, RBI, walks (49), batting average, on-base percentage, slugging percentage and OPS...ranked third in the AL in at-bat to RBI ratio (5.06, 455AB/90RBI)...improved in nearly every peripheral offensive metric this season...posted a career-high 9.5% walk rate...his 19.2% strikeout rate was his lowest since 2014 (18.7%)...posted a career-low chase rate (29.2%)...was extremely selective with what pitches he swung at, as he posted a career-low 42.2% swing rate, including a 59.8% swing rate on pitches in the strike zone (lowest since his 2012 rookie season)...had been a better hitter from the right side of the plate leading into the year, but that changed in 2017...batted .322 (108x335) with 23 doubles, 18 homers, 74 RBI and a .946 OPS (.394 OBP/.552 SLG) while batting left-handed...ranked sixth in the AL in OPS vs. right-handed pitchers...ranked second in the AL in batting average with runners in scoring position, as he hit .360 (41x114) with eight doubles, seven homers, 67 RBI and a 1.054 OPS (.440 OBP/.614 SLG) in those situations (4th in the AL in OPS w/RISP)...made his sixth consecutive Opening Day roster...did not have a stint on the DL...homered in his first game of the season in a start at first base on April 4 vs. SEA...was a go-ahead solo homer off RHP Hisashi Iwakuma in the 6th inning...improved his batting average vs. Iwakuma to .444 (12x27) and was his second-career homer off him...homered in his second straight start of the season on April 6 vs. SEA...became the seventh player in club history to hit a homer in each of his first two starts of a season, and the first since Carlos Correa in 2016...started the season on a five-game hitting streak, and recorded an RBI in each of his first four starts of the year from April 4-9...the only other players in club history to start the year with a four-game RBI streak: Richard Hidalgo (2001, 2004), Rusty Staub (1968), Eddie Matthews (1967)...posted a career-long, 20-game on-base streak from Sept. 19, 2016-April 14, 2017...in May, ranked second in the AL in batting (.382) and OBP (.461) while ranking tied for second in RBI (22), third in OPS (1.198) and fourth in slugging (.737)...was the fifth-highest OPS ever recorded by an Astros player in a single month of May, and the highest since Lance Berkman's 1.409 OPS in May of 2008...homered in five straight starts from April 27-May 4...became the first Astro to homer in five straight starts since Chris Carter did so in 2015...hit six total homers during his streak...also recorded an RBI in six straight starts from April 26-May 4...per Elias, became the first player in the modern era of baseball to homer in four straight starts, each at a different position, when he did so from April 27-May 3...started at second base, third base, left field and first base...notched the second multi-homer game of his career on May 2 vs. TEX, setting a single-game career-high five RBI...hit a solo homer in the 5th while batting right-handed, and an 8th-inning go-ahead grand slam batting left-handed...was the Astros first grand slam of the season, and first multi-homer game of the year...per Elias, the only other player in club history to hit two homers in a game, including a game-winning grand slam in the 8th inning or later was Kevin Bass on Aug. 20, 1989 vs. CHC...homered from both sides of the plate for the second time in his career in that game on May 2 vs. TEX (also July 26, 2016 vs. NYY)...prior to Gonzalez, the last Astros player to homer from both sides of the plate was Lance Berkman on July 3, 2006 vs. CHC...had an 11-game hitting streak from May 1-16 (second-longest streak of career)...reached base safely in a career-high 30 consecutive starts from April 22-June 12...was the longest streak by an Astro since Altuve's 32-game streak in 2016...had another long on-base streak, this time a 31-game on-base streak from June 14-July 29...was the longest by an Astros player this year and the third-longest by an AL player behind Aaron Judge (32g) and Edwin Encarnacion (32g)...tied his career-high home run total of 13 set in 2016 on June 22 at OAK in his 63rd game of the season...set a single-season career high in homers on July 2 vs. NYY in what was his 65th game...was ejected by homeplate umpire John Libka on July 6 at TOR...was his third career ejection...recorded an RBI in eight consecutive games from July 2-14, totaling 12 RBI in that span...tied the third-longest streak in club history with Lance Berkman (2006) and Morgan Ensberg (2006)...on July 24 at PHI, started at shortstop before moving to left field and second base...became the first player in club history to play all those positions in the same game...did this again later in the year on Sept. 25 at TEX, becoming the first player in MLB history to have multiple games like this in his career, let alone a single season...posted his second 11-game hitting streak from July 17-29...entered September on a 1x23 (.043) run...hit .363 (29x80) with 11 doubles, two homers, 17 RBI and a 1.002 OPS in 22 games in September...among AL players in September, ranked tied for second in doubles and fifth in batting average...recorded the first multi-steal game of his career on Sept. 2 vs. NYM (G2)...had a four-hit, three RBI game

on Sept. 25 at TEX, tying his single-game career-high for hits...played left field, second base and shortstop in the game...became the first player in MLB history to have four hits while playing all those positions in a game...started every postseason game, knocking four doubles and one homer with four RBI...made 17 starts in left field and one at first base...recorded two outfield assists in the playoffs, becoming the second left fielder in club history to record multiple outfield assists in a single postseason, joining Lance Berkman (2005)...recorded his first career postseason hit in Game 1 of the ALDS vs. BOS, a two-run, go-ahead double off LHP Chris Sale in the 4th inning...was also his first career postseason start...notched outfield assists in back-to-back games (ALDS Game 4 at BOS, ALCS Game 1 vs. NYY)...per Elias, became the first outfielder with assists in consecutive playoff games since Jim Rice in the 1986 World Series...hit a game-tying homer in the 9th inning off RHP Kenley Jansen in Game 2 of the World Series at LAD...was his 1st career postseason homer...became the 10th player in World Series history to hit a game-tying home run in the 9th inning, and the first since Kansas City's Alex Gordon in Game 1 of the 2015 World Series...was the first such homer by a visiting player since Boston's Dwight Evans in Game 3 of the 1975 Fall Classic at CIN.

2016: In his fifth Major League season, set career highs in games played (141), at-bats (484), runs (55), hits (123), doubles (26), triples (3), homers (13), RBI (51), walks (22) and stolen bases (12)...made 118 starts at multiple positions: 74 at first base, 16 at third base, 14 in left field, eight at second base and six at shortstop...also made one appearance in center field...owned a .438 slugging percentage in 92 games at first base...was the highest slugging percentage by an Astros first baseman since Lance Berkman in 2009 (.509) (min. 90 games)...made the Opening Day roster for the fifth consecutive year (all with Houston)...spent the entire season on the Astros active roster...missed four games from Sept. 2-5...left the game on Aug. 31, with discomfort in his right hamstring...started at first base on April 5, marking his second career Opening Day start...also started at shortstop for the Astros on Opening Day, 2012...hit a two-run HR on May 6 vs. SEA...was the first multi-run HR of his career and 26th HR of his career...his first 25 career homers were all solo shots...among all players in MLB history without a multi-run HR, the 25 solo HR for Gonzalez were the most, immediately leading Todd Dunwoody (1997-2002) and his 11 career solo HR...started at second base on May 7...became the first AL player in 2016 to start at every infield position...hit a 16th inning walk-off homer on May 11 vs. CLE...it was his second career walkoff homer (last: Aug. 8, 2015 vs. TB)...per Elias the 16th-inning HR was the latest walkoff home run hit during the regular season in Astros franchise history...prior to May 11, the latest game-ending home run hit by an Astros player was by Dickie Thon (14th inning 8/10/83)...prior to Gonzalez, two Astros hit go-ahead home runs in the 16th inning or later in a road game: Billy Hatcher on Sept. 2, 1986 and Ken Caminiti on Aug. 20, 1999...recorded the first multi-homer game of his career on July 26 vs. NYY...switch hitter homered off LHP CC Sabathia and RHP Anthony Swarzak, becoming the first Astros player to homer from both sides of the plate since Lance Berkman on July 3, 2006 vs. CHC (homered off RHP Carlos Marmol and LHP Will Ohman)...had a career-long 13-game hitting streak from July 15-Aug. 3...hit .286 (16x56) with five doubles, four HR and four RBI during the streak, which began on July 15...was tied for the longest hitting streak by an Astros in 2016...played a handful of games for the Tigres de Aragua in the Venezuelan Winter League following the season.

2015: Had a career year as the Astros utility man, posting single-season career highs in games (120), starts (86), hits (96), doubles (18), homers (12), RBI (34), slugging percentage (.442) and OPS (.759)...played all around the diamond, seeing time at first base (43g), shortstop (32g), third base (21g), second base (15g) and left field (15g)...marked his first career starts at first base...hit .295 (41x139) with eight doubles, one triple, six homers, 14 RBI and an .843 OPS (.347 OBP/.496 SLG) against left-handed pitchers...all 12 of his homers were solo shots...batted .278 (15x54) with three homers, eight RBI and an .822 OPS in 16 games against the division-rival Mariners (went 7x23, .304, at Safeco Field)...boosted his career numbers against Seattle to: .304 (35x115) average, eight homers, 15 RBI, .920 OPS (.355 OBP/.565 SLG) in 40 games...moved his career numbers at Safeco Field to: .320 (16x50) average, four homers, six RBI, .970 OPS (.370 OBP/.600 SLG) in 20 games...went 1x2 off RHP Hisashi Iwakuma, propping his career average against him to .571 (8x14)...marked his most career hits against any Major League pitcher...made the Astros Opening Day roster for the fourth consecutive season...spent the entire year with Houston, but did miss seven games in September while nursing various hand injuries...finished ninth in the AL in batting average and OPS in July...hit .364 (20x55) with three doubles, three homers, five RBI and a 1.008 OPS (.426 OBP/.582 SLG) in 20 games during the month...hit a walk-off homer on Aug. 18 vs. TB, becoming the first Astros player with three hits and an extra-inning homer in the same game since Miguel Tejada on June 2, 2009 (Elias Sports Bureau)...over his final 70 games of the year, hit .321 (68x212) with nine doubles, one triple, 10 homers, 21 RBI and an .885 OPS (.371 OBP/.514 SLG)...played in four of the Astros six playoff games as a defensive replacement...marked his first trip to the postseason.

2014: Played in a career-high 103 games with Houston, making 76 starts (64 at SS, 6 at 3B, 5 at 2B, 1 in LF)...became the first Astro to start games at those four positions in one season since IF/OF Brian Bixler (2012)...tallied 285 at-bats, 81 more than his previous high set in 2013, and set career highs in almost every offensive category...switch-hitter batted .333 (13x39) against lefties, and all six of his homers came off righties...made his third straight Opening Day roster and spent the entire season on the active Major League roster for the first time in his career...shared time at shortstop with IF Jonathan Villar and IF Gregorio Petit...played left field, right field and third base on April 11 at TEX...only other player in club history to play those three positions in the same game was IF/OF Bill Spiers on Sept. 21, 1999, at PIT...notched four hits and an RBI on May 26 at KC, marking a career high in hits in a

game...the last Astros shortstop to record four hits in a game was IF Angel Sanchez on April 12, 2011, vs. CHC... went 2x4 in a start on July 1 vs. SEA (one hit off RHP Hisashi Iwakuma)...improved his career numbers against Iwakuma to 7x12 (.583) with a homer and an RBI...became a career .328 (20x61) hitter with five homers, seven RBI and a 1.004 OPS against the Mariners...11 of his 15 doubles of the season came in his last 43 games.

2013: Played in 72 games with Houston, primarily at shortstop (53g), but also saw time at second base (10g) and third base (4g)...all four of his homers came off righties...made his second straight Opening Day roster and split time at shortstop with IF Ronny Cedenó until he was optioned to Triple A on June 24...played in 44 games with Triple A Oklahoma City and was recalled back to Houston on Aug. 14...remained in Houston through the end of the season where he served as the backup shortstop to IF Jonathan Villar...on April 2 vs. TEX, broke up RHP Yu Darvish's perfect-game bid with two outs in the 9th inning by hitting a single up the middle...hit .262 (45x172) with 10 doubles and 15 RBI in 44 games with Triple A OKC...following the season, played for Zulia in the Venezuelan Winter League and hit .297 (22x74) with nine RBI in 23 games.

2012: The 10th overall selection in the 2011 Rule 5 Draft spent the entire 2012 season with the Astros on the Major League roster...hit .234 (48x205) across 80 MLB games, making 38 starts at shortstop, six at third base and four at second base...remained on the Astros roster the entire season, but made stints on the Paternity List (April 27-30) and the Disabled List (June 8-July 15)...his DL time was accrued while recovering from a bruised right heel...also missed more than two weeks (Aug. 31-Sept. 19) of games with a left ankle sprain...started at shortstop for Houston on Opening Day, April 6, 2012, vs. COL...also started the first six games of the season at the position while IF Jed Lowrie began the year on the Disabled List...hit his first MLB homer on May 14 at PHI, which came as a pinch-hitter, off RHP Joe Blanton...was the first of two Astros players to hit their first MLB homer as a PH during the season (also, OF Brandon Barnes on Aug. 13 vs. CHC)...prior to the 2012 season, the last Astro to hit his first ML homer as a PH was IF Mark Saccomanno on Sept. 8, 2008...went 3x4 with three runs scored on April 9 vs. ATL (his fourth career game)...became one of three Astros all-time to record three-or-more hits and three-or-more runs scored in the same game within his first four career games...the last Astro to do so was OF Kenny Lofton in his MLB debut on Sept. 14, 1991, vs. CIN...hit .290 (27x93) with a .353 on-base percentage over a 29-game stretch from May 25-Aug. 6, 2012...had a career day on July 29 vs. PIT, going 3x5 with two doubles and three RBI, helping to snap an Astros 12-game losing streak...hit .333 (13x39) with one homer and 10 RBI in his 13 games on his injury rehab assignment with Triple A OKC...after a slow start to the Spring, posted a .304 (7x23) average with five walks in his last 10 games, which helped him earn a spot on the Major League roster...was selected by Boston in the Rule 5 Draft before being traded to Houston in exchange for RHP Marco Duarte...even though he was acquired in a trade, his Rule 5 status still applied...following the season, played in 18 games for Caracas in the Venezuelan Winter League.

MINOR LEAGUES:

2011: Returned to Double A Tennessee at the onset of the season, appearing in 64 games and hitting .301 (65x216) before being promoted to Triple A Iowa...was named a Southern League Midseason All-Star...combined to hit .288 (119x413) with four home runs and 39 RBI in 124 games at the two levels...posted a .324 (47x145) line with two homers and 14 RBI against lefties and a .269 (72x268) mark against right-handed pitchers...while with Tennessee, played mostly shortstop (45g) and second base (15g), but did see action in two games in the outfield...after his promotion played almost exclusively at shortstop, appearing in 54 games at the position, while committing only four errors for a .983 fielding percentage (4E/239TC)... following the season, played for Caracas in the Venezuelan Winter League, hitting .292 (49x168) with 17 RBI in 42 games...**2010:** Returned to Class A Advanced Daytona for the first 23 games of the season before being promoted to Double A Tennessee...combined to hit .251 (98x390) with four homers and 46 RBI at the two stops...played almost exclusively at shortstop with Tennessee, appearing in 81 games at the position and two games in the outfield...following the season, played for Caracas in the Venezuelan Winter League, hitting .324 (68x210) with two homers and 38 RBI in 59 games...**2009:** Bumped up to Class A Advanced Daytona and played the entire season with the Cubs...played all over the diamond, appearing in games at second base (27g), third base (24g), shortstop (38g), left field (28g) and center field (10g)...marked his first professional appearance as an outfielder...played for Caracas in the Venezuelan Winter League following the season and hit .313 (21x67) with six doubles, two home runs and nine RBI in 24 games...**2008:** Combined to hit .261 (94x360) with 52 RBI in 98 games with Class A Peoria (33g) and Class A Boise (65g)...began the year at Peoria before transferring over to Boise when their season started...would go on to lead the club and finish fourth in the Northwest League with 43 RBI...split his time at second (30g), third (11g) and shortstop (26g) while at Boise...following the season, recorded four at-bats (0x4) for Caracas in the Venezuelan Winter League...**2007:** Repeated the season with the Arizona League Cubs, but played in only 17 games because of injury...**2006:** Combined to hit .227 (35x154) in his first professional action...began the year with the Arizona League Cubs and hit .198 (17x86) before joining the Dominican Summer League Cubs to finish the season...hit four home runs and collected 10 RBI in his 18 games with the DSL Cubs.

PERSONAL:

Marwin and his wife Noel reside in Houston, Texas, in the offseason with their three children.

MARWIN JAVIER GONZALEZ

Year	Team	AVG	G	AB	R	H	2B	3B	HR	RBI	BB	SO	SB	CS	OBP	SLG	SF	SH	HB	E
2006	AZL Cubs (R)	.198	24	86	9	17	4	1	0	11	8	19	0	2	.266	.267	0	0	0	7
	DSL Cubs (R)	.265	18	68	9	18	3	0	4	10	0	14	1	1	.265	.485	0	1	0	1
2007	AZL Cubs (R)	.288	17	59	12	17	3	3	1	10	9	10	1	2	.391	.492	0	0	1	5
	Peoria (A)	.224	33	116	6	26	7	0	0	9	3	15	1	1	.240	.284	2	1	0	10
2009	Boise (A)	.279	65	244	29	68	15	3	0	43	13	36	15	7	.318	.365	2	6	2	12
	Daytona (A)	.241	120	424	43	102	15	4	2	34	26	77	9	8	.287	.309	1	8	2	26
2010	Daytona (A)	.271	23	85	7	23	3	0	0	5	7	13	7	1	.330	.306	1	2	1	0
	Tennessee (AA)	.246	86	305	24	75	11	3	4	41	17	40	6	4	.284	.341	4	3	1	24
2011	Tennessee (AA)	.301	64	216	29	65	18	1	2	20	17	27	4	2	.359	.421	1	2	3	12
	Iowa (AAA)	.274	60	197	24	54	12	1	2	19	16	21	3	1	.326	.376	4	8	1	4
2012	HOUSTON	.234	80	205	21	48	13	0	2	12	13	29	3	3	.280	.327	0	1	0	5
	Oklahoma City (AAA)#	.333	13	39	2	13	4	0	1	10	3	7	0	0	.395	.513	0	0	1	2
2013	HOUSTON	.221	72	204	22	45	8	0	4	14	9	37	6	2	.252	.319	1	8	0	10
	Oklahoma City (AAA)	.262	44	172	16	45	10	1	1	15	8	23	4	1	.293	.349	1	2	0	2
2014	HOUSTON	.277	103	285	33	79	15	1	6	23	17	58	2	4	.327	.400	0	4	4	8
	HOUSTON	.279	120	344	44	96	18	1	12	34	16	74	4	5	.317	.442	0	7	3	8
2015	HOUSTON	.254	141	484	55	123	26	3	13	51	22	118	12	6	.293	.401	1	6	5	8
	HOUSTON	.303	134	455	67	138	34	0	23	90	49	99	8	3	.377	.530	2	3	6	8
MINOR LEAGUE TOTALS		.260	567	2011	210	523	105	17	17	227	127	302	51	30	.306	.355	16	33	12	105
MAJOR LEAGUE TOTALS		.268	650	1977	242	529	114	5	60	224	126	415	35	23	.317	.421	4	29	18	47

#Rehab assignment

WILD CARD GAME RECORD

Year	Team/Opp.	AVG	G	AB	R	H	2B	3B	HR	RBI	BB	SO	SB	CS	OBP	SLG	SF	SH	HB	E
2015	HOU/NYY	.000	1	1	0	0	0	0	0	0	0	1	0	0	.000	.000	0	0	0	0

DIVISION SERIES RECORD

Year	Team/Opp.	AVG	G	AB	R	H	2B	3B	HR	RBI	BB	SO	SB	CS	OBP	SLG	SF	SH	HB	E
2015	HOU/KC	.000	3	2	0	0	0	0	0	0	0	1	0	0	.000	.000	0	0	0	0
2017	HOU/BOS	.200	4	15	2	3	1	0	0	2	0	6	0	0	.294	.267	0	0	2	1
TOTALS		.176	7	17	2	3	1	0	0	2	0	7	0	0	.263	.235	0	0	2	1

CHAMPIONSHIP SERIES RECORD

Year	Team/Opp.	AVG	G	AB	R	H	2B	3B	HR	RBI	BB	SO	SB	CS	OBP	SLG	SF	SH	HB	E
2017	HOU/NYY	.136	7	22	2	3	1	0	0	0	2	4	0	0	.208	.182	0	0	0	0

WORLD SERIES RECORD

Year	Team/Opp.	AVG	G	AB	R	H	2B	3B	HR	RBI	BB	SO	SB	CS	OBP	SLG	SF	SH	HB	E
2017	HOU/LAD	.208	7	24	3	5	2	0	1	2	4	5	0	0	.321	.417	0	0	0	0

GONZALEZ CAREER TRANSACTIONS

- Signed by Chicago (NL) as a non-drafted free agent on Nov. 23, 2005.
- Selected by Boston from Chicago in the Major League Rule 5 Draft on Dec. 8, 2011.
- Acquired by Houston from Boston in exchange for RHP Marco Duarte and cash considerations on Dec. 8, 2011.
- On Disabled List, June 8- July 15, 2012 (bruised right heel).

GONZALEZ GAME HIGHS

Hits:	4 (3x) -- last, Sept. 25, 2017 at Texas
Home Runs:	2 (2x) -- last, May 2, 2017 vs. Texas
RBI:	5 -- May 2, 2017 vs. Texas
Stolen Bases:	2 -- Sept. 2, 2017 vs. New York (NL)
Longest Hitting Streak:	13 -- July 15-Aug. 3, 2016
Career Grand Slams (1):	1 -- May 2, 2017 vs. Texas (Keone Kela)

LEADOFF HR

PINCH-HIT HR

WALK-OFF HR

No.	Date	Opp.	Pitcher	No.	Date	Opp.	Pitcher	No.	Date	Opp.	Pitcher
none				1	5/14/12	@ PHI	Blanton	1	8/18/15	TB	Boxberger
				2	7/22/17	@ BAL	O'Day	2	5/11/16	CLE	Anderson

TABLE OF CONTENTS
GONZALEZ
PLAYER DEVELOPMENT
2017 REVIEW
OPPONENTS
HISTORY AND RECORDS
SPRING TRAINING
MEDIA INFORMATION
MINUTE MAID PARK

GONZALEZ CAREER FIELDING

YEAR	POSITION	PCT.	G	PO	A	E	TC	DP
2017	First Base	.988	31	151	14	2	167	16
	Second Base	.986	22	24	45	1	70	17
	Third Base	.932	19	12	29	3	44	2
	Shortstop	.984	38	39	88	2	129	23
	Outfield	1.000	48	48	2	0	50	0
TOTALS	First Base	.992	167	996	97	9	1102	87
	Second Base	.989	78	89	177	3	269	41
	Third Base	.952	90	38	122	8	168	6
	Shortstop	.973	252	288	642	26	956	134
	Outfield	.990	86	98	4	1	103	1

ANTHONY
GOSE

Bats/Throws: Left/Left

Resides: Bellflower, CA

Born: 8/10/90 in Bellflower, CA

ML Service: 2.125

Opening Day Age: 27

Contract Status: Signed through 2018

Acquired: Selected from Texas in the Major League Rule 5 Draft on Dec. 14, 2017.

26

LHP

HT	WT	DOB
L/L	6'1"	190

CAREER HIGHLIGHTS

- The hard-throwing left-handed pitcher is entering his sixth Major League season and first with Houston after being selected in the Major League Rule 5 draft...was previously an outfielder for Toronto (2012-14) and Detroit (2015-16) before converting to pitcher last season...compiled a .240 (271x1128) batting average with 47 doubles, 19 triples, 12 homers, 69 RBI and 57 stolen bases in 372 games in his five Major League seasons as an outfielder.
- In 2017, the former outfielder converted to pitching full time...he went 0-2 with a 7.59 ERA (9ER/10.2IP) in 11 appearances for Class A Lakeland...posted an 11.82 strikeouts per 9.0 innings ratio (14SO/10.2IP) while issuing six walks.
- In two Major League seasons with Detroit (2015-16), he batted .247 (142x576) with 26 doubles, 10 triples, seven homers, 33 RBI and 23 stolen bases...he set career highs in numerous offensive categories during his 2015 campaign including: games (140), hits (123), doubles (24), triples (8), home runs (5), RBI (26), stolen bases (23), walks (45) and OBP (.321).
- Made his Major League debut at 21 years old with Toronto...in three seasons with the organization (2012-14) he batted .234 (129x552) with 21 doubles, nine triples, five homers, 36 RBI and 34 stolen bases.
- Batted .252 (738x2928) with 121 doubles, 50 triples, 44 homers, 276 RBI and 288 stolen bases in 758 minor league games in the Philadelphia, Toronto and Detroit organizations.
- In 2012, was tabbed as an MiLB.com Organization All-Star for Toronto after batting .286 (120x420) with 21 doubles, 10 triples, five homers, 43 RBI and 34 stolen bases in 102 games for Triple A Las Vegas...was also selected to participate in the 2012 MLB All-Star Future Game.
- In 2011, was named a post-season Eastern League All-Star after batting .253 (129x509) with 20 doubles, seven triples, 16 homers, 59 RBI and 70 stolen bases in 137 games for Double A New Hampshire...was also tabbed



NOTES

- Last name is pronounced: goes.
- Graduated from Bellflower High School (CA) in 2008...hit .443 with 31 stolen bases as a senior in 2009...also excelled as a pitcher as he owned a 0.63 ERA and struck out 124 batters...earned Rawlings First Team All-American honors his senior season.
- Selected by Philadelphia in the second round (51st overall) of the 2008 draft as an outfielder.
- Was originally acquired by Houston with Jonathan Villar and J.A. Happ from Philadelphia in exchange for Roy Oswalt on July 29, 2010...that same day, the Astros traded him to Toronto in exchange for Brett Wallace.
- Signed as a minor league free agent with Texas on Dec. 4, 2017...was selected by Houston from Texas in the Major League Rule 5 Draft on Dec. 14, 2017...as a Rule 5 pick, he must remain on the Astros active roster for the entire 2018 season, or be offered back to Texas.

as an MiLB.com Organization All-Star for Toronto...was named to the 2011 Arizona Fall League's Rising Stars Game after a successful stint with Phoenix...posted a .781 OPS (.348 OBP/.433 SLG) in in 29 games with the Desert Dogs.

- Earned post-season Florida State League All-Star honors in 2010 after splitting the campaign between Class A Dunedin and Clearwater...batted .262 (134x512) with 20 doubles, 13 triples, seven homers, 27 RBI and 45 stolen bases in 130 games.
- Was a mid-season and post-season South Atlantic League All-Star in 2009 for Class A Lakewood...batted .259 (132x510) with 24 doubles, nine triples, two homers, 52 RBI and 76 stolen bases in 131 games.
- Rated by *Baseball America* as the 'Best Defensive Outfielder' in four consecutive seasons while a member of the Philadelphia and Toronto systems (2008-11)...was also rated as the 'Fastest Baserunner' twice (2010-11) and the 'Best Outfield Arm' once (2010)...in Philadelphia's system, was rated No. 15 in 2008 and No. 6 in 2009...in Toronto's system, was rated No. 4 in 2010 and No. 2 in 2011...was also rated as the No. 39 prospect overall in the *Baseball America* Top 100 rankings in 2011.

2017: Spent the entire 2017 season in Class A Lakeland as he converted from outfielder to pitcher...made 11 relief appearances for the ballclub, going 0-2 with a 7.59 ERA (9ER/10.2IP) while fanning 14 batters and issuing six walks...held a 19.29 ERA (5ER/2.1) after allowing at least a run in each of his first three professional pitching outings...did not allow a run to score in consecutive appearances from June 9-12 before surrendering a season high four earned runs on June 15 at Clearwater...allowed only one hit and no runs over his final five games of the year spanning 6.1 innings...lowered his ERA from 18.69 (9ER/4.1IP) to 7.59 (9ER/10.2IP) during that span.

2016: Split the 2016 season between Detroit, Triple A Toledo and Double A Erie...made the Tigers Opening Day roster for the second straight season...hit the first Opening Day home run of his career and tied a career high with three runs scored on April 5 at Miami...optioned to Triple A Toledo on May 16 -- played in 50 games with the Mud Hens and hit .185 (34x184) with 22 runs scored, eight doubles, two triples, one home run and 13 RBI...had his option transferred to Double A Erie on July 13 -- batted .224 (35x156) with 16 runs scored, four doubles, six home runs and 27 RBI in 40 games with the SeaWolves...hit safely in six straight games from August 3-9, batting .480 (12x25) with seven runs scored, two doubles, three home runs and eight RBI during the streak...went 3x6 with a home run and a season-high four RBI on September 5 at Binghamton.

2015: Finished his first season with the Tigers in 2015 and established career highs in games played (140), at-bats (485), runs scored (73), hits (123), doubles (24), triples (8), home runs (5), RBI (26), walks (45), stolen bases (23) and multi-hit games (32)...ranked ninth in the American League with 23 stolen bases, while he was tied for ninth with eight triples...had consecutive three-hit games on April 8 and April 9 vs. Minnesota -- became the first Tigers player to record two three-hit games in the first three games of a season since Austin Jackson in 2012...hit his first career leadoff home run on April 15 at Cleveland off Corey Kluber -- also hit a leadoff home run on September 3 at Kansas City off Edinson Volquez...posted a .314 (16x51) batting average with eight runs scored, three doubles, one triple, one home run and six RBI in April...recorded the first four-hit game of his major league career on May 14 vs. Minnesota, finishing the game 4x5 with two runs scored and a triple...hit .314 (33x105) with 13 runs scored, seven doubles, two triples and five RBI in 27 games during the month of May...hit safely in a career-high 11 straight games from June 28-July 17, batting .385 (15x39) with eight runs scored, four doubles, one triple, one home run and three RBI during the streak...reached base safely in 16 straight games from September 1-20, establishing a new career high...compiled a .192 (14x73) batting average against lefthanded pitchers...hit .265 (109x412) vs. righthanded pitchers...posted a .265 (65x245) batting average at Comerica Park...batted .242 (58x240) in road games...hit .282 (72x255) with 38 runs scored, 13 doubles, four triples, two home runs and 13 RBI before the All-Star break...hit .222 (51x230) with 35 runs scored, 11 doubles, four triples, three home runs and 13 RBI following the All-Star break.

2014: Appeared in a career-high 94 games as he spent the majority of the season at the major league level with the Blue Jays in 2014...assigned to Triple A Buffalo to begin the season...recalled from Buffalo by Toronto as the 26th man for that day's doubleheader on April 17 -- optioned back following the games...recalled from Buffalo by Toronto on May 1 -- knocked a season-best two RBI that same day...optioned to Buffalo by Toronto on May 4...recalled from Buffalo by Toronto on May 15...batted .295 (14x44) with four runs scored, three doubles and three RBI in 18 games during May...optioned to Buffalo by Toronto on June 17...recalled from Buffalo by Toronto on June 23...optioned to Buffalo by Toronto on July 4...recalled from Buffalo by Toronto on July 12...swiped two bases in back-to-back games July 22-23 vs. Boston...optioned to Buffalo by Toronto on August 15...had back-to-back four RBI games on August 19 and 20 vs. Rochester...stole four bases on August 21 vs. Scranton/Wilkes-Barre...batted .244 (50x205) with 29 runs scored, five doubles, two triples, four home runs and 25 RBI in 51 games with Triple A Buffalo...recalled from Buffalo by Toronto on September 2...scored a career-high three runs on September 10 vs. Chicago (AL).

2013: Split the 2013 season between Toronto and Triple A Buffalo, appearing in 52 games at the major league level...assigned to Triple A Buffalo to begin the season...recorded a season-high three hits on Opening Day vs. Rochester...recalled from Buffalo by Toronto on May 20...optioned to Buffalo by Toronto on June 5...batted .239 (94x393) in 106 games with Triple A Buffalo...recalled from Buffalo by Toronto for the remainder of the season on August 16...connected for his first career grand slam on September 10 vs. Los Angeles (AL) -- collected a season-high four RBI that same day...had multi-hit games in back-to-back outings on September 14-15...established a career high with three hits on September 19 vs. New York (AL)...batted .259 (38x147) with 15 runs scored, six doubles, five triples, two

home runs and 12 RBI in 52 games with Toronto...played for La Guaira in the Venezuelan Winter League -- batted .160 (4x25) in seven games.

2012: Saw action in 56 games with Toronto in 2012, as he spent the majority of the season with Triple A Las Vegas... named a 2012 MiLB organizational All-Star...tied for third in franchise history with 15 stolen bases his rookie season... assigned to Triple A Las Vegas to begin the season...compiled a season-high, 12-game hitting streak May 17-June 1...recorded multiple hits in six straight games from May 25-29...hit .364 (44x121) in 29 games during May...had his contract purchased from Las Vegas by Toronto on July 17 -- made his major league debut and collected his first major league hit with a bunt single that same night...optioned to Las Vegas by Toronto on August 24...recalled from Las Vegas by Toronto for the remainder of the season on September 4...collected his first major league home run with a three-run shot off Andrew Bailey and the Red Sox on September 8 -- established a career high with five RBI that same game...compiled a career-high five-game hitting streak September 24-28 -- batted .312 (5x16) during that stretch...connected for his first career walkoff hit with a walkoff single in the bottom of the 10th inning on October 1 vs. Minnesota...batted .262 (22x84) with 16 runs scored, four doubles, two triples, one home run and nine RBI in 28 games during September/October.

MINOR LEAGUES:

2011: Selected to the Eastern League's postseason All-Star squad in 2011, as he completed his first full season in the Blue Jays organization...named the fastest baserunner in the Eastern League following the season by *Baseball America*...tabbed a MiLB.com organizational All-Star...led the Eastern League with 70 stolen bases, while he was third in all of the minor leagues with 70 thefts...collected a season-high four RBI on May 14 at Reading...batted .296 (32x108) with 18 RBI in 31 games during May...hit .322 (28x87) with runners on and two outs...selected to participate in the Arizona Fall League following the season -- appeared in 29 games with the Phoenix Desert Dogs, batting .250 (30x120) with 19 RBI in 29 games...**2010:** Opened the season in the Philadelphia organization before being acquired by Houston in exchange for Roy Oswalt on July 29, 2010 -- acquired by Toronto from Houston in exchange for Brett Wallace later that same day...selected to the Florida State League's postseason All-Star squad...led the Florida State League with 45 stolen bases, while he was tied for first with 13 triples, second with 88 runs scored, seventh with 134 hits, and tied for ninth with 201 total bases...sidelined August 28-September 29 with a right hand fracture...combined to hit .262 with 20 doubles, 13 triples, seven home runs and 45 stolen bases in 130 games between Single A Clearwater and Single A Dunedin...**2009:** Named to the Southeastern League's midseason and postseason All-Star squads in 2009...led all minor league players with 76 stolen bases...led the Southeastern League with 510 at-bats and nine triples... batted .259 (132x510) with 72 runs scored, 24 doubles, nine triples, two home runs and 52 RBI in 131 games with Lakewood...**2008:** Began his pro career in the Rookie Level GCL, appearing in 11 games.

ANTHONY ROBERT GOSE

Year	Team	AVG	G	AB	R	H	2B	3B	HR	RBI	BB	SO	SB	CS	OBP	SLG	SF	SH	HB	E
2008	GCL Phillies (R)	.256	11	39	4	10	2	1	0	3	1	12	3	1	.293	.359	0	0	1	0
2009	Lakewood (A)	.259	131	510	72	132	24	9	2	52	35	110	76	20	.323	.353	3	9	15	7
2010	Clearwater (A)	.262	130	512	88	134	20	13	7	27	45	132	45	32	.332	.393	1	7	9	5
	Dunedin (A)	.255	27	94	21	24	3	2	3	6	13	29	9	5	.360	.426	1	2	3	1
2011	New Hampshire (AA)	.253	137	509	87	129	20	7	16	59	62	154	70	15	.349	.415	1	2	13	3
2012	Las Vegas (AAA)	.286	102	479	87	120	21	10	5	43	49	101	34	12	.366	.419	1	4	5	6
	TORONTO	.223	56	166	25	37	7	3	1	11	17	59	15	3	.303	.319	0	4	2	1
2013	Buffalo (AAA)	.239	106	393	64	94	17	6	3	27	38	121	22	13	.316	.336	2	3	7	6
	TORONTO	.259	52	147	15	38	6	5	2	12	5	37	4	3	.283	.408	0	1	0	4
2014	Buffalo (AAA)	.244	51	224	29	50	5	2	4	25	17	65	21	8	.305	.346	0	1	1	1
	TORONTO	.226	94	239	31	54	8	1	2	13	25	74	15	5	.226	.293	1	4	5	1
2015	DETROIT	.254	140	485	73	123	24	8	5	26	45	145	23	11	.321	.367	0	2	3	4
2016	DETROIT	.209	30	91	11	19	2	2	2	7	9	38	0	1	.287	.341	0	0	1	0
	Toledo (AAA)	.185	50	184	22	34	8	2	1	13	15	75	6	1	.255	.266	2	2	3	2
	Erie (AA)	.224	40	156	16	35	4	0	6	27	17	54	11	4	.301	.365	0	0	0	1
MINOR LEAGUE TOTALS		.252	758	2928	469	738	121	50	44	276	279	824	288	106	.327	.373	10	28	54	32
MAJOR LEAGUE TOTALS		.240	372	1128	155	271	47	19	12	67	101	353	57	23	.309	.348	1	11	11	10

Year	Team	W	L	ERA	G	GS	CG	SHO	SV	IP	H	R	ER	HR	HB	BB	SO	WP	BK	AVG
2017	Lakeland (A)	0	2	7.59	11	0	0	0	0	10.2	7	9	9	0	1	6	14	0	0	.189

GOSE CAREER TRANSACTIONS

- Selected by Philadelphia in the second round (51st overall) of the June 2008 draft.
- Acquired by Houston from Philadelphia along with LHP J.A. Happ and IF Jonathan Villar in exchange for RHP Roy Oswalt on July 29, 2010.
- Acquired by Toronto from Houston in exchange for IF Brett Wallace on July 29, 2010.
- Acquired by Detroit from Toronto in exchange for IF Devon Travis on Nov. 13, 2014.
- Signed by Texas as a minor league free agent on Dec. 4, 2017.
- Selected by Houston from Texas in the Major League Rule 5 Draft on Dec. 14, 2017.

GOSE GAME HIGHS

Hits:	4	– May 14, 2015 vs. Minnesota
Home Runs:	1 (12x)	– April 28, 2016 vs. Oakland
RBI:	5	– Sept. 8, 2012 at Boston
Stolen Bases:	2 (7x)	– Aug. 2, 2015 at Baltimore
Longest Hitting Streak:	11	– June 28-July 17, 2015
Career Grand Slams (1):	1	– Sept. 10, 2013 vs. Los Angeles (AL) (Jerome Williams)

LEADOFF HR

PINCH-HIT HR

WALK-OFF HR

No.	Date	Opp.	Pitcher	No.	Date	Opp.	Pitcher	No.	Date	Opp.	Pitcher
1	4/11/15	@ CLE	Kluber								
2	9/3/15	@ KCR	Volquez								

GOSE CAREER FIELDING

YEAR	POSITION	PCT.	G	PO	A	E	TC	DP
2017	-	-	-	-	-	-	-	-
TOTALS	Outfield	.988	358	785	13	10	808	3



REYMIN GUDUAN

Born: 3/16/92 in San Pedro de Macoris, DR **Resides:** San Pedro de Macoris, DR

Opening Day Age: 26

ML Service: 0.068

Contract Status: Signed through 2018

Acquired: Signed as a non-drafted free agent on Sept. 22, 2009.

64

LHP

HT	WEIGHT	SEASON
L/L	6'4"	210

CAREER HIGHLIGHTS

- Hard-throwing lefty reliever made his MLB debut in 2017 in what was his eighth professional season...struck out 16 batters in 16.0 innings across 22 games and five stints with the Astros.
- His average fastball velocity of 95.4 miles per hour was the sixth-hardest among all American League left-handed pitchers in 2017, behind Aroldis Chapman (100.2), Jose Alvarado (98.5), Tanner Scott (98.0), James Pazos (96.0) and James Paxton (95.9).
- Made his Major League debut on May 31 at MIN, tossing 2.0 innings with two strikeouts in an Astros 17-6 blowout win...became the fifth left-handed reliever in club history to throw multiple innings with multiple strikeouts in his MLB debut, and the first since Wilfredo Rodriguez did so on Sept. 21, 2001 vs. CHC.
- Has always posted strong strikeout numbers in his career, as he owns a 10.67 strikeouts per 9.0 innings ratio (355SO/299.1IP) in 177 career minor league appearances...in 2017, made great strides in limiting his walks...in 46.0 innings at Triple A Fresno in 2017, allowed just 14 walks for a 2.74 walks per 9.0 innings ratio...his walks per 9.0 innings ratios in the three seasons leading up to 2017 were as follows: 5.95 in 2016 (37BB/56IP), 6.50 in 2015 (33BB/45.2IP), 5.48 in 2014 (27BB/44.1IP).
- Entered the 2017 season ranked as the Astros No. 27 prospect per MLB.com.



NOTES

- **Full name is pronounced: ray-MEEN goo-DWAHN.**
- **Signed by the Astros as a 17-year-old non-drafted free agent out of the Dominican Republic on Sept. 22, 2009...signed by Astros scouts Felix Francisco and Rafael Belen.**
- **Was added to the Astros 40-man roster on Nov. 5, 2016...this marks his second consecutive trip to Major League Spring Training.**

2017: Made his Major League debut, posting a 7.88 ERA (14ER/16IP) with 16 strikeouts across 22 games with the Astros...had five stints with the Major League club...was with the club in Major League Spring Training, but opened the season with Triple A Fresno...recalled to Houston on May 31 and was optioned on June 6...recalled again on June 23 before getting optioned on June 30...recalled on July 15 and optioned on July 21...recalled on July 30 and optioned on Aug. 14...recalled to Houston on Sept. 2 where he remained through the end of the season...made his Major League debut on May 31 at MIN, tossing 2.0 innings with two strikeouts in an Astros 17-6 blowout win...became the fifth left-handed reliever in club history to throw multiple innings with multiple strikeouts in his MLB debut, and the first since Wilfredo Rodriguez did so on Sept. 21, 2001 vs. CHC...struck out a career-high three batters in 1.0 inning on June 30 vs. NYY...was scoreless in a career-long eight consecutive outings from July 17 through Aug. 8...registered his only hold of the season on June 5 at KC...spent a majority of his season with the Triple A Fresno Grizzlies...went 5-7 with a 5.87 ERA (30ER/46IP) in 39 appearances out of the bullpen with the Grizzlies...struck out 47 batters for a 9.20 strikeouts per 9.0 innings ratio...won a career-high seven games...posted a career-low 2.74 walks per 9.0 innings ratio (14BB/46IP)...prior to this season, his career-low walks per 9.0 innings ratio was 5.09, set in 2013 (13BB/23IP).

MINOR LEAGUES:

2016: Split his season between Double A Corpus Christi (9g) and Triple A Fresno (34g), combining to go 3-3 with two saves, a 4.18 ERA (26ER/56IP) and 63 strikeouts in 43 appearances...made one appearance for the Astros at Spring Training, earning a save in 1.0 scoreless inning as a minor league call-up...broke camp with Corpus Christi and spent over a month with the Hooks before a promotion to Triple A on May 12...made nine appearances for the Hooks, going 1-0 with a 0.69 ERA (1ER/13IP) with 19 strikeouts...after his promotion, posted a 2-3 record and a 5.23 ERA (25ER/43IP) in 34 games for the Grizzlies...held lefties to a .213 opponent batting average while at Triple A...pitched for the Gigantes del Cibao in the Dominican Winter League and made 14 appearances with eight strikeouts in 8.0 innings...**2015:** Pitched at three levels in the Astros minor league system, advancing from

Class A Quad Cities (6g) to Advanced Class A Lancaster (13g) to Corpus Christi (16g)...combined to go 4-6 with four saves and a 5.52 ERA (28ER/45.2IP) in 35 appearances...posted 59 strikeouts in 45.2 innings, while allowing a .220 opponent batting average on the season...posted a 0.75 ERA (1ER/12IP) in six games at Quad Cities before a promotion to Lancaster on May 21...picked up four saves in five opportunities and posted a 3.12 ERA (6ER/17.1IP) in 13 games for the JetHawks before another promotion to Corpus Christi on July 2...finished the season with the Hooks, making 16 appearances...pitched for the Gigantes del Cibao in the Dominican Winter League and made 13 appearances with a 4.22 ERA (5ER/10.2IP)...**2014:** Pitched the entire season at Rookie Level Greeneville, where he went 2-5 with a 4.47 ERA (22ER/44.1IP) in 13 games, including nine starts...bounced between the starter and reliever role all season, going 1-1 with a 3.27 ERA (4ER/11IP) in relief...**2013:** Pitched the majority of his season in the Gulf Coast League, making 10 appearances for the Astros, including two starts...marked his second consecutive year in the GCL...his first eight appearances all came in relief before ending the season with two starts...his final start came on Aug. 27 vs. the GCL Tigers, in which he tossed a season-high 5.0 scoreless frames, allowing just two hits...following that outing, was promoted to Triple A Oklahoma City and made one relief appearance (1ER/2.1IP) to cap his season...**2012:** Pitched two months in the GCL, posting a 1-1 record and a 5.40 ERA (11ER/18.1IP) in eight games, including three starts...fanned 16 and walked 16 in his 18.1 innings pitched...**2011:** Returned to the DSL for his second season, making 13 appearances, all starts, and going 1-3 with a 2.17 ERA (11ER/45.2IP)...posted 61 strikeouts in 45.2 innings, while allowing a .193 opponent batting average...**2010:** As an 18-year-old in the DSL, made 14 appearances, including four starts...went 1-2 with a 11.95 ERA (27ER/20.1IP), 31 walks and 19 strikeouts.

REYMIN YOJAIRO GUDUAN

Year	Team	W	L	ERA	G	GS	CGSHO	SV	IP	H	R	ER	HR	HB	BB	SO	WP	BK	AVG
2010	DSL Astros (R)	1	2	11.95	15	4	0	0	20.1	38	34	27	0	3	31	19	10	1	.384
2011	DSL Astros (R)	1	3	2.17	13	13	0	0	45.2	31	19	11	0	4	42	61	13	0	.193
2012	GCL Astros (R)	1	1	5.40	8	3	0	0	18.1	26	11	11	1	0	16	16	4	2	.342
2013	GCL Astros (R)	0	1	4.35	10	2	0	0	20.2	19	16	10	3	3	10	28	2	1	.235
	Oklahoma City (AAA)	0	0	3.86	1	0	0	0	2.1	1	1	1	0	1	3	4	0	0	.143
2014	Greeneville (R)	2	5	4.47	13	9	0	0	44.1	53	32	22	2	2	27	58	8	0	.286
2015	Quad Cities (A)	3	0	0.75	6	0	0	0	12.0	6	1	1	0	1	3	15	1	0	.146
	Lancaster (A)	0	3	3.12	13	0	0	4	17.1	12	9	6	0	0	11	25	3	0	.188
	Corpus Christi (AA)	1	3	11.57	16	0	0	0	16.1	20	23	21	3	0	19	19	5	1	.294
2016	Corpus Christi (AA)	1	0	0.69	9	0	0	2	13.0	7	1	1	1	0	3	19	0	0	.156
	Fresno (AAA)	2	3	5.23	34	0	0	0	43.0	43	25	25	2	0	34	44	8	0	.256
2017	Fresno (AAA)	5	7	5.87	39	0	0	1	46.0	61	33	30	4	1	14	47	6	1	.316
	HOUSTON	0	0	7.88	22	0	0	0	16.0	24	14	14	1	0	12	16	3	0	.338
	MINOR LEAGUE TOTALS	17	28	4.99	177	31	0	0	7 299.1	317	205	166	16	15	213	355	60	6	.267
	MAJOR LEAGUE TOTALS	0	0	7.88	22	0	0	0	16.0	24	14	14	1	0	12	16	3	0	.338

GUDUAN CAREER TRANSACTIONS

- Signed by Houston as a non-drafted free agent on Sept. 22, 2009.

GUDUAN GAME HIGHS

Longest Winning Streak:none
Longest Losing Streak:none
Strikeouts:3 -- June 29, 2017 vs. Oakland
Walks:5 -- Sept. 9, 2017 at Oakland
Innings (starter):none
Innings (relief):2.0 (2x) -- last, June 23, 2017 at Seattle
Low-Hit Game (CG):none



YULI GURRIEL

Born: 6/9/84 in Sancti Spiritus, Cuba **Resides:** Miami, FL
Opening Day Age: 33 **ML Service:** 1.043
Contract Status: Signed through 2020
Acquired: Signed as a free agent on July 16, 2016.

10

IF

HT	WT	DOB
6'0"	201	

CAREER HIGHLIGHTS

- Is entering his third Major League season after spending 15 years as one of the most-heralded international players in the world...has posted a .291 (192x659) batting average with 82 runs, 50 doubles, one triple, 21 homers, 90 RBI and a .790 OPS (.324 OBP/.466 SLG) in 175 career games in the Majors.
- Has become one of the top contact hitters in baseball...his 10.6% strikeout rate (74SO/701PA) since his debut season in 2016 is the fifth-lowest in baseball in that span (min. 700PA), trailing only Joe Panik (9.2%), Andrelton Simmons (9.3%), José Ramírez (10.4%) and Dustin Pedroia (10.4%).
- In 2017, finished fourth in the AL Rookie of the Year voting and was named the Astros Rookie of the Year by the Houston Chapter of the BBWAA after batting .299 (158x529) with 43 doubles, 18 homers, 75 RBI and an .817 OPS...set franchise rookie records for doubles, total bases (257), extra-base hits (62) and slugging percentage (.485)...his 43 doubles were the most by an AL rookie since Nomar Garciaparra hit 44 in 1997.
- A natural third baseman, worked to become a solid defensive first baseman in 2017, making 130 starts at the position...led all Major League first basemen in total 'scoops' with 51, per STATS LLC...also ranked third in successful scoop percentage (87.9%, min. 35 chances), behind only Joe Mauer (92%) and Ryan Zimmerman (88.6%).
- Made his much-anticipated Major League debut with the Astros on Aug. 21 at BAL and singled in his first at-bat off RHP Yovani Gallardo...got off to a torrid start to his career, as he hit .344 over his first 19 games in the Majors, including a nine-game hitting streak from Sept. 4-12, 2016.
- Recorded 21 hits in the 2017 postseason, marking the second-most hits recorded by a rookie in a single postseason in MLB history...fell one hit shy of Derek Jeter's record set in 1996...his 21 hits marked the most by a Cuban-born player in a single postseason in MLB history.
- Set MLB records for extra-base hits (10) and doubles (7) by a rookie in a single postseason.
- Became the eighth rookie in MLB history to hit multiple home runs in a single World Series, joining Michael Conforto (2015), Andruw Jones (1996), Willie McGee (1982), Reggie Smith (1967), Tony Kubek (1957), Jim Gilliam (1953) and Charlie Keller (1939).
- Spent parts of 15 seasons playing in Cuba's Serie Nacional for Sancti Spiritus (2001-13) and Industriales (2014-



NOTES

- Is the son of Cuban Serie Nacional star, Lourdes Gurriel who also managed Yulieski during his career in Cuba...is the brother of Lourdes Gurriel Jr. and Yunieski Gurriel, who both played in the Serie Nacional... Lourdes Jr. currently plays in the Toronto Blue Jays minor league system.
- Internationally, played for the Cuban National Team, which won the gold medal in the 2004 Olympics and the silver in the 2008 Olympics...also represented Cuba in the 2006, 2009 and 2013 World Baseball Classics...was named to the 2006 World Baseball Classic All-Tournament Team...also played with the Cuban National Team in the Baseball World Cup, International Cup, Pan American Games and Central American and Caribbean Games.
- Was one of nine Cuban players signed or acquired by the Astros from 2015-16, joining IF/OF Yordan Alvarez, RHP Rogelio Armenteros, OF Norberto Castellanos, CF Alejandro Garcia, LHP Cionel Perez, RHP Yoanys Quiala, SS Anibal Sierra and RHP Carlos Sierra.
- Became the eighth Cuban-born player (fourth position player) to play in the Majors with Houston...also: OF Roman Mejias (1962), LHP Mike Cuellar (1965-68), RHP Aurelio Monteagudo (1966), IF Marty Martinez (1969-71), OF Sandy Valdespino (1969), RHP Oscar Zamora (1978) and LHP Raul Valdes (2014).
- Was signed by Houston as a Major League free agent on July 16, 2016...was signed to a five-year deal that runs through the 2020 season.

15)...also played the latter part of the 2014 season in the Japan Central League with Yokohama...between both foreign leagues, hit .335 (1585x4735) with 250 homers, 1,018 RBI, 121 stolen bases and a .997 OPS (.417 OBP/.580 SLG) in his international career.

- Was named the MVP of the Cuban Serie Nacional in 2005 and 2006, while playing for Sancti Spiritus.

2017: Had a spectacular first full season in the Major Leagues as a 33-year-old rookie...was still considered a rookie because he recorded 130 at-bats in 2016, falling one at-bat shy of exceeding the MLB rookie threshold... set franchise rookie records for doubles (43), total bases (257), extra-base hits (62) and slugging percentage (.485)...broke the record for extra-base hits and doubles set by Hunter Pence (56 XBH, 30 doubles) in 2007, the record for total bases set by Joe Morgan (251) in 1965 and the record for slugging percentage set by Jeff Bagwell (.437) in 1991...led the Astros and all Major League rookies with 43 doubles, which also ranked tied for seventh in the AL...tied for the ninth-most doubles by a rookie in AL history, and the most by an AL rookie since Nomar Garciaparra hit 44 in 1997...led all Major League rookies in batting average, ranking second among AL rookies in extra-base hits (62) and hits (158), and third in runs (69) and OPS (.817)...finished seven RBI shy of the franchise rookie record set by Jeff Bagwell (82) in 1991...marked the second-most RBI ever hit by a rookie in club history...his .817 OPS was also the second-best mark by a rookie in club history behind Bagwell's 1991 season (.824)...struck out just 62 times in 564 plate appearances, giving him the fifth-lowest strikeout rate in the Majors (11%), and the third-lowest in the AL...was the lowest strikeout rate by an Astros rookie since Bill Doran posted a 10.7% mark in 1983...saw just 3.42 pitches per plate appearance, the lowest mark in the Major Leagues...per Statcast, had 204 batted balls reach an exit velocity above 95 miles per hour, the ninth-most in the Majors and the sixth-most in the AL behind Manny Machado (250), Jose Abreu (230), Robinson Canó (223), Mookie Betts (209) and Nelson Cruz (204)...hit above .300 in all but one month this year (May)...hit .329 in April, .309 in June, .304 in July, .323 in August and .319 in September...made 130 starts at first base and four starts at third base...hit 39 doubles as a first baseman, the fourth-highest single season total by a first baseman in club history...marked the most since Lance Berkman hit 46 doubles as a first baseman in 2008...made his first career Opening Day roster and start...started at first base on April 3 vs. SEA...at 32 years, 298 days old, became the oldest rookie in club history to make an Opening Day start...recorded a career-high three hits on April 11 at SEA...hit the first grand slam of his career in a 2x4 performance on May 15 at MIA...set a career-high with four RBI...marked the first time in club history that the Astros hit grand slams in consecutive games...posted an 11-game hitting streak from May 28-June 11, the longest streak of his career and the longest by an Astros rookie since George Springer had an 11-game streak in 2014...recorded 24 doubles prior to the All-Star Break, the most in club history by a rookie...the last rookies to record 24 doubles prior to the All-Star Break were Geovany Soto and Daniel Murphy in 2008...recorded three hits in three straight games from July 1-4...also recorded multiple extra-base hits and multiple RBI in each of those three games, becoming the first player in club history with a three-game streak of multiple extra-base hits and multiple RBI...hit a two-run, two-out go-ahead double off his fellow countryman LHP Aroldis Chapman on July 1 vs. NYY that propelled Houston to a 7-6 win...set a career-high for hits on July 21 at BAL, going 4x5 with a homer and two RBI...per Elias, became the oldest player to record his first four-hit game in the Majors since John Jaso hit for the cycle on Sept. 28, 2016 at 33 years old...was named the AL Rookie of the Month for July after batting .304 with nine doubles, five homers, 20 RBI and an .899 OPS...led all AL rookies in hits (28), doubles, RBI, slugging percentage (.565) and OPS...tied Lance Berkman (2000) for the franchise record for doubles in a single month of July by a rookie...hit .304 (21x69) with seven doubles, one triple, two homers, eight RBI and an .864 OPS in 18 postseason games...21 hits marked the second-most in Major League history for a rookie in a single postseason...fell one hit shy of the MLB record set by Derek Jeter in 1996...set a Major League record for extra-base hits by a rookie in a single postseason with 10...surpassed Evan Longoria, who posted nine extra-base hits in 2008...set an MLB record for doubles by a rookie in a single postseason with 7, topping Dustin Pedroia (2007)...set a franchise record for doubles in a single postseason...only three players in MLB history recorded more doubles in a single postseason: David Freese (8 in 2011), Albert Pujols (8 in 2011) and Ben Zobrist (8 in 2015)...his 21 hits marked the most in Major League history by a Cuban-born player in a single postseason...batted .529 (9x17) in the ALDS vs. BOS...his nine hits in the ALDS marked the second-most hits by a rookie in a single Division Series in MLB history, behind only Ichiro Suzuki, who had 12 hits in the 2001 ALDS...became the first player in franchise history to record a hit in each of his first six postseason games...went 4x4 in Game 3 of the ALDS at BOS, tying a franchise record for hits in a postseason game...went 3x5 with a double and a triple in Game 4 of the ALDS at BOS...recorded a hit in six consecutive at-bats over Games 3-4 of the ALDS, setting a MLB postseason rookie record (Elias)...became the second player in club history to record at least three hits in consecutive postseason games, joining Craig Biggio (2004)...became the first player in club history with a double and a triple in a postseason game when he did so in Game 4 of the ALDS at BOS...became the fifth player in MLB history to record a double and a triple in a postseason game where his team clinched a series victory, joining A.J. Pollock (2017), Andre Ethier (2009), Frankie Crosetti (1938) and Lou Gehrig (1937)...hit a three-run bases-loaded double in Game 4 of the ALCS at NYY...was the first three-run double in the ALCS since Tulowitzki's in Game 5 of the 2015 ALCS...homed in Game 3 of the World Series, becoming the first rookie in club history to homer in a World Series game...was his first career postseason homer...became the second rookie in MLB history to hit a homer and a double in a World Series game, joining Tom Tresh (1962 WS Game 5)...received a five-game suspension from MLB following Game 3 of the World Series...will serve the suspension to start the 2018 season...hit a game-tying, three-run

homer off LHP Clayton Kershaw in Game 5 of the World Series...joined Tony Perez (1975) as the only Cuban-born players to have multiple homers in a single World Series...became the eighth rookie in MLB history to hit multiple homers in a single World Series, joining Charlie Keller (1939), Michael Conforto (2015), Andruw Jones (1996), Willie McGee (1982), Reggie Smith (1967), Tony Kubek (1957) and Jim Gilliam (1953).

2016: Made his debut in the Majors, recording 34 hits in 36 games with seven doubles, three homers and 15 RBI...made 20 starts at third base, seven starts at designated hitter, four starts at first base and one start in left field...after signing with the Astros on July 16, made four stops in the Astros minor league system: Gulf Coast League, Lancaster (A), Corpus Christi (AA), Fresno (AAA)...recalled to the Major League club on Aug. 21...made his Major League debut on Aug. 21 at BAL, going 1x2 with a walk as DH...at 32 years and 73 days, became the third-oldest position player to make his Major League debut with the Astros, behind Pidge Browne (33.023) and Alan Zinter (34.030)...joined Dae-ho Lee as the only players in the Majors to debut at 32-or-older (Lee was 33.288 y/o with Seattle) in 2016...went 2x3 with two doubles and two RBI on Aug. 27 vs. TB...were his first career extra-base hits and RBI...became the first Astro player to record a game with at least two doubles and two RBI within his first five Major League games...hit his first career homer on Sept. 7 at CLE...also homered the following day on Sept. 8 at CLE...was batting .344 over his first 19 games in the Majors (through Sept. 12)...was the highest by an Astro over his first 19 games in the Majors (with an AB) since Hunter Pence hit .356 (26x73) in 2007...had a nine-game hitting streak from Sept. 4-12...batted .361 (13x36) with a double, three homers and six RBI in that span...in 15 overall games during his minor league stint (all four levels combined), hit .250 (14x56) with four doubles, two HR and 14 RBI with starts at third base, left field, and designated hitter.

FOREIGN LEAGUES:

2015: In his final foreign season, recorded an incredible .500 (87x174) batting average with 20 doubles, 15 homers, 51 RBI and a 1.463 OPS (.589 OBP/.874 SLG) in 49 games for Industriales in Cuba's Series Nacional...led the league in batting, on-base and slugging, while ranking in the top 10 in doubles, runs and home runs...**2014:** Was given a rare permission to play abroad by Cuban authorities and joined the Yokohama DeNA BayStars in Japan's Central League...hit a solid .305 (73x239) with 22 doubles and 11 homers in 62 games for Yokohama but after only one season in Japan, he returned to Cuba to recuperate from an injury...in what was his first time playing in a league outside of Cuba, ranked fifth in Japan in slugging (.536)...would join Industriales in Cuba for 49 games and hit .343 (60x175) with 18 doubles, seven home runs and 35 RBI...finished fourth in the league in OPS (1.009) and fifth in slugging (.577)...**2013:** After playing 12 seasons for Sancti Spiritus, joined Industriales, playing 81 games, while hitting .313 (93x297) with 21 doubles, 16 home runs and 69 RBI...led the league in home runs and slugging (.566), while ranking tied for first in RBI, second in runs (63), third in OPS (.991), seventh in doubles and eighth in hits and walks (54)...**2012:** Played his 12th and final season with Sancti Spiritus and hit .325 (91x280) with 18 doubles and 52 RBI in 79 games...**2011:** Ranked sixth in the league in slugging (.586) and seventh in OPS (1.020)...two of the five players that finished ahead of him in slugging became Major Leaguers in Jose Abreu (.837) and Hector Olivera (.696)...**2010:** Finished tied for sixth in the Series Nacional in RBI, trailing current big leaguers Yoenis Cespedes (92) and Jose Abreu (93)...**2009:** Rotated between second base and third base in the 2009 World Baseball Classic, when Cuba failed to make the finals in a global baseball event for the first time in 58 years...hit .333 with two homers, five runs and six RBI in a solid six games...in regular season play, led Sancti Spiritus to a division title and had one of his best professional seasons, hitting .363 (125x344) with career highs in home runs (30) and RBI (105)...led the league in RBI and finished tied for second in homers...**2008:** Hit .229 in the 2008 Olympics as Cuba won the Silver medal...in regular season play, hit .399 with 22 home runs, 90 RBI and 77 runs in 84 games...ranked among the league leaders in hits (131, 2nd), triples (7, tied for 4th), homers (7th), total bases (233, 2nd), RBI (90, 2nd), average (2nd) and slugging (.710, 2nd)...was named the League's All-Star third baseman and shared Gold Glove honors...**2007:** Hit .278 as Cuba's No. 3 hitter and third baseman in the 2007 Pan-American Games...hit one of the three homers for the Gold Medal winners...batted .275 in the 2007 Baseball World Cup as Cuba won the Silver Medal...in regular season play, hit .302, with 68 runs scored and 71 RBI in 79 games...ranked tied for fifth in the league in home runs (22), tied for 6th in RBI and was second in sacrifice flies (7)...was named to the Serie Nacional All-Star team at third base...**2006:** Was the star of the Cuban National Team which lost in the final of the 2006 World Baseball Classic...also played in the 2006 Central American and Caribbean Games, in which he hit .300 and led the tourney with nine runs in seven games while driving in seven...hit .389 in the 2006 Intercontinental Cup with 10 runs and eight RBI in nine games...in the 2006 qualifiers for the 2008 Olympics, hit .314 with four HR and 12 RBI in nine games...earned his second consecutive Serie Nacional MVP Award after hitting .345 (120x348) with 28 doubles, 13 homers and 46 RBI in 88 games...**2005:** Led the 2005 Baseball World Cup with eight homers and was second with 19 RBI en route to being named to the All-Tournament Team...hit .319 with 12 runs in 11 games...outpaced Joey Votto, who finished second in home runs, three behind Gurriel...won his first Serie Nacional MVP Award after hitting .291 (95x326) with 13 doubles, nine home runs and 60 RBI in 89 games as a 21-year-old...**2004:** Was a member of the Gold Medal Winning Cuban team at the 2004 Olympics...**2003:** In the 2003 Baseball World Cup, hit .358 with five doubles, three homers, nine runs and 13 RBI in nine games to help Cuba win the title...was error-free in 23 chances at second base...in regular-season play, hit .358 (77x215) with 42 RBI...finished second in the league in slugging (.614) and seventh in batting average...**2002:** Played for Cuba in the 2002 Intercontinental Cup and O'x3 with a run...was just beginning his career in Cuba, as he played his regular season at the age of 18...**2001:** Debuted for Sancti Spiritus at the age of 17 and hit .300 (106x353) with 26 doubles and 50 RBI.

YULIESKI GURRIEL

Year	Team	AVG	G	AB	R	H	2B	3B	HR	RBI	BB	SO	SB	CS	OBP	SLG	SF	SH	HB	E
2001	Sancti Spiritus (CNS)	.300	-	353	59	106	26	5	7	50	8	33	7	6	.320	.462	5	4	6	-
2002	Sancti Spiritus (CNS)	.291	-	333	57	97	20	4	16	65	45	41	12	3	.379	.520	4	0	3	-
2003	Sancti Spiritus (CNS)	.358	-	215	49	77	14	7	9	42	19	25	7	3	.419	.614	5	0	2	-
2004	Sancti Spiritus (CNS)	.341	-	370	80	126	16	7	23	86	29	47	11	1	.398	.608	6	0	0	-
2005	Sancti Spiritus (CNS)	.291	89	326	42	95	13	6	9	60	23	24	1	5	.345	.451	5	2	3	17
2006	Sancti Spiritus (CNS)	.345	88	348	65	120	28	0	13	46	50	23	12	5	.441	.537	11	0	1	5
2007	Sancti Spiritus (CNS)	.392	79	295	68	89	14	1	22	71	48	20	3	0	.407	.580	9	0	7	17
2008	Sancti Spiritus (CNS)	.399	84	328	77	131	22	7	22	90	48	23	11	5	.472	.710	1	0	4	6
2009	Sancti Spiritus (CNS)	.363	89	344	90	125	17	2	30	105	54	29	5	4	.455	.686	6	0	3	6
2010	Sancti Spiritus (CNS)	.339	87	327	74	111	21	2	20	81	48	17	3	0	.436	.599	11	0	4	20
2011	Sancti Spiritus (CNS)	.324	89	321	58	104	18	0	22	85	61	34	14	4	.434	.586	7	0	7	14
2012	Sancti Spiritus (CNS)	.325	79	280	51	91	18	3	8	52	44	20	8	5	.423	.496	6	0	3	18
2013	Industriales (CNS)	.313	81	297	63	93	21	3	16	69	54	31	10	8	.425	.566	6	1	3	-
2014	Yokohama (JPCL)	.305	62	239	46	73	22	0	11	30	15	40	3	0	.349	.536	2	0	2	7
	Industriales (CNS)	.343	49	175	40	60	18	1	7	35	27	18	11	2	.432	.577	2	0	2	-
2015	Industriales (CNS)	.500	49	174	55	87	20	0	15	51	38	3	3	0	.589	.874	7	0	5	10
2016	GCL Astros (R)	.286	2	7	0	2	1	0	0	0	0	0	0	0	.286	.429	0	0	0	0
	Lancaster (A)	.429	4	14	2	6	2	0	1	9	0	3	0	0	.375	.786	2	0	0	0
	Corpus Christi (AA)	.118	5	17	0	2	0	0	0	3	1	6	0	0	.158	.118	1	0	0	1
	Fresno (AAA)	.222	4	18	3	4	1	0	1	2	1	4	0	0	.263	.444	0	0	0	0
	HOUSTON	.262	36	130	13	34	7	0	3	15	5	12	1	1	.292	.385	1	0	0	1
	HOUSTON	.299	139	529	69	158	43	1	18	75	22	62	3	2	.332	.486	6	0	7	9
	FOREIGN (15 SEASONS)	.335	925	4725	974	1585	308	48	250	1018	611	428	121	51	.417	.580	93	7	55	104
	MINOR LEAGUE TOTALS	.250	15	56	5	14	4	0	2	14	2	15	0	0	.262	.429	3	0	0	2
	MAJOR LEAGUE TOTALS	.291	175	659	82	192	50	1	21	90	27	74	4	3	.324	.466	7	0	8	10

DIVISION SERIES RECORD

Year	Team/Opp.	AVG	G	AB	R	H	2B	3B	HR	RBI	BB	SO	SB	CS	OBP	SLG	SF	SH	HB	E
2017	HOU/BOS	.529	4	17	1	9	1	1	0	0	1	1	0	0	.556	.706	0	0	0	0

CHAMPIONSHIP SERIES RECORD

Year	Team/Opp.	AVG	G	AB	R	H	2B	3B	HR	RBI	BB	SO	SB	CS	OBP	SLG	SF	SH	HB	E
2017	HOU/NYY	.250	7	24	2	6	3	0	0	4	2	4	0	0	.308	.375	0	0	0	0

WORLD SERIES RECORD

Year	Team/Opp.	AVG	G	AB	R	H	2B	3B	HR	RBI	BB	SO	SB	CS	OBP	SLG	SF	SH	HB	E
2017	HOU/LAD	.214	7	28	2	6	3	0	2	4	1	5	0	0	.241	.536	0	0	0	1

GURRIEL CAREER TRANSACTIONS

- Signed by Houston as a free agent on July 16, 2016.

GURRIEL GAME HIGHS

Hits: 4 -- July 21, 2017 at Baltimore
 Home Runs: 1 (21x) -- last, Sept. 22, 2017 vs. Los Angeles (AL)
 RBI: 4 (3x) -- last, July 4, 2017 at Atlanta
 Stolen Bases: 1 (4x) -- last, July 25, 2017 at Philadelphia
 Longest Hitting Streak: 11 -- May 28-June 11, 2017
 Career Grand Slams (1): May 15, 2017 at Miami (Junichi Tazawa)

GURRIEL CAREER FIELDING

YEAR	POSITION	PCT.	G	PO	A	E	TC	DP
2017	First Base	.993	131	991	90	8	1089	116
	Second Base	1.000	1	1	2	0	3	1
	Third Base	.941	7	6	10	1	17	1
TOTALS	First Base	.993	136	1026	94	8	1128	125
	Second Base	1.000	1	1	2	0	3	1
	Third Base	.967	28	19	40	2	61	2
	Outfield	-	1	0	0	0	0	0



JANDEL GUSTAVE

Born: 10/12/92 in Pimentel, DR

Resides: Santo Domingo, DR

Opening Day Age: 25

ML Service: 1.036

Contract Status: Signed through 2018

Acquired: Signed as a non-drafted free agent on May 25, 2010.

61

RHP

THROW	HEIGHT	WEIGHT
R/R	6'2"	209

CAREER HIGHLIGHTS

- Hard-throwing reliever has made 20 appearances out of the bullpen with Houston over the last two seasons, striking out 18 batters in 20.1 innings pitched.
- Began his professional career as a starting pitcher before transitioning to a full-time reliever in 2014... in his 101 relief appearances in the minors spanning the 2014-16 seasons, went 11-5 with 25 saves, a 1.95 ERA (30ER/138.2IP) and 124 strikeouts.
- Made his Major League debut in Game 1 of the Astros doubleheader on Aug. 11, 2016 at MIN, allowing one run in 1.0 inning of work...his first career win came on Sept. 27, 2016 vs. SEA after tossing 1.1 scoreless frames.
- Was named a Double A Texas League Midseason All-Star in 2015 as the closer for the Corpus Christi Hooks...went 5-2 with a 2.15 ERA (14ER/58.2IP) and 20 saves, which ranked second in the Texas League.

2017: Made the Astros Opening Day roster, pitching in six games in April before suffering a right forearm injury that sidelined him for the remainder of the season...was on an Opening Day roster for the first time in his career after a strong Spring Training (1.80 ERA, 10 SO, 10.0 IP)...placed on the 10-day Disabled List with forearm tightness on April 20 (retroactive to April 19)...underwent UCL reconstruction surgery on June 21, ending his season.

2016: Made his Major League debut and appeared in 14 total games in the Majors over the final two months of the season...was scoreless in 10 of his 14 outings and had six multi-strikeout appearances...walked four and struck out 16 in his 15.1 innings pitched...recalled to Houston on Aug. 10 for his first career Major League stint...optioned to Triple A Fresno on Aug. 14...was recalled from Triple A again on Sept. 2...made his Major League debut in Game 1 of the Astros doubleheader on Aug. 11 at MIN...allowed one run on three hits in 1.0 inning of work...earned his first career win on Sept. 27 vs. SEA after tossing 1.1 scoreless innings...pitched in 47 games at Triple A Fresno, going 3-3 with three saves, a 3.79 ERA (24ER/57IP), 23 walks and 55 strikeouts.

MINOR LEAGUES:

2015: Spent the entire season at Double A Corpus Christi, where he was a Texas League Midseason All-Star and finished second in the Texas League in saves (20)...went 5-2 with a 2.15 ERA (14ER/58.2IP), 49 strikeouts and a .235 opponent batting average in 46 relief outings...did not give up an earned run in an 18-game stretch from June 3-Aug. 11, going 9-for-10 in save opportunities in that span...spent the majority of Spring Training with the Royals Major League club, where he went 1-0 with a 3.68 ERA, six strikeouts and one save in 7.1 innings in the Cactus League...also pitched 1.0 scoreless inning with the Padres during the Spring after getting claimed off waivers by the club on March 26...was selected by Boston in the 2014 Rule 5 Draft (6th overall) before getting traded to Kansas City...pitched for Gigantes del Cibao in the Dominican Winter League following the season...was named the No. 30 prospect in the Royals organization by Baseball America prior to the season...**2014:** Pitched at Class A Quad Cities for the duration of the season, going 5-5 with a 5.01 ERA (44ER/79IP) and 82 strikeouts in 23 games (14 starts)...was a starting pitcher for most of the year, before switching to a full-time reliever on Aug. 23...posted a 3.00 ERA (2ER/6IP) and six strikeouts over his final four outings of the year, all of which came in relief...in nine total relief outings, posted a 0.78 ERA (2ER/23IP) and struck out 20 batters while holding opponents to

NOTES

- Full name is pronounced: yahn-DELL goo-STAH-vay.
- Signed by the Astros as a 17-year-old non-drafted free agent out of the Dominican Republic on May 25, 2010...signed by Astros scouts Felix Francisco and Rafael Belen.
- Had an eventful 2014-15 offseason...was selected by Boston with the sixth overall pick in the 2014 Rule 5 Draft, before being traded to Kansas City on Dec. 11, 2014...spent Spring Training with the Royals Major League club and was claimed off waivers by San Diego on March 26, 2015...returned to Houston from the Padres on April 3, 2015.
- Was added to the Astros 40-man roster on Nov. 20, 2015...is signed to a one-year contract that covers the 2018 season.

a .195 batting average...was named the Quad Cities May Pitcher of the Month after going 4-0 with a 2.74 ERA (7ER/23IP) and 20 strikeouts in five appearances during the month...marked his first year with a full-season minor league club...following the season, pitched in 10 games for Gigantes del Cibao in the Dominican Winter League, going 3-0 with a 1.93 ERA (3ER/14IP) and 10 strikeouts...was named the No. 27 prospect in Houston's system by Baseball America prior to the season...**2013**: Made 10 starts at Rookie Level Greenville, going 2-3 with a 2.68 ERA (13ER/43.2IP) and 49 strikeouts...**2012**: Appeared in 10 games (4 starts) for the Rookie Level GCL Astros, going 2-1 with a 5.79 ERA (18ER/28IP), 27 walks and 22 strikeouts...**2011**: Returned to the DSL for his second season, making 14 appearances (1 start) while allowing 26 earned runs in 19.1 innings (12.10 ERA), striking out 19...**2010**: As a 17-year-old in the DSL, made 14 appearances, including five starts...went 0-5 with an 8.20 ERA (24ER/26.1IP), 33 walks and 27 strikeouts.

JANDEL FRANCISCO GUSTAVE

Year	Team	W	L	ERA	G	GS	CGSHO	SV	IP	H	R	ER	HR	HB	BB	SO	WP	BK	AVG	
2010	DSL Astros (R)	0	5	8.20	14	5	0	0	26.1	24	30	24	0	5	33	27	5	0	.245	
2011	DSL Astros (R)	0	4	12.10	14	1	0	0	19.1	24	32	26	2	5	34	19	21	2	.320	
2012	GCL Astros (R)	2	1	5.79	10	4	0	0	28.0	24	23	18	0	3	27	22	7	2	.234	
2013	Greenville (R)	2	3	2.68	10	10	0	0	43.2	38	23	13	2	4	23	49	2	0	.235	
2014	Quad Cities (A)	5	5	5.01	23	14	0	2	79.0	94	57	44	3	13	29	82	14	1	.289	
2015	Corpus Christi (AA)	5	2	2.15	46	0	0	20	58.2	51	18	14	2	2	25	49	3	1	.235	
2016	Fresno (AAA)	3	3	3.79	47	0	0	3	57.0	46	27	24	1	8	23	55	4	2	.219	
	HOUSTON	1	0	3.52	14	0	0	0	15.1	13	6	6	2	0	4	16	2	0	.232	
2017	HOUSTON	0	0	5.40	6	0	0	0	5.0	5	4	3	0	0	7	2	0	0	.278	
MINOR LEAGUE TOTALS		17	23	4.70	164	34	0	0	25	312.0	301	210	163	10	40	194	303	56	8	.252
MAJOR LEAGUE TOTALS		1	0	3.98	20	0	0	0	20.1	18	10	9	2	0	11	18	2	0	.243	

GUSTAVE CAREER TRANSACTIONS

- Signed by Houston as a non-drafted free agent on May 25, 2010.
- Selected by Boston in the 2014 Rule 5 Draft on Dec. 11, 2014.
- Acquired by Kansas City from Boston in exchange for cash considerations on Dec. 11, 2014.
- Claimed off waivers by San Diego from Kansas City on March 26, 2015.
- Returned to Houston from San Diego on April 3, 2015.
- On Disabled List, April 20-Nov. 6, 2017 (right forearm tightness / right elbow surgery)

GUSTAVE GAME HIGHS

Longest Winning Streak: 1 -- Sept. 27, 2016-current
Longest Losing Streak: none
Strikeouts: 3 (2x) -- last, Sept. 22, 2016 vs. Los Angeles (AL)
Walks: 3 -- April 5, 2017 vs. Seattle
Innings (starter): none
Innings (relief): 2.0 -- Aug. 13, 2016 at Toronto
Low-Hit Game (CG): none



WILL HARRIS

Born: 8/28/84 in Houston, TX

Opening Day Age: 33

Contract Status: Signed through 2018

Acquired: Claimed off waivers from Arizona on Nov. 3, 2014.

Resides: Baton Rouge, LA

ML Service: 4.102

36

RHP

HT	WEIGHT	SEASON
6'4"	249	

R/R

CAREER HIGHLIGHTS

- The 2016 All-Star has pitched parts of six seasons in the Major Leagues with Colorado (2012), Arizona (2013-14) and Houston (2015-17)...owns a 14-14 record with 16 saves, a 2.99 ERA (93ER/279.2IP) and 296 strikeouts in 290 career outings in the Major Leagues.
- Is one of 25 active relief pitchers with a career ERA under 3.00 (min. 200IP).
- Has been one of the best relievers in the American League since joining the Astros via waivers prior to the 2015 season...in that three-season span, has gone 9-9 with 16 saves, a 2.30 ERA (46ER/180.1IP) and 189 strikeouts...ranks sixth among AL relievers in ERA in that span.
- Owns two Astros franchise-record streaks...owns the longest scoreless appearance streak in club history, as he went 26 consecutive games without allowing a run from April 9-June 8, 2015...went a franchise-record, 37 consecutive games without allowing an extra-base hit from April 7-July 5, 2015.
- Was named to his first career All-Star Team in 2016 after posting 15 saves and a 2.25 ERA (16ER/64IP) in 66 appearances...tossed a scoreless 0.1 of an inning in the 2016 All-Star Game at Petco Park on July 12...struck out Aledmys Diaz looking with two outs and the bases loaded in the 8th inning to help preserve a 4-2 lead for the AL.
- In 2015, had one of the best seasons by an Astros reliever in club history, leading the team in appearances (68) and relief innings (71.0) while ranking fourth among AL relievers in ERA (1.90) and opponent batting average (.168)...marked the lowest ERA by a Houston reliever since RHP Brad Lidge posted a 1.90 mark in 2004...his opponent batting average was the lowest produced by a right-handed reliever in a single season in club history, and the fourth-lowest overall behind LHP Tony Sipp (.157 in 2014) and two seasons authored by LHP Billy Wagner (.135 in 1999, .165 in 1996).
- After beginning 2013 in the Colorado and Oakland organizations, pitched to a 4-1 record and a 2.91 ERA (17ER/52.2IP) in 61 appearances for Arizona...tied him for the fifth-most appearances by an Arizona rookie in club history.
- Has made 10 career appearances in the postseason, all for the Astros...pitched in the 2015 AL Wild Card Game at NY, the 2015 ALDS against Kansas City (3g), the 2017 ALDS against Boston (1g), the 2017 ALCS against New York (2g) and the 2017 World Series against the Dodgers (3g)...his 10 career postseason outings rank tied for fourth in club history.

NOTES

- **Graduated from Slidell High School (La.) in 2002 where he pitched and played first base...earned All-State, All-Parish and All-District recognition...owned an 8-1 record with a 0.98 ERA during his junior season.**
- **Went on to play at the collegiate level at Louisiana State University (LSU)...was a starter at first base from 2004-05, and started 56 games at third base in his senior season (2006)...appeared in 13 games that year as a relief pitcher, posting a 1-2 record with a 3.79 ERA, seven walks and 20 strikeouts.**
- **As a freshman at LSU, Will and his brother Clay became the first brother-tandem to start in the same game for LSU (March 2, 2003, at Long Beach State) since Albert and Terry Belle did so in 1987...Will started at first base and Clay at third in a 7-2 LSU win.**
- **Was named to the 2004 NCAA Regional All-Tournament Team after leading the Tigers with a .429 average in seven tournament games...helped push LSU to a berth in the College World Series.**
- **Drafted by Colorado in the ninth round of the June 2006 draft...signed by Rockies scout Damon Iannelli.**
- **Was claimed off waivers by Houston from Arizona on Nov. 3, 2014...is in the second year of a two-year deal he signed on Feb. 3, 2017...the deal also includes a club option for 2019.**

2017: Had another strong season with the Astros, posting a 3-2 record with two saves, a 2.98 ERA (15ER/45.1IP) and 52 strikeouts in 46 games...marked a season-low for outings as an Astro, as he served two stints on the Disabled List...was his third consecutive season with an ERA under 3.00, making him one of three AL pitchers to maintain an ERA under 3.00 in every year since 2015 (min. 45IP), along with LHP Andrew Miller and RHP Cody Allen...walked seven batters in 45.1 innings for a 1.39 walks per 9.0 innings ratio, which ranked fourth in the AL...also ranked third in the AL strikeout to walk ratio (7.43, 52SO/7BB)...ranked 14th in the AL in WHIP (0.97)...posted a career-high 29.4% strikeout rate, and a career-low 4.0% walk rate...gave up just four runs in 24.0 innings on the road for a 1.50 ERA...finished the regular season by going scoreless in each of his last 15 road games (14.1IP)...made his fourth career Opening Day roster, and third with Houston...placed on the 10-day DL with right shoulder inflammation on July 11...was activated on July 28...did not pitch in a game and was placed back on the DL on July 30 (retro to July 28)...removed from the DL on Aug. 27 and had a healthy rest of the season...began the season with a seven-game scoreless streak from April 4-21...gave up two runs in April across 10 outings for a 1.74 ERA (2ER/10.1IP)...moved his career numbers in April with the Astros to 0.84 ERA (3ER/32IP) and 31 strikeouts...pitched a season-long 2.0 innings on May 7 at LAA...gave up three runs on May 14 at NYY in Game 1 of Houston's doubleheader...snapped a 35-game streak where he did not give up multiple runs (dated back to Aug. 9, 2016)...recorded a strikeout in 11 straight games from May 25-June 24 (19SO/11.1IP)...was scoreless in eight of his final 10 regular season appearances, yielding just two earned runs and seven hits across 9.0 innings...made three rehab appearances in the minors this season across two separate stints...pitched a scoreless inning on July 26 with the Class A Advanced Buies Creek Astros prior to his abbreviated return from the DL on July 28...made two more rehab appearances after his second stint on the DL, one each with Double A Corpus Christi (Aug. 22) and Triple A Fresno (Aug. 25)...pitched in six postseason games across all three rounds of the playoffs, posting a 2.25 ERA (1ER/4.0IP) and three strikeouts...threw 0.2 of a scoreless inning in Game 1 of the ALDS vs. BOS...pitched in Games 3 (1ER/0.1IP) and 5 (0ER/1IP) of the ALCS at NYY...was scoreless in all three of his World Series outings...had a crucial 7th-inning outing in Houston's Game 2 win at LAD...stranded a runner at third base to keep Houston within one run of the Dodgers, striking out two in 1.0 inning pitched.

2016: Named to his first career All-Star Team in what was his sixth Major League season and second with Houston...finished 11th among AL relievers in ERA...became the first Astros reliever to post an ERA below 2.30 in consecutive years since RHP LaTroy Hawkins (2008-09)...was tied for the AL lead in holds (28) with RHP Dellin Betances and RHP Nate Jones...his 28 holds ranked tied for third in club history for a single season with RHP Pat Neshek (2015) and RHP Brad Lidge (2003), behind two separate seasons by RHP Octavio Dotel (33 in 2003; 31 in 2002)...became one of two pitchers in Major League history to have a season with at least 12 saves and 28 holds (also RHP Dellin Betances in 2016)...set career-best marks in strikeouts (69), saves, strikeout to walk ratio (4.60), groundball percentage (58%) and walks per 9.0 innings ratio (2.11), while falling two appearances shy of his career high of 68 set in 2015...posted two franchise record streaks...was scoreless in a club-record, 26 consecutive appearances from April 9-June 8...also had a franchise-record, 37-game streak without allowing an extra-base hit from April 7-July 5...allowed a run in his first outing of the season (April 7 at NYY), before rattling off his club-record, 26-game scoreless appearance streak that spanned 26.1 innings...the previous club record was a 25-game streak set by LHP Billy Wagner from 1999-2000...posted the third-longest single season scoreless inning streak by a reliever in club history (26.1 innings from April 9-June 8)...was the longest since RHP Dave Smith's club-record streak of 27.2 innings set in 1987...was also the second-longest scoreless inning streak by a Major Leaguer in 2016, behind RHP Michael Fulmer's 33.1-inning streak...did not allow an extra-base hit in each of his first 37 appearances of the season...the previous club-record streak of games without allowing an extra-base hit was held by RHP Dave Smith (34 games from 1986-87)...the last Major Leaguer with a streak this long was LHP Charlie Furbush (37 games from 2014-15)...was the longest streak to begin a season since RHP Wade Davis' MLB-record, 43-game streak to begin the 2014 season...allowed four runs on July 8 vs. OAK...had gone 42 consecutive games (dating back to Sept. 26, 2015) without allowing multiple runs in an outing, which was the fifth-longest streak in club history, and the longest since LHP Trevor Miller's 50-game run from 2006-07...converted each of his first nine save opportunities of the season until suffering a blown save on July 19 at OAK...was the longest consecutive saves streak by an Astros pitcher since RHP Luke Gregerson's 16-game run from 2015-16...was named an AL All-Star for the first time in his career, and tossed a scoreless 0.1 of an inning in the All-Star Game at Petco Park on July 12...struck out Aledmys Diaz looking with two outs and the bases loaded in the 8th inning to help preserve a 4-2 lead for the AL...was scoreless in 16 of his final 18 outings of the season, posting a 1.04 ERA (2ER/17.1IP), 20 strikeouts and a .183 opponent average (11x60) in that span.

2015: Had one of the best seasons by an Astros reliever in club history, leading the team in appearances (68) and relief innings (71.0) while ranking fourth among AL relievers in ERA (1.90) and opponent batting average (.168)...marked the lowest ERA by a Houston reliever since RHP Brad Lidge posted a 1.90 mark in 2004...his opponent batting average was the lowest produced by a right-handed reliever in a single season in club history, and the fourth-lowest overall behind LHP Tony Sipp (.157 in 2014) and LHP Billy Wagner (.135 in 1999 and .165 in 1996)...posted career lows in ERA, opponent average and WHIP (0.90)...his groundball rate of 52.2% was a career high (previously 48.6% in 2013)...led the Majors with a .129 (15x116) opponent batting average against lefties, which also set a new club record for a single season (previously RHP Bill Dawley, .148 in 1983)...set an Astros franchise record by posting a .116 opponent batting average (16x138) during the first half of

the season (min. 150 batters faced)...the record was previously held by LHP Billy Wagner, who posted a .126 (18x143) opponent average during the first half of the 1999 season...was tied for ninth among AL relievers in wins (5)...made his second appearance on an Opening Day roster...began the season with a 10-game scoreless streak, which marked the longest start of season streak by an Astro since 2008, when LHP Tim Lincecum and RHP LaTroy Hawkins started their seasons with 17-game runs...his scoreless streak to start 2015 coincided with his season-ending, 16-game scoreless streak with Arizona in 2014...amounted to a career-long, 26-game, 28.2-inning scoreless streak from Aug. 19, 2014-May 2, 2015...was the longest active scoreless innings streak in the Majors at the time, directly ahead of LHP Aroldis Chapman (26.1IP)...the 16-game scoreless streak to end 2014 marked a new Arizona club record...struck out three batters in three consecutive appearances from April 28-May 6...tallied his first career Major League save on Aug. 6 vs. OAK...struck out a career-high five batters on Aug. 16 vs. DET...pitched 2.0 innings in the outing, which also marked a career high...made his post-season debut with Houston, pitching in four total games...tossed a hitless 8th inning in the AL Wild Card Game at NYY...made three appearances in the ALDS against the Royals, allowing five runs (four earned) in 2.0 innings.

2014: In 29 relief appearances over three stints with Arizona, was 0-3 with three holds and a 4.34 ERA (14ER/29.0IP)...averaged 10.86 strikeouts per 9.0 innings (35 strikeouts), up from 9.06 in 2013...began the season with Arizona, appearing in seven games before being sent down to Triple A Reno...tossed 2.0 scoreless innings on Opening Day vs. LAD in Sydney, Australia...compiled a 16-game scoreless streak from Aug. 19 through the end of season (15.2 IP)...the 16-game scoreless streak to end the season marked a new Arizona club record...was 3-2 with a save and a 0.99 ERA (5ER/45.2IP) in 43 games with Reno...led all minor league relievers (min. 40 games) in ERA at the time of his final promotion on Aug. 18.

2013: Was 4-1 with a 2.91 ERA (17ER/52.2IP) in 61 games in his first season with Arizona...went to Spring Training with Colorado and was designated for assignment on March 29...claimed off waivers by Oakland on April 3 and again by Arizona on April 6...began the season with Triple A Reno and appeared in 12 games...had his contract selected by Arizona on May 10...ranked tied for seventh among NL rookies in appearances...61 games also tied him for the fifth-most appearances by a D-backs rookie in club history (also LHP Doug Slaten in 2007)...recorded a 0.93 ERA (3 ER/29.0 IP) on the road, which was the lowest mark among all NL relievers (min. 30 G) and the third lowest in baseball...only RHP Koji Uehara (0.74) and RHP Tanner Scheppers (0.76) were better...had a career-high 11 straight scoreless outings from June 9-July 4 (9.1 IP)...was 0-0 with a 4.63 ERA (6ER/11.2IP) and 2 saves in 12 games with Triple A Reno.

2012: Went 1-1 with an 8.15 ERA (16ER/17.2IP) in his first Major League season with the Rockies...began the season at Triple A Colorado Springs and was selected to the Major League roster on Aug. 11...went on to make his Major League debut on Aug. 13 vs. MIL...in that outing he allowed three runs on two hits, one home run and one strikeout in 1.0 inning...following his MLB debut, tossed six scoreless outings, allowing three hits, no walks and seven strikeouts over 6.2 innings from Aug. 15-25...earned his first Major League win Aug. 15 vs. MIL with 2.0 perfect innings...had multiple strikeouts in six of his outings...finished the season with a 9.7 strikeouts per 9.0 innings ratio...combined to go 2-0 with one save and a 1.02 ERA (2ER/17.2IP) in 13 appearances with Double A Tulsa and Triple A Colorado Springs...made 13 appearances for Triple A Colorado Springs in his first stint at the Triple A level...picked up the win in his Triple A debut at Tacoma on July 13 after working a perfect 10th inning...had the lowest ERA for any Sox pitcher with 10 appearances (1.02) in his 17.2 innings of work...also had the lowest opponent batting average (.145) and WHIP (0.57)...allowed only two runs in his 17.2 innings with the Sky Sox...did not allow a run in his first five appearances for the Sox (7.0 IP)...was named an MiLB.com Organization All-Star following the season.

MINOR LEAGUES:

2011: Appeared in 32 games with Class A Modesto, going 3-2 with a 5.55 ERA (29ER/47.0IP)...was his first action since the beginning of the 2009 season...relief appearance on May 6 vs. Visalia (1ER/2.1IP) was his first since June 21, 2006, at Boise (with Class A Short Season Tri-City)...**2010:** Missed the entire season following Tommy John surgery on his right elbow in 2009...**2009:** Pitched in one game with Tri-City...began the season on the disabled list with a sprained right elbow and made one rehab appearance with Tri-City on June 21...underwent season-ending surgery on his right elbow on July 8...**2008:** Was 3-5 with three saves, a 2.77 ERA (19ER/61.2IP) and 70 strikeouts in 49 games with Modesto...ranked among California League relief leaders in fewest base runners per 9.0 innings (2nd, 10.51), opponent batting average (5th, .221) and holds (5th, 11)...placed on the disabled list on Aug. 25 with right elbow inflammation and missed the rest of the season...**2007:** Spent the entire season with Class A Asheville, going 1-2 with a save and a 1.32 ERA (7ER/47.2IP) and 68 strikeouts in 30 games...averaged 12.8 strikeouts per 9.0 innings, which would have led the South Atlantic League if he qualified...**2006:** Made his professional debut with Tri-City and went 2-3 with 6 saves and a 1.16 ERA (4ER/31.0IP) in 22 games.

PERSONAL:

Will and his wife, Caroline, reside in Baton Rouge, La., with their daughter, Lily, and son, Jack.

WILLIAM TAYLOR HARRIS

Year	Team	W	L	ERA	G	GS	CG	SHO	SV	IP	H	R	ER	HR	HB	BB	SO	WP	BK	AVG	
2006	Tri-City (A)	2	3	1.16	22	0	0	0	6	31.0	20	6	4	0	0	9	42	3	0	.183	
2007	Asheville (A)	1	2	1.32	38	0	0	0	1	47.2	38	10	7	2	1	13	68	6	0	.212	
2008	Modesto (A)	3	5	2.77	49	0	0	0	3	61.2	51	20	19	4	1	20	70	1	1	.221	
2009	Tri-City (A)	0	0	0.00	1	0	0	0	1.0	1	1	0	0	0	0	0	2	0	0	.250	
2010		--Injured; Did not play--																			
2011	Modesto (A)	3	2	5.55	33	0	0	0	0	47.0	45	29	29	4	0	21	55	4	0	.254	
2012	Tulsa (AA)	2	1	2.62	31	0	0	0	1	34.1	26	12	10	2	1	12	46	1	0	.205	
	Colorado Springs (AAA)	2	0	1.02	13	0	0	0	0	17.2	9	2	2	0	0	1	20	1	0	.145	
	COLORADO	1	1	8.15	20	0	0	0	0	17.2	27	18	16	3	1	6	19	4	0	.342	
2013	Reno (AAA)	0	0	4.63	12	0	0	0	2	11.2	12	7	6	1	0	6	23	0	0	.245	
	ARIZONA	4	1	2.91	61	0	0	0	0	52.2	50	17	17	3	2	15	53	4	0	.255	
2014	ARIZONA	0	3	4.34	29	0	0	0	0	29.0	27	14	14	3	2	9	35	1	0	.252	
	Reno (AAA)	3	2	0.99	43	0	0	0	1	45.2	34	10	5	3	5	20	44	3	0	.207	
2015	HOUSTON	5	5	1.90	68	0	0	0	2	71.0	42	18	15	8	1	22	68	2	0	.168	
2016	HOUSTON	1	2	2.25	66	0	0	0	12	64.0	52	17	16	3	1	15	69	4	0	.220	
2017	HOUSTON	3	2	2.98	46	0	0	0	2	45.1	37	15	15	7	0	7	52	1	0	.218	
	Buies Creek (A)#	0	0	0.00	1	1	0	0	0	1.0	0	0	0	0	0	0	2	0	0	.000	
	Corpus Christi (AA)#	0	0	0.00	1	0	0	0	0	1.0	0	0	0	0	0	0	1	0	0	.000	
	Fresno (AAA)#	0	0	18.00	1	0	0	0	0	1.0	2	2	2	0	0	1	1	0	0	.400	
MINOR LEAGUE TOTALS		16	15	2.51	245	1	0	0	14	300.2	238	98	84	16	8	103	374	19	1	.214	
MAJOR LEAGUE TOTALS		14	14	2.99	290	0	0	0	16	279.2	235	99	93	27	7	74	296	16	0	.226	

#Rehab assignment

WILD CARD GAME RECORD

Year	Team/Opp.	W	L	ERA	G	GS	CG	SHO	SV	IP	H	R	ER	HR	HB	BB	SO	WP	BK	AVG
2015	HOU/NYY	0	0	0.00	1	0	0	0	0	1.0	0	0	0	0	0	0	0	0	0	.000

DIVISION SERIES RECORD

Year	Team/Opp.	W	L	ERA	G	GS	CG	SHO	SV	IP	H	R	ER	HR	HB	BB	SO	WP	BK	AVG
2015	HOU/KC	0	1	18.00	3	0	0	0	0	2.0	8	5	4	0	0	0	2	0	0	.615
2017	HOU/BOS	0	0	0.00	1	0	0	0	0	0.2	2	0	0	0	0	0	0	0	0	.500
TOTALS		0	1	13.50	4	0	0	0	0	2.2	10	5	4	0	0	0	2	0	0	.588

CHAMPIONSHIP SERIES RECORD

Year	Team/Opp.	W	L	ERA	G	GS	CG	SHO	SV	IP	H	R	ER	HR	HB	BB	SO	WP	BK	AVG
2017	HOU/NYY	0	0	6.75	2	0	0	0	0	1.1	2	1	1	1	0	1	1	1	0	.333

WORLD SERIES RECORD

Year	Team/Opp.	W	L	ERA	G	GS	CG	SHO	SV	IP	H	R	ER	HR	HB	BB	SO	WP	BK	AVG
2017	HOU/LAD	0	0	0.00	3	0	0	0	0	2.0	2	0	0	0	0	0	2	1	0	.222

HARRIS CAREER TRANSACTIONS

- Selected by Colorado in the ninth round of the 2006 draft.
- Claimed off waivers by Oakland from Colorado on April 3, 2013.
- Claimed off waivers by Arizona from Oakland on April 6, 2013.
- Claimed off waivers by Houston from Arizona on Nov. 3, 2014.
- On Disabled List, July 11-28, 2017 (right shoulder inflammation).
- On Disabled List, July 28-Aug. 27, 2017 (right shoulder inflammation).

HARRIS GAME HIGHS

Longest Winning Streak: 4 -- April 12- June 21, 2015
Longest Losing Streak: 4 -- Sept. 12, 2015-April 7, 2016
Strikeouts: 5 -- Aug. 16, 2015 vs. Detroit
Walks: 2 (10x) -- last, June 11, 2016 at Tampa Bay
Innings (starter): none
Innings (relief): 2.0 (14x) -- last, May 7, 2017 at Los Angeles (AL)
Low-Hit Game (CG): none



ROOKIE ROSTER INVITEE

MIKE HAUSCHILD

Born: 1/22/90 in Dayton, OH

Resides: Beavercreek, OH

Opening Day Age: 28

ML Service: 0.021

Contract Status: Signed through 2018

Acquired: Selected in the 33rd round of the June 2012 draft.

68

RHP

HT	WT	DOB
6'2"	235	R/R

CAREER HIGHLIGHTS

- Former 33rd-round selection has pitched six professional seasons (2012-17), including a four-game Major League stint for the Rangers in 2017.
- In his minor league career, has gone 42-34 with a 3.65 ERA (266ER/655.1IP) in 142 games (105 starts).
- Made his Major League debut as a member of the Rangers last year, appearing in four games as a Rule 5 pick before being returned to Houston in April...assigned to Triple A Fresno and finished his campaign with the Grizzlies, going 6-2 with a 4.58 ERA (46ER/90.1IP) in 18 starts at the Triple A level.
- Was a Triple A Pacific Coast League All-Star in 2016 after ranking among the Pacific Coast League leaders in ERA (4th, 3.22), strikeouts (T-7th, 119), and WHIP (8th, 1.27) while pitching for Fresno.
- Combined to go 12-6 with a 3.38 (52ER/138.1IP) in 25 games (23 starts) between Fresno and Double A Corpus Christi in 2015...led all Astros minor leaguers in innings, ranked tied for first in wins and ranked second in strikeouts (116).

2017: Made his Major League debut as a member of the Rangers, appearing in four games as a Rule 5 pick before being returned to Houston on April 22...assigned to Triple A Fresno and finished his campaign with the Grizzlies...went 6-2 with a 4.58 ERA (46ER/90.1IP) in 18 starts at the Triple A level...began his year as a Rule 5 pick in Rangers Spring Training and made the club after posting a 2.70 ERA (6ER/20IP) in eight games (three starts) in the Cactus League...made his Major League debut on April 8 vs. OAK (1ER/1IP)...made his final MLB appearance on April 19 at OAK (5ER/3.1IP) before being designated for assignment on April 20...cleared waivers and was returned to Houston on April 22.

MINOR LEAGUES:

2016: Ranked among the Pacific Coast League leaders in ERA (4th, 3.22), strikeouts (T-7th, 119), and WHIP (8th, 1.27) at Fresno (AAA)...led the Grizzlies staff in ERA, innings (139.2), and starts (24), tied for first in strikeouts, and was third in wins (9)...worked a scoreless inning in the PCL All-Star Game, July 13 at Charlotte...was the PCL Pitcher of the Week for the week ending on July 10...posted a 2.62 ERA (24ER/82.1IP) over his final 14 starts beginning on June 7...worked 6.0 or more innings 14 times with 8.0 shutout frames on July 7 vs. Reno...pitched 7.0 scoreless innings on June 19 at Tacoma and 6.2 shutout frames on Aug. 7 at El Paso...allowed just three home runs in his last 15 starts (87.1 IP) beginning on June 2...fanned a season high 10 on July 22 vs. Albuquerque...was on the DL from Aug. 16-29...went 0-1 with a 2.31 (6ER/23.1IP) in five starts with Escogido in the Dominican Winter League in the offseason...**2015:** Combined to go 12-6 with a 3.38 (52ER/138.1IP) in 25 games (23 starts) between Corpus Christi (AA) and Fresno...led all Houston minor leaguers in innings, ranked tied for first in wins, and ranked second in strikeouts (116)...was 5-1 with a 3.20 in 10 games (eight starts) to begin the year at Corpus Christi...was 3-0 with a 2.18 ERA (8ER/33IP) in his final six starts for the Hooks to earn a promotion to Fresno on June 8...pitched 5.1 shutout innings to win his Triple A debut on June 14 at SLC...worked 8.0 shutout innings on

NOTES

- Last name is pronounced: HOSS-child.
- Pitched at Beavercreek (OH) High School (graduated 2008) and was a Mizuno all-Ohio first team selection as a senior.
- Went on to attend the University of Dayton and pitched four seasons for the Flyers, posting a 23-20 career record...went 7-3 in his senior season in 2012, setting a school record for innings (120.1) and recording the second most strikeouts in club history (92)...the summer after his sophomore year (2010), was selected as the New England College Summer Baseball League Pitcher of the Year, while pitching for Danbury.
- Selected by Houston after his senior season in the 33rd round of the June 2012 draft...signed by Astros scout Nick Venuto.
- Is signed to a minor league contract for the 2018 season...invited to Major League Spring Training on Jan. 25, 2018...this marks his second time in Major League Spring Training, but his first with the Astros...spent Spring Training with the Rangers in 2017 as a Rule 5 draft pick.

Aug. 3 at Albuquerque...had a season high 10 strikeouts on July 1 at El Paso...was selected as the PCL Pitcher of the Week for the week of Aug. 3-10...**2014**: Went 4-10 with a 4.33 ERA (64ER/133.1IP) in 28 games (20 starts) at Lancaster (High A) and Corpus Christi...was second among Astros minor league pitchers in innings and tied for fifth in strikeouts (118)...opened the year in the Lancaster bullpen before entering the rotation on April 18...was promoted to Corpus Christi on May 9 and pitched in 20 games (16 starts) for the Hooks the rest of the year...worked 5.0 scoreless innings in his Double A debut on May 12 at San Antonio and was 1-0 with a 2.05 ERA in his first four starts...was the Texas League Pitcher of the Week for May 12-19, allowing one run in 12.0 inning in two starts...fanned eight in 4.0 innings for a save on Aug. 29 vs. Frisco...**2013**: Had a 9-4 record and a 3.50 ERA (48ER/123.1IP) in 28 games (19 starts) for Quad Cities (Low A) and Lancaster...issued just 2.2 walks per 9.0 innings, the fifth best ratio among Houston minor leaguers...was 3-0 with a 2.09 in 12 starts and 3-1 with a 5.09 ERA in eight relief appearances at Quad Cities...allowed one unearned run in 14.0 innings in his final three appearances for the River Bandits...fanned a season high 10 on June 30 against Clinton...was promoted to Lancaster on July 10...**2012**: Posted a team low 1.78 ERA at Greeneville (Rookie) in his first pro season...fanned 39 in 30.1 innings and held opponents to a .202 batting average.

MICHAEL ALAN HAUSCHILD


Year	Team	W	L	ERA	G	GS	CGSHO	SV	IP	H	R	ER	HR	HB	BB	SO	WP	BK	AVG	
2012	Greeneville (R)	2	2	1.78	19	1	0	0	3	30.1	22	6	6	0	4	9	39	4	0	.202
2013	Quad Cities (A)	6	1	2.92	20	12	0	0	0	83.1	79	32	27	1	3	16	59	3	0	.249
	Lancaster (A)	3	3	4.73	8	7	0	0	0	40.0	50	26	21	7	2	14	29	1	0	.316
2014	Lancaster (A)	2	1	4.41	8	4	0	0	0	34.2	40	17	17	3	0	9	31	3	0	.310
	Corpus Christi (AA)	2	9	4.29	20	16	0	0	1	98.2	95	53	47	5	5	25	87	2	1	.258
2015	Corpus Christi (AA)	5	1	3.20	10	8	0	0	1	50.2	53	19	18	2	3	8	35	0	0	.272
	Fresno (AAA)	7	5	3.49	15	15	0	0	0	87.2	86	37	34	6	4	27	81	7	0	.253
2016	Fresno (AAA)	9	10	3.22	24	24	0	0	0	139.2	138	64	50	7	5	40	119	11	0	.259
2017	TEXAS	0	0	11.25	4	0	0	0	0	8.0	14	10	10	5	1	2	7	1	0	.389
	Fresno (AAA)	6	2	4.58	18	18	0	0	0	90.1	85	46	46	8	6	53	79	8	0	.252
MINOR LEAGUE TOTALS		42	34	3.65	142	105	0	0	5	655.1	648	300	266	39	32	201	559	39	1	.261
MAJOR LEAGUE TOTALS		0	0	11.25	4	0	0	0	0	8.0	14	10	10	5	1	2	7	1	0	.389

HAUSCHILD CAREER TRANSACTIONS

- Selected by Houston in the 33rd round of the June 2012 draft.
- Selected by Texas in the 2016 Rule 5 Draft on Dec. 8, 2016.
- Returned to Houston from Texas on April 22, 2017.

HAUSCHILD GAME HIGHS

Longest Winning Streak:none
Longest Losing Streak:none
Strikeouts:2 (3x) -- last, April 19, 2017 at Oakland
Walks:1 (2x) -- last, April 19, 2017 at Oakland
Innings (starter):none
Innings (relief):3.1 -- April 19, 2017 at Oakland
Low-Hit Game (CG):none



JAMES HOYT

Born: 9/30/86 in Boise, ID

Opening Day Age: 31

Contract Status: Signed through 2018

Acquired: From Atlanta along with C Evan Gattis in exchange for RHP Mike Foltynewicz, IF Rio Ruiz and RHP Andrew Thurman on Jan. 14, 2015.

Resides: Boise, ID

ML Service: 1.034

51

RHP

HT	WT	DOB
6'6"	237	R/R

CAREER HIGHLIGHTS

- The 6-foot-6 reliever has pitched in parts of the last two seasons with Houston, going 2-1 with a 4.42 ERA (35ER/71.1IP), 23 walks and 94 strikeouts.
- Was one of 12 AL relievers to post a strikeouts per 9.0 innings ratio above 12.00 in 2017...posted a 12.04 mark, as he struck out 66 batters in 49.1 innings pitched.
- Made his Major League debut on Aug. 3, 2016 vs. TOR (0ER/1IP)...at 29 years, 208 days old, became the second-oldest pitcher in club history to make his Major League debut, behind RHP Don Bradley (29 years, 357 days old in 1964).
- Has made 200 appearances across five minor league seasons from 2013-17, posting a 3.08 ERA (89ER/260IP) with 359 strikeouts in those five seasons.
- Was named a Pacific Coast League Midseason and Postseason All-Star in 2016...also received *Baseball America* Triple A All-Star honors in 2016.
- Selected as a Southern League Midseason All-Star in 2014 while with Double A Mississippi.

2017: Improved in almost every category in his second season in the Majors...went 1-0 with a 4.38 ERA (24ER/49.1IP) and 66 strikeouts in 43 games...set career highs in games, innings, strikeouts, holds (7), strikeouts per 9.0 innings (12.04) and strikeout to walk ratio (4.71)...also set career-best marks in ERA and walks per 9.0 innings (2.55)...began the season with Triple A Fresno and had three separate Major League stints with the Astros...recalled to Houston on April 20 and optioned to Triple A on July 24...recalled again on Aug. 4 and optioned on Aug. 26...received his final recall of the year on Sept. 6...earned the win and went a career-high 2.0 innings, recording a career-high five strikeouts on May 2 vs. TEX...struck out four batters in consecutive outings from June 11-14...in two stints at Triple A Fresno, went 2-0 with a 1.93 ERA (3ER/14IP), four saves and 18 strikeouts in 13 appearances.

2016: Pitched in 22 games over the final two months of the season across two stints with the Astros...struck out 28 batters in his 22.0 innings for an 11.45 strikeout per 9.0 innings ratio...marked the fourth-highest strikeouts per 9.0 innings ratio by an Astros rookie in club history (min. 20IP)...traded only RHP Michael Feliz (13.15 in 2016), RHP J.R. Richard (12.43 in 1971) and LHP Billy Wagner (11.67 in 1996)...was selected to the Major League roster from Triple A Fresno on Aug. 3...optioned to Triple A on Aug. 19...recalled to Houston for a final time on Sept. 2...made his Major League debut on Aug. 3 vs. TOR...at 29 years, 208 days old, became the second-oldest pitcher in club history to make his Major League debut, behind RHP Don Bradley (29 years, 357 days old in 1964)...earned his first Major League win on Sept. 6 at CLE after tossing 1.1 scoreless innings, striking out two...posted a 2.70 ERA (4ER/13.1IP) with 19 strikeouts in 19 games over his final stint with the Astros (beginning Sept. 2)...was a Pacific Coast League Midseason and Postseason All-Star, posting a 4-3 record with 29 saves in 32 chances,

NOTES

- Graduated from Boise High School (Idaho) in 2005, earning letters as a pitcher and a first baseman.
- Following high school, attended Palomar Junior College in California...redshirted as a freshman in 2006 before playing two seasons (2007-08) with the Comets...transferred to Centenary College of Louisiana following the 2008 season...pitched in nine games (one start) in his only season with the Gents (2010).
- Went undrafted out of Centenary College and left the game of baseball, choosing to work on sailboats in San Diego instead...tried out for the Yuma Scorpions of the Independent League in 2011, which was coached by former Major Leaguer Jose Canseco...he made the team and remained with Yuma for the 2011 season before the club collapsed...played for two more IL teams in 2012, and was eventually signed by Tabasco of the Mexican League.
- On Nov. 15, 2012, signed a minor league contract with the Atlanta Braves...acquired by the Astros organization in January of 2015 in a five-player trade with the Braves.
- Added to the Astros 40-man roster on Aug. 3, 2016...signed to a one-year contract for the 2018 season.

a 1.64 ERA (10ER/55IP), .154 opponent batting average, 19 walks and 93 strikeouts in 49 appearances at Triple A Fresno...was the only relief pitcher named to the PCL Postseason All-Star Team...led the PCL in saves, falling four saves shy of the modern PCL record of 33...also led all Triple A pitchers in strikeouts per 9.0 innings (15.22) and strikeout rate (43.9%) (min. 50IP), while leading all PCL relievers in ERA, opponent batting average and WHIP (min. 50IP).

MINOR LEAGUES:

2015: Reached the Triple A level for the first time in his career, saving nine of 12 opportunities and posting a 3.49 ERA (19ER/49IP) with 66 strikeouts and just 11 walks in 47 games with Fresno...ranked fourth among Pacific Coast League relievers in strikeouts per 9.0 innings with a 12.12 mark (min. 40IP)...struggled in April (9.72 ERA) and May (6.00 ERA), but from June through the end of the season, posted a 1.56 ERA (6ER/34.2IP) with 49 strikeouts and just four walks in 33 outings...finished the season with 10 consecutive scoreless outings (10IP)... following the season, made 19 appearances in the Venezuelan Winter League...posted a 1.86 ERA (4ER/19.1IP) with 26 strikeouts for the Cardenales de Lara...**2014:** Posted a combined 3.17 ERA (21ER/59.2IP) in 52 relief appearances between Double A Mississippi and Triple A Gwinnett...entered 2014 as Atlanta's No. 30 prospect per *Baseball America*...started the season with Mississippi, posting a 1.14 ERA (4ER/31.2IP) in 28 games...selected as a Southern League Midseason All-Star...posted a 1.21 ERA with 42 strikeouts and a 0.91 WHIP in 27 games in the first half...recorded five consecutive saves from June 3-14...tossed 12.2 consecutive scoreless innings from May 2-June 1...promoted to Triple A Gwinnett on June 19...made 24 relief appearances with Gwinnett... struck out 34 batters in 28.0 innings...played in the Dominican Winter League with Gigantes del Cibao...**2013:** Compiled a 3.94 ERA (36ER/82.1IP) between Class A Advanced Lynchburg and Double A Mississippi, racking up 105 strikeouts while allowing just 56 hits...his 105 strikeouts were 10th-most among Braves farmhands, while his .187 opponent batting average was eighth-best among relievers...named Lynchburg's Pitcher of the Month in April after going 2-0 with a 2.25 ERA (5ER/20.0IP) in seven games...promoted to Double A Mississippi on June 21...was 3-2 with a 4.89 ERA in 17 games (three starts) for Class A Advanced Lynchburg and was leading all Carolina League relievers with a ratio of 13.62 strikeouts per 9.0 innings at the time of his promotion...at that time, his 72 strikeouts also ranked fifth among all pitchers in the league...logged his first save on Aug. 15, pitching 2.0 scoreless innings in a 4-3 win...did not allow a run in 16.1 innings pitched (July 26-Aug.25)...in nine outings during the month of August, posted a 0.73 ERA...**2012:** Split the season between Independent League Edinburg (May 25- June 19), Mexican League Tabasco (June 30- July 29) and Independent League Wichita (July 30- Sept. 3)...combined to go 2-2 with a 1.76 ERA (8ER/41.0IP) with 54 punchouts...**2011:** Spent the season with Independent League Yuma...went 2-0 with a 4.34 ERA in 19 games (1 start)...recorded 50 strikeouts in 37.1 innings pitched.

JAMES ALLEN HOYT

Year	Team	W	L	ERA	G	GS	CG	SHO	SV	IP	H	R	ER	HR	HB	BB	SO	WP	BK	AVG
2011	Yuma (IND)*	2	0	4.34	19	1	0	0	1	37.1	34	21	18	4	3	24	50	7	0	---
2012	Edinburg (IND)*	0	0	1.04	12	0	0	0	1	17.1	13	4	2	0	1	10	19	2	1	---
	Tabasco (MEX)	0	2	2.03	11	0	0	0	1	13.1	12	6	3	1	2	7	20	3	0	.235
	Wichita (IND)*	2	0	2.61	11	0	0	0	1	10.1	9	3	3	0	1	5	15	2	0	---
2013	Lynchburg (A)	3	2	4.89	17	3	0	0	0	49.2	39	27	27	3	1	25	72	10	0	.213
	Mississippi (AA)	0	1	2.48	22	0	0	0	1	32.2	17	9	9	1	1	13	33	5	0	.147
2014	Mississippi (AA)	2	2	1.14	28	0	0	0	6	31.2	19	5	4	1	0	10	43	2	0	.170
	Gwinnett (AAA)	1	1	5.46	24	0	0	0	1	28.0	38	18	17	4	2	14	34	6	0	.314
2015	Fresno (AAA)	0	1	3.49	47	0	0	0	9	49.0	48	23	19	1	3	11	66	5	0	.246
2016	Fresno (AAA)	4	3	1.64	49	0	0	0	29	55.0	29	14	10	2	0	19	93	4	0	.154
	HOUSTON	1	1	4.50	22	0	0	0	0	22.0	16	12	11	5	1	9	28	3	0	.203
2017	Fresno (AAA)	2	0	1.93	13	0	0	0	4	14.0	10	3	3	1	1	6	18	3	0	.196
	HOUSTON	1	0	4.38	43	0	0	0	0	49.1	51	24	24	7	2	14	66	4	0	.262
MINOR LEAGUE TOTALS		12	10	3.08	200	3	0	0	50	260.0	200	99	89	13	8	98	359	35	0	.207
MAJOR LEAGUE TOTALS		2	1	4.42	65	0	0	0	0	71.1	67	36	35	12	3	23	94	7	0	.245

*Minor League totals do not include Mexican League and Independent League statistics

HOYT CAREER TRANSACTIONS

- Signed by Atlanta as a minor league free agent on Nov. 15, 2012.
- Acquired by Houston from Atlanta along with C Evan Gattis in exchange for RHP Mike Foltyniewicz, IF Rio Ruiz and RHP Andrew Thurman on Jan. 14, 2015.

HOYT GAME HIGHS

Longest Winning Streak:1 (2x) -- last, May 2, 2017
Longest Losing Streak:1 -- Sept. 12, 2016
Strikeouts:5 -- May 2, 2017 vs. Texas
Walks:2 -- Sept. 23, 2016 vs. Los Angeles (AL)
Innings (starter):none
Innings (relief):2.0 (4x) -- last, Aug. 8, 2017 at Chicago (AL)
Low-Hit Game (CG):none



NON-ROSTER INVITEE

JON KEMMER

Born: 11/17/90 in Shipperville, PA **Resides:** Shipperville, PA
Opening Day Age: 27 **ML Service:** 0.000
Contract Status: Signed through 2018
Acquired: Selected in the 21st round of the June 2013 draft.

74

OF

HT/WT HNDL BIRTH

L/L 6'2 226

CAREER HIGHLIGHTS

- The left-handed hitting corner outfielder has played in 467 games in his five complete minor league seasons (2013-17), batting .286 (459x1607) with 101 doubles, 72 homers, 257 RBI and an .864 OPS (.354 OBP/.500 SLG).
- Had a very productive, but injury-shortened 2017 season at Triple A Fresno, hitting .299 (91x304) with 17 doubles, three triples, 16 home runs, 57 RBI, a .399 on-base percentage and a .533 slugging percentage in 87 games.
- Had a breakout season in 2015 in which he led the Double A Texas League in batting average (.327) and OPS (.988)...became the second player in Hooks history to win a batting title...was named a Texas League Postseason All-Star and the Hooks Player of the Year...added 28 doubles, four triples, 18 homers and 65 RBI to his ledger.
- Homered in his first professional plate appearance with the Tri-City ValleyCats on June 18, 2013.

MINOR LEAGUES:

2017: Had a very productive, but injury-shortened season at Triple A Fresno, hitting .299 (91x304) with 17 doubles, three triples, 16 home runs, 57 RBI, a .399 on-base percentage and a .533 slugging percentage in 87 games...played the corner outfield positions, making 45 starts in left field and 19 in right field...was with the Grizzlies all season, but sidelined from Aug. 10 on...prior to the season, appeared in 21 games for the Astros at Spring Training, hitting .308 (8x26) with a homer and five RBI...**2016:** Invited to his first Major League Spring Training and appeared in 10 games for the Astros going 2x15 with an RBI and a walk...assigned to Fresno to begin the season and played the entire year in a Grizzlies uniform...hit .265 (108x407) with 24 doubles, 18 home runs, 69 RBI and an .811 OPS...led his club in doubles and total bases (194), while appearing defensively in the corner outfield

NOTES

- Graduated from Clarion HS in Pennsylvania in 2009...was named the district MVP as a senior after hitting .727 with 11 homers and 56 RBI...also earned All-State honorable mention honors in football as a linebacker (128 tackles) and running back (over 6 yards per carry)...was also the kicker and punter on his team...was a four-year letterman in both sports.
- Went on to attend Allegheny Community College for two seasons where he was a first-team All-Maryland JUCO and Region 20 first-team selection.
- Transferred to Clarion University in 2012 and ranked second in Division II baseball with a .526 on-base percentage while batting .387...received ABCA Division II All-Atlantic Region honors.
- For his senior season, played at Brewton-Parker College in Georgia where he was the Southern States Athletic Conference Player of the Year after batting .366 with 12 homers, 41 RBI and a 1.183 OPS...ranked fourth in NAIA Division I baseball in slugging (.717) and seventh in homers.
- Was drafted by Houston in the 21st round of the June 2013 draft...signed by Astros scout Gavin Dickey.
- Is currently signed to a minor league contract for the 2018 season...invited to Major League Spring Training for the third consecutive season on Jan. 25, 2018.

exclusively (59g in RF, 48g in LF)...named the Fresno Player of the Month for August after batting .280 (35x125) with 10 doubles, one triple, eight homers, 25 RBI and a .906 OPS (.338 OBP/.568 SLG) in 31 games during the month...led all Pacific Coast League hitters in extra-base hits (19) during the month, while ranking second in homers...**2015:** Had a breakout season in which he led the Double A Texas League in batting average (.327) and OPS (.988)...became the second player in Hooks history to win a batting title...was named a Texas League Postseason All-Star and the Hooks Player of the Year...added 28 doubles, four triples, 18 homers and 65 RBI to his ledger...struggled at the beginning of the season, batting just .227 (5x22) in seven games in April...hit .271 (19x70) with an .897 OPS in May before having a monster June...batted .403 (29x72) with a 1.062 OPS (.451 OBP/.611 SLG) in 21 June games...was named the Hooks June Player of the Month...had a solid July, batting .276 (24x87) with a .919 OPS, and then was named the Hooks August Player of the Month after hitting .376 (38x101) with a 1.145 OPS (.462 OBP/.683 SLG) in 27 games...was also named the MiLB.com August Texas League Player of the Month...had at least four homers in each month from May to August...**2014:** Split the season between Class A Advanced Lancaster (39g) and Class A Quad Cities (52g)...in 91 games combined between the two levels, hit .291 (97x333) with 25 doubles, two triples, 16 homers, 50 RBI and an .868 OPS (.345 OBP/.523 SLG)...began the season at Quad Cities before joining the JetHawks on July 11...**2013:** Started his professional career at Class A Short Season Tri-City, batting .221 (44x199) in 65 games...homered in his first professional at-bat on June 18.

JON KEMMER

Year	Team	AVG	G	AB	R	H	2B	3B	HR	RBI	BB	SO	SB	CS	OBP	SLG	SF	SH	HB	E
2013	Tri-City (A)	.221	65	199	29	44	7	1	4	16	17	41	1	2	.304	.327	1	1	7	0
2014	Quad Cities (A)	.289	52	180	29	52	15	1	4	17	20	39	3	1	.369	.450	0	1	3	2
	Lancaster (A)	.294	39	153	32	45	10	1	12	33	4	33	0	1	.314	.608	1	0	1	2
2015	Corpus Christi (AA)	.327	104	364	67	119	28	4	18	65	45	89	9	1	.414	.574	4	0	12	3
2016	Fresno (AAA)	.265	120	407	53	108	24	4	18	69	38	128	8	10	.334	.477	2	0	5	6
2017	Fresno (AAA)	.299	87	304	68	91	17	3	16	57	44	95	6	2	.399	.533	2	0	8	3
MINOR LEAGUE TOTALS		.286	467	1607	278	459	101	14	72	257	168	425	27	17	.364	.500	10	2	36	16

KEMMER CAREER TRANSACTIONS

- Selected by Houston in the 21st round of the June 2013 draft.



TONY KEMP

Born: 10/31/91 in Franklin, TN

Resides: Franklin, TN

Opening Day Age: 27

ML Service: 0.132

Contract Status: Signed through 2018

Acquired: Selected in the fifth round of the June 2013 draft.

18

IF/OF

HT	WT	DOB
5'6"	163	

HT	WT	DOB
L/R	6'6"	163

CAREER HIGHLIGHTS

- Versatile outfielder and second baseman has appeared in 76 games in the Major Leagues over the last two seasons (2016-17), making 32 starts in left field, two starts in right field and one start at second base.
- In 2017, led all of Triple A baseball with 166 hits and was named Triple A Fresno's Most Valuable Player and Defensive Player of the Year.
- Posted a career-high three hits after entering the game as a pinch-hitter on Aug. 7, 2016 vs. TEX... became the third player in Astros history to record three hits after entering a game as a pinch-hitter, joining Milt Thompson (June 30, 1995 vs. PIT) and Enos Cabell (June 21, 1984 vs. SD).
- Had All-Star campaigns in 2014 and in 2015...was selected to the 2015 SiriusXM All-Star Futures Game...was a Midseason All-Star in 2015 (Double A Texas League) and 2014 (Class A Advanced Lancaster), and a Postseason All-Star in 2014 (Lancaster).
- In 2014, was named a Rawlings Gold Glove Award winner for being the best defensive second baseman in the minor leagues...made just seven errors in 524 chances between Double A Corpus Christi and Class A Advanced Lancaster for a .987 fielding percentage...led all Texas League second basemen in fielding (.996), while ranking third among California League second basemen (.980).
- Led all of minor league baseball with 121 runs scored in 2014...finished tied for fifth in the minors in hits (167) and 12th in OBP (.411) in 2014.
- Was ranked by *Baseball America* as the Astros No. 18 prospect in 2015...also tabbed by the publication as having the "Best Strike Zone Discipline" in the California League in 2014.

NOTES

- Was a four-year letter winner in both baseball and football at Centennial HS in Franklin, Tenn. before graduating in 2010.
- Attended Vanderbilt University and had a highly decorated career...was named the SEC Freshman of the Year in 2011 and was a First Team All-SEC selection after batting .329 (83x252) with 17 steals and a .434 OBP... as a sophomore, led the summer Cape Cod League in OBP (.489) and was named to the SEC Academic Honor Roll...was named the SEC Player of the Year during his junior season in 2013...hit .398 (102x256) with 19 extra-base hits, 33 RBI, 32 steals and a .976 OPS (.480 OBP/.496 SLG)...ranked second in the country in hits and eighth in batting average...became the second player in Vanderbilt history to win the SEC player of the Year award (Hunter Bledsoe, 1999), and the third player in SEC history to win both Freshman of the Year and Player of the Year honors during his career...led the SEC in batting, OBP, runs and steals...was a Dick Howser Trophy finalist.
- Was drafted by Houston in the fifth round of the June 2013 draft...signed by Astros scout Nick Venuto.
- Added to the Astros 40-man roster on May 16, 2016...signed to a one-year contract for the 2018 season.

2017: Spent most of the season at Triple A Fresno, where he led all of Triple A baseball in hits (166) and was named Fresno's Most Valuable Player and Defensive Player of the Year...appeared in 17 games with Houston over two stints in the Majors, making eight starts in left field and two in center field...began the season at Triple A Fresno and was recalled to Houston on April 26...optioned to Fresno on April 30...recalled to Houston on Sept. 2...set career highs for hits (3) and RBI (2) on Sept. 27 at TEX in what was his first career start in center field...in 118 games with Triple A Fresno, hit .329 (166x504) with 23 doubles, nine triples, 10 homers, 62 RBI, 24 steals and a .375 on-base percentage...led Fresno with 54 multi-hit games...led the Triple A level in hits and ranked fifth in batting average...his 166 hits and 95 runs both ranked third all-time in Fresno franchise history...posted a 24-game hitting streak from June 22-July 19, which was the longest in all of Triple A baseball in 2017...posted nine triples, two shy of the Fresno franchise record.

2016: In what was his debut season in the Major Leagues, appeared in 59 games and made 28 starts for

the Astros...made 24 starts in left field, three as the designated hitter and one at second base, while making appearances in center field and right field...hit .235 (4x17) in 19 plate appearances as a pinch hitter...had two doubles, three RBI and one walk in the pinch...had multiple hits in two separate games in which he entered as a pinch-hitter (3x3 on 8/7 vs. TEX, 2x2 on 9/20 at OAK)...opened the season with Triple A Fresno...played in 35 games to open the year before he was selected to the Major League roster on May 16, and met the club in Chicago...was optioned back to Fresno on June 24 for 35 more games...was recalled to the Major League roster on Aug. 7, where he remained through the end of the season...made his Major League debut on May 17 at CWS as a pinch runner...did not record an at-bat, but scored a go-ahead run in the 8th inning...went 2x3 with a single, double and walk in his first Major League start (LF) on May 18 at CWS...recorded a double in his first at-bat...recorded an outfield assist...tripled on May 24 and June 3...became the fifth player in club history to record two triples within his first 13 career games in the Majors...also Hunter Pence (2007), Brian Hunter (1995), Rob Andrews (1975) and Jerry Grote (1964)...posted a career-high three hits after entering the game on Aug. 7 vs. TEX as a pinch-hitter in the 8th...singled in his pinch-hit plate appearance in the 8th (1st career hit in the pinch) and hit a two-out, game-tying RBI single in the 9th inning to send the game into extra-innings...became the third player in Astros history to record three hits after entering a game as a pinch-hitter, joining Milt Thompson (3x4 on June 30, 1995 vs. PIT) and Enos Cabell (3x3 on June 21, 1984 vs. SD)...was his first game back after being recalled from Triple A...hit his first career Major League homer on Sept. 25...went his first 102 at-bats in the Majors without a homer...in his first stint with Triple A Fresno (April 7-May 15), was hitting .298 (36x121) with four stolen bases, seven extra-base hits and 21 walks for a .410 on-base percentage in 34 games...owned a .313 batting average in his second stint at Triple A, which spanned from June 28-Aug. 5...tallied seven doubles, a homer, 14 RBI, six stolen bases and a .369 OBP in 35 games in that span.

MINOR LEAGUES:

2015: Split the season between Triple A Fresno (71g) and Double A Corpus Christi (50g), batting .308 (143x464) with 78 runs, 19 doubles, four triples, three homers, 48 RBI, 35 steals and a .388 on-base percentage in 121 combined games between the two levels...was named to the SiriusXM All-Star Futures Game and was also named a Double A Texas League Midseason All-Star...logged more games in the outfield than any year of his career...played 92 games at second base (88 starts), 27 in center field (24 starts) and five in left field (all starts) between Corpus Christi and Fresno...began the season at Corpus Christi where he hit .358 (69x193) with 10 doubles, 15 steals and an .876 OPS (.457 OBP/.420 SLG) in 50 games...was tabbed the Corpus Christi May Player of the Month after hitting .326 (30x92) with 11 steals and a .417 OBP in 23 May games...hit lefties (.353, 12x34) and righties (.358, 57x159) equally well while with the Hooks...moved up to Triple A Fresno on June 11 and remained with the club through the end of the season...hit .273 (74x271) with 20 steals and a .334 OBP in 71 games with the Grizzlies...prior to the season, was rated by *Baseball America* as the Astros No. 18 prospect...**2014:** Was named a Class A Advanced California League Midseason and Postseason All-Star...played 72 games with Lancaster and 59 with Corpus Christi, batting .316 (167x528) with 30 doubles, eight triples, eight homers, 58 RBI, 41 steals and an .859 OPS (.411 OBP/.449 SLG)...led all of minor league baseball with 121 runs scored...finished tied for fifth in the minors in hits (167) and 12th in OBP (.411)...was a Rawlings Gold Glove Award recipient for being the best defensive second baseman in the minor leagues...made just seven errors in 524 chances between Double A Corpus Christi and Class A Advanced Lancaster for a .987 fielding percentage...led all Texas League second basemen in fielding (.996), while ranking third among California League second basemen (.980)...started the season at Lancaster before moving up to Corpus Christi on June 25...named the Lancaster April Player of the Month...was named the No. 15 prospect in the Texas League by *Baseball America*...also rated by the publication as having the "Best Strike Zone Discipline" in the California League...was named the California League Player of the Week for the week of April 26-May 1...named the Texas League Player of the Week for the week of June 30-July 6...also named an MiLB.com Organization All-Star...**2013:** Kicked off his professional career with a 75-game campaign between Class A Short Season Tri-City (48g) and Class A Quad Cities (27g)...hit .282 (50x177) with 17 steals between the two levels...was named Tri-City's July Player of the Month.

PERSONAL:

In the offseason, Tony resides in Franklin, TN, with his wife Michelle.

ANTHONY ALLEN KEMP

Year	Team	AVG	G	AB	R	H	2B	3B	HR	RBI	BB	SO	SB	CS	OBP	SLG	SF	SH	HB	E
2013	Tri-City (A)	.282	48	177	25	50	7	2	1	13	21	29	17	9	.355	.362	4	1	1	3
	Quad Cities (A)	.255	27	98	21	25	1	1	1	9	19	18	4	2	.387	.316	0	1	2	5
2014	Lancaster (A)	.336	72	295	79	99	19	4	4	37	45	35	28	7	.433	.468	3	5	8	6
	Corpus Christi (AA)	.292	59	233	42	68	11	4	4	21	28	32	13	6	.381	.425	2	5	7	1
2015	Corpus Christi (AA)	.358	50	193	36	69	10	1	0	19	35	28	15	8	.457	.420	1	0	1	3
	Fresno (AAA)	.273	71	271	42	74	9	3	3	29	21	37	20	6	.334	.362	2	12	5	0
2016	Fresno (AAA)	.306	69	255	36	78	9	4	2	24	34	34	10	8	.389	.396	2	8	2	2
	HOUSTON	.217	59	120	15	26	4	3	1	7	14	27	2	1	.296	.325	1	1	0	2
2017	Fresno (AAA)	.329	118	504	95	166	23	9	10	62	35	43	24	7	.375	.470	2	8	3	10
	HOUSTON	.216	17	37	6	8	1	0	0	4	1	5	1	0	.256	.243	0	0	1	0
MINOR LEAGUE TOTALS		.310	514	2026	376	629	89	28	25	214	238	256	131	53	.388	.419	16	40	29	30
MAJOR LEAGUE TOTALS		.217	76	157	21	34	5	3	1	11	15	32	3	1	.287	.306	1	1	1	2

KEMP CAREER TRANSACTIONS

- Selected by Houston in the fifth round of the June 2013 draft.

KEMP GAME HIGHS

Hits:	3 (2x) -- last, Sept. 27, 2017 at Texas
Home Runs:	1 -- Sept. 25, 2016 vs. Los Angeles (AL)
RBI:	2 (2x) -- last, Sept. 27, 2017 at Texas
Stolen Bases:	1 (3x) -- last, Oct. 1, 2017 at Boston
Longest Hitting Streak:	3 -- June 2-5, 2016
Career Grand Slams:	none

KEMP CAREER FIELDING

YEAR	POSITION	PCT.	G	PO	A	E	TC	DP
2017	Outfield	1.000	14	14	0	0	14	0
TOTALS	Second Base	.875	5	2	5	1	8	1
	Outfield	.980	53	48	2	1	51	0



DALLAS KEUCHEL

Born: 1/1/88 in Tulsa, OK

Opening Day Age: 30

Contract Status: Signed through 2018

Acquired: Selected in the seventh round of the June 2009 draft.

Resides: Tulsa, OK

ML Service: 5.089

60

LHP

YEAR	AGE	STATUS
L/L	6'3"	206

TABLE OF CONTENTS

KEUCHEL

PLAYER DEVELOPMENT

2017 REVIEW

OPPONENTS

HISTORY AND RECORDS

SPRING TRAINING

MEDIA INFORMATION

MINUTE MAJID PARK

CAREER HIGHLIGHTS

- The three-time Rawlings Gold Glove Award winner (2014-16), two-time American League All-Star (2015, 2017) and 2015 AL Cy Young Award winner has pitched in parts of six seasons in the Major Leagues (2012-17)...in 158 career games (149 starts), has gone 64-52 with a 3.65 ERA (399ER/984.2IP), 11 complete games and 792 strikeouts.
- Is one of three Cy Young Award winners in Astros history, along with RHP Roger Clemens (2004) and RHP Mike Scott (1986), who both won the NL Cy Young Award.
- Is the only pitcher in club history to win a Rawlings Gold Glove Award, which he has done three times (2014-16)...made just two errors in 170 total chances from 2014-16, while leading all Major League pitchers in assists (127) and ranking tied for third in total chances (170) in that span.
- Owens a career 3.01 groundball to flyball ratio, which leads all active Major League pitchers with at least 900.0 innings pitched...is the fourth-best career mark by a Major Leaguer since the stat was first tracked in 1987, behind RHP Brandon Webb (3.63), RHP Bill Swift (3.05) and RHP Derek Lowe (3.04).
- Has won the AL Pitcher of the Month award four times: April 2017, April 2015, May 2015, August 2015...is the only pitcher in club history to win four Pitcher of the Month awards, and one of five active MLB pitchers with at least four Pitcher of the Month awards: RHP Corey Kluber (5), RHP Bartolo Colon, RHP Felix Hernandez and RHP Justin Verlander.
- Ranks among the top 10 AL pitchers in multiple categories since his breakout 2014 season: complete games (T-2nd, 10), ERA (4th, 3.15), wins (5th, 55), innings (7th, 745.2) and opponent batting average (10th, .236).
- Earned his second career All-Star nomination in 2017 and was named the Astros co-Pitcher of the Year by the Houston Chapter of the BBWAA...went 9-0 over his first 11 starts of the season, joining RHP Roger Clemens (2004) as the only starting pitchers in club history to begin a season 9-0.
- Was named the 2016 AL Gold Glove Award winner after tying for the AL lead in defensive runs saved among pitchers (7) with RHP Masahiro Tanaka...did not commit an error in 32 total chances on the season, while recording 27 assists...became the first Astro at any position to win three straight Gold Glove Awards since Craig Biggio won four straight as a second baseman from 1994-97.
- Had one of the greatest individual seasons in club history in 2015, taking home the AL Cy Young Award, Rawlings AL Gold Glove Award, MLBPA Players Choice Award for AL Most Outstanding Pitcher, Fielding Bible Award (given to the best fielding pitcher in the Majors), Warren Spahn Award (given to the top left-hander in Major League Baseball), three AL Pitcher of the Month Awards (April, May, August), Astros MVP and Pitcher of the Year honors as voted by the Houston Chapter of the BBWAA, while being named the Starting Pitcher on the Sporting News AL All-Star Team and finishing fifth in the AL MVP voting...became the eighth pitcher in club history to win 20 games in a season, leading all AL pitchers in wins, WAR (7.2), innings (232.0) and groundball to

★ NOTES

- Last name is pronounced: KYK-ull
- Graduated from Bishop Kelley High School (OK) in 2006 where he was a two-time Pitcher of the Year in his conference...also played quarterback for Bishop Kelley's football team.
- Attended the University of Arkansas from 2007-09, majoring in apparel studies...went 9-3 with a 3.63 ERA (32ER/79.1IP) as the Razorbacks Friday night starter in 2009...helped lead his team to the semifinals of the 2009 College World Series...was teammates and roommates with Cubs left-handed pitcher Drew Smyly.
- Selected by the Astros in the seventh round of the June 2009 draft...signed by Astros scout Jim Stevenson.
- Made his MLB debut at Globe Life Park in Arlington on June 17, 2012 (1ER/5IP)...grew up in Tulsa, Okla., and attended his first ever MLB game at the same stadium.
- Was originally added to the Astros 40-man roster on June 17, 2012...signed a one-year contract for 2018, avoiding the arbitration process on Jan. 12, 2018...is eligible for free agency following this season.

flyball ratio (3.68), while ranking second in ERA (2.48) and opponent batting average (.217) and tied for third in complete games (3)...set a franchise record for strikeouts by a left-hander in a single season (216).

- Went undefeated at home in 2015, going 15-0 with a 1.46 ERA (21ER/129.1IP) and 139 strikeouts during the regular season, while winning his only home postseason start in Game 3 of the ALDS vs. KC...became the first pitcher in Major League history to finish a season with at least 15 wins while being undefeated at home...his home ERA was the lowest produced by an AL pitcher since RHP Nolan Ryan in 1972 (1.07).
- Set a club record by going at least 6.0 innings in 40 consecutive starts from July 25, 2014-Sept. 11, 2015...was the longest streak by a Major Leaguer since RHP Justin Verlander had a 63-game run from 2010-12.
- In 2014, was named an AL Gold Glove winner, the Astros Pitcher of the Year by the Houston Chapter of the BBWAA, AL Player of the Week (May 19-25) and was on the Final Vote ballot for the 2014 AL All-Star Team...led the club in wins (12), innings (200.0) complete games (5) and quality starts (21), while ranking second in strikeouts (146) and ERA (2.93)...led the Majors in groundball-flyball ratio (3.63).
- Threw his first career complete game in his second career start on June 23, 2012, vs. CLE (9.0IP, 6H, 1R)...became the first Astros pitcher to toss a complete game within his first two MLB starts since LHP Randy Niemann went the distance in his second career start on May 29, 1979...became the first Astros pitcher to begin his career by tossing at least 5.0 innings and allowing one run or less in each of his first three Major League starts (June 17-28, 2012).
- Has gone 4-2 with a 3.24 ERA (15ER/41.2IP) and 46 strikeouts in eight career postseason games between the 2015 and 2017 playoffs...his 46 strikeouts are the most in Astros postseason history, while his four postseason wins are tied for the most in franchise history with RHP Roger Clemens, RHP Roy Oswalt and RHP Justin Verlander...his seven postseason starts are tied for the club record with Clemens and Oswalt.
- Became the eighth pitcher in MLB history to record a win in each of his first four career postseason starts, joining LHP Lefty Gomez (6-0), RHP Livan Hernandez (5-0), LHP Herb Pennock (5-0), RHP Michael Wacha, RHP Mike Moore, RHP Lew Burdette and RHP Monte Pearson...those four starts were the 2015 AL Wild Card Game at NYY (0ER/6IP), Game 3 of the 2015 ALDS vs. KC (1ER/7IP), Game 1 of the 2017 ALDS vs. BOS (1ER/5.2IP) and Game 1 of the 2017 ALCS vs. NYY (0ER/7IP).
- Set a Major League record by recording at least seven strikeouts in each of his first five career postseason starts...tallied 39 strikeouts in 30.1 innings pitched in those five starts, which included a 10-strikeout, one-walk gem against the Yankees in Game 1 of the 2017 ALCS...topped the record previously held by RHP Bob Gibson, who struck out at least seven batters in each of his first four starts in the postseason.
- Entering the 2012 season, was ranked by *Baseball America* as the No. 21 prospect in the Astros system...was ranked by the publication as the Astros No. 23 prospect in 2011.
- Was a 2011 Texas League Midseason and Postseason All-Star.

2017: Bounced back to his Cy Young-form, earning his second-career All-Star nod while going 14-5 with a 2.90 ERA (47ER/145.2IP) in 23 starts for the Astros...was named the Astros co-Pitcher of the Year by the Houston Chapter of the BBWAA...marked his third-career season with double-digit wins...his 14 wins ranked tied for ninth in the AL, while his .737 winning percentage ranked tied for fifth in the AL...fell 14.1 innings shy of qualifying for the ERA title, but among AL pitchers with at least 140.0 innings pitched, his 2.90 ERA ranked third behind RHP Corey Kluber (2.25) and LHP Chris Sale (2.90)...posted career highs in groundball rate (67.3%) and groundball to fly ball ratio (4.41), leading the Majors in both categories among pitchers with at least 140.0 innings pitched...his 67.3 groundball rate was the fourth-highest mark in a single season by a Major Leaguer since the stat was first tracked in 1987...trailed three seasons produced by RHP Derek Lowe (67.7 in 2006, 67.7 in 2003, 63.3 in 2002)...joined RHP Roy Oswalt, RHP J.R. Richard, RHP Larry Dierker and RHP Don Wilson as the only pitchers in club history to have at least three seasons with double-digit wins, an ERA under 3.00 and at least 20 starts...held lefties to a .145 batting average (16x110), which was the best mark among Major League starting pitchers...gave up just five extra-base hits (2 doubles, 3 homers) and five walks to left-handed hitters all season...led the Majors in soft contact rate with a 25.4% mark on batted balls (min. 100IP)...also had the lowest percentage of hard contact on batted balls in the Majors (24.7%) among pitchers with at least 100 innings pitched...went 9-0 to start the season, becoming the second pitcher in club history to begin a season with a 9-0 record, joining RHP Roger Clemens (2004)...his nine-game winning streak to start this season tied for the longest winning streak in the AL in 2017 with RHP Trevor Bauer...made his third consecutive Opening Day start for the Astros...placed on the 10-day DL with a pinched nerve in his neck on May 17...activated from the DL on May 27...was scheduled to make a start on June 7 at KC but was scratched and placed on the 10-day DL with neck discomfort on June 8...activated from the DL on July 28...threw 7.0 scoreless innings on Opening Day on April 3 vs. SEA...became the first Astros pitcher to make an Opening Day start in three consecutive seasons since RHP Roy Oswalt did so in eight consecutive seasons from 2003-10...also become the Astros only lefty to make three consecutive Opening Day starts...improved to 3-0 with a 0.86 ERA (2ER/21IP) in his three career Opening Day starts...his three career wins on Opening Day rank tied for second in club history with RHP Mike Scott and RHP Shane Reynolds, behind only RHP Larry Dierker (4)...0.86 ERA is the best by an Astro with multiple Opening Day starts...in his second start of the season on April 8 vs. KC, gave up just one run on two hits across 7.0 innings...became the fourth pitcher in Major League history to start a season by allowing two hits or less in at least 7.0 innings pitched in consecutive

games...the only others to do it: RHP Nolan Ryan for the 1979 Angels, RHP Tom Phoebus for the 1970 Orioles and RHP Lon Warneke for the 1934 Cubs...continued his dominance through his next four starts, going at least 7.0 innings while allowing two runs or less in each of those games...became the 13th pitcher in AL history to go at least 7.0 innings while allowing one run or less in each of his first four starts of a season...became the first AL pitcher to do so since RHP Chuck Finley in 1998...notched his 11th career complete game on April 25 at CLE...gave up just two runs on six hits in his 9.0 innings of work...was the Astros only complete game recorded during the regular season...was named the AL Pitcher of the Month for April...led the Majors in wins and innings pitched during the month, while ranking third in the AL in ERA and in opponent batting average (.164)...was his fourth career Pitcher of the Month Award (most in club history)...surpassed RHP J.R. Richard, who won the award three times (1978-80)...became the second pitcher in club history to record five wins in a single month of April, joining RHP Roger Clemens (2004)...made nine consecutive starts of at least 7.0 innings that spanned from Aug. 21, 2016-May 5, 2017...was the longest active streak in MLB at the time, and the longest streak by an Astros pitcher since LHP Andy Pettitte did so in 10 straight starts in 2005...had an 11-game winning streak, which spanned from Aug. 21, 2016-June 2, 2017...surpassed his previous career-long winning streak of eight, set in the 2014-15 seasons...went 11-0 with a 1.79 ERA (18ER/90.2IP) in 13 starts during the streak, allowing just 62 hits (.195 opp. avg.) and 20 walks...his 11-game winning streak tied as the third-longest in franchise history, most recently reached by RHP Collin McHugh across the 2014-15 seasons...went 9-0 with a 1.67 ERA (14ER/75.2IP) and 69 strikeouts in 11 starts prior to the All-Star Break...ranked second in the AL and third in the Majors in ERA prior to the All-Star Break (led all starting pitchers)...was the fourth-best ERA prior to the All-Star Break in club history, behind only seasons from LHP Bob Knepper (1.15 in 1981), RHP Nolan Ryan (1.37 in 1981) and RHP Roger Clemens (1.48 in 2005)...went 0-2 with a 10.50 ERA (14ER/12IP) over his first three starts back from the DL from July 28-Aug. 8...went on to post a 5-3 record with a 2.95 ERA (19ER/58IP) over his final nine starts of the season...threw 7.0 shutout innings on Aug. 18 vs. OAK...was his 12th consecutive quality start against the A's, marking the longest streak against the club since RHP Jered Weaver's 12-game streak from 2010-13...made two rehab starts in the minors...threw 3.0 shutout innings on July 17 with Double A Corpus Christi...then threw 5.0 innings of one-run ball for Class A Short Season Tri-City on July 22...made five starts in the postseason, going 2-2 with a 3.58 ERA (11ER/27.2IP) and 32 strikeouts...led Houston to an 8-2 victory in Game 2 of the ALDS vs. BOS after going 5.2 innings and allowing one run on three hits with seven strikeouts...threw 7.0 shutout innings in Game 1 of the ALCS vs. NYY, striking out 10 while allowing one walk and four hits...marked a single-game postseason career-high for strikeouts, and the most by an Astros pitcher in the postseason since RHP Nolan Ryan fanned 12 in Game 5 of the 1986 NLDS vs. the Mets...became the fourth pitcher with a game of at least 7.0 scoreless innings and 10 strikeouts against the Yankees in the postseason, joining RHP Pedro Martinez (1999 ALCS), LHP Randy Johnson (2001 World Series) and LHP Cliff Lee (2010 ALCS)...became the first pitcher with consecutive seven-strikeout postseason games against the Yankees since RHP Pedro Martinez did so from 2003-04 (ESPN Stats & Info)...became the eighth pitcher in MLB history to win each of his first four postseason starts...the others who did it: LHP Lefty Gomez (6-0 from 1932-38), RHP Livan Hernandez (5-0 from 1997-2002), LHP Herb Pennock (5-0 from 1923-27), RHP Michael Wacha (4-0 in 2013), RHP Mike Moore (4-0 from 1989-90), RHP Lew Burdette (4-0 from 1957-58) and RHP Monte Pearson (4-0 from 1936-39)...started Game 5 of the ALCS at NYY (4ER/4.2IP)...got the loss but struck out eight batters, becoming the first pitcher in MLB history to record at least seven strikeouts in each of his first five postseason starts...got the loss in Game 1 of the World Series at LAD despite tossing a quality start (3ER/6.2IP)...started Game 5 of the World Series but lasted just 3.2 innings after allowing four runs (three earned) on five hits in Houston's 13-12 extra innings win.

2016: Was named the AL Gold Glove Award winner after finishing tied for the AL lead in defensive runs saved among pitchers (7) with RHP Masahiro Tanaka...did not commit an error in 32 total chances on the season, while recording 27 assists...became the first Astro at any position to win three straight Gold Glove Awards since Craig Biggio won four straight as a second baseman from 1994-97...made 26 starts before seeing his season cut short in late-August due to left shoulder inflammation...struggled in April (4.41 ERA, 16ER/32.2IP) and May (6.63 ERA, 27ER/36.2IP), but lowered his ERA in every month after, posting a 4.30 ERA in June (18ER/37.2IP), a 3.94 ERA in July (14ER/32IP) and a 3.10 ERA in August (10ER/29IP)...ranked third in the Majors and second in the AL in groundball to flyball ratio (2.65)...trailed only RHP Marcus Stroman (3.42) in the AL...16 of his 26 starts were quality starts...threw a quality start in 10 of his final 12 outings of the season (beginning on June 18 vs. CIN)...had the fourth-highest soft contact rate among AL pitchers (21.1%)...owned the seventh-lowest run support average among qualifying AL pitchers (4.07)...the Astros went 12-14 in games started by Keuchel, scoring more than two runs in just four of those 14 losses...went 4-5 with a 3.60 ERA (32ER/80IP) in 12 starts at home...threw a quality start in each of his last seven home outings of the season...missed the final month of the season with left shoulder inflammation, but was not placed on the Disabled List...earned the win on Opening Day in Houston's 5-3 victory over the Yankees at Yankee Stadium on April 4...allowed two runs on three hits in 7.0 innings...became the first Astros pitcher to start consecutive Opening Days since RHP Roy Oswalt (2003-10), and the second left-handed pitcher in club history to start multiple Opening Days, joining LHP Dave Roberts (1973-74)...became the first Astros pitcher to register the win in consecutive Opening Day games since RHP Shane Reynolds from 1999-2000...extended his home winning streak to 17 games by leading Houston to a 1-0 win over the Tigers on April 15...the streak dated back to his final start of the 2014 season on Sept. 20 vs. SEA...was the longest home winning streak in club history (previously RHP Danny Darwin, 13 games, 1989-90) and tied for the eighth-longest in MLB history, last accomplished by RHP Jose Fernandez from 2013-15...went 17-0 with a 1.36 ERA (22ER/145.1IP), 151 strikeouts and 19 quality starts in 20 total outings during the streak...squared off against LHP David Price and

the Red Sox on May 12 at Fenway Park...was the first time that the Astros had a reigning Cy Young Award winner match up with a former Cy Young Award winner since April 29, 2005 vs. CHC, when RHP Roger Clemens and RHP Greg Maddux matched up in a 3-2 Cubs victory...threw a three-hit, complete game shutout on Aug. 5 vs. TEX...marked the fewest hits he had allowed in a complete-game effort in his career...was his 10th career complete game, becoming the eighth southpaw in club history to reach 10 career complete games...the last to do it was LHP Mike Hampton (13 from 1994-2009)...recorded his 50th career win in his final outing of the season on Aug. 27 vs. TB...allowed two runs in 7.0 innings in Houston's 6-2 victory...became the fifth left-handed pitcher in club history to reach 50 wins, joining LHP Bob Knepper (93), LHP Wandy Rodriguez (80), LHP Mike Hampton (76) and LHP Jim Deshaies (61)...regained his command of the strike zone over his final 17 starts of the season (beginning on May 22), striking out 97 and walking 23 (4.22 strikeout to walk ratio; 1.85 walks per 9.0 innings ratio)...walked 25 and struck out 47 over his first nine starts of the year for a 1.88 strikeout to walk ratio and 3.99 walks per 9.0 inning ratio...ended his season on an eight-game quality start streak from July 18-Aug. 27...was his longest streak of quality starts since an eight-game run from Aug. 1-Sept. 11, 2015...went 3-3 with a 3.60 ERA (22ER/55IP), 45 strikeouts, 13 walks and a .224 opponent average (45x201) in that span.

2015: Had one of the greatest individual seasons in club history, taking home the AL Cy Young Award, Rawlings AL Gold Glove Award, MLBPA Players Choice Award for AL Most Outstanding Pitcher, Fielding Bible Award (given to the best fielding pitcher in the Majors), Warren Spahn Award (given to the top left-hander in Major League Baseball), three AL Pitcher of the Month Awards (April, May, August), Astros MVP and Pitcher of the Year honors as voted by the Houston Chapter of the BBWAA, while being named the Starting Pitcher on the Sporting News AL All-Star Team and finishing fifth in the AL MVP voting...became the third pitcher in club history to win a Cy Young Award, joining RHP Roger Clemens (2004) and RHP Mike Scott (1986)...received 22 first place votes and eight second place votes for 186 total points in the Cy Young voting (LHP David Price finished second with 143 points)...in the AL MVP voting, garnered 107 points with three fourth place votes, eight fifth place votes, five sixth place votes, one seventh place vote and three eighth place votes...became the eighth pitcher in club history to win 20 games in a season, leading all AL pitchers in wins, WAR (7.2), innings (232.0) and groundball to flyball ratio (3.68), while ranking second in ERA (2.48) and opponent batting average (.217), and tied for third in complete games (3)...marked the most innings by a Houston lefty since LHP Mike Hampton tossed 239.0 in 1999...27 quality starts also marked the most since Hampton notched 27 in 1999...set a franchise record for strikeouts by a left-hander in a single season (216), surpassing LHP Mike Cuellar (203 in 1967)...had the most strikeouts by an Astros pitcher since RHP Roger Clemens fanned 218 in 2004...had five double-digit strikeout games, which marked the most by an Astro since RHP Wade Miller had five in 2001...ranked tied for fifth in the AL in strikeouts...went undefeated at home, going 15-0 with a 1.46 ERA (21ER/129.1IP) and 139 strikeouts during the regular season, while winning his only home postseason start in the ALDS vs. Kansas City...became the first pitcher in Major League history to finish a season with at least 15 wins while being undefeated at home...prior to Keuchel, the MLB record was held by RHP Boo Ferriss and RHP Tex Hughson, who both went 13-0 at home for the 1946 Boston Red Sox...his home ERA was the lowest produced by an AL pitcher since RHP Nolan Ryan in 1972 (1.07)...stretched his home winning streak during the regular season to 16 games (dating back to Sept. 20, 2014), which is a club record and the longest by an AL pitcher since LHP CC Sabathia won 16 straight home games from 2009-10...became the first AL pitcher to win 16 combined home games between the regular season and postseason since RHP Jack Morris (16-3) in 1991...his 3.68 groundball to flyball ratio marked the sixth-highest ratio produced by an MLB pitcher since the stat was first tracked in 1987...only one other AL pitcher posted a higher groundball to flyball ratio for a single season: RHP Derek Lowe in 2003 (3.92)...his groundball rate of 62.3 percent was the second highest posted by a left-handed pitcher in a single season since 1987, behind only his 64.4 percent mark he posted in 2014...was named to his first All-Star Game, and was named the starting pitcher for the AL squad by manager Ned Yost...became the fourth pitcher in franchise history to start an All-Star Game, joining Clemens (2004), Scott (1987) and RHP J.R. Richard (1980)...became the first pitcher in club history to win a Pitcher of the Month Award three times in a single season...the last Major Leaguer to do so was RHP Jake Peavy, who won NL Pitcher of the Month for the Padres in May, August and September of 2007...the last AL pitcher to do so was LHP Johan Santana, who won his awards for the Twins in July, August and September of 2004...marked the first year since 1979 that the Astros took home multiple pitcher of the month awards as RHP Ken Forsch (April), RHP Joe Niekro (May), and RHP Joaquin Andujar (June) and RHP J.R. Richard (September) all took home the honor...led all AL pitchers in assists (53) and total chances (72), while leading all Major League pitchers in defensive runs saved (13)...made just one error all season for a .986 fielding percentage, making him one of five AL pitchers to make one error or less while pitching 200 or more innings...made his second consecutive Opening Day roster, this time as the Astros No. 1 starter...made his first career Opening Day start on April 6 vs. CLE, earning the win and out-dueling the AL's reigning Cy Young Award winner RHP Corey Kluber...tossed 7.0 shutout innings, allowing three hits and three walks with four strikeouts...became the second pitcher in club history to toss 7.0+ shutout innings on Opening Day, joining RHP Roy Oswalt, who tossed 8.0 shutout innings on April 3, 2006 vs. FLA (1-0 win)...became the first Astros pitcher since LHP Wandy Rodriguez on April 8, 2010 at CHC to record five assists and one putout in a single game...became the sixth different pitcher to start on Opening Day for Houston over the last six years, joining Roy Oswalt (2003-10), RHP Brett Myers (2011), LHP Wandy Rodriguez (2012), RHP Bud Norris (2013) and RHP Scott Feldman (2014)...also became just the fifth lefty to start on Opening Day in Houston franchise history...the others were LHP Bobby Shantz (1962), LHP Mike Cuellar (1967), LHP Dave Roberts (twice, 1973-74) and LHP Wandy Rodriguez (2012)...was named AL Pitcher of the Month for the month of April, becoming the first Astro to win a Pitcher of the

Month award since LHP Wandy Rodriguez in July of 2009...went 3-0 in his five starts in April, posting a 0.73 ERA (3ER/37IP) and 22 strikeouts while allowing just 27 baserunners (16 hits, 11 walks) in his 37.0 innings...led the league in innings, opponent batting average (.130) and groundball to flyball ratio (3.61) during the month, ranking second in ERA and tied for third in wins...posted a 0.80 ERA (4ER/45IP) through his first six starts of the season (April 6-May 4), including three scoreless starts...per Elias, marked the lowest ERA by an Astros starter through his first six starts of a season in franchise history...the previous record was held by LHP Bob Knepper, who posted a 0.85 ERA (4ER/42.1IP) in 1988...notched his sixth win of the season on May 20 vs. OAK, becoming the first Astros starter to begin a season 6-0 since Roger Clemens started the 2004 season 9-0...was named AL Pitcher of the Month for May...joined LHP Randy Johnson as the only pitchers in Astros history to win consecutive Pitcher of the Month awards...went 4-1 in his six starts in May, posting a 2.62 ERA (13ER/44.2IP) and 38 strikeouts while allowing a .223 opponent average...closed out the month with back-to-back complete game efforts, including a four-hit, 11-strikeout, complete-game shutout against the White Sox on May 30 at Minute Maid Park...had consecutive scoreless appearances on June 25 vs. NYY (9IP) and on June 30 vs. KC (8IP)...over that stretch and into his next start, did not allow a run in 19.0 consecutive innings pitched from June 25-July 7...at 11-4, became the first Astros pitcher to win 11 games prior to the All-Star Break since Roy Oswalt went 12-7 in the first half of 2005...led all Major League pitchers in innings pitched (137.1), while ranking tied for first in the AL in wins, second in ERA (2.23), tied for second in complete games (3) and fourth in opponent batting average (.208) prior to the All-Star Break...was named the AL Co-Player of the Week with OF Lorenzo Cain on July 20, following his dominant July 20 performance vs. TEX, when he shut out the Rangers over 7.0 innings, allowing only two hits with a career-high 13 strikeouts...on Aug. 25 at NYY, did not allow a run or walk, striking out nine with three hits allowed...pitched 16.0 scoreless innings against the Yankees during the season, becoming the second pitcher in Major League history to hold the Yankees scoreless over 16.0 innings in a single season...joined White Sox RHP Joe Horlen, who recorded 18.0 scoreless frames against the Yankees in 1965...won his franchise-record, third Pitcher of the Month Award (August)...during the month, went 4-1 with a 1.94 ERA (9ER/41.2IP) in six starts, collecting 41 strikeouts and allowing a .221 opponent batting average...gave up a career-high three homers on Sept. 6 vs. MIN, snapping a streak of 46 consecutive starts at home without allowing multiple homers...was the longest streak by an Astro since RHP Mike Scott went 60 starts from 1983-86...committed his only error of the season on Sept. 11 at LAA...had gone 47 consecutive starts and 330.0 total innings (dating back to May 31, 2014) without making an error...set a club record by going at least 6.0 innings in 40 consecutive starts from July 25, 2014-Sept. 11, 2015...notched his 20th win of the season and the 41st win of his career on Oct. 2 at ARI, his final start of the regular season...was his 109th career game...the only left-handed pitcher in club history to compile more wins within his first 109 games was LHP Jim Deshaies (44)...the Astros scored 21 runs in the game, and per Elias, marked the most run support any pitcher had received in his 20th win of a season in the modern era...the previous high was 20 runs, scored by the Braves for RHP Dick Rudolph in his 20th victory of the 1915 season...made his first trip to the playoffs, pitching in three postseason games (2 starts)...started the AL Wild Card Game at NYY (0ER/6IP), Game 3 of the ALDS vs. KC (1ER/7IP), and pitched 1.0 relief inning in Game 5 of the ALDS at KC (3ER/1IP)...led the Astros to a 3-0 victory over the Yankees at Yankee Stadium in the AL Wild Card Game on Oct. 6, tossing 6.0 shutout innings...became the third pitcher in club history to toss at least 6.0 shutout innings in his postseason debut, joining RHP Mike Scott (Game 1 of the 1986 NLCS vs. NYM) and RHP Joe Niekro (Game 3 of the 1980 NLCS vs. PHI)...became the fifth pitcher in MLB history to toss at least 6.0 shutout innings in his first career postseason start, while also being an elimination game...joined RHP Alex Cobb (2013), LHP Brett Anderson (2012), RHP Chris Young (2006) and RHP Joe Coleman (1972)...in his only home start of the postseason (ALDS Game 3), joined RHP Mike Scott (1986 NLCS Games 1 and 4) as the only pitchers in club history to record the win in each of their first two postseason starts...started his playoff career with 9.0 consecutive scoreless innings.

2014: In his third season in the Majors, was named an AL Gold Glove winner and the Astros Pitcher of the Year by the Houston Chapter of the BBWAA...became the first pitcher in club history to win a Gold Glove Award...became the first player born in Oklahoma to win an AL Gold Glove Award since Paul Blair in 1975...the longest streak by 17-12 in his 29 starts, which were tied for the most on the club with RHP Scott Feldman...was on the Final Vote ballot for the 2014 AL All-Star Team and was named the AL Player of the Week for the week of May 19-25...led the club in wins, innings (200.0), complete games (5) and quality starts (21), while ranking second in strikeouts (146) and ERA (2.93)...set career highs in wins, innings, starts, complete games, strikeouts and quality starts...per Elias, became the first Astros pitcher to reach 12 wins and 200.0 innings with a sub-3.00 ERA since RHP Roy Oswalt did so in 2006...led the Majors in groundball to flyball ratio by a wide margin, as his 3.63 mark ranked directly ahead of LHP Tyson Ross' 2.81 GB/FB ratio...his groundball rate of 64.4 percent was the highest posted by a left-handed pitcher in a single season since 1987...opponents grounded into a double play 36 times against him, which ranked as the second most in franchise history in a single season behind LHP Mike Hampton (38 in 1999)...became one of just four pitchers since 1987 to post both a strikeout to walk ratio (3.04) and groundball to flyball ratio above 3.00 in a single season (also RHP Brandon Webb, RHP Kevin Brown, RHP Greg Maddux)...led the AL and ranked tied for second in the Majors in complete games (5) with RHP Adam Wainwright, behind only LHP Clayton Kershaw (6)...marked the most complete games by an Astro since LHP Mike Hampton (7) and RHP Darryl Kile (6) in 1997...pitched at least 8.0 innings in eight starts, the most by an Astros pitcher since RHP Roy Oswalt did so in 2006...the only AL pitchers with more starts of at least 8.0 innings in 2014 were LHP David Price (17), RHP Corey Kluber (10) and RHP Felix Hernandez (10)...ranked 11th among Major League pitchers and fifth in the AL in WAR (5.1)...ranked seventh in the American League in ERA...ranked among the AL lefty leaders in complete

games (1st), homers allowed per 9.0 innings (0.49, 2nd), ERA (3rd), innings (5th), WHIP (5th), strikeouts (7th) and wins (7-7th)...was one of three qualifying pitchers in the Majors to post an ERA of 3.60 or lower in every month of the season (also RHP Felix Hernandez, RHP Johnny Cueto)...led all Major League pitchers in total chances (66) and assists (47), while ranking tied for fourth among AL hurlers in putouts (18)...made just one error for a .985 fielding percentage, which ranked sixth among AL pitchers...was one of just 12 qualifying AL pitchers to make one error or less...the only AL pitchers to make one error or less in at least 200.0 innings were Keuchel, RHP Corey Kluber, LHP Mark Buehrle and RHP Felix Hernandez...per Fangraphs.com, led all Major League pitchers with 10 defensive runs saved...his 1.18 WHIP was the lowest by an Astro since RHP Roy Oswalt posted a 1.17 mark in 2006...went at least 5.0 innings without giving up more than five runs in 29 straight starts, which set an Astros record for a single season (previously RHP Roger Clemens, 28 starts in 2005)...ranked seventh among AL pitchers in quickest pace between pitches, averaging 20.6 seconds...ranked fourth among lefties, behind LHP Mark Buehrle (17.3), LHP John Danks (19.9) and LHP Chris Sale (20.1)...made his first career Opening Day roster as the Astros No. 5 starter...was one of two Astros starters that remained on the active roster for the entire season (also RHP Scott Feldman)...was scratched from one scheduled start on June 28 vs. DET with left wrist inflammation...on April 10 at TOR, defeated the Jays with a 7.0-inning, one-run performance...became one of just 10 left-handers in MLB history to go at least 7.0 innings in each of his first three starts against Toronto, with the most recent being LHP Joe Saunders (2005-07)...struck out 30 batters in April, which tied LHP Mike Hampton for the second-most compiled by an Astros left-hander during the month in club history...LHP Wandy Rodriguez set the record with 33 strikeouts in April of 2011...on May 8 at DET, out-duelled his former college roommate, LHP Drew Smyly (3ER/5.1IP), in an Astros 6-2 win...went 7.2 innings, allowing two runs on six hits with seven strikeouts...tossed his first career complete game shutout (second career complete game), and the Astros first of the season, on May 13 vs. TEX...struck out seven and allowed seven hits with one walk...struck out the side on 10 pitches in the 2nd inning (one pitch away from an immaculate inning)...became just the second pitcher in club history to shut out the Rangers (also RHP Taylor Buchholz on May 21, 2006, vs. TEX)...RHP Scott Feldman did so later in the season on Aug. 30 in Houston...in his next start, went 8.2 innings on May 19 at LAA and then threw another complete game in his next outing on May 25 at SEA...came within one out of throwing three straight complete games, as OF Mike Trout reached on an infield single with two outs in the bottom of the ninth in his start on May 19...became the first Astros pitcher to go at least 8.2 innings in three straight starts since RHP Darryl Kile did so from July 20-25, 1997...prior to Keuchel, the last MLB player to do so was LHP Cliff Lee from June 16-28, 2011...was named the American League Player of the Week for the week of May 19-25...became the first Astros pitcher to win Player of the Week honors since RHP Roy Oswalt did so in 2008...became one of just three left-handed pitchers in club history to win Player of the Week honors, joining LHP Bob Knepper (1981) and LHP Joe Sambito (1980)...went 2-0 with a 1.02 ERA (2ER/17.2IP), 14 strikeouts and a complete game during the week...among AL pitchers during the week, ranked first in ERA, innings, opponent average (.153) and complete games, and third in strikeouts...posted a career-long four-game winning streak from May 8-25...was scoreless in a career-long 20.2 consecutive innings from May 8-19...was the longest scoreless innings streak by an Astro since RHP Alberto Arias had a streak of 21.1 scoreless innings in 2009...his 2.14 ERA (11ER/46.1IP) in the month of May was the lowest by an Astros pitcher since RHP Roger Clemens posted a 1.54 ERA (7ER/41IP) in May of 2005...the last Astros lefty to post a lower May ERA was LHP Mike Hampton in 1999 (2.05)...marked the most innings by an Astros lefty during May since LHP Bob Knepper went 49.1 innings in 1986...four wins in May tied a franchise record for a lefty: also Knepper (1988, 1985-86) and LHP Dave Roberts (1973)...defeated the Twins on June 6 at MIN (0ER/6IP), becoming the second Astros pitcher to win his first six road starts of a season, with the other being RHP Darryl Kile in 1996 (Elias)...he and RHP Jarred Cosart (9-6) each won nine games in the first half...prior to that duo, the last Astros pitcher to record nine wins before the All-Star Break was LHP Wandy Rodriguez in 2006 (9-6)...on July 25 vs. MIA, became the fourth pitcher in franchise history to go at least 7.0 innings and not allow an earned run or walk and still receive a loss...the last to do it was RHP Mark Portugal on Sept. 9, 1991, vs. SD...picked up his fifth complete game of the season on Aug. 21 at NYY (3ER/8IP)...was out-duelled by RHP Brandon McCarthy (0ER/9IP), who also threw a complete game...neither pitcher issued a walk, which resulted in the fastest 9.0 inning game ever played at the new Yankee Stadium (2 hours, 7 minutes)...10 of his last 11 starts from July 25 through the end of the season were quality starts...went 3-3 with a 2.37 ERA (21ER/79.2IP), 54 strikeouts and two complete games over that span...the Astros went 7-4 in his starts while going 5-0 in his last five outings...ranked sixth in the AL in ERA in that span.

2013: Pitched in 31 games for Houston, making 22 starts...fared much better as a starter, posting a 6-8 record and a 4.90 ERA (72ER/132.1IP) as opposed to his nine relief appearances (0-2, 6.75)...owned a tie for the club lead with 153.2 innings pitched (also, RHP Lucas Harrell)...had 10 quality starts in 22 total starts...led the American League and ranked second in the Majors in ground ball to fly ball ratio with a 2.57 mark (min. 150IP)...improved in nearly every statistic from 2012 to 2013, including groundball percentage (72.0%/61.1%), strikeouts per 9.0 innings (7.20/4.01) and walks per 9.0 innings (3.05/4.11)...began the year with Triple A OKC but was recalled by Houston on April 6, prior to making an appearance for the RedHawks...was the first pitcher recalled by Houston in 2013...worked in long relief for four appearances before being optioned back to OKC on April 20...started one game for OKC and was recalled on May 2...spent the remainder of the season with the Astros...earned 1 full year of service time despite being optioned twice...picked up his first career road victory on May 31 at LAA (2ER/7IP) in what was his 10th game (eighth start) on the road...twice reached a career-high nine strikeouts, on June 21 at CHC and on Sept. 13 vs. LAA...in a relief appearance on June 25 vs. STL, fanned six hitters in 2.2 innings pitched, which marked the most strikeouts by an Astros reliever in a single game since RHP Jeff Fulchino also fanned six

on Sept. 16, 2009, at CIN...was crowned the winner of the Astros "Dancing With The 'Stros" charity event on Sept. 15...competed against four teammates, each paired with a professional dancer...close to \$200,000 was raised for the Astros Foundation at the event...pitched only one game for OKC, a 6.0 inning shutout performance on April 26 vs. New Orleans...allowed just three hits, did not issue a walk and fanned five.

2012: Made 16 starts with Houston across three stints in what was his first career Major League action...went 3-3 with a 2.95 ERA (20ER/61IP) in 10 starts at Minute Maid Park...ranked as the seventh-lowest home ERA in Astros history by a rookie for a single season...his 1.57 groundball to flyball ratio ranked seventh in the Majors and fourth in the National League among rookies (min. 15 starts)...started the year in Triple A OKC's rotation...was selected to the Major League roster on June 17, before getting optioned back to Triple A on July 5...recalled on July 21 and optioned on Aug. 30...recalled on Sept. 4, where he finished the season in the Astros starting rotation...made his Major League debut on June 17 at TEX, where he allowed just one run on four hits in 5.0 innings of work...tossed the Astros first complete game of the season on June 23 vs. CLE in what was his second career Major League start...gave up one run on six hits over his 9.0 frames to earn his first Major League win...was the first Astros rookie to record a CG since RHP Taylor Buchholz went the distance on May 21, 2006, vs. TEX...also became the first pitcher to throw a CG in either his first or second ML appearance since RHP Clay Buchholz accomplished the feat on Sept. 1, 2007 (Elias)...became the first Astros pitcher to toss a complete game within his first two MLB starts since LHP Randy Niemann hurled a CG in his second career start on May 29, 1979...became the first Astros pitcher to begin his career by tossing 5.0 innings and allowing one-or-fewer runs in his first three Major League starts (June 17-28, 2012)...over his first seven MLB starts of 2012, allowed 5.77 walks per 9.0 innings (25BB/39IP)...slashed his walks per 9.0 innings rate to a 2.72 (14BB/46.1IP) mark over his final nine ML starts of the season...made three stints with Triple A Oklahoma City, posting a 6-4 record with two complete games and a 3.90 ERA (40ER/92.1IP)...was named the Pacific Coast League Pitcher of the Week on April 16...entering the 2012 season, was ranked by *Baseball America* as the No. 21 prospect in the Astros system.

MINOR LEAGUES:

2011: Went a combined 10-8 with a 4.12 ERA (75ER/163.2IP) and 91 strikeouts in 27 starts between Triple A Oklahoma City (7g) and Double A Corpus Christi (20g)...was a Texas League Midseason and Postseason All-Star...was named the Texas League Pitcher of the Week on June 13 and April 18...was the Corpus Christi Pitcher of the Month for both June and July...ranked by *Baseball America* as the No. 23 prospect in the Astros organization prior to the 2011 season...**2010:** Posted a 7-14 record with a 3.77 ERA (73ER/174.1IP) and 133 strikeouts in 28 games (27 starts) between Double A Corpus Christi (9g) and Class A Advanced Lancaster (19g)...his 3.36 ERA (45ER/120.2IP) at Lancaster ranked third in the California League...was the Lancaster Pitcher of the Month for May...**2009:** Spent his first professional season with Class A Short Season Tri-City...went 2-3 with a 2.70 ERA (17ER/56.2IP) and 44 strikeouts in 11 games (10 starts).

DALLAS KEUCHEL

Year	Team	W	L	ERA	G	GS	CG	SHO	SV	IP	H	R	ER	HR	HB	BB	SO	WP	BK	AVG
2009	Tri-City (A)	2	3	2.70	11	10	0	0	0	56.2	52	18	17	2	2	9	44	2	0	.240
2010	Lancaster (A)	5	8	3.36	19	18	3	0	0	120.2	129	58	45	10	2	25	97	3	0	.273
	Corpus Christi (AA)	2	6	4.70	9	9	0	0	0	53.2	59	32	28	2	1	11	36	0	0	.285
2011	Corpus Christi (AA)	9	7	3.17	20	20	1	1	0	127.2	116	49	45	9	4	27	76	6	0	.244
	Oklahoma City (AAA)	1	1	7.50	7	7	0	0	0	36.0	52	30	30	5	0	12	15	0	1	.354
2012	Oklahoma City (AAA)	6	4	3.90	16	16	2	1	0	92.1	92	46	40	5	0	20	50	1	1	.264
	HOUSTON	3	8	5.27	16	16	1	0	0	85.1	93	56	50	14	1	39	38	2	0	.286
	HOUSTON	6	10	5.15	31	22	0	0	0	153.2	184	96	88	20	5	52	123	7	0	.297
	Oklahoma City (AAA)	1	0	0.00	1	1	1	1	0	6.0	3	0	0	0	0	0	5	0	0	.150
2013	HOUSTON	12	9	2.93	29	29	5	1	0	200.0	187	71	65	11	7	48	146	7	0	.252
2014	HOUSTON	20	8	2.48	33	33	3	2	0	232.0	185	68	64	17	2	51	216	9	0	.217
2015	HOUSTON	9	12	4.55	26	26	1	1	0	168.0	168	88	85	20	2	48	144	9	0	.259
2016	HOUSTON	14	5	2.90	23	23	1	0	0	145.2	116	50	47	15	2	47	125	1	2	.218
	Corpus Christi (AA)#	0	0	0.00	1	1	0	0	0	3.0	2	0	0	0	0	1	3	0	1	.182
	Tri-City (A)#	1	0	1.80	1	1	0	0	0	5.0	3	1	1	0	1	0	5	0	0	.167
	MINOR LEAGUE TOTALS	27	29	3.70	85	83	7	3	0	501.0	508	234	206	33	10	105	331	12	3	.265
	MAJOR LEAGUE TOTALS	64	52	3.65	158	149	11	4	0	984.2	933	429	399	97	19	285	792	35	2	.251

#Rehab assignment

WILD CARD GAME RECORD

Year	Team	W	L	ERA	G	GS	CG	SHO	SV	IP	H	R	ER	HR	HB	BB	SO	WP	BK	AVG
2015	HOU/NYY	1	0	0.00	1	1	0	0	0	6.0	3	0	0	0	0	1	7	0	0	.143

DIVISION SERIES RECORD

Year	Team	W	L	ERA	G	GS	CG	SHO	SV	IP	H	R	ER	HR	HB	BB	SO	WP	BK	AVG
2015	HOU/KC	1	0	4.50	2	1	0	0	0	8.0	7	4	4	2	0	4	7	1	0	.226
2017	HOU/BOS	1	0	1.59	1	1	0	0	0	5.2	3	1	1	0	0	3	7	0	0	.150
	TOTALS	2	0	3.29	3	2	0	0	0	13.2	10	5	5	2	0	7	14	1	0	.196

CHAMPIONSHIP SERIES RECORD

Year	Team	W	L	ERA	G	GS	CG	SHO	SV	IP	H	R	ER	HR	HB	BB	SO	WP	BK	AVG
2017	HOU/NYY	1	1	3.09	2	2	0	0	0	11.2	11	4	4	0	0	2	18	0	0	.239

WORLD SERIES RECORD


Year	Team	W	L	ERA	G	GS	CG	SHO	SV	IP	H	R	ER	HR	HB	BB	SO	WP	BK	AVG
2017	HOU/LAD	0	1	5.23	2	2	0	0	0	10.1	11	7	6	2	0	3	7	0	0	.289

KEUCHEL CAREER TRANSACTIONS

- Selected by Houston in the seventh round of June 2009 draft.
- On Disabled List, May 17-27, 2017 (pinched nerve in neck).
- On Disabled List, June 5-July 28, 2017 (neck discomfort).

KEUCHEL GAME HIGHS

Longest Winning Streak:	11 -- Aug. 21, 2016-June 2, 2017
Longest Losing Streak:	7 -- July 4-Aug. 29, 2012
Strikeouts:	13 -- July 19, 2015 vs. TEX
Walks:	6 (2x) -- last, April 10, 2016 at Milwaukee
Innings (starter):	9.0 (9x) -- last, April 25, 2017 at Cleveland
Innings (relief):	4.1 -- May 2, 2013 vs. Detroit
Low-Hit Game (CG):	3 -- Aug. 5, 2016 vs. Texas



JAKE MARISNICK

Born: 3/30/91 in Riverside, CA

Resides: Riverside, CA

Opening Day Age: 27

ML Service: 3.145

Contract Status: Signed through 2018

Acquired: From Miami along with RHP Francis Martes, IF Colin Moran and a 2015 Competitive Balance Round A pick in exchange for RHP Jarrod Cosart, IF Kiké Hernandez and OF Austin Wates on July 31, 2014.

6

OF

YEAR	AVG	HR	RBI
R/R	6'4"	228	

TABLE OF CONTENTS

MARISNICK

PLAYER DEVELOPMENT

2017 REVIEW

OPPONENTS

HISTORY AND RECORDS

SPRING TRAINING

MEDIA INFORMATION

MINUTE MAID PARK

CAREER HIGHLIGHTS

- Athletic outfielder has played in parts of five Major League seasons with Miami (2013-14) and Houston (2015-17), appearing in 462 games while compiling a .228 (271x1186) batting average with 53 doubles, six triples, 34 homers, 116 RBI and 57 stolen bases.
- Is regarded as one of the top defensive outfielders in the game...among all American League outfielders since 2014, ranks seventh in defensive runs saved with 46, trailing Kevin Kiermaier (103), Mookie Betts (78), Kevin Pillar (61), Jarrod Dyson (58), Lorenzo Cain (56) and Alex Gordon (49).
- Has gone 57-for-72 (72.2%) in stolen base attempts in his career.
- Has had three games in his career where he entered as a pinch-runner before going on to hit a home run: Sept. 6, 2015 vs. MIN, May 25, 2017 vs. DET, June 22, 2017 at OAK...this ties him for the most such games in MLB history with Gene Stephens, who played in the Majors from 1952-64.
- Belted a career-high 16 home runs in just 106 games in 2017, while also setting career highs in runs (50), walks (20), OPS (.815), on-base percentage (.319) and slugging percentage (.496)...led the Majors with 13 home runs out of the 9th spot in the order, the most by an AL player out of the 9th spot in the order since 2006 (Brandon Inge, 14).
- In 2015, ranked eighth in the AL in stolen bases with 24, and ranked tied for fifth among AL center fielders in outfield assists (8).
- On May 7, 2015, at LAA, completed the first unassisted double play by a center fielder in club history...caught a flyball hit by Matt Joyce, and then ran to first base to double up Albert Pujols, who had rounded second base...was also just the third unassisted double play completed by a Major League center fielder in a 23-season span...also Seattle's Mike Cameron (May 23, 2003) and Tampa Bay's Desmond Jennings (April 20, 2013).
- Made his Major League debut for Miami on July 23, 2013, after getting selected to the Major League roster from Double A Jacksonville.
- Made his postseason debut with Houston in 2015, playing in four total games and making two starts in center field (ALDS Games 1 and 2)...went 3x7 (.429) with a double in his two starts in the ALDS against Kansas City...also played 1.0 inning in center field in the AL Wild Card Game at NYY, and pinch-ran in Game 4 of the ALDS vs. KC.
- While playing for Double A Jacksonville on May 30, 2013 at Pensacola, went 3x5 with a double and two home runs, tying a Southern League single-game record with nine RBI...both home runs were grand slams, which were the first two of his career.
- Was rated by *Baseball America* as a top 100 overall prospect for three straight years: No. 79 in 2014, No. 64 in 2013, No. 67 in 2012...tabbed by the publication as a top-five prospect in the Marlins organization in 2014 (No. 3), and 2013 (No. 4), and a top-10 prospect in the Blue Jays organization in 2012 (No. 3) and 2010 (No. 6)...named the 'Best Athlete' in the Jays organization from 2010-12, and the club's 'Best Defensive Outfielder' and 'Best Outfield Arm' in 2013.

★ NOTES

- Graduated from Riverside Poly High School in Riverside, Calif. in 2009...hit .495 (46x93) his junior year...hit .404 (36x89) his senior season with six homers, 31 RBI and 22 steals...was recognized as a first-team All-CIF (California Interscholastic Federation) selection in 2009...the two-sport athlete was also named an All-County and All-CIF Southern Section wide receiver in his junior season.
- Drafted by the Toronto Blue Jays in the third round of the 2009 draft...signed by Blue Jays scout Rick Ingalls...before being drafted, was committed to play baseball at the University of Oregon.
- Was traded to Miami in the 12-player blockbuster deal that sent LHP Mark Buehrle, RHP Josh Johnson and IF Jose Reyes to Toronto on Nov. 19, 2012.
- Acquired by Houston from Miami prior to the 2014 trade deadline in a six-player deal.
- Was arbitration eligible for the second time in his career this offseason...qualified for arbitration last year under the Super 2 status.

2017: Blasted a career-high 16 home runs in just 106 games in a season cut short due to a fractured right thumb he suffered in mid-September...also set career highs in runs (50), walks (20), OPS (.815), on-base percentage (.319) and slugging percentage (.496)...among all AL players with at least 250 plate appearances, finished 12th in at-bat to home run ratio (14.38, 230AB/16HR)...hit 13 of his home runs out of the ninth spot in the lineup...that led all nine-hole hitters in 2017, and marked the most by an AL player since Brandon Inge hit 14 homers while batting ninth for the 2006 Detroit Tigers...his power spike coincided with a dramatic increase in his fly ball rate...posted a 44.9% flyball rate in 2017...had posted a flyball rate above 40% just once in his career prior to 2017 (career rate is 36.7%)...also posted a career-high 28.7% hard-hit ball rate, and a career-best 18.2% soft contact rate...10 of his 16 homers had an estimated distance of 400-feet or greater...made 63 starts in center field and three starts in left field...became the first player in club history to homer in two games where he entered as a pinch-runner in a single season...became the ninth player in Major League history to do this, and the first since Mike Mordecai in 2003...gave him three games in his career where he entered as a pinch-runner before homering, which tied Gene Stephens for the most such games in MLB history...made his third consecutive Opening Day roster...placed on the 7-day concussion DL on April 24...activated from the DL on May 1...suffered a fractured right thumb while sliding into second base on Sept. 13 at LAA...underwent surgery on Sept. 15...was not placed on the DL but missed the remainder of the season, including the playoffs...hit a game-tying, 9th-inning solo homer off RHP Kelvin Herrera on April 10 vs. KC after entering as a defensive replacement in the 8th inning...was a 331-foot homer into the Crawford Boxes...marked the first time Herrera had ever given up a homer on a slider (had thrown 205 sliders in his career prior to that pitch)...threw out the potential game-tying run at home plate on May 11 at NYY after entering the game as a defensive replacement in left field...was his first outfield assist of the season...recorded his first-career multi-homer game on May 16 at MIA against his former club...set a single-game career-high for RBI (4)...hit a 450-foot homer off RHP Tom Koehler, and a 415-foot homer off RHP Nick Wittgren...hit a go-ahead, 8th-inning homer on May 26 vs. DET after entering as a pinch-runner...per Elias, became the first player since Drew Stubbs in 2016 to homer after entering as a pinch-runner...homered in his first plate appearance on May 27 vs. BAL, giving him homers in consecutive plate appearances...marked the first time since 2015 that he homered in consecutive games...hit back-to-back homers with Derek Fisher on June 14 vs. TEX...then went back-to-back with George Springer on June 18 vs. BOS, hitting a 454-foot homer off LHP David Price (longest of the season)...went 3x4 with two homers and a career-high five RBI on July 31 vs. TB...was his second career multi-homer game...per Elias, became the sixth player since RBI became a stat in 1920 to record four runs and five RBI out of the ninth spot in the order...joined Jackie Bradley Jr. (2015), Micah Owings (2007), Ramon Vazquez (2007), Luis Rivas (2002) and Wes Ferrell (1931)...played in two games with Double A Corpus Christi on a rehab assignment for his concussion...went 3x7 with one double, one homer and two RBI.

2016: Completed his second consecutive full season in the Major Leagues, playing in 118 games and making 85 starts (60 in center field, 22 in left field, three in right field)...recorded a career-high nine outfield assists...posted a .995 fielding percentage, as he made just one error in 213 total chances...ranked third among AL outfielders in fielding percentage (min. 750 innings)...also ranked seventh among AL outfielders in defensive runs saved (18)...recorded a career-high 18 doubles...made his second career and second consecutive Opening Day roster...had a brief stint at Triple A, as he was optioned on April 24 and recalled May 5...missed four games with a right groin injury from Aug. 12-15...had his best month of the season in July, as he hit .326 (15x46) with an .819 OPS (.340 OBP/.478 SLG) in 20 games...recorded a hit in nine consecutive home games from July 27-Aug. 26, batting .310 (9x29) during the run...was a career-long streak...hit .185 (5x27) during his seven-game stint at Triple A.

2015: Set career highs in nearly every offensive category after playing in a career-high 133 games...made 101 starts in the outfield for Houston, including 84 in center field, nine in left field and eight in right field...finished eighth in the AL in stolen bases with 24...went 24-for-33 (72.7%) in steal attempts...ranked sixth among AL outfielders with 13 defensive runs saved...had eight outfield assists, all of which came in center field...ranked tied for fifth among AL center fielders in the category...became the seventh player in Astros history to record eight outfield assists in center field despite playing less than 100 games at the position, joining Jimmy Wynn (11 in 1968), Billy Hatcher (10 in 1987), Ron Davis (9 in 1966), Steve Finley (9 in 1994), Carlos Beltrán (8 in 2004) and Brian Hunter (8 in 1995)...the Astros went 29-7 in games in which he scored a run...made his debut on an Opening Day roster and started in center field on Opening Day vs. CLE...was placed on the 15-day Disabled List on June 19 with a left hamstring strain...activated from the DL on July 5...hit .379 (22x58) with four doubles, two triples, two homers, 10 RBI, eight steals and a 1.043 OPS (.422 OBP/.621 SLG) in 19 games in April...among AL hitters during the month, ranked tied for second in steals, third in average and fourth in OPS...completed an unassisted double play on May 7 at LAA after catching a fly ball hit by Matt Joyce and running to first base to double up Albert Pujols, who had rounded second base...per Elias, became the first center fielder in club history to complete an unassisted double play...was also just the third unassisted double play completed by an MLB center fielder over a 23-season span: also Seattle's Mike Cameron (May 23, 2003) and Tampa Bay's Desmond Jennings (April 20, 2013)...recorded eight putouts in center field on July 24 vs. KC...marked his second-career game with eight putouts in center field (also Aug. 8, 2014 vs. TEX)...became the seventh player in club history to record multiple games with at least eight putouts in center field, joining Willy Taveras (2g), Carl Everett (2g), Steve Finley (2g), Tony Scott (2g), Cesar Cedeno (1g) and Jimmy Wynn (2g)...homered in three straight games with a plate appearance from Sept. 1-7...in 24 games in September, hit .267 (12x45) with two doubles, three homers, 10 RBI, five steals and an .881 OPS (.370 OBP/.511 SLG)...played in three games with Triple A Fresno on a rehab assignment from

July 1-3...went 2x12 (.167) with two doubles, three RBI and three steals...recorded three steals, a double, three RBI and two walks in his final rehab game...made his postseason debut, playing in four total games and making two starts in center field (ALDS Games 1 and 2)...went 3x7 (.429) with a double in his two starts in the ALDS against Kansas City...also played 1.0 inning in center field in the AL Wild Card Game at NYY, and pinch-ran in Game 4 of the ALDS vs. KC.

2014: Played in 51 games with the Astros after coming to the organization from the Marlins as part of the RHP Jarrod Cosart trade...the outfielder was regarded as one of Miami's top prospects prior to the trade...*Baseball America* had him as the Marlins No. 3 prospect prior to the season and No. 79 overall prospect in the game...played in 14 games with Miami before being traded to Houston...hit .272 (47x173) with eight doubles, three homers and 19 RBI in his 51 games as an Astro...had 14 multi-hit games...started the season with Triple A New Orleans in the Marlins organization...had three Major League stints with the Marlins, with his most recent recall coming on July 28...had a 13-game stint from June 16-28, and was up with the club from July 4-5 but did not appear in a game...made 47 starts for Houston (29 in RF, 16 in CF and 2 in LF)...recorded a career-high four hits on Aug. 11 vs. MIN (all singles)...was his third multi-hit game in four contests...hit .545 (6x11) with a double, home run and RBI in three games vs. Minnesota...hit a game-winning two-run double to break a 3-3 tie in the 10th inning on Aug. 16 at BOS...hit .277 (95x343) with 16 doubles, 40 RBI and 10 home runs in 89 games at Triple A New Orleans...at the time of his recall, ranked tied for fourth in the Pacific Coast League in steals (17)...named the Marlins May 2014 Minor League Player of the Month while with Triple A New Orleans...batted .347 (35x101) with three doubles, two triples, three homers and 13 RBI in May...had a 16-game hitting streak with New Orleans from May 19-June 3...batted .379 (22x58) with three doubles, a triple, home run and seven RBI in that span.

2013: His season debut was delayed until April 28, due to a broken bone in his left hand...appeared in three games for Class A Advanced Jupiter before a promotion to Double A Jacksonville on May 1...was selected to the Major League roster from Jacksonville on July 23 and made his Major League debut that night at Colorado (0x4), starting in center field...at the time of his call-up, was batting .344 (22x64) in 17 games in July for the Suns...set a club record by opening his Major League career 0x14...recorded his first hit on July 26 vs. PIT (single in sixth inning)...recorded his first career home run (off RHP Jenrry Mejia) and game-winning RBI on July 31 vs. NYM...on May 30 at Pensacola, went 3x5 with a double, two home runs and nine RBI...both home runs were grand slams, the first two of his career...the nine RBI tied a Southern League record for a single game...had a season-long hitting streak of nine games from June 13-26 (.333, 13x39).

MINOR LEAGUES:

2012: Entered the season ranked as the No. 67 prospect in baseball by *Baseball America*...split his season between Class A Advanced Dunedin and Double A New Hampshire, combining to hit .249 (122x489) with 66 runs scored, 29 doubles, 10 triples, eight home runs and 50 RBI in 120 games...opened the season with Dunedin and made 63 of 65 starts in center field...also made two starts as the designated hitter...tallied a season-high three hits on April 19 vs. Brevard County...posted three-hit games on April 26 and 27 at Lakeland, May 9 vs. Fort Myers and June 10 vs. Clearwater...earned Florida State League Player of the Week honors for April 23-29, after going 11x26 (.423) with six runs scored, two doubles, three home runs and eight RBI in six games...transferred to New Hampshire on July 5 in his first career action at the Double A level...of his first eight games with a hit, seven were two-hit efforts...finished the season with hits in nine of his last 10 games, batting .264 (16x44) with three doubles, two triples, one home run and six RBI...named the Blue Jays No. 2 prospect after the season by *Baseball America*...also named as the 'Best Defensive Outfielder' and 'Best Outfield Arm' by the same publication...appeared in 19 games with Salt River in Arizona Fall League, posting a .314 average (22x70) with nine runs scored, three doubles, two triples, one home run and eight RBI...**2011:** Spent the entire season in Class A Lansing...batted .320 (148x462) with 27 doubles and 14 homers in 118 games...posted the fourth-highest average among Blue Jays farmhands in 2011, earning Midseason and Postseason Midwest League All-Star honors...named an Organization All-Star by MiLB.com and Class A All-Star by *Baseball America*...**2010:** The 2009 draft pick appeared in 69 games in his first professional season...started with the GCL Blue Jays and batted .287 (35x122) with an .832 OPS (.373 OBP/.459 SLG)...finished the season in Class A Lansing where he batted .220 (28x127) in 34 games.

JACOB SHAWN MARISNICK

Year	Team	AVG	G	AB	R	H	2B	3B	HR	RBI	BB	SO	SB	CS	OBP	SLG	SF	SH	HB	E
2010	GCL Blue Jays (R)	.287	35	122	17	35	12	0	3	14	13	18	14	1	.373	.459	2	0	5	1
	Lansing (A)	.220	34	127	16	28	8	2	1	12	9	37	9	2	.298	.339	0	2	5	4
2011	Lansing (A)	.320	118	462	68	148	27	6	14	77	43	91	37	8	.392	.496	4	0	14	3
2012	Dunedin (A)	.263	65	266	41	70	18	7	6	35	26	55	10	5	.349	.451	2	2	10	1
	New Hampshire (AA)	.233	55	223	25	52	11	3	2	15	11	45	14	4	.286	.336	4	2	7	3
2013	Jupiter (A)	.200	3	15	2	3	1	0	0	0	0	1	0	0	.200	.267	0	0	0	0
	Jacksonville (AA)	.294	67	265	43	78	13	3	12	46	17	68	11	6	.358	.502	3	2	11	5
	MIAMI	.183	40	109	6	20	2	1	5	6	27	3	1	.231	.248	1	1	1	0	0
2014	New Orleans (AAA)	.277	89	343	50	95	16	4	10	40	17	64	24	6	.326	.434	2	6	9	3
	MIAMI	.167	14	48	3	8	0	0	0	3	19	5	0	.216	.167	0	0	0	0	0
	HOUSTON	.272	51	173	18	47	8	0	3	19	5	48	6	3	.299	.370	3	2	3	2
2015	HOUSTON	.236	133	339	46	80	15	4	9	36	18	105	24	9	.281	.383	4	6	5	3
	Fresno (AAA)#	.167	3	12	3	2	2	0	0	3	2	4	3	0	.286	.333	0	0	0	0
2016	HOUSTON	.209	118	287	40	60	18	1	5	21	16	83	10	5	.257	.331	1	4	3	1
	Fresno (AAA)	.185	7	27	3	5	2	0	0	1	1	10	1	1	.214	.259	0	0	0	0
2017	HOUSTON	.243	106	230	50	56	10	0	16	35	20	90	9	4	.319	.496	1	2	6	2
	Corpus Christi (AA)#	.429	2	7	2	3	1	0	1	2	0	2	0	0	.429	1.000	0	0	0	0
MINOR LEAGUE TOTALS		.278	478	1869	270	519	111	25	49	245	139	395	123	33	.345	.442	17	14	61	20
MAJOR LEAGUE TOTALS		.228	462	1186	163	271	53	6	34	116	68	372	57	22	.278	.369	10	15	18	8

#Rehab Assignment

WILD CARD GAME RECORD

Year	Team/Opp.	AVG	G	AB	R	H	2B	3B	HR	RBI	BB	SO	SB	CS	OBP	SLG	SF	SH	HB	E
2015	HOU/NYY	-	1	0	0	0	0	0	0	0	0	0	0	0	-	-	0	0	0	0

DIVISION SERIES RECORD

Year	Team/Opp.	AVG	G	AB	R	H	2B	3B	HR	RBI	BB	SO	SB	CS	OBP	SLG	SF	SH	HB	E
2015	HOU/KC	.429	3	7	1	3	1	0	0	0	0	2	0	0	.429	.571	0	0	0	0

MARISNICK CAREER TRANSACTIONS

- Selected by Toronto in the third round of the 2009 draft.
- Acquired by Miami from Toronto along with RHP Henderson Alvarez, RHP Anthony Desclafano, IF Yunel Escobar, IF Adeiny Hechevarria, C Jeff Mathis and LHP Justin Nicolino in exchange for OF Emilio Bonifacio, C John Buck, LHP Mark Buehrle, RHP Josh Johnson, IF Jose Reyes and cash on Nov. 19, 2012.
- Acquired by Houston from Miami along with RHP Francis Martes, IF Colin Moran and a 2015 Competitive Balance Round A pick in exchange for RHP Jared Cosart, IF/OF Kiké Hernandez, and OF Austin Wates on July 31, 2014.
- On Disabled List, June 19-July 5, 2015 (strained left hamstring).
- On Disabled List, April 24-May 1, 2017 (concussion).

MARISNICK GAME HIGHS

Hits:4 -- Aug. 11, 2014 vs. Minnesota
Home Runs:2 (2x) -- last, July 31, 2017 vs. Tampa Bay
RBI:5 -- July 31, 2017 vs. Tampa Bay
Stolen Bases:2 (4x) -- April 29, 2015 at San Diego
Longest Hitting Streak:11 -- April 20-May 3, 2015
Career Grand Slams:none

MARISNICK CAREER FIELDING

YEAR	POSITION	PCT.	G	PO	A	E	TC	DP
2016	Outfield	.985	102	131	3	2	136	0
TOTALS	Outfield	.991	427	823	31	8	862	8



FRANCIS MARTES

Born: 11/24/95 in Cotui, DR

Opening Day Age: 22

Contract Status: Signed through 2018

Resides: Santo Domingo, DR

ML Service: 0.116

Acquired: From Miami along with OF Jake Marisnick, IF Colin Moran and a 2015 Competitive Balance Round A pick in exchange for RHP Jarred Cosart, IF Kiké Hernandez and OF Austin Wates on July 31, 2014.

58

RHP

YEAR	STARTS	WINS	SAVES
R/R	6'0"	249	

CAREER HIGHLIGHTS

- Young right-hander made his Major League debut with the Astros in 2017, striking out 69 batters in 54.1 innings across 32 games (4 starts).
- Has made 76 appearances (61 starts) in his career in the minor leagues, posting a 23-17 record, a 3.18 ERA (125ER/353.2IP) and 345 strikeouts.
- Prior to making his Major League debut, was tabbed as one of the best prospects in all of baseball... entered the 2017 season ranked as the Astros top prospect by MLB.com, *Baseball America* and ESPN.com...was a top-100 prospect in all of baseball per the three publications, coming in at No. 15 on *Baseball America's* list, No. 29 on MLB.com's and No. 37 on ESPN's.
- Had a banner 2016 season as he was named an MiLB.com Organizational All-Star, a Double A Texas League All-Star and an Arizona Fall League All-Star...went 9-6 with a 3.30 ERA (46ER/125.1IP) in 25 games (22 starts) for Double A Corpus Christi, while compiling 131 strikeouts and allowing just a .222 opponent batting average on the season...pitched his entire season at the age of 20, which made him the youngest pitcher in the Texas League.

2017: Made his Major League debut, appearing in 32 games and making four starts for the Astros...struck out 69 batters in his 54.1 innings pitched...spent the season as a 21 year old, making him one of the youngest pitchers in the Major Leagues...was the youngest AL pitcher to make a start during the 2017 season...posted a 27.7% strikeout rate...only one pitcher in club history posted a higher strikeout rate at as young of an age as Martes: RHP J.R. Richard in 1971 (30.2% strikeout rate at 21 years old)...went 2-0 with a 4.08 ERA (8ER/17.2IP) in his four starts (June 14-July 1)...held opponents to a .238 batting average in those games, with the club going 4-0...in 28 appearances out of the bullpen, posted a 3-2 record with a 6.63 ERA (27ER/36.2IP) and 48 punchouts...averaged 95.6 miles per hour on his fastball and threw his slider on 37% of his pitches...was at Major League Spring Training as a non-roster invitee...began the season with Triple A Fresno before getting selected to the Major League roster on June 8... made his Major League debut on June 9 vs. LAA...pitched 3.2 innings, giving up four runs on four hits in 3.2 innings...struck out two and walked two on 78 pitches...marked the third-most pitches thrown by an Astros reliever in his Major League debut, and the most since RHP Wilton Lopez threw 92 on Aug. 28, 2009 at ARI...at 21 years, 197 days old, was the youngest Astros pitcher to make his Major League debut since RHP Jordan Lyles on May 31, 2011 at CHC (20.224)...became the youngest AL pitcher to make his MLB debut since RHP Luis Severino debuted for the Yankees on Aug. 5, 2015 vs. BOS at 21.166...made his first Major League start, in what was his second career appearance, on June 14 opposite the Rangers...held Texas to one run on three hits over 5.0 innings, fanning seven in the Astros 13-2 win...became the first Astro to strike out seven batters in his first start in the Majors since LHP Carlos Hernandez did so on Aug. 18, 2001 vs. PIT...at 21 years, 202 days old, Martes became the youngest Astros pitcher to earn a win since RHP Jordan Lyles (20 years, 305 days old) on Aug. 20, 2011 vs. SF...marked his first win of the 2017 season, including his eight starts at the Triple A level...marked his first professional win since Aug. 26, 2016, while pitching for Double A Corpus Christi in a start vs. Midland...on July 19 vs. SEA, pitched the final 2.1 scoreless innings vs. MIN...fanned five batters, which marked his most strikeouts as a reliever in a single outing...had two streaks of four scoreless outings from July 15-25, and Aug. 15-24...made eight starts at Triple A before being called up to the Astros...went 0-2 with a 5.29 ERA (19ER/32.1IP) and 38 strikeouts.

NOTES

- Signed by the Miami Marlins as a non-drafted free agent out of the Dominican Republic on Nov. 2, 2012...signed by Marlins scouts Albert Gonzalez, Sandy Nin and Domingo Ortega.
- Acquired by Houston at the 2014 trade deadline in a seven-player swap that sent RHP Jarred Cosart to the Marlins...in addition to receiving Martes, the Astros also acquired OF Jake Marisnick, IF Colin Moran and a 2015 Competitive Balance Round A pick, which turned into outfield prospect Daz Cameron (later traded to Detroit in the Justin Verlander deal).
- Was added to the Astros 40-man roster when he was selected to the Major League roster on June 8.

MINOR LEAGUES:

2016: Had a banner season as he was named an MiLB.com Organizational All-Star, a Double A Texas League All-Star and an Arizona Fall League All-Star...spent his entire season with Double A Corpus Christi and went 9-6 with a 3.30 ERA (46ER/125.1IP) in 25 games (22 starts), while compiling 131 strikeouts and allowing just a .222 opponent batting average on the season...finished his campaign ranking third in the Texas League in strikeouts...pitched his entire season at the age of 20, which made him the youngest pitcher in the Texas League...struggled to a 9.00 ERA (13ER/13IP) in four games in April before finishing his campaign with a 2.64 ERA (33ER/112.1IP) over his last 21 appearances...was named Corpus Christi's Player of the Month in June (3-0, 1.48 ERA) and in August (3-1, 2.16 ERA)...also earned two Texas League Player of the Week Awards for the weeks ending on July 31 and Aug. 28...following the season, assigned to Glendale in the Arizona Fall League and was named to the AFL Rising Stars Game after going 2-1 with a 3.22 ERA (8ER/22.1IP) in six starts in the AFL...**2015:** Pitched at three levels in the Astros minor league system, going from Class A Quad Cities (10g) to Class A Lancaster (6g) to Double A Corpus Christi (3g)...combined to go 8-3 with a 2.04 ERA (23ER/101.2IP) in 19 games (16 starts) with 98 strikeouts in 101.2 innings pitched...had a strong August, as he was named the California League Pitcher of the Month and Lancaster's Pitcher of the Month, while earning the California League Pitcher of the Week for Aug. 16-23...went 4-0 with a 0.68 ERA (2ER/26.1IP) in four starts for Lancaster that month...**2014:** Saw himself traded from Miami to Houston in what was his second professional campaign...made eight appearances for the GCL Marlins before the trade to Houston on July 31...finished his campaign with the GCL Astros, making four appearances...combined to go 3-3 with a 4.09 ERA (20ER/44IP) in 12 games (nine starts) with the two clubs...**2013:** Pitched exclusively for the Marlins Dominican Summer League affiliate making 12 appearances (six starts) while pitching the season at the age of 17...posted a 3-3 record and a 3.04 ERA (17ER/50.1IP).

FRANCIS EUCLIDES SUAZO MARTES

Year	Team	W	L	ERA	G	GS	CG	SHO	SV	IP	H	R	ER	HR	HB	BB	SO	WP	BK	AVG
2013	DSL Marlins (R)	3	3	3.04	12	6	0	0	0	50.1	51	21	17	1	6	14	33	6	0	.267
2014	GCL Marlins (R)	2	2	5.18	8	6	0	0	0	33.0	29	21	19	0	1	20	33	8	0	.232
	GCL Astros (R)	1	1	0.82	4	3	0	0	0	11.0	5	3	1	0	1	3	12	3	1	.132
2015	Quad Cities (A)	3	2	1.04	10	8	1	1	2	52.0	33	11	6	1	2	13	45	3	0	.181
	Lancaster (A)	4	1	2.31	6	5	0	0	0	35.0	31	10	9	1	1	8	37	1	0	.230
	Corpus Christi (AA)	1	0	4.91	3	3	0	0	0	14.2	19	8	8	2	0	7	16	2	0	.311
2016	Corpus Christi (AA)	9	6	3.30	25	22	0	0	0	125.1	104	53	46	4	4	47	131	9	1	.222
2017	Fresno (AAA)	0	2	5.29	8	8	0	0	0	32.1	40	24	19	5	0	28	38	0	0	.299
	HOUSTON	5	2	5.80	32	4	0	0	0	54.1	51	40	35	7	8	31	69	8	0	.245
MINOR LEAGUE TOTALS		23	15	2.97	68	53	1	1	2	321.1	272	127	106	9	15	112	307	32	2	.227
MAJOR LEAGUE TOTALS		5	2	5.80	32	4	0	0	0	54.1	51	40	35	7	8	31	69	8	0	.245

MARTES CAREER TRANSACTIONS

- Signed by Miami as a non-drafted free agent on Nov. 2, 2012.
- Acquired by Houston from Miami along with OF Jake Marisnick, IF Colin Moran and a 2015 Competitive Balance Round A pick in exchange for RHP Jared Cosart, IF Kiké Hernandez and OF Austin Wates on July 31, 2014.

MARTES GAME HIGHS

Longest Winning Streak:	11 -- Aug. 21, 2016-June 2, 2017
Longest Losing Streak:	7 -- July 4-Aug. 29, 2012
Strikeouts:	13 -- July 19, 2015 vs. TEX
Walks:	6 (2x) -- last, April 10, 2016 at Milwaukee
Innings (starter):	9.0 (9x) -- last, April 25, 2017 at Cleveland
Innings (relief):	4.1 -- May 2, 2013 vs. Detroit
Low-Hit Game (CG):	3 -- Aug. 5, 2016 vs. Texas



NON-ROSTER INVITEE

JACK MAYFIELD

Born: 9/30/90 in Del Rio, TX
Resides: Del Rio, TX
Opening Day Age: 27
ML Service: 0.000
Contract Status: Signed through 2018
Acquired: Signed as a non-drafted free agent on June 17, 2013.

76

IF

2017 2018 2019
 R/R 5'11 191

TABLE OF CONTENTS

MAYFIELD

PLAYER DEVELOPMENT

2017 REVIEW

OPPONENTS

HISTORY AND RECORDS

SPRING TRAINING

MEDIA INFORMATION

MINUTE MAID PARK

CAREER HIGHLIGHTS

- In 464 career games in the Astros system from 2013-17, has hit .269 (456x1696) with 98 doubles, eight triples, 58 homers, 249 RBI and a .327 on-base percentage.
- Received Double A Texas League Midseason All-Star honors in 2017, and Class A Advanced California League All-Star honors in 2015.

MINOR LEAGUES:

2017: Was a Double A Texas League Midseason All-Star in a year split between Corpus Christi and Triple A Fresno...batted .283 (120x424) with 28 doubles, 20 homers, 67 RBI and an .827 OPS (.327 OBP/.500 SLG) in 112 combined games between the two stops... hit .289 (78x270) with 32 extra-base hits and an .848 OPS (.330 OBP/.519 SLG) in 70 games with the Hooks...played second base (43g), shortstop (20g) and third base (6) at Corpus Christi...impressed in 17 Major League Spring Training games with the Astros as a minor league call-up...**2016:** Hit .216 (54x250) with 12 doubles and 11 homers in 78 combined games between Triple A Fresno (45g) and Double A Corpus Christi (33g)...**2015:** Was a California League Midseason All-Star after hitting .303 (82x271) with an .827 OPS (.370 OBP/.458 SLG) in 66 games with Lancaster...spent his last 48 games of the year at Double A Corpus Christi...**2014:** Played 105 games at Lancaster (66g) and Quad Cities (39g), combining to hit .282 (111x393) with 31 doubles, nine homers, and 55 RBI...**2013:** Played 29 games at Greenville and 26 games at Tri-City after signing with the Astros as a non-drafted free agent.

NOTES

- Graduated from Del Rio High School in Del Rio, Texas, in 2009...hit .400 over his career and was a three-time First Team All-District recipient (2007-09)...was the team MVP during his senior season.
- Played four seasons at the University of Oklahoma, and was a two-way player over his first two seasons...posted a 2.88 ERA over 65.2 innings across his first two seasons, before becoming a full-time position player in his junior year... hit .280 as a junior and was named to the Charlottesville All-Regional Team and the Big 12 All-Tournament Team.
- Following his senior year, was signed by the Astros as a non-drafted free agent on June 17, 2013...signed by Astros scout Jim Stevenson.
- Was invited to Major League Spring Training for the first time in his career in 2018... signed to a one-year contract through the 2018 season.

DAVID MAYFIELD

Year	Team	AVG	G	AB	R	H	2B	3B	HR	RBI	BB	SO	SB	CS	OBP	SLG	SF	SH	HB	E
2013	Greenville (R)	.255	29	94	12	24	5	0	3	11	9	19	2	2	.336	.404	1	4	3	3
	Tri-City (A)	.220	26	91	13	20	3	0	1	7	1	18	1	1	.258	.286	1	1	4	6
2014	Quad Cities (A)	.265	39	147	24	39	9	0	2	16	13	26	2	1	.325	.367	2	0	1	7
	Lancaster (A)	.293	66	246	39	72	22	2	7	39	20	50	1	6	.350	.484	4	3	4	10
2015	Lancaster (A)	.303	66	271	46	82	13	4	7	43	25	46	2	1	.370	.458	2	0	5	6
	Corpus Christi (AA)	.260	48	173	34	45	6	0	7	22	19	36	3	1	.330	.416	2	2	0	3
2016	Corpus Christi (AA)	.237	33	118	21	28	7	0	9	26	8	27	2	0	.298	.525	2	0	3	6
	Fresno (AAA)	.197	45	132	10	26	5	0	2	18	11	27	2	1	.253	.280	3	3	0	1
2017	Corpus Christi (AA)	.289	70	270	39	78	16	2	14	44	17	57	7	2	.330	.519	3	0	1	11
	Fresno (AAA)	.273	42	154	28	42	12	0	6	23	10	30	3	0	.321	.468	0	0	1	5
MINOR LEAGUE TOTALS		.269	464	1696	266	456	98	8	58	249	133	336	25	15	.327	.439	20	13	22	58

MAYFIELD CAREER TRANSACTIONS

- Signed by Houston as a non-drafted free agent on June 17, 2013.



BRIAN MCCANN

Born: 2/20/84 in Athens, GA

Opening Day Age: 34

Contract Status: Signed through 2018

Acquired: From New York (AL) in exchange for RHP Albert Abreu and RHP Jorge Guzman on Nov. 17, 2016.

Resides: Suwanee, GA

ML Service: 12.117

16

C

THROW	BATT	WEIGHT
L/R	6'3"	225

CAREER HIGHLIGHTS

- The seven-time All-Star (2006-11, 2013) and six-time Silver Slugger Award winner (2006, 2008-11, 2015) is entering his second season with the Astros, and his 14th season in the Major Leagues.
- Has played for the Braves (2005-13), Yankees (2014-16) and Astros (2017), compiling a .264 (1481x5601) batting average with 282 doubles, five triples, 263 homers, 950 RBI and a .796 OPS (.339 OBP/.457 SLG) in 1,607 career games.
- Has hit 250 home runs as a catcher, which ranks eighth all-time in MLB history...trails Yogi Berra by 41 homers for seventh place all-time (291)...ranks 11th all-time in RBI as a catcher (900), trailing Jorge Posada (954) for 10th place.
- Is one of four catchers in the modern era (since 1900) to hit at least 20 home runs in 10-or-more seasons...reached the 20-homer plateau in 2006, and then in nine consecutive seasons from 2008-16...the only other catchers to reach 20 homers at least 10 times were Mike Piazza (11 times), Johnny Bench (11 times) and Yogi Berra (10 times).
- His six Silver Slugger Awards rank tied for third all-time in baseball history among catchers with Lance Parrish, behind Mike Piazza (10) and Ivan Rodriguez (7)...is the only catcher in MLB history to win the award in both the American League and National League.
- Among active catchers, ranks second in total games (1,467) and starts (1,404) behind the dish, trailing Yadier Molina (1715 games, 1653 starts) in both categories.
- Is one of three Major League players to hit at least 15 home runs in each of the last 12 seasons (since 2006)...also Albert Pujols and Miguel Cabrera.
- Is a career .346 (55x159) hitter with 14 doubles, two triples, 11 homers and 169 RBI with the bases loaded...hit 10 grand slams with the Braves, which ranks second in Braves franchise history behind Hank Aaron (16)...the only active player with more career grand slams is Albert Pujols (14).
- Was the MVP of the 2010 All-Star Game after hitting a game-winning three-run double.
- Has appeared in 30 postseason games in his career...made the playoffs with the Braves in 2005, 2010, 2012 and 2013, the Yankees in 2015 and the Astros in 2017...started at catcher in 28 of those 30 games.
- Homered off Roger Clemens in Game 2 of the 2005 NLDS, becoming the first player in Braves history to hit a home run in his first career postseason at-bat...also became the second catcher in MLB history to homer in his first postseason at-bat, joining Wally Schang, who did so in 1913 for the Philadelphia Athletics.
- Was rated by *Baseball America* as the No. 44 prospect in baseball in 2006.

NOTES

- **Graduated from Duluth High School (GA) in 2002.**
- **Was selected by Atlanta in the second round of the 2002 draft...signed by Braves scout Al Goetz.**
- **His father, Howard, is a former baseball coach at Howard University...his brother, Brad, was a first baseman in the Marlins and Royals organizations.**
- **IN THE COMMUNITY:** Since 2008, has served as the spokesperson for the Rally Foundation for Childhood Cancer Research...with his wife Ashley, has helped to fund more than \$6.1 million in childhood cancer research nationwide, including research at Memorial Sloan Kettering Cancer Center, Columbia University Medical Center, Montefiore Medical Center and Golisano Children's Hospital.
- **Received a 2016 Thurman Munson Award for his success on the field and philanthropic efforts in the community.**
- **Was the Yankees 2015 Hank Aaron Award nominee.**
- **Was the Braves MLBPA Heart and Hustle Award winner in 2009 and 2011.**
- **Is entering the fourth year of a five-year contract he signed with the Yankees prior to the 2014 season...also includes a vesting option for the 2019 season.**

2017: Hit 18 home runs in his first season with the Astros and helped guide the club to its first World Series

Championship in franchise history...marked the second-most homers hit by an Astros catcher in a single season behind only Evan Gattis' club record of 19 set in 2016...was his 12th season with at least 15 homers...joined Albert Pujols and Miguel Cabrera as the only MLB players with at least 15 homers in every year since 2006...became the sixth catcher in Major League history to have 12 seasons with at least 15 homers, joining Carlton Fisk (13), Johnny Bench (13), Mike Piazza (12), Lance Parrish (12) and Yogi Berra (12)...leapfrogged Roy Campanella (239), Javy Lopez (243) and Jorge Posada (246) to move into eighth place on MLB's all-time home runs list by a catcher (250)...his 58 RBI as a catcher ranked fifth in club history for a single season, and were the most since Mitch Meluskey drove in 67 in 2000...among AL catchers, ranked fourth in RBI, OBP, slugging and OPS, tied for fourth in walks and fifth in homers...started 94 games behind the dish, his most since starting 119 games in 2015...hit .417 (5x12) with 15 RBI in bases loaded situations...marked his most RBI in bases loaded situations since the 2010 season (22 RBI)...made his 11th career Opening Day roster...served a stint on the 7-day concussion DL from May 21-27...was placed on the 10-day DL on Aug. 14 with right knee soreness...activated on Aug. 24...started on Opening Day on April 3 vs. SEA, catching a 3-0 shutout win...became the third catcher in club history to catch a shutout on Opening Day, joining Jason Castro (2015) and Brad Ausmus (2006)...homered on April 4 vs. SEA, which marked his first homer while batting 8th in the order since June 14, 2007 at MIN off LHP Johan Santana...stole second base on June 2 at TEX...was his first steal since Aug. 20, 2016 at LAA, and just his second steal since the 2013 season...tied his single-game career high for hits on June 7 at KC, going 4x5 with a homer and two RBI...was his second consecutive game with a homer, marking the first time he homered in back-to-back games since 2015...posted his third four-RBI game of the year on Aug. 27 at LAA, hitting a go-ahead, bases-coming triple in the 8th inning...was his first triple in a 1,153 at-bat span (since April 18, 2015 at TB)...tied a franchise record for most games with four RBI in a single year by a catcher with Hank Conger (2015)...finished the year strong after serving a stint on the DL due to right knee soreness...in 22 games following his activation from the DL on Aug. 24, hit .275 (19x69) with two doubles, one triple, five homers, 14 RBI and a .913 OPS (.363 OBP/.551 SLG)...in 10 games prior to hitting the DL, had gone 4x36 (.111) with one extra-base hit...started at catcher in 17 of the Astros 18 postseason games, hitting .175 (10x57) with two doubles and one homer...hit a bases-loaded, two-run single in Game 1 of the ALDS vs. BOS...snapped the Astros 15.0-inning scoreless streak with an RBI double in Game 6 of the ALCS vs. NYY, going 2x4...was his first multi-hit game in the postseason since Game 4 of the 2010 NLDS...hit a two-run double in Game 7 of the ALCS vs. NYY, becoming the third player in franchise history to record a double and an RBI in consecutive postseason games...also Lance Berkman (2005) and Craig Biggio (2004)...went 3x4 with an RBI in Game 3 of the World Series vs. LAD, joining Brad Ausmus (Game 6 of the 2005 NLCS) as the only catchers in club history with three hits in a postseason game...marked a single-game postseason career high for hits...hit a solo homer in Game 5 of the World Series vs. LAD...was his first postseason homer since Game 4 of the 2010 NLDS.

2016: Hit .242 (104x429) with 13 doubles, 20 homers, 58 RBI and a .335 OBP in 130 games (86 starts at catcher; 28 at DH) with the Yankees...hit .249 (85x342) with 17 homers and a .340 OBP against right-handed pitchers...reached the 20-homer plateau for the ninth straight season, joining David Ortiz as the only Major League players to do this...tied a career-high with three multi-homer games (also 2011)...became the third Yankees catcher in a 50-year span to have three multi-homer games, joining Russell Martin (4 in 2011) and Matt Nokes (5 in 1991)...Gary Sanchez joined him later in the season...led all AL catchers in OBP and OPS (.751), while ranking second in slugging (.419) and fifth in home runs (16)...he and Gary Sanchez (20HR) made the Yankees the third team in Major League history to have two catchers hit at least 20 home runs in the same season...also the 1965 Milwaukee Brewers (Joe Torre-27HR/Gene Oliver-21HR) and the 1961 Yankees (Elston Howard-21HR/Johnny Blanchard-21HR)...made his 10th career Opening Day roster and start...reached base safely at least twice in each of his first five games of the season, batting .500 (9x18) with 10 runs, two homers, four RBI and four walks (April 5-12)...became the third Yankees catcher in over 100 years to reach base safely multiple times in each of his first five games of a season, joining Don Slaught (1988) and Wally Schang (1922)...was the first Major League catcher to do so since Victor Martinez in 2009...also became the second Major League catcher since at least 1913 to score 10 runs over his team's first six games of a season, joining Yogi Berra (1950)...snapped an 0x21 stretch with a two-run homer on May 30 at TOR...matched his career-long hitless streak...had a career-long, 17-game road hitting streak from June 19-Aug. 20...hit .348 (24x69) with six homers and 12 RBI during the run...had a 19-game road on-base streak that was from June 19-Aug. 22...his three multi-homer games came on June 19 at MIN, June 29 vs. TEX and Sept. 8 vs. TB...were his first multi-homer contests since 2014...on June 29, hit a solo homer in the 8th inning and a game-tying three-run homer in the 9th inning...per Elias, became the first Yankee to hit home runs in the 8th and 9th innings of the same game since Tony Clark homered in the 6th, 8th and 9th innings on Aug. 28, 2004 at TOR...had two 10-game hitting streaks (July 23-Aug. 5, June 27-July 9)...was the first time in his career he recorded two double-digit hitting streaks in the same season...recorded a steal on Aug. 20 at LAA...was his first stolen base since Sept. 26, 2012 vs. MIA...had gone 470 games without a stolen base, which was the sixth-longest active streak in the Majors at the time...played his 1,500th career game on Sept. 21 at TB, going 4x5 with an RBI to tie his career high in hits...was his 12th career four-hit game, and first since Sept. 3, 2014 vs. BOS...hit home run No. 20 on Oct. 2 vs. BAL.

2015: Hit a career-high 26 home runs and won his sixth career Silver Slugger Award as the top hitting catcher in the AL...was his first career AL Silver Slugger...hit .232 (108x465) with 94 RBI in 135 games (119 starts at catcher, three at DH)...tied his career high and led the Yankees with 94 RBI...led all Major League catchers in home runs and ranked second in RBI behind Buster Posey (95)...ranked fourth among MLB catchers in WAR (2.9)...became

the sixth Yankees catcher to hit 25 homers in a season, joining Yogi Berra (1950-53, 1955-56), Bill Dickey (1937-38), Jorge Posada (2000, 2003), Elston Howard (1963) and Mike Stanley (1993)...per Elias became the seventh player to lead the Yankees in RBI in each of his first two seasons with the club, joining Babe Ruth (first five seasons from 1920-24), Roger Maris (three, 1960-62), Reggie Jackson (four, 1977-80), Dave Winfield (three, 1981-83), Tino Martinez (three, 1996-98) and Jason Giambi (two, 2002-03)...hit .365 (19x52) with seven homers, 32 RBI and a 1.227 OPS in the 1st inning...tied for the second-most RBI by any player in any inning in 2015 (Nolan Arenado-39 RBI, 1st inn.; Paul Goldschmidt-32 RBI, 1st inn.)...marked the most RBI in a single inning in a season by a Yankee since Dave Winfield had 40 RBI in the 1st inning in 1985...was the ninth-highest OPS by any player in any inning during the season...caught 26-of-76 potential base stealers (34.2%), the fifth-best percentage in the Majors...his AL-high 26 caught stealings ranked second among MLB catchers behind only San Diego's Derek Norris (38)...caught the first 18 innings of the Yankees' 19-inning loss on April 10 vs. BOS...hit his 200th career home run (solo) on April 12 win vs. BOS...became the sixth catcher in baseball history to reach 200 homers by age 31, joining Johnny Bench, Yogi Berra, Lance Parrish, Mike Piazza and Ivan Rodriguez...had an eight-game RBI streak from May 20-30...was the longest streak by a Yankee in 2015 and matched the longest of his career (July 8-19, 2006)...was the longest RBI streak by a Yankee since Robinson Cano had a nine-game run from June 27-July 6, 2012...became the first Yankees catcher to drive in runs in eight consecutive games since Aaron Robinson from Aug. 8-15, 1946 (Elias)...the only catcher in Yankees history with longer RBI streaks was Bill Dickey: 10 games from April 29-May 11, 1938 and nine games from May 29-June 5, 1932 (Elias)...homered in four consecutive games from May 25-29, becoming just the second Yankees catcher since 1957 to accomplish the feat, joining Mike Stanley (4 HR from July 20-25, 1993)...hit his 11th career grand slam, and first as a Yankee, on June 27 at HOU...was his first grand slam since June 23, 2013 at MIL...was his 10th grand slam as a catcher, tying Johnny Bench for the third-most in Major League history behind only Mike Piazza (14) and Gary Carter (11)...hit a 12th-inning, walkoff three-run homer on July 3 vs. TB...marked his seventh career walkoff hit and third as a Yankee...was his fourth career walkoff home run...tied a career high with five RBI on Aug. 17 vs. MIN...drove in all five runs over the first three innings...also caught three runners trying to steal, tying his single-game career high...became the first catcher in Yankees history with five RBI and three caught stealings in a single game and the first Major League catcher to do so since Brad Ausmus for the Astros in 2003...was the first Yankees catcher to throw out three attempted base stealers since Jorge Posada did so on Aug. 8, 2006 at CWS...went 0x4 in the AL Wild Card Game vs. HOU.

2014: Hit .232 (115x495) with 15 doubles, 23 homers and 75 RBI in 140 games (101 starts at catcher, 13 at DH and 11 at first base) in his first season with the Yankees...had never appeared at first base in his Major League career entering the season...of his 23 homers, 19 came at Yankee Stadium...became the second player in franchise history to hit 16 of his first 18 homers for the Yankees at home, joining Joe Sewell from 1931-33 (Elias)...Elias also notes he was the first Major League player to hit at least 16 of his first 18 homers with a team at home since the Angels' Dave Hollins did so from 1997-98...was placed on the 7-day concussion DL from Aug. 9-17 (missed 6 games)...suffered the injury on Aug. 9 vs. CLE (foul tip)...hit his first two homers as a Yankee on April 12 vs. BOS in a multi-homer performance...was his 10th career multi-homer game and first since May 28, 2013 at TOR...was the first of two multi-homer games in 2014 (also Sept. 21 vs. TOR)...started at catcher on April 24 at BOS, but moved to first base in the 9th for his first career appearance at a defensive position other than catcher...made his first career start at first base on May 28 at STL...hit a two-run homer and a bases-clearing triple on June 18 vs. TOR, tying his career high with five RBI (sixth time, first since July 8, 2010 vs. MIL)...was his first career game with a triple and a home run...hit a 9th inning walkoff single on July 20 vs. CIN...made seven straight starts at first base from July 22-28...hit a pinch-hit, three-run walkoff homer in the 10th inning on Aug. 24 vs. CWS...was his third career walkoff home run, and first since May 17, 2011 vs. HOU...was his third career pinch-hit homer (last also on May 17, 2011 vs. HOU)...was the first pinch-hit walkoff homer by a Yankee since Jason Giambi hit one on June 5, 2008 vs. TOR...according to Elias, became one of three Yankees to hit a pinch-hit walkoff homer in extra innings, joining Bob Cerv in 1960 and Gary Ward in 1988...pinch-ran for Derek Jeter after Jeter's final career hit in the 3rd inning on Sept. 28 at BOS...was his second career pinch-running appearance (also May 25, 2012 vs. WSH for David Ross).

2013: Batted .256 (91x356) with 13 doubles, 20 homers and 57 RBI in 102 games with Atlanta in his seventh All-Star season...posted a 2.98 catchers' ERA, the lowest such mark in the Majors since the Dodgers Paul Lo Duca in 2003 (2.73)...replaced injured teammate Freddie Freeman on the NL All-Star roster...began the season on the 15-day Disabled List (March 23-May 6) as he was recovering from right shoulder surgery performed on Oct. 16, 2012...missed the Braves first 30 games of the season...suffered a right adductor strain in the 2nd inning on Sept. 26 vs. PHI and missed the final four games of the season...led all Major League catchers with 20 homers from the time of his season debut on May 6 through the end of the year...recorded at least one extra-base hit in seven straight games from June 29-July 6, all while playing catcher...according to the Elias Sports Bureau, became just the second Brave to accomplish the feat since 1900, joining Earl Williams from (July 14-20, 1972).

2012: Hit .230 (101x439) with 14 doubles, 20 home runs and 67 RBI in 121 games with the Braves...felt shoulder discomfort for most of the season before undergoing successful right shoulder surgery on Oct. 16 (performed by Dr. Xavier Duralde in Atlanta, Ga.)...homered in each of his first six games vs. the Phillies (May 1-July 27) becoming the first player in Major League history to hit a home run in six consecutive games vs. PHI (Elias)...homered in four straight games from July 5-8, including his ninth career grand slam on July 6 at PHI...had an 11-game hitting streak from July 3-21, hitting .357 (12x42) with seven homers and 16 RBI in the streak...tied a career high with four hits on Sept. 8 at NYM while also snapping an 0x17...went 0x1 as a pinch-hitter in the NL Wild Card Game vs. STL.

2011: Named to his sixth straight All-Star Game and won his fifth career Silver Slugger Award...was selected by the fans as the starting catcher for the NL in the All-Star Game...batted .270 (126x466) with 19 doubles, 24 homers and 71 RBI in 128 games with Atlanta...led all NL catchers in home runs while ranking second in RBI, and third in batting average and hits...was placed on the 15-day Disabled List from July 27-Aug. 14 with a strained left oblique...hit a pinch-hit, game-tying solo HR in the 9th and a two-run, walkoff homer in the 11th on May 17 vs. HOU...recorded his 200th career double on Sept. 27 vs. PHI off Roy Oswalt...in two rehab games with Triple A Gwinnett, hit .333 (2x6) with one homer and two RBI.

2010: Played in 143 games for the Braves, batting .269 (129x479) with 25 doubles, 21 homers and 77 RBI...was named to his fifth consecutive All-Star team and won his fourth career Silver Slugger Award...named the MVP of the All-Star Game after hitting a game-winning, three-run double...was the first Braves player to be named MVP of the midsummer classic since Fred McGriff in 1994...connected for his second consecutive Opening Day home run on April 5 vs. CHC...was his third Opening Day home run in five career Opening Day starts...hit his 100th career home run on June 25 vs. DET with a 4th-inning solo homer off Andy Oliver...hit his first career walkoff home run on Aug. 29 vs. FLA off Leo Nunez...the hit was originally ruled a double, but was changed to a home run after being officially reviewed...hit .429 (6x14) with a homer and three RBI in four NLDS games vs. the eventual World Series-champion Giants.

2009: Hit .281 (137x488) with 35 doubles, 21 home runs and 94 RBI in 138 games...set a career high in RBI...led all NL catchers in home runs, OPS (.834) and RBI...of his 21 homers, 15 (71.4%) came with runners on base...was named to his fourth consecutive All-Star Game and won his third Silver Slugger Award...had four game-winning RBI in his final at-bat, including a 10th-inning, three-run home run on July 30 at FLA; an 8th-inning, two-run single on Aug. 23 vs. FLA; an 8th-inning, bases-loaded, two-run double on Sept. 12 at STL and a 10th-inning, bases-loaded RBI groundout on Sept. 27 at WSH...was placed on the 15-day Disabled List from April 23-May 8 with a left eye infection...in three combined rehab games with Class A Myrtle Beach and Triple A Gwinnett, hit .333 (3x9) with three doubles and two RBI...prior to the season, played for the United States in the World Baseball Classic, going 4x12 (.333) with two runs, two doubles, one home run and six RBI in six games.

2008: Batted .301 (153x509) with 42 doubles, 23 homers and 87 RBI in 145 games with Atlanta...earned his second Silver Slugger Award and was named to his third straight All-Star team, becoming the first Braves player to make the All-Star squad in each of his first three full Major League seasons...became the 10th catcher in MLB history with multiple Silver Slugger Awards...set career highs in games played, runs (68), hits, doubles, walks (57) and hit his first career triple...led all Major League catchers in doubles and ranked tied for first in home runs, and second in batting average and RBI...tied for the club lead with 44 multi-hit games...reached base safely in seven straight plate appearances on July 13 at SD (3 hits, 3 walks, HBP)...suffered a concussion in the 6th inning on July 27 at PHI and missed seven games...had a career-high 13-game hitting streak from May 12-26, batting .392 (20x51) with nine runs, seven doubles, three home runs and 15 RBI over the stretch...reached base safely in 19 straight games from July 11-Aug. 13 (Game 1)...entered the All-Star Game at the original Yankee Stadium in the 15th inning at catcher, but did not record an at-bat.

2007: Hit .270 (136x504) with a career-high 38 doubles, 18 homers and 92 RBI in a career-high 139 games (130 starts at catcher)...named to his second straight All-Star team...his 41 RBI with two outs were tied for sixth in the NL...hit the Braves only two grand slams of the season (Aug. 20 at CIN and Aug. 27 at FLA)...suffered a bruised left ring finger and left the game on May 1 in the 2nd inning...X-rays were negative and returned to action on May 4...ejected by homeplate umpire Chad Fairchild on June 23 vs. DET...homered in three straight games from Aug. 20-22...had a career-long 12-game hitting streak that ended on Aug. 17...on March 22, signed a six-year contract extension with the Braves through 2012 with a club option for 2013.

2006: Captured a Silver Slugger Award and was named to his first career All-Star team in what was his first full Major League season...batted .333 (147x442) with 34 doubles, 24 homers and 93 RBI over 130 games...went 0x1 and caught 4.0 innings at PNC Park in Pittsburgh at the All-Star Game...was the only catcher in the Major Leagues to hit at least .300 with 20 home runs...his 64 RBI following the All-Star break ranked third in the National League...recorded 58 extra-base hits, which ranked third all-time by a Braves catcher in a single season in club history...was placed on the 15-day Disabled List on May 27 (retroactive to May 24) with a left-lateral ankle sprain...suffered the injury on May 20 at ARI after a collision at home plate with Eric Byrnes...activated on June 9...hit a home run in a career-high five consecutive games from July 15-19, tying a Braves franchise record and marking the longest such streak by a Major League catcher since Cleveland's Sandy Alomar homered in five straight games in 1997...hit his first career grand slam off Jeff Weaver in the 3rd inning on July 17 at STL...recorded his first career multi-homer game and recorded a career-high-tying five RBI on Sept. 24 at COL...had his first career ejection (by Joe West) in the 3rd inning on 9/28 vs. NYM and had his nine-game hitting streak snapped...in two rehab games with Class A Rome, went 2x7 (.286) with one walk.

2005: Saw his first Major League action, hitting .278 (50x180) with seven doubles, five homers and 23 RBI in 59 games with Atlanta...the Braves went 33-16 in his 49 starts at catcher...was named to the *Baseball America* and *Topps All-Rookie Teams*...was selected to the Major League roster from Double A Mississippi on July 8 when Eddie Perez was placed on the 15-day Disabled List...made his Major League debut on June 10 vs. OAK, starting at catcher and going 2x3 with an RBI and a walk...collected his first Major League hit with a 2nd-inning single off Dan Haren...hit his first Major League home run off Justin Duchscherer on June 11 vs. OAK...made his

postseason debut, batting .188 (3x16) with two homers and five RBI in three NLDS games against the Astros... led the Braves with two homers, including a home run off Roger Clemens in Game 2 of the NLDS...became the first Braves player to hit a home run in his first career postseason at-bat...was also the second catcher in MLB history to homer in his first postseason at-bat, joining Wally Schang, who did so in 1913 for the Philadelphia Athletics...recorded an RBI single in Game 3 of the NLDS, and hit his second homer of the series in Game 4... began the season with Double A Mississippi, hitting .265 (44x166) with 27 runs, 13 doubles, six homers and 26 RBI in 48 games.

MINOR LEAGUES:

2004: Hit .278 (107-for-385) with 35 doubles, 16 homers and 66 RBI in 111 games with Class A Myrtle Beach...ranked second in the Carolina League in doubles and extra-base hits (51) and finished fourth in slugging percentage (.494)... led the Pelicans in doubles, home runs and RBI...was named to the Carolina League Midseason All-Star team and was the California League Player of the Week for the week of Aug. 30-Sept. 6...recorded an RBI in eight consecutive games from May 28-June 6, collecting a total of 14 RBI over the span...named the Braves third-best prospect following the season by *Baseball America*...**2003:** Named Class A Rome's Player of the Year and was selected to the South Atlantic League Midseason and Postseason All-Star teams...batted .290 (123x424) with 31 doubles, 12 homers and 71 RBI in 115 games with South Atlantic League-champion Rome...ranked third in the circuit in doubles... rated as the Carolina League's top defensive catcher by *Baseball America* and the league's eighth-best prospect...**2002:** Made his professional debut with the GCL Braves, batting .220 (22x100) with five doubles, two homers and 11 RBI in 29 games.

PERSONAL:

Brian and his wife, Ashley, reside in Suwanee, Ga. with their son, Colt, and daughter, Colbie.

BRIAN MICHAEL MCCANN

Year	Team	AVG	G	AB	R	H	2B	3B	HR	RBI	BB	SO	SB	CS	OBP	SLG	SF	SH	HB	E
2002	GCL Braves (R)	.220	29	100	9	22	5	0	2	11	10	22	0	0	.295	.330	1	0	1	1
2003	Rome (A)	.290	115	424	40	123	31	3	12	71	24	73	7	4	.329	.462	3	0	2	3
2004	Myrtle Beach (A)	.278	111	385	45	107	35	0	16	66	31	54	2	2	.337	.494	1	0	4	6
2005	Mississippi (AA)	.265	48	166	27	44	13	2	6	26	25	26	2	3	.359	.476	5	0	2	1
	ATLANTA	.278	59	180	20	50	7	0	5	23	18	26	1	1	.345	.400	1	4	1	3
2006	ATLANTA	.333	130	442	61	147	34	0	24	93	41	54	2	0	.388	.572	6	0	3	9
	Rome (A)#	.286	2	7	0	2	0	0	0	1	1	0	0	0	.375	.286	0	0	0	0
2007	ATLANTA	.270	139	504	51	136	38	0	18	92	35	74	0	1	.320	.452	6	2	5	13
2008	ATLANTA	.301	145	509	68	153	42	1	23	87	57	64	5	0	.373	.523	3	0	4	9
2009	ATLANTA	.281	138	488	63	137	35	1	21	94	49	83	4	1	.349	.486	6	3	5	12
	Myrtle Beach (A)#	.333	2	6	1	2	2	0	0	1	1	2	0	0	.429	.667	0	0	0	0
	Gwinnett (AAA)#	.333	1	3	0	1	1	0	0	1	1	0	0	0	.500	.667	0	0	0	0
2010	ATLANTA	.269	143	479	63	129	25	0	21	77	74	98	5	2	.375	.453	4	0	9	14
2011	ATLANTA	.270	128	466	51	126	19	0	24	71	57	89	3	0	.351	.466	2	0	2	5
	Gwinnett (AAA)#	.333	2	6	1	2	0	0	1	2	0	1	0	0	.333	.833	0	0	0	0
2012	ATLANTA	.230	121	439	44	101	14	0	20	67	44	76	3	0	.300	.399	3	0	1	2
2013	Rome (A)#	.357	4	14	4	5	1	0	3	7	2	2	0	0	.438	1.071	0	0	0	2
	Gwinnett (AAA)#	.333	3	9	1	3	0	0	1	2	1	1	0	0	.400	.667	0	0	0	0
	ATLANTA	.256	102	356	43	91	13	0	20	57	39	66	0	1	.336	.461	2	0	5	4
2014	NEW YORK (AL)	.232	140	495	57	115	15	1	23	75	32	77	0	0	.286	.406	4	0	7	3
2015	NEW YORK (AL)	.232	135	465	68	108	15	1	26	94	52	97	0	0	.320	.437	7	0	11	7
2016	NEW YORK (AL)	.242	130	429	56	104	13	0	20	58	54	99	1	0	.335	.413	2	0	7	4
2017	HOUSTON	.241	97	349	47	84	12	1	18	62	38	58	1	0	.323	.436	5	0	7	5
MINOR LEAGUE TOTALS		.278	317	1120	128	311	88	5	41	187	96	182	11	9	.337	.475	10	9	9	13
MAJOR LEAGUE TOTALS		.264	1607	5601	692	1481	282	5	263	950	590	961	25	8	.339	.457	51	9	67	94

- Rehab assignment

WILD CARD GAME RECORD

Year	Club/Opp	AVG	G	AB	R	H	2B	3B	HR	RBI	BB	SO	SB	CS	OBP	SLG	SF	SH	HB	E
2012	ATL/STL	-	1	0	0	0	0	0	0	0	0	1	0	0	1.000	-	0	0	0	0
2015	NY/HOU	.000	1	4	0	0	0	0	0	0	0	0	0	0	.000	.000	0	0	0	0
TOTALS		.000	2	4	0	0	0	0	0	0	0	1	0	0	.200	.000	0	0	0	0

DIVISION SERIES RECORD

Year	Club/Opp	AVG	G	AB	R	H	2B	3B	HR	RBI	BB	SO	SB	CS	OBP	SLG	SF	SH	HB	E
2005	ATL/HOU	.188	3	16	2	3	0	0	2	5	0	6	0	0	.188	.563	0	0	0	0
2010	ATL/SF	.429	4	14	2	6	1	0	1	3	1	4	0	0	.438	.714	1	0	0	0
2013	ATL/LAD	.000	4	13	0	0	0	0	0	1	3	6	0	0	.188	.000	0	0	0	0
2017	HOU/BOS	.125	4	16	0	2	0	0	0	2	0	4	0	0	.176	.125	0	0	1	0
TOTALS		.186	15	59	4	11	1	0	3	11	4	20	0	0	.246	.356	1	0	1	0

CHAMPIONSHIP SERIES RECORD

Year	Club/Opp	AVG	G	AB	R	H	2B	3B	HR	RBI	BB	SO	SB	CS	OBP	SLG	SF	SH	HB	E
2017	HOU/NYY	.188	6	16	1	3	2	0	0	3	3	5	0	0	.350	.313	0	0	1	0

WORLD SERIES RECORD

Year	Club/Opp	AVG	G	AB	R	H	2B	3B	HR	RBI	BB	SO	SB	CS	OBP	SLG	SF	SH	HB	E
2017	HOU/LAD	.200	7	25	2	5	0	0	1	2	1	8	0	0	.286	.320	0	0	2	0

MCCANN CAREER TRANSACTIONS

- Selected by Atlanta in the second round of the June 2002 draft.
- On Disabled List, May 24-June 9, 2006, (sprained right ankle).
- On Disabled List, April 23-May 8, 2009, (left eye infection).
- On Disabled List, July 27-Aug. 14, 2011, (strained left oblique).
- On Disabled List, March 23-May 6, 2013, (right shoulder surgery).
- Signed by New York (AL) as a free agent to a five-year contract on Dec. 3, 2013.
- On Disabled List, Aug. 9-17, 2014, (concussion).
- Acquired by Houston from New York (AL) in exchange for RHP Albert Abreu and RHP Jorge Guzman on Nov. 17, 2016.
- On Disabled List, May 21-27, 2017, (concussion).
- On Disabled List, Aug. 14-24, 2017, (right knee soreness).

MCCANN CAREER HIGHS

Hits:	4 (13x) -- last, June 7, 2017 at Kansas City
Home Runs:	2 (14x) -- last, Sept. 8, 2016 vs. Tampa Bay
RBI:	5 (7x) -- last, Aug. 17, 2015 vs. Minnesota
Stolen Bases:	1 (25x) -- last, June 2, 2017 at Texas
Longest Hitting Streak:	13 -- May 12-26, 2008
Career Grand Slams (11):	July 17, 20016 at St. Louis (Jeff Weaver) Sept. 24, 2006 at Colorado (Juan Morillo) Aug. 20, 2007 at Cincinnati (Phil Dumatrait) Aug. 27, 2007 at Florida (Scott Olsen) July 25, 2008 at Philadelphia (Brad Lidge) July 18, 2010 vs. Milwaukee (Manny Parra) Aug. 11, 2010 at Houston (Jeff Fulchino) May 2, 2012 vs. Philadelphia (Roy Halladay) July 6, 2012 at Philadelphia (Antonio Bastardo) June 23, 2013 at Milwaukee (Alfredo Figaro) June 27, 2015 at Houston (Brett Oberholzer)

LEADOFF HR

PINCH-HIT HR

WALK-OFF HR

No.	Date	Opp.	Pitcher	No.	Date	Opp.	Pitcher	No.	Date	Opp.	Pitcher
none				1	8/11/10	at HOU	J.Fulchino	1	8/29/10	FLA	J.C.Oviedo
				2	5/17/11	HOU	M.Melancon	2	5/17/11	HOU	J.Fulchino
				3	8/24/14	CWS	J.Petricka	3	8/24/14	CWS	J.Petricka
								4	7/3/15	TB	S.Geltz

MCCANN CAREER FIELDING

YEAR	POSITION	PCT.	G	PO	A	E	TC	DP
2017	Catcher	.995	95	905	48	5	958	4
TOTALS	Catcher	.992	1467	10839	683	89	11611	80
	First Base	.992	29	117	9	1	127	7

TABLE OF CONTENTS

MCCANN

PLAYER DEVELOPMENT

2017 REVIEW

OPPONENTS

HISTORY AND RECORDS

SPRING TRAINING

MEDIA INFORMATION

MINUTE MAID PARK



LANCE MCCULLERS JR.

Born: 10/2/93 in Tampa, FL

Opening Day Age: 24

Contract Status: Signed through 2018

Acquired: Selected in the supplemental first round (41st overall) of the June 2012 draft.

Resides: Houston, TX

ML Service: 2.140

43

RHP

WEIGHT	HEIGHT	AGE
L/R	6'1"	203

CAREER HIGHLIGHTS

- 2017 All-Star possesses one of the most electric arms in the Major Leagues...has made 58 starts in his career, posting a 19-16 record with a 3.60 ERA (130ER/325.1IP) and 367 strikeouts across three Major League seasons.
- No starting pitcher in the Major Leagues has thrown his curveball at a higher rate than McCullers Jr. since pitch data started being tracked in 2007, as 42.8% of the pitches he has thrown in his career have been curveballs...his curveball has had an average velocity of 85.5 miles per hour over his career, which is the hardest curveball thrown by any starting pitcher since the 2007 season (min. 300IP).
- Holds a career 10.15 strikeouts per 9.0 innings ratio (36750/325.1IP)...only four pitchers in Major League history posted higher ratios prior to their age-24 seasons (min. 300IP): RHP Jose Fernandez (11.25), RHP Kerry Wood (10.82), RHP Mark Prior (10.70) and RHP Noah Syndergaard (10.36).
- Has become one of the game's elite groundball pitchers...has improved his groundball rate in every year of his career: 47.4% in 2015, 57.3% in 2016, 61.9% in 2017...posted a 4.00 groundball to flyball ratio in 2017, which was the second-best mark in the Majors behind only teammate LHP Dallas Keuchel's 4.41 mark (min. 100IP).
- His ability to generate strikeouts and groundballs has been unprecedented...is the only pitcher in the last 30 years to hold a career strikeouts per 9.0 innings ratio above 10.00, and a groundball to flyball ratio above 2.50.
- Ranks fifth among AL pitchers in strikeouts per 9.0 innings (10.15) since 2015 (min. 300IP), behind only LHP Chris Sale (11.29), Chris Archer (10.75), RHP Danny Salazar (10.60) and RHP Corey Kluber (10.35).
- In 2017, the 23-year-old became the second-youngest pitcher in club history to make an All-Star team, behind RHP Larry Dierker, who was 22 when he made the 1969 All-Star Team.
- Received 2017 AL May Pitcher of the Month honors after going 4-0 with an AL-best 0.99 ERA in six starts in the month.
- Allowed three runs or less in each of his first 27 career starts at home, a Major League record to start a career...was tied for the third-longest overall streak in MLB history with Clayton Kershaw's streak set from 2008-10, behind a 30-game streak by Kershaw (2013-15) and a 28-game streak by Adam Wainwright (2009-10).

NOTES

- Graduated from Jesuit High School in Tampa, Fla., in 2012...during his senior season, was named the 2012 Gatorade National Baseball Player of the Year after going 13-0 with a 0.18 ERA and 140 strikeouts in 77.0 innings pitched...was named an All-American by ESPNHS, Baseball America, Rawlings, Perfect Game, MaxPreps and Louisville Slugger during his senior year.
- Was named the 2011 Jackie Robinson Award winner as the country's top rising senior...the award was presented to him by Trevor Hoffman and Tommy John.
- Selected by Houston with the 41st overall pick in the supplemental first round of the 2012 draft...signed by scout John Martin.
- Is the son of former Major League pitcher Lance McCullers Sr., who pitched seven seasons in the Major Leagues with the Padres (1985-88), Yankees (1989-90), Tigers (1990) and Rangers (1992)...Lance and his father were both selected with the 41st overall pick in their respective draft classes.
- **IN THE COMMUNITY:** Lance and his wife Kara share a passion for pet rescue and animal advocacy...together they established The Lance McCullers Jr. Foundation, a non-profit organization that invests, brings awareness and creates programs aimed at advocates for stray and homeless animals across the country...organizations they support include the Houston SPCA, Houston Humane Society and Houston Pets Alive!.
- Was a finalist for the 2016 Marvin Miller Man of the Year Award as the AL West's representative.
- Selected to the Major League roster on May 15, 2015...was arbitration eligible for the first time this offseason as a 'super-two' designated player...agreed to terms on a one-year contract on Jan. 12, 2018.

- Had one of the best rookie seasons by a pitcher in club history in 2015, finishing among the top 10 Astros rookies all-time in strikeouts per 9.0 innings (2nd, 9.24), opponent batting average (4th, .226), ERA (7th, 3.22) and strikeouts (7th, 129)...led all American League rookies in ERA, opponent batting average and strikeouts per 9.0 innings (min. 100IP).
- Got his first career save in Game 7 of the 2017 ALCS vs. NYY after throwing 4.0 shutout innings...was the seventh save of at least 4.0 innings in MLB postseason history, and the first since Madison Bumgarner's save in Game 7 of the 2014 World Series...became the first pitcher in MLB history to strike out at least six batters in a postseason save...at 24 years, 19 days old, became the third-youngest pitcher in MLB history to record a save in a Game 7, behind LHP David Price (2008 ALCS, 23.054) and LHP Will McEaney (1975 World Series, 23.250).
- Recorded an RBI in Game 7 of the World Series at LAD, becoming the first American League pitcher with an RBI in the Fall Classic since Andy Pettitte of the Yankees in Game 3 of the 2009 World Series...became the first American League pitcher to collect an RBI in Game 7 of a World Series, and the first pitcher overall to do so in a Game 7 since the Mets Jesse Orosco in 1986.
- Became the youngest pitcher in club history to start a playoff game when he started Game 4 of the 2015 ALDS vs. KC at 22 years, 10 days old.
- Tabbed by *Baseball America* as the game's No. 77 prospect in 2014 and No. 50 prospect in 2013...ranked by the publication as the Astros No. 11 prospect in 2015, No. 5 prospect in 2014 and No. 4 prospect in 2013.
- Was a Midseason All-Star in 2013 (Class A Midwest League) and 2015 (Double A Texas League).

2017: Was an All-Star for the first time in his career and a hero during the postseason...at 23 years old, became the second-youngest pitcher in club history to make an All-Star Team, behind RHP Larry Dierker, who was 22 in his 1969 All-Star season...won a career-high seven games while tying his career-high for starts (22)...posted career-best marks in walk rate (7.8%) and walks per 9.0 innings ratio (3.03)...put up the highest groundball rate of his career with a 61.9% mark...ranked second in the Majors in groundball to flyball ratio (4.00) among pitchers with at least 100.0 innings pitched, behind only teammate LHP Dallas Keuchel (4.41) had a tremendous first half of the season before hitting the Disabled List for two stints over the second half of the season...posted the second-best home runs per 9.0 innings ratio (0.61) and 10th-best strikeouts per 9.0 innings ratio among AL pitchers with at least 100.0 innings pitched...went 7-2 with a 3.05 ERA (31ER/91.1IP), 106 strikeouts and a .224 opponent batting average in 16 starts prior to the All-Star Game...named the AL Pitcher of the Month for May after going 4-0 with a 0.99 ERA (4ER/36.1IP), 37 strikeouts and a .164 opponent batting average in six May starts...led the AL in ERA during the month, while ranking tied for second in wins and tied for third in opponent batting average...was the fourth-lowest ERA during the month of May in franchise history, behind RHP Nolan Ryan (0.20 in 1984), LHP Mike Cuellar (0.86 in 1968) and LHP Hal Woodeshick (0.96 in 1963)...made his debut on an Opening Day roster and started the club's second game of the season...made 13 starts before hitting the 10-day Disabled List on June 12 with lower back discomfort...missed 14 games...was activated on June 24...made six more starts before getting placed back on the DL with back discomfort...missed 34 games during his second DL stint and was activated on Sept. 6...struck out 10 batters in 7.0 innings on April 9 vs. KC, his second start of the season...was his seventh career double-digit strikeout game...became the second pitcher in club history to have multiple games with no walks and 10 strikeouts prior to turning 24, joining Larry Dierker...became the first Astros pitcher since Roger Clemens in 2005 to open up a season with consecutive starts of at least seven strikeouts and no more than two walks...made his first scoreless start on April 20 vs. LAA...gave up just three hits in 6.2 innings, striking out eight...had a 22.0-inning scoreless streak that spanned four starts from May 6-23...ranked as the longest by an Astros starting pitcher since RHP Roy Oswalt posted a 32.0-inning streak from Aug. 27-Sept. 11, 2008...prior to McCullers, the last Astros starting pitcher to allow zero earned runs while going at least 5.0 innings in four consecutive starts was RHP Nolan Ryan in 1984...it was also the longest such streak in the Majors since RHP Zack Greinke had a six-game streak from June 18-July 19, 2015...the first three of those four starts came on the road...became the first Astros pitcher to allow zero earned runs while going at least 6.0 innings in three consecutive road starts since RHP Roger Clemens from 2004-05...allowed a career-high nine hits on July 6 at TOR...had allowed eight hits or less in each of his first 51 career starts prior to the outing...that was the longest streak by an Astros starting pitcher to begin his career in club history (previously RHP J.R. Richard, did not allow more than eight hits in each of his first 36 career starts)...allowed five runs in 4.2 innings on July 17 vs. SEA...was his first-ever start at home where he allowed more than three runs...snapped his 27-game streak of surrendering three runs or less at home, the longest in Major League history by a pitcher to begin his career...tied for the third-longest home streak overall in Major League history with Clayton Kershaw (2008-10), behind a 30-game streak by Kershaw (2013-15) and a 28-game streak by Adam Wainwright (2009-2010)...also marked the first time in his career that he allowed at least four runs in back-to-back starts...made two rehab appearances, one each with Triple A Fresno (Aug. 25) and Double A Corpus Christi (Aug. 30)...appeared in five postseason games, making three starts...made his first career Major League relief appearance in Game 3 of the ALDS at BOS...struck out four and allowed two runs in 3.0 innings pitched in Houston's 10-3 loss...was scoreless in his first 3.0 innings, giving up both of his runs after coming on for a fourth inning of work where he did not record an out...started Game 4 of the ALCS at NYY, tossing 6.0 innings of one-run ball...allowed just two hits, one a solo homer to Aaron Judge...left the game with the lead, but the Astros bullpen could not hold on as the club fell 6-4 to the Yankees...got the save in Game 7 of the ALCS vs. NYY after throwing 4.0 shutout innings...was the seventh save of at least 4.0 innings in MLB postseason history, and the first since

Madison Bumgarner's save in Game 7 of the 2014 World Series...became the first pitcher in MLB history to strike out at least six batters in a postseason save...at 24 years, 19 days old, became the third-youngest pitcher in MLB history to record a save in a Game 7, behind LHP David Price (2008 ALCS, 23.054) and LHP Will McEnaney (1975 World Series, 23.250)...allowed just one hit and one walk to preserve Houston's 4-0 victory...threw 24 straight curveballs to end the game...started Games 3 and 7 of the World Series...got the win in Game 3 after allowing three runs on four hits in 5.1 innings pitched...became the youngest starting pitcher to get a win in the World Series since RHP Noah Syndergaard (23.062) in 2015 (Game 3)...was his first career postseason victory...did not factor into the decision in Game 7, as he went 2.1 scoreless innings pitched...allowed three hits and hit four batters, a Major League record for a postseason game...24 years, 30 days, became the youngest pitcher to start Game 7 of the World Series since RHP John Lackey (24 years, 4 days) led the Angels to a 4-1 win over the Giants in Game 7 of the 2002 World Series...recorded an RBI groundout, becoming the first pitcher with an RBI since San Francisco's Barry Zito in Game 1 of the 2012 World Series, and the first American League pitcher with an RBI in the Fall Classic since Andy Pettitte of the Yankees in Game 3 of the 2009 World Series...became the first American League pitcher to collect an RBI in Game 7 of a World Series, and the first pitcher overall in Game 7 since Jesse Orosco of the Mets in 1986.

2016: Posted a 3.22 ERA with 106 strikeouts in 81.0 innings across 14 starts in a season bookended by stints on the Disabled List...spent the season as one of the youngest starting pitchers in the AL...the only AL pitchers younger than McCullers to make a start were RHP Jose Berrios, RHP Luis Severino and RHP David Paulino...put up a career-high 11.78 strikeouts per 9.0 innings ratio (106SO/81IP), which ranked fourth among all Major League pitchers with at least 80.0 innings pitched behind RHP Jose Fernandez (12.49), RHP Yu Darvish (11.84) and RHP David Phelps (11.84)...was the fourth-highest single season strikeouts per 9.0 innings ratio by an Astros pitcher all-time (min. 80IP), behind RHP Brad Lidge in 2004 (14.93), RHP Octavio Dotel in 2001 (12.43) and LHP Randy Johnson in 1998 (12.38)...became the third pitcher in Major League history to post a strikeouts per 9.0 innings ratio of 11.78 or higher prior to his age-23 season (min. 80IP), joining RHP Francisco Rodriguez (13.18 in 2004 at 22 years old) and RHP Kerry Wood (12.58 in 1998 at 21 years old)...joined RHP Roy Oswalt as the only pitchers in club history to post an ERA of 3.22 or lower in each of their first two seasons in the Majors...ranked tied for fourth in the AL with four double-digit strikeout games...marked the most games with 10+ strikeouts by an Astro since LHP Dallas Keuchel had five such games in 2015...went 5-3 with a 2.40 ERA (16ER/60IP) and 80 strikeouts in 10 starts at home...led the AL in ERA at home (min. 60IP)...continued his streak of allowing three runs or less at home, which dated back to his 2015 rookie season...his 20-game streak was the longest by an AL pitcher since RHP Pedro Martinez allowed three runs or less in 23 straight home starts from 1999-2001...became the second pitcher in Major League history to allow three runs or less in each of his first 20 career starts at home, joining RHP Jose Fernandez (25 starts from 2013-15)...joined RHP Larry Dierker (22 games from 1970-72; 21 games from 1969-70) as the only pitchers in club history to have a 20-start streak of allowing three runs or less at home...finished second in the Majors in curveball percentage (49.6%), trailing LHP Rich Hill (49.7%)...began the season on the 15-day Disabled List with right shoulder soreness, which plagued him throughout Spring Training...was placed on the DL on March 25...activated from the DL on May 13...missed a scheduled start on June 28 with a blister on his right index finger but did not go on the DL...placed on the DL with right elbow discomfort on Aug. 3...remained on the DL through the end of the season...posted a career-long three-game winning streak from May 26-June 5...prior to that run, had won consecutive decisions in his career just once (May 23-June 3, 2015)...in his start on May 26 vs. BAL, struck out 10 and allowed just one run in 5.0 innings in a 4-2 Astros win...walked a career-high six batters in the game...per Elias, became the first Astros starter to record a win in a game in which he walked more than a batter per inning since RHP Roy Oswalt on April 13, 2007 at PHI...also in that game, became the fourth Major Leaguer since 1913 to record 10+ strikeouts while allowing one hit or fewer in less than 6.0 innings pitched, joining RHP Felix Hernandez (2013), RHP Jake Peavy (2003) and RHP Bobby Witt (1986)...joined RHP Smoky Joe Wood as the only pitchers in Major League history to record 10+ strikeouts in each of their first two career starts against Baltimore...fanned 10 batters and allowed just one run in 7.0 innings on July 4 vs. SEA...per ESPN.com, induced a career-high 18 swing-and-misses on his curveball, the second-most by any pitcher with that pitch in an eight-season span behind RHP A.J. Burnett (23 in 2013)...struck out 10 in a season-high 8.0 innings on July 22 vs. LAA...allowed one run and four hits in the victory...became the fourth pitcher to get Mike Trout to strike out swinging three times in a single game, joining RHP Chris Archer, LHP Jon Lester and LHP Tommy Milone...made his first career start against the Yankees on July 27 and got the win, striking out 10 batters and allowing one run in 6.0 innings...per the Elias Sports Bureau, became the fourth-youngest pitcher over a 40-season span (22 years, 299 days old) to defeat the Yankees while recording 10+ strikeouts, behind only RHP Moose Haas (21.355 in 1978), LHP Matt Moore (22.096 in 2011) and RHP Mark Prior (22.274 in 2003)...posted double-digit strikeouts in consecutive starts from July 22-27...became the first Astros pitcher with consecutive double-digit strikeout games since LHP Wandy Rodriguez did so from Sept. 11-17, 2010... among AL pitchers in July, ranked second in strikeouts (44) and eighth in ERA (2.08, 7ER/30.1IP)...was the lowest ERA he produced in a single month in his career...his 13.05 strikeouts per 9.0 innings ratio in July (44SO/30.1IP) ranked fifth all-time in AL history for a single July, trailing only RHP Pedro Martinez (13.94 in 2000), RHP Nolan Ryan (13.89 in 1989) and LHP Randy Johnson (13.38 in 1994; 13.14 in 1997)...was removed from his start on Aug. 2 vs. TOR with discomfort in his right elbow after allowing two runs in 4.2 innings...allowed multiple home runs for just the second time in his career...snapped a 15-start streak in which he had not allowed multiple home runs in a game...struck out at least six batters in 13 consecutive starts from May 20-Aug. 2...became the third pitcher in club history to strike out

six in 13 consecutive starts, joining RHP Mike Scott (14 in 1986) and RHP Bud Norris (2010-11)...made two official rehab starts in the minor leagues...threw 3.0 innings and allowed one run on April 11 at Springfield with Double A Corpus Christi...returned to extended Spring Training for a month after that start, before making a rehab start at Triple A Fresno on May 7...threw 5.0 scoreless innings and struck out seven at El Paso in that rehab start.

2015: Had one of the best rookie seasons by a pitcher in club history, finishing among the top 10 Astros rookies all-time in strikeouts per 9.0 innings (2nd, 9.24), opponent batting average (4th, .226), ERA (7th, 3.22) and strikeouts (7th, 129) (min. 100IP)...led all American League rookies in ERA, opponent batting average and strikeouts per 9.0 innings (min. 100IP), while ranking third in strikeouts and wins above replacement (2.4)...made 22 starts in his debut season in the Major Leagues, going 6-7 while allowing three earned runs or less in 20 of his outings...was the second-youngest starting pitcher in the Majors, behind Yankees RHP Luis Severino...among AL pitchers with at least 100.0 innings pitched, ranked sixth in strikeouts per 9.0 innings and seventh in ERA and opponent batting average...became the first pitcher in club history and the seventh in Major League history to allow three earned runs or less in 20 of his first 22 career starts...the only others to do this were: Stephen Strasburg (21g), Aaron Sele (21g), Mike Witt, Brandon Webb, Bruce Ruffin and Gerrit Cole...his 129 strikeouts ranked second all-time in club history within a player's first 22 career games, behind RHP Tom Griffin (145 in 1969)...threw 157.2 combined innings between the Majors (125.2) and minors (32.0), which marked a single-season high in his professional career (previously 104.2IP with Class A Quad Cities in 2013)...spent Spring Training at minor league camp, but did make two appearances with the Major League team...started the regular season at Double A Corpus Christi before getting promoted to Triple A Fresno on May 14...did not pitch in a game at Triple A and was selected to the Major League roster on May 15...remained with the club until Aug. 3, when he was optioned to Double A...made just one appearance with Corpus Christi during his final stint with the club before getting recalled to Houston on Aug. 23...made his Major League debut on May 18 vs. OAK...at 21 years, 228 days, became the youngest Astros player to make his MLB debut since Jose Altuve (21 years, 75 days) on July 20, 2011...became the second-youngest pitcher in club history to make his debut in a start at Minute Maid Park, behind LHP Carlos Hernandez (21 years, 118 days) on Aug. 18, 2001 vs. DET...tossed 4.2 innings and allowed just one run in the game, striking out five and walking three in the Astros 2-1 loss...became the sixth starting pitcher in club history to allow one run or less in his Major League debut, joining RHP Jared Cosart (7/12/13), LHP Dallas Keuchel (6/17/12), LHP Carlos Hernandez (8/18/01), RHP Manny Hernandez (6/5/86) and RHP Dan Larson (7/18/76)...picked up his first Major League win in what was his second MLB start on May 23 at DET...tossed 6.0 innings, allowing two runs on six hits, while fanning six...struck out 11 batters in a one-run complete game effort on June 3 vs. CWS...marked his first professional complete game (never threw one in the minors)...became the first Astros rookie to toss a complete game since LHP Brett Oberholzer on Sept. 20, 2013 at CLE (6IP)...also became the first Astros rookie to strike out 11 batters in a complete game since RHP Roy Oswalt struck out 12 on Sept. 9, 2001 vs. MIL...became just the second rookie in franchise history to strike out 11 batters without a walk in a complete game, joining RHP Shane Reynolds, who did so on July 23, 1994 vs. PIT...on June 14 vs. SEA, tossed 5.0 hitless innings...at 21 years, 255 days, became the youngest pitcher to toss at least 5.0 hitless innings in a start since RHP Phil Hughes (20.311) on May 1, 2007 at TEX...finished June with a 2.11 ERA (9ER/38.1IP), which marked the lowest ERA posted by an Astros rookie during the month since RHP Darryl Kile put up a 1.80 ERA in June of 1991...his .164 opponent batting average (22x134) in June was the lowest produced by an Astros pitcher since RHP Mike Scott in June of 1987 (.164, 26x159), and the lowest ever produced by an Astros rookie during the month...among AL rookies in June, ranked first in strikeouts (40), tied for first in wins (3) and third in ERA...received votes for AL Rookie of the Month, which ended up being awarded to teammate Carlos Correa...closed out the Astros first half of play with a 4-3 loss to the Rays on July 12, in his hometown of Tampa Bay...despite giving up four earned runs in 6.0 innings, fanned 10 batters...was the second double-digit strikeout game of his career...became the first Astros pitcher to record two double-digit strikeout games in his first 11 starts since RHP Tom Griffin recorded three in 1969...started one postseason game for Houston (ALDS Game 4), becoming the youngest pitcher in club history to start a playoff game (22 years, 10 days old)...prior to McCullers, LHP Mike Hampton held the club record as he started Game 2 of the 1997 NLDS at 25 years, 22 days old...became the youngest AL pitcher to toss at least 6.0 innings while allowing two runs or less in his first career postseason game since LHP CC Sabathia in Game 3 of the 2001 ALDS...was named a Texas League Midseason All-Star at Double A Corpus Christi after allowing just two earned runs in his 29.0 innings (0.62 ERA), striking out 43...at the time of his promotion to Triple A, was leading all Double A pitchers in opponent average (.146), while ranking second in ERA and tied for fourth in strikeouts...prior to the season, was ranked as a top 10 Astros prospect by multiple publications: *Baseball Prospectus* (#7), *Baseball America* (#9) and *ESPN.com* (#6).

MINOR LEAGUES:

2014: Spent the entire year at Class A Advanced Lancaster, going 3-6 with a 5.47 ERA (59ER/97IP) and 115 strikeouts...was ranked by *Baseball America* as the No. 5 prospect in the Astros system and the No. 77 prospect in baseball...also rated as having the organization's 'Best Curveball' by the publication...**2013:** Was named a Midwest League Midseason All-Star after going 6-5 with a 3.18 ERA (37ER/104.2IP) and 117 strikeouts in 25 games (19 starts) for Class A Quad Cities...ranked by *Baseball America* as the No. 4 prospect with the 'Best Fastball' and 'Best Slider' in the Astros system...also ranked as the No. 50 prospect in baseball...ranked third in the Midwest League in strikeouts...did not give up a homer over his first 19 outings and 74.2 innings of the season...gave up two earned runs or less in 21 of his 25 games...also named an MiLB.com Organization All-Star...**2012:** Began his pro career with

2018 HOUSTON ASTROS

the Rookie Level GCL Astros (4g) and Greenville Astros (4g)...combined to go 0-4 with a 3.46 ERA (10ER/26IP) and 29 strikeouts.

PERSONAL:

Lance and his wife, Kara, reside in Houston, Texas.

LANCE G. MCCULLERS JR.

Year	Team	W	L	ERA	G	GS	CG	SHO	SV	IP	H	R	ER	HR	HB	BB	SO	WP	BK	AVG
2012	GCL Astros (R)	0	1	1.64	4	4	0	0	0	11.0	10	2	2	0	0	2	12	0	0	.227
	Greenville (R)	0	3	4.80	4	4	0	0	0	15.0	10	11	8	2	1	10	17	3	0	.182
2013	Quad Cities (A)	6	5	3.18	25	19	0	0	0	104.2	92	49	37	3	6	49	117	4	2	.239
2014	Lancaster (A)	3	6	5.47	25	18	0	0	4	97.0	95	63	59	18	7	56	115	11	1	.255
2015	Corpus Christi (AA)	3	1	0.56	7	5	0	0	1	32.0	16	4	2	1	2	14	48	3	0	.142
	HOUSTON	6	7	3.22	22	22	1	0	0	125.2	106	49	45	10	5	43	129	8	1	.226
2016	Corpus Christi (AA)#	0	0	3.00	1	1	0	0	0	3.0	3	1	1	1	0	0	4	0	0	.273
	Fresno (AAA)#	0	0	0.00	1	1	0	0	0	5.0	2	0	0	0	0	2	7	1	0	.118
2017	HOUSTON	6	5	3.22	14	14	0	0	0	81.0	80	29	29	5	0	45	106	9	2	.261
	HOUSTON	7	4	4.25	22	22	0	0	0	118.2	114	61	56	8	11	40	132	8	1	.249
	Fresno (AAA)#	0	1	9.00	1	1	0	0	0	3.0	3	3	3	0	0	5	1	1	0	.300
	Corpus Christi (AA)#	1	0	3.60	1	1	0	0	0	5.0	5	2	2	0	0	1	2	0	0	.278
MINOR LEAGUE TOTALS		13	17	3.72	69	54	0	0	5	275.2	236	135	114	25	16	139	323	23	3	.230
MAJOR LEAGUE TOTALS		19	16	3.60	58	58	0	0	0	325.1	300	139	130	23	16	128	367	25	4	.243

Rehab assignment#

DIVISION SERIES RECORD

Year	Team/Opp.	W	L	ERA	G	GS	CG	SHO	SV	IP	H	R	ER	HR	HB	BB	SO	WP	BK	AVG
2015	HOU/KC	0	0	2.84	1	1	0	0	0	6.1	2	2	2	1	2	2	7	0	0	.095
2017	HOU/BOS	0	0	6.00	1	0	0	0	0	3.0	3	2	2	0	0	2	4	0	0	.273
TOTALS		0	0	3.86	2	1	0	0	0	9.1	5	4	4	1	2	4	11	0	0	.156

CHAMPIONSHIP SERIES RECORD

Year	Team/Opp.	W	L	ERA	G	GS	CG	SHO	SV	IP	H	R	ER	HR	HB	BB	SO	WP	BK	AVG
2017	HOU/NYY	0	0	0.90	2	1	0	0	1	10.0	3	1	1	1	0	3	9	0	0	.097

WORLD SERIES RECORD

Year	Team/Opp.	W	L	ERA	G	GS	CG	SHO	SV	IP	H	R	ER	HR	HB	BB	SO	WP	BK	AVG
2017	HOU/LAD	1	0	3.52	2	2	0	0	0	7.2	7	3	3	0	4	4	6	0	0	.259

MCCULLERS JR. CAREER TRANSACTIONS

- Selected by Houston with the 41st overall pick in the supplemental first round of the June 2012 draft.
- On Disabled List, March 25-May 13, 2016 (right shoulder soreness).
- On Disabled List, Aug. 3-Oct. 3, 2016 (right elbow discomfort).
- On Disabled List, June 12-24, 2017 (lower back discomfort).
- On Disabled List, July 31-Sept. 6, 2017 (lower back discomfort).

MCCULLERS JR. GAME HIGHS

Longest Winning Streak:5 -- May 12-June 24, 2017
Longest Losing Streak:4 -- Aug. 3-Sept. 22, 2015
Strikeouts:11 -- June 3, 2015 vs. Baltimore
Walks:6 -- May 26, 2016 vs. Baltimore
Innings (starter):9.0 -- June 3, 2015 vs. Baltimore
Innings (relief):none
Low-Hit Game (CG):4 -- June 3, 2015 vs. Baltimore



NON-ROSTER INVITEE

BRENDAN MCCURRY

Born: 1/7/92 in Ada, OK

Opening Day Age: 26

Contract Status: Signed through 2018

Acquired: From Oakland in exchange for IF Jed Lowrie on Nov. 25, 2015.

Resides: Tupelo, OK

ML Service: 0.000

69

RHP

YEAR	START	FINISH
R/R	5'10"	171

CAREER HIGHLIGHTS

- Reliever has exhibited excellent command of the strike zone in his four seasons as a professional, striking out 265 batters and walking 53 in his 218.1 career innings...has gone 10-10 with a 2.64 ERA (64ER/218.1IP) and 51 saves in 58 chances.
- Was a Double A Texas League Midseason and Postseason All-Star in 2016...was an MiLB.com Organization All-Star in 2015.

MINOR LEAGUES:

2017: Spent the entire season at Triple A Fresno, going 4-2 with a 4.43 ERA (22ER/44.2IP), 52 strikeouts and 12 walks in 35 games...was successful in six of his eight save opportunities...pitched five games in the Arizona Fall League following the season, going 0-1 with a 4.05 ERA (3ER/6.2IP)...**2016:** Served a 50-game suspension to start the season...Split the year evenly between Triple A Fresno (28g) and Double A Corpus Christi (28g), combining to post a 3-5 record with a 3.07 ERA (28ER/82IP) and 94 strikeouts in 56 games (1 start)...was a Midseason and Postseason All-Star at Double A Corpus Christi, as he posted a 2.27 ERA (10ER/39.2IP) and 50 strikeouts in 28 games, saving 13 of 15 opportunities...closed out the year at Triple A, where he put up a 3.83 ERA (18ER/42.1IP) in 28 games...**2015:** Reached the Double A level for the first time in his career, pitching 14 games at Double A Midland and 36 games at Class A Advanced Stockton...saved 27-of-28 chances and posted a 1.86 ERA (13ER/63IP) combined at the two levels...started the season at Stockton, where he posted a 1.94 ERA (10ER/46.1IP) with 56 strikeouts and 11 walks in the hitter-friendly California League...recorded 21 saves in 22 opportunities...moved up to Double A on July 29...put up a 1.62 ERA (3ER/16.2IP) with Midland while saving all six of his opportunities...held opponents to a .155 (9x58) batting average...made 11 appearances in the Arizona Fall League, striking out 16 batters in 13.1 innings pitched for Mesa...**2014:** Started his professional career with the Rookie Level Arizona League Athletics...made one scoreless appearance (1.1IP) before moving up to Class A Beloit...pitched in 15 games with the Snappers, allowing just one run in 26.1 innings (0.34) while striking out 34 and walking three...finished the season at Class A Advanced Stockton (1G, 1IP).

NOTES

- Graduated from Roff HS in Oklahoma in 2010...was an Oklahoma Coaches Association All-State selection in 2010... as a senior, went 8-1 with a 1.08 ERA while batting .510 with 26 homers and 65 RBI in 37 games.
- Attended Howard JC from 2011-12...during his second season at Howard, went 3-0 with a 4.22 ERA on the mound...hit .337 with five homers and 34 RBI in 54 games.
- Transferred to Oklahoma State for his final two college seasons...in 2013 as a junior, was named an All-Big 12 Honorable Mention... his eight saves were the fifth-highest total in school history for a single season.
- Was an All-Big 12 First Team selection as a senior after going 5-0 with a 0.38 ERA (2ER/47.1IP) and 54 strikeouts...his 19 saves ranked fifth in the nation and set a new school record...also set the program's career saves mark with 27...was an NCAA All-Tournament Team selection, the NCBWA District VI Co-Player of the Year, NCBWA Stopper of the Year Award finalist, National College Baseball Hall of Fame Pitcher of the Year Award finalist, and NCBWA First Team All-American.
- Drafted by Oakland in the 22nd round of the 2014 draft...signed by A's scout Yancy Ayres.
- Was acquired by Houston from Oakland following the 2015 season in exchange for IF Jed Lowrie...is signed to a minor league contract for the 2018 season.

BRENDAN SCOTT MCCURRY

Year	Team	W	L	ERA	G	GS	CGSHO	SV	IP	H	R	ER	HR	HB	BB	SO	WP	BK	AVG	
2014	AZL Athletics (R)	0	0	0.00	1	0	0	0	1.1	2	0	0	0	0	0	2	0	0	.333	
	Beloit (A)	2	0	0.34	15	0	0	2	26.1	12	1	1	1	2	3	34	1	1	.140	
	Stockton (A)	0	0	0.00	1	0	0	0	1.0	0	0	0	0	0	0	1	0	0	.000	
2015	Stockton (A)	1	2	1.94	36	0	0	21	46.1	30	13	10	3	4	11	56	1	0	.182	
	Midland (AA)	0	1	1.62	14	0	0	6	16.2	9	3	1	0	6	26	1	0	.155		
2016	Corpus Christi (AA)	2	4	2.27	28	0	0	13	39.2	28	12	10	4	3	8	50	2	0	.199	
	Fresno (AAA)	1	1	3.83	28	1	0	3	42.1	47	18	18	2	7	13	44	0	0	.283	
2017	Fresno (AAA)	4	2	4.43	35	0	0	6	44.2	51	29	22	6	7	12	52	1	1	.285	
MINOR LEAGUE TOTALS		10	10	2.64	158	1	0	0	51	218.1	179	76	64	17	23	53	265	6	2	.223

MCCURRY CAREER TRANSACTIONS

- Selected by Oakland in the 22nd round of the June 2014 draft
- Acquired by Houston from Oakland in exchange for IF Jed Lowrie on Nov. 25, 2015.



COLLIN MCHUGH

Born: 6/19/87 in Naperville, IL

Resides: Atlanta, GA

Opening Day Age: 30

ML Service: 4.085

Contract Status: Signed through 2018

Acquired: Claimed off waivers from Colorado on Dec. 18, 2013.

31

RHP

HT/WT 6'2" 191

CAREER HIGHLIGHTS

- Right-hander has gone 48-36 with a 4.08 ERA (296ER/653.2IP) and 595 strikeouts in 117 games (111 starts) in the Major Leagues across parts of six seasons with the Mets (2012-13), Rockies (2013) and Astros (2014-17).
- Has become one of the American League's steadiest starting pitchers in his four seasons with the Astros, as he has posted a 48-28 (.632) record with a 3.70 ERA (249ER/606.1IP) and 567 strikeouts in 102 starts with the club...among all AL pitchers over the last four seasons (since 2014), ranks seventh in winning percentage, 10th in wins and 12th in strikeouts per 9.0 innings (8.42).
- His current run with the Astros follows Major League stints with the Mets and Rockies (2012-13), during which he posted an 0-8 record and an 8.94 ERA (47ER/47.1IP) in 15 games (9 starts).
- In his Astros career, has gone 16-0 in 20 regular season starts in September and October...is tied with LHP Jon Lester (16-6) for the most combined regular season wins in September and October since 2014...was named the AL Rookie of the Month for September in 2014.
- In September alone, has gone 13-0 since joining the Astros, which is the the Majors' longest current win streak in September per Elias Sports...the only other pitcher in MLB history to post a longer September win streak was LHP Randy Johnson, who won 19 consecutive decisions in September from 1993-99.



NOTES

- **Last name is pronounced: mik-hyoo.**
- **Graduated from Providence Christian Academy (Lilburn, Ga.) in 2005...went on to attend Berry College in Mount Berry, Ga.... went 13-9 with five saves over his career at Berry College from 2006-08...would later become the first player in Berry College history to reach the Major Leagues.**
- **Following his sophomore year, pitched for the Wareham Gatemen in the Cape Cod League, where he was teammates with Dallas Keuchel.**
- **Was selected by the Mets in the 18th round of the 2008 draft...signed by Mets scout Marlin McPhail.**
- **Has been writing sporadically for his blog "A Day Older, a Day Wiser" since 2008... his blog entries have been featured on ESPNNewYork.com.**
- **Can play guitar, saxophone, bass clarinet, drums and the ukulele...his song of choice for karaoke is "This Is How We Do It" by Montell Jordan.**
- **Claimed off waivers by Houston from Colorado on Dec. 18, 2013...was arbitration eligible for the second time in his career this past offseason.**

- Recorded a career-long, 11-game winning streak from Aug. 12, 2014-May 2, 2015, which fell one win shy of the Astros franchise record streak.
- The Astros won 11 consecutive games started by McHugh from Aug. 28, 2014-May 7, 2015, which established a new franchise record.
- Has generated the third-highest percentage of soft contact (20.2%) among American League pitchers since the 2014 season (min. 600IP), behind only LHP Dallas Keuchel (23.6%) and RHP Corey Kluber (20.4%).
- Had a career year in 2015, reaching the 200-inning plateau while posting 19 wins (second in the AL behind Keuchel), a 3.89 ERA (88ER/203.2IP) and 171 strikeouts in 32 starts...made his postseason debut, starting Games 1 and 5 of the ALDS against the Royals...tossed 6.0 innings of two-run ball and earned the win in Houston's 5-2, Game 1 victory in Kansas City.
- In 2014, was named the Astros 2014 Rookie of the Year by the Houston Chapter of the BBWAA after leading all Major League rookies in ERA (2.73) and opponent batting average (.208, min. 150IP)...posted the second-lowest ERA by a rookie in Astros history (min. 150IP), behind only RHP Ken Forsch (2.53 in 1971)...compiled the third-most strikeouts by an Astros rookie for a single season, behind RHP Don Wilson (159 in 1967) and RHP Tom Griffin (200 in 1969).
- Made his MLB debut on Aug. 23, 2012, vs. COL for the Mets and tossed 7.0 scoreless innings, striking out nine while allowing just two hits and one walk.

2017: Made 12 starts with the Astros after an injury-delayed start to the season...was solid in his 12 starts, going 5-2 with a 3.55 ERA (25ER/63.1IP) and 62 strikeouts...held the opposition to three runs or less in 10 of his 12 starts...added a slider to his repertoire and saw positive results...generated a whiff on 43.9% of all swings against his slider, which was the 10th-highest mark among AL starters via the pitch (min. 100 pitches)...opposing hitters batted just .146 (7x48) off his slider...entered Spring Training with 'dead arm' and did not get on the mound for a Major League Spring Training game until a start on March 27 vs. STL (1.2IP)...was placed on the 10-day DL to start the season with right shoulder soreness (backdated to March 25)...made one rehab start at Triple A Fresno on April 6, but was pulled after suffering a posterior impingement of his right elbow...was transferred to the 60-day DL on June 8...activated from the DL on July 22...made the 100th start of his career on Sept. 15 vs. CWS...closed out the season on a five-game winning streak that spanned his final seven starts...went 5-0 with a 2.52 ERA (10ER/35.2IP) and 34 strikeouts in that seven-start span to end the regular season...made five minor league rehab starts before making his season debut with the Astros on July 22...first appeared in a start for Triple A Fresno on April 6, but exited after 1.0 inning...did not make another start until June 30, when he took the bump for the Double A Corpus Christi Hooks...gave up six earned runs over four starts (15.0 innings) with the Hooks...was not on the Astros roster for the ALDS vs. Boston, but pitched in both the ALCS vs. New York and the World Series vs. Los Angeles...threw 4.0 hitless and scoreless innings of relief in Game 3 of the ALCS at NYY, striking out three...became the fourth pitcher in MLB history to not allow a run or a hit in at least 4.0 relief innings of a postseason game, joining Pedro Martinez (1999 ALDS Game 5), Renie Martin (1981 ALDS Game 3) and Ron Taylor (1964 World Series Game 4)...pitched 2.0 relief innings in Game 5 of the World Series vs. LAD...struck out four and allowed one hit, a three-run homer to Cody Bellinger.

2016: Recorded his third consecutive season with double-digit wins while leading the Astros in starts (33), innings pitched (184.2), strikeouts (177) and wins...became the first Astros pitcher with three consecutive seasons with double-digit wins since LHP Wandy Rodriguez from 2009-11...was one of 10 Major League pitchers to post 10+ wins, 170+ strikeouts and 180+ innings pitched in both 2015 and 2016...established new single-season career highs in starts and strikeouts...was tied for the club lead in quality starts (16) with LHP Dallas Keuchel and RHP Doug Fister...posted the eighth-highest soft contact rate in the AL (20%)...finished the season on a six-game winning streak for the second consecutive year...the Astros won 8 of his last 9 starts...posted a 4-0 record with a 1.41 ERA (5ER/32IP) and 30 strikeouts in five starts against the Mariners...only three Major League pitchers all-time posted a lower single-season ERA against the Mariners than McHugh's 1.41 in 2016 (min. five starts): LHP Brett Anderson (0.80 in 2010), LHP Matt Harrison (1.11 in 2012) and RHP Kenny Rogers (1.25 in 2002)...bounced back from a rough season debut on April 6 at NYY (5ER/0.1IP) with a scoreless 7.0-inning gem on April 11 vs. KC...per Elias, became the fourth pitcher in a 30-year span to pitch 7.0+ scoreless innings in a start immediately following one in which they allowed at least six runs while being lifted from the game in the 1st inning...was one of the AL's top strikeout collectors from mid-May through the end of the season...ranked seventh in the AL in strikeouts per 9.0 innings (9.17, 147SO/144.1IP) and 10th in strikeouts over his final 25 starts (starting on May 19)...Houston went 17-8 in those 25 starts...on May 25 vs. BAL, became the sixth pitcher in club history to record 10+ strikeouts in a game where he threw 5.1 innings or less...allowed three earned runs or less in seven straight starts from June 15-July 23...was his longest streak since a career-long, 14-game run from 2014-15...struck out 10 batters on Aug. 3 vs. TOR for his third double-digit strikeout game of the year...the Astros won seven consecutive starts made by McHugh from Aug. 19-Sept. 21...went 4-0 with a 2.45 ERA (10ER/36.2IP) and 31 strikeouts in September/October...was the only AL pitcher to go 4-0 or better in September/October, and ranked seventh in opponent batting average (.197) and eighth in ERA in that span...extended his win streak in September to 11 games after going 3-0 during the month in 2016...led Houston to a 3-0 victory on Oct. 1 at LAA...tossed 7.2 scoreless innings, allowing three hits...marked Houston's eighth consecutive win over the Angels in games started by McHugh.

2015: Had a career year, reaching the 200-inning plateau while posting 19 wins, a 3.89 ERA (88ER/203.2IP) and 171 strikeouts in 32 starts...ranked second in the AL in wins, behind only LHP Dallas Keuchel (20)...he and Keuchel became the second pair of teammates in Astros history to record at least 19 wins in the same season, joining LHP Mike Hampton (22-4) and RHP Jose Lima (21-10), who did so in 1999...per Elias, the only other Major League team with multiple 19-game winners in the same season was the 2007 Indians, as LHP CC Sabathia and RHP Roberto Hernandez each had 19 wins...per Fangraphs.com, generated the fifth-highest percentage of soft contact in the American League (21.4%)...induced groundballs at a career-high clip, as both his 1.46 groundball to flyball ratio and 46.0 percent groundball rate were the highest of his career...made his first career Opening Day roster and was one of two Astros starters that remained on the active roster for the entire season (also Keuchel)...won 11 consecutive decisions from Aug. 12, 2014-May 2, 2015, posting a 2.45 ERA (25ER/91.2IP) in 14 starts...the streak was one game shy of tying a franchise record set by RHP Wade Miller (July 7-Sept. 21, 2002) and RHP Mark Portugal (July 11-Oct. 2, 1993)...the only other Astros pitcher to post an 11-game winning streak was LHP Mike Hampton from June 30-Sept. 13, 1999...the Astros won 11 straight starts made by McHugh from Aug. 28, 2014-May 7, 2015, which established a new franchise record...prior to McHugh, the previous record was 10 straight starts, accomplished by Keuchel (2014-15), RHP Roger Clemens (2004-05), RHP Donne Wall (1996), RHP Nolan Ryan (1983) and RHP Joe Niekro (1979)...became the first Astros starter to begin a season 4-0 since LHP Wandy Rodriguez and RHP Roy Oswalt each did so in 2006...won his fourth game on May 2 vs. SEA, but gave up four solo home runs (11-4 Houston win)...the only other Astros pitcher to allow four homers in a win was Mike Scott on May 5, 1990 at NYM, in a 9-5 Astros win...McHugh had entered the game with no homers allowed on the season...went 8.0 innings in consecutive starts for the first time in his career on June 23 at LAA and June 28 vs. NYY...on July 17 vs. TEX, became the fourth pitcher in club history to allow 11 hits while only permitting one run to score...had his best month of the season in August, going 2-2 with a 1.89 ERA (7ER/33.1IP) and 34 strikeouts...ranked fourth in the AL in ERA during the month...struck out at least five batters in a career-long, seven straight games from Aug. 2-Sept. 9...won 13 of his last 19 regular season starts (June 18-Oct. 3), while allowing three earned runs or less in 15 of those 19 outings...owned a 3.12 ERA (43ER/124IP) and 109 strikeouts in that span, holding hitters to .245 average and a .637 OPS...made his postseason debut, starting Games 1 and 5 of the ALDS against the Royals...tossed 6.0 innings of two-run ball and earned the win in Houston's 5-2, Game 1 victory in Kansas City...joined LHP Dallas Keuchel (2015), RHP Brandon Backe (2004) and RHP Mike Scott (1986) as the only pitchers in club history to earn the win while throwing at least 6.0 innings and allowing two runs or less in their first career postseason outings...allowed three runs in 4.0 innings in Houston's 7-2, Game 5 loss in Kansas City.

2014: Had a breakout 2014 season in which he led all Major League rookies in ERA (2.73, min. 150IP), was named the Astros 2014 Rookie of the Year by the Houston Chapter of the BBWAA and earned an AL Rookie of the Month Award (September)...joined Houston in December 2013 on a waiver claim and made 25 starts in the Majors after starting the season at Triple A Oklahoma City...led the club in ERA (2.73), strikeouts (157) and opponent average (.208) (min. 100IP) while ranking second in wins and third in innings (154.2)...finished just 7.1 innings shy of qualifying for the ERA title...finished fourth in opponent average, sixth in ERA and seventh in strikeouts per 9.0 innings (9.14) among AL pitchers with at least 150.0 innings...posted the second-lowest ERA by a rookie in club history (min. 150IP)...RHP Ken Forsch set the franchise record in 1971 with a 2.53 ERA in his rookie season...compiled the third-most strikeouts by an Astros rookie for a single season, behind RHP Don Wilson (159 in 1967) and RHP Tom Griffin (200 in 1969)...led all Major League rookies in ERA and opponent average (min. 150IP), while ranking second in strikeouts per 9.0 innings (9.14), third in strikeouts, tied for fourth in wins, fifth in innings and sixth in starts...posted the lowest ERA and opponent average by an AL rookie with at least 150 innings pitched since RHP Mark Eichhorn posted a 1.72 ERA and .192 opponent average in 157.0 relief innings for Toronto in 1986...led the AL and ranked fourth in the Majors with a 1.86 ERA on the road (min. 60IP)...only two pitchers in club history posted a lower road ERA for a single season (min. 60IP): RHP Roger Clemens (1.32 in 2005) and RHP Vern Ruhle (1.69 in 1980)...was one of just two AL pitchers with two starts of nine strikeouts, no walks and no runs allowed (also RHP Hisashi Iwakuma)...only two other pitchers in club history accomplished this feat in two starts in a single season: RHP Roy Oswalt (2004) and RHP Bob Bruce (1964)...according to PITCHf/x, generated the sixth-highest swing and miss rate among AL pitchers (23.9%)...became just the second pitcher in club history to have a six-game winning streak and six-game losing streak in the same season, joining RHP Turk Farrell in 1964...per Elias, became the first rookie since 1958 (first year with official rules defining rookie statuses) with a seven-game winning streak and six-game losing streak in a single season...began the season at Triple A Oklahoma City before being recalled to Houston on April 22...was placed on the 15-day Disabled List on July 12 (backdated to July 7) with a right middle fingernail avulsion...activated from the DL on July 27...had one of the best debuts in Astros history, as he struck out 12 batters over 6.2 shutout innings en route to his first Major League win on April 22 at SEA...became the third pitcher in Astros history to record 12 strikeouts in his first game with the club: also LHP Randy Johnson (Aug. 2, 1998, at PIT) and RHP J.R. Richard (15 strikeouts on Sept. 5, 1971, at SF)...threw just 89 pitches in the outing, becoming the fifth pitcher in MLB history to strike out 12 or more batters on 89 pitches or less in a single game...also became the sixth pitcher in club history and the first since LHP Randy Johnson (1998) to have a start with 12 strikeouts, no walks and no runs allowed...in his second start of the season on April 27 vs. OAK, came within one out of tossing his first complete-game shutout, earning the win after allowing just one run in 8.2 innings with seven strikeouts...retired 19 straight batters from the 3rd through 9th innings...per Elias, became the third pitcher in club history to win his first two games while registering 19 or more strikeouts in the

process...joined LHP Randy Johnson (1998) and RHP J.R. Richard (1971), who each tallied 20 strikeouts...began his Astros career with 14.2 consecutive scoreless innings...recorded at least four strikeouts in each of his first 17 starts as an Astro, which set a franchise record...also became the first Astros starter to strike out at least four hitters in each of his first 17 starts of a season...prior to McHugh, the last Astros starter to record four or more punchouts in 17 straight starts during a single year was RHP Darryl Kile in 1997 (18 starts)...allowed two runs or less in nine straight starts from Aug. 1-Sept. 15, which tied the third-longest streak in club history with RHP Nolan Ryan (1983), behind only RHP Larry Dierker (11 games in 1969) and RHP Mike Scott (14 games in 1986)...won his last seven decisions of the season from Aug. 12-Sept. 21...the last Astro with a seven-game winning streak in a single season was LHP Andy Pettitte in 2005 (Aug. 21-Sept. 20)...from Aug. 1 through the end of the season, was tied for second in the AL in wins (7) and third in ERA (1.77, 13ER/66IP)...nine of his 10 starts in that span were quality starts...named the American League Rookie of the Month for September, joining OF George Springer (May) as the second Astros player to win the award in 2014...won all four of his starts in September, finishing the month with a 4-0 record and a 1.59 ERA (5ER/28.1IP), 25 strikeouts and just one walk...led all MLB rookies in ERA, opponent batting average (.150), WHIP (0.56) and strikeout to walk ratio (25.00) during the month, while ranking tied for first in wins...his 25.00 strikeout to walk ratio in September was the highest produced by an Astros pitcher during any single month in club history (min. 28IP)...also marked the highest strikeout to walk ratio by a rookie during any month in MLB history since at least 1958 (min. 28IP)...went 133 batters faced without allowing a walk from Aug. 23-Sept. 21...was the longest such streak in the Majors at the time per Elias...made five total appearances at Triple A, going 0-0 with a 3.79 ERA (8ER/19IP) and 13 strikeouts...made one rehab start on July 22 vs. Round Rock (1ER/5IP) as he was making his way back from a fingernail avulsion...began the year at the level by posting a 4.50 ERA (7ER/14IP) and a .231 opponent batting average in four outings before getting recalled to the Majors.

2013: Made a total of seven appearances (five starts) for the Rockies (4g) and Mets (3g), going 0-4 with a 10.04 ERA (29ER/26IP)...began the season at Triple A Las Vegas in the Mets organization before getting recalled to New York on May 14...made three appearances in the Majors until he was optioned back to Triple A on June 8...traded to the Colorado Rockies on June 18 in exchange for OF Eric Young Jr. ...made two starts at Double A Tulsa before moving up to Triple A Colorado Springs on July 7...recalled to the Majors on July 27 and made one start before getting optioned back to Triple A on July 28...brought back to the Majors as a September call-up on Sept. 3 where he stayed for the remainder of the season...in the minors, went 6-5 with a 3.42 ERA (43ER/113IP) and 100 strikeouts (27 walks) in 20 combined starts between Triple A Colorado Springs (9g), Triple A Las Vegas (9g) and Double A Tulsa (2g)...pitched in the Venezuelan Winter League during the offseason for Leones del Caracas...went 0-1 with a 3.20 ERA (7ER/19.2IP) and 20 strikeouts in four starts with the club...prior to the season, was named the No. 24 prospect in the Mets system by *Baseball America*...was claimed by the Astros off waivers on Dec. 18.

2012: Made eight appearances (four starts) in what was the first action of his Major League career...tossed 7.0 scoreless innings, striking out nine while allowing just two hits and one walk in his MLB debut on Aug. 23 vs. COL...became the third pitcher in Mets history to throw 7.0 shutout innings in his Major League debut and the first since RHP Masato Yoshii on April 5, 1998 vs. PIT (0ER/7IP)...his nine strikeouts in his MLB debut marked the second-most in Mets franchise history by a player in his first big league appearance...RHP Matt Harvey had 11 strikeouts on July 26, 2012...began the season with Double A Binghamton before heading to Triple A Buffalo on June 15...was selected to the Major League roster on Aug. 23 and remained in the big leagues through the end of the season...in 25 combined starts between Buffalo (13g) and Binghamton (12g), went 7-9 with a 2.91 ERA (48ER/148.1IP) and 135 strikeouts...named the Triple A International League Pitcher of the Week on Aug. 20.

MINOR LEAGUES:

2011: Split the season between Double A Binghamton (18g) and Class A Advanced Port St. Lucie (9g)...went 9-4 with a 3.84 ERA (55ER/129IP) and 139 strikeouts between the two clubs...started the season with Port St. Lucie before making his debut with Binghamton on May 31...combined to win a career-high nine games...threw a five-hit complete game to close out the season on Sept. 1 at Erie...struck out 11 and allowed one run in the 2-1 victory...struck out more than a batter per inning (100 SO/93.1IP) with Binghamton...pitched for Peoria in the Arizona Fall League during the offseason...went 2-3 with a 6.91 ERA (21ER/27.1IP) and 24 strikeouts in eight appearances (seven starts)...**2010:** Spent the entire season with Class A Savannah...started the season in the rotation, moved to the bullpen and then reclaimed a starting spot on June 1...made one relief appearance after that date...won his last four decisions of the season, including 5.0 shutout innings of one-hit ball in his final start of the year on Sept. 6...**2009:** Threw the only complete-game shutout of his career (July 17 vs. Auburn) while spending the entire season with Class A Short Season Brooklyn...**2008:** Made his professional debut with Rookie Level Kingsport.

PERSONAL:

Collin and his wife Ashley reside in Atlanta, Ga., with their son, Elder.

COLLIN ALEXANDER MCHUGH

Year	Team	W	L	ERA	G	GS	CG	SHO	SV	IP	H	R	ER	HR	HB	BB	SO	WP	BK	AVG
2008	Kingsport (R)	0	0	4.17	12	8	0	0	1	41.0	47	25	19	5	1	16	41	1	1	.285
2009	Brooklyn (A)	8	2	2.76	14	14	1	1	0	75.0	61	25	23	1	5	21	79	3	0	.219
2010	Savannah (A)	7	8	3.33	28	20	0	0	1	132.1	139	65	49	7	12	38	129	5	2	.268
2011	St. Lucie (A)	1	2	6.31	9	6	0	0	1	35.2	47	27	25	3	1	14	39	2	2	.318
	Binghamton (AA)	8	2	2.89	18	16	1	0	2	93.1	78	32	30	2	8	32	100	7	0	.223
2012	Binghamton (AA)	5	5	2.41	12	12	0	0	0	74.2	63	21	20	4	5	17	65	6	0	.228
	Buffalo (AAA)	2	4	3.42	13	13	0	0	0	73.2	60	32	28	8	2	29	70	2	0	.216
	NEW YORK (NL)	0	4	7.59	8	4	0	0	0	21.1	27	21	18	5	2	8	17	0	0	.314
2013	Las Vegas (AAA)	3	2	2.87	9	9	0	0	0	53.1	57	21	17	3	4	13	41	3	1	.277
	NEW YORK (NL)	0	11	10.29	3	1	0	0	0	7.0	12	8	2	0	3	3	0	0	0	.400
	Tulsa (AA)	1	1	1.38	2	2	0	0	0	13.0	9	2	2	1	0	12	0	0	0	.205
	Colorado Springs (AAA)	2	2	4.63	9	9	0	0	0	46.2	52	25	24	2	3	14	47	1	0	.277
	COLORADO	0	3	9.95	4	4	0	0	0	19.0	33	21	21	4	0	2	8	0	0	.384
2014	Oklahoma City (AAA)#	0	0	3.79	5	3	0	0	0	19.0	15	8	8	0	0	6	13	1	0	.217
	HOUSTON	11	9	2.73	25	25	0	0	0	154.2	117	53	47	13	6	41	157	6	0	.208
2015	HOUSTON	19	7	3.89	32	32	0	0	0	203.2	207	89	88	19	9	53	171	5	0	.263
2016	HOUSTON	13	10	4.34	33	33	1	0	0	184.2	206	92	89	25	5	54	177	9	0	.282
2017	Fresno (AAA)#	0	0	27.00	1	1	0	0	0	1.0	3	3	3	0	0	1	1	0	0	.500
	Corpus Christi (AA)#	0	0	3.60	4	4	0	0	0	15.0	18	10	6	1	1	4	11	0	0	.290
	HOUSTON	5	2	3.55	12	12	0	0	0	63.1	62	27	25	7	5	20	62	4	0	.253
MINOR LEAGUE TOTALS		37	28	3.39	136	117	2	1	5	673.2	649	296	254	37	42	205	648	31	6	.251
MAJOR LEAGUE TOTALS		48	36	4.08	117	111	1	0	0	653.2	664	311	296	75	27	181	595	24	0	.253

#Rehab assignment

DIVISION SERIES RECORD

Year	Team/Opp.	W	L	ERA	G	GS	CG	SHO	SV	IP	H	R	ER	HR	HB	BB	SO	WP	BK	AVG
2015	HOU/KC	1	1	4.50	2	2	0	0	0	10.0	9	5	5	2	1	2	2	0	0	.243

CHAMPIONSHIP SERIES RECORD

Year	Team/Opp.	W	L	ERA	G	GS	CG	SHO	SV	IP	H	R	ER	HR	HB	BB	SO	WP	BK	AVG
2017	HOU/NYY	0	0	0.00	1	0	0	0	0	4.0	0	0	0	0	0	1	3	0	0	.000

WORLD SERIES RECORD

Year	Team/Opp.	W	L	ERA	G	GS	CG	SHO	SV	IP	H	R	ER	HR	HB	BB	SO	WP	BK	AVG
2017	HOU/LAD	0	0	13.50	1	0	0	0	0	2.0	1	3	3	1	0	3	4	0	0	.143

MCHUGH CAREER TRANSACTIONS

- Selected by New York (NL) in the 18th round of the June 2008 draft.
- Acquired by Colorado from New York (NL) in exchange for OF Eric Young Jr. on June 18, 2013.
- Claimed off waivers by Houston from Colorado on Dec. 18, 2013.
- On Disabled List, July 7-27, 2014 (right middle fingernail avulsion).
- On Disabled List, March 25-July 22, 2017 (right shoulder tendinitis).

MCHUGH GAME HIGHS

Longest Winning Streak:	11 -- Aug. 12, 2014-May 2, 2015
Longest Losing Streak:	8 -- Sept. 3, 2012-Sept. 27, 2013
Strikeouts:	12 -- April 22, 2014 at Seattle
Walks:	5 (2x) -- last, June 18, 2015 at Colorado
Innings (starter):	9.0 -- May 30, 2016 at Arizona
Innings (relief):	3.0 -- Sept. 20, 2012 vs. Philadelphia
Low-Hit Game (CG):	5 -- May 30, 2016 at Arizona



CHARLIE MORTON

Born: 11/12/83 in Flemington, NJ

Resides: Bradenton, FL

Opening Day Age: 34

ML Service: 9.010

Contract Status: Signed through 2018

Acquired: Signed as a free agent on Nov. 16, 2016.

50

RHP

YEAR	START	FINISH
R/R	6'6"	220

TABLE OF CONTENTS

MORTON

PLAYER DEVELOPMENT

2017 REVIEW

OPPONENTS

HISTORY AND RECORDS

SPRING TRAINING

MEDIA INFORMATION

MINUTE MAID PARK

CAREER HIGHLIGHTS

- 10-year Major League veteran starter has gone 60-78 with a 4.41 ERA (509ER/1039.2IP) and 793 strikeouts in 187 games (186 starts) in the Major Leagues across parts of nine seasons with the Braves (2008), Pirates (2009-15), Phillies (2016) and Astros (2017).
- Leads all active Major League pitchers in career groundball to flyball ratio with a 2.44 mark (min. 1000IP).
- Formerly a low 90's sinkerballer, has become one of the game's hardest throwing starting pitchers and one of the top strikeout pitchers in the American League...averaged 95.0 miles per hour on his fastball in 2017, which was the seventh-hardest fastball among all Major League starting pitchers...ranked seventh in the AL in strikeouts per 9.0 innings ratio in 2017 with a 10.00 mark (min. 140IP).
- Won a career-high 14 games while striking out a career-high 163 batters in 2017, posting a 3.62 ERA in his first season with Houston...his breakout was sparked by a newfound dominance over left-handed hitters, as he held them to a .175 batting average (44x252) and .561 OPS, marks that ranked third and fifth in the AL, respectively...in his nine seasons leading up to 2017, left-handed hitters had posted a .307 batting average (493x1607) and an .859 OPS against him.
- Altered his delivery prior to the 2011 season, which fueled a breakout year in which he notched career bests in starts (29), wins (10), innings pitched (171.2), strikeouts (110), groundball percentage (60%) and ERA (3.83).
- Posted a career-long winning streak of six games from Sept. 16, 2014-June 16, 2015...those all came in consecutive starts, including five consecutive to open his 2015 campaign...posted a 1.41 ERA (6ER/38.1IP) in those outings.
- Made his Major League debut and earned his first Major League win on June 14, 2008, at LAA (3ER/6IP) as a member of the Braves.
- Has made six postseason appearances in his career, making one start in 2013 with Pittsburgh and five appearances (four starts) with Houston in 2017...won two of the biggest games in Astros franchise history, getting the win in Game 7 of the 2017 ALCS vs. NYY and Game 7 of the 2017 World Series at LAD...became the first pitcher in MLB history to win two Game 7's in a single postseason.
- In the 2007 offseason, went 4-1 with a 2.57 ERA in six games (five starts) for Peoria in the Arizona Fall League and was named to the AFL Rising Stars Game...held opponents to a .205 average and ranked tied for second in the league in wins.
- Entered the 2005 season rated as having the Best Curveball in Atlanta's minor league system by *Baseball America*.

2017: Formerly a low 90's sinkerballer, was one of the game's hardest throwing starting pitchers and one of the top strikeout pitchers in the American League...averaged 95.0 miles per hour on his fastball, which was the seventh-hardest fastball among all Major League starting pitchers...ranked seventh in the AL in strikeouts per 9.0

NOTES

- **Graduated from Joel Barlow HS (Redding, CT) in 2002...drafted straight out of high school by the Braves in the third round of the June 2002 draft (95th overall selection)... signed by Braves scout John Stewart.**
- **IN THE COMMUNITY:** Has been heavily involved in military organizations throughout his Major League career...with his donations, has hosted military families to private batting practice sessions and held postgame parties for veterans on frequent occasions.
- **Was the Astros 2017 nominee for the Bob Feller Act of Valor Award, which is given annually to a MLB player who actively supports service men and women...hosted and met with military veterans from The Wounded Warrior Project at home games throughout the 2017 season.**
- **Signed a two-year deal with the Astros as a free agent on Nov. 16, 2016.**

innings ratio with a 10.00 mark (min. 140IP)...won a career-high 14 games while striking out a career-high 163 batters, posting a 3.62 ERA in his first season with Houston...his breakout was sparked by a newfound dominance over left-handed hitters, as he held them to a .175 batting average (44x252) and .561 OPS, marks that ranked third and fifth in the AL, respectively...was a hero for the Astros in the postseason, getting the win in Game 7 of the ALCS vs. NYY, and Game 7 of the World Series at LAD...became the first pitcher in MLB history to get the win in two Game 7's in a single postseason...set career-best marks in WHIP (1.19), opponent batting average (.228), strikeouts per 9.0 innings (10.00), strikeout rate (26.4%) and strikeout to walk ratio (3.26)...his 52.8% groundball rate was his lowest since the 2010 season (47.2%), but was still an excellent mark as it ranked as the fourth-best mark among AL pitchers (min. 140IP)...recorded three double-digit strikeout games...entered the season with just one on his ledger over his entire Major League career (June 25, 2014 at TB)...batters whiffed on close to half of the swings taken against his curveball (42.91%)...no AL starting pitcher generated more whiffs per swing on their curveball than Morton (min. 500 curveballs thrown)...batters hit .111 against his curveball, which was the best mark among Major League starters...went at least 5.0 innings in each of his 25 starts, which was the longest streak of his career...was the second-longest start-of-career streak in Astros history, behind RHP Brett Myers (51 starts from 2010-11)...led the Astros with two pickoffs...was on the Astros Opening Day roster and started the third game of the season...had one DL stint...placed on the 10-day DL on May 28 with a strained right lat...activated from the DL on July 7...prior to hitting the DL on May 25, went 5-3 with a 4.06 ERA (26ER/57.2IP) and a .253 opponent batting average in 10 starts...in 15 starts after returning from the DL, went 9-4 with a 3.34 ERA (33ER/89IP), a .210 opponent batting average and 98 strikeouts...ranked among the top 10 AL pitchers in wins (T-4th), strikeouts (8th), strikeouts per 9.0 innings (9th, 9.91) and opponent batting average (4th) after his return from the DL...set a career high with 12 strikeouts on April 28 vs. OAK...was his second career double-digit strikeout game...became the first Astros pitcher with 12 strikeouts in a game since LHP Dallas Keuchel struck out 12 on Sept. 6, 2015 vs. MIN...won his 50th career game in the Major Leagues on May 9 vs. ATL, his former organization...struck out at least five batters in 12 consecutive starts from July 14-Sept. 23, which was the longest streak of his career (previously 8, June 2-July 12, 2014)...had 86 strikeouts in 70.2 innings in that span...had a strong finish to the season, going 4-1 with a 2.54 ERA (8ER/28.1IP) in five starts during the month of September...made three rehab appearances between Triple A Fresno (June 22 and June 27) and Double A Corpus Christi (July 2)...gave up just one earned run in those 10.1 rehab innings...made five appearances (four starts) in the postseason, going 2-1 with a 4.24 ERA (11ER/23.1IP) and 25 strikeouts...started Game 4 of the ALDS at BOS, giving up two runs on seven hits in 4.1 innings, striking out six in a 5-4 Astros win...started Game 3 of the ALCS at NYY (7ER/3.2IP)...also started Game 7 of the ALCS vs. NYY, getting the win after throwing 5.0 shutout innings of two-hit ball...walked one and struck out five...prior to his outing, the last pitcher to be scoreless over at least 5.0 innings in a Game 7 was Madison Bumgarner in the 2014 World Series...the last pitcher to be scoreless over at least 5.0 innings of a Game 7, while striking out at least five batters, was Jack Morris in the 1991 World Series...started Game 4 of the World Series vs. LAD and tossed a quality start, giving up just one run in 6.1 innings pitched, allowing three hits and no walks with seven strikeouts...the Astros lost that game 6-2...faced the minimum through 5.0 innings...his seven strikeouts marked a postseason career high, and tied the most by an Astros starter in a World Series game (also Brandon Backe)...got the win in Game 7 of the World Series at LAD after throwing the final 4.0 innings...allowed one run on two hits with four strikeouts...became the fifth pitcher in MLB history to get the win in Game 7 of the World Series after throwing 4.0+ relief innings...joined Bob Turley (1958), Joe Page (1947), Ray Kremer (1925) and Walter Johnson (1924).

2016: In his only season with the Phillies, made four starts, going 1-1 with a 4.15 ERA (8ER/17.1IP)...held opponents to a .651 OPS and .242 opponent batting average...was placed on the 15-day DL with a left hamstring strain on April 24 and missed the remainder of the season...underwent successful surgery on May 2 and later transferred to the 60-day DL on June 1...became a free agent for the first time in his career and signed a two-year contract with the Astros on Nov. 16.

2015: Began his season on the 15-day DL while recovering from right hip surgery...appeared in extended Spring Training, with Double A Altoona and with Triple A Indianapolis while rehabbing the injury from April 18-May 24...activated on May 25 and made his season debut that night vs. MILA...had a career-long five-game winning streak from May 25-June 16 while posting a 1.62 ERA (6ER.33.1IP)...won each of those games in consecutive starts...this included a 14.1-inning scoreless streak from June 10-16...ended up making 23 starts and posting a 9-9 record with a 4.81 ERA (69ER/129IP) on the season...traded to Philadelphia in the offseason in exchange for RHP David Whitehead.

2014: Made 26 starts, posting a 6-12 record and a 3.72 ERA (65ER/157.1IP)...set a career high in strikeouts (126) and led all Major League pitchers in hit batters (19)...posted a 2.41 ERA (20ER/74.2IP) in 12 home starts...lost each of his first six decisions despite posting a 3.45 ERA from April 2-May 18...picked up his first win in his 10th start of the season on May 23 vs. WSH...went six straight starts (38IP) without allowing a home run from April 23-May 23...posted a 2.51 ERA (10ER/37.1IP) over six May starts...collected a career-high 11 strikeouts, but suffered a 5-1 loss to David Price on June 25 at TB...was placed on the 15-day DL on Aug. 17 (retro to Aug. 16) with right hip inflammation...activated on Sept. 16...placed back on the DL on Sept. 24 and underwent surgery on Sept. 26 to repair the labrum in his right hip.

2013: Began the season on the 15-day DL while recovering from Tommy John surgery...started his rehab

assignment with Class A Bradenton on April 18...transferred to Altoona on April 28 and then to Indianapolis on May 3...in his first start with Altoona on May 3, left the game after 3.0 innings due to tightness in his right shoulder...was transferred to the 60-day DL on May 31...activated on June 13 and made his 2013 debut on June 13 vs. SF (2ER/5IP)...posted a 2.68 ERA (12ER/40.1IP) in August...went 4-0 with a 1.74 ERA (8ER/41.1IP) over six starts from Aug. 7-Sept. 2...left his start on Sept. 8 at STL with discomfort in his left foot...started and took the loss in Game 4 of the NLDS vs STL (2-1 loss), pitching 5.0 scoreless innings before surrendering a two-run homer to Carlos Beltran in the 6th.

2012: Began season on 15-day DL recovering from offseason hip surgery...activated on April 14...pitched a season-low 4.0 innings in his final start of the season on May 29 vs. CIN and was placed on the 15-day DL on June 1 (retro to May 30) with right elbow inflammation...had Tommy John surgery on June 14 and was transferred to the 60-day DL on June 24, where he spent the remainder of the season.

2011: Led the Pirates in innings pitched (171.2) and ranked tied for seventh in the NL in sacrifice bunts (7)...allowed just six homers all season, the fewest of any Major League pitcher (min. 110IP)...held right-handed hitters to a .220 average (84x381), as opposed to a .364 (102x280) mark vs lefties...tossed his second career complete game on April 15 at CIN...pitched a five-hit shutout, the second of his career, on May 18 at CIN...went 3-1 with a 2.06 ERA (8ER/35IP) over five May starts...had a career-high 24.0-inning scoreless streak from July 29-Aug. 14...missed his scheduled start on Sept. 10 due to arm fatigue...pitched 6.0 scoreless innings for his 10th win of the season on Sept. 20 at ARI.

2010: Began the season in Pittsburgh's starting rotation...went 0-5 with a 12.57 ERA (27ER/19.1IP) in his first five starts, giving up at least five runs in all five outings...picked up his first win of the season on May 5 vs. CHC...went 1-9 with a 9.35 ERA (45ER/43.1IP) over his first 10 starts...was on the 15-day DL from May 28-July 1 with right shoulder fatigue...activated on July 2 and optioned to Indianapolis...went 1-0 with a 1.50 ERA (4ER/24IP) in four August starts with Indianapolis and was recalled on Aug. 28...earned the win on Sept. 22 vs STL, snapping his six-game Major League losing streak.

2009: Began the season on the DL with a left oblique strain...was activated on April 11 and assigned to Triple A Gwinnett...had a season-high 12 strikeouts in his season debut on April 12 at Charlotte, which earned him the International League Pitcher of the Week Award...tossed a seven-hit shutout on May 29 at Syracuse...went 5-0 with a 1.40 ERA (6ER/38.2IP) in his final five starts with Gwinnett...traded to Pittsburgh on June 3 and assigned to Indianapolis...made his lone start with Indianapolis on June 4 vs Lehigh Valley, pitching 7.0 scoreless innings...recalled on June 10 and started that night at ATL...was removed after just 1.0 inning due to tightness in his right hamstring...gave up 10 runs in just 1.0 inning on Aug. 14 at CHC (Pirates lost 17-2)...tossed his first Major League shutout in his final start of the season on Sept. 30 at CHC in the first game of a doubleheader.

2008: Began the season with Triple A Richmond and went 2-0 with a 1.69 ERA in his first eight starts of the season...struck out a season-high 13 batters and allowed just one hit over 8.0 scoreless innings on June 3 at Durham...held Triple A batters to a .181 average and did not surrender a home run...recalled on June 14 and made his Major League debut, earning his first Major League win on June 14 at LAA (3ER/6IP)...went 0-2 with a 7.58 ERA (16ER/19IP) over his next four starts from June 19-July 6...doubled off Yusmeiro Petit for his first Major League hit on Aug. 7 at ARI...missed nearly three weeks with a sore back from Sept. 3-20...made his first and only Major League relief appearance on Sept. 21 vs. NYM, pitching 2.0 scoreless innings.

MINOR LEAGUES:

2007: Spent his entire season with Double A Mississippi...went 4-3 with a 4.15 ERA (24ER/52IP) in 35 relief appearances and 0-3 with a 4.55 ERA (14ER/27.2IP) in six starts...went 2-0 with a 2.79 ERA (3ER/9.2IP) in his first seven games...started Game 2 of the Southern League Division Series and pitched 7.0 innings, leading Mississippi to a series-tying win...went 4-1 with a 2.57 ERA in six games (five starts) for Peoria in the Arizona Fall League and named to the AFL Rising Stars Game...held opponents to a .205 average and ranked tied for second in the league in wins...**2006:** Spent the entire season with Class A Myrtle Beach...finished third on the team in innings (100.0) and strikeouts (75)...**2005:** Prior to the season, was rated by *Baseball America* as having the Best Curveball in Atlanta's minor league system...spent his second straight full season with Class A Rome...named Atlanta's Minor League Pitcher of the Month for August (5 G, 4 GS, 3-1, 2.25 ERA, 7 ER, 28 IP)...**2004:** Spent the entire season with Rome...earned his first professional save on April 21 vs. Lakewood...made 11 of his final 12 appearances as a starter...**2003:** Spent the season with Class A Danville...made his first appearance in relief on June 16 before making 13 straight starts to finish the season...**2002:** Made his pro debut with the Rookie Level Gulf Coast League Braves after signing with the Braves on June 19.

PERSONAL:

Charlie and his wife Cindy reside in Bradenton, Fla., with their son, Charles V, and daughter, Grace.

CHARLES ALFRED MORTON IV

Year	Team	W	L	ERA	G	GS	CG	SHO	SV	IP	H	R	ER	HR	HB	BB	SO	WP	BK	AVG
2002	GCL Braves (R)	1	7	4.54	11	5	0	0	0	39.2	37	34	20	1	2	30	32	5	0	.243
2003	Danville (R)	2	5	4.67	14	13	0	0	0	54.0	65	32	28	3	1	25	46	9	5	.302
2004	Rome (A)	7	9	4.82	27	18	0	0	2	117.2	140	76	63	7	7	68	102	10	0	.297
2005	Rome (A)	5	9	5.20	26	22	0	0	1	124.2	124	84	72	7	14	62	86	12	2	.261
2006	Myrtle Beach (A)	6	7	5.40	30	14	0	0	2	100.0	116	70	60	14	4	54	75	9	0	.291
2007	Mississippi (AA)	4	6	4.29	41	6	0	0	0	79.2	80	41	38	3	6	37	67	11	0	.270
2008	Richmond (AAA)	5	2	2.05	13	12	0	0	0	79.0	51	20	18	0	2	27	72	2	0	.181
	ATLANTA	4	8	6.15	16	15	0	0	0	74.2	80	56	51	9	2	41	48	2	0	.273
2009	Gwinnett (AAA)	7	2	2.51	10	10	1	1	0	64.2	52	18	3	2	16	55	2	0	0	.222
	Indianapolis (AAA)	0	0	0.00	1	1	0	0	0	7.0	4	0	0	0	1	1	7	0	0	.174
	PITTSBURGH	5	9	4.55	18	18	1	1	0	97.0	102	49	49	7	5	40	62	4	0	.276
2010	PITTSBURGH	2	12	7.57	17	17	0	0	0	79.2	112	79	67	15	7	26	59	5	1	.332
	Indianapolis (AAA)	4	4	3.83	14	14	1	0	0	80.0	83	46	34	6	6	30	53	3	1	.265
2011	PITTSBURGH	10	10	3.83	29	29	2	1	0	171.2	186	82	73	6	13	77	110	9	1	.281
	Indianapolis (AAA)#	0	0	1.17	1	1	0	0	0	7.2	6	1	1	0	0	1	8	0	0	.214
	PITTSBURGH	2	6	4.65	9	9	0	0	0	50.1	62	30	26	5	2	11	25	4	0	.305
2013	Bradenton (A)#	0	0	6.00	1	1	0	0	0	3.0	3	2	2	1	1	0	2	0	0	.250
	Altoona (AA)#	1	1	2.41	4	4	0	0	0	18.2	10	5	5	2	0	6	11	1	0	.154
	Indianapolis (AAA)#	0	1	3.79	4	4	0	0	0	19.0	16	10	8	1	1	10	12	0	0	.229
	PITTSBURGH	7	4	3.26	20	20	0	0	0	116.0	113	51	42	6	16	36	85	5	0	.261
2014	PITTSBURGH	6	12	3.72	26	26	0	0	0	157.1	143	76	65	9	19	57	126	8	0	.247
	Altoona (AA)#	0	0	4.50	1	1	0	0	0	4.0	4	2	2	0	0	1	6	0	0	.250
2015	Altoona (AA)#	1	0	0.00	1	1	0	0	0	7.0	2	0	0	0	0	2	5	0	0	.091
	Indianapolis (AAA)#	1	1	2.03	2	2	0	0	0	13.1	13	4	3	0	0	4	17	1	0	.255
	PITTSBURGH	9	9	4.81	23	23	0	0	0	129.0	137	77	69	13	12	41	96	2	1	.271
2016	PHILADELPHIA	1	1	4.15	4	4	0	0	0	17.1	15	8	1	0	8	19	1	1	.242	
2017	HOUSTON	14	7	3.62	25	25	0	0	0	146.2	125	65	59	14	13	50	163	4	0	.228
	Fresno (AAA)#	0	1	1.50	2	2	0	0	0	6.0	4	1	1	1	0	2	3	0	0	.200
	Corpus Christi (AA)#	0	0	0.00	1	1	0	0	0	4.1	1	2	0	0	0	2	5	0	0	.067
	MINOR LEAGUE TOTALS	44	55	4.05	204	132	2	1	5	829.1	811	448	373	49	47	378	664	65	8	.257
	MAJOR LEAGUE TOTALS	60	78	4.41	187	186	3	2	0	1039.2	1075	573	509	85	89	387	793	44	4	.269

#Rehab assignment

DIVISION SERIES RECORD

Year	Team/Opp.	W	L	ERA	G	GS	CG	SHO	SV	IP	H	R	ER	HR	HB	BB	SO	WP	BK	AVG
2013	PIT/STL	0	1	3.18	1	1	0	0	0	5.2	3	2	2	1	0	4	4	0	0	.158
2017	HOU/BOS	0	0	4.15	1	1	0	0	0	4.1	7	2	2	1	0	2	6	0	0	.389
TOTALS		0	1	3.60	2	2	0	0	0	10.0	10	4	4	2	0	6	10	0	0	.270

CHAMPIONSHIP SERIES RECORD

Year	Team/Opp.	W	L	ERA	G	GS	CG	SHO	SV	IP	H	R	ER	HR	HB	BB	SO	WP	BK	AVG
2017	HOU/NYY	1	1	7.27	2	2	0	0	0	8.2	8	7	7	1	1	3	8	1	0	.242

WORLD SERIES RECORD

Year	Team/Opp.	W	L	ERA	G	GS	CG	SHO	SV	IP	H	R	ER	HR	HB	BB	SO	WP	BK	AVG
2017	HOU/LAD	1	0	1.74	2	1	0	0	0	10.1	5	2	2	0	1	1	11	0	0	.143

MORTON CAREER TRANSACTIONS

- Selected by Atlanta in the third round of the June 2002 draft.
- On Disabled List, March 27-April 10, 2009 (left oblique strain).
- Acquired by Pittsburgh from Atlanta along with OF Gorkys Hernandez and LHP Jeff Locke in exchange for OF Nate McLouth on June 3, 2009.
- On Disabled List, May 28-July 1, 2010 (right shoulder fatigue).
- On Disabled List, March 29-April 13, 2012 (hip surgery).
- On Disabled List, May 30-Oct. 31, 2012 (right elbow inflammation).
- On Disabled List, March 22-June 12, 2013 (Tommy John surgery).
- On Disabled List, Aug. 16-Sept. 15, 2014 (right hip inflammation).
- On Disabled List, Sept. 24-Oct. 24, 2014 (right hip surgery).
- On Disabled List, April 5-May 24, 2015 (right hip surgery).
- Acquired by Philadelphia from Pittsburgh in exchange for RHP David Whitehead on Dec. 12, 2015.
- On Disabled List, April 24-Nov. 3, 2016 (torn left hamstring).
- Signed by Houston as a free agent on Nov. 16, 2016.
- On Disabled List, May 28-July 7, 2017 (right lat strain).

MORTON GAME HIGHS

Longest Winning Streak:	6 -- Sept. 16, 2014-June 16, 2015
Longest Losing Streak:	7 -- Sept. 8, 2013-May 18, 2014
Strikeouts:	12 -- April 28, 2017 vs. Oakland
Walks:	5 (10x) -- last, July 14, 2017 vs. Minnesota
Innings (starter):	9.0 (3x) -- last, May 18, 2011 at Cincinnati
Innings (relief):	2.0 -- Sept. 21, 2008 vs. New York (NL)
Low-Hit Game (CG):	4 -- Sept. 30, 2009 at Chicago (NL)



DAVID PAULINO

Born: 2/6/94 in Nizao, DR

Opening Day Age: 24

Contract Status: Signed through 2018

Acquired: From Detroit as a PTBNL along with OF Danry Vasquez in exchange for RHP Jose Veras on July 29, 2013; named on Sept. 13, 2013.

Resides: Nizao, DR

ML Service: 0.118

63

RHP

START	HITS	WALKS
R/R	6/7	2/22

CAREER HIGHLIGHTS

- Right-handed starter has pitched in nine games (7 starts) in the Major Leagues from 2016-17, going 2-1 with a 6.25 ERA (25ER/36IP) and 36 strikeouts.
- Standing at 6 feet, 7 inches, owned the fourth-highest average vertical release point in the Major Leagues in 2017, per Statcast (6.98 feet)...trailed only RHP Mat Latos (7.09 feet), RHP Josh Collmenter (7.02 feet) and LHP Jordan Montgomery (7.02 feet).
- Made his Major League debut in 2016, making one start and two relief appearances...became the fourth Dominican-born pitcher listed at 6-foot-7 or taller to pitch in the Major Leagues, joining RHP Michael Ynoa (2016), RHP Daniel Cabrera (2004-09) and RHP Franklyn German (2002-08).
- At 22 years, 215 days old, was the third-youngest AL pitcher to make a start in 2016 behind Minnesota's RHP Jose Berrios (21 years, 336 days) and New York's RHP Luis Severino (22 years, 48 days).
- Was a 2016 Double A Texas League Midseason All-Star...was also named to the 2016 Rising Stars Game while pitching in the Arizona Fall League.
- Was rated by *Baseball America* as the Astros No. 7 prospect and the No. 91 prospect in baseball prior to the 2016 season.

2017: Spent a month in the Majors with the Astros in 2017, in what was his second-career campaign in the Major Leagues...went 2-0 with a 6.52 ERA (21ER/29IP) in six starts...struck out 34 batters and walked seven in his 29.0 innings of work...opened the season on the 10-day Disabled List with right arm inflammation...was activated from the DL and optioned to Triple A Fresno on May 12...saw his first action of the season with Triple A Fresno...made three starts before being recalled to the Major League club on May 30...made his first Major League appearance of the season on May 31 at MIN...gave up two runs on five hits in 4.0 innings...struck out eight batters and walked one...became the third starter in Astros history to strike out at least eight batters in an outing of 4.0 innings-or-less...joined LHP Erik Bedard (April 21, 2013 vs. CLE) and RHP J.R. Richard (July 27, 1973 at LAD)...earned his first career Major League win on June 17 after holding Boston to one run on three hits in 6.0 innings...struck out four with one walk...the 6.0 innings pitched marked a career-high...was suspended by Major League Baseball for 80 games on July 1...was activated from the restricted list on Oct. 1, and placed on the 60-day DL with a bone spur in his right elbow...went 0-1 with a 4.50 ERA (7ER/14IP) in his three starts at Triple A...limited opponents to a .208 batting average, while recording 13 strikeouts in 14.0 innings pitched...right-handed hitters went 4x27 off him for a .148 average in the minors.

NOTES

- Was signed by the Detroit Tigers as a non-drafted free agent out of the Dominican Republic on Sept. 28, 2010...was signed by Tigers scouts Carlos Santana, Ramon Perez and Miguel Garcia.
- Is the younger brother of former Tigers prospect, RHP Brenny Paulino, who pitched in the minor leagues from 2010-14.
- Was added to the Astros 40-man roster on Nov. 20, 2015...is signed to a one-year contract that runs through 2018.

2016: Made his Major League debut with Houston, making one start while appearing in three total games...threw a career-high 97.0 combined innings between the Major and minor leagues...at 22 years, 215 days old, was the third-youngest AL pitcher to make a start behind Minnesota's RHP Jose Berrios (21 years, 336 days) and New York's RHP Luis Severino (22 years, 48 days)...was scoreless in both of his relief appearances (4.0IP), which included a 3.0-inning performance where he allowed just one baserunner on Sept. 30 at LAA...began the season at Double A Corpus Christi...was promoted to Triple A on Aug. 19...recalled to Houston on Sept. 6 for his first career stint in the Majors...made his Major League debut on Sept. 8 at CLE, allowing four runs in 3.0 innings in the start...went 5-4 with a 2.00 ERA (20ER/90IP), 19 walks and 106 strikeouts in 20 minor league outings (15 starts)...pitched in 14 games at Double A, three games at Triple A and three games in the Rookie Level Gulf Coast League on a minor league rehab assignment...was a Double A Texas League Midseason All-Star, as he put up a 5-2 record and a 1.83 ERA (13ER/64IP) with 72 strikeouts at the level.

MINOR LEAGUES:

2015: Combined to throw 67.1 innings between Class A Short Season Tri-City, Class A Quad Cities and Class A Advanced Lancaster, eclipsing his previous single-season career high of 20.0 innings in 2013...owned a 2.81 ERA (21ER/67.1IP) with a 9.62 strikeouts-per-9.0 innings ratio, fanning 72 batters...threw 9.1 scoreless innings over two starts at Tri-City to begin the season...was then promoted to Class A Quad Cities where he went 3-2 with a 1.57 ERA in five starts with the River Bandits...struck out 32 in 28.2 innings...held Midwest League hitters to a .202 average while posting a 0.98 WHIP...was named the Midwest League Pitcher of the Week for the week of July 13...was promoted to Lancaster on July 26...in his final two regular season outings (Aug. 7 vs. Rancho Cucamonga; Sept. 4 vs. High Desert), tied a career high with 7.0 innings in both starts...over the course of the two games, fanned 17 batters while walking only one...made his first postseason appearance on Sept. 10 at High Desert in Game 2 of the California League South Division Mini-Series...allowed three runs in 4.1 innings of work...**2014:** Did not pitch while recovering from Tommy John surgery...**2013:** Made four appearances with the GCL Tigers...went 2-1 with a 2.70 ERA (6ER/20IP) and 22 punchouts...suffered a season-ending right elbow injury and was placed on the disabled list on July 16...was traded to the Astros following the season on Sept. 13, as the PTBNL in the Jose Veras trade...**2012:** Made three appearances with the GCL Tigers...allowed only one earned run in his 4.0 innings...began the season on the 7-day disabled list, and was transferred to the 60-day DL on June 29...was activated on Aug. 17, making all three of his appearances to close out the season...**2011:** Made his debut as a professional with the DSL Tigers...did not allow an earned run over 15.0 innings of work, pitching in eight games and starting seven...held batters to a .160 batting average, giving up only eight hits.

DAVID CONFESOR PAULINO

Year	Team	W	L	ERA	G	GS	CG	SHO	SV	IP	H	R	ER	HR	HB	BB	SO	WP	BK	AVG	
2011	DSL Tigers (R)	0	1	0.00	8	7	0	0	0	15.0	8	4	0	0	4	7	14	0	0	.160	
2012	GCL Tigers (R)	1	0	2.25	3	1	0	0	0	4.0	1	1	1	0	1	3	5	0	0	.083	
2013	GCL Tigers (R)	2	1	2.70	4	4	0	0	0	20.0	16	6	6	1	0	2	22	0	0	.229	
2014		Did not play; due to injury																			
2015	Tri-City (A)	1	0	0.00	2	2	0	0	0	9.1	4	0	0	0	0	2	10	1	1	.220	
	Quad Cities (A)	3	2	1.57	5	5	0	0	0	28.2	21	6	5	0	1	7	32	1	2	.202	
	Lancaster (A)	1	1	4.91	6	5	0	0	1	29.1	24	17	16	1	2	10	30	2	0	.125	
2016	Corpus Christi (AA)	5	2	1.83	14	9	0	0	1	64.0	47	16	13	3	3	11	72	2	0	.204	
	GCL Astros (R)	0	2	3.86	3	3	0	0	0	14.0	16	9	6	1	0	6	20	2	0	.267	
	Fresno (AAA)	0	0	0.75	3	3	0	0	0	12.0	9	3	1	0	0	2	14	0	0	.196	
	HOUSTON	0	1	5.14	3	1	0	0	0	7.0	6	4	4	0	1	3	2	2	0	.240	
2017	Fresno (AAA)	0	1	4.50	3	3	0	0	0	14.0	11	8	7	3	0	9	13	0	0	.208	
	HOUSTON	2	0	6.52	6	6	0	0	0	29.0	36	21	21	8	0	7	34	5	0	.300	
MINOR LEAGUE TOTALS		13	10	2.35	51	42	0	0	2	210.1	157	70	55	9	11	59	232	8	3	.205	
MAJOR LEAGUE TOTALS		2	1	6.25	9	7	0	0	0	36.0	42	25	25	8	1	10	36	7	0	.290	

PAULINO CAREER TRANSACTIONS

- Signed by the Tigers as a non-drafted free agent on Sept. 28, 2010.
- Acquired by the Astros from Detroit as a PTBNL along with OF Danry Vasquez in exchange for RHP Jose Veras on July 29, 2013; named on Sept. 13, 2013.
- On Disabled List, March 30-May 12, 2017 (right arm inflammation).
- On Suspended List on July 1, 2017 (80 games).
- On Disabled List, Oct. 1-Nov. 6, 2017 (bone spur in right elbow).

PAULINO GAME HIGHS

Longest Winning Streak: 2 -- June 17, 2017-current
 Longest Losing Streak: 1 -- Sept. 8, 2016
 Strikeouts: 8 (2x) -- last, June 28, 2017 vs. Oakland
 Walks: 2 (3x) -- last, June 22, 2017 at Oakland
 Innings (starter): 6.0 -- June 17, 2017 vs. Boston
 Innings (relief): 3.0 -- Sept. 30, 2016 at Los Angeles (AL)
 Low-Hit Game (CG): none



BRAD PEACOCK

Born: 2/2/88 in Palm Beach, FL **Resides:** West Palm Beach, FL
Opening Day Age: 30 **ML Service:** 3.165
Contract Status: Signed through 2018
Acquired: From Oakland along with IF Chris Carter and C Max Stassi in exchange for IF Jed Lowrie and RHP Fernando Rodriguez on Feb. 4, 2013.

41

RHP

WAR	HR/9	BB/9
R/R	6'1"	208

CAREER HIGHLIGHTS

- Versatile right-hander owns a 24-19 record with a 4.05 ERA (178ER/395.2IP) and 392 strikeouts in 94 career games in the Major Leagues (67 starts)...has pitched in the Majors with Houston (2013-17) and Washington (2011).
- Had a breakout 2017, receiving Astros Co-Pitcher of the Year honors by the Houston Chapter of the BBWAA...was dynamic as both a starter (10-2, 3.22 ERA) and a reliever (3-0, 1.77 ERA)...led the AL in winning percentage (13-2, .867)...among AL pitchers with at least 130.0 innings, ranked fourth with a 10.98 strikeouts per 9.0 innings ratio (161SO/132IP), trailing only LHP Chris Sale (12.93), RHP Corey Kluber (11.71) and RHP Chris Archer (11.15).
- Set a single-season Astros franchise record for winning percentage with his .867 (13-2) mark in 2017...the record was previously held by LHP Mike Hampton, who posted an .846 winning percentage after going 22-4 in 1999.
- In 2011, was named the Nationals Minor League Pitcher of the Year, Double A Eastern League Pitcher of the Year, a *Baseball America* Minor League and Double A All-Star, an Eastern League Midseason and Postseason All-Star, and a Topps Double A All-Star after going 15-3 with a 2.39 ERA (39ER/146.2IP) and 177 strikeouts between Double A Harrisburg (16g) and Triple A Syracuse (9g)...also represented the Nationals at the 2011 SiriusXM All-Star Futures Game at Chase Field.
- Was consistently rated as a top prospect...was ranked as the No. 36 overall prospect in the game by *Baseball America* in 2012...tabbed by *Baseball America* as Oakland's No. 4 prospect in 2013, and a top 20 Nationals prospect in 2008 (No. 19), 2010 (No. 16), 2011 (No. 10) and 2012 (No. 3)...rated by *Baseball America* as having the "Best Curveball" in Washington's system in both 2012 and 2011, and was tabbed by the publication as the "Best Pitching Prospect" with the "Best Control" in the Double A Eastern League in 2011.

NOTES

- Graduated from Palm Beach Central High (FL) in 2006, where he played shortstop... drafted by Washington in the 41st round of the 2006 draft as a "draft and follow", but did not sign immediately.
- Elected to attend Palm Beach Community College (currently known as Palm Beach State College), where he went 8-2 with 82 strikeouts in 75 innings with the Panthers... signed with Washington following that season...signed by Nats scout Tony Arango.
- Brad's father, Jerry, was a firefighter and a policeman for 31 years in Lake Worth, Fla....since his retirement in 2003, Jerry has traveled the country in both a utility trailer and motor home in order to watch all of Brad's games.
- Brad's mother, Jacyne, coached Brad's Little League team to a championship after becoming the first ever female Little League coach at Okeeheele Park (West Palm Beach, Fla.)...the former softball player taught Brad the game when he was growing up.
- Made his debut on a Major League 40-man roster with Washington as a September call-up in 2011...was arbitration eligible for the first time this offseason...is currently signed by Houston to a one-year contract through the 2018 season.

2017: Had a breakout 2017 season, receiving Astros Co-Pitcher of the Year honors by the Houston Chapter of the BBWAA (along with LHP Dallas Keuchel)...was dynamic as both a starter (10-2, 3.22 ERA) and a reliever (3-0, 1.77 ERA)...led the AL in winning percentage (13-2, .867)...among AL pitchers with at least 130.0 innings pitched, ranked fourth with a 10.98 strikeouts per 9.0 innings ratio (161SO/132IP), trailing only LHP Chris Sale (12.93), RHP Corey Kluber (11.71) and RHP Chris Archer (11.15)...set a single-season Astros franchise record for winning percentage with his .867 (13-2) mark...the record was previously held by LHP Mike Hampton, who posted an .846 winning percentage after going 22-4 in 1999...set career highs in wins (13), innings (132.0), strikeouts (161) and appearances (34), while posting career-best marks in opponent OPS (.615), strikeouts per 9.0 innings (10.98), strikeout to walk ratio (2.82) and homers per 9.0 innings ratio (0.68)...ranked third on the team in wins behind Dallas Keuchel (14) and Charlie Morton (14)...reached the double-digit win plateau for the first season in his career...topped his previous single-season career-high for victories by eight, as his previous high of five was set in 2013...held opposing hitters to a .206 (100x485) batting average...was particularly good against right-handed batters, as he led the league in opponent batting average vs. right-handed hitters with a .173 (47x272) mark...gave up just 10 homers in his 132.0 innings, giving him the fourth-best home runs per 9.0 innings ratio in the Majors behind LHP James Paxton (0.60), RHP Lance McCullers Jr. (0.61) and RHP Stephen Strasburg (0.67) (min. 100IP)...went undefeated on the road, finishing the season 8-0...led the Majors in road winning percentage...the eight-game streak tied the longest road winning streak in franchise history with RHP Darryl Kile (1997) and LHP Bob Knepper (1984-85)...became the first pitcher in franchise history to go undefeated on the road over a single season (min. 7 decisions)...had four games where he struck out at least eight batters in less than 5.0 innings pitched...prior to Peacock, there hadn't been a pitcher in the last 100 years to post even three games like this in a single season...the most was two, accomplished nine times, most recently by RHP David Paulino (2017), LHP Robbie Ray (2016), LHP Jorge De La Rosa (2016) and RHP Danny Salazar (2013, 2014)...made his third career appearance on an Opening Day roster...served a stint on the Paternity List from June 24-27 for the birth of his son...made his first 12 appearances out of the bullpen, going 2-0 with a 1.10 ERA (2ER/16.1IP) with 22 strikeouts and a .127 opponent batting average...was the winning pitcher on April 5 vs. SEA, in his season debut...entered the 13th inning with the bases loaded...walked the first batter he faced before inducing a flyout and recording two strikeouts...was his first Major League win since Sept. 2, 2014 vs. LAA...pitched 2.0 scoreless innings on April 29 vs. OAK...struck out a season-high four batters...began the season with a run of seven consecutive scoreless appearances...marked the longest scoreless streak of his career...in that span, opponents were just 1x30 off him...made his first start of the season on May 22 vs. DET...allowed just one hit in 4.1 scoreless innings...struck out eight and walked two...marked his most strikeouts since fanning eight on May 29, 2014 vs. BAL...was his first scoreless start since Sept. 8, 2014 at SEA (0R/5IP)...became the fifth pitcher in club history to strike out eight batters in a start of 4.1 innings or less, joining LHP Erik Bedard (2013), LHP Ron Villone (2003), RHP J.R. Richard (1973) and LHP Denny Lemaster (1970)...prior to Peacock, the last Major League pitcher to have a scoreless start like this was RHP Danny Salazar in 2013 (3.2IP, OR, 9K)...made his third start on June 4 at TEX and threw his first quality start of the season, giving up two runs on four hits with nine strikeouts in 6.0 innings...was his first win as a starter since Sept. 2, 2014 vs. LAA...started on three days rest and struck out 10 batters in just 4.2 innings pitched, allowing one run on two hits against the Rangers on June 13...carried a no-hitter into the 5th inning...was the third double-digit strikeout game of his career, and first of the season (last, May 12, 2014 vs. TEX, career-high 11 SO)...became the first pitcher in club history to record 10 strikeouts in an outing of less than 5.0 innings pitched...became the first Astros pitcher to record 10+ strikeouts on three days rest since RHP Shane Reynolds struck out 12 on May 21, 1996 vs. STL...had a career-long seven-game winning streak from June 19-Aug. 4...during the run, he went 7-0 with a 3.38 ERA (16ER/42.2IP) and 29 strikeouts in seven starts and one relief outing...earned his fourth consecutive win on July 9, after throwing 6.0 shutout innings against the Jays in a 19-1 victory to end the first half of the season...was his fifth consecutive road victory...moved back to the pen for one appearance on July 28 at DET...gave up two runs in 4.0 innings...was then inserted back into the rotation for 10 starts to finish the season...recorded his first career extra-base hit and RBI on Aug. 15 at ARI...plated both runs on a double, helping the club to a 9-4 victory over the D-backs...struck out eight batters on Aug. 25 at LAA...fanned at least eight in three consecutive games, tying the longest such streak of his career (previously May 22-June 4, 2017)...did not allow more than two earned runs in each of his last six starts from Aug. 26-Sept. 28...owned a 2.38 ERA (9ER/34IP) and .158 opponent batting average in that span...walked just 20 batters over his last 12 starts (70.1IP) for a 2.56 walks per 9.0 innings ratio...posted a 5.96 walks per 9.0 innings ratio (15BB/22.2IP) over his first four starts of 2017...made one start and six relief appearances during the postseason...threw 7.1 innings across four games in the World Series, posting a 2.45 ERA with a save...started Game 3 of the ALDS in Boston, giving up three runs in 2.2 innings with four strikeouts (did not factor into the decision)...was scoreless over the final 3.2 innings of Game 3 of the World Series, earning the first save of his career...marked the longest relief outing in a World Series Game since LHP Madison Bumgarner went 5.0 innings in Game 7 of the 2014 World Series...was the longest by an AL reliever since RHP Gene Nelson went 3.2 innings in Game 3 of the 1990 World Series...was tied for the second-longest hitless relief outing to finish a World Series game in MLB history, tying RHP Ted Wilks (3.2IP), who did so in Game 6 of the 1944 World Series...RHP Ron Taylor (4.0IP) holds the record after his Game 4 performance in 1964...pitched 2.0 scoreless innings in Game 7 of the World Series at LAD...became the first pitcher to make multiple multi-inning scoreless relief appearances in a single World Series since RHP Tim Lincecum (2012).

2016: Spent the majority of the season at Triple A before providing Houston with 31.2 quality innings across

10 outings (five starts) over the final two months of the regular season...entered Houston's starting rotation in September after RHP Lance McCullers Jr. suffered a right elbow strain...went 0-1 with a 3.65 ERA (10ER/24.2IP) and 21 strikeouts in his five starts...allowed two runs or less in four of those five starts...posted a 3.86 ERA (3ER/7IP) and seven strikeouts in his five relief outings...had three stints in the Major Leagues...began the year at Triple A before getting recalled to Houston on Aug. 3...was optioned on Aug. 5...recalled on Aug. 19...optioned on Aug. 29...recalled to Houston for a final time on Sept. 2...allowed three earned runs or less in each of his first four starts with Houston...that gave him a career-long, 11-game streak of allowing three runs or less that dated back to 2014...went 5-6 with a 4.92 ERA (55ER/117IP) and 119 strikeouts in 22 games (21 starts) at Triple A Fresno...ranked third in the PCL in strikeouts per 9.0 innings (9.15) behind RHP Jharel Cotton (10.28) and RHP Jeff Hoffman (9.40)...recorded a 7.0-inning complete game on July 9 vs. Reno.

2015: Made one Major League appearance and two minor league appearances as he battled an intercostal strain all season...began the season on the 15-day Disabled List as he was recovering from offseason hip surgery...made a rehab start with Triple A Fresno on the club's Opening Day on April 9...went 4.2 scoreless innings and allowed five walks with two strikeouts...did not allow a hit...made his one and only start with the Astros on April 14 vs. OAK...took the loss, as he gave up three runs in 5.0 innings...following the start, was placed back on the 15-day Disabled List with a left intercostal strain...made his final appearance of the season on June 11 with Double A Corpus Christi...pitched 2.0 scoreless innings at Midland with two strikeouts...on July 3, was transferred to the 60-day Disabled List, where he remained through the end of the season.

2014: Started the year in the bullpen before making 24 starts in the Astros rotation...set career highs in appearances (28), starts (24), innings (131.2) and strikeouts (119)...aside from a three-start stretch from July 13-Aug. 6 in which he allowed 16 runs in 9.0 innings, posted a 4-5 record with a 3.58 ERA (45ER/113IP) and 101 strikeouts in his other 21 starts...posted a 4.50 ERA (61ER/122IP) in his 24 starting assignments as opposed to a 7.45 ERA (8ER/9.2IP) in his four appearances out of the bullpen...made the Opening Day roster for the second straight year, this time out of the bullpen...was slotted into the rotation on April 20...missed a start on May 24 with forearm soreness...was scratched from a start on June 21 at TB with a stomach illness...optioned to Triple A on July 27...recalled from Triple A on Aug. 6...scratched from a start on Sept. 14 with lower back tightness...made his first relief appearance of the season on April 3 vs. NYY...allowed one run in his 3.1 innings, striking out four...tied the longest relief outing of his career (also June 8, 2013, at KC)...went 3.0 innings and struck out four batters again in his next relief outing on April 7 vs. LAA...joined RHP J.R. Richard (1973) as the only Astros pitchers to throw at least 3.0 innings with four strikeouts in each of their first two relief outings to start a season...tossed 2.2 innings with two strikeouts in his next appearance on April 11 at TEX...became one of just seven Houston relievers to start a season with three consecutive multi-inning, multi-strikeout games, and the first since RHP Larry Andersen (1990)...was moved into the starting rotation on April 20 at OAK...was one of four pitchers vying for the final two rotation spots during Spring Training...went on to post a 3.89 ERA (32ER/74IP) over his first 13 starts of the season...on May 12 vs. TEX, struck out a career-high 11 batters over 6.0 innings, besting his previous career high of 10 strikeouts set on Aug. 4, 2013, at MIN...allowed two earned runs or less in each of his last six starts of the season from Aug. 22-Sept. 26, which was the longest such streak of his career...went 1-1 with a 2.12 ERA (7ER/29.2IP) and 30 strikeouts over that six-start stretch...put up a 2.33 ERA (5ER/19.1IP) in September, the lowest ERA he had posted in any month of his career (min. four games)...made one start during his brief stint at Triple A...allowed three runs on seven hits and one walk in 5.2 innings, striking out five in a 7-3 win over Round Rock on July 29.

2013: Rookie starter made 18 appearances (14 starts) across three stints with the Astros...came on strong at the end of the year, posting a 4-3 record and a 3.67 ERA (25ER/61.1IP) in his final 12 MLB games (nine starts)...held right-handed hitters to a .184 (26x141) average, which ranked ninth in the AL (min. 125 AB)...picked up four of his five wins in road games and all five in night games...began the year as the Astros No. 4 starter and made five turns in the rotation (1-3, 8.44) before being moved to the bullpen for one outing (3ER/0.2IP)...optioned to Triple A OKC on May 1 and made four starts for the RedHawks (1-2, 4.98)...recalled on May 28, made three relief appearances, and was optioned again on June 8...posted a 5-0 record and a 1.88 ERA (12ER/57.1IP) over 10 apps. (nine starts) for OKC before his final recall on Aug. 4...was reinserted into the Astros rotation on Aug. 4 and after that date went 4-3 with a 3.64 ERA (22ER/54.1IP) and six quality starts in his nine appearances...allowed just a .216 (44x204) opponent batting average within that time frame, including a .157 (13x83) mark against right-handed hitters...fanned 54 hitters over those last 54.1 innings pitched...in his first start back with the Astros on Aug. 4 at MIN, tossed a career-high 7.0 innings while recording a career-high 10 strikeouts...tied a season-high for strikeouts by an Astros pitcher...marked the most strikeouts by an Astros rookie since RHP Roy Oswalt fanned 12 on Sept. 9, 2001, vs. MIL...went 6-2 with a 2.73 ERA (24ER/79IP) in 14 games (13 starts) for OKC...allowed a .226 (65x288) opponent batting average, including a .183 (26x142) mark against left-handed hitters...in his final stint with the RedHawks before being recalled to Houston, was one of the top pitchers in the entire PCL...over 10 outings from June 13-July 29, ranked tied for first in the league in wins (5), second in innings pitched (57.1), tied for third in strikeouts (49), fourth in ERA (1.88) and fifth in WHIP (1.05)...had 49 strikeouts and 12 walks over that span...pitched his way into the starting rotation in Spring Training after posting a 2.78 ERA (7ER/22.2IP) in eight appearances, including four starts...over his final five appearances, posted a 0.94 ERA (2ER/19IP)...did not allow a homer in his 22.2 innings pitched during the Spring...was one of five players to throw at least 20.0 innings during Spring Training without allowing a homer...entered the season

ranked by MLB.com as the Astros No. 10 prospect.

2012: Spent his first season in the A's organization at Triple A Sacramento, registering a 12-9 mark in 28 games and 25 starts...set career highs in games and matched his high in games started...his 12 wins were the most in the A's farm system and ranked tied for fourth in the PCL...also ranked fourth in the A's system in strikeouts (139) and eighth in innings pitched (134.2)...ranked third in the PCL in strikeouts per 9.0 innings (9.10) and seventh in strikeouts...led Sacramento in wins, losses, innings pitched, hits, runs, earned runs, home runs, walks and strikeouts and tied for the team lead in games started...yielded a .217 average with RISP and two outs...went 6-3 with a 4.14 ERA and a .213 opponent average in 10 games, including seven starts, after the break...was 11-8 with a 5.85 ERA in his 25 starts...went 1-1 with an 8.10 ERA in three relief appearances.

2011: Was named the Nationals Minor League Pitcher of the Year and Double A Eastern League Pitcher of the Year before earning a September call-up with the Nationals...went 2-0 with a 0.75 ERA in three games (two starts) in his first career Major League stint...held the opposition to a .167 batting average in 12.0 innings...his debut came in relief on Sept. 6 vs. LAD (1.1 IP)...did not allow a run in either of his two starts for a season-ending scoreless streak of 11.1 innings...his first start was on Sept. 14 at NYM, when he combined on a four-hit, 2-0 shutout for his first Major League win...tossed 5.0 innings, allowed two hits and fanned Josh Satin to lead off the third inning for his first strikeout...also won his second start on Sept. 22 at PHI, tossing 5.2 shutout innings in a 6-1 Nationals win...became the first pitcher to record a win without allowing a run in the first two starts of his career, with both coming on the road, since Boston's LHP Vaughn Eshelman in 1995...combined to go 15-3 with a 2.39 ERA and .188 opponent batting average in 25 games (23 starts) at Double A Harrisburg and Triple A Syracuse...struck out 177 batters in 146.2 innings (10.86 strikeouts per 9.0 innings ratio)...walked 47 for a strikeout to walk ratio of 3.77...surrendered just nine home runs (0.55 per 9.0 innings)...was tied for second in minor league baseball in wins and ranked seventh in strikeouts...had the fourth-lowest opponent batting average among full season minor leaguers and ranked 11th in ERA...was named to the *Baseball America* Minor League All-Star Team...had minor league career-highs in wins and strikeouts...his .188 opponent batting average broke down to a .163 mark against left-handed hitters and a .211 mark against right-handers...was a perfect 10-0 with a 2.45 ERA in 13 games (12 starts) on the road...his teams were 18-5 (.783) in his starting assignments...allowed two runs or fewer in 17 of his 23 starts and walked two batters or fewer 17 times...had five starts where he yielded just one hit...began the season at Harrisburg where he went 10-2 with a 2.01 ERA in 16 games (14 starts)...was tied for fifth in the Eastern League in wins and was named to the league's Midseason and Postseason All-Star Teams...was also named to the Topps and *Baseball America* Double A All-Star Team...lost his first outing of the season, a relief appearance April 11 against New Britain...then compiled a seven-game winning streak...posted a 1.97 ERA during the streak, which spanned eight starts from April 17-May 25...was named the Eastern League Pitcher of the Week twice during the streak...the first time was for the week of April 18-24 after tossing a season-high 7.1 shutout innings and striking out nine against Trenton on April 22...was honored the second time for the week of May 9-15 after striking out a season-high 14 at Richmond on May 13...fanned 10 batters in 6.0 innings in his next start, a 7-2 win at Binghamton May 21...allowed just one hit in the game, a solo home run...had his winning streak snapped on June 12 against Akron, despite striking out 10 batters in 6.1 innings...tossed his lone complete game of the season June 18 at Altoona, a 7.0-inning four-hitter in a 6-3 win...was selected to pitch in the Futures Game and tossed 1.0 scoreless inning in the contest July 10 at Chase Field...was transferred to Triple A Syracuse on July 14 and went 5-1 with a 3.19 ERA in nine starts with the Chiefs...lost his first start but then went 5-0 with a 2.06 ERA over his final eight starts...allowed one hit in back-to-back starts July 27 against Colorado Springs (7.0 IP) and Aug. 2 at Toledo (4.0 IP)...tossed 7.0 shutout innings and allowed just one hit on Aug. 18 against Gwinnett.

MINOR LEAGUES:

2010: Combined to go 6-11 with a 4.50 ERA in 26 games (25 starts) at Class A Advanced Potomac and Double A Harrisburg...led Washington's farm system with 148 strikeouts...118 of those came with Potomac, which ranked tied for second in the Carolina League...his 25 starts were a career-high...averaged 9.38 strikeouts per 9.0 innings...was rated as the Nationals 10th best prospect by *Baseball America* following the season...began the season at Potomac and went 4-9 with a 4.44 ERA in 19 games (18 starts)...struck out a season-high 10 batters in 5.0 innings April 20 against Fredrick...was 1-8 with a 4.74 ERA over his first 13 games and 12 starts...then went 3-1 with a 2.03 ERA over his next four starts, including July 5 against Wilmington when he tossed a 9.0-inning complete game shutout...allowed just five hits and walked one while striking out four to earn Carolina League Pitcher of the Week honors for the week of July 5-11...was transferred to Harrisburg on July 26, where he posted a 2-2 record and 4.66 ERA in seven starts...made one relief appearance during the Eastern League playoffs and tossed 2.0 scoreless innings without allowing a hit (1BB, 3K)...pitched for Scottsdale in the Arizona Fall League and was 0-0 with a 4.50 ERA in nine relief appearances...struck out 17 and walked just three in 12.0 innings...**2009:** Combined for an 8-11 record and a 4.14 ERA in 27 games (24 starts) with Washington's two Class A affiliates at Hagerstown and Potomac...logged a career-high 147.2 innings...began the season with Hagerstown and went 0-4 with a 4.50 ERA over his first eight starts...picked up his first win on May 30 at Hickory...went 3-0 with a 1.69 ERA over his final three starts before being promoted to Potomac July 29...went 3-3 with a 4.34 ERA in eight games (seven starts) with the Nationals...**2008:** Began the season at Class A Hagerstown and made eight starts before he was sent back to Extended Spring Training on May 19...joined

Vermont of the New York-Penn League (Class A Short Season) when its season began in mid-June and went 4-8 with a 3.12 ERA in 14 starts for the Lake Monsters...was 4-12 with a 4.97 ERA in 22 starts overall...went 3-1 with a 2.36 ERA over his first six starts with the Lake Monsters...capped that stretch with his first complete game, a 7.0-inning four-hitter in a 4-1 win at Oneonta on July 21 (OER)...fired his second complete game, a 7.0-inning seven-hitter in a 5-3 win at Oneonta on Sept. 1 (2ER)...**2007:** Made his professional debut with the Nationals affiliate in the Rookie Level Gulf Coast League and went 1-1 with a 3.89 ERA in 13 games (seven starts)...was 1-0 with a 4.70 ERA in his six relief appearances compared to 0-1 with a 3.38 ERA in his seven starts...made his professional debut in relief on June 20 at the Cardinals affiliate (1ER/2IP)...his first win came in relief on Aug. 8 against the Dodgers when he tossed 3.0 scoreless innings.

PERSONAL:

Brad and his wife Stephanie have one son, Colton Joseph, and reside in West Palm Beach, Fla.

BRADLEY J. PEACOCK

Year	Team	W	L	ERA	G	GS	CG	SHO	SV	IP	H	R	ER	HR	HB	BB	SO	WP	BK	AVG
2007	GCL Nationals (R)	1	1	3.89	13	7	0	0	0	39.1	38	23	17	1	2	15	34	5	0	.242
2008	Hagerstown (A)	0	5	9.09	8	8	0	0	0	33.2	38	38	34	8	8	21	23	4	0	.284
	Vermont (A)	4	7	3.12	14	2	0	0	0	75.0	67	38	26	3	3	27	54	4	1	.235
2009	Hagerstown (A)	5	8	4.05	19	17	0	0	0	100.0	104	49	45	10	8	32	77	5	0	.272
	Potomac (A)	3	3	4.34	8	7	0	0	0	47.2	46	26	23	4	3	10	27	1	0	.253
2010	Potomac (A)	4	9	4.44	19	18	1	1	0	103.1	109	59	51	11	4	25	118	10	2	.268
	Harrisburg (AA)	2	2	4.66	7	7	0	0	0	38.2	33	21	20	5	0	22	30	0	0	.234
2011	Harrisburg (AA)	10	2	2.01	16	14	1	0	0	98.2	62	25	22	4	2	23	129	4	0	.179
	Syracuse (AAA)	5	1	3.19	9	9	0	0	0	48.0	36	18	17	5	2	24	48	4	0	.205
	WASHINGTON	2	0	0.75	3	2	0	0	0	12.0	7	1	1	0	0	6	4	1	0	.167
2012	Sacramento (AAA)	12	9	6.01	28	25	0	0	0	134.2	147	99	90	16	5	66	139	14	0	.275
2013	HOUSTON	5	6	5.18	18	14	0	0	0	83.1	78	51	48	15	3	37	77	4	0	.241
	Oklahoma City (AAA)	6	2	2.73	14	13	0	0	0	79.0	65	29	24	9	1	22	76	3	0	.226
2014	HOUSTON	4	9	4.72	28	24	0	0	0	131.2	136	80	69	20	4	70	119	6	0	.267
	Oklahoma City (AAA)	1	0	4.76	1	1	0	0	0	5.2	7	3	3	1	0	1	5	0	0	.292
2015	Fresno (AAA)#	0	0	0.00	1	1	0	0	0	4.2	0	0	0	0	1	5	2	0	0	.000
	HOUSTON	0	1	5.40	1	1	0	0	0	5.0	5	3	3	0	1	2	3	0	0	.278
	Corpus Christi (AA)#	0	0	0.00	1	1	0	0	0	2.0	2	0	0	0	1	1	2	0	0	.250
2016	Fresno (AAA)	5	6	4.23	22	21	1	1	0	117.0	122	64	55	11	6	40	119	9	0	.270
	HOUSTON	0	1	3.69	10	5	0	0	0	31.2	21	15	13	6	0	14	28	2	0	.186
2017	HOUSTON	13	2	3.00	34	21	0	0	1	132.0	100	46	44	10	3	57	161	6	1	.206
MINOR LEAGUE TOTALS		58	55	4.14	180	163	5	2	1	927.1	876	492	427	88	46	334	883	63	3	.248
MAJOR LEAGUE TOTALS		24	19	4.05	94	67	0	0	0	395.2	347	196	178	51	11	186	392	19	1	.233
#Rehab Assignment																				

DIVISION SERIES RECORD

Year	Team/Opp.	W	L	ERA	G	GS	CG	SHO	SV	IP	H	R	ER	HR	HB	BB	SO	WP	BK	AVG
2017	HOU/BOS	0	0	10.13	1	1	0	0	0	2.2	6	3	3	0	0	1	4	0	0	.429

CHAMPIONSHIP SERIES RECORD

Year	Team/Opp.	W	L	ERA	G	GS	CG	SHO	SV	IP	H	R	ER	HR	HB	BB	SO	WP	BK	AVG
2017	HOU/NYY	0	0	7.71	2	0	0	0	0	2.1	3	2	2	2	1	0	4	0	0	.300

WORLD SERIES RECORD


Year	Team/Opp.	W	L	ERA	G	GS	CG	SHO	SV	IP	H	R	ER	HR	HB	BB	SO	WP	BK	AVG
2017	HOU/LAD	0	0	2.45	4	0	0	0	1	7.1	4	2	2	0	1	3	8	1	0	.154

PEACOCK CAREER TRANSACTIONS

- Selected by Washington in the 41st round of the June 2006 draft.
- Acquired by Oakland from Washington along with RHP A.J. Cole, LHP Tommy Milone and C Derek Norris in exchange for LHP Gio Gonzalez and RHP Rob Gilliam on Dec. 23, 2011.
- Acquired by Houston from Oakland along with IF Chris Carter and C Max Stassi in exchange for IF Jed Lowrie and RHP Fernando Rodriguez on Feb. 4, 2013.
- On Disabled List, April 1-14, 2015 (recovering from right hip surgery).
- On Disabled List, April 15-Nov. 5, 2015 (left intercostal strain).

PEACOCK GAME HIGHS

Longest Winning Streak:	7 -- June 19-Aug. 4, 2017
Longest Losing Streak:	5 -- Sept. 24, 2013- May 12, 2014
Strikeouts:	11 -- May 12, 2014 vs. Texas
Walks:	6 (2x) -- last, June 29, 2017 vs. Oakland
Innings (starter):	7.0 (3x) -- last, July 18, 2017 vs. Seattle
Innings (relief):	4.0 -- July 28, 2017 at Detroit
Low-Hit Game (CG):	none



CIONEL PEREZ

Born: 4/21/96 in Havana, Cuba **Resides:** Nassau, Bahamas
Opening Day Age: 21 **ML Service:** 0.000
Contract Status: Signed through 2018
Acquired: Signed as a non-drafted free agent on Dec. 9, 2016.

83

LHP

HT WT BATT
L/L 5'11 170

CAREER HIGHLIGHTS

- Left-hander made his professional debut in 2017, going 6-4 with a 4.13 ERA (43ER/93.2IP) across three levels in the Astros system (Class A Quad Cities, Class A Advanced Buies Creek, Double A Corpus Christi).
- Before joining the Astros organization, played two seasons with Matanzas in the Serie Nacional in Cuba...combined to go 10-5 with a 2.20 ERA (34ER/139IP) in 30 appearances, 28 of which were starts.
- Finished the 2017 season ranked as the Astros No. 7 prospect per MLB.com.



NOTES

- Was signed by the Astros as a non-drafted free agent out of Cuba on Dec. 9, 2016... signed by Charlie Gonzalez and Oz Ocampo.
- Was added to the Astros 40-man roster on Nov. 20, 2017...is signed to a one-year contract that runs through 2018.

MINOR LEAGUES


2017: Young southpaw went 6-4 with a 4.13 ERA (43ER/93.2IP) across three levels in his professional debut... began the season with Class A Quad Cities, where he posted a 4.39 ERA (27ER/55.1IP) while fanning 57 batters... the highlight of his campaign came on May 22, as he fired 7.0 no-hit innings while striking out a career-high 10 batters...was promoted to Class A Advanced Buies Creek on July 11 and went 2-1 with a 2.84 ERA (8ER/25.1) in five outings with the club...finished his inaugural year in the organization with a promotion to Double A Corpus Christi on Aug. 15...made four appearances (3 starts) with the Hooks, and put up a 5.54 ERA (8ER/13IP) with 10 punchouts...**2013-15:** Before joining the Astros organization, played two seasons with Matanzas in the Serie Nacional in Cuba...combined to go 10-5 with a 2.20 ERA (34ER/139IP) in 30 appearances, 28 of which were starts...last pitched for Matanzas in 2014, leading the Serie Nacional with a 2.06 ERA (20ER/87.1IP) in 17 starts... played that season at the age of 18 and went 7-2 with 75 strikeouts in his 87.1 innings pitched, while allowing just two home runs.

CIONEL FELIX PEREZ

Year	Team	W	L	ERA	G	GS	CG	SHO	SV	IP	H	R	ER	HR	HB	BB	SO	WP	BK	AVG
2017	Quad Cities (A)	4	3	4.39	12	9	0	0	2	55.1	52	30	27	2	2	17	55	7	1	.254
	Buies Creek (A)	2	1	2.84	5	4	0	0	0	25.1	27	10	8	1	0	5	18	3	0	.276
	Corpus Christi (AA)	0	0	5.54	4	3	0	0	0	13.0	15	8	8	1	2	5	10	1	0	.294
MINOR LEAGUE TOTALS		6	4	4.13	21	16	0	0	2	93.2	94	48	43	4	4	27	83	11	1	.266

PEREZ CAREER TRANSACTIONS

- Signed as a non-drafted free agent on Dec. 9, 2016.



NON-ROSTER INVITEE

MATT RAMSEY

Born: 9/24/89 in Oak Ridge, TN

Resides: Knoxville, TN

Opening Day Age: 28

ML Service: 0.000

Contract Status: Signed through 2018

Acquired: Signed as a minor league free agent on Dec. 12, 2017.

71

RHP

YEAR	AGE	STATUS
R/R	5'11"	205

TABLE OF CONTENTS

RAMSEY

PLAYER DEVELOPMENT

2017 REVIEW

OPPONENTS

HISTORY AND RECORDS

SPRING TRAINING

MEDIA INFORMATION

MINUTE MAID PARK

CAREER HIGHLIGHTS

- Right-handed reliever has posted a 10-10 record with 48 saves and a 2.86 ERA (63ER/198.0IP) in 156 career appearances in the minor leagues in the Rays (2012-14), Marlins (2016) and Brewers (2017) organizations...has struck out 239 batters in his 198.0 innings for a 10.86 strikeouts per 9.0 innings ratio.
- Received Southern League Midseason All-Star honors in 2017 after striking out 58 batters in 44.1 innings and posting a 3.65 ERA (18ER/44.1IP) for Double A Biloxi.
- Was ranked as the Marlins No. 13 prospect after the 2014 season by *Baseball America*.

MINOR LEAGUES

2017: Split the season between Double A Biloxi and Triple A Colorado Springs in the Milwaukee Brewers organization...was named a Southern League Midseason All-Star...combined to post a 5.26 ERA (29ER/49.2IP) in 53 appearances with 63 strikeouts...opened the season with Biloxi, going 3-2 with 20 saves and a 3.34 ERA (12ER/32.1IP) before getting a promotion to Triple A for the first time in his career on July 13...was leading the Southern League in saves prior to his promotion...finished tied for third on Biloxi's all-time saves list...made five relief appearances for the Sky Sox, giving up 11 earned runs in 5.1 innings of work...finished the season with Biloxi, striking out 19 batters in 12.0 innings...**2016:** Began the season on a rehab assignment with the Rookie Level GCL Marlins as he was recovering from a right elbow strain...appeared in five games with Class A Advanced Jupiter of the Florida State League...ended the season with the Double A Jacksonville Suns...allowed two earned runs in six appearances...struck out 12 of the 32 batters he faced...was selected by the Brewers in the minor league portion of the Rule 5 draft on Dec. 8...**2015:** Missed the entire season due to a back strain...**2014:** Began the season in the Tampa Bay organization...appeared in 24 games with the Double A Montgomery Biscuits and owned a 1.07 ERA (4ER/33.2IP) with 23 walks and 46 strikeouts...did not allowed a run in 10 appearances at home...traded to the Miami Marlins in exchange for international pool money on July 7...assigned to Double A Jacksonville where did not allow an earned run in 10 games on the road and converted all seven of his save opportunities...played with Aguilas in the Dominican Winter League, posting a 3.86 ERA (5ER/11.2IP) with six saves in 12 appearances...was teammates with Manny Ramirez, Rafael Furcal, and former Astros Miguel Tejada and Jonathan Villar...**2013:** Appeared in 20 games with the Class A Bowling Green Hot Rods and struck out 36, while walking 10...went 3-for-3 in road save opportunities and posted a 0.73 ERA (1ER/12.1IP) with six walks and 14 strikeouts in eight games...appeared in 12 games with Class A Advanced Charlotte...following the season, played for the Salt River Rafter in the Arizona Fall League...owned a 2.08 ERA (2ER/8.2IP) in nine relief appearances...**2012:** Began his career with the GCL Rays, posting a 1.98 ERA (3ER/13.2IP) with two walks and nine strikeouts in 11 games.

NOTES

- Graduated from Farragut High School in Knoxville, Tenn...earned All-State honors as a senior in 2008...helped guide the Admirals to a 2008 State Championship.
- Was selected by the Cleveland Indians in the 46th round of the 2008 draft, but elected to attend the University of Tennessee.
- Played three seasons for the Volunteers as a two-way player...made 82 appearances (52 starts) primarily as a catcher and outfielder, and pitched in 56 games (2 starts)...owned a career batting average of .262...posted a career ERA of 4.43 (40ER/81.1IP) with 102 strikeouts and just 30 walks.
- While at UT, played with former Astros infielder Matt Duffy, and Red Sox outfielder Mookie Betts.
- Drafted by the Tampa Bay Rays in the 19th round of the 2011 draft...was signed by Rays scout Milt Hill.
- Added to a Major League 40-man roster with Miami on Nov. 20, 2014.
- Was signed by Houston as a minor league free agent on Dec. 12, 2017 with an invite to Major League Spring Training.

MATTHEW GARRETT RAMSEY

Year	Team	W	L	FRA	G	GS	CG	SHO	SV	IP	H	R	ER	HR	HB	BB	SO	WP	BK	AVG
2012	GCL Rays (R)	2	1	1.98	11	5	0	0	0	13.2	12	4	3	0	0	2	9	0	0	.218
2013	Bowling Green (A)	0	1	2.42	20	0	0	0	6	26.0	24	8	7	1	2	10	36	0	0	.245
	Charlotte (A)	1	1	3.28	12	0	0	0	0	24.2	27	10	9	0	0	15	22	0	5	.290
2014	Montgomery (AA)	3	0	1.07	24	0	0	0	6	33.2	16	4	4	0	0	23	46	0	3	.148
	Jacksonville (AA)	0	2	1.95	20	0	0	0	8	27.2	19	12	6	2	0	7	34	0	3	.190
2015										Did not play; due to injury										
2016	GCL Marlins (R)	0	0	3.00	5	4	0	0	0	6.0	3	2	2	0	0	1	9	0	1	.150
	Jupiter (A)	1	1	1.17	5	0	0	0	1	7.2	4	1	1	0	0	3	8	0	1	.154
	Jacksonville (AA)	0	0	2.00	6	0	0	0	0	9.0	8	2	2	0	0	5	12	0	0	.250
2017	Biloxi (AA)	3	3	3.65	48	0	0	0	27	44.1	42	21	18	4	1	18	58	0	5	.246
	Colorado Springs (AAA)	0	1	18.56	5	0	0	0	0	5.1	12	11	11	1	0	4	5	0	0	.462
MINOR LEAGUE TOTALS		10	10	2.86	156	9	0	0	48	198.0	167	75	63	8	3	88	239	0	18	.229

RAMSEY CAREER TRANSACTIONS

- Selected by Tampa Bay in the 19th round of the 2011 June draft.
- Acquired by Miami from Tampa Bay in exchange for international pool money on July 7, 2014.
- Selected by Milwaukee from Miami in the minor league phase of the Rule 5 draft on Dec. 8, 2015.
- Signed by the Astros as a minor league free agent on Dec. 12, 2017.



JOSH REDDICK

Born: 2/19/87 in Savannah, GA **Resides:** Guyton, GA
Opening Day Age: 31 **ML Service:** 7.050
Contract Status: Signed through 2020
Acquired: Signed as a free agent on Nov. 23, 2016.

22

OF

TELETYPE RECORD RECORD
 L/R 6'2 195

CAREER HIGHLIGHTS

- The left-handed hitting outfielder and 2012 Rawlings Gold Glove Award winner enters his second season with Houston after signing with the club as a free agent in Nov. 2016.
- Is a career .264 hitter (829x3135) with 165 doubles, 27 triples, 109 homers and 428 RBI in 920 combined games in the Majors with the Red Sox (2009-11), A's (2012-16), Dodgers (2016) and Astros (2017).
- Is one of three Major League outfielders (also Mike Trout and Giancarlo Stanton) who have posted at least 2.4 wins above replacement in each of the last six seasons since 2012 (Baseball Reference).
- Has been named the AL Player of the Week on three occasions (twice as a Co-Player of the Week)... received the award for the weeks of April 27-May 3, 2015, Sept. 22-28, 2014 and Aug. 28-Sept. 3, 2012.
- Ranks fifth in defensive runs saved (45) and tied for fifth in assists (46) among American League outfielders since 2012.
- Has hit .302 (405x1341) with 50 homers, 203 RBI and an .853 OPS (.357 OBP/.495 SLG) against right-handed pitchers since the 2014 season...ranks fifth among AL hitters in batting average against right-handed pitchers in that span.

NOTES

- **Graduated South Effingham High School in Guyton, Ga. in 2005.**
- **Played one season at Middle Georgia College and was named the 2006 Region XVII Junior College Player of the Year after hitting .462 with seven homers and 35 RBI.**
- **Selected by the Red Sox in the 17th round of the 2006 draft...signed by Rob English.**
- **Is an avid fan of professional wrestling and the WWE...his favorite pro wrestler is Triple H...utilized Ric Flair's entrance song as his walk-up in 2017, a season which forever tied linked him with Flair because of the iconic "Woo!" heard throughout Minute Maid Park.**
- **Has been a member of the Taylor Hooton Foundation advisory board since 2015... the Taylor Hooton Foundation advocates against appearance and performance enhancing drug use by the Youth of America.**
- **Originally selected to a Major League roster on July 31, 2009 with Boston...signed a four-year contract with Houston on Nov. 23, 2016.**

- His 11.2% strikeout rate since 2015 is lower than all but 11 qualifying Major League hitters...the only player on the Astros roster with a lower strikeout rate in that span is Jose Altuve (9.9%)...posted the 10th-lowest strikeout rate in the AL (13.3%) in 2017, as he struck out in 72 of 540 plate appearances
- Had a career year with the Astros in 2017...ranked fourth in the AL in batting average with a career-high .314 mark...posted career highs in hits (150), doubles (34), OBP (.363), SLG (.484) and OPS (.847)...among AL outfielders, ranked second in batting, fourth in doubles, fourth in on-base percentage and sixth in OPS.
- Tied a Major League record for home runs over a two-game span when he hit five from Aug. 9-10, 2013 at TOR...included the 14th three-homer game in Oakland history on Aug. 9.
- Received a Rawlings Gold Glove Award and hit 32 home runs for the AL West Division Champion Oakland Athletics in 2012.
- Ranked third among AL rookies in batting average (.280) in 2011 with the Red Sox.
- Has played in a combined 39 postseason games in his career, which leads all active Houston Astros...has been on a playoff team in five of the last six seasons, playing in the 2012 ALDS and 2013 ALDS with Oakland, the 2014 AL Wild Card Game with Oakland, the 2016 NLDS and NLCS with the Dodgers, and the 2017 World Series, ALCS and ALDS with Houston.
- Was tabbed by *Baseball America* as the No. 75 overall prospect in the game in 2010...was a top 10 Red Sox prospect in 2008 (No. 10), 2009 (No. 5), 2010 (No. 3) and 2011 (No. 4).

2017: Had a career year after signing with the Astros in the offseason...ranked fourth in the AL in batting average with a career-high .314 mark...posted career highs in hits (150), doubles (34), OBP (.363), SLG (.484) and OPS (.847)...among AL outfielders, ranked second in batting, fourth in doubles, fourth in on-base percentage and sixth in OPS...posted the 10th-lowest strikeout rate in the AL (13.3%), as he struck out in 72 of 540 plate appearances...tied for the MLB lead in sac flies (12) with Evan Longoria...was one shy of the club record reached by Carlos Lee (2007), Jeff Bagwell (1992) and Ray Knight (1982)...batted .346 (45x130) with 70 RBI with runners in scoring position, both career-high marks for a single season...ranked sixth in the AL in batting average with runners in scoring position...also ranked fourth in the AL in batting average with runners in scoring position and two outs (.381, 24x63)...led the American League in batting average at home with a .344 (78x227) mark...hit .352 (77x219) at Minute Maid Park (three Astros home games were played at Tropicana Field), which was the third-highest batting average at the venue by an Astros player in a single season, trailing Jose Altuve's .366 mark set in 2014, and Jeff Bagwell's .353 mark set in the inaugural season of the ballpark in 2000...reached via catcher's interference seven times, which led MLB...set a club record for most times reaching via catcher's interference in a single year...has already tied the franchise record for a career, as Alan Ashby reached via catcher's interference seven times during his Astros career that spanned from 1979-89...hit .405 (32x79) in Interleague play, which ranked third in the Majors behind Altuve (.421) and Brandon Drury (.414) of the D-backs...was fifth in the AL in batting average with two strikes, posting a .257 (57x222) mark...batted .315 (29x92) with a .360 on-base percentage vs. left-handed pitchers, which were both single season career-high marks...entering 2017, owned a career .218 (159x729) batting average and .641 OPS vs. left-handed pitchers...played all three outfield positions, making 102 appearances in right field (95 starts), 48 appearances in left field (20 starts) and 11 appearances in center field (6 starts)...also appeared at first base in one game, making his first career appearance at the position...marked his most starts in left field in a single season in his career...his 11 games in center field were his most since 2012 (10)...made his fifth career Opening Day roster and started in right field on Opening Day...served a stint on the 7-day concussion DL from June 14-20...suffered the injury on June 12 vs. TEX after leaping into the wall on an attempted catch...exited the game in the 3rd inning, which ended a career-high tying 19-game on-base streak...left the game on Sept. 22 vs. LAA with lower back discomfort...played on Sept. 24 vs. LAA but then missed the final seven games of the regular season...played first base on April 15 at OAK...had to move to the position after Correa left the game with an injury...recorded two putouts as the first baseman...fell a single shy of the cycle in a 3x4 performance on April 19 vs. LAA...tied a career high for most extra-base hits in a game, last accomplished on Aug. 19, 2013 (three-homer game)...started in center field on April 25 at CLE...marked his first start in center field since July 29, 2014 at HOU...on April 28 vs. OAK, reached via catcher's interference two times...became the seventh player in MLB history to reach via catcher's interference twice in the same game, and the first since Jacoby Ellsbury in 2015...hit the 100th homer of his career on May 9 vs. ATL...on May 29 at MIN, scored two runs in the Astros 11-run 8th inning...led off the inning with a walk...then hit a two-run double later in the inning with two outs...in June, was second in the AL in batting (.389, 28x72) and 10th in OBP (.410)...reached base safely in 19 straight games from May 19-June 11, tying the longest streak of his career set in 2013...fell a single shy of the cycle on June 22 at OAK, scoring four runs against his former club (tied career high)...became the seventh player in MLB history to fall a single shy of the cycle in two separate games in a single year, joining Chris Owings (2014), Gregg Jefferies (1998), Eddie Matthews (1960), Stan Musial (1951), Joe DiMaggio (1937) and Travis Jackson (1929)...went 3x4 with three RBI and two steals on June 28 vs. OAK...was his third career multi-steal game...became the fourth outfielder in club history to have a game with at least three hits, three RBI and two steals, and the first since Carlos Beltrán did so on Aug. 27, 2004 at CHC...hit his fifth-career grand slam on July 4 at ATL...became the first Georgia-born player to hit a grand slam in Atlanta as a visitor since Kal Daniels on July 5, 1992...hit in 14 straight starts from June 20-July 15...marked a career-long streak...drove in five runs on July 28 at DET, hitting

two sac-flies and a go-ahead, 8th-inning three-run homer off RHP Bruce Rondon...was his fifth-career game with at least five RBI (first since Sept. 24, 2016 vs. COL)...per Elias, it was his second-career go-ahead homer in the 8th inning or later (also July 22, 2013 vs. HOU)...had two doubles, a homer, two walks and four RBI on Sept. 8 at OAK...became the third player in club history to have a game with three XBH and two walks in a game, joining Craig Biggio (July 26, 1999) and Rusty Staub (Aug. 17, 1965)...started all 18 postseason games for the Astros in right field, batting .169 (11x65) with one double and two RBI...batted .375 (6x16) in the ALDS vs. BOS...had multiple hits in three of the four games of the series...batted .375 (6x16) in the ALDS vs. BOS...had multiple hits in three of the four games of the series...hit a go-ahead, RBI single in the 8th inning of Game 4 of the ALDS vs. BOS...per Elias, became the second player in MLB history to drive in a postseason series-winning run in the 7th inning or later against his former team...the other was Ray Knight for the Mets in the 1986 NLCS vs. HOU...posted a four-game postseason hitting streak following an Oxx2 streak, which matched the MLB record for the most consecutive hitless at-bats in one postseason, set by Dal Maxvill in the 1968 World Series...recorded his second outfield assist of the postseason in Game 2 of the ALCS (also Game 1 of the ALDS vs. BOS), starting the relay that nabbed Brett Gardner at third base...joined Jason Lane (2005) as the only right fielders in club history to have multiple outfield assists in a single postseason.

2016: Set single-season career highs in batting average (.281) and on-base percentage (.345) in 115 games...played 68 games for Oakland before getting traded to the eventual NL West Division Champion Los Angeles Dodgers on Aug. 1...played in 47 games with the Dodgers...batted .296 (72x243) with 11 doubles, eight homers, 28 RBI and an .816 OPS as an Athletic...struggled during his first month with the Dodgers (.161 August batting average, 14x87), but then tied for the Major League lead in batting average during September (.400, 26x65) with Daniel Murphy...crushed right-handed pitching to the tune of a .322 batting average (97x301), which ranked eighth among Major League hitters (min. 300PA)...also posted a .386 on-base percentage, .485 slugging percentage and .871 OPS against righties...recorded a career-low 12.8% strikeout rate, as he struck out just 56 times in 439 plate appearances...his strikeout rate was lower than all but 23 Major League hitters with at least 400 plate appearances...ranked sixth among Major League right fielders in defensive runs saved (6)...made his fourth career Opening Day roster and start on April 4 vs. CWS...placed on the 15-day Disabled List on May 20 with a fractured left thumb...recorded multiple hits in four consecutive games from April 22-26...tied as the longest streak of his career...went 7x9 during Oakland's doubleheader on May 7 at BAL...went 3x5 in Game 1 and 4x4 in Game 2...tied an A's franchise record by recording a hit in eight consecutive at-bats from May 7-9...went 4x4 on July 2 vs. PIT, giving him his second four-hit game of the season and sixth of his career...tied a career high with four runs scored on July 15 at SEA...recorded a walkoff RBI single on July 19 vs. HOU off LHP Tony Sipp...snapped an 0x16 streak against left-handed pitchers...was his sixth career game-ending RBI...activated from the DL on June 28...was traded to the Dodgers along with LHP Rich Hill in exchange for RHP Jharel Cotton, RHP Grant Holmes and RHP Frankie Montas on Aug. 1...posted a season-long seven-game hitting streak from Aug. 29-Sept. 9...hit .542 (13x24) with two doubles and a homer during the streak...hit the fourth grand slam of his career on Sept. 24 vs. COL off Christian Bergman...went 3x4 with a season-high five RBI in the game...played in 10 of the Dodgers' 11 postseason games, batting .308 (8x26) with two RBI and three stolen bases...made eight postseason starts (all in right field), starting all five games of the NLDS and four of the six games of the NLCS...hit .364 (4x11) in the NLCS...stole two bases in Game 3 of the NLCS, becoming the fifth player in Dodgers history to record multiple steals in a postseason game...also Steve Sax (1988 NLCS Game 4), Pedro Guerrero (1985 NLCS Game 1), Davey Lopes (1981 WS Game 4, 1981 NLCS Game 1, 1974 WS Game 3) and Willie Davis (1965 WS Game 5)...played six games with Triple A Nashville as part of a rehab assignment in June and went 3x25 (.120).

2015: Batted .272 with 20 homers, 25 doubles, 77 RBI and a .781 OPS (.333 OBP/.449 SLG) in 149 games with the Athletics...marked his most games played, homers, hits, doubles and RBI since his breakout 2012 season...posted a career-high .333 on-base percentage...struck out just 65 times in 582 plate appearances, giving him the seventh-lowest strikeout rate in the AL with a career-best-11.2% mark...went 10-for-12 in steal attempts (83.8%)...led the A's in homers, RBI, slugging percentage, total bases (236) and extra-base hits (49)...hit .289 (113x391) with 16 homers, 61 RBI and an .826 OPS (.347 OBP/.478 SLG) against right-handed pitchers...ranked second in the AL in batting average with the bases loaded (.667, 8x12) and fourth in RBI (19)...matched an Oakland club record for batting average with the bases loaded (min. 10 PA) set by Josh Donaldson in 2013...also ranked sixth in the AL in RBI with two outs (41)...started 134 games in right field, the most by an Athletic since Matt Stairs made 139 starts in 1999...appeared in one game in center field...began the season on the Disabled List with a strained right oblique (retroactively placed on March 27)...was activated from the DL on April 12 after a two-game rehab stint with Class A Advanced Stockton...recorded a hit in each of his first nine home games of the season from April 12-May 12 (.531, 17x32)...tied the longest season-opening home hitting streak in club history...was the fourth time this was accomplished, most recently by Jason Giambi in 1998...posted a career-long 12-game hitting streak from April 22-May 4...went 20x41 (.488) with six multi-hit games, three homers and 15 RBI during the streak and was named AL Co-Player of the Week with Jose Altuve for the week of April 27-May 3...hit .368 (21x57) in April, which marked his career-best batting average in any single month in his career, and the sixth-best April batting average in club history (min. 50PA)...tied a career-high with four hits on May 12 vs. BOS...recorded his fifth-career walkoff RBI on June 10 vs. TEX when he hit an RBI fielders choice...went 40 consecutive plate appearances without a strikeout from June 10-19...was a career-

long streak...collected his 100th career double on June 20 vs. LAA...recorded his 500th career hit on June 28 vs. KC (single)...hit his third career grand slam on July 19 vs. MIN...doubled in a career-long, four consecutive games from July 26-30...set a career high with two stolen bases on July 29 at LAD, and then again on Sept. 24 vs. TEX...after hitting .120 with just one extra-base hit off southpaws over his first 53 games of the season (through June 9), hit .282 with nine extra-base hits off lefties over his final 96 games of the year...had a two-game rehab stint to start the year with Class A Advanced Stockton in which he went 1x7 (.143).

2014: Batted .264 with 12 home runs and 54 RBI in 109 games in a season shortened due to two stints on the Disabled List that involved his right knee...recorded a career-high seven triples, which ranked tied for eighth in the American League...hit .280 with all 12 of his home runs and 46 of his 54 RBI against right-handed pitching...led the team with 99 starts in right field and also started one game in center field...made his third consecutive Opening Day start in right field, becoming the first Athletic to make three straight Opening Day starts in right field since Ruben Sierra (1993-95)...placed on the Disabled List on June 3 with a hyper-extended right knee...activated from the DL on June 24...placed on the DL on June 29 with a strained right knee and was activated on July 22...went 2x4 with two home runs and a career-high six RBI on May 16 at CLE...was his fifth career multi-homer game...one of the homers was his second career grand slam...tied a single-game career high with two doubles on July 24 at HOU...posted a season-long six-game hitting streak from Aug. 1-6 (.455, 10x22)...posted his sixth career multi-homer game on Aug. 3 at KC...played his 500th career game on Aug. 29 at LAA...was named the AL Co-Player of the Week for the final week of the season after hitting .480 (12x25) with seven RBI and five multi-hit games...was named Co-Player along with teammate RHP Sonny Gray...led the team with 14 RBI while hitting .324 in 20 September games...hit .299 over his final 55 games of the season after getting activated from the DL on July 22...had two separate rehab stints, one with Triple A Sacramento (June 18-22) and one with Class A Advanced Stockton (July 24-20)...hit .438 (7x16) with three doubles with Sacramento and .429 (9x21) with two doubles, three homers and eight RBI with Stockton...went 2x4 with two walks in the AL Wild Card Game vs. KC on Sept. 30.

2013: Hit .226 with 12 home runs and 56 RBI in 114 games in a season interrupted by two stints on the Disabled List with a sprained right wrist...was successful in 9-of-11 (81.8%) stolen base attempts...10 of his 12 home runs were hit on the road...made 108 starts, all in right field...ranked tied for third among AL outfielders in double plays (3) and tied for ninth in assists (9)...was the A's Opening Day starter in right field and started each of the A's first seven games before injuring his right wrist on April 7 at HOU...missed three games...was placed on the 15-day Disabled List on May 8 (retroactive to May 7) with a sprained right wrist...marked his first career stint on the DL...had a four-game rehab assignment with Class A Stockton (May 27) and Triple A Sacramento (May 28-30)...was reinstated from the DL on May 31...placed on the DL again on Aug. 26 with a sprained right wrist...activated on Sept. 10...hit .287 with two home runs and 11 RBI in his first 25 games following his first return from the DL...had the first three-walk game of his career on May 1 at LAA...also had three walks on Aug. 2 vs. TEX...walked with the bases loaded in the 10th inning on June 1 vs. CWS to force in the winning run...it was the 25th walkoff walk in Oakland history...snapped a career-high 30-game homerless streak with a solo shot in the 7th inning off Jose Quintana on June 6 at CWS...matched his career high with four hits on June 16 vs. SEA...reached base safely in a career-high 19 consecutive games from July 18-July 13...homered five times in two games from Aug. 9-10 at TOR to tie the Major League record for home runs over a two-game span...became the first Athletic to do so since Mark McGwire from June 10-11, 1995...hit three home runs on Aug. 9, tying the Athletics record for home runs in a game...it was the 14th three-homer game in Oakland history and the 26th in Athletics history...it was the first since Erubiel Durazo on Aug. 18, 2004 at BAL...then hit two home runs the next day...the multi-homer games were the third and fourth of his career...had five RBI on Aug. 9 at TOR and drove in eight runs in the two games from Aug. 9-10...hit .304 with two home runs and 10 RBI over his final 17 games after getting reinstated from the DL on Sept. 10...had two outfield assists on Sept. 22 vs. MIN and threw out four base runners over his final seven games...started all five games in right field in the ALDS against Detroit and went 4-for-17 (.235) with a home run...had surgery on his right wrist following the season...the surgery, a TFCC debridement, was performed by Dr. Mark Belsky at Newton Wellesley Hospital in Newton, Mass. on Oct. 30.

2012: Was a Rawlings Gold Glove Award winner and finished 16th in the AL MVP voting after clubbing a career-high 32 home runs for the AL West Division Champion Oakland Athletics...was acquired from Boston prior to the season...set career highs in nearly every offensive category, including games (156), runs (85), hits (148), doubles (29), triples (5), RBI (85), steals (11) and walks (55)...led the A's in at-bats (611), runs, hits, doubles, homers, RBI and walks...became the first Athletic with a 30-homer season since Jack Cust hit 33 in 2008...finished tied for 10th in the AL in homers...became the eighth A's player to win a Gold Glove award, and fourth outfielder (first since Dwayne Murphy in 1985)...ranked third among AL outfielders with 15 assists...that tied for third most in Oakland history and marked the most since 1983 when Mike Davis recorded 16...hit 31 of his 32 home runs as an outfielder, becoming one of two A's outfielders in a 20-year span to hit 30 home runs (also Matt Stairs with 38 in 1999...27 of his homers came as a right fielder, which led the AL...led the team with 131 starts in right field...also made 11 starts at DH and 10 in center field...made his first career Opening Day roster and start (right field)...scored a career-high four runs and tied a career high in hits (4) on May 11 vs. DET...was also his first career multi-homer game...became the eighth player in Oakland history to have a game with four runs, four hits, two homers and five RBI...hit 10 homers in May, which ranked tied for third in the AL...became the first A's player with a 10-homer month since Frank Thomas in September of 2006...ranked tied for eighth in

the AL in homers prior to the All-Star Break (20)...marked the most homers by an A's player prior to the All-Star Break since Eric Chavez hit 20 in 2002...hit his first career grand slam on Aug. 31 vs. BOS off Mark Melancon...ranked fifth in the AL in August RBI with 23, his most ever in a single month...was named the AL Player of the Week for the week ending Sept. 2...went 12x31 (.387) with six runs, two doubles, three homers and 10 RBI in seven games...recorded his second career multi-homer game on Sept. 26 at TEX...started all five games of the ALDS in right field...went 2x17 in the series against Detroit.

2011: Appeared in 87 games over two stints with the Red Sox...batted .280 with seven home runs and 28 RBI...ranked third among American League rookies in batting, fourth in slugging (.457), fifth in on-base percentage (.327), tied for sixth in doubles (18), ninth in extra-base hits (28), tied for ninth in triples (3) and 10th in runs scored (41)...had a .393 batting average in 23 games before the All-Star Break...started 64 games, including 48 in right field, 14 in left field and two in center field...had five outfield assists, which ranked second among AL rookies...was recalled from Triple A Pawtucket on May 26 and went 5 for 13 (.385) with four RBI and four runs scored in five games before he was optioned back to Triple A on June 4...recalled again on June 18 and spent the remainder of the season with Boston...collected his first career game-ending RBI with a walkoff single off Phil Hughes in the 10th inning on Aug. 7 vs. NYY...at 24 years and 169 days old, became the youngest Red Sox player to collect a walk-off RBI in a game against the Yankees since Mario Guerrero did it on Aug. 1, 1973 at 23 years and 307 days...reached base safely in all five of his plate appearances on Sept. 3 vs. TEX, going 4-for-4 with a hit by pitch...hit .230 with 14 home runs and 36 RBI in 52 games at Triple A...ranked third in the International League in home runs at the time of his last promotion (June 18)...homered in four consecutive Triple A games from April 24-28.

2010: Spent most of the year with Triple A Pawtucket but also appeared in 29 games with the Red Sox...had four stints with Boston: April 20-24, June 5-11, June 22-24 and Sept. 6 through the end of the season...made starts at all three outfield positions, including six in right field, five in center field and four in left field...drilled his first career triple on June 5 at BAL...notched his first career steal on June 7 at CLE...picked up his first career outfield assist on June 23 at COL...finished fourth in the Red Sox minor league system in homers (18)...named the Red Sox Minor League Offensive Player of the Month for August/September after leading Red Sox farmhands with 10 home runs, 91 total bases and 21 extra-base hits...was twice named International League Player of the Week: Aug. 2-8 (.464, 13x28, five doubles, three home runs, 10 RBI) and Aug. 23-29 (.500, 17x34, four doubles, five home runs, 12 RBI)...following the season, hit .182 with a home run and six RBI in 23 games with Gigantes del Cibao of the Dominican Winter League.

2009: Saw his first Major League action, playing in 27 games over three stints with Boston...made starts at all three outfield positions (six in left field, three in right field, one in center field)...five of his first six Major League hits went for extra bases...was selected from Double A Portland on July 31 and made his big league debut that night at BAL as a pinch-hitter (0x1)...collected two doubles in his first start on Aug. 1 at BAL, becoming the first Red Sox player with at least two doubles in his first start since Rey Quinones on May 17, 1986 vs. TEX...belted his first home run off Baltimore's Brian Bass on Aug. 2 at Camden Yards...became the first Red Sox outfielder to go homer within his first three games since Billy Conigliaro on April 16, 1969 vs. BAL...was optioned to Triple A Pawtucket on Aug. 5, recalled the following day and optioned again on Aug. 15...recalled for his third stint on Sept. 2 and closed out the season with Boston...combined to hit .245 with 13 home runs and 35 RBI in 81 games between Portland and Pawtucket...after the season, was ranked by *Baseball America* as the No. 3 prospect and the "Best Outfield Arm" in the Boston system.

MINOR LEAGUES:

2008: Led all Red Sox minor leaguers with 91 RBI between Class A Greenville, Class A Advanced Lancaster and Double A Portland...ranked fourth with 23 homers...played the majority of the year with Lancaster and was named to the California League Postseason All-Star team...began the campaign at Greenville and was promoted to Lancaster on April 23...named the Red Sox Minor League Base Runner of the Month for June...also ranked tied for first in the California League during the month in RBI (28)...was promoted to Portland on July 21...went 1-for-11 in three playoff games with Portland...played 23 games for Scottsdale in the Arizona Fall League, batting .189 with five home runs and 15 RBI...went 2-for-4 with a double, homer, two RBI and two runs in the AFL's Rising Stars Showcase...after the season, was rated as the No. 5 prospect in the Red Sox system according to *Baseball America*...also dubbed as having the system's best outfield arm...**2007:** Made his professional debut with Class A Greenville...finished seventh in the Red Sox system with a .305 batting average...after the season, was named the No. 10 prospect in Boston's system by *Baseball America*...named the Red Sox Minor League Base Runner of the Month in June and Minor League Defensive Player of the Month for July...tied a franchise mark with six RBI on July 23 vs. Savannah, adding two homers...promoted to Double A Portland on Sept. 4.

WILLIAM JOSHUA REDDICK

Year	Team	AVG	G	AB	R	H	2B	3B	HR	RBI	BB	SO	SB	CS	OBP	SLG	SF	SH	HB	E
2007	Greenville (A)	.306	94	369	60	113	17	6	18	72	26	51	8	5	.352	.531	5	0	3	7
	Portland (AA)	.000	1	0	1	0	0	0	0	0	0	0	0	0	.000	.000	0	0	0	0
2008	Greenville (A)	.340	14	53	7	18	4	2	0	9	5	8	2	1	.397	.491	0	0	0	1
	Lancaster (A)	.343	76	312	60	107	11	8	17	57	17	49	9	1	.375	.593	2	0	0	4
	Portland (AA)	.214	34	117	22	25	4	2	6	25	12	25	3	1	.290	.436	1	1	1	3
2009	Portland (AA)	.277	63	256	47	71	17	3	13	29	30	62	5	5	.352	.520	1	0	0	3
	BOSTON	.169	27	59	5	10	4	0	2	4	2	17	0	0	.210	.339	0	0	1	1
	Pawtucket (AAA)	.127	18	71	1	9	0	2	0	6	6	13	0	1	.190	.183	2	0	0	0
	Pawtucket (AAA)	.266	114	451	59	120	28	4	18	65	25	73	4	7	.301	.466	5	0	0	8
	BOSTON	.194	29	62	5	12	3	1	1	5	1	15	1	0	.206	.323	0	0	0	0
2011	Pawtucket (AAA)	.230	52	191	37	44	9	1	14	36	33	39	4	1	.333	.508	7	0	0	1
	BOSTON	.280	87	254	41	71	18	3	7	28	19	50	1	2	.327	.457	4	0	1	5
2012	OAKLAND	.242	156	611	85	148	29	5	32	85	55	151	11	1	.305	.463	4	1	2	6
	OAKLAND	.226	114	385	54	87	19	2	12	56	46	86	9	2	.307	.379	7	1	2	5
2013	Stockton (A)#	.333	1	3	0	1	0	0	0	0	0	0	0	0	.333	.333	0	0	0	0
	Sacramento (AAA)#	.182	3	11	5	2	0	0	0	0	3	1	2	0	.357	.182	0	0	0	0
	OAKLAND	.264	109	363	53	96	16	7	12	54	28	63	1	1	.316	.446	3	0	1	5
2014	Sacramento (AAA)#	.438	4	16	1	7	3	0	0	0	1	1	1	1	.471	.625	0	0	0	0
	Stockton (A)#	.429	5	21	6	9	2	0	3	8	1	6	0	0	.455	.952	0	0	0	0
	Stockton (A)#	.143	2	7	0	1	0	0	0	1	1	2	0	0	.250	.143	0	0	0	0
2015	OAKLAND	.272	149	526	67	143	25	4	20	77	49	65	10	2	.333	.449	2	1	0	5
	OAKLAND	.296	68	243	33	72	11	1	8	28	28	34	5	0	.368	.449	1	0	0	2
	Nashville (AA)#	.120	6	25	2	3	1	0	1	1	1	6	0	0	.154	.280	0	0	0	0
	LOS ANGELES (NL)	.258	47	155	20	40	6	0	2	9	11	22	3	3	.307	.335	0	0	0	4
2017	HOUSTON	.314	134	477	77	150	34	4	13	82	43	72	7	3	.363	.484	12	1	0	5
	MINOR LEAGUE TOTALS	.278	487	1904	307	530	96	28	90	309	161	336	38	23	.332	.500	23	1	4	27
MAJOR LEAGUE TOTALS		.264	920	3135	440	829	165	27	109	428	282	575	48	14	.323	.439	33	4	7	38

- Rehab assignment

WILD CARD GAME RECORD

Year	Club/Opp	AVG	G	AB	R	H	2B	3B	HR	RBI	BB	SO	SB	CS	OBP	SLG	SF	SH	HB	E
2014	OAK/KC	.500	1	4	2	2	0	0	0	0	2	0	0	0	.667	.500	0	0	0	0

DIVISION SERIES RECORD

Year	Club/Opp	AVG	G	AB	R	H	2B	3B	HR	RBI	BB	SO	SB	CS	OBP	SLG	SF	SH	HB	E
2012	OAK/DET	.118	5	17	2	2	0	0	1	1	1	10	0	0	.167	.294	0	0	0	0
2013	OAK/DET	.235	5	17	1	4	1	0	1	1	2	5	0	0	.316	.471	0	0	0	0
2016	LAD/WSH	.267	5	15	1	4	0	0	1	1	2	2	0	0	.313	.267	0	0	0	0
2017	HOU/BOS	.375	4	16	3	6	0	0	2	2	2	2	0	0	.444	.375	0	0	0	0
TOTALS		.246	19	65	7	16	1	0	2	5	6	19	0	0	.310	.354	0	0	0	0

LEAGUE CHAMPIONSHIP SERIES RECORD

Year	Club/Opp	AVG	G	AB	R	H	2B	3B	HR	RBI	BB	SO	SB	CS	OBP	SLG	SF	SH	HB	E
2016	LAD/CHC	.364	5	11	1	4	0	0	0	1	0	0	3	0	.364	.364	0	0	0	0
2017	HOU/NYY	.040	7	25	1	1	0	0	0	0	1	6	0	0	.077	.040	0	0	0	0
TOTALS		.139	12	36	2	5	0	0	0	1	1	6	3	0	.162	.139	0	0	0	0

WORLD SERIES RECORD

Year	Club/Opp	AVG	G	AB	R	H	2B	3B	HR	RBI	BB	SO	SB	CS	OBP	SLG	SF	SH	HB	E
2017	HOU/LAD	.167	7	24	3	4	1	0	0	0	2	5	0	0	.231	.208	0	0	0	0

REDDICK CAREER TRANSACTIONS

- Selected by Boston in the 17th round of the June 2006 draft.
- Acquired by Oakland from Boston along with RHP Raul Alcantara and IF Miles Head in exchange for RHP Andrew Bailey and OF Ryan Sweeney on Dec. 28, 2011.
- On Disabled List, May 7-31, 2013 (sprained right wrist).
- On Disabled List, Aug. 26-Sept. 10, 2013 (sprained right wrist).
- On Disabled List, June 3-24, 2014 (hyperextended right knee).
- On Disabled List, June 29-July 22, 2014 (strained right knee).
- On Disabled List, April 4-12, 2015 (strained right oblique).
- On Disabled List, May 20-June 28, 2016 (fractured right thumb).
- Acquired by Los Angeles (NL) from Oakland along with LHP Rich Hill in exchange for RHP Jharel Cotton, RHP Grant Holmes and RHP Frankie Montas on Aug. 1, 2016.
- Signed by Houston to a four-year contract as a free agent on Nov. 23, 2016.
- On Disabled List, June 13-20, 2017 (concussion).

TABLE OF CONTENTS
REDDICK
PLAYER DEVELOPMENT
2017 REVIEW
OPPONENTS
HISTORY AND RECORDS
SPRING TRAINING
MEDIA INFORMATION
MINUTE MAID PARK

REDDICK CAREER HIGHS

Hits:	4 (6x) -- last, July 2, 2016 vs. Pittsburgh
Home Runs:	3 -- Aug. 9, 2013 vs. Kansas City
RBI:	6 -- May 16, 2014 at Cleveland
Stolen Bases:	2 (3x) -- last, June 28, 2017 vs. Oakland
Longest Hitting Streak:	12 -- April 22-May 4, 2015
Career Grand Slams (5):	Aug. 31, 2012 vs. Boston (Mark Melancon) May 16, 2014 at Cleveland (Zach McAllister) July 19, 2015 vs. Minnesota (J.R. Graham) Sept. 24, 2016 vs. Colorado (Christian Bergman) July 4, 2017 at Atlanta (Jason Motte)

REDDICK CAREER FIELDING

YEAR	POSITION	PCT.	G	PO	A	E	TC	DP
2017	First Base	1.000	1	2	0	0	2	0
	Outfield	.976	129	195	6	5	206	0
TOTALS	First Base	1.000	1	2	0	0	2	0
	Outfield	.978	875	1619	55	38	1712	11



AJ REED

Born: 5/10/93 in Terre Haute, IN

Resides: Terre Haute, IN

Opening Day Age: 24

ML Service: 0.105

Contract Status: Signed through 2018

Acquired: Selected in the second round of the June 2014 draft.

23

IF

YEAR	AB	R	H	HR
L/L	6'4"	274		

TABLE OF CONTENTS

REED

PLAYER DEVELOPMENT

2017 REVIEW

OPPONENTS

HISTORY AND RECORDS

SPRING TRAINING

MEDIA INFORMATION

MINUTE MAID PARK

CAREER HIGHLIGHTS

- First baseman has played in 47 games in the Majors over the last two seasons with Houston (2016-17), hitting three home runs with eight RBI.
- Has been one of the most prodigious power hitters in the minor leagues since beginning his career in 2014...has hit .298 (450x1509) with 96 doubles, 95 homers, 335 RBI and a .949 OPS (.389 OBP/.560 SLG) in 400 career games in the minor leagues.
- Has led all of minor league baseball in home runs twice in his career, winning the Joe Bauman Award in 2017 and 2015...hit 34 home runs in both seasons.
- In 2015, was named the ESPN.com Prospect of the Year, California League Most Valuable Player, California League Rookie of the Year, MiLB.com Offensive Player of the Year, Astros Minor League Player of the Year and a *Baseball America* Minor League All-Star...was also named the runner-up for *Baseball America's* Minor League Player of the Year award and a finalist for the *USA Today* Minor League Player of the Year award...led all of minor league baseball in homers (34), RBI (127) and OPS (1.044) while batting .340 (178x523) between Class A Advanced Lancaster and Double A Corpus Christi.
- Has been a MiLB.com Organization All-Star (2017, 2015), an Arizona Fall League Rising Stars participant (2015), a California League Midseason and Postseason All-Star (2015) and a *Baseball America* Short-Season All-Star (2014).
- Prior to the 2016 season, was named the No. 11 prospect in baseball, and Houston's No. 1 prospect, 'Best Power Hitter' and 'Best Hitter for Average' by *Baseball America*.

2017: Appeared in two Major League games with the Astros, going 0x6...made one start at DH on Aug. 3 vs. TB, and was a defensive replacement at first base for 3.0 innings on July 31 vs. TB...opened the season with Triple A Fresno...batted .251 (92x366) wit 22 homers and 75 RBI over the first four months of the season (98 games), before being recalled to the Major League club on July 31...was with the club for less than a week, as he was optioned back to Triple A on Aug. 4...finished the season with a .291 batting average and 12 homers over his last 29 games with the Grizzlies...finished the Triple A season with 34 homers, which were the most in the minors and set the Fresno single-season record...his 34 homers earned him his second career Joe Bauman Award, presented by Musco Sports Lighting...after homering 12 times over the first three months of the season, belted 10 homers in July and 11 more in the month of August...homered exactly once every 14.00 at-bats for the season, which led the Pacific Coast League...was second only to Lehigh Valley's Rhys Hoskins (13.83) for the best mark in all of Triple A...posted the ninth 100-RBI season in Fresno Grizzlies history, and tied 2015 Pacific Coast League MVP Matt Duffy for fifth-most in a single season by a Grizzlies player, and the most

NOTES

- The two-way player was a two-time, first-team all-state honoree and a three-time, all-conference performer at Terre Haute South H.S. in Terre Haute, Ind...finished his career with a .425 (159x374) batting average, 100 runs, 31 doubles, 41 homers and 150 RBI... on the mound, owned a 26-10 record with a 1.88 ERA and 390 punchouts in 260 innings.
- As a senior in 2011, was named Indiana High School Player of the Year and MVP of the Indiana North/South All-Star series...was drafted in the 25th round of the June 2011 draft by the Mets, but did not sign.
- Played three seasons at the University of Kentucky (2012-14)...as a freshman, became the first consensus, first-team freshman All-American selection in program history.
- Won the Golden Spikes Award in 2014 as the top amateur baseball player in the country... became the first pitcher in SEC history to lead the conference in homers and pitching victories...joined David Price (2007) and Dave Magadan (1983) as the only players in SEC history to be named unanimous national player of the year...swept every national award given (Dick Houser Trophy, *Baseball America*, Perfect Game USA, ABCA and Collegiate Baseball/Louisville Slugger).
- Was drafted by Houston in the second round of the June 2014 draft...signed by Astros scout Nick Venuto.
- Was selected to the Major League roster on June 25, 2016...is signed to a one-year contract that runs through the 2018 season.

by a Houston Astros-affiliated player with Fresno...finished second in RBI in both the PCL and all of Triple A to Reno's Christian Walker (114)...were the only players to drive in 100+ runs in 2017...his 89 runs scored and 250 total bases each ranked fourth in the PCL and all of Triple A...72 walks ranked third in the Pacific Coast League.

2016: Made his Major League debut with Houston, playing in 45 total games and making 35 starts (27 at first base, eight at designated hitter)...made his first appearance at Major League Spring Training before opening up the season at Triple A Fresno...was selected to the Major League roster on June 25...optioned to Triple A on July 21...received his final recall of the season on Aug. 2...made his MLB debut on June 25 at KC, going 0x2 with two walks, two runs scored and an RBI...became the third player in club history to walk twice in his Major League debut, joining Eddie Tucker (1992) and John Paciorek (1963)...hit his first career home run as a pinch-hitter in the 9th inning on July 2 vs. CWS off RHP David Robertson...became the third player in club history to hit his first career homer as a pinch-hitter in the 9th inning, joining Preston Tucker (2015) and Keith Lampard (1969)...homed on July 5 vs. SEA, becoming the ninth player in club history with two homers within his first eight Major League games...recorded his first career multi-hit game on Aug. 11 at MIN in Game 1 of the doubleheader (2x5)...walked in four consecutive starts from Aug. 6-11...played in 70 combined games at Triple A, hitting .291 (76x261) with 22 doubles, 15 homers, 50 RBI and a .924 OPS (.368 OBP/.556 SLG).

MINOR LEAGUES:

2015: Collected his fair share of hardware in what was his first full professional season...led all of minor league baseball in home runs (34), RBI (127) and OPS (1.044)...was named the Astros Minor League Player of the Year, California League Most Valuable Player, MiLB.com Offensive Player of the Year, ESPN.com Prospect of the Year and a *Baseball America* Minor League and High Class A All-Star...was also a finalist for the *USA Today* Minor League Player of the Year award and the runner-up for the *Baseball America* Minor League Player of the Year award...in 135 combined games between Double A Corpus Christi (53g) and Class A Advanced Lancaster (82g), hit .340 (178x523) with 30 doubles, five triples, 34 homers, 127 RBI and a 1.044 OPS (.432 OBP/.612 SLG)...was twice named the MiLB.com California League Player of the Month (May and June), was a California League Midseason and Postseason All-Star and was a four-time California League Player of the Week (May 11, June 8, June 22, July 13)...was also named the league's Rookie of the Year...went 3x4 with a career high three home runs and nine RBI on May 6 at Stockton...was promoted to Double A on July 12...named the Texas League Player of the Week on Aug. 31...played for the Glendale Desert Dogs in the Arizona Fall League following the regular season...played in 11 games with Glendale and was named to the AFL Rising Stars Game...**2014:** Began his professional career with Class A Short Season Tri-City, playing in 24 games and batting .306 (28x124) with five homers and 30 RBI...was named the New York-Penn League Player of the Week for the period of July 7-13...during the week, batted .500 (12x24) with four doubles, six homers, 11 RBI, three walks and only two strikeouts...was promoted to Class A Quad Cities on July 27, where he remained through the end of the season...batted .272 (34x125) with seven homers, 25 RBI and an .854 OPS (.326 OBP/.528 SLG) in 34 games with the River Bandits...was named a *Baseball America* Short Season All-Star with Tri-City.

PERSONAL:

AJ and his wife, Shelbie, reside in Terre Haute, Ind.

ANDREW JOSEPH REED

Year	Team	AVG	G	AB	R	H	2B	3B	HR	RBI	BB	SO	SB	CS	OBP	SLG	SF	SH	HB	E
2014	Tri-City (A)	.306	34	124	22	38	11	0	5	30	22	22	2	0	.420	.516	1	0	3	4
	Quad Cities (A)	.272	34	125	21	34	9	1	7	24	8	32	0	0	.326	.528	0	0	2	0
2015	Lancaster (A)	.346	82	318	75	110	16	4	23	81	59	73	0	0	.449	.638	4	0	4	6
	Corpus Christi (AA)	.332	53	205	38	68	14	1	11	46	27	49	0	0	.405	.571	4	0	1	2
2016	Fresno (AAA)	.291	70	261	42	76	22	1	15	50	32	67	0	0	.368	.556	2	0	1	2
	HOUSTON	.164	45	122	11	20	3	0	3	8	18	48	0	0	.270	.262	1	0	0	2
2017	Fresno (AAA)	.261	127	476	89	124	24	0	34	104	72	146	0	0	.358	.525	5	0	3	10
	HOUSTON	.000	2	6	0	0	0	0	0	0	0	1	0	0	.000	.000	0	0	0	0
MINOR LEAGUE TOTALS		.298	400	1509	287	450	96	7	95	335	220	389	2	0	.389	.560	16	0	14	24
MAJOR LEAGUE TOTALS		.156	47	128	11	20	3	0	3	8	48	49	0	0	.259	.250	1	0	0	2

REED CAREER TRANSACTIONS

- Selected by Houston in the second round of the June 2014 draft.

REED CAREER HIGHS

Hits: 2 (6x) -- last, Sept. 8, 2016 at Cleveland
Home Runs: 1 (3x) -- last, Aug. 18, 2016 at Baltimore
RBI: 3 -- Aug. 18, 2016 at Baltimore
Stolen Bases: none
Longest Hitting Streak: 2 (3x) -- last, Aug. 17-18, 2016
Career Grand Slams (0): none

LEADOFF HR

PINCH-HIT HR

WALK-OFF HR


No.	Date	Opp.	Pitcher
none			

No.	Date	Opp.	Pitcher
1	7/2/16	CWS	Robertson

No.	Date	Opp.	Pitcher
none			

REED CAREER FIELDING

YEAR	POSITION	PCT.	G	PO	A	E	TC	DP
2017	First Base	1.000	1	3	1	0	4	0
TOTALS	First Base	.991	36	217	14	2	230	20



NON-ROSTER INVITE

JAMIE RITCHIE

Born: 4/9/93 in South Hadley, MA **Resides:** Buford, GA
Opening Day Age: 24 **ML Service:** 0.000
Contract Status: Signed through 2018
Acquired: Selected in the 13th round of the June 2014 draft.

80

C

YEAR	HEIGHT	WEIGHT
R/R	6'2	203

CAREER HIGHLIGHTS

- Catcher has hit .280 (314x1120) with 61 doubles, 16 homers, 136 RBI, 21 steals and a .410 on-base percentage in four seasons in the minor leagues.
- Has drawn more walks than strikeouts in three of his four minor league seasons...drew 45 walks as opposed to 44 strikeouts in 2017, 95 walks against 81 strikeouts in 2015, and 29 walks vs. 26 strikeouts in 2014.
- Has posted a 29.4% caught stealing percentage (32CS/109ATT) over the last two seasons (2016-17).
- Named a New York-Penn League Midseason All-Star in 2014, and a Midwest League Midseason All-Star in 2015.

MINOR LEAGUES

2017: Spent the entire season at Double A Corpus Christi, batting .256 (62x242) with a .382 on-base percentage in 76 games...hit .324 (23x71) with a .913 OPS against lefties...performed well in the second half, batting .278 (32x115) with an .802 OPS following the All-Star Break...hit the first cycle in Corpus Christi Hooks history on Aug. 6 at Frisco...hit a bases-loaded triple in the 8th inning to complete the cycle in what was a 4x4 performance...threw out 24.0% of all attempting basestealers (12CS/50ATT)...made 54 starts at catcher and three at first base...ranked fifth in the Texas League in OBP (min. 250PA)...**2016:** Played in 99 games, all at Class A Advanced Lancaster, hitting .276 (95x344) with 20 doubles, seven homers, 57 RBI and a .389 on-base percentage...put up a 33.9% (20CS/59ATT) caught stealing percentage in 64 games at catcher...**2015:** Batted .281 (110x392) with 21 doubles, 10 steals and a .426 on-base percentage in 111 games in a season split between Lancaster (39g) and Quad Cities (72g)...named a Midwest League Midseason All-Star...received Quad Cities April Player of the Month honors...**2014:** Led the New York-Penn League in OBP (.455) in his first professional season...named a New York-Penn League Midseason All-Star.

NOTES


- Graduated from Buford High School in Georgia in 2011...led his team to a Georgia State Championship.
- Played three seasons at Belmont University...was named to the 2014 Johnny Bench Award Watch List as a junior, hitting .302 with 13 doubles, six homers and a .404 on-base percentage.
- Drafted by the Astros in the 13th round of the 2014 draft...was signed by Astros scout Nick Venuto.
- Is signed to a one-year contract that runs through 2018...was invited to his first Major League Spring Training camp this year.

JAMIE CHRISTOPHER RITCHIE

Year	Team	AVG	G	AB	R	H	2B	3B	HR	RBI	BB	SO	SB	CS	OBP	SLG	SF	SH	HB	E
2014	Tri-City (A)	.331	47	142	19	47	12	2	1	24	29	26	5	1	.455	.465	2	1	5	2
2015	Quad Cities (A)	.266	72	259	46	69	10	2	4	27	70	54	7	6	.428	.367	1	0	4	2
	Lancaster (A)	.308	39	133	26	41	11	2	1	8	25	27	3	1	.422	.444	1	3	2	2
2016	Lancaster (A)	.276	99	344	62	95	20	0	7	57	58	83	3	1	.389	.395	2	3	7	6
2017	Corpus Christi (AA)	.256	76	242	27	62	8	1	3	20	45	44	3	0	.382	.335	1	0	5	9
MINOR LEAGUE TOTALS		.280	333	1120	180	314	61	7	16	136	227	234	21	9	.410	.390	7	7	23	21

RITCHIE CAREER TRANSACTIONS

- Selected by Houston in the 13th round of the June 2014 draft.



BRADY RODGERS

Born: 9/17/90 in Richmond, TX **Resides:** Richmond, TX
Opening Day Age: 27 **ML Service:** 0.063
Contract Status: Signed through 2018
Acquired: Selected in the third round of the June 2012 draft.

62

RHP

HT	WT	DOB
6'2"	210	

CAREER HIGHLIGHTS

- Has appeared in five total Major League games (one start) in his career, all of which were during the 2016 season.
- Was named the Astros Minor League Pitcher of the Year and Triple A Pacific Coast League Pitcher of the Year in 2016...was also named a *Baseball America* Triple A All-Star...went 12-4 with a 2.86 ERA (42ER/132IP), 23 walks, 116 strikeouts, two complete games and one shutout in 22 starts for Triple A Fresno...led all PCL pitchers in ERA.
- Was the starting pitcher for the PCL in the 2016 Triple A All-Star Game...received PCL Midseason and Postseason All-Star honors in 2016, and received PCL Pitcher of the Week honors (May 2-8) after his first-career complete game shutout on May 4 vs. Reno.
- Made his Major League debut on Sept. 3 at TEX, throwing 0.2 of an inning in relief.
- Led the Double A Texas League in strikeout-to-walk ratio (4.58) and walks-per-9.0 innings ratio (1.42) in 2014 while with Corpus Christi.
- Received Class A Advanced California League Midseason All-Star honors in 2013...also earned a California League Pitcher of the Week award (May 27-June 3) that year.
- Was ranked by *Baseball America* as the Astros No. 22 prospect in 2015, and No. 23 prospect in 2013...was rated by the publication as having the 'Best Control' in the Houston system in 2013.



NOTES

- Graduated from Lamar Consolidated HS in Rosenberg, Texas, in 2009...was a four-time All-District selection and earned All-State in his junior and senior years...threw both a perfect game and a no-hitter, while winning 34 career games and striking out 376 batters in his high school career.
- Selected by Milwaukee in the 39th round of the June 2009 draft but did not sign.
- Attended Arizona State for three seasons (2010-12)...during his junior year, earned First Team Pac-12 All-Conference honors and NCAA Division I Second Team All-American honors after going 10-3 with a 2.27 ERA...threw a career-high 115.0 innings, which ranked second in the Pac-12.
- Was drafted by Houston in the third round of the June 2012 draft...signed by Astros scout Mike Brown.
- A Richmond, Texas native, Rodgers grew up rooting for the Astros.
- Was added to the Astros 40-man roster on Sept. 2, 2016...is signed to a one-year contract that runs through 2018.

2017: Made only three starts for Triple A Fresno, in what was an injury-shortened season (right elbow surgery)...went 2-0 with a 1.10 ERA (2ER/16.1IP) and 11 strikeouts in his three starts...after this third and final start, ranked third in the Pacific Coast League in ERA (1.10) and fourth in WHIP (0.92)...was also fourth in the PCL in fewest walks per 9.0 innings (0.55; 1BB/16.1IP) and fifth in fewest base runners per 9.0 innings (8.82)...was placed on

the disabled list on April 23, retroactive to April 21...missed the remainder of the season after having right elbow surgery...was transferred to the 60-day Disabled List on Aug. 31...removed from the 60-day DL on Nov. 6.

2016: Made his Major League debut with Houston and made five appearances (one start) in the Majors down the stretch run...was named the Astros Minor League Pitcher of the Year and the Triple A Pacific Coast League Pitcher of the Year...also received *Baseball America* Triple A All-Star honors...was selected to the Major League roster on Sept. 2...made his Major League debut on Sept. 3 at TEX, throwing 0.2 of an inning in relief...started the Astros final game of the regular season on Oct. 2 at LAA, his first career start in the Majors...went 12-4 with a 2.86 ERA (42ER/132IP), 23 walks, 116 strikeouts, two complete games and one shutout in 22 starts at Triple A Fresno en route to PCL Pitcher of the Year honors...led all PCL pitchers in ERA while ranking second in walks per 9.0 innings ratio (1.57), second in strikeout to walk ratio (5.04), fourth in WHIP (1.15) and tied for fourth in wins...was a PCL Midseason and Postseason All-Star...was the starting pitcher for the PCL in the Triple A All-Star Game...allowed one run on one hit in 2.0 innings, striking out three in the game...was named the PCL Pitcher of the Week for the week of May 2-8 after tossing a four-hit, complete game shutout on May 4 vs. Reno...marked the first complete game of his career...struck out a career-high 11 batters in 6.2 innings on May 21 at Memphis.

MINOR LEAGUES:

2015: Spent the entire season with Triple A Fresno, which was his first full season at Triple A...went 9-7 with a 4.51 ERA (58ER/115.2IP) in 21 starts...struck out a season high eight batters on July 11 at Sacramento...was placed on the 7-day disabled list from July 28-Aug. 4, and again from Aug. 23-Sept 27...finished the season on a high note, posting a 2.61 ERA (6ER/20.2IP) in his final four starts...made his final start of the season on Aug. 22 vs. Round Rock...made three appearances in relief at Major League Spring Training, throwing 3.1 innings...**2014:** Spent most of the season at Double A Corpus Christi (26 games, 7 starts), and made one spot start at Triple A Oklahoma City...combined to post a 4.55 ERA (64ER/126.2IP) with two saves between the two levels...walked 19 hitters and recorded 87 strikeouts in his 120.2 innings pitched at Corpus Christi...led the Texas League in strikeout to walk ratio (4.58) and walks per 9.0 innings ratio (1.42)...was the Opening Day starter for Corpus Christi, tossing 5.0 innings and allowing one hit on April 3 at Tulsa...made one spot start for Oklahoma City on Aug. 3 vs. Colorado Springs, tossing 6.0 scoreless innings and allowing just two hits...**2013:** Spent the majority of the year at Class A Advanced Lancaster, and made one spot start at both Triple A Oklahoma City and Double A Corpus Christi...combined to go 11-8 in 29 games (20 starts) at the three levels...entered the year ranked by *Baseball America* as the Astros No. 23 prospect and as having the 'Best Control' in the Astros minor league system...backed that up by ranking fifth in the California League in strikeout to walk ratio (4.52)...was named a California League Midseason All-Star and won California League Pitcher of the Week honors for the week of May 27-June 3...in that week, went 2-0 and tossed 9.0 scoreless innings across two appearances...made his spot start at Triple A on June 23 vs. Omaha and tossed 5.0 innings, allowing one run...his spot start with Corpus Christi came on July 26 at Midland, and he threw 5.0 scoreless innings with six strikeouts in that outing...**2012:** Was selected by the Astros in the third round of the draft and signed one day after being drafted on June 6...assigned to Class A Short Season Tri-City, where he went 7-2 with a 2.89 ERA (20ER/62.1IP) in 12 starts...ranked tied for third in the New York-Penn League in victories...made his professional debut on June 23 at Connecticut and tossed 4.0 innings, allowing three unearned runs...combined to toss 177.1 innings between college (115.0) and pro ball (62.1) in 2012.

PERSONAL:

Brady and his wife, Virginia, reside in Richmond, Texas.

BRADY PAUL RODGERS

Year	Team	W	L	ERA	G	GS	CG	SHO	SV	IP	H	R	ER	HR	HB	BB	SO	WP	BK	AVG
2012	Tri-City (A)	7	2	2.89	12	12	0	0	0	62.1	60	26	20	5	3	11	49	2	0	.251
2013	Lancaster (A)	10	8	5.38	27	18	0	0	1	112.0	135	71	67	14	8	23	104	4	1	.300
	Oklahoma City (AAA)	0	0	1.80	1	1	0	0	0	5.0	5	1	1	0	0	0	4	0	0	.263
	Corpus Christi (AA)	1	0	0.00	1	1	0	0	0	5.0	5	0	0	0	0	0	6	0	0	.238
2014	Corpus Christi (AA)	5	12	4.77	26	17	0	0	2	120.2	135	73	64	15	5	19	87	2	0	.287
	Oklahoma City (AAA)	1	0	0.00	1	1	0	0	0	6.0	2	0	0	0	1	1	4	0	0	.111
2015	Fresno (AAA)	9	7	4.51	21	21	0	0	0	115.2	136	61	58	13	1	25	89	3	0	.289
2016	Fresno (AAA)	12	4	2.86	22	22	2	1	0	132.0	129	46	42	7	1	23	116	0	0	.257
	HOUSTON	0	115.12	5	1	0	0	0	0	8.1	15	14	14	0	1	7	3	0	0	.385
2017	Fresno (AAA)	2	0	1.10	3	3	0	0	0	16.1	14	2	2	0	1	1	11	1	0	.241
	MINOR LEAGUE TOTALS	47	33	3.98	114	96	2	1	3	575.0	621	280	254	54	20	103	470	12	1	.276
	MAJOR LEAGUE TOTALS	0	115.12	5	1	0	0	0	0	8.1	15	14	14	0	1	7	3	0	0	.385

RODGERS CAREER TRANSACTIONS

- Selected by Houston in the third round of the June 2012 draft.
- On Disabled List, Aug. 31-Nov. 6, 2017 (right elbow surgery).

RODGERS GAME HIGHS

Longest Winning Streak:none
 Longest Losing Streak: 1 -- Oct. 2, 2016-current
 Strikeouts: 2 -- Sept. 11, 2016 vs. Chicago (NL)
 Walks: 3 (2x) -- last, Oct. 2, 2016 at Los Angeles (AL)
 Innings (starter): 3.2 -- Oct. 2, 2016 at Los Angeles (AL)
 Innings (relief): 2.0 -- Sept. 11, 2016 vs. Chicago (NL)
 Low-Hit Game (CG):none



HECTOR
RONDON

Born: 2/26/88 in Guatire, VZ Resides: Guatire, VZ
 Opening Day Age: 30 ML Service: 5.000
 Contract Status: Signed through 2019
 Acquired: Signed as a free agent on Dec. 15, 2017.

30

RHP

HT	WT	DOB	ML
R/R	6'3"	230	

CAREER HIGHLIGHTS

- Right-handed reliever has gone 18-13 with 77 saves, 28 holds, a 3.22 ERA (106 ER/296.1 IP) and 303 strikeouts in five seasons in the Majors with the Chicago Cubs (2013-17).
- Entering his first season with the Astros after signing as a free agent...was selected by Chicago in the Major League portion of the 2012 Rule 5 Draft after he spent the first eight seasons of his pro career in the Cleveland Indians system.
- Has consistently been one of the hardest-throwing relievers in the Majors...posted an average fastball velocity of 96.8 miles per hour in 2017...ranked eighth among National League relievers in average fastball velocity over the 2016-17 seasons (96.7 mph).
- His 77 career saves ranked fifth in Cubs franchise history.
- Posted a career-high 30 saves and a 1.67 ERA in 2015...became the second pitcher in Cubs franchise history to record 30 saves with an ERA that low, joining RHP Bruce Sutter, who did so in 1977 with 31 saves and a 1.34 ERA.
- Made his Major League debut on April 3, 2013 at PIT while with the Cubs...tossed a scoreless sixth inning (2 BB, 2 SO) in relief of Edwin Jackson...earned his first Major League win that same season, with 2.0 scoreless innings of relief in the Cubs 6-5, 14-inning victory on June 13 vs. CIN.
- Has pitched in 15 career postseason games, posting an overall record of 1-1 with 2 saves, a 4.50 ERA (7ER/14IP), 13 strikeouts and just two walks (2015-17)...helped pitch the Cubs to a World Series title in 2016.
- Named the 2009 Cleveland Indians Minor League Pitcher of the Year...split the season between Double A Akron and Triple A Columbus, going 11-10 with a 3.38 ERA (55ER/146.1IP) in 27 games (25 starts)...led Cleveland's farm system in strikeouts (137)...was selected to the Eastern League Midseason All-Star team.
- In 2008, was a *Baseball America* High Class A All-Star after getting selected to the All-Star Futures Game.
- Received South Atlantic League Midseason All-Star honors in 2007.

NOTES

- Last name is pronounced ron-DOHN.
- Originally signed by Cleveland as a non-drafted free agent on Aug. 3, 2004...signed by Indians scout Stewart Ruiz.
- Was a Rule 5 selection by the Cubs during the 2012 Winter Meetings.
- Pitched for Caracas in the Venezuelan League, following the 2009, 2011, 2012, and 2013 seasons...played with current Astros Marwin Gonzalez and Collin McHugh.
- Pitched for Venezuela in the 2017 World Baseball Classic, where he was teammates with Jose Altuve...appeared in two games.
- Signed a two-year contract with the Astros as a free agent on Dec. 15, 2017.

2017: Went 4-1 with a 4.24 ERA (27ER/57.1IP) and 10 holds in 61 relief appearances for Chicago...struck out 69 and walked 20...held opponents to a .233 batting average (50x215)...stranded 13 of 23 inherited runners... held opponents scoreless in 44 of 61 outings...produced a 3.02 ERA (16ER/47.2IP) in 50 games when pitching with at least one day's rest...had a 10.24 ERA (11ER/9.2IP) in 11 games pitching on no days rest...had a strong start

to the season, recording four holds and posting a 0.87 ERA (1ER/10.1IP) in his first 11 outings through May 2... held opponents to a .086 average and a .200 on-base percentage, walking five and striking out 12...in 20 games from May 3-June 26, had a 6.87 ERA (14ER/18.1IP)...opponents batted .288 with an .857 OPS...walked six and struck out 21...threw a season-high 40 pitches on May 5 vs. NYY...tossed a season-high 2.0 innings on June 8 vs. COL...rebounded from that stretch by going eight-straight games without allowing an earned run (9.0 IP) from June 27-July 19...walked just two, struck out 14 and held opponents to a .172 average...finished the season with 9.0 scoreless innings spanning 10 games starting on Aug. 27...walked none, struck out 12 and held opponents to a .129 average (4x31) and a .290 OPS...did not allow a walk in his final 11.1 innings from Aug. 19 through the end of the season...recorded his first career hit on Sept. 29 vs. CIN, an infield single off LHP Amir Garrett... pitched in three games during the NLCS vs. LAD...struck out four batters in 3.0 innings and posted a 6.00 ERA (2ER/3IP)...prior to the season, pitched in two games with Venezuela in the World Baseball Classic.

2016: Began the season as the Cubs closer before transitioning to a set-up role upon the addition of Aroldis Chapman in late July...posted a 1.72 ERA (6ER/31.1IP) in 32 outings in the season's first half before posting a 6.41 ERA (14ER/19.2IP) in 22 appearances in the second half...served as the team's closer until July 25... despite the team recording 59 wins through July 25, he registered just 18 saves due to the team winning 35 games by four or more runs during that stretch...allowed one or zero runs in 50 of his 54 outings, including 41 scoreless outings...limited righties to a .200 batting average (22x110), while lefties batted .260 (20x77)... recorded two, four-out saves, June 18 vs. PIT and June 24 at MIA...led all Cubs relievers with 1.41 walks per 9.0 innings...walked just eight batters in 51.0 innings...converted his first 11 save opportunities, extending his streak to 22 consecutive save situations converted dating to 2015...the 22-straight saves were tied for second-most in franchise history with RHP Joe Borowski in 2003-04...RHP Ryan Dempster converted a franchise-record 26-straight save opportunities from Aug. 2, 2005-May 1, 2006...was placed on the 15-day Disabled List on Aug. 19 (retroactive to Aug. 17), with a right triceps strain...was activated on Sept. 6...allowed eight earned runs in 7.1 innings pitched (9.82 ERA) after his return from the Disabled List...had a 2.47 mark (12ER/43.2IP) in 45 outings prior to the stint...appeared in seven playoff games, going 1-0 with a 4.50 ERA (3ER/6IP)...pitched 2.0 scoreless innings in Game 4 of the World Series vs. CLC.

2015: Collected 30 saves and posted a 1.67 ERA (13ER/70IP) for Chicago...was 30-for-34 in save opportunities and also collected eight holds...held opponents to a .212 batting average and a .263 on-base percentage... was 17-for-18 in road save opportunities, converting his last 12 dating to June 4...walked just 15 and struck out a career-high 69...along with 55 hits allowed, recorded a 1.00 WHIP...stranded 11 of 14 inherited runners... posted a 1.19 ERA (5ER/37.2IP) in 40 games at Wrigley Field...had a 2.23 ERA (8ER/32.1IP) in 32 road games... had a 1.10 ERA (4ER/32.2IP) in 33 games following the All-Star Break...had a 2.17 ERA (9ER/37.1IP) 39 games in the first half...successfully converted his final 11 save chances of the season...also converted his first two save opportunities to start the season, giving him a stretch of 17 successful save conversions dating back to Aug. 12, 2014...the streak ended, April 18 vs. SD when he surrendered two earned runs in the ninth...the Cubs went on to win that game 7-6 in 11 innings...the 17-straight successful save conversions was the longest by a Cubs closer since RHP Carlos Marmol converted 19-straight during 2012...did not allow an earned run in 15 games (15.0 IP), from Aug. 6-Sept. 11...walked three and struck out 20...pitched to a 3.60 ERA (2ER/5IP) in five postseason games...recorded two saves in the NLDS vs. St. Louis, including the series-clinching Game 4.

2014: Took over closer duties for Chicago in May and went on to convert 29-of-33 save opportunities, in what was his sophomore season in the Majors...at age 26, was the youngest Cub to reach 29 saves in a single season since LHP Mitch Williams recorded 36 saves at age 24 in 1989...finished the season by converting his final 15 save opportunities starting on Aug. 12...posted a 0.62 ERA (2ER/29IP) with 18 saves in 19 chances, spanning 29 games following the All-Star break...held opponents to a .163 average and allowed just two walks while he struck out 24...struck out 63 batters and walked just 15...the opposition batted .218 (52x239) and had a .263 on-base percentage...recorded a 1.06 WHIP...did not throw a wild pitch on the season...had a 0.86 ERA (2ER/21IP) in 21 road games...was the third-lowest ERA among NL pitchers with at least 20 road games...started the season with a 7.2 scoreless innings streak, spanning seven outings...extended his overall career-high scoreless innings streak to 16.2 frames dating to Sept. 3, 2013...recorded his first Major League save on April 11 at STL...tossed a scoreless 11th inning to preserve Chicago's 6-3 win...placed on the paternity leave list on May 30, for the birth of his son, Ian Jose...was activated on June 3...allowed a Devin Mesoraco grand slam in the ninth inning on June 23 vs. CIN, ending a stretch of 47.1-straight innings without a home run.

2013: Was selected from Cleveland in the major league portion of the 2012 Rule 5 Draft, and posted a 2-1 record with two holds, a 4.77 ERA (29ER/54.2IP) and 44 strikeouts in 45 relief appearances for Chicago in his first career big league action...held left-handed hitters to a .190 batting average (19x100)...went 1-1 with a 3.20 ERA (9ER/25.1IP) in 20 appearances following the All-Star Break...made his Major League debut on April 3 at PIT... tossed a scoreless sixth inning (2 BB, 2 SO) in relief of Edwin Jackson...earned his first Major League win with 2.0 scoreless innings of relief in the Cubs, 6-5, 14-inning victory on June 13 vs. CIN...made 13 relief appearances for Leones del Caracas in the Venezuelan Winter League, going 2-0 with a 3.65 ERA (5ER/12.1IP).

MINOR LEAGUES:

2012: Missed most of the year with a right elbow strain...had no record with a 1.29 ERA (1ER/7IP) in four games

(two starts) between Double A Akron and the Indians Rookie Level club in August...pitched in 23 games for Leonides de Caracas in the Venezuela Winter League, going 2-1 with a 4.29 ERA (10ER/21IP)...limited hitters to a .208 batting average (15x72)...**2011**: Still recovering from right elbow surgery, appeared in just two games with Class A Mahoning Valley...had no record with a 3.00 ERA (1ER/3IP)...was on the seven-day disabled list from April 7-Sept. 21...**2010**: Started seven games with Triple A Columbus before undergoing Tommy John surgery on his right elbow on Aug. 25...was 1-3 with an 8.53 ERA (30ER/31.2IP) in seven starts before his injury...recorded 33 strikeouts while issuing 10 walks...placed on the seven-day disabled list on May 13, before undergoing surgery in August...**2009**: Split the season between Double A Akron and Triple A Columbus, going 11-10 with a 3.38 ERA (55ER/146.1IP) in 27 games (25 starts)...named the Cleveland Indians Minor League Pitcher of the Year...led Cleveland's farm system in strikeouts (137)...selected to the Eastern League All-Star team but did not participate due to his promotion to Columbus on July 5...began the season at Akron, going 7-5 with a 2.75 ERA (22ER/72IP) in 15 games (13 starts)...**2008**: Spent the entire campaign at Class A Advanced Kinston, going 11-6 with a 3.60 ERA (58ER/145IP) in 27 starts...struck out a career-high 145 and walked 42...recorded a seven-game winning streak, May 25-July 4...owned a 2.03 ERA (9ER/40IP) to go along with 46 strikeouts...was named to the Carolina League All-Star team while being ranked as the ninth-best prospect in the league by *Baseball America*...**2007**: In his first season at the Class A level, went 7-10 with a 4.37 ERA (66ER/136IP) in 27 starts with the Lake County Captains...finished the campaign with 113 strikeouts, good for fifth in the Indians farm system...went 3-0 with a 3.23 ERA (11ER/30.2IP) in six May starts...fanned 27 while issuing just five walks...**2006**: Made 11 starts for the Indians Gulf Coast League team, going 3-4 with a 5.13 ERA (30ER/52.2IP)...punched out 32 and walked only three...held right-handed hitters to a .274 batting average (40x146) compared to a .310 mark (22x71) against lefties...finished tied for first in the Gulf Coast League with 11 starts...**2005**: In his first season with the Cleveland organization, went 3-3 with a 1.65 ERA (12ER/65.1IP) in 15 games (12 starts) with the Indians Dominican Summer League club...struck out 55 while walking just eight in 65.1 innings.

PERSONAL:

Hector and his wife, Keilin, have two children, Ian Jose and Dafree.

HECTOR LUIS RONDON

Year	Team	W	L	ERA	G	GS	CG	SHO	SV	IP	H	R	ER	HR	HB	BB	SO	WP	BK	AVG
2005	DSL Indians (R)	3	3	1.65	15	12	1	0	1	65.1	60	24	12	2	6	8	55	4	0	
2006	GCL Indians (R)	3	4	5.13	11	11	0	0	0	52.2	62	34	30	6	8	3	32	1	0	.286
2007	Lake County (A)	7	10	4.37	27	27	0	0	0	136.0	143	78	66	13	11	27	113	4	1	.269
2008	Kinston (A)	11	6	3.60	27	27	0	0	0	145.0	130	63	58	12	10	42	145	3	3	.239
2009	Akron (AA)	7	5	2.75	15	13	1	0	0	72.0	60	23	22	3	3	16	73	3	0	.227
	Columbus (AAA)	4	5	4.00	12	12	0	0	0	74.1	83	38	33	8	4	13	64	0	0	.282
2010	Columbus (AAA)	1	3	8.53	7	7	0	0	0	31.2	48	32	30	12	2	10	33	0	0	.343
2011	Mahoning Valley (A)	0	0	3.00	2	2	0	0	0	3.0	3	1	1	0	0	0	2	0	0	.250
2012	AZL Indians (R)	0	0	0.00	2	2	0	0	0	3.0	0	0	0	0	0	1	6	0	0	.000
	Akron (AA)	0	0	2.25	2	0	0	0	0	4.0	4	1	1	0	0	1	3	1	0	.286
2013	CHICAGO (NL)	2	1	4.77	45	0	0	0	0	54.2	52	29	29	6	3	25	44	4	0	.251
2014	CHICAGO (NL)	4	4	2.42	64	0	0	0	29	63.1	52	21	17	2	0	15	63	0	0	.218
2015	CHICAGO (NL)	6	4	1.67	72	0	0	0	30	70.0	55	19	13	4	3	15	69	5	1	.212
2016	CHICAGO (NL)	2	3	3.53	54	0	0	0	18	51.0	42	20	20	8	2	8	58	3	0	.225
2017	CHICAGO (NL)	4	1	4.24	61	0	0	0	0	57.1	50	30	27	10	1	20	69	3	0	.233
MINOR LEAGUE TOTALS		36	36	3.88	120	113	2	0	1	587.0	593	294	253	56	44	121	526	16	4	.263
MAJOR LEAGUE TOTALS		18	13	3.22	296	0	0	0	94	296.1	251	119	106	30	9	83	303	15	1	.227

DIVISION SERIES RECORD

Year	Team/Opp.	W	L	ERA	G	GS	CG	SHO	SV	IP	H	R	ER	HR	HB	BB	SO	WP	BK	AVG
2015	CHC/STL	0	0	6.00	3	0	0	0	2	3.0	4	2	2	1	0	0	2	0	0	.308
2016	CHC/SF	1	0	5.40	3	0	0	0	0	1.2	1	1	1	0	0	1	2	0	0	.200
TOTAL		1	0	5.79	6	0	0	2	4.2	5	3	3	1	0	1	4	0	0	.278	

CHAMPIONSHIP SERIES RECORD

Year	Team/Opp.	W	L	ERA	G	GS	CG	SHO	SV	IP	H	R	ER	HR	HB	BB	SO	WP	BK	AVG
2015	CHC/NYM	0	0	0.00	2	0	0	0	0	2.0	1	0	0	0	0	1	2	0	0	.143
2016	CHC/LAD	0	0	4.50	2	0	0	0	0	2.0	3	1	1	0	0	0	1	0	0	.375
2017	CHC/LAD	0	1	6.00	3	0	0	0	0	3.0	5	2	2	2	0	0	4	0	0	.417
TOTAL		0	1	3.86	7	0	0	0	0	7.0	9	3	3	2	0	0	7	0	0	.333

WORLD SERIES RECORD

Year	Team/Opp.	W	L	ERA	G	GS	CG	SHO	SV	IP	H	R	ER	HR	HB	BB	SO	WP	BK	AVG
2016	CHC/CLE	0	0	3.86	2	2	0	0	0	2.1	4	1	1	1	0	1	2	0	0	.364

RONDON CAREER TRANSACTIONS

- Signed by Cleveland as a non-drafted free agent on Aug. 3, 2004.
- Acquired by Chicago (NL) from Cleveland in the Major League portion of the Rule 5 draft on Dec. 6, 2012.
- On Disabled List, Aug. 17-Sept. 6, 2016 (right triceps strain).
- Signed by Houston as a free agent on Dec. 15, 2017.

RONDON GAME HIGHS

Longest Winning Streak:	4 (2x) – last, June 3, 2017-present
Longest Losing Streak:	2 (5x) – last, Aug. 14, 2016-May 5, 2017
Strikeouts:	4 – June 13, 2013 vs. Cincinnati
Walks:	2 (11x) – last, Aug. 17, 2017 vs. Cincinnati
Innings (starter):	none
Innings (relief):	2.0 (18x) – last, June 8, 2017 vs. Colorado
Low-Hit Game (CG):	none



TONY SIPP

Born: 7/12/83 in Pascagoula, MS **Resides:** Moss Point, MS
Opening Day Age: 34 **ML Service:** 8.100
Contract Status: Signed through 2018
Acquired: Signed as a free agent on May 2, 2014.

29

LHP

TEAM	DELIVER	RECORD
L/L	6'0"	194

CAREER HIGHLIGHTS

- Left-handed reliever is entering his 10th Major League season, and his fifth with Houston...has pitched for Cleveland (2004-12), Arizona (2013), San Diego (2014) and Houston (2014-17), posting a 22-19 record with seven saves, a 3.83 ERA (189ER/444IP) and 471 strikeouts in 526 appearances.
- Ranks among the top-five active left-handed relievers in career appearances (3rd), innings pitched (4th), opponent batting average (5th, .220) and strikeouts (3rd).
- Has been effective against both left-handed and right-handed hitters during his career, holding left-handed hitters to a .224 (178x796) batting average and righties to a .217 (181x835) batting average.
- Has reached the 60-appearance mark in five of his nine seasons, including a career-high 70 appearances in 2010...is one of 12 left-handed relievers who have made at least 60 appearances in five of the last eight seasons.
- In 2015, posted the second-lowest ERA by a left-handed reliever in the Majors (1.99), behind only LHP Zach Britton (1.92)...was the lowest single-season ERA of his career, which was also the lowest ERA produced by an Astros left-handed reliever since LHP Billy Wagner put up a 1.78 ERA in 2003.
- Had a career-long, 20-game scoreless streak from July 7-Sept. 15, 2015...was the fourth-longest scoreless streak by a lefty in franchise history, and the longest since LHP Tim Lincecum's 22-game streak from July 31-Sept. 20, 2010.
- Pitched in all six of Houston's playoff games in 2015 and was nearly unhittable, tossing 5.1 scoreless innings of relief while allowing just one hit...in the AL Wild Card Game at Yankee Stadium, in what was his first career postseason appearance, fired a hitless 7th inning to help the Astros secure a 3-0 victory and a berth in the ALDS vs. KC.

★ NOTES

- Graduated from Moss Point H.S. in Mississippi in 2001 and was drafted by the Cubs in the 28th round of the 2001 draft, but did not sign.
- Elected to attend Okaloosa-Walton Junior College for his freshman year and was drafted by the White Sox in the 33rd round of the 2002 draft...did not sign and instead transferred to Mississippi Gulf Coast Community College for his sophomore season.
- Transferred to Clemson University for his junior year and played one season as a two-way player, serving as the Tigers center fielder and leadoff hitter while also making 22 appearances on the mound...posted a 4.69 ERA with 59 strikeouts in his 48.0 innings pitched...hit .280 with 13 doubles, 23 RBI and 20 stolen bases...was drafted by Cleveland in the 45th round of the June 2004 draft...signed by Indians scout Tim Moore.
- Originally added to a Major League 40-man roster on Nov. 19, 2007...missed his entire 2007 season after undergoing Tommy John surgery.
- Signed by Houston as a Major League free agent on May 2, 2014...began the 2014 season at Triple A in the Padres organization before asking for and being granted his release.
- Signed a three-year contract with Houston on Dec. 11, 2015, in what was his first time entering the market as a free agent...the deal runs through the 2018 season.

TABLE OF CONTENTS

SIPP

PLAYER DEVELOPMENT

2017 REVIEW

OPPONENTS

HISTORY AND RECORDS

SPRING TRAINING

MEDIA INFORMATION

MINUTE MAID PARK

- Has twice appeared as both a pitcher and an outfielder in the same game (both in 2014)...he and LHP Wesley Wright (2012) are the only two pitchers to do so in Astros franchise history.
- Retired 20 consecutive batters to open up his 2014 season, which marked the longest start-of-career streak in Astros franchise history (Elias)...of the 20 batters he retired, 11 were via the strikeout...also set a club record by not allowing a baserunner in his first five relief appearances as an Astro.
- In 2014, posted the second-lowest opponent batting average and fourth-lowest WHIP (0.89) by a reliever in Astros history (.157)...ranked third among Major League pitchers in opponent average vs. lefties with his .138 mark (12x87, min. 90 batters faced)...ranked as the second-lowest mark in Astros history for a single season (min. 90 batters faced), behind LHP Tim Byrdak in 2008 (.135).
- Finished among the top 10 American League relievers in multiple categories in 2011, including wins (T-3rd, 6), holds (T-6th, 24) and appearances (T-7th, 69).
- Recorded his first career save on July 23, 2010, vs. TB (0ER/2IP).
- Made his Major League debut for Cleveland in 2009 and posted a 2-0 record with a 2.93 ERA in 46 games...ranked eighth among AL rookies in appearances...made his debut on April 22, 2009, vs. KC (0ER/1IP)...notched his first Major League win on July 9 at CWS (0ER/0.2IP).
- Pitched in the Arizona Fall League in 2006 and was named to the AFL Rising Stars Game.
- Earned South Atlantic League Midseason All-Star honors in 2005.

2017: Made 46 relief appearances for the Astros...struck out 39 batters in 37.1 innings for a 9.40 strikeouts per 9.0 innings ratio, which was his highest mark since 2015 (10.27)...made his seventh Opening Day roster, and third with the Astros...missed 28 games on the DL with right calf soreness from Aug. 1-Sept. 2...struck out a season-high three batters on May 16 at MIA...pitched 2.2 scoreless innings in the outing, which became a new career-high...became the first Astros left-handed reliever to allow no hits and no walks in an outing of 2.2 innings or more since LHP C.J. Nitkowski went 3.0 perfect frames on April 9, 1998 at SF...reached a season-low in ERA (2.77) and opponent batting average (.152) after his scoreless inning on May 21...snapped his streak of pitching more than 1.0 inning, which he had done so in three consecutive outings...tied the longest such streak of his career...pitched 1.0 scoreless inning on Sept. 8 at OAK...was his first appearance since being activated from the DL...finished the season scoreless in seven of his last eight appearances (1.69 ERA)...made three appearances in the minors while on rehab assignment...pitched 1.0 inning in all three outings, one with Double A Corpus Christi (Aug. 22) and two with Triple A Fresno (Aug. 25 and Aug. 28).

2016: Made 60 appearances for the second consecutive season...became the first Astros lefty with three consecutive seasons of at least 50 appearances since LHP Tim Byrdak (2008-10)...placed on the paternity list on May 6...activated from the paternity list on May 7...recorded the 400th strikeout of his career on April 22 vs. BOS...became one of six active left-handed relievers to reach 400 career strikeouts, joining Aroldis Chapman, Andrew Miller, Antonio Bastardo, Boone Logan and J.P. Howell...got the save on May 17 at CWS in an Astros 6-5, 11.0 inning win...was his first save since Sept. 10, 2014 at SEA...was scoreless in eight of his last nine outings of the season, posting three holds and a 1.17 ERA (1ER/7.2IP).

2015: Made 50 appearances for the sixth straight season...among AL lefty relievers, ranked second in ERA (1.99) behind LHP Zach Britton (1.92), and ranked fourth in opponent batting average (.208)...also ranked sixth in strikeouts per 9.0 innings (10.27, 62SO/54.1IP)...posted the lowest single-season ERA of his career, which was also the sixth-lowest put up by an Astros left-handed reliever all-time...was the lowest since LHP Billy Wagner posted a 1.78 ERA in 2003...held righties to a .190 batting average (19x100)...was scoreless in 49 of his 60 appearances...had 18 multi-strikeout appearances, his most since recording 20 in 2010...stranded 23.5% (26-of-34) of his inherited runners...posted a 1.69 ERA (4ER/21.1IP) in 23 one-run games, which ranked tied for eighth in the AL...made his fifth appearance on an Opening Day roster, and first since 2013 with the D-backs...had a career-long 20-game scoreless streak from July 7-Sept. 15...was the fourth-longest scoreless streak by a lefty in franchise history, and the longest since LHP Tim Byrdak's 22-game streak from July 31-Sept. 20, 2010...recorded 19 strikeouts, while allowing just a .164 (10x61) opponent batting average in that span...was scoreless in 26 of his last 27 games of the season (from July 7-Oct. 4)...allowed 16 hits and one run in 24.0 innings (0.38 ERA) in that span, striking out 29 with eight walks and a .188 (16x85) opponent batting average...in the postseason, pitched in all six of Houston's playoff games and was nearly unhittable, tossing 5.1 scoreless innings of relief while allowing just one hit...in the AL Wild Card Game at Yankee Stadium, fired a hitless 7th inning to help the Astros secure a 3-0 victory and a berth in the American League Division Series against the Royals.

2014: Led the Astros in holds (11) while posting the second-lowest single-season opponent batting average by a reliever in club history (.157), behind only LHP Billy Wagner's mark of .135 set in 1999...also posted the fourth-lowest WHIP (0.89) by a reliever in club history, and the lowest since Wagner's 2003 season (0.87)...ranked fifth among AL relievers in opponent batting average (.157) and eighth in WHIP (0.89)...ranked third among all Major League pitchers in opponent batting average vs. lefties (.138, min. 90 batters faced)...ranked as the second-lowest mark in Astros history for a single season (min. 90 batters faced), behind LHP Tim Byrdak in 2008 (.135)...retired 20 consecutive batters to begin his Astros career, which marked the longest start-of-career streak in franchise history per the Elias Sports Bureau...of the 20 batters he retired, 11 were via the

strikeout...ended up retiring 28 of the first 31 batters he faced ...set a club record by not allowing a baserunner in his first five relief appearances as an Astro...prior to Sipp, the last MLB pitcher to not allow a baserunner in his first five appearances to start a season was RHP Fernando Rodney in 2012....posted the highest strikeout rate (31.8%) by an Astros reliever since RHP Brad Lidge in 2005 (35.4%)...was scoreless in 47 of his 56 appearances...had four long scoreless appearance streaks: 12 games (June 7-July 2), nine games (May 2-30), eight games (July 7-28) and seven games (Aug. 12-23)...began the season at Triple A El Paso in the Padres organization...asked for and was granted his release on May 1 before signing a one-year contract with Houston on May 2...on May 11 at BAL, struck out a career-high five batters over 2.0 perfect innings...was scoreless in each of his first nine games as an Astro, which ranked as the seventh-longest streak in Astros history...was the longest since RHP LaTroy Hawkins set the club record with a 17-game scoreless streak in 2008...on June 9 at ARI, pitched 1.2 scoreless innings of relief, striking out three batters...after recording three outs, moved to right field for one hitter (Paul Goldschmidt) before returning to the mound to strike out Miguel Montero...prior to Sipp, the last reliever to enter a game in the outfield for Houston was LHP Wesley Wright on July 27, 2012, vs. PIT...Sipp and Wright are the only pitchers in club history to have both pitched and played in the field in the same game...on June 15 vs. TB, pitched and played the outfield in the same game for the second time in 2014...retired one batter in the 8th inning and moved to left field for the final out of the inning...returned to the mound in the 9th inning to record two outs...picked up his first save of the year on June 29 vs. DET, marking his third career save...made 11 appearances at Triple A El Paso, going 1-1 with a 4.30 ERA (7ER/14.2IP)...struck out 21 batters and walked just two.

2013: In his first season in the National League, went 3-2 for Arizona with a 4.78 ERA (20ER/37.2IP) in 56 appearances...struck out 42 in 37.2 innings, posting a 10.04 strikeouts per 9.0 innings ratio, his best mark since 2009 (10.80)...31 of his 56 appearances were less than 1.0 inning...reached the 50 appearance mark for the fourth consecutive season...went 3-1 with a 3.90 ERA (12ER/27.2IP) in 42 games in the first half of play...was only used in 14 games in the second half, pitching 10.0 innings (8ER)...was outrighted off the D-backs roster on Nov. 27 and elected free agency.

2012: Went 1-2 with one save and a 4.42 ERA (27ER/55IP) in 63 relief appearances in his final season with Cleveland...reached 10 holds for his fourth straight season...limited left-handed hitters to a .209 average (23x110)...started slowly, as he carried a 6.66 ERA (18ER/24.1IP) after an appearance on June 26...recovered to post a 2.64 ERA (9ER/30.2IP) over his final 34 appearances...was involved in a three-team trade in the offseason that sent him to Arizona on Dec. 10.

2011: Made 69 appearances with Cleveland, going 6-3 with a 3.03 ERA (21ER/62.1IP)...ranked among the top five American League relievers in wins (T-3rd), holds (T-6th, 24) and appearances (T-7th)...did not allow a run over his first eight outings (8.2IP)...was scoreless in 21 of his first 22 outings...that included a run of 13 straight scoreless appearances (13.1IP)...did not work earlier than the 7th inning all season.

2010: Spent the entire season at the Major League level, establishing career highs in innings (63.0) and appearances (70)...ranked among AL relief leaders in fewest inherited runners scored (T-5th, 20.0%) and appearances (T-10th)...did not allow an earned run over 15 straight appearances from April 21-May 23 (1R/0ER/15.1IP)...picked up his first career save on July 23 vs. TB (0ER/2IP).

2009: Opened the year with Triple A Columbus before seeing his first action at the big league level, posting a 2-0 record with a 2.93 ERA in 46 games for Cleveland...was with the club over three stints from April 22-May 17, June 1-9 and June 23 through the end of the season...despite spending a portion of his season in Columbus, ranked eighth among all AL rookies in games pitched...allowed just 18.9% (6-of-37) of his inherited runners to score, the fifth-best ratio in the American League...made his Major League debut on April 22 vs. KC (0ER/1IP)...tossed a career-high 2.1 innings (0ER) on June 2 at MIN...notched his first Major League win on July 9 at CWS (0ER/0.2IP)...appeared in 12 games with Triple A Columbus, going 1-0 with one save and a 3.71 ERA (7ER/17IP)...limited Triple A lefties to a .105 (2x19) average.

MINOR LEAGUES:

2008: Returned to game action on June 20 after recovering from 2007 Tommy John surgery...pitched across three levels in Cleveland's minor league system, combining to post one save and a 2.67 ERA (10ER/33.2IP) in 21 games (1 start)...made it back to Double A Akron on July 17 and finished his season with the Aeros...made 16 regular season appearances and four playoff appearances (1ER/4.1IP) with the club...**2007:** Suffered a strained ligament in his left throwing elbow in Spring Training and did not pitch the entire season...first tried rehabbing the injury before undergoing reconstructive surgery on his left elbow on July 10, performed by Dr. James Andrews...was added to Cleveland's 40-man roster on Nov. 19...**2006:** Made the jump to Double A and began the season in the rotation at Akron...made four starts in April before being sidelined with a right oblique strain from April 25-May 21...returned to pitch out of the bullpen for the remainder of the season...pitched for Peoria in the Arizona Fall League following the season and earned a trip to the AFL Rising Stars Game after fanning 16 hitters in 10.1 innings (10G)...**2005:** Combined to post a 2.40 ERA (31ER/116.1IP) in 35 games (17 starts) between Class A Lake County and Class A Advanced Kinston...began the year with Lake County and was named a South Atlantic League Midseason All-Star as a starter...promoted to Kinston midseason and finished the year as a reliever...pitched in four Carolina League postseason games and did not allow a run

while recording two saves...finished the year with 130 strikeouts in 116.1 innings pitched, the second-highest total among all Indians minor leaguers...**2004**: Signed his first professional contract on July 1 and made his pro debut for Class A Short Season Mahoning Valley, ranking sixth in the New York-Penn League with 74 strikeouts in just 42.2 innings pitched...pitched strictly as a starter, making 10 starts...limited New York-Penn League hitters to a .212 (33x156) average.

PERSONAL:

Tony and his wife, Kasey, reside in Moss Point, Miss., in the offseason with their daughter, Aaleiyah.

TONY MARCEL SIPP

Year	Team	W	L	ERA	G	GS	CG	SHO	SV	IP	H	R	ER	HR	HB	BB	SO	WP	BK	AVG	
2004	Mahoning Valley (A)	3	1	3.16	10	10	0	0	0	42.2	33	23	15	5	1	13	74	3	3	.212	
2005	Lake County (A)	4	1	2.22	13	12	0	0	0	69.0	47	19	17	5	0	19	71	5	0	.196	
	Kinston (A)	2	2	2.66	22	5	0	0	2	47.1	34	19	14	4	2	23	59	3	0	.205	
2006	Akron (AA)	4	2	3.13	29	4	0	0	3	60.1	44	23	21	2	0	21	80	3	0	.201	
2007		--Injured; Did not play--																			
2008	GCL Indians (R)	0	0	0.00	3	1	0	0	0	4.0	0	0	0	0	0	1	4	0	0	.000	
	Kinston (A)	0	0	1.13	5	0	0	0	0	8.0	4	2	1	0	0	3	10	0	0	.148	
	Akron (AA)	0	3	3.74	16	0	0	0	1	21.2	19	12	9	4	0	7	32	0	0	.235	
2009	Columbus (AAA)	1	0	3.71	12	0	0	0	1	17.0	17	8	7	1	0	6	22	5	0	.254	
	CLEVELAND	2	0	2.93	46	0	0	0	0	40.0	27	16	13	5	0	25	48	3	0	.194	
2010	CLEVELAND	2	2	4.14	70	0	0	0	1	63.0	48	30	29	12	2	39	69	4	0	.218	
2011	CLEVELAND	6	3	3.03	69	0	0	0	0	62.1	45	22	21	10	0	24	57	2	1	.201	
2012	CLEVELAND	1	2	4.42	63	0	0	0	1	55.0	47	29	27	9	1	23	51	3	0	.228	
2013	ARIZONA	3	2	4.78	56	0	0	0	0	37.2	35	22	20	6	3	22	42	3	1	.240	
	Reno (AAA)	1	0	0.00	9	0	0	0	1	10.0	3	1	0	0	0	5	12	1	0	.088	
2014	El Paso (AAA)	1	1	4.30	11	0	0	0	0	14.2	14	7	7	1	1	2	21	0	0	.241	
	HOUSTON	4	3	3.38	56	0	0	0	0	4	50.2	28	19	5	0	17	63	3	0	.157	
2015	HOUSTON	3	4	1.99	60	0	0	0	0	54.1	41	13	12	5	1	15	62	4	0	.208	
2016	HOUSTON	1	2	4.95	60	0	0	0	1	43.2	52	26	24	12	1	18	40	0	0	.297	
2017	HOUSTON	0	1	5.79	46	0	0	0	0	37.1	36	25	24	8	1	16	39	1	0	.247	
	Corpus Christi (AA)#	0	0	0.00	1	1	0	0	0	1.0	0	0	0	0	0	1	2	0	0	.000	
	Fresno (AAA)#	0	0	4.50	2	0	0	0	0	2.0	2	1	1	0	0	0	0	1	0	.222	
MINOR LEAGUE TOTALS		16	10	2.78	133	32	0	0	8	297.1	217	115	92	22	4	101	387	21	3	.203	
MAJOR LEAGUE TOTALS		22	19	3.83	526	0	0	0	0	7	444.0	359	202	189	72	9	199	471	23	2	.220

#Rehab Assignment

WILD CARD GAME RECORD

Year	Team	W	L	ERA	G	GS	CG	SHO	SV	IP	H	R	ER	HR	HB	BB	SO	WP	BK	AVG
2015	HOU/NYY	0	0	0.00	1	0	0	0	0	1.0	0	0	0	0	0	1	1	0	0	.000

DIVISION SERIES RECORD

Year	Team	W	L	ERA	G	GS	CG	SHO	SV	IP	H	R	ER	HR	HB	BB	SO	WP	BK	AVG
2015	HOU/KC	0	1	0.00	5	0	0	0	0	4.1	1	1	0	0	0	1	4	0	0	.067

SIPP CAREER TRANSACTIONS

- Selected by Cleveland in the 45th round of the June 2004 draft.
- Acquired by Arizona along with IF Didi Gregorius and IF Lars Anderson in a three-team deal on Dec. 10, 2012. In the deal, the Indians received RHP Trevor Bauer, RHP Bryan Shaw and RHP Matt Albers, while the Reds received OF Shin-Soo Choo and IF Jason Donald.
- Signed by San Diego as a minor league free agent on Feb. 7, 2014.
- Signed by Houston as a free agent on May 2, 2014.
- Signed by Houston as a free agent to a three-year contract on Dec. 11, 2015.
- On Disabled List, Aug. 1-Sept. 2, 2017 (right calf soreness).

SIPP GAME HIGHS

Longest Winning Streak:	5 -- July 3, 2010-June 19, 2011
Longest Losing Streak:	4 -- May 21-July 5, 2015
Strikeouts:	5 -- May 11, 2014 at Baltimore
Walks:	4 (2x) -- last, Aug. 25, 2014 vs. Oakland
Innings (starter):	...none
Innings (relief):	...2.2 -- May 16, 2017 at Miami
Low-Hit Game (CG):	...none



JOE SMITH

Born: 3/22/84 in Cincinnati, OH

Resides: Newport Beach, CA

Opening Day Age: 34

ML Service: 10.091

Contract Status: Signed through 2019

Acquired: Signed as a free agent on Dec. 13, 2017.

38

RHP

YEAR	START	END
R/R	6'2"	205

TABLE OF CONTENTS

SMITH

PLAYER DEVELOPMENT

2017 REVIEW

OPPONENTS

HISTORY AND RECORDS

SPRING TRAINING

MEDIA INFORMATION

MINUTE MAID PARK

CAREER HIGHLIGHTS

- Side-arming right-hander has been one of most successful relievers in baseball since his debut in 2007...owns a 44-28 record with 30 saves, a 2.97 ERA (206ER/642.2IP) and 547 strikeouts in 698 career relief appearances in the Majors with the Mets (2007-2008), Indians (2009-13, 2017), Angels (2014-2016), Cubs (2016) and Blue Jays (2017).
- Among active relievers, ranks fifth in appearances, tied for fifth in wins and 13th in ERA.
- Has never posted an ERA higher than 3.83 for a single season over his entire 11-year career, and has posted an ERA below 3.50 in eight of his 11 seasons...the only other pitchers in the modern era of baseball (since 1900) to post an ERA of 3.83 or lower in 11 consecutive years were (min. 30IP): RHP Mariano Rivera, RHP Lee Smith, RHP Ken Tekulve, RHP Rollie Fingers and RHP Tom Henke.
- Appeared in 70 games for five consecutive seasons from 2011-2015...became the third pitcher in AL history to record 70 appearances in five straight years, joining LHP Buddy Groom and RHP Bryan Shaw.
- Led the AL with 32 holds in 2015 while with Los Angeles.
- Posted a 0.294 WHIP for the month of July 2014, establishing a Major League record for the lowest WHIP in a single month (min. 15 IP).
- Earned four victories for the Mets in September of 2008, which tied a franchise record for wins by a relief pitcher for Sept./Oct.
- Made his Major League debut with Mets on Opening Day 2007 (April 1 at STL) after being drafted the previous June...struck out Preston Wilson for his first career strikeout in that contest.
- In his rookie season in 2007, ranked fifth among NL rookies with 54 appearances...hurled 15.1 scoreless innings in his first 17 Major League outings, breaking RHP Dennis Musgraves' 1965 club record for most consecutive scoreless innings by a reliever to start a career.
- Was named the 2007 John J. Murphy Award winner as the Mets most-impressive, first-year spring performer.
- Has been scoreless in seven career postseason appearances (5IP), pitching in the 2013 AL Wild Card Game with Cleveland, 2014 ALDS with Los Angeles and 2017 ALDS with Cleveland...was on the 2016 World Champion Cubs active roster to end the regular season, but was not on a postseason roster.

NOTES

- **Attended Amelia (OH) High School where he won three letters in baseball and sat out his senior year due to right arm surgery...played three years of basketball and averaged 20.3 points and 6.7 rebounds.**
- **Attended Wright State (OH) University without a scholarship and was cut from the baseball team as a freshman...came back as a redshirt sophomore and changed to a sidearm delivery in his junior year...was 6-5 with a 1.53 ERA and 22 saves in 80 games (all in relief) over three years...in 2005 he was named WSU Team MVP...in 2006, he led the Horizon League with 13 saves (13th in NCAA) and was named Horizon League Pitcher of the Year and WSU Most Valuable Male Athlete.**
- **In the summer of 2005, pitched for the Edenton Steamers in the Coastal Plain League...recorded the final out of the 2005 Pettitt Cup tournament, to give Edenton its second consecutive league championship...less than two years later, he became the first Steamers' alumnus to appear in the majors.**
- **IN THE COMMUNITY:** Along with his wife, Allie, raises funds and awareness for Huntington's Disease...Joe's mother, Lee, was diagnosed with Huntington's in February 2012.
- **Married Allie LaForce on Jan. 17, 2015...Allie works as a sideline reporter for CBS and TNT covering the NBA, college football and college basketball.**
- **Originally selected by the New York Mets in third round of the 2006 draft...signed by Mets scout Erwin Bryant.**
- **Signed a two-year contract with Houston as a free agent on Dec. 13, 2017...the deal runs through the 2019 season.**

- Was named one of the top 20 prospects in the New York-Penn League in 2006 by *Baseball America*.

2017: Went a combined 3-0 with one save and a 3.33 ERA in 59 relief appearances with Toronto and Cleveland (54.0IP, 46H, 20ER, 10BB, 71SO)...his 11.83 strikeouts per 9.0 innings ratio and 7.10 strikeout to walk ratio were both career-bests...acquired by Cleveland at the trade deadline...recorded scoreless outings in 18 of his 21 appearances with Cleveland (9 holds)...was on the 10-day Disabled List from June 19-July 21, with right shoulder inflammation...rehabbed in Triple A Buffalo from July 14-19...including his last four appearances with Toronto in July, posted a second-half ERA of 3.22 in 25 appearances (22.1IP, 18H, 8ER, 2BB, 24SO, .214 avg)...recorded his only save of the season on Sept. 1 at DET, inducing a bases-loaded, line-out to end the game in relief of RHP Cody Allen...overall on the year, batters hit .236 (21x89) off him with runners on and .191 (9x47) with runners in scoring position...did not walk a batter over his 21 outings with Cleveland, and allowed just one home run over his last 25 appearances...made four appearances for the Indians in the ALDS against the Yankees...was scoreless in all four outings (2.1IP)...walked just one batter and did not yield a hit.

2016: Went a combined 2-5 with six saves and a 3.46 ERA (20ER/52IP) in 54 games between the Angels and Cubs...was acquired by the Cubs on Aug. 1 for RHP Jesus Castillo...went 1-1 with a 2.51 ERA (4ER/14.1IP) in 16 games with the Cubs, including six-straight scoreless outings (5.2 IP) to end the campaign...placed on the Disabled List on Aug. 17, with a left hamstring strain...was activated on Sept. 1...made two rehab outings with Triple A Iowa, tossing a pair of scoreless innings...had a 0.84 ERA (1ER/10.2IP) in 10 appearances after returning from the Disabled List...held lefties to a .220 average (18x82), while righties batted .266 (29x109)...had a 1.64 ERA (4ER/22IP) in 24 games after the All-Star Break, compared to a 4.80 ERA (16ER/30IP) prior to the Break...began the season with the Angels, posting six saves and a 3.82 ERA (16ER/37.2IP) in 38 relief appearances...pitched to a 2.87 ERA (5ER/15.2IP) in his last 17 outings with the club...was placed on the Disabled List from June 5-July 1, with a left hamstring strain...made a rehab stint with Class A Advanced Inland Empire before being activated...was a member of the Cubs World Series Championship team, but did not make a postseason appearance.

2015: Pitched in 70 games for Angels, going 5-5 with five saves and a 3.58 ERA (26ER/65.1IP)...led the American League with 32 holds (ranked third in Majors)...became one of two big league pitchers (also RHP Tyler Clippard) to pitch at least 70 games in each of the previous five seasons...became the second pitcher in Angels history with multiple seasons of at least 70 appearances (RHP Scot Shields, 2005-07)...opened the season with seven consecutive scoreless appearances (7IP), marking the third longest season-opening streak of his career...prior to All-Star break, allowed one earned run in 14.1 innings pitched on the road (0.63 ERA)...did not allow a run in 18 of last 21 road appearances...missed 11 games from Sept. 18-29 after suffering foot injury on Sept. 17 at MIN (was not placed on Disabled List)...assumed closing duties upon his return after Huston Street suffered a groin injury on Sept. 26...recorded saves in each of Angels final two victories of season (Oct. 2-3).

2014: Completed his first season with Angels with a 7-2 record, 15 saves and a 1.81 ERA (15ER/74.2IP) in 76 relief appearances...set or matched career-highs in wins, saves, games, innings pitched and strikeouts while posting his lowest career single-season ERA...his 67 scoreless appearances led American League and set an Angels franchise single-season record (previously 63 by RHP Francisco Rodriguez in 2008)...established Angels record with 10 consecutive hitless games with at least one inning pitched (June 28-July 13)...led all Angels relievers in victories, games and innings pitched...had a streak of 23 consecutive scoreless appearances from June 24-Aug. 9 (fourth longest streak in Angels history)...during month of July, went 2-0 with eight saves and a 0.00 ERA (17IP)...retired 49 of 54 batters faced (four hits and one walk)...finished July with a 0.294 WHIP, the lowest single-month WHIP in the Majors in a 100-year span (min. 15IP)...teammate RHP Fernando Salas later broke the record in August with a 0.267 WHIP...had a streak of retiring 31 consecutive right-handed batters faced from June 26-July 29...marked the longest streak by Angels pitcher in the last 40 years...earned saves in both games of a July 1 doubleheader at CWS...became the first Angels pitcher with saves in both games of a doubleheader since RHP Troy Percival on Sept. 6, 2003 vs. KC...made two appearances for the Angels during 2014 ALDS vs. KC, retiring all six batters faced with two strikeouts...pitched 1.0 perfect inning in both Game 1 and Game 2 at Angel Stadium.

2013: Led Indians relievers with 25 holds, and ranked tied for seventh among American League relief pitchers...also ranked 13th in the AL in relief ERA (2.29), tied for 15th in games pitched (70) and tied for fourth with six relief wins...opened the year with 10 straight scoreless outings from April 2-May 1...recorded his first career Major League save on April 3 at TOR in his 371st career big league game...was the active leader in games pitched without a save at time...registered 13 consecutive scoreless appearances from July 27-Aug. 25 over 13.0 innings pitched...both were club season highs among Cleveland relievers...had a 0.75 ERA (2ER/24IP) from July 27 through the end of season...did not get charged with a run in 57 of 70 appearances, marking his third straight 70-appearance season and the fourth of his career...finished the season with three saves and allowed just one successful stolen base against him...pitched 0.2 of an inning for the Indians in 2013 American League Wild Card Game vs. TB and allowed one hit and no runs while striking out one...allowed an inherited runner to score (unearned run charged to Cody Allen, as runner advanced on error earlier in inning).

2012: Finished second on the Indians with 21 holds, and tied for 11th among American League relievers...his

inherited runners scored percentage (21%, 10 of 47) ranked ninth-best in AL...also ranked tied for second in the AL with a club-high seven relief wins...did not allow a run in 56 of his 72 appearances, 10th most in American League...topped the 70-appearance mark for the third time in career and second consecutive season...did not allow a run over his last eight appearances of the season (7.1 IP, 3 H, 0 R)...held Major League hitters to a batting average of .213 (53x249) with runners on base, the 17th-lowest mark among American League relievers...yielded only a .213 (16x75) opponent batting average with runners in scoring position and a .184 (7x38) mark with RISP and two outs.

2011: Served as the Indians set-up man and finished fourth among American League relievers in ERA (2.01) and tied for second in appearances (71)...began the year on 15-day Disabled List with an abdominal strain suffered during Spring Training...made four rehab appearances at Double A Akron before being activated on April 15...spent the remainder of the season on the Indians active roster...60 of his 71 appearances were scoreless...did not allow an earned run over 27 straight appearances from May 12-July 15 (25.2IP), marking the third most games in club history without allowing an earned run within a single season...recorded 19 consecutive scoreless appearances over 19.0 IP (12 H, 0 R) from June 2-July 15, both season highs among Indians pitchers in terms of scoreless innings and games...tossed a career-high 2.2 innings pitched Aug. 21 at DET...over his last 62 appearances (May 12-end of season), had an ERA of 1.83 (12ER/59IP)...average vs. lefties went from .342 (13x38) in 2010 to .152 (12x79) in 2011...OPS went from .979 (.479 OBP/.500 SLG) to .460 (.244 OBP/.265 SLG).

2010: Spent the majority of the season with the Indians...also made 20 appearances with Triple A Columbus in May and June...opened the season going 0-1 with a 7.71 ERA (6ER/7IP) in his first nine appearances before being optioned to Columbus April 30...had scoreless outings in 37 of last 41 appearances...from July 31 through the end of season, had a 1.74 ERA (4ER/20.2IP)...did not allow a run over his last 11 outings in Sept./Oct. (9.2 IP, 7 H, 0 R, 3 BB, 11 SO) to lower his season ERA from 5.04 to 3.83...ranked fourth in the AL in inherited runners scored percentage (19%, 7-of-36)...right-handed hitters batted .160 (17x106) off him with a .538 OPS.

2009: In his first season in the Indians organization, made 37 relief appearances between two stints on the Disabled List...was limited to eight appearances in Spring Training after being sidelined early in camp with a viral infection that required hospitalization...came back in early March and was sidelined with a sore finger on his pitching hand...opened the season on the big league roster and was 0-1 with a 7.11 ERA (5ER/6.1IP) in eight relief appearances in April before right shoulder soreness forced him onto the 15-day Disabled List on April 29 (right rotator cuff strain)...was on the Disabled List from April 29-June 8...upon his activation through his second Disabled List stint in September, went 0-0 with a 2.60 ERA (8ER/27.2IP) in 29 games...from June 20-Aug. 16, allowed a run in just one of 20 outings (0.96 ERA, 2ER/18.2IP)...from July 17-Aug. 16, recorded 12 straight scoreless appearances (10.2 IP, 8 H, 0 R)...was placed on the 15-day Disabled List a second time with a left knee sprain on Sept. 1 and missed the remainder of the regular season after making his last outing on Aug. 29 at BAL...underwent a left knee arthroscopy on Sept. 30 at the Cleveland Clinic to remove loose bodies from the joint.

2008: Spent the entire 2008 season in the Mets bullpen, going 6-3 with a 3.55 ERA (25 ER/63.1IP) in 82 games, limiting Major League hitters to just a .220 (51x232) opponent batting average...right-handed hitters batted just .192 (35x182) off him as he sported a .206 (14x68) opponent batting average overall with RISP...finished tied for third in the National League with 82 games pitched (tied for third-most in club history) and his inherited runners scored percentage of 17% (11-of-63) was the second best mark in the NL (6th-best in the Majors)...went a club relief record of 4-0 in September with a 1.80 ERA (2ER/10IP) in 14 appearances...his four victories in September were the most by any Mets relief pitcher in the month in one season...did not permit an earned run over 18 outings (12.2 innings) from Aug. 12-Sept. 17...struck out seven consecutive batters spanning five appearances from May 5-14.

2007: Made his Major League debut with the Mets on Opening Day (April 1 at STL) after being drafted the previous June...ranked fifth among NL rookies with 54 appearances...had 45 strikeouts in 44.1 innings of work (9.14 strikeouts per 9.0 innings)...did not allow an earned run in 45 of his 54 outings...hurled 15.1 scoreless innings in his first 17 Major League outings to break RHP Dennis Musgrave's club record (9 shutout frames in 1965) for a rookie reliever to start his career...was optioned to Triple A New Orleans on July 26...recalled for a second time on Sept. 16...placed on the New Orleans disabled list on Aug. 24 with right biceps tendinitis...came off the disabled list on Sept. 2...earned his first Major League victory April 24 vs. COL...pitched in 14 games in April...before Smith, no Mets rookie had pitched at least 10 games in April...named the John J. Murphy Award winner for the Mets most impressive spring by a first-year invitee.

MINOR LEAGUES:

2006: Began his professional career in 2006 with Class A Brooklyn of the New York-Penn League...did not allow a run over his last 16 outings with the Cyclones (19 IP)...over that stretch, gave up eight hits with three walks and 26 strikeouts...promoted to Double A Binghamton of the Eastern League on Aug. 1...named one of the top 20 prospects in the NYPL by *Baseball America*.

PERSONAL:

Joe and his wife, Allie LaForce, reside in Newport Beach, Calif.

JOSEPH MICHAEL SMITH

Year	Team	W	L	ERA	G	GS	CG	SHO	SV	IP	H	R	ER	HR	HB	BB	SO	WP	BK	AVG
2006	Brooklyn (A)	0	1	0.45	17	0	0	0	9	20.0	10	3	1	0	4	3	28	2	0	.141
	Binghamton (AA)	0	2	5.68	10	0	0	0	0	12.2	12	8	1	1	11	12	1	0	0	.267
2007	New Orleans (AAA)	0	0	2.00	8	0	0	0	2	9.0	7	3	2	0	0	4	5	0	0	.233
	NEW YORK (NL)	3	2	3.45	54	0	0	0	0	44.1	48	18	17	3	7	21	45	2	0	.274
2008	NEW YORK (NL)	6	3	3.55	82	0	0	0	0	63.1	51	28	25	4	4	31	52	1	0	.220
2009	CLEVELAND	0	0	3.44	37	0	0	0	0	34.0	30	16	13	4	0	13	30	2	0	.236
	Columbus (AAA)#	0	0	0.00	5	0	0	0	0	5.0	4	0	0	0	0	1	6	0	0	.211
2010	CLEVELAND	2	2	3.83	53	0	0	0	0	40.0	30	18	17	4	1	24	32	0	1	.208
	Columbus (AAA)	2	1	1.96	20	0	0	0	2	23.0	17	8	5	0	0	10	19	2	0	.207
2011	Akron (AA)#	0	0	2.45	4	0	0	0	0	3.2	1	1	1	0	0	2	7	0	0	.083
	CLEVELAND	0	0	2.01	71	0	0	0	0	67.0	52	16	15	1	2	21	45	2	0	.217
2012	CLEVELAND	7	4	2.96	72	0	0	0	0	67.0	53	27	22	4	2	25	53	1	1	.213
2013	CLEVELAND	6	2	2.29	70	0	0	0	3	63.0	54	17	16	5	3	23	54	3	0	.235
2014	LOS ANGELES (AL)	7	2	1.81	76	0	0	0	15	74.2	45	16	15	4	6	15	68	4	0	.172
2015	LOS ANGELES (AL)	5	5	3.58	70	0	0	0	5	65.1	64	26	26	4	2	19	57	1	0	.259
2016	LOS ANGELES (AL)	1	4	3.82	38	0	0	0	6	37.2	36	16	16	4	5	13	25	0	1	.257
	Inland Empire (A)#	0	0	0.00	2	1	0	0	0	2.0	0	0	0	0	0	0	2	0	0	.000
	CHICAGO (NL)	1	1	2.51	16	0	0	0	0	14.1	11	4	4	4	1	5	15	0	0	.216
	Iowa (AAA)#	0	0	0.00	2	0	0	0	0	2.0	1	0	0	0	0	0	2	0	0	.167
2017	TORONTO	3	0	3.28	38	0	0	0	0	35.2	30	13	13	3	1	10	51	0	0	.229
	Buffalo (AAA)#	0	0	3.86	3	0	0	0	0	2.1	3	1	1	0	0	0	3	0	0	.333
	CLEVELAND	0	0	3.44	21	0	0	0	1	18.1	16	7	7	1	0	0	20	0	0	.229
MINOR LEAGUE TOTALS		2	4	2.03	71	1	0	0	13	79.2	55	24	18	1	5	31	84	5	0	.196
MAJOR LEAGUE TOTALS		44	28	2.97	698	0	0	0	30	624.2	520	222	206	45	34	220	547	16	3	.226

#Rehab Assignment

WILD CARD GAME RECORD

Year	Team	W	L	ERA	G	GS	CG	SHO	SV	IP	H	R	ER	HR	HB	BB	SO	WP	BK	AVG
2013	CLE/TB	0	0	0.00	1	0	0	0	0	0.2	1	0	0	0	0	0	1	0	0	.250

DIVISION SERIES RECORD

Year	Team	W	L	ERA	G	GS	CG	SHO	SV	IP	H	R	ER	HR	HB	BB	SO	WP	BK	AVG
2014	LAA/KC	0	0	0.00	2	0	0	0	0	2.0	0	0	0	0	0	0	2	0	0	.000
2017	CLE/NYY	0	0	0.00	4	0	0	0	0	2.1	0	0	0	0	0	1	3	0	0	.000
TOTALS		0	0	0.00	6	0	0	0	0	4.1	0	0	0	0	0	1	5	0	0	.000

SMITH CAREER TRANSACTIONS

- Selected by New York (NL) in the third round of the June 2006 Draft.
- Acquired by Cleveland from New York (NL) as part of a three-team trade with Seattle on Dec. 11, 2008...the Seattle Mariners sent RHP Sean Green, RHP J.J. Putz and OF Jeremy Reed to the New York Mets...the Mariners sent IF Luis Valbuena to the Indians...the Mets sent IF/OF Mike Carp, OF Ezequiel Carrera, OF Endy Chavez, RHP Maikel Cleto, RHP Aaron Heilman and LHP Jason Vargas to the Mariners...the Indians then sent OF Franklin Gutierrez to the Mariners to complete the deal.
- On Disabled List, April 29-June 9, 2009 (strained right rotator cuff).
- On Disabled List, Sept. 1-Oct. 14, 2009 (sprained left knee).
- On Disabled List, March 22-April 15, 2011 (abdominal strain).
- Signed by Los Angeles (AL) as a free agent on Nov. 27, 2013.
- On Disabled List, June 5-July 1, 2016 (left hamstring strain).
- Acquired by Chicago (NL) from Los Angeles (AL) in exchange for RHP Jesus Castillo on Aug. 1, 2016.
- On Disabled List, Aug. 17-Sept. 1, 2016 (strained left hamstring).
- Signed by Toronto as a free agent on Feb. 9, 2017.
- On Disabled List, June 16-July 22, 2017 (right shoulder inflammation).
- Acquired by Cleveland from Toronto in exchange for LHP Thomas Pannone and IF Samad Taylor on July 31, 2017.
- Signed with Houston as a free agent on Dec. 13, 2017.

SMITH GAME HIGHS

Longest Winning Streak:	5 (2x) -- last, Sept. 1, 2013-July 27, 2014
Longest Losing Streak:	3 -- July 25-Sept. 5, 2015
Strikeouts:	4 -- Sept. 30, 2008 vs. Florida
Walks:	3 (3x) -- last, May 5, 2012 vs. Texas
Innings (starter):	none
Innings (relief):	2.2 -- Aug. 21, 2011 at Detroit
Low-Hit Game (CG):	none



GEORGE SPRINGER

Born: 9/19/89 in New Britain, CT

Resides: Sugar Land, TX

Opening Day Age: 28

ML Service: 3.166

Contract Status: Signed through 2019

Acquired: Selected in the first round (11th overall) of the June 2011 draft.

4

OF

YEAR	AB	R	H	RBI
R/R	6'3"	221		

TABLE OF CONTENTS

SPRINGER

PLAYER DEVELOPMENT

2017 REVIEW

OPPONENTS

HISTORY AND RECORDS

SPRING TRAINING

MEDIA INFORMATION

MINUTE MAID PARK

CAREER HIGHLIGHTS

- The 2017 All-Star, Silver Slugger Award winner and World Series MVP is one of the most dynamic players in the Major Leagues...has hit .266 (498x1875) with 85 doubles, eight triples, 99 homers, 259 RBI, 35 stolen bases and an .837 OPS (.359 OBP/.478 SLG) in 482 games across four Major League seasons with Houston (2014-17).
- Started batting leadoff regularly for the Astros in 2015, and has hit .277 (331x1194) with 56 doubles, five triples, 61 homers, 153 RBI and an .843 OPS (.368 OBP/.486 SLG) in 299 career games batting leadoff... his .486 slugging percentage as a leadoff hitter ranks fifth in American League history...the Astros have gone 178-121 (.595) in games where he has batted leadoff.
- Ranks second in franchise history with 18 career leadoff homers, trailing Craig Biggio (53) for the club record...led the Majors and set a single-season franchise record with nine leadoff home runs in 2017...also tied the fourth-most leadoff homers by a player in AL history with Rickey Henderson (1986), behind Alfonso Soriano (13 in 2003), Brady Anderson (12 in 1996) and Jacque Jones (11 in 2002).
- His 99 home runs are the second-most in club history through a player's first four seasons in the Major Leagues, behind only Lance Berkman, who hit 101 home runs from 1999-2002...also owns the second-best OPS (.837) by an Astros player over his first four seasons, behind Jeff Bagwell (.914 from 1991-94).
- Ranks inside the top 10 AL outfielders in multiple categories since his debut season in the Majors in 2014: walks (4th), home runs (4th), slugging percentage (5th), OPS (6th), runs (6th), wins above replacement (6th, 15.7), on-base percentage (7th).
- Was elected via the fan vote to start in left field for the AL at the 2017 All-Star Game...became the first Astros player to start the All-Star Game in the outfield since Lance Berkman in 2004.
- Named the Willie Mays 2017 World Series MVP after hitting .379 (11x29) with three doubles, five homers, seven RBI and eight runs scored in the World Series vs. the Dodgers...became the eighth outfielder to win the World Series MVP award, joining Frank Robinson (1966), Roberto Clemente (1971), Reggie Jackson (1973 and 1977), Pedro Guerrero (1981), Manny Ramirez (2004), Jermaine Dye (2005) and Ben Zobrist (2016)...set Major League records for extra-base

NOTES

- Graduated from Avon Old Farms High School in New Britain, Conn., where he also played soccer...drafted by Minnesota in the 48th round following his senior season, but did not sign and went on to attend the University of Connecticut.
- Played three seasons at UConn before being drafted by Houston with the 11th overall selection in the June 2011 draft...became the highest-drafted player in school history... signed by Astros scout John Kosciak.
- In 2011, was named a First Team All-American by Perfect Game USA, Louisville Slugger and the NCBWA, and was a semifinalist for both the Dick Howser Trophy and Golden Spikes Award.
- In 2009, became the first player in UConn school history to be named the Big East Rookie of the Year.
- Both of his parents attended UConn...his father, George II, played in the 1976 Little League World Series...his mother, Laura, is a former gymnast...George took gymnastics lessons starting at 18 months old until he was 12.
- His wife, Charlise, played softball at the University of Albany, and for Puerto Rico's national team.
- **IN THE COMMUNITY:** Has been the Stuttering Association for the Young (SAY) spokesperson since 2014...has hosted the annual "All-Star Bowling Event" since 2015... at the event, which benefits SAY, Springer, Astros coaches, Astros players and other professional athletes help to raise money for children and their families to attend Camp SAY, a summer camp for young people who stutter.
- Added to the Astros 40-man roster on April 16, 2014...avoided arbitration this offseason by signing a two-year contract with Houston covering the 2018-19 seasons...following this deal, he will have one year of arbitration left with the Astros (2020).

hits (8) and total bases (29) in a single World Series, and home runs by a leadoff hitter (5) in a single World Series...became the first player in MLB history to homer in four consecutive games of a single World Series... tied Reggie Jackson (1977) and Chase Utley (2009) for the MLB record for homers in a single World Series (5).

- In 2016, became the seventh player in club history to play all 162 games of a season, joining Carlos Lee (2007), Craig Biggio (1996-97, 1992), Jeff Bagwell (1999, 1996-97, 1992), Steve Finley (1992), Bill Doran (1987) and Enos Cabell (1978).
- In his 2014 rookie season, hit 20 home runs with 51 RBI in just 78 games, finishing one home run shy of tying the then-franchise record for home runs by a rookie (Lance Berkman, 21 in 2000).
- Was the 2014 American League Rookie of the Month for May...became the second rookie in MLB history to hit seven home runs over a seven-game span (May 21-29, 2014), joining Rudy York (Aug. 22-27, 1937) (Elias Sports Bureau).
- In 2013, was named Minor League Baseball's Offensive Player of the Year, the Texas League Player of the Year, the Astros Minor League Player of the Year, a Texas League Midseason and Postseason All-Star, a *Baseball America* All-Prospect Team selection and the MVP of the Texas League All-Star Game...also appeared at the 2013 SiriusXM All-Star Futures Game...combined to hit 37 homers while stealing 45 bases between Triple A Oklahoma City and Double A Corpus Christi, becoming the first Astros minor leaguer to hit 30+ homers while recording 30+ stolen bases...became the first minor leaguer to reach the 30-30 plateau since Oakland's Grant Desme in 2009...fell just three home runs shy of reaching the 40-40 mark, which had not been accomplished in minor league baseball since 1956.
- In his first full professional season in 2012 (second overall), earned Midseason and Postseason California League All-Star honors while playing for Class A Advanced Lancaster...played for Mesa in the Arizona Fall League following the season and was named an AFL Rising Star.

2017: Was the best leadoff hitter in the American League, in a year where he made his first career All-Star Team, received a Silver Slugger Award, and was named MVP of the World Series...crested the 30-homer mark for the first time in his career, belting 34 homers, which ranked tied for 10th in the AL and led the Astros...marked the most homers by an Astros player since Chris Carter hit 37 in 2014...hit 30 of his homers as an outfielder, which marked the most by an Astros outfielder since Carlos Lee hit 31 in 2007...hit all 34 of his homers out of the leadoff spot in the lineup, which set a franchise record and tied the seventh-most homers ever recorded by a leadoff hitter in MLB history...the only AL players to hit more homers out of the leadoff spot in a single season were Alfonso Soriano (38 in 2002, 35 in 2003) and Brady Anderson (35 in 1996)...hit nine leadoff homers, the most in the Majors...tied the fourth-most leadoff homers by a player in AL history with Rickey Henderson (1986), behind only Alfonso Soriano (13 in 2003), Brady Anderson (12 in 1996) and Jacque Jones (11 in 2002)...his nine leadoff homers also set a new franchise record, surpassing the previous record of eight, reached by Craig Biggio in 2001 and himself in 2016...his 17 leadoff homers from 2016-17 were the most in the Major Leagues...finished tied for second in the AL in runs (112) with Jose Altuve behind Aaron Judge (128)...became the second player in club history to reach 112 runs in consecutive seasons, joining Jeff Bagwell (1998-2001) and Craig Biggio (1995-99)...ranked ninth in the AL in OPS (.889)...ranked among the top-five AL outfielders in runs (2nd), homers (5th), OBP (5th), slugging percentage (5th) and OPS (5th)...set career highs in homers, RBI (85), batting average (.283), slugging percentage (.522) and OPS...ranked second in the AL in batting average with runners in scoring position and two outs (.392, 20x51)...led the AL in OPS in those situations (1.270)...posted a career-low 17.6% strikeout rate...was one of the most strikeout-prone players in the Majors in his 2014 rookie year...has lowered his strikeout rate in every year of his career...33% in 2014, 24.2% in 2015, 23.9% in 2016, 17.6% in 2017...improved his strikeout rate over the course of the season...posted an 11.2% strikeout rate in the second-half of the season, which was the sixth-best mark in the AL...posted a 22% strikeout rate in the first half...became the third Astros player with 27 homers prior to the All-Star Break, joining Lance Berkman (2002) and Jeff Bagwell (1994, 1999)...became the first player in MLB history with 27 homers from the leadoff spot prior to the All-Star Break...posted a career-high contact rate (78.3%) and a career-low swing rate (44.9%)...made his third consecutive Opening Day roster and start...left the game on April 22 at TB with discomfort in his left hamstring... was not placed on the DL but missed three games...placed on the 10-day DL with left quad discomfort on July 28...activated on Aug. 9...hit a leadoff homer on Opening Day on April 3 vs. SEA off RHP Felix Hernandez... became the second player in franchise history to hit a leadoff homer on Opening Day, joining Terry Puhl, who did so twice (April 10, 1980 vs. LAD and April 6, 1978 at CIN)...hit a walkoff homer in the 13th inning on April 5 vs. SEA...was his fourth-career walkoff hit and second-career walkoff homer...the last Astro to hit a walkoff homer that early in a season was Richard Hidalgo in the second game of the 2001 season...also hit a two-run double on April 5 vs. SEA, driving in all five of Houston's runs...the five RBI tied his career high...became the first player to record at least five RBI, all from the leadoff spot in the lineup, and driving in all of his team's runs since Rafael Furcal on July 9, 2004...hit a leadoff homer off LHP Ariel Miranda on April 6 vs. SEA...per Elias, became the first player in club history to hit a leadoff homer one game after hitting a walkoff homer...the last MLB player to do that was Scott Hairston for the Padres from Aug. 3-4, 2007...became the first player in MLB history to hit a leadoff homer one game after hitting a walkoff homer in the month of April...prior to Springer, the last time an AL player hit two leadoff HR within his club's first four games of a season was in 2011 (Sizemore and Kinsler)... on April 9 vs. KC, hit a leadoff homer off RHP Nate Karns and scored the winning run in the 12th inning...became

the first player in Major League history to hit three leadoff homers within his team's first seven games of a season...the only player in MLB history to record three leadoff homers within his team's first 10 games, prior to Springer, was Brian Downing in 1987...tied the club record for most homers within the Astros first seven games of a season (4) and most homers within the team's first 12 games of a season (6)...hit his fourth leadoff homer of the year on April 11 at SEA off LHP Ariel Miranda...became the first player in Major League history to record four leadoff homers within his team's first nine games of a season...played in a Major League-leading 205 team games from 2016 through April 22...was the sixth-longest streak in club history...had a multi-homer game (4th career) in the second game of Houston's doubleheader at NYY on May 14...hit his fifth leadoff homer of the season and then homered again to lead off the 2nd inning...per Elias, became the fourth player in MLB's expansion era (since 1961) to hit home runs to lead off each of the first two innings of a game...joined Chad Curtis (1995), Stan Javier (1999), and Manny Machado (2015)...additionally, became the fourth player in Astros history to homer in the 1st and 2nd innings of a game (Elias), joining Jose Altuve (2016), Lance Berkman (2002) and Craig Biggio (1997)...his two homers snapped a 19-game homerless streak which tied the longest of his career (went homerless over his first 19 games of his career in 2014)...went 4x4 with two homers on May 31 at MIN...was his fifth career multi-homer game...tied a franchise record by reaching in six plate appearances, which was last accomplished on Sept. 20, 2007 by J.R. Towles and Cody Ransom...one of his homers went 473 feet, per Statcast...named the AL Player of the Week for the week of May 29-June 4...during the week, had multiple hits in all six of the Astros games, hitting .500 (15x30) with 11 runs scored, five home runs, nine RBI and a 1.565 OPS (.531 OBP/1.033 SLG)...led the AL in runs, hits, home runs, slugging and OPS during the week...marked his first career Player of the Week award...went 3x5 with two homers, including his sixth leadoff homer of the season, on June 4 at TEX...hit his 82nd career homer in what was his 400th career game on June 11 vs. LAA...marked the second-most homers by an Astros player through his first 400 games, trailing only Lance Berkman (89)...hit 11 homers in June, the most in the AL...marked the most June homers by an Astro since Moises Alou hit 12 in June of 2001...walked in five straight games from June 24-29, tying the longest streak of his career...was elected to start the All-Star Game via the fan vote...became the first Astro to start the All-Star Game in the outfield since Lance Berkman in 2004...on July 7 at TOR, became the first player in club history to have a four-hit, five-RBI game out of the leadoff spot in the lineup...became the 13th player in MLB history to do so, and the first since Charlie Blackmon in 2014...hit a grand slam on Sept. 27 at TEX...was his fourth career grand slam...named the Willie Mays World Series MVP as part of a postseason in which he hit .292 (21x72) with five doubles, six homers, nine RBI and a .997 OPS (.386 OBP/.611 SLG)...became the eighth outfielder to win the World Series MVP award, joining Hall of Famers Frank Robinson (1966), Roberto Clemente (1971) and Reggie Jackson (1973 and 1977), as well as Pedro Guerrero (1981), Manny Ramirez (2004), Jermaine Dye (2005) and Ben Zobrist (2016)...tied Carlos Beltrán (2004) for the franchise record for extra-base hits in a single postseason (11)...overall, it tied for the fourth-most extra-base hits in a single postseason in MLB history, trailing only David Freese (14 in 2011), Nelson Cruz (13 in 2010) and Albert Pujols (13 in 2011)...hit .379 (11x29) in the World Series with three doubles, five homers, seven RBI and eight runs scored, becoming the first player ever to reach those totals in a single World Series...his eight extra-base hits in the World Series marked a new MLB record...surpassed Willie Stargell, who posted seven in the 1979 World Series...his five home runs in the World Series tied Hall of Famer Reggie Jackson (1977) and Chase Utley (2009) for the most in a single Fall Classic...his five homers from the leadoff spot set a new record for a World Series, eclipsing the previous mark of four set by Lenny Dykstra during the 1993 Fall Classic...his six home runs from the leadoff spot in the postseason also tied Dykstra's postseason record of six set in 1993...homered in four consecutive World Series games, becoming the first player to do so in a single World Series...joined Hall of Famers Lou Gehrig and Reggie Jackson as the only players to homer in four consecutive World Series games overall...totaled a record 29 total bases during the World Series, eclipsing the previous mark of 25 shared by Hall of Famers Reggie Jackson (1977) and Willie Stargell (1979)...became the first player ever to record an extra-base hit in six consecutive World Series games...tied a franchise record by recording multiple hits in three straight postseason games...did so twice: Games 5-7 of the World Series, and Games 2-4 of the ALDS...hit a go-ahead, 11th inning two-run homer in Game 2 of the World Series at LAD...gave the Astros their first World Series victory in franchise history...went 2x3 with a solo homer, three walks and three runs scored in Game 5 of the World Series...joined Barry Bonds (2002) as the only players in World Series history to have a game with a homer, three walks and three runs scored...following the season was named the winner of the NY Chapter of the BBWAA Arthur and Milton Richman "You Gotta Have Heart Award" for overcoming challenges of his stutter...was also named the Boston Chapter of the BBWAA "New England Player of the Year".

2016: Was a finalist for an AL Rawlings Gold Glove Award, and was one of five AL Final Vote candidates for the All-Star Game...played in all of Houston's 162 games, becoming the seventh player in club history to play all 162 games of a season, joining Carlos Lee (2007), Craig Biggio (1996-97, 1992), Jeff Bagwell (1999, 1996-97, 1992), Steve Finley (1992), Bill Doran (1987) and Enos Cabell (1978)...was tied for the AL lead in games played with Alcides Escobar and Jonathan Schoop...led the Majors in plate appearances (744), which ranked tied for second all-time in club history for a single season with Craig Biggio's 1997 season, behind only Biggio's 1999 season (749)...hit eight leadoff home runs, which tied a single-season franchise record set by Craig Biggio in 2001...became one of seven players in AL history to record at least eight leadoff homers in a season, joining Ian Kinsler (2016), Alfonso Soriano (2002-03), Jacque Jones (2002), Chuck Knoblauch (1999), Brady Anderson (1996) and Rickey Henderson (1986, 1993)...set career highs in nearly every offensive category, including games (162), at-

bats (644), hits (168), doubles (29), triples (five), homers (29), RBI (82) and walks (88)...ranked tied for sixth in the Majors and fifth in the AL in runs scored (116)...marked the most runs by an Astros player since Jeff Bagwell (126) and Craig Biggio (118) surpassed 116 in 2001...hit 28 of his 29 homers as an outfielder, the most by an Astros player since Carlos Lee hit 31 in 2007...became the second outfielder in club history with a 29-homer, 116-run season, joining Richard Hidalgo (44 homers, 118 runs in 2000)...ranked tied for fourth in the AL in walks (88)...marked the most walks by an Astros player since Lance Berkman walked 97 times in 2009...made 147 starts in right field and one in center field...among AL outfielders, ranked second in walks, tied for third in runs, tied for fifth in homers, sixth in OBP, seventh in OPS, eighth in RBI, eighth in hits and ninth in slugging...ranked tied for fifth among AL outfielders in assists (12), which was good for third among AL right fielders...marked the most assists by an Astros right fielder since Hunter Pence had 16 in 2009...ranked second among AL right fielders in fielding percentage with a .994 mark (2E/318TC)...became the second right fielder in club history to make two errors or less on over 300 total chances, joining Hunter Pence, who made one error on 357 total chances in 2008 (.997 fielding percentage)...became the first player in franchise history to hit three grand slams in a single season...per Elias, became the second player in MLB history to hit a grand slam as a visitor at both Fenway Park and Yankee Stadium (new or old) in the same year, joining Al Rosen (1951)...ranked tied for second in the Majors in games with at least four RBI (five), behind only Kendrys Morales (six)...finished second to Toronto's Michael Saunders in the AL Final Vote balloting...led all 10 AL and NL players in text voting, while finishing second in Twitter voting...made his second consecutive Opening Day roster and start...hit his first career grand slam on April 7 from NY...was the first grand slam in the Majors in 2016...homered in three straight games from April 16-19...hit the 1,500th home run in Minute Maid Park history on May 11 vs. CLE...also became the first Astros player since Lance Berkman (May 2, 2010) to homer once and walk four times in a single game...recorded four RBI in consecutive games from May 13-14, becoming the first Astros player to do so since Carlos Lee from Sept. 22-23, 2011...hit a two-run homer on May 13 at BOS off his former college teammate, Matt Barnes...recorded the four RBI on May 14 at BOS with a grand slam, his second of the season...posted his third-career multi-homer game on May 26 vs. BAL...hit his first career walkoff homer on June 1 vs. ARI in the 11th inning...became the second-quickest player in club history to reach 50 career home runs, reaching the mark in his 241st career game on June 8 at TEX...the only player in club history to reach 50 career homers in a fewer amount of games was Lance Berkman (231 games from 1999-2001)...went 3x5 with a triple, a walk, two runs scored and a grand slam, tying his career high with five RBI on June 24 at KC...tripled to lead off the game, then hit a grand slam later in the 1st inning...per Elias, became the first leadoff hitter to hit a grand slam in the 1st inning of a game since Seattle's Danny Tartabull on April 15, 1986 at CAL...also became the first player in the modern era (since 1900) to hit a triple and a grand slam in the 1st inning of a game...only one other player in the divisional era (1969 to date) had a triple and grand slam in any inning and that was Brandon Inge (April 23, 2004 vs. CLE, 6th inning)...recorded three RBI in both games of a doubleheader vs. MIN on Aug. 11...became the third player in club history to record three RBI out of the leadoff spot in the lineup in consecutive games, joining Joe Morgan (three games in 1965) and Jimmy Wynn (1966)...in Game 2 of the doubleheader, became the third player in club history to record three RBI and three extra-base hits out of the leadoff spot, joining Craig Biggio (five times, last, 2004) and Joe Morgan (two times, last, 1967)...recorded a hit in seven straight at-bats from Sept. 24-26...was one hit shy of tying the franchise record set by Lance Berkman, who hit in eight consecutive at-bats from May 4-8, 2008...ended the season with four consecutive multi-hit games (Sept. 24-27).

2015: Finished fifth among AL outfielders in on-base percentage (.367) and eighth in OPS (.826)...posted career highs in games played (102), hits (107), runs (59), doubles (19), walks (50), steals (16), batting (.276), OBP (.367) and OPS (.826)...hit .296 (40x135) with a .936 OPS (.403 OBP/.533) against southpaws...batted .319 (66x207) with an .880 OPS (.383 OBP/.498 SLG) on the road...his 36 home runs within his first 180 games in the Majors set a club record, previously held by Glenn Davis (35 HR)...hit leadoff in 46 games...his .379 on-base percentage as the leadoff hitter ranked fourth in the AL...made his first career Opening Day roster and start...was placed on the 7-day Concussion Disabled List on May 6 and was activated on May 13...placed on the 15-day DL on July 2 with a right wrist fracture after getting hit by a pitch from RHP Edinson Volquez on July 1 vs. KC...activated from the DL on Sept. 4...on April 12 at TEX, robbed Leonys Martin of a walk-off grand slam in the 10th inning, which helped Houston to a 14th inning win...set a career high in steals (three) while tying his career high in walks (three) for a single game on April 27 at SD...was the fifth time in club history that a player recorded three walks and three steals in a single game, and the first since Michael Bourn did so on April 25, 2010 vs. PIT...on April 28 at SD, tied a career high with five RBI...posted a career-long, 14-game hitting streak from June 7-21, in which he hit .458 (27x59) with four doubles, four homers, seven RBI and a .492 on-base percentage...was the longest hitting streak by an Astro since Jose Altuve hit in 14 straight from Aug. 23-Sept. 7, 2014...went 5x5 with five singles on June 10 at CWS...marked a career-high for hits in a game, and the 12th time in club history that a batter recorded at least five singles in a single game...prior to Springer, the last was Craig Biggio on June 28, 2007 vs. COL, when Biggio reached 3,000 career hits...recorded his first multi-homer game of the year on June 15 vs. COL...hit his first-career leadoff homer on June 19 at SEA, which was also the Astros first leadoff homer of the season...prior to hitting the DL on July 2, ranked fourth among AL outfielders in OPS (.822), fifth in OBP (.365) and homers (13) and sixth in extra-base hits (27)...had a career-long 25-game on-base streak from June 27-Sept. 26...was the second-longest streak by an Astro in 2015, behind Jose Altuve's 29-game run from Aug. 1-Sept. 1...was also the second-longest active on-base streak in the Majors at the time...in his first seven games back from the DL from Sept. 4-12, hit .179 (5x28) with no homers and no RBI...in his next 20 games to close out

the regular season, hit .345 (29x84) with four doubles, two triples, three homers, 12 RBI, two steals and a .952 OPS (.404 OBP/.548 SLG)...ranked seventh in the AL in batting average and OBP in that 20-game span to end the year...played in five games at Double A on rehab assignments, batting .278 (5x18) with one double, two walks and one stolen base...played in one game on May 12 while rehabbing from his concussion...played in four games from Aug. 29-Sept. 3 while rehabbing his fractured right wrist...started every postseason game for Houston in right field...joined Chris Burke (5g), Colby Rasmus (5g), Ken Caminiti (4g) and Glenn Davis (4g) as the only players to start their postseason careers with Houston with a four-game hitting streak...went 5x23 (.217) with two doubles, a homer and three RBI in his six postseason games.

2014: Made his Major League debut after being selected to the Astros roster from Triple A Oklahoma City on April 15, hitting 20 home runs with 51 RBI in just 78 games...was off to a spectacular start to his Major League career before having his season derailed by a left quad strain in July...finished one home run shy of tying the franchise record for home runs by a rookie (Lance Berkman, 21 in 2000)...made 78 starts in the Majors (70 in right field, 7 in center field and 1 as the designated hitter)...entered the season rated as one of the top prospects in the game...was ranked as a top-25 overall prospect by *Baseball America* (No. 18), ESPN.com (No. 19), Baseball Prospectus (No. 20) and MLB.com (No. 21)...was the AL Rookie of the Month for May, becoming the fourth Astros player to win a Rookie of the Month Award, joining Hunter Pence, Kirk Saarloos and Roy Oswalt...became the second rookie in MLB history to hit seven home runs over a seven-game span (May 21-29, 2014), joining Rudy York (Aug. 22-27, 1937) (Elias Sports Bureau)...hit .294 (30x102) with four doubles, one triple, 10 homers, 25 RBI and a 1.032 OPS (.385 OBP/.647 SLG) in May...led all Major League rookies in homers, RBI and OPS during the month, while ranking fifth in batting average and second in hits...set franchise rookie records for home runs (19) and RBI (50) prior to the All-Star Break...ranked among the top 10 Major League rookies (min. 290 at-bats) in home runs (second), RBI (third), slugging (third), walks (fifth) and OBP (fourth)...hit 15 of his 20 home runs on the road, while posting a .257 (38x148) average with 31 RBI away from Minute Maid Park...began the season with Triple A Oklahoma City after being reassigned to minor league camp in Spring Training on March 20...selected to the Major League roster on April 16...played in 78 games with the Astros before being placed on the 15-day Disabled List on July 23 with a left quad strain...remained on the DL through the end of the season, missing 64 games...recorded a hit, a walk and a run scored in his Major League debut on April 16 vs. KC...became the sixth Astros player to put up a line like that in a Major League debut, and the first since James Mouton on April 4, 1994...collected a hit in each of his first five games (April 16-20) to start his career...the last Astros player to record hits in each of his first five MLB games was Jose Altuve, who hit in seven straight games to start his career in 2011...recorded three walks on May 13 vs. TEX...the last Astros rookie with three walks in a game was Luke Scott on Aug. 4, 2006 at ARI...went 2x5 with two home runs and five RBI in what was his 33rd career game on May 24 at SEA...marked single game career-highs in both home runs and RBI...his five runs tied a franchise record, last achieved by Cody Ransom on Sept. 20, 2007...marked the first multi-homer game by an Astros rookie since Hunter Pence hit two on Aug. 31, 2007 at CHC...the last Astro to record a multi-homer game within his first 33 games was Lance Berkman in 1999 (game 10)...went 4x4 with five runs scored, three RBI, two doubles, a home run and a walk on May 26 at KC, becoming the first player in franchise history to reach all of those marks in a single game...became the first rookie in franchise history to homer in four straight games (five total homers May 21-26)...hit a two-run homer in the 1st inning on June 30 vs. SEA, a 445-foot shot to left field...tied for the fifth-longest homer hit by an Astros player at Minute Maid Park and the longest hit to left field...on June 24 vs. ATL, hit a 441-foot home run, which was tied for the eighth longest homer hit by an Astros player at Minute Maid Park...from May 8 (the date of his first homer) through July 19, ranked second in the Majors in home runs (20), trailing only Edwin Encarnacion (22)...played in 13 games at Triple A, hitting .353 (18x51) with four doubles, a triple, three homers, nine RBI, four stolen bases and a 1.106 OPS (.459 OBP/.647 SLG)...posted multi-hit games in five of his last eight games at the level...homered in each of his last two contests at Triple A, including a grand slam on April 15 in a RedHawks' 11-9 win at Colorado Springs...hit .250 (1x4) with a double and three walks in three games on an injury rehab assignment with Class A Quad Cities from Aug. 4-6.

MINOR LEAGUES:

2013: Entered the year ranked as the Astros No. 3 prospect by *Baseball America* for the second consecutive season and was called the organization's Best Athlete and the Best Defensive Outfielder by the publication...went on to have one of the greatest seasons in minor league history after becoming the first minor leaguer to hit 30+ homers while recording 30+ steals since Oakland's Grant Desme in 2009...became the first Astros minor leaguer to reach the 30/30 plateau...named Minor League Baseball's 2013 Offensive Player of the Year and the Astros Minor League Player of the Year after hitting .303 (149x492) with 27 doubles, four triples, 37 homers, 108 RBI, 45 stolen bases and a 1.010 OPS (.411 OBP/.600 SLG) combined between Triple A Oklahoma City (62g) and Double A Corpus Christi (73g)...was one of just nine position players named to *Baseball America's* Minor League All-Star Team...named to MLB.com's All-Prospect Team...finished among the top 10 players in all of the minors in homers (tied for second), total bases (295, third), OPS (third), RBI (fourth), slugging percentage (fifth), runs (tied for fifth) and extra-base hits (68, tied for sixth)...received Texas League Player of the Year honors and was a Midseason and Postseason All-Star after hitting .297 with 19 homers and 23 steals in 73 first-half games with the Double A Corpus Christi Hooks...received the award despite getting a promotion to Triple A at the start of the second half of the season...named the Texas League Player of the Week for the week of May 27-June 3...received the Hooks April Player of the Month Award...at the time of his promotion to Oklahoma City

on June 27, was leading the Texas League in runs (56), extra-base hits (39), and slugging (.579) while ranking tied for first in homers...named the MVP of the Texas League All-Star Game (2x3, 2HR, 3RBI)...after arriving at Triple A, led the Pacific Coast League in runs (49), extra-base hits (29), total bases (136), homers (18), RBI (53), slugging percentage (.626) and OPS (1.050)...received PCL Player of the Week honors for the week of July 8-15...named Oklahoma City's Player of the Month for July...along with Carlos Correa and Delino DeShields, represented the Astros at the 2013 SiriusXM All-Star Futures Game at Citi Field in New York, going 1x3 in the game...**2012:** Entered the season ranked as the Astros No. 3 prospect, Best Athlete, "Best Outfield Arm" and "Best Defensive Outfielder" by *Baseball America*...was a non-roster invitee to Astros Major League Spring Training and appeared in nine games, going 3x9 (.333) with a double and two runs scored...assigned to Class A Advanced Lancaster at the onset of the season, where he earned Midseason and Postseason California League All-Star honors...ranked tied for second in the league in runs scored, third in OPS (.955) and triples, fifth in on-base percentage and slugging percentage, sixth in batting average, tied for eighth in stolen bases and 10th in home runs...earned California League Player of the Week honors for the week beginning on May 14...promoted to Double A Corpus Christi on Aug. 9 and finished the season with the Hooks...combined to hit .302 (153x506) with 21 doubles, 10 triples, 24 home runs, 87 RBI and 32 stolen bases at the two levels...following the season, was named an Organization All-Star by MiLB.com...played for Mesa in the Arizona Fall League after the season, hitting .286 (20x70) with four doubles, three triples, four home runs and 14 RBI in 21 games...named an Arizona Fall League Rising Star...**2011:** Played in eight games for Class A Short-Season Tri-City after signing with the club on Aug. 15...started in center field in all eight contests...went 2x3 with three runs scored, a double and a home run in his second career game on Aug. 29 vs. Lowell...reported to the club's instructional league in Kissimmee, Fla., following the season.

PERSONAL:

George and his wife, Charlise, reside in Houston, Texas.

GEORGE CHELSTON SPRINGER III

Year	Team	AVG	G	AB	R	H	2B	3B	HR	RBI	BB	SO	SB	CS	OBP	SLG	SF	SH	HB	E
2011	Tri-City (A)	.179	8	28	8	5	3	0	1	3	2	2	4	0	.303	.393	0	0	3	0
2012	Lancaster (A)	.316	106	433	101	137	18	10	22	82	56	131	28	6	.398	.557	5	0	6	2
	Corpus Christi (AA)	.219	22	73	8	16	3	0	2	5	6	25	4	2	.288	.342	0	1	1	0
2013	Corpus Christi (AA)	.297	73	273	56	81	20	0	19	55	42	96	23	5	.399	.579	1	2	5	1
	Oklahoma City (AAA)	.311	62	219	50	68	7	4	18	53	41	65	22	3	.425	.626	2	0	4	0
2014	Oklahoma City (AAA)	.353	13	51	17	18	4	1	3	9	9	15	4	0	.459	.647	0	0	1	0
	HOUSTON	.231	78	295	45	68	8	1	20	51	39	114	5	2	.336	.468	2	0	9	7
	Quad Cities (A)#	.250	3	4	1	1	1	0	0	0	3	1	2	0	.571	.500	0	0	0	0
2015	HOUSTON	.276	102	388	59	107	19	2	16	41	50	109	16	4	.367	.459	3	2	8	3
	Corpus Christi (AA)#	.278	5	18	4	5	1	0	0	2	6	1	0	0	.350	.333	0	0	0	0
2016	HOUSTON	.261	162	644	116	168	29	5	29	82	88	178	9	10	.359	.457	1	0	11	2
2017	HOUSTON	.283	140	548	112	155	29	0	34	85	64	111	5	7	.367	.522	4	0	11	1
MINOR LEAGUE TOTALS		.301	292	1099	245	331	57	15	65	207	161	341	88	16	.398	.558	8	3	20	3
MAJOR LEAGUE TOTALS		.266	482	1875	332	498	85	8	99	259	241	512	35	23	.359	.487	10	2	39	13

- Rehab assignment

WILD CARD GAME RECORD

Year	Club/Opp	AVG	G	AB	R	H	2B	3B	HR	RBI	BB	SO	SB	CS	OBP	SLG	SF	SH	HB	E
2015	HOU/NYY	.250	1	4	0	1	1	0	0	0	0	1	0	0	.250	.500	0	0	0	0

DIVISION SERIES RECORD

Year	Club/Opp	AVG	G	AB	R	H	2B	3B	HR	RBI	BB	SO	SB	CS	OBP	SLG	SF	SH	HB	E
2015	HOU/KC	.211	5	19	5	4	1	0	1	3	3	10	0	0	.318	.421	0	0	0	0
2017	HOU/BOS	.412	4	17	4	7	2	0	1	2	2	4	0	0	.474	.706	0	0	0	0
TOTALS		.306	9	36	9	11	3	0	2	5	5	14	0	0	.390	.556	0	0	0	0

CHAMPIONSHIP SERIES RECORD

Year	Club/Opp	AVG	G	AB	R	H	2B	3B	HR	RBI	BB	SO	SB	CS	OBP	SLG	SF	SH	HB	E
2017	HOU/NYY	.233	7	26	1	3	0	0	0	0	4	7	0	0	.233	.115	0	0	0	0

WORLD SERIES RECORD

Year	Club/Opp	AVG	G	AB	R	H	2B	3B	HR	RBI	BB	SO	SB	CS	OBP	SLG	SF	SH	HB	E
2017	HOU/LAD	.379	7	29	8	11	3	0	5	7	5	8	0	0	.471	1.000	0	0	0	0

SPRINGER CAREER TRANSACTIONS

- Selected by Houston in the first round (11th overall) of the June 2011 draft.
- On Disabled List, July 20-Sept. 29, 2014 (left quad strain).
- On Disabled List, May 6-13, 2015 (concussion).
- On Disabled List, July 2-Sept. 4, 2015 (right wrist fracture).
- On Disabled List, July 25-Aug. 9, 2017 (left quad discomfort).

SPRINGER CAREER HIGHS

Hits:	5 -- June 10, 2015 at Chicago (AL)
Home Runs:	2 (7x) -- last, July 7, 2017 at Toronto
RBI:	5 (5x) -- last, July 7, 2017 at Toronto
Stolen Bases:	3 -- April 27, 2015 at San Diego
Longest Hitting Streak:	14 -- June 7-21, 2015
Career Grand Slams (4):	April 6, 2016 at New York (AL) (Michael Pineda) May 14, 2016 at Boston (Clay Buchholz) June 24, 2016 at Kansas City (Edinson Volquez) Sept. 27, 2017 at Texas (Tony Barnette)

LEADOFF HR


PINCH-HIT HR

WALK-OFF HR

No.	Date	Opp.	Pitcher	No.	Date	Opp.	Pitcher	No.	Date	Opp.	Pitcher
1	6/19/15	at SEA	R. Elias	none				1	6/1/16	ARI	Clippard
2	5/26/16	BAL	Gausman					2	4/5/17	SEA	De Jong
3	6/8/16	at TEX	Darvish								
4	7/3/16	CWS	Quintana								
5	7/15/16	at SEA	Paxton								
6	7/25/16	NYN	Pineda								
7	8/19/16	at BAL	Miley								
8	9/4/16	at TEX	Darvish								
9	9/14/16	TEX	Holland								
10	4/3/17	SEA	Hernandez								
11	4/6/17	SEA	Miranda								
12	4/9/17	KC	Karns								
13	4/11/17	at SEA	Miranda								
14	5/14/17	at NYN	Tanaka								
15	6/4/17	at TEX	Perez								
16	6/13/17	TEX	Martinez								
17	6/20/17	at OAK	Gray								
18	6/28/17	OAK	Hahn								

SPRINGER CAREER FIELDING

YEAR	POSITION	PCT.	G	PO	A	E	TC	DP
2017	Outfield	.996	131	243	5	1	249	2
TOTALS	Outfield	.986	458	903	29	13	945	9



MAX STASSI

Born: 3/15/91 in Woodland, CA

Resides: Yuba City, CA

Opening Day Age: 27

ML Service: 1.049

Contract Status: Signed through 2018

Acquired: From Oakland along with IF Chris Carter and RHP Brad Peacock in exchange for IF Jed Lowrie and RHP Fernando Rodriguez on Feb. 4, 2013.

12

C

NO. 11	HEIGHT	WEIGHT
R/R	5'10"	208

CAREER HIGHLIGHTS

- Backstop has appeared in 44 games with Houston in the Majors over the last five seasons (2013-17), batting .253 (20x79) with three homers, three doubles and 11 RBI.
- Made his first career MLB start at catcher on Sept. 10, 2014, at SEA, and went 1x4 with a two-run single...that game was also RHP Nick Tropeano's MLB debut...per Elias, it marked the third time in Astros history that a pitcher and catcher made their first career starts at those positions in the same game...last happened on Oct. 2, 1964 (pitcher: Danny Coombs; catcher: Dave Adlesh).
- Made his Major League debut on Aug. 20, 2013, at TEX and went 2x3, becoming the 12th player in Astros history to record multiple hits in his MLB debut.
- Named a 2017 Pacific Coast League Midseason All-Star, a 2014 Pacific Coast League Midseason All-Star, a 2013 Texas League Postseason All-Star, and a 2010 Midwest League Midseason All-Star...was tabbed as an MiLB.com Organization All-Star in both 2013 with Houston and 2012 with Oakland.
- Had a monstrous July in 2013, hitting 11 homers with 24 RBI in 24 games en route to TOPPS July Double A Texas League Player of the Month honors.
- Rated by *Baseball America* as the 'Best Defensive Catcher' in the Oakland Athletics system for four consecutive seasons (2010-13)...was ranked by the publication as the Astros No. 19 prospect in 2016 and No. 20 prospect in 2015...in Oakland's system, was rated No. 14 in 2013, No. 14 in 2012, No. 6 in 2011 and No. 4 in 2010.

2017: Played in a career-high 14 games with the Astros in the Majors after a strong season at the Triple A level...three of his four hits went for extra-bases (1 double, 2 homers)...made six starts at catcher and appeared in 11 total games at the position...began the year at Triple A after getting outrighted off the 40-man roster on March 21...selected to the Major League roster on Aug. 14...placed on the 10-day DL on Aug. 25 with left hand inflammation...activated from the DL on Sept. 4...went 2x4 with a homer in his first Major League game of the season...his first three hits in the Majors went for extra-bases...in 73 games at Triple A Fresno, hit .266 (64x241) with 14 doubles, 12 homers, 33 RBI and an .856 OPS (.383 OBP/.473 SLG)...was named to the Triple A Pacific Coast League Midseason All-Star Team...appeared in three rehab games with Double A Corpus Christi, batting 4x9 (.444) with two homers and four RBI.

2016: Played in nine games at the Major League level in a season spent mostly at Triple A Fresno...made two starts at catcher with the Astros in eight total games at the position...opened the season on the 15-day Disabled List while recovering from a hook of the hamate fracture in his left wrist...was activated from the DL



NOTES

- Graduated from Yuba City (CA) High School in 2009...hit .538 with 11 home runs and 38 RBI as a senior in 2009 and was named the Tri-County Conference Co-Player of the Year...finished his high school career with a .513 batting average.
- Selected by Oakland in the fourth round of the 2009 draft...signed by A's scout Jermaine Clark...entering the draft, was ranked by *Baseball America* as the Best Pure Hitter with the Best Strike-Zone Judgement among the entire high school class.
- **IN THE COMMUNITY:** From 2009-14, Max and his brother Brock, an infielder in the Twins organization, held six charity events titled "Homers for the Hungry"...the home run derby styled event, which was held at Yuba City High School's Winship Field, raised more than \$100,000 for 12 local food banks and Hands of Hope, a charity that offers support to homeless children, youths and parents, during its six-year run.
- His father, Jim, spent two seasons (1982-83) in the Giants organization where he pitched at the Class A, Double A and Triple A levels... Max is also related to Myril Hoag, who played 13 seasons in the Majors for the Yankees, Browns, White Sox and Indians from 1931-45.
- Was added to the Astros 40-man roster after getting selected from Double A on Aug. 20, 2013...is signed to a one-year contract that runs through the 2018 season.

and optioned to Fresno on May 8...was recalled to Houston on May 10 and optioned again on May 12...recalled to Houston for a final time on Sept. 5...started his first game of the season with Houston on May 11 vs. CLE...recorded his lone Major League hit of the season on Oct. 2 at LAA in a start at catcher...made a four-game rehab stint at Triple A from May 4-8 prior to his activation from the DL...recorded two hits and an RBI during the stint...overall, in 69 games at Triple A hit .230 (56x243) with 12 doubles, seven homers and 32 RBI.

2015: Played in 11 games with Houston after being recalled from Triple A on Aug. 29...made four starts at catcher...hit his first career homer on Sept. 19 vs. OAK in Houston's 10-6 win...spent the majority of the season at Triple A, where he hit .211 (62x294) with eight doubles, two triples, 13 homers and 43 RBI in 84 games...hit well in August, batting .294 (20x68) with three homers, 16 RBI and an .822 OPS (.351 OBP/.471 SLG) in 19 games at Triple A...following the season, played for Indios de Mayaguez in the Panama Winter League, batting .280 (7x25) with one homer and four RBI in eight games.

2014: Played in seven games as a September call-up...started four games at catcher...entering the season was ranked as the Astros No. 19 prospect by MLB.com...attended Spring Training with Houston and was optioned to minor league camp on March 10...started the season with Triple A Oklahoma City, where he played in 101 games...recalled to the Majors on Sept. 2...made his first career MLB start at catcher on Sept. 10 at SEA, and went 1x4 with a two-run single...was also RHP Nick Tropeano's MLB debut...was behind the plate for 17 of Tropeano's 23 outings at Triple A ...per Elias, it marked the third time in franchise history that the Astros had a pitcher and catcher make their first career starts at those positions in the same game...last happened on Oct. 2, 1964 (pitcher: Danny Coombs; catcher: Dave Adlesh)...caught all four of Tropeano's starts for Houston...tallied a hit in five of his seven games in the Majors...recorded his first-career extra-base hit, a double on Sept. 22 at TEX...was a Pacific Coast League Midseason All-Star...hit .247 (97x392) with 20 doubles, nine homers and 45 RBI in his 101 games at the Triple A level.

2013: Played the majority of the season at Double A Corpus Christi but made his Major League debut in August...played in two games with the Astros before sustaining a mild concussion on Aug. 23...made his MLB debut on Aug. 20 at TEX and went 2x3...became the 12th player in Astros history to record multiple hits in their MLB debut and the second of the season, joining OF Robbie Grossman (2x5 on April 24 vs. SEA)...prior to Grossman and Stassi, the last Astro to have a multi-hit game in his MLB debut was IF Orlando Miller (2x4) on July 8, 1994 at CHC...started his first two games at DH before making his first Major League appearance at catcher on Sept. 23 (caught 3.0 innings)...missed time during Spring Training with a sports hernia and was sent to Double A for the start of the 2013 season...suffered an oblique strain that pushed back his 2013 debut with Double A Corpus Christi to May 2...played in 79 games with the Double A Hooks before getting selected to the Major League roster on Aug. 20...suffered a mild concussion after getting hit in the face by a RHP Tanner Scheppers fastball on Aug. 21 at TEX...was placed on the seven-day concussion DL from Aug. 22-Sept. 23...hit .277 (80x289) with 20 doubles, 17 homers, 60 RBI and a .529 slugging percentage in 76 games at Double A...had a monstrous July, hitting .333 (29x87) with four doubles, one triple, 11 homers, 24 RBI and a 1.185 OPS in 24 games...was named the TOPPS Texas League Player of the Month for July and the Hooks Player of the Month...homered in five consecutive games from July 15-21 and hit 10 in 15 games from July 15-31...led the Texas League in batting average (.318), homers (16), slugging (.659) and OPS (1.026) in the second half of play...22-year-old did most of his damage against pitchers that were older than him in 2013, clubbing 16 of his 17 homers against older competition (.524 SLG)...hit .286 with 15 homers against righties and .246 with two homers against lefties.

MINOR LEAGUES:

2012: Batted .268 with 15 home runs and 45 RBI in 84 games with Class A Advanced Stockton in a season cut short due to two stints on the disabled list...led the California League in sacrifice flies (11)...12 of his 15 round-trippers were solo shots...appeared exclusively at catcher on defense where he played in 66 games...tossed out 19-of-80 (23.8%) attempted basestealers...was named the 'Best Defensive Catcher' in the A's farm system by *Baseball America*...played for Phoenix in the Arizona Fall League following the season and batted .271 with a home run and 11 RBI in 13 games...**2011:** Appeared in just 31 games for Class A Advanced Stockton, all at designated hitter...recorded 16 walks and a .331 on-base percentage...was limited to DH duties as he was rehabbing a right shoulder strain...was placed on the disabled list May 21 and later underwent season-ending surgery on the shoulder...**2010:** Spent his first full professional season at Class A Kane County...committed 14 errors in 95 games at catcher for a .984 fielding percentage...tossed out 42 of 125 (33.6%) attempted basestealers, which was the fourth-best percentage in the Midwest League...was named the A's sixth-best prospect by *Baseball America* following the season...was also named the 'Best Defensive Catcher' in the A's organization in the publication's Best Tools survey...hit his first professional home run on April 10 at Wisconsin...was named to the Midwest League Midseason All-Star Team and had a single in two at-bats for the West squad in the June 22 game...went 2x6 (.333) with a walk in two postseason games for the Cougars...**2009:** Was the A's fourth-round pick in the 2009 draft and signed at the deadline on Aug. 17...went 0x1 with a walk in one game with the A's affiliate in the Arizona League (Aug. 22) before he was transferred to Class A Vancouver the next day...hit .286 with eight RBI in 13 games with the Canadians...appeared in eight games at catcher...singled on Aug. 24 at Salem-Keiser for his first professional hit...named the A's fourth-best prospect and 'Best Defensive Catcher' by *Baseball America* following the season.

MAX ROBERT STASSI

Year	Team	AVG	G	AB	R	H	2B	3B	HR	RBI	BB	SO	SB	CS	OBP	SLG	SF	SH	HB	E
2009	AZL Athletics (R)	.000	1	1	0	0	0	0	0	0	1	1	0	0	.500	.000	0	0	0	0
	Vancouver (R)	.286	13	49	3	14	4	0	0	8	2	11	0	0	.340	.367	0	0	0	2
2010	Kane County (R)	.229	110	411	54	94	21	1	13	51	45	141	3	3	.310	.380	3	1	5	14
2011	Stockton (A)	.231	31	121	22	28	6	0	2	19	16	22	1	1	.331	.331	0	0	2	0
2012	Stockton (A)	.268	84	314	48	84	18	0	15	45	27	83	3	1	.331	.468	11	0	8	5
2013	Corpus Christi (AA)	.277	76	289	40	80	20	1	17	60	19	68	1	1	.333	.529	5	2	8	6
	HOUSTON	.286	3	7	0	2	0	0	0	1	0	2	0	0	.375	.286	0	0	1	0
2014	Oklahoma City (AAA)	.247	101	392	49	97	20	2	9	45	22	103	1	0	.296	.378	2	3	6	3
	HOUSTON	.350	7	20	2	7	2	0	0	4	0	6	0	0	.350	.450	0	0	0	1
2015	Fresno (AAA)	.211	84	294	37	62	8	2	13	43	26	93	1	1	.279	.384	3	2	4	2
	HOUSTON	.400	11	17	4	6	0	0	1	2	1	5	0	0	.438	.600	0	1	0	0
2016	Fresno (AAA)#	.230	69	243	21	56	12	1	7	32	20	65	1	0	.294	.374	0	1	2	1
	HOUSTON	.077	9	13	1	1	0	0	0	0	0	5	0	0	.077	.077	0	0	0	0
2017	Fresno (AAA)	.266	73	241	54	64	14	0	12	33	38	67	1	1	.383	.473	0	0	8	3
	HOUSTON	.167	14	24	5	4	1	0	2	4	6	4	0	0	.323	.458	1	0	0	1
	Corpus Christi (AA)#	.444	3	9	5	4	1	0	2	4	3	3	0	0	.615	1.222	0	0	1	0
MINOR LEAGUE TOTALS		.247	645	2364	333	583	124	7	90	340	219	657	12	8	.319	.419	24	9	45	34
MAJOR LEAGUE TOTALS		.253	44	79	12	20	3	0	3	11	7	22	0	0	.318	.405	1	1	1	2

- Rehab assignment

STASSI CAREER TRANSACTIONS


- Selected by Oakland in the fourth round of the June 2009 draft.
- Acquired by Houston from Oakland along with IF Chris Carter and RHP Brad Peacock in exchange for IF Jed Lowrie and RHP Fernando Rodriguez on Feb. 4, 2013.
- On Disabled List, Aug. 22-Sept. 23, 2013 (concussion).
- On Disabled List, March 29-May 8, 2016 (left wrist hook of the hamate fracture).
- On Disabled List, Aug. 25-Sept. 4, 2017 (left hand inflammation).

STASSI GAME HIGHS

Hits: 2 (5x) -- last, Aug. 15, 2017 at Arizona
Home Runs: 1 (3x) -- last, Aug. 23, 2017 vs. Washington
RBI: 2 (3x) -- last, Aug. 15, 2017 at Arizona
Stolen Bases: none
Longest Hitting Streak: 4 -- Aug. 30-Sept. 7, 2015
Career Grand Slams: none

STASSI CAREER FIELDING

YEAR	POSITION	PCT	G	PO	A	E	TC	DP	SB	CS	PB
2017	Catcher	.986	11	70	1	1	72	0	2	1	0
	First Base	1.000	1	3	0	0	3	0	-	-	-
TOTALS	Catcher	.988	36	154	8	2	164	1	11	4	3
	First Base	1.000	1	3	0	0	3	0	-	-	-



NON-ROSTER INVITEE

MYLES STRAW

Born: 10/17/94 in Garden Grove, CA **Resides:** Bradenton, FL
Opening Day Age: 23 **ML Service:** 0.000
Contract Status: Signed through 2018
Acquired: Selected in the 12th round of the June 2015 draft.

73

OF

12.1 11.0 17.9

R/R 5'10 179

TABLE OF CONTENTS

STRAW

PLAYER DEVELOPMENT

2017 REVIEW

OPPONENTS

HISTORY AND RECORDS

SPRING TRAINING

MEDIA INFORMATION

MINUTE MAID PARK

CAREER HIGHLIGHTS

- Has been an on-base and stolen base machine in his three seasons in the Astros minor league system... in 272 career games, has hit .308 (320x1038) with 45 doubles, 16 triples, 26 homers, 84 RBI, 81 steals and a .401 on-base percentage.
- Received Class A Advanced Carolina League Midseason and Postseason All-Star recognition in 2017 after hitting .295 (129x437) with 36 steals and a .412 on-base percentage in 114 games with Buies Creek...led the Carolina League in on-base percentage.
- Tabbed by *Baseball America* as a Low Class A All-Star in 2016...led the minors with a .358 (124x346) batting average, adding 21 steals and a .423 on-base percentage.

MINOR LEAGUES:

2017: Received Class A Advanced Carolina League Midseason and Postseason All-Star recognition after hitting .295 (129x437) with 36 steals and a .412 on-base percentage in 114 games with Buies Creek...led the Carolina League in on-base percentage...was promoted to Double A at the end of the season, playing in 13 games with the Hooks...named the MiLB.com Carolina League Player of the Month for June...hit .375 (36x96) with 12 steals and a .958 OPS (.479 OBP/.479 SLG) in 24 games during the month...**2016:** Tabbed by *Baseball America* as a Low Class A All-Star after leading the minors with a .358 (124x346) batting average...added 21 steals and a .423 on-base percentage in a season at Class A Quad Cities (68g) and Class A Advanced Lancaster (19g)...named Quad Cities Player of the Month for June and July...hit .326 (28x86) in June, and .423 (44x104) with a .478 OBP in July...**2015:** Hit .268 (56x209) with 22 stolen bases and a .355 on-base percentage in 58 games with Rookie Level Greenville.

NOTES

- Graduated from Braden River High School in Bradenton, Fla. in 2013...named a 2013 Florida Region Honorable Mention by Perfect Game.
- Attended St. Johns River State College and excelled...hit .413 with 16 steals and a .472 on-base percentage in his 2015 season en route to First Team Mid-Florida Conference honors...also named the MFC Defensive Player of the Year.
- Selected by the Astros in the 12th round of the 2015 draft...was signed by Astros scout John Martin.
- Was invited to Major League Spring Training for the first time in his career this season... is signed to a one-year contract through the 2018 season.

MYLES JAMES NOBLE STRAW

Year	Team	AVG	G	AB	R	H	2B	3B	HR	RBI	BB	SO	SB	CS	OBP	SLG	SF	SH	HB	E
2015	Greenville (R)	.268	58	209	47	56	10	3	0	13	29	51	22	9	.355	.344	3	6	1	0
2016	Quad Cities (A)	.374	68	270	40	101	14	6	0	22	29	58	17	10	.432	.470	2	6	0	4
	Lancaster (A)	.303	19	76	21	23	4	0	1	5	11	17	4	2	.393	.395	1	1	1	1
2017	Buies Creek (A)	.295	114	437	81	129	17	7	1	41	87	70	36	9	.412	.373	3	4	2	3
	Corpus Christi (AA)	.239	13	46	9	11	0	0	0	3	7	9	2	0	.340	.239	0	1	0	0
MINOR LEAGUE TOTALS		.308	272	1038	198	320	45	16	2	84	163	205	81	30	.401	.388	9	18	4	8

STRAW CAREER TRANSACTIONS

- Selected by Houston in the 12th round of the June 2015 draft.



ROOKIE ROSTER INVITEE

GARRETT STUBBS

Born: 5/26/93 in San Diego, CA

Resides: Del Mar, CA

Opening Day Age: 24

ML Service: 0.000

Contract Status: Signed through 2018

Acquired: Selected in the eighth round of the June 2015 draft.

77

C

HT	WEIGHT	MLB
L/R	5'10"	167

CAREER HIGHLIGHTS

- Backstop has hit .267 (209x784) with 45 doubles, 29 steals and a .361 on-base percentage in 220 career games in the Astros minor league system from 2015-17.
- Has thrown out close to half of all attempting basestealers in his 185 career games behind the dish, recording a caught stealing percentage of 43.8% (60CS/137ATT).
- Has been an All-Star in each of the past two seasons... was named a 2017 Texas League Midseason All-Star, and a 2016 California League Midseason All-Star.

MINOR LEAGUES:

2017: Received Double A Texas League Midseason All-Star honors in a season where he also reached the Triple A level for the first time in his career... combined to bat .232 (79x340) with 18 doubles and a .328 on-base percentage between Fresno (23g) and Corpus Christi (75g)...posted a caught stealing percentage of 39.5% (15CS/38ATT) in his 64 games at catcher with the Hooks...ranked third in the Texas League in caught stealing percentage (min. 30 attempts)...**2016:** Was a California League Midseason All-Star and an MLB.com Organization All-Star in a season split between Class A Advanced Lancaster (55g) and Double A Corpus Christi (31g)...hit .304 (99x326) with 22 doubles, one triple, 10 homers, 54 RBI, 15 steals and an .860 OPS (.391 OBP/.469 SLG) between the two levels...recorded a caught stealing percentage of 50.9% (27CS/53ATT) in 67 games at catcher between Corpus Christi and Lancaster...hit .328 (20x61) against left-handed pitching and .298 (79x265) against right-handed pitching...was highly efficient on the basepaths, recording 15 steals in 18 attempts (83.3 stolen base percentage)...began the season with Lancaster and ended up leading all California League catchers in caught stealing percentage (57.1%, 16CS/28ATT, min. 20 ATT)...batted .291 (60x206) with 19 extra-base hits, 38 RBI and an .827 OPS (.385 OBP/.442 SLG) in 55 games at the level...received a promotion to Double A at the beginning of July and improved upon his offensive numbers at Lancaster...hit .325 (39x120) with nine doubles, four homers and a .918 OPS (.401 OBP/.517 SLG) in 31 games with the Hooks...received Lancaster May Player of the Month honors and Corpus Christi July Player of the Month honors...**2015:** Played in 36 games in the minors after getting drafted by Houston...hit .263 (31x118) with a .369 OBP between Class A Quad Cities (25g) and Class A Short Season Tri-City (11g)...threw out seven-of-nine (77.7%) attempting base stealers at Tri-City...posted a 55.6% caught stealing percentage (15CS/27ATT) between the two levels.

NOTES

- Is a 2011 graduate of Torrey Pines HS in San Diego, Ca...was a four-year letterwinner on the baseball team and received All-CIF San Diego honors twice in his career...also named All-North County and All-Avocado League First Team in his junior and senior seasons.
- Played four seasons at the University of Southern California from 2012-15...started his career with the Trojans in the outfield before becoming the program's everyday catcher.
- During his senior season in 2015, won the Johnny Bench Award as the top catcher in NCAA Division I baseball...batted .346 with 20 stolen bases and a .435 OBP, helping to lead the Trojans to their first NCAA regional berth in nine seasons (hit .563 during the regional)...was also named the Pac-12 Defensive Player of the Year and received First Team All-Pac 12 honors...recorded a caught stealing percentage of 52.8% (28CS/53ATT) on the year.
- Drafted by the Astros in the eighth round of the 2015 draft...was signed by Astros scout Tim Costic.
- Was invited to his second career Major League Spring Training this year...is signed to a one-year contract that runs through 2018.

GARRETT PATRICK STUBBS

Year	Team	AVG	G	AB	R	H	2B	3B	HR	RBI	BB	SO	SB	CS	OBP	SLG	SF	SH	HB	E
2015	Tri-City (A)	.235	11	34	5	8	0	0	0	2	7	3	2	0	.366	.235	0	1	0	0
	Quad Cities (A)	.274	25	84	15	23	5	0	0	5	14	2	1	0	.370	.333	2	3	0	0
2016	Lancaster (A)	.291	55	206	35	60	13	0	6	38	29	37	10	3	.385	.442	4	0	5	0
	Corpus Christi (AA)	.325	31	120	23	39	9	1	4	16	14	11	5	0	.401	.517	1	0	2	2
2017	Corpus Christi (AA)	.236	75	263	36	62	13	0	4	25	32	44	8	0	.324	.331	1	1	3	3
	Fresno (AAA)	.221	23	77	11	17	5	0	0	12	11	15	3	0	.341	.286	0	0	3	2
MINOR LEAGUE TOTALS		.267	220	784	125	209	45	1	14	98	107	112	29	3	.361	.380	8	5	13	7

STUBBS CAREER TRANSACTIONS

- Selected by Houston in the eighth round of the June 2015 draft.



NON-ROSTER INVITE

NICK TANIELU

Born: 9/4/92 in Huntsville, AL **Resides:** Pullman, WA
Opening Day Age: 25 **ML Service:** 0.000
Contract Status: Signed through 2018
Acquired: Selected in the 14th round of the June 2014 draft.

81

IF

YEAR	START	END
R/R	5'11"	218

CAREER HIGHLIGHTS

- Infielder has hit at every level he has played at in the Astros system...owns a career .297 (346x1165) batting average with 68 doubles, nine triples, 20 homers, 187 RBI and a .343 on-base percentage in 304 games in the minors from 2014-17.
- Missed virtually all of 2017 while recovering from a right knee injury.
- Was a Midwest League Midseason and Postseason All-Star in 2015 while with Quad Cities.
- Named the New York-Penn League All-Star Game Top Star in 2014...went 3x3 with an RBI as the starting DH in the game.

MINOR LEAGUES

2017: Missed virtually all of the season while recovering from a right knee injury...played in two games with the GCL Astros, going 2x5 with a double and an RBI...**2016:** Hit .285 (145x508) with 24 doubles, three triples, 11 homers, 76 RBI and a .327 OBP in 130 games between Double A Corpus Christi (95g) and Class A Advanced Lancaster (35g)...was named the Lancaster Player of the Month in April after hitting .301 (22x73) with six doubles, one triple, two homers, 11 RBI, two steals and an .835 OPS in 19 games during the month...was named an MiLB.com Organization All-Star...**2015:** Spent the entire season at Class A Quad Cities, batting .308 (129x419) with 27 doubles, 70 RBI and a .354 on-base percentage in 110 games...was a Midwest League Midseason and Postseason All-Star...named Quad Cities Player of the Month for July...**2014:** Was a New York-Penn League Midseason All-Star after hitting .300 (70x233) with 16 doubles and a .353 on-base percentage in 62 games with Tri-City in what was his first professional season...named the Top Star of the New York-Penn League All-Star Game after going 3x3 with an RBI as the starting DH in the game...received Tri-City Player of the Month honors for July.

NOTES


- Last name is pronounced: tan-ee-AY-loo.
- Lettered in baseball and football at Federal Way High School in Washington...was a four-time All-State selection...set school records for homers and RBI in his sophomore year... graduated in 2011.
- Attended Washington State University... hit .340 in 2014, receiving All-Pac-12 Conference Team honors.
- Drafted by the Astros in the 14th round of the 2014 draft...was signed by Astros scout Paul Gale.
- Is signed to a one-year contract that runs through 2018...was invited to his first Major League Spring Training camp this year.

NICKLAUS DANIEL TANIELU

Year	Team	AVG	G	AB	R	H	2B	3B	HR	RBI	BB	SO	SB	CS	OBP	SLG	SF	SH	HB	E
2014	Tri-City (A)	.300	62	233	29	70	16	2	3	40	16	48	2	1	.353	.425	2	1	4	10
2015	Quad Cities (A)	.308	110	419	55	129	27	4	6	70	30	65	2	8	.354	.434	9	0	5	14
2016	Lancaster (A)	.372	35	137	23	51	9	2	4	29	7	22	5	1	.405	.555	2	0	2	6
2016	Corpus Christi (AA)	.253	95	371	35	94	15	1	7	47	22	60	1	1	.298	.356	3	2	3	12
2017	GCL Astros (R)	.400	2	5	0	2	1	0	0	1	0	0	0	0	.500	.600	0	0	1	0
MINOR LEAGUE TOTALS.		.297	304	1165	142	346	68	9	20	187	75	195	10	11	.343	.422	16	3	15	42

TANIELU CAREER TRANSACTIONS

- Selected by Houston in the 14th round of the June 2014 draft.



ROOKIE ROSTER INVITEE

TRENT THORNTON

Born: 9/30/93 in Charlotte, NC **Resides:** Charlotte, NC
Opening Day Age: 24 **ML Service:** 0.000
Contract Status: Signed through 2018
Acquired: Selected in the fifth round of the June 2015 draft.

67

RHP

HT	WT	DOB
6'0"	188	

CAREER HIGHLIGHTS

- Right-handed starter has compiled a 23-11 record and a 4.16 ERA (149ER/322IP) in 64 career games (56 starts) in the Astros minor league system from 2015-17.
- Is ranked by MLB.com as the No. 27 prospect in the Astros system.
- Has exhibited impeccable control throughout his minor league career, allowing just 54 walks in 322.0 career innings for a 1.51 walks per 9.0 innings ratio...ranked second among all Triple A Pacific Coast League pitchers in walks per 9.0 innings in 2017, posting a 1.80 mark (23BB/115IP).

MINOR LEAGUES

2017: Spent the majority of his season at Triple A Fresno, but went a combined 9-6 with a 5.21 ERA (76ER/131.1IP) and 101 strikeouts between Fresno (21g) and Double A Corpus Christi (4g)...began the season with the Hooks and made four appearances (three starts)...went 1-2 with a 6.06 ERA (11ER/16.1IP)...moved up to Triple A at the end of April and remained at that level through the end of the year...went 8-4 with a 5.09 ERA (65ER/115IP) in 21 games (20 starts) with the Grizzlies...posted the second-best walks per 9.0 innings ratio (1.80, 23BB/115IP) in the Pacific Coast League...ended the season with three straight quality starts, going 2-1 with a 2.25 ERA (5ER/20IP)...tied a career-high with 8.0 innings in his final outing of the year at Salt Lake on Sept. 2, allowing two runs on six hits in a Fresno win...**2016:** Split his season between Double A Corpus Christi (7g) and Class A Advanced Lancaster (17g), combining to go 10-5 with a 3.52 ERA (53ER/135.2IP) and 124 strikeouts versus 21 walks in 24 games (21 starts)...began the season at Lancaster, going 7-4 with a 4.12 ERA (41ER/89.2IP) and 89 strikeouts...was named the Lancaster July Pitcher of the Month after going 4-0 with a 2.70 ERA (8ER/26.2IP), two walks and 28 strikeouts in four starts during July...moved up to Corpus Christi at the end of July and excelled, going 3-1 with a 2.35 ERA (12ER/46IP) and 35 strikeouts with five walks to end his year...**2015:** Began his professional career at Class A Short Season Tri-City, posting a 4-0 record with a 3.27 ERA (20ER/55IP) in 15 games (12 starts).



NOTES

- Graduated from Ardrey Kell High School in Charlotte, N.C. in 2012.
- Went on to attend the University of North Carolina, where he compiled a 22-12 record and a 2.82 ERA in 63 career games...was named a freshman All-American by *Baseball America*, Perfect Game, the NCBWA and Louisville Slugger in 2013 after setting a freshman school-record with 12 wins...was a Golden Spikes Award midseason watch list selection as a sophomore in 2014.
- Drafted by the Astros in the fifth round of the 2015 draft and signed by Astros scout Tim Bittner.
- Is signed to a one-year contract that runs through 2018...was invited to his first Major League Spring Training camp this year.

TRENT EDWARD THORNTON

Year	Team	W	L	ERA	G	GS	CG	SHO	SV	IP	H	R	ER	HR	HB	BB	SO	WP	BK	AVG
2015	Tri-City (A)	4	0	3.27	15	12	0	0	0	55.0	62	21	20	2	1	10	48	7	1	.286
2016	Lancaster (A)	7	4	4.12	17	14	1	1	0	89.2	91	46	41	14	2	16	89	10	0	.265
	Corpus Christi (AA)	3	1	2.35	7	7	0	0	0	46.0	42	12	12	5	0	5	35	0	0	.243
2017	Corpus Christi (AA)	1	2	6.06	4	3	0	0	0	16.1	25	14	11	2	0	0	13	1	0	.329
	Fresno (AAA)	8	4	5.09	21	20	0	0	0	115.0	137	71	65	12	5	23	88	3	0	.295
MINOR LEAGUE TOTALS		23	11	4.16	64	56	1	1	0	322.0	357	164	149	35	8	54	273	21	1	.280

THORNTON CAREER TRANSACTIONS

- Selected by Houston in the fifth round of the June 2015 draft.



NON-ROSTER INVITE

KYLE TUCKER

Born: 1/17/97 in Tampa, FL

Resides: Tampa, FL

Opening Day Age: 21

ML Service: 0.000

Contract Status: Signed through 2018

Acquired: Selected in the first round (fifth overall) of the June 2015 draft.

79

OF

TECH	STATUS	ORDER
L/R	6'4	194

CAREER HIGHLIGHTS

- Left-handed hitting outfielder is widely regarded as the Astros best position player prospect, and one of the best overall prospects in the game...is ranked by MLB.com as the No. 8 prospect in baseball.
- In three minor league seasons (2015-17), has hit .272 (307x1128) with 70 doubles, 14 triples, 37 homers, 192 RBI and a .341 on-base percentage with 71 steals in 96 attempts (74.0%).
- Was named the Astros 2017 Minor League Player of the Year after a standout season split between Double A Corpus Christi and Class A Advanced Buires Creek...hit .274 (127x464) with 33 doubles, five triples, 25 homers, 90 RBI, 21 steals and an .874 OPS (.346 OBP/.528 SLG) in 120 games between the two levels...was one of 10 players in the minors to reach 20 homers and 20 steals on the season.
- Started in right field at the 2017 SiriusXM All-Star Futures Game, going 1x3 with an RBI.
- Was named to the 2017 Arizona Fall League Rising Stars Game.
- Was an MLB.com Organization All-Star in 2016 and 2017...received Midwest League Midseason All-Star honors in 2016.

MINOR LEAGUES

2017: Was named the Astros Minor League Player of the Year after hitting .274 (127x464) with 33 doubles, five triples, 25 homers, 90 RBI, 21 steals and an .874 OPS (.346 OBP/.528 SLG) in 120 games between Double A Corpus Christi (72g) and Class A Advanced Buires Creek (48g)...was one of 10 players in all of minor league baseball to reach 20 homers and 20 steals on the season...at 20 years old, was one of the youngest players in both leagues he played in...was the fifth-youngest position player in the Carolina League, and the second-youngest position player in the Texas League...began the season at Buires Creek, where he hit .288 (51x177) with 12 doubles, nine homers, 43 RBI and a .932 OPS (.379 OBP/.554 SLG) in 48 games...went 4x5 with two doubles,


NOTES

- Graduated from H.B. Plant High School in Tampa, Fla. in 2015...batted .484 with a .581 OBP and 10 home runs as a senior en route to receiving 2015 Florida Gatorade Player of the Year honors, an award that has been won by Derek Jeter, Chipper Jones, David Price, Roy Halladay and Lance McCullers Jr...was a two-time Tampa Tribune Baseball Athlete of the Year award winner.
- His older brother is former Astros outfielder and current Braves outfielder Preston Tucker...Kyle broke Preston's Plant High School record for most career home runs by hitting 31 in his career.
- Was selected by the Astros with the fifth overall pick in the 2015 draft...was committed to the University of Florida, but chose to sign with the Astros and scout John Martin.
- Is signed to a one-year contract that runs through the 2018 season...was invited to his first Major League Spring Training as an NRI this year.

one homer and seven RBI on April 15 at Winston-Salem...named the Astros April Minor League Player of the Month after hitting .301 (25x83) with seven doubles, three triples, three homers, 23 RBI, six steals and a .939 OPS (.372 OBP/.566 SLG) in 23 games in April...led the Carolina League in RBI and ranked tied for first in extra-base hits during the month...had back-to-back multi-homer games from May 6-7 at Myrtle Beach...reached base safely in 27 consecutive games from April 20-May 20...was promoted to Double A on May 30...at the time of his promotion, ranked fourth in the Carolina League in OPS and fifth in homers...went on to hit .265 (76x287) with 21 doubles, 16 homers, 47 RBI and an .837 OPS (.325 OBP/.512 SLG) in 72 games at Corpus Christi...represented the Astros at the 2017 SiriusXM All-Star Futures Game, starting in right field and going 1x3 with an RBI...was named an MiLB.com Organization All-Star...played for Mesa in the Arizona Fall League and was named an AFL Rising Star...hit .214 (18x84) with six doubles and nine RBI in 22 games in the AFL...**2016:** Received Midwest League Midseason All-Star honors in his first full minor league season...hit .285 (123x432) with 25 doubles, seven triples, nine homers, 69 RBI, 32 steals and a .360 on-base percentage in 117 games split between Class A Advanced Lancaster (16g) and Class A Quad Cities (101g)...was an MiLB.com Organization All-Star...began the year at Quad Cities, hitting .276 (103x373) with 19 doubles in 101 games...named the River Bandits May Player of the Month...received Midwest League Player of the Week honors for the week of Aug. 1-7...hit .339 (20x59) with 11 extra-base hits and a 1.096 OPS in 16 games with Lancaster to end the season...**2015:** Made his pro debut, hitting .246 (57x232) in 63 games with the GCL Astros (33g) and Greenville Astros (30g)...hit well at Greenville, batting .286 (32x112) with nine doubles and 20 RBI in 30 games.

KYLE DANIEL TUCKER

Year	Team	AVG	G	AB	R	H	2B	3B	HR	RBI	BB	SO	SB	CS	OBP	SLG	SF	SH	HB	E
2015	GCL Astros (R)	.208	33	120	19	25	3	2	2	13	9	14	4	2	.267	.317	1	2	1	0
	Greenville (A)	.286	30	112	11	32	9	0	1	20	7	15	14	2	.322	.393	2	0	0	1
2016	Quad Cities (A)	.276	101	373	43	103	19	5	6	56	40	75	31	9	.348	.402	9	0	6	3
	Lancaster (A)	.339	16	59	13	20	6	2	3	13	10	6	1	3	.435	.661	0	0	0	0
2017	Buies Creek (A)	.288	48	177	31	51	12	4	9	43	24	45	13	5	.379	.554	2	0	3	2
	Corpus Christi (AA)	.265	72	287	39	76	21	1	16	47	22	64	8	4	.325	.512	3	0	5	1
MINOR LEAGUE TOTALS		.272	300	1128	156	307	70	14	37	192	112	219	71	25	.341	.457	17	2	15	7

TUCKER CAREER TRANSACTIONS

- Selected by Houston in the first round (fifth overall) of the June 2015 draft.



NON-ROSTER INVITEE

FRAMBER VALDEZ

Born: 11/19/93 in Palenque, DR **Resides:** San Cristobal, DR
Opening Day Age: 24 **ML Service:** 0.000
Contract Status: Signed through 2018
Acquired: Signed as a non-drafted free agent on March 18, 2015.

72

LHP

2017 2018 2019
 L/L 5'11 222

TABLE OF CONTENTS

VALDEZ

PLAYER DEVELOPMENT

2017 REVIEW

OPPONENTS

HISTORY AND RECORDS

SPRING TRAINING

MEDIA INFORMATION

MINUTE MAID PARK

CAREER HIGHLIGHTS

- Left-handed pitcher is ranked by MLB.com as the No. 12 prospect in the Astros system.
- In three seasons in the Astros minor league system (2015-17), he has gone 15-14 with a 3.76 ERA (92ER/220.1IP) and 241 strikeouts in 55 games (29 starts).
- While he was not a member of Major League Spring Training camp in 2017, he did impress in five Spring Training games with the Astros as a minor league call-up...struck out seven batters in his 7.0 innings with the Major League club in 2017 Spring Training.
- Pitched in the Arizona Fall League in 2017, going 1-1 with a 3.20 ERA (7ER/19.2IP) and 14 strikeouts in six starts for the Mesa Solar Sox.

NOTES

- Was signed by the Astros as a 21-year-old non-drafted free agent out of the Dominican Republic on March 18, 2015... signed by Astros scouts Oz Ocampo, Tom Shafer, Roman Ocumarez and David Brito.
- Is signed to a one-year contract that runs through 2018...was invited to his first Major League Spring Training camp this year.

MINOR LEAGUES

2017: Went a combined 7-8 with a 4.16 ERA (51ER/110.1IP) and 126 strikeouts in 25 games (18 starts) between Double A Corpus Christi (12g) and Class A Advanced Buies Creek (13g)...impressed in five Spring Training games with the Astros as a minor league call-up, striking out seven batters in 7.0 innings...began the season at Buies Creek, where he went 2-3 with a 2.79 ERA (19ER/61.1IP), 29 walks, 73 strikeouts and a .185 opponent batting average in 13 games (9 starts)...his final start at the level was a gem on June 28 vs. Carolina...struck out 11 batters over 8.0 innings of one-run ball, surrendering just three hits...was then moved up to Double A Corpus Christi where he posted a 5-5 record and a 5.88 ERA (32ER/49IP) with 53 strikeouts in 12 games (9 starts)...pitched in the Arizona Fall League in 2017, going 1-1 with a 3.20 ERA (7ER/19.2IP) and 14 strikeouts in six starts for the Mesa Solar Sox...**2016:** Pitched at four levels in the Astros system, combining to go 4-5 with a 3.19 ERA (26ER/73.1IP) and 79 strikeouts...began the year at Rookie Level Greeneville...allowed two runs in two starts and 10.2 innings (1.69 ERA), striking out 15...was named the Appalachian League Pitcher of the Week for the week of June 27-July 3...threw 6.0 shutout innings on July 2 vs. Kingsport, striking out eight and allowing one hit...moved up to Tri-City and went 2-1 with a 3.74 ERA (9ER/21.2IP) and 28 strikeouts in five games (2 starts)...was promoted to Class A Quad Cities and also found success, posting a 3.06 ERA (12ER/35.1IP) and 35 strikeouts with one complete game in six starts...ended the year at Class A Advanced Lancaster, making one start (3ER/5.2IP)...**2015:** Began his professional career with the Dominican Summer League Astros, going 4-1 with a 3.68 ERA (15ER/36.2IP) and 36 strikeouts in 16 games.

FRAMBER VALDEZ PINALES

Year	Team	W	L	ERA	G	GS	CG	SHO	SV	IP	H	R	ER	HR	HB	BB	SO	WP	BK	AVG
2015	DSL Astros Blue (R)	4	1	3.68	16	0	0	0	3	36.2	36	19	15	1	2	17	36	9	1	.259
2016	Greeneville (R)	1	0	1.69	2	2	0	0	0	10.2	7	2	2	0	1	3	15	0	1	1.179
	Tri-City (A)	2	1	3.74	5	2	0	0	0	21.2	22	10	9	0	2	7	28	1	0	.259
	Quad Cities (A)	1	3	3.06	6	6	1	0	0	35.1	31	15	12	1	1	11	35	2	0	.244
	Lancaster (A)	1	0	4.76	1	1	0	0	0	5.2	8	5	3	0	0	2	1	0	0	.333
2017	Buies Creek (A)	2	3	2.79	13	9	0	0	1	61.1	41	24	19	3	3	29	73	6	1	1.185
	Corpus Christi (AA)	5	5	5.88	12	9	0	0	0	49.0	60	33	32	4	5	23	53	3	1	3.06
MINOR LEAGUE TOTALS		15	14	3.76	55	29	1	0	4	220.1	205	108	92	9	14	92	241	21	4	.246

VALDEZ CAREER TRANSACTIONS

- Signed as a non-drafted free agent on March 18, 2015.



JUSTIN VERLANDER

Born: 2/20/83 in Manakin Sabot, VA

Resides: Beverly Hills, CA

Opening Day Age: 35

ML Service: 12.002

Contract Status: Signed through 2019

Acquired: From Detroit along with a PTBNL (OF Juan Ramirez) in exchange for OF Daz Cameron, RHP Franklin Perez and C Jake Rogers on Aug. 31, 2017.

35

RHP

HT	WEIGHT	SEASON
R/R	6'5"	225

CAREER HIGHLIGHTS

- The six-time All-Star, 2017 ALCS Most Valuable Player, 2011 AL Most Valuable Player, 2011 AL Cy Young Award winner and 2006 AL Rookie of the Year has pitched 13 seasons in the Majors with the Tigers (2005-17) and Astros (2017).
- Owns a career 188-114 (.623) record with a 3.46 ERA (979ER/2545IP), 23 complete games, seven shutouts and 2,416 strikeouts in 385 starts...among active Major League pitchers, ranks third in career wins, third in strikeouts, fourth in starts, fourth in innings pitched, fifth in complete games and seventh in winning percentage.
- Has led the American League in strikeouts four times (2016, 2012, 2011, 2009) and ranks tied for 41st all-time in Major League history with RHP Luis Tiant (2,416)...is one of 13 pitchers in MLB history with 200 strikeouts in at least seven seasons...his 2,373 strikeouts in a Tigers uniform ranked second in club history to LHP Mickey Lolich (2,679).
- Is one of the greatest postseason pitchers of all-time...has gone 11-6 (.647) with a 3.07 ERA (46ER/135IP) and 150 strikeouts in 22 career postseason appearances (21 starts)...ranks fourth in postseason strikeouts and tied for fifth in postseason wins all-time in MLB history.
- Has won four AL Pitcher of the Month awards (May 2009, June 2011, September 2012, July 2016) and one AL Rookie of the Month award (May 2006)...is a six-time AL Player of the Week award winner (May 28, 2006, June 17, 2007, May 8, 2011, June 19, 2011, Sept. 18, 2011, Sept. 30, 2012).
- Is one of 28 pitchers in Major League history with two career no-hitters...only RHP Nolan Ryan (7), LHP Sandy Koufax (4) and RHP Bob Feller (3) have more...both of Verlander's no-hitters came with the Tigers (June 12, 2007 vs. MIL and May 7, 2011 vs. TOR).
- Began his Astros career by going 9-0 in his first nine games with the club (five regular season, four postseason)...posted a 1.23 ERA (8ER/58.2IP) and 67 strikeouts in that span, which included wins in Games 1 and 4 of the ALDS vs. BOS, and Games 2 and 6 of the ALCS vs. NYY.
- Received 2017 ALCS MVP honors after going 2-0 with a 0.56 ERA (1ER/16IP) in two starts, striking out 21 while allowing only 10 hits and two walks...had a complete game, 13-strikeout effort in Game.

NOTES

- Graduated from Goochland High School (VA) in 2001...was All-Metro and All-Region.
- Attended Old Dominion University...in 2002, was the Colonial Athletic Association's Rookie of the Year and a First-Team Freshman All-American by Collegiate Baseball and *Baseball America* after leading the conference with a 1.90 ERA...saw action with Team USA during the summer of 2003, and helped lead the club to the silver medal at the Pan American Games...was one of 10 finalists for the Roger Clemens Award as the nation's top collegiate pitcher in 2004...set a single-season school record with 151 strikeouts in 2004...set a career school record with 427 strikeouts.
- Selected by Detroit with the second overall pick in the first round of the 2004 draft...signed by Tigers scout Bill Buck.
- **IN THE COMMUNITY:** Organized the Wins for Warriors Foundation, which launched a grant-making program to provide financial assistance to military and veteran families that have been impacted by Hurricane Harvey...also personally donated \$100,000 towards starting the fund, and committed his playoff share to Wins for Warriors...the Astros Foundation matched the grants awarded up to \$100,000.
- Participated in multiple charitable organizations and efforts throughout the state of Michigan, including: Michigan Humane Society, John D. Dingell Veterans Affairs Medical Central, Veterans Affairs Ann Arbor Healthcare System, Detroit Tigers Foundation and Bon Secours Richmond Healthcare Foundation.
- Was the recipient of the inaugural Bob Feller Act of Valor Award in 2013 for his dedication to service men and women...was the Tigers nominee for the 2014 Roberto Clemente Award.
- Acquired by Houston from Detroit with a PTBNL (OF Juan Ramirez) in a five-player deal on Aug. 31, 2017...is under contract with the Astros through the 2019 season.

- Named the American League Most Valuable Player and was unanimously voted the AL Cy Young Award winner in 2011...became the 10th pitcher in Major League history to win both the Most Valuable Player and Cy Young Awards during the same season...joined RHP Don Newcombe (1956), LHP Sandy Koufax (1963), RHP Bob Gibson (1968), RHP Denny McLain (1968), LHP Vida Blue (1971), RHP Rollie Fingers (1981), LHP Guillermo Hernandez (1984), RHP Roger Clemens (1986) and RHP Dennis Eckersley (1992)...joined Newcombe (1956) to become the second player in history to win the MVP, Cy Young and Rookie of the Year Awards.
- Earned a spot on the U.S. Team for the Futures Game held at Comerica Park prior to Major League Baseball's 2005 All-Star Game...tossed a scoreless inning as he started for the U.S. Team.

2017: Helped lead the Astros to their first World Series Championship title, taking home ALCS MVP honors... eclipsed the 200 strikeout mark in a season split between the Astros and Tigers (219 total)...marked the seventh time in his career where he reached at least 200 strikeouts...marked his 10th career season with at least 200 innings pitched...joined LHP Mark Buehrle as the only pitchers since 2005 with 10 seasons of 200+ innings... ranked among the top AL pitchers in quality starts (T-1st, 23), strikeouts (6th, 219), innings pitched (3rd, 206.0), opponent batting average (4th, .221), strikeouts per 9.0 innings (8th, 9.57) and ERA (8th)...ranked second in MLB in pitches per game (107.0), behind Chris Sale (107.1)...posted an average fastball velocity of 95.2 miles per hour (per Fangraphs, 4th in the AL)...had not thrown that consistently hard since the 2010 season (96.1 mph)...went on an incredible run starting at the beginning of July...over his last 16 starts (since July 8), went 10-3 with a 1.92 ERA (23ER/108IP), 127 strikeouts and a .173 opponent batting average...14 of those 16 starts were quality starts...in that span, ranked second in the AL in ERA, second in innings pitched and first in opponent batting average...made five starts with the Astros to end the regular season...finished the month of September with a 5-0 record and a 1.06 ERA...per Elias, since 1913 (the first year earned runs were kept in both leagues) only four other pitchers went 5-0 or better with an ERA below 2.00 in the month of September after being acquired from another team: LHP Art Nehf in 1919 (5-0, 1.36 ERA for the Giants), RHP Doyle Alexander in 1987 (5-0, 0.71 ERA for the Tigers), RHP Randy Johnson in 1998 (5-0, 1.41 ERA for the Astros) and RHP Doug Fister in 2011 (5-0, 0.53 ERA for the Tigers)...finished the season on a season-long, six-game winning streak (Aug. 30-Sept. 27)...was his longest winning streak since a career-long 12-game streak from July 21-Sept. 18, 2011...took a winning decision in each of his first five starts in an Astros uniform...the winning streak to start his Astros career ranked second in franchise history...trailed only RHP Roger Clemens (7, April 7-May 11, 2004)...had a dominant postseason, going 4-1 with a 2.21 ERA (9ER/36.2IP) across five starts and one relief appearance...earned the Esurance MLB Award for "Best Major Leaguer, Postseason," which he split with teammate Jose Altuve...his ERA ranked 12th all-time among AL pitchers in a single postseason (min. 30IP)...struck out 38 batters, which ranked as the ninth-most in Major League history in a single postseason...were the most since LHP Madison Bumgarner fanned 45 in 2014...was named the ALCS MVP after going 2-0 with a 0.56 ERA (1ER/16IP) in two starts, striking out 21 while allowing only 10 hits and two walks...pitched an epic Game 2, tossing a complete game, allowing just one run on five hits with 13 strikeouts...made his ninth career Opening Day start with the Tigers...remained with the Tigers until Aug. 31, when he was traded to Houston in exchange for three prospects...took the win on April 4 against CWS, in what was his ninth career Opening Day start, all coming with the Tigers...nine Opening Day starts ranked third in Tigers history behind RHP Jack Morris (11) and RHP George Mullin (10)...gave up two runs on six hits across 6.1 innings in the Tigers 6-3 win...struck out 10 batters, which tied for the most by a Tigers pitcher on Opening Day since 1913, equaling the mark set by RHP Jean Dubuc in 1914 vs. the St. Louis Browns and LHP Mickey Lolich in 1966 at the New York Yankees and 1970 at the Washington Senators...on July 2 vs. CLE, snapped his streak of having struck out at least one batter in 331 consecutive games, which dated back to May 4, 2007...the streak ranked as the longest streak among active pitchers and was tied with RHP Curt Schilling for the sixth-longest streak among all pitchers since 1913...struck out 10 batters on Aug. 4 at BAL...was his 40th double-digit strikeout game with the Tigers, which ranked second in Tigers franchise history...trailed only LHP Mickey Lolich (54)...made his Astros debut on Sept. 5 at SEA...allowed just one run on six hits over six innings in the Astros 3-1 win...was the first start in his career that was not with the Tigers...in his second start with Houston, led the club to a 1-0 win over the Angels...pitched 8.0 shutout innings of one-hit ball...moved to 2-0 with a 0.64 ERA (1ER/14IP) and 16 strikeouts in two starts with the Astros...per Elias, only one other pitcher in Astros history went 2-0 with at least 16 strikeouts and an ERA as low as Verlander's over his first two starts with the team: RHP Collin McHugh in 2014 (2-0, 0.59 ERA, 19 SO)...on Sept. 17 vs. SEA, made his Minute Maid Park debut...allowed only one run off three hits and a walk over 7.0 innings in the Astros AL West Division clinching 7-1 win over Seattle...struck out 10 batters...it was his fourth double-digit strikeout performance and first with the Astros...was the third time that he earned the win in a playoff clinching situation...previously did it on Sept. 24, 2006 and Sept. 24, 2014 while with Detroit...pitched 7.0 scoreless innings of one-hit ball on Sept. 22 vs. LAA at Minute Maid Park...struck out six batters and walked two in the Astros 3-0 victory...allowed one hit, which tied his lowest total of the year...in three starts from Sept. 12-22, allowed just four hits (23IP) for a .075 opponent batting average (5x67)...threw his fifth double-digit strikeout game on Sept. 27 at TEX (11 strikeouts)...was his final regular season start...pitched at least 6.0 innings in each of his last 14 starts...was the longest active streak in the Majors...did not allow more than two runs in his final eight starts...went 7-0 with a 1.31 ERA (8ER/55IP) and 69 strikeouts in that span...recorded at least six strikeouts while walking three batters or less in each of his last 14 starts...was the second longest streak of his career, behind a 22-game run from June 25, 2011-April 21, 2012, and longest active streak by a Major League pitcher...won his first postseason appearance of the season

in Game 1 of the ALDS vs. BOS...gave up two runs in 6.2 innings...moved to 5-0 with a 2.24 ERA (14ER/56.1IP) in nine career starts in the Division Series...became the second pitcher in MLB history to post a five-game winning streak in the Division Series...joined RHP John Smoltz, who went 7-0 in 16 career Division Series games from 1995-2009...made his first-ever relief appearance in the Major Leagues in Game 4 of the ALDS at BOS...got the win after throwing 2.2 innings of relief in Houston's 5-4 win to clinch the ALDS and advance to the ALCS...entered the game with one on and no outs in the 5th inning and gave up a two-run homer to the first batter he faced (Benintendi)...did not allow another hit over the rest of his outing, as he recorded eight outs to bridge the game over to RHP Ken Giles, who got a 2.0-inning save...marked the third time in his career that he pitched in a potential series clinching game in the postseason, and the first time in his career that he gave up a run in a potential series clinching game...improved to 3-0 with a 0.46 ERA (1ER/19.2IP), four walks and 21 strikeouts in those games...the other two games were starts in Game 5 of the 2012 ALDS at OAK, and Game 5 of the 2013 ALDS at OAK...threw a complete game in Game 2 of the ALCS vs. NYY...was the 14th postseason complete game with 13+ strikeouts in the Majors since 1903...last was RHP Tim Lincecum in Game 1 of the 2010 NLDS...set a new personal postseason single game-high with 13 strikeouts...was his fifth game of 11-or-more strikeouts in his postseason career, breaking a tie with LHP Randy Johnson for the most such games in postseason history...124 pitches were the most in a postseason game since LHP Dallas Keuchel threw 124 in Game 3 of the 2015 ALDS vs. KC...led Houston to a 7-1 win, tossing 7.0 scoreless innings and allowing five hits and one walk with eight strikeouts in Game 6 of the ALCS vs. NYY...improved to 4-1 with a 1.21 ERA (5ER/37.1IP) and 41 strikeouts in five career postseason starts in elimination games...extended his scoreless innings streak in elimination games to 24.0 total innings...became the first pitcher in MLB postseason history to throw three consecutive scoreless starts in elimination games...became the second pitcher in club history to throw at least 7.0 scoreless innings in an elimination game, joining RHP Brandon Backe (2005 World Series Game 4)...joined RHP John Smoltz as the only pitchers in MLB postseason history with three starts of at least 7.0 innings and zero runs in elimination games...notched his 11th career postseason win in Game 6 of the ALCS...struck out eight Yankees batters, giving him 21 strikeouts in the ALCS...became the fourth pitcher in MLB history to strike out 20 Yankees batters in a single postseason series, joining RHP Bob Gibson (31 in the 1964 World Series), RHP Curt Schilling (26 in the 2001 World Series) and RHP Sandy Koufax (23 in the 1963 World Series)...became the eighth pitcher in MLB history to get the win in each of his first four games of a single postseason...joined RHP Michael Wacha (2013), LHP Cole Hamels (2008), RHP Josh Beckett (2007), RHP Curt Schilling (2001), LHP David Wells (1998), RHP John Smoltz (1996) and RHP Dave Stewart (1989)...took the loss in Game 6 of the World Series, despite giving up only two runs across 6.0 innings with nine strikeouts...was his first loss as an Astro...following the 2017 season was named the NY Chapter of the BBWAA co-winner of the Babe Ruth Award as Postseason MVP...shared the honors with teammate Jose Altuve.

2016: Started 34 games with the Tigers and compiled a 16-9 record with a 3.04 ERA (77ER/ 227.2IP) and 254 strikeouts...led the American League with 254 strikeouts, the most strikeouts he's had in a season since 2009 (269)...marked the fourth time in his career he has led the AL in strikeouts...his 254 strikeouts were the most by a pitcher in his age-33 season-or-older since LHP Randy Johnson struck out 290 in 2004...had a career-high eight games with 10-or-more strikeouts, which were the most by a Detroit pitcher since RHP Max Scherzer also had eight games with double-digit strikeouts in 2013...led the AL with a 1.00 WHIP, which was the lowest WHIP he's had in a season since posting a 0.92 WHIP in 2011, while he ranked second in the AL with a 3.04 ERA, 227.2 innings pitched and a .207 (171x827) opponent batting average, tied for second with 34 games started, third with 10.04 strikeouts per 9.0 innings, tied for fifth with two complete games and tied for sixth with 16 wins...finished second in voting conducted by the BBWAA for the 2016 AL Cy Young Award...named Tiger of the Year by the Detroit chapter of the BBWAA...selected the Tigers nominee for the 2016 Marvin Miller Man of the Year award, which goes to the player whose on-field performance and contributions to his community most inspire others to higher levels of achievement...picked up the third hit of his Major League career with a single in the second inning on April 5 at MIA...marked the first time a Tigers pitcher has recorded a hit on Opening Day since LHP Mickey Lolich on April 6, 1971 vs. CLE...became the first AL pitcher to have a hit on Opening Day since LHP Ken Holtzman and RHP Bill Parsons in 1972...tossed his first complete game of the season on May 13 at BAL, allowing one run on four hits with two walks and eight strikeouts in 8.0 innings...also threw a complete game on July 30 vs. HOU...struck out 10 batters on May 18 vs. MIN to reach the 2,000 career strikeout mark...struck out Eddie Rosario to end the 4th inning for his 2,000th strikeout, becoming the second pitcher in Tigers history to reach 2,000 strikeouts, joining LHP Mickey Lolich, and the 76th in MLB history...named the Tigers Pitcher of the Month for May after starting six games during the month and posting a 2-3 record with a 3.16 ERA (15ER/ 42.2IP) and 46 strikeouts...finished the month tied for the AL lead with 46 strikeouts, while he was second with 42.2 innings pitched and fourth with a .185 opponent batting average...earned his 10th win of the season on July 25 at BOS, allowing a run on five hits with two walks and five strikeouts in 6.0 innings...marked the 10th time in his career he has won 10-or-more games, which tied with RHP Tommy Bridges for the fifth-most, 10-win seasons in Tigers history...only RHP Hooks Dauss (14), LHP Mickey Lolich (12), RHP Jack Morris (11) and RHP George Mullin (11) had more 10-win seasons in franchise history...named the AL Player of the Month for July after compiling a 4-0 record with a 1.69 ERA (42.2IP/8ER) and 48 strikeouts...led the AL with 48 strikeouts in July, while he was tied for the AL lead with 42.2 innings pitched, second with a .171 opponent batting average, tied for second with a 0.89 WHIP, third with a 1.69 ERA and tied for third with four wins...allowed two runs-or-fewer in eight straight starts from July 2-Aug. 10, which ranked as the second-longest streak of his career,

trailing only a streak of nine straight starts from May 29-July 10, 2011...threw a career-long 11 straight quality starts from July 15-Sept. 5, which was the longest streak by an AL pitcher in 2016...led the AL with 27 quality starts in 2016...picked up his 15th win of the season in the second game of the doubleheader on Sept. 22 at MIN, throwing 6.0 innings and allowing two runs on four hits with two walks and 11 strikeouts...marked his eighth 15-win seasons as a member of the Tigers...according to the Elias Sports Bureau, Verlander became one four pitchers who debuted in the era of free agency with eight 15-win season for one team, joining RHP Jack Morris, who had 10 for the Tigers, LHP Tom Glavine, who had nine for the Braves and RHP Greg Maddux, who had 11 for the Braves...selected Tigers Pitcher for the month of September after posting a 2-1 record with a 1.93 ERA (7ER/32.2IP), 24 hits allowed, 10 walks and 48 strikeouts in five starts...led the AL with 48 strikeouts in September, while he was third with a 1.93 ERA, sixth with a .203 (24x118) opponent batting average and eighth with a 1.04 WHIP...finished the season by allowing three runs-or-fewer in 17 of his last 18 starts dating back to July 1...over the 18-start stretch, posted a 9-3 record with a 1.98 ERA (27ER/123IP), 81 hits allowed, 29 walks and 147 strikeouts...led the AL with a 1.98 ERA, 147 strikeouts, a .184 opponent batting average and a 0.89 WHIP during the stretch, while he was tied for the AL lead with 123.0 innings pitched...Left-handed hitters posted a .187 (76x406) batting average, while righthanders batted .226 (95x421) against him...went 10-5 with a 3.07 ERA (44ER/129IP) and 151 strikeouts in 19 starts at Comerica Park, while he was 6-4 with a 3.01 ERA (98.2IP/33ER) and 103 strikeouts in 15 road starts...ranked sixth in the AL with a 3.07 home ERA, while he was seventh with a 3.01 road ERA.

2015: Completed his 10th season with the Tigers, starting 20 games and compiling a 5-8 record with a 3.38 ERA (50ER/133.1IP) and 113 strikeouts...sidelined from April 8-June 13 with a right triceps strain...began an injury rehab assignment with Triple A Toledo on May 31...made two rehab starts with the Mud Hens and had a 0-0 record with a 3.24 ERA (3ER/8.1IP), 10 hits allowed, two walks and 12 strikeouts...reached the 2,000.0 career innings mark on July 5 vs. TOR...became the 11th pitcher in Tigers history to throw 2,000.0 innings... named Tigers Pitcher of the Month for August after posting a 1-3 record with a 1.50 ERA (6ER/36IP) and 36 strikeouts in five starts...ranked third in the AL in ERA during August, while he was fifth with a .177 opponent batting average and tied for ninth in strikeouts...carried a no-hitter into the ninth inning on Aug. 26 vs. LAA and finished the game with a one-hit shutout, allowing two walks and nine strikeouts...the performance marked his 21st career complete game and his first since July 31, 2012 at BOS, while the shutout was the seventh of his career and first since May 18, 2012 vs. PIT...allowed just one earned run over four starts from Aug. 9-26, compiling a 0.31 ERA (1ER/29IP)...according to the Elias Sports Bureau, it was the lowest ERA for Verlander over any four-start span in his Major League career...selected the Tigers Pitcher of the Month for September after going 3-2 with a 3.27 ERA (15ER/41.1IP) and 33 strikeouts in six starts...ranked second in the AL in innings pitched during September...finished the season by recording a quality start in 12 of his last 14 starts...over the 14-start stretch, he posted a 2.27 ERA (99.1IP/25ER) with 74 hits allowed, 20 walks and 91 strikeouts...his 2.27 ERA led all American League pitchers dating back to July 24.

2014: Tabbed the Tigers Opening Day starter for the seventh straight year as he completed his ninth full season at the Major League level with the Tigers...recorded his eighth straight season with 200-or-more innings pitched...joined RHP James Shields and LHP Mark Buehrle as the only pitchers in the majors to toss 200-or-more innings for eight straight seasons...won 15 games on the season to become one of five Tigers pitchers to record at least 15 wins in seven-or-more seasons...he joined RHP Jack Morris (10 seasons), LHP Mickey Lolich (eight seasons), LHP Hal Newhouser (seven seasons) and RHP Hooks Daus (seven seasons) in accomplishing the feat...rated as possessing the third-best curveball in the American League by *Baseball America*...tabbed the Tigers nominee for the Roberto Clemente Award, given annually to the player that best exemplifies the game of baseball, sportsmanship, community involvement and the individual's contribution to his team, as voted on by baseball fans and members of the media...compiled a 3-1 record, a 2.48 ERA (11ER/40IP) and 31 strikeouts in six starts during March/April...recorded a season-high, four-game winning streak April 12-May 4...posted a 2.73 ERA (10ER/33IP) and 33 strikeouts during the five-start stretch...knocked the first two hits of his Major League career on April 12 at SD...finished the day 2x3 with a run scored to become the fourth pitcher in franchise history to have a multi-hit game since the start of Interleague play in 1997...tossed a quality start in seven of his first eight starts to begin the season...missed his scheduled start on Aug. 16 vs. SEA due to right shoulder soreness...notched the 150th win of his Major League career on Sept. 8 vs. KC to become the seventh active pitcher in the majors with 150 wins and the eighth pitcher in franchise history to win 150 games...compiled a 3-1 record, a 3.89 ERA (15ER/34.2IP) and 27 strikeouts in five starts during September.

2013: Selected to the American League's All-Star squad for the sixth time in his career as he completed his eighth full season at the Major League level with the Tigers...registered 217 strikeouts during the season, marking the fifth straight season he has fanned 200-or-more batters...his streak of five straight seasons with 200-or-more strikeouts is the longest by a Tigers pitcher since LHP Mickey Lolich did so in six straight seasons (1969-74)...finished fourth in the American League with 217 strikeouts and 218.1 innings pitched...surpassed 200.0 innings for Detroit for the seventh straight season, tossing 218.1 innings...his streak of 200.0-or-more innings pitched was the longest by a Tigers pitcher since RHP Jack Morris also did so in seven straight seasons from 1982-88...rated as possessing the second-best curveball in the American League by *Baseball America*...earned the nod as the Tigers starter on Opening Day on April 1 at MIN, marking the sixth consecutive season

he has served as Detroit's Opening Day starter...was the first Tigers pitcher to start six consecutive Opening Days since RHP Jack Morris started 11 straight (1980-90)...fanned 12 batters on April 18 at SEA, his first of four starts on the season with a double-digit strikeout total...struck out a season-high 13 batters on May 27 vs. PIT, 12 batters on Sept. 23 at MIN and 10 batters on Sept. 29 at MIA...posted a 3-2 record, a 1.83 ERA (8ER/39.1IP) and 41 strikeouts in six starts during April...ranked fifth in the American League with a 1.83 ERA, while he was tied for fifth with 41 strikeouts...recorded a season-best, four-game winning streak May 22-June 7...posted a 4.85 ERA (14ER/25IP) and 33 strikeouts during that stretch...compiled a 1-2 record, a 2.27 ERA (10ER/39.2IP) and 48 strikeouts in six games during September...ranked second in the American League with 48 strikeouts, while he was seventh with a 2.27 ERA...did not allow a run, while striking out 21 in two starts (15.0IP) during the ALDS vs. OAK...earned the win in Game 5 of the ALDS for the second straight year...compiled a 1-1 record, a 0.39 ERA (1ER/23.1P) and 31 strikeouts in three starts during the postseason.

2012: Selected to the American League's All-Star squad for the fifth time in his career as he completed his seventh full season at the Major League level with the Tigers...selected to start for the American League during the All-Star Game in Kansas City...marked the 10th time a Tigers pitcher has been selected to start the game...topped the American League with 238.1 innings pitched and 239 strikeouts, while he finished second with a 2.64 ERA, .217 opponent batting average, 7.25 hits per 9.0 innings and 3.98 strikeouts per walk, tied for third with 9.0 strikeouts per 9.0 innings and tied for fourth with 17 wins...led the American League with six complete games...marked the most complete games by a Tigers pitcher during a single season since RHP Steve Sparks tossed eight complete games in 2001...led the American League in strikeouts in each of the previous two seasons...first Tigers pitcher to lead the league in strikeouts in back-to-back seasons since RHP Jim Bunning did so in 1959 and 1960...posted 17 wins during the season, marking the sixth time during his career he has registered 17-or-more wins...became the fifth pitcher in Tigers history with at least six seasons of 17-or-more wins...won 17-or-more games in each of his previous four seasons, marking the longest such streak by a Tigers pitcher since LHP Hal Newhouser posted six consecutive seasons with 17-or-more wins (1944-49)...registered 239 strikeouts during the season, marking the fourth straight season he fanned 200-or-more batters...his streak of four straight seasons with 200-or-more strikeouts is the longest by a Tigers pitcher since LHP Mickey Lolich did so in six straight seasons (1969-74)...surpassed 200.0 innings for Detroit for the sixth straight season, tossing 238.1 innings...his streak with 200.0-or-more innings pitched was the longest by a Tigers pitcher since RHP Jack Morris did so in seven straight seasons (1982-88)...with 17 wins during the season, he passed RHP Virgil Trucks (114), RHP Denny McLain (117), RHP Jim Bunning (118), RHP Dan Petry (119) and RHP Frank Lary (123) to move into 10th place in Tigers history with 124 wins...with 239 strikeouts during the season, he passed RHP George Mullin (1,380) and RHP Jim Bunning (1,406) to move into fifth place in Tigers history with 1,454 strikeouts...named to The *Sporting News*' American League All-Star squad following the season...tabbed the best pitcher and rated as possessing the best fastball and curveball and second-best control in the American League by *Baseball America*...earned the nod as the Tigers starter on Opening Day on April 5 vs. BOS, marking the fifth consecutive season he has served as Detroit's Opening Day starter...first Tigers pitcher to start five consecutive Opening Days since RHP Jack Morris started 11 straight (1980-90)...worked eight shutout innings against the Red Sox in a no-decision, marking the first time a Tigers pitcher has worked eight-or-more shutout innings on Opening Day since LHP Mickey Lolich went the distance in a 5-0 win at Washington on April 6, 1970...made the 200th start of his Major League career on April 5 vs. BOS...became the 19th pitcher in Tigers history to start at least 200 games for the club...worked eight-or-more innings in each of his first three starts of the season April 5-16...became the first Tigers pitcher to do so since Jack Morris opened the 1988 season by tossing eight-or-more innings in each of his first three starts...fanned seven-or-more batters in each of his first four starts of the season April 5-21...joined LHP Hal Newhouser and LHP Mickey Lolich as the only Tigers pitchers since at least 1918 to have at least four straight starts with seven-or-more strikeouts to begin a season...Newhouser accomplished the feat in four starts to begin the 1946 season, while Lolich did so in his first five starts of the 1970 season...compiled a season-high, five-game winning streak April 16-May 18...selected the Tigers Pitcher of the Month for April...had a 2-1 record, a 2.41 ERA (10ER/37.1IP) and 35 strikeouts in five starts during the month...fourth in the American League with 35 strikeouts during April, while he finished eighth with a 2.41 ERA...fired a one-hit shutout vs. PIT on May 18 at Comerica Park, losing his no-hit bid on a single by Josh Harrison with one out in the 9th inning...fanned 12 batters on May 18 vs. PIT, his first of four starts during the season with a double-digit strikeout total...struck out 14 batters on Aug. 6 vs. New York (AL), 12 batters on Aug. 23 vs. TOR and 11 batters on Sept. 2 vs. CWS...selected the Tigers Pitcher of the Month for May...finished 3-2 with a 2.66 ERA (13ER/44IP) and 47 strikeouts in six starts during the month...ranked second in the American League with 47 strikeouts during May, while he finished sixth with a 2.66 ERA...posted a 3-2 record, a 2.98 ERA (14ER/42.1IP) and 39 strikeouts in six starts during June...tied for fourth in the American League with 39 strikeouts during the month...worked five innings to register a complete game in a rain-shortened game on July 31 at BOS, marking the first time he did not work six-or-more innings in a start since Aug. 17, 2010...tossed six-or-more innings in 63 straight starts from Aug. 22, 2010-July 26, 2012...marked the longest streak by a Major League pitcher since LHP Steve Carlton did so in 69 straight starts Sept. 13, 1979-April 13, 1982...his streak of starts in which he worked six-or-more innings is the longest by a Tigers pitcher since at least 1918...was 3-2 with a 2.43 ERA (10ER/37IP) and 31 strikeouts in five starts during July...ranked fifth in the American League with a 2.43 ERA during the month...equaled a career high with 14 strikeouts on Aug. 6 vs. NYY...marked the most strikeouts by a Tigers pitcher vs. the Yankees since RHP Jim Bunning finished with 14 strikeouts against the

club on June 20, 1958 at Briggs Stadium...topped the American League with 46 strikeouts during August...did not allow a run in 18.0 innings over a four-start stretch Sept. 8-24...shared American League Player of the Week honors for Sept. 24-30 with Baltimore's Chris Davis...won both of his starts during the week, posting a 1.20 ERA (2ER/15IP) and 16 strikeouts...tabbed the American League Pitcher of the Month and Tigers Pitcher of the Month for September...finished 5-1 with a 1.93 ERA (9ER/42IP) and 41 strikeouts in six starts during the month...led the American League with five wins and a 1.93 ERA during September, while he tied for the lead with 41 strikeouts...fanned 11 batters in both Game 1 (Oct. 6) and Game 5 (Oct. 11) of the ALDS vs. OAK...became the first pitcher in Tigers history with multiple double-digit strikeouts during postseason action...struck out 11 batters as he fired a four-hit shutout in Game 5 of the ALDS on Oct. 11 at OAK...according to the Elias Sports Bureau, he joined LHP Sandy Koufax as the only two pitchers in Major League history to toss a shutout with 10-or-more strikeouts in a series-deciding game of a postseason series...Koufax fanned 10 batters for the Dodgers as he blanked the Twins 2-0 on three hits in Game 7 of the 1965 World Series...became the fourth pitcher in Tigers history to toss a shutout during postseason action as he blanked the Athletics in Game 5 of the ALDS on Oct. 11 at Oakland...joined RHP George Mullin (Game 4 of 1909 World Series), RHP Bobo Newsom (Game 5 of 1940 World Series) and RHP Joe Coleman (Game 3 of 1972 ALCS) in accomplishing the feat for Detroit.

2011: Had the best season of his career, winning the BBWAA Cy Young and MVP Awards, and earning his fourth trip to the All-Star Game...led all American League pitchers with 24 wins, a 2.40 ERA and 250 strikeouts during the 2011 season to become just the second Tigers pitcher to ever lead all three categories in a single season...RHP Hal Newhouse accomplished the feat for the Tigers in 1945...became the first pitcher to lead the league in all three categories since Minnesota's RHP Johan Santana did so in 2006...selected the American League Most Valuable Player and he was unanimously named the American League Cy Young Award winner...became the seventh Tigers player to win the Most Valuable Player Award, joining Mickey Cochrane (1934), Hank Greenberg (1935, 1940), Charlie Gehringer (1937), Hal Newhouse (1944, 1945), RHP Denny McLain (1968) and LHP Guillermo Hernandez (1984)...became the third pitcher in Tigers history to win the Cy Young Award, joining McLain (1968, 1969) and Hernandez (1984)...became the 10th pitcher in Major League history to win both the Most Valuable Player and Cy Young Awards during the same season...joined RHP Don Newcombe (1956), LHP Sandy Koufax (1963), RHP Bob Gibson (1968), McLain (1968), LHP Vida Blue (1971), RHP Nolie Fingers (1981), Hernandez (1984), RHP Rogers Clemens (1986) and RHP Dennis Eckersley (1992)...joined Newcombe to become only the second player in history to win the Most Valuable Player, Cy Young and Rookie of the Year Awards...Newcombe was the NL Rookie of the Year in 1949 and he earned both the NL Most Valuable Player and Cy Young Awards in 1956...selected to the American League All-Star squad for the fourth time during his career...tabbed the *Sporting News*' Player of the Year following the season...was the first pitcher to win the award since RHP Orel Hershiser did so with Los Angeles (NL) in 1988...became first Tigers player to be selected the publication's Major League Player of the Year since Denny McLain following the 1968 season...selected the Major League Baseball Player of the Year and the American League Outstanding Pitcher as part of the Players Choice Award balloting...named Tiger of the Year by the Detroit chapter of the Baseball Writers Association of America...earned the Wilbur "Bullet" Rogan Award from the Negro League Baseball Museum as the American League's Pitcher of the Year...topped the American League with an .828 winning percentage, 251.0 innings pitched, a .192 opponent batting average, 6.24 hits per 9.0 innings and 8.39 baserunners per 9.0 innings, while he tied for the lead with 34 games started, finished third with 9.0 strikeouts per 9.0 innings and 4.39 strikeouts per walk, tied for fourth with four complete games, tied for fifth with two shutouts and tied for seventh with 2.0 walks per 9.0 innings...his 24 wins tied him for the 10th-highest single-season total in Tigers history...marked the most wins by a Tigers pitcher since LHP Mickey Lolich finished with 25 victories in 1971...became the first Tigers pitcher with 20-or-more wins during a season since RHP Bill Gullickson won 20 games for the club in 1991...marked the sixth time a Tigers pitcher led the AL in ERA...became the fifth pitcher to accomplish the feat and the first since RHP Mark Fidrych did so with a 2.34 ERA during the 1976 season...registered 250 strikeouts during the season, marking the third straight season he has fanned 200-or-more batters...his streak was the longest by a Tigers pitcher since LHP Mickey Lolich did so in six straight seasons (1969-74)...it marked Verlander's second season for the Tigers with 250-or-more strikeouts and he joined Lolich as the only two pitchers in club history to have multiple such seasons...Lolich fanned 250-or-more batters in three seasons during his Tigers career (1969, 1971 and 1972)...surpassed 200.0 innings for Detroit for the fifth straight season, tossing 251.0 innings...his streak with 200.0-or-more innings pitched was the longest by a Tigers pitcher since RHP Jack Morris did so in seven straight seasons (1982-88)...his .192 opponent batting average and 6.24 hits per 9.0 innings were the lowest by a Tigers pitcher in club history...posted a 16-3 record when starting following a Tigers loss during the 2011 season...according to the Elias Sports Bureau, it marked the most wins by a Major League pitcher following a loss by his team since LHP Steve Carlton posted 19 such wins for the Philadelphia Phillies in 1972...named to the *Sporting News*' American League All-Star squad following the season...tabbed the best pitcher and rated as possessing the best fastball, best curveball, third-best changeup and third-best pick-off move in the American League by *Baseball America*...earned the nod as the Tigers starter on Opening Day on March 31 at New York's Yankee Stadium, marking the fourth consecutive season he has served as Detroit's Opening Day starter...became the first Tigers pitcher to start four consecutive Opening Days since RHP Jack Morris started 11 straight (1980-90)...fanned eight batters against the Yankees in a no-decision that day, marking the most strikeouts by a Tigers pitcher on Opening Day since RHP Hideo Nomo also fanned eight batters on April 3, 2000 at OAK...recorded the 1,000th strikeout of his career on April 22 vs. CWS, fanning A.J.

Pierzynski in the seventh inning...became the 15th pitcher in Tigers history to compile 1,000 strikeouts...shared AL Player of the Week honors for May 2-8 with Minnesota's LHP Francisco Liriano after posting a 1-0 record and 1.50 ERA (3ER/15IP) in two starts...shared AL Player of the Week honors two more times during the season, June 13-19 with Tampa Bay's RHP James Shields and Sept. 12-18 with Erick Aybar of Los Angeles (AL)...won both of his starts June 13-19, posting a 0.50 ERA (1ER/18IP) and 17 strikeouts...did not allow a run in 15.0 innings of work as he won both of his starts Sept. 12-18...compiled an 18.0-inning scoreless streak over a three-start stretch May 2-13...tossed the second no-hitter of his career on May 7 at TOR, the seventh no-hitter in Tigers history, joining RHP Virgil Trucks as the only two pitchers in Tigers history with multiple no-hitters...Trucks threw two no-hitters for the Tigers in 1952...according to STATS LLC, he became the 27th pitcher to record two career no-hitters in the American or National League...compiled a nine-game winning streak May 7-June 30, posting a 1.54 ERA (15ER/87.2IP) over the 11-start stretch...earned the win in seven straight starts May 29-June 30, while working seven-or-more innings and allowing two-or-fewer runs...he joined RHP Frank Lary (Sept. 1-29, 1956) as the only two Tigers pitchers since at least 1919 to work seven straight such outings...worked seven-or-more innings and allowed two-or-fewer runs in nine straight starts May 29-July 10...according to the Elias Sports Bureau, he and RHP Hal Newhouser were the only two Tigers pitchers in franchise history to have such a streak...Newhouser compiled his nine-game streak during the 1945 season...selected the Tigers Pitcher of the Month for May after posting a 3-0 record, a 2.62 ERA (13ER/44.2IP) and 33 strikeouts in six starts...fanned 10 batters on June 9 vs. SEA, his first of four starts with a double-digit strikeout total in 201...struck out 12 batters on June 14 vs. CLE, a career-high 14 batters on June 25 vs. ARI and 10 batters on Aug. 11 at CLE...garnered both American League and Tigers Pitcher of the Month honors for June...finished 6-0 with a 0.92 ERA (5ER/49IP) and 54 strikeouts in six starts during the month...according to the Elias Sports Bureau, he became the first Major League pitcher to post a 6-0 record and an ERA below 1.00 in a single month since LHP Kenny Rogers did so with Texas in May of 2005...also according to the Elias Sports Bureau, since 1913, when earned runs became an official American League statistic, the only other Tigers pitcher to win six-or-more games during a calendar month in which he posted an ERA below 1.00 was Frank Lary in September of 1956...Lary finished 7-0 with a 0.86 ERA (6ER/63IP) in seven starts during the month...topped all American League pitchers with six wins, a 0.92 ERA and 54 strikeouts during the month...earned the win in 12 straight starts July 21-Sept. 18, compiling a 2.28 ERA (22ER/87IP)...according to Elias, his streak of 12 straight starts with a win established a Tigers record...surpassed wins in 11 straight starts by both LHP Earl Whitehill (July 2-Aug. 19, 1930) and Hal Newhouser (June 11-July 27, 1946)...the 12-game winning streak established a career best for Verlander and it marked the longest winning streak by a Tigers pitcher since RHP Bobo Newsom compiled a 13-game winning streak April 25-July 13, 1940...marked the second streak in which Verlander won seven-or-more straight starts during the season and according to STATS LLC, he became the first Major League pitcher to have two streaks of winning seven-or-more straight starts during a single season since Minnesota's LHP Frank Viola in 1988...he became the first Tigers pitcher to have two such streaks in a single season since Denny McLain in 1968...tabbed the Tigers Pitcher of the Month for July after posting a 4-2 record, a 1.99 ERA (10ER/45.1IP) and 48 strikeouts in six starts...ranked second in the American League with 48 strikeouts during the month, while he tied for third with four wins and finished seventh with a 1.99 ERA...registered the 100th win of his career on Aug. 11 at CLE...became the 16th pitcher in Tigers history to earn 100 wins for the club...recorded his 20th win of the season on Aug. 27 at MIN...became the first Major League pitcher to record 20 wins prior to the end of August since Arizona's RHP Curt Schilling did so in 2002...prior to Verlander, Toronto's RHP Roger Clemens was the last American League pitcher with 20 wins prior to the end of August, doing so in 1997...selected the Tigers Pitcher of the Month for August...finished 5-0 with a 3.12 ERA (12ER/34.2IP) and 40 strikeouts in five starts during the month...tied for the lead in the American League with five wins during the month, while he finished sixth with 40 strikeouts...posted a 17.0-inning scoreless streak over a three-start stretch Sept. 7-18...posted a 4-0 record, a 2.55 ERA (10ER/35.1IP) and 32 strikeouts in five starts during September...tied for fourth in the American League with four wins during the month, while he finished eighth with a 2.55 ERA and tied for ninth with 32 strikeouts...limited lefthanded hitters to a .174 (86x495) batting average...righties batted .215 (88x409) against him...finished 10-3 with a 2.37 ERA (31ER/117.2IP) in 16 starts at home...ranked fourth in the American League with a 2.37 ERA at home...fanned 11 batters in Game 3 of the ALDS on Oct. 3 vs. NYY...marked the third-highest strikeout total by a Tigers pitcher during a single postseason game, trailing 14 strikeouts by RHP Joe Coleman (1972 ALCS) and 12 strikeouts by RHP "Wild Bill" Donovan (1907 World Series)...marked the fifth time a Tigers pitcher has posted 10-or-more strikeouts during a postseason game.

2010: Selected to the American League All-Star squad for the third time in his career as he tied for fourth in the league with 18 wins for the Tigers...tied for third in the American League with 224.1 innings pitched, while he finished fourth with 219 strikeouts, tied for fourth with 33 games started and 8.8 strikeouts per 9.0 innings, tied for fifth with four complete games, finished seventh with 10.71 baserunners per 9.0 innings, eighth with 7.62 hits per 9.0 innings, ninth with a .228 opponent batting average and 10th with 3.08 strikeouts per walk...selected to *Baseball America's* Second-Team Major League All-Star squad following the season...compiled 18 wins for the Tigers to mark the fifth straight season he has posted a double-digit win total...was the first Tigers pitcher to post a double-digit win total in at least five straight seasons since LHP Frank Tanana, who also did so in five straight seasons (1985-89)...fanned 219 batters to mark the second consecutive season he posted 200-or-more strikeouts...was first Tigers pitcher with 200-or-more strikeouts in consecutive seasons since RHP Jack Morris did so in 1986 and 1987...tossed 224.1 innings to mark the fourth straight season he surpassed the

200.0-inning mark for the Tigers...the streak was the longest by a Tigers pitcher since Jack Morris did so in seven straight seasons (1982-88) and RHP Walt Terrell did so over the final four seasons of Morris' streak (1985-88)...rated as possessing the best fastball and curveball in the American League by *Baseball America*...earned the nod as the Tigers starter on Opening Day on April 5 at KC, marking the third consecutive season he has served as Detroit's Opening Day starter...was the first Tigers pitcher to start three consecutive Opening Days since RHP Mike Moore also started three straight (1993-95)...tapped the Tigers Pitcher of the Month for May after posting a 4-2 record, a 2.64 ERA (13ER/44.1IP) and 41 strikeouts in six starts...tied for third in the American League with 41 strikeouts during the month, while he tied for fifth with four wins and finished seventh with a 2.64 ERA...struck out a season-high 11 batters on June 16 vs. WAS...equaled the high with 11 strikeouts on both Sept. 12 vs. BAL and Sept. 24 vs. MIN...posted a double-digit strikeout total in two other starts, fanning 10 batters on both July 3 vs. SEA and Sep. 29 at CLE...tied for third in the American League with four wins during June...finished 3-1 with a 2.88 ERA (11ER/34.1IP) and 37 strikeouts in five starts during July...tied for second in the American League with 37 strikeouts during the month, while he tied for seventh with three wins and finished ninth with a 2.88 ERA...compiled a season-high, five-game winning streak Aug. 22-Sept. 24, posting a 1.96 ERA (12ER/55.0IP) and 57 strikeouts over the seven-start stretch...tied for ninth in the American League with 38 strikeouts during August...went the distance in back-to-back starts Sept. 18 at CWS and Sept. 24 vs. MIN...became first Tigers pitcher with back-to-back complete games since LHP Mark Redman did so May 21-27, 2002...fanned 11 batters and did not issue a walk as he went the distance to earn the win on Sept. 24 vs. MIN...marked the first time a Tigers pitcher picked up the win in a complete game effort as he did not allow a walk and fanned 10-or-more batters since Jack Morris accomplished the feat on Aug. 13, 1983 vs. NYY...named the Tigers Pitcher of the Month for September after posting a 4-1 record, a 2.54 ERA (13ER/46IP) and 51 strikeouts in six starts...led the American League with 51 strikeouts during the month, while he tied for second with four wins and finished seventh with a 2.54 ERA...went 12-3 with a 2.31 ERA (29ER/113IP) in 16 starts at home...ranked seventh in the American League with a 2.31 ERA at home...his 12 wins at home established a Comerica Park single-season record.

2009: Topped the American League with 269 strikeouts for the Tigers as he was selected to the American League All-Star squad for the second time in his career...was first Tigers pitcher to lead the league in strikeouts since RHP Jack Morris did so in 1983 with 232 strikeouts...his total of 269 strikeouts marked the fifth-highest single-season total in Tigers history...led the American League with 35 games started, 240.0 innings pitched and 10.1 strikeouts per 9.0 innings, while he tied for the league lead with 19 wins, finished third with 4.27 strikeouts per walk, fifth with 10.80 baserunners per 9.0 innings, tied for fifth with three complete games, sixth with a 3.45 ERA and 8.21 hits per 9.0 innings, tied for sixth with a .243 opponent batting average and eighth with a .679 winning percentage...established career highs with 19 wins, 35 games started, 240.0 innings pitched and 269 strikeouts...named Tiger of the Year by the Detroit chapter of the BBWAA...according to the Elias Sports Bureau, his 269 strikeouts marked the most by an American League pitcher since Boston's RHP Pedro Martinez fanned 284 batters in 2000...his 269 strikeouts led all Major League pitchers and he became the fourth Tigers pitcher to lead the majors in strikeouts, joining LHP Hal Newhouser (1944 and 1945), RHP Virgil Trucks (1949) and LHP Mickey Lolich (1971)...his 19 wins marked the most by a Tigers pitcher since RHP Bill Gullicksen won 20 games for the club in 1991...his 240.0 innings pitched marked the most by a Tigers pitcher since Jack Morris worked 249.2 innings for the Tigers in 1990...became the first Tigers pitcher to lead the league in innings pitched since Morris did so with 293.2 innings pitched in 1983...posted seven outings with 10-or-more strikeouts during the season...marked the most such outings by a Tigers pitcher in a single season since Jack Morris also recorded 10-or-more strikeouts in seven games during the 1986 season...fanned eight-or-more batters in 20 of his starts during the season...the 20 outings with eight-or-more strikeouts were the most by a Tigers pitcher in a single season since at least 1954...became the first Tigers pitcher to top 200 strikeouts in a season since RHP Jeremy Bonderman fanned 202 batters in 2006...rated as possessing the best fastball and curveball in the American League by *Baseball America*...made his second career Opening Day start on April 6 at TOR...became the first Tigers pitcher to start consecutive Opening Days since RHP Jeff Weaver did so in both 2001 and 2002...started the 100th game of his career on April 17 at SEA...equaled a career high with a seven-game winning streak April 27-June 10...had a 1.10 ERA (8ER/65.1IP) and 81 strikeouts over the nine-start stretch...according to the Elias Sports Bureau, Verlander was the first Tigers pitcher to win at least seven games with an ERA of 1.10-or-lower over a nine-start stretch since RHP Doyle Alexander did so from Aug. 20-Sept. 27, 1987...Alexander went 8-0 with a 0.96 ERA (8ER/75.1IP) over a nine-start stretch in 1987...recorded a quality start in nine straight outings April 27-June 10, the longest such streak by a Tigers pitcher since LHP Justin Thompson also registered a quality start in nine straight games July 26-Sept. 5, 1997...went 5-0 with a 0.85 ERA (4ER/42.1IP) and 60 strikeouts over a six-start stretch April 27-May 25...according to Elias, LHP Randy Johnson was the only other active pitcher at the time to ever have a six-start stretch in which he won at least five times, had an ERA below 1.00 and struck out 60-or-more batters...Johnson accomplished the feat in four different seasons (1994, 1997, 1998 and 2000)...according to the Elias Sports Bureau, he became the third pitcher in Tigers history to strike out at least 60 batters over a six-start stretch as he did so April 27-May 25...RHP Denny McLain accomplished the feat twice in 1968, while LHP Mickey Lolich did so in 1969 and 1971...won all three of his starts April 27-May 8, fanning 31 batters as he allowed just one run in 23.0 innings pitched...according to the Elias Sports Bureau, he became the first pitcher in Tigers history to win three straight starts while allowing only one run and fanning 30-or-more batters...fanned 10-or-more batters in three straight starts May 3-14, marking the

fifth time a Tigers pitcher has done so since at least 1954...he struck out 35 batters over the three-start stretch May 3-14 and, according to the Elias Sports Bureau, he joined LHP Mickey Lolich as the only two pitchers in Tigers history with as many strikeouts over a three-start stretch...had a 19.0-inning scoreless streak over a three-start stretch May 3-14...won back-to-back outings over Cleveland, May 3 at Comerica Park and May 8 at Progressive Field, posting a 0.64 ERA (1ER/14IP) and 20 strikeouts...according to the Elias Sports Bureau, he became the first Tigers pitcher to win back-to-back starts with at least 20 strikeouts and no more than one run allowed over the two games since Jack Morris did so in July of 1986...fired a two-hit shutout on May 8 at CLE...marked his fourth career complete game and third career shutout...established a career high with 13 strikeouts on May 14 at MIN...marked the most strikeouts by a Tigers pitcher since RHP Jeremy Bonderman fanned 14 batters on Aug. 23, 2004 vs. CWS...equaled the career high with 13 strikeouts on July 29 at Texas...became the first Tigers pitcher with multiple games of 13-or-more strikeouts in a single season since LHP Mickey Lolich posted three such games during the 1971 season...selected both the American League Pitcher of the Month and Tigers Pitcher of the Month for May...owned a 5-0 record, a 1.52 ERA (7ER/41.1IP) and 56 strikeouts in six starts during the month...led the league with 56 strikeouts during May, while he tied for the lead with five wins, finished second with a 1.52 ERA and third with a .178 (26x146) opponent batting average...according to the Elias Sports Bureau, Verlander was the first Major League pitcher to go undefeated in a month with as many as 56 strikeouts since Boston's Pedro Martinez did so in July of 2002...prior to Verlander, RHP Steve Sparks was the last Tigers pitcher to earn American League Pitcher of the Month honors, doing so in August of 2000...went the distance to earn the win over the White Sox on June 10 at Chicago's U.S. Cellular Field...fanned nine batters in the win to bring his season total to 106 through his first 13 starts of the season...according to the Elias Sports Bureau, he tied the franchise record for the fewest games to reach 100 strikeouts in a season, matching LHP Mickey Lolich in 1969...selected the Tigers Pitcher of the Month for June after he finished 2-1 with a 2.91 ERA (11ER/34IP) in five starts...ranked sixth in the American League with 34 strikeouts during the month...fanned 11 batters and did not issue a walk on July 7 vs. KC...became the first Tigers pitcher to strike out at least 10 batters and not issue a walk since RHP Jeff Robinson fanned 10 and did not issue a walk on June 20, 1988 against NYY...posted six strikeouts on July 18 at NYY to run his season total to 155 strikeouts in his first 20 starts of the season...according to Elias, his 155 strikeouts established a Tigers record for the most strikeouts by a pitcher in his first 20 outings of the season...eclipsed the old mark of 151 strikeouts established by LHP Mickey Lolich in 1969...tossed his third complete game of the season on July 24 vs. CWS...did not allow a run as he loaded the bases with no one out in the ninth inning and according to the Elias Sports Bureau, it was the first time a Major League starting pitcher pitched out of a bases-loaded, no-outs situation in the ninth inning-or-later without allowing a run since Seattle's RHP Mike Moore did so in Kansas City on Sept. 16, 1985...marked his second complete game of the season against the White Sox and he became the first Tigers pitcher with two complete games in a season against the same team since LHP Mark Redman went the distance twice against the Indians in 2002...did not issue a walk as he matched a career high with 13 strikeouts on July 29 at Texas...became the first Tigers pitcher to fan at least 13 batters and not issue a walk in a game since LHP Mickey Lolich did so on July 31, 1971 vs. CAL...Lolich fanned 14 batters as he failed to walk a batter in 12.0 innings of work...finished 4-2 with a 2.57 ERA (12ER/42IP) in six starts during July to earn Tigers Pitcher of the Month honors...led the American League with 48 strikeouts during July, while he tied for second with four wins and finished seventh with a 2.57 ERA...fanned 10 batters on Aug. 19 vs. SEA...ranked third in the American League with 43 strikeouts during August...recorded 11 strikeouts on Sept. 24 at CLE...compiled a 3-2 record and 3.74 ERA (18ER/43.1IP) in six starts during September...topped the American League with 49 strikeouts during the month, while he tied for eighth with three wins...limited righthanded batters to a .237 (94x397) batting average...was the 10th-lowest opponent batting average righthanded batters in the American League...went 10-2 with a 2.81 ERA (36ER/115.1IP) in 16 starts at home...ranked third in the American League with a 2.81 ERA at home...his 10 wins equaled his own Comerica Park single-season record (also won 10 games in 2007).

2008: Started a career-high 33 games during his third full season with the Tigers in 2008...tied for fifth in the American League with 33 games started...led the American League with 17 losses, while he finished third with 14 hit batsmen, tied for third with 87 walks and tied for fifth with 108 earned runs allowed...made his first career Opening Day start on March 31 vs. KC...did not figure in the decision after allowing four runs in six innings of work...went the distance on June 11 vs. CWS...limited the White Sox to one run on four hits...had a season-best, six-game winning streak June 11-July 20, posting a 2.30 ERA (14ER/54.2IP) over the eight start stretch...limited opponents to two earned runs-or-fewer in eight straight starts June 11-July 20, marking the second-longest such streak by an American League pitcher in 2008...Oakland's RHP Justin Duchscherer's stretch of 11 straight starts May 24-July 20 was the only such streak longer than Verlander's...Verlander's streak was the longest by a Tigers pitcher during a single season since RHP Dave Rozema also posted eight straight starts June 2-July 16, 1977...he fanned a season-high 10 batters on June 22 at SD...marked the fourth time during his career striking out 10-or-more batters...posted a 2-1 record and 2.73 ERA (10ER/33IP) in five starts during June...ranked fifth in the American League with a .197 (24x122) opponent batting average during June, while he tied for eighth with 34 strikeouts...tied for the lead in the American League with four wins during July, while he tied for seventh with 35 strikeouts.

2007: Completed his second full season at the Major League level with the Tigers leading the club's pitching staff with 18 wins, 201.2 innings pitched and 183 strikeouts...led the American League with a .750 winning

percentage, while he finished fifth with a .233 opponent batting average and 8.08 hits per 9.0 innings, tied for sixth with 18 wins, eighth with 8.2 strikeouts per 9.0 innings and 10th with 183 strikeouts...selected to the American League All-Star squad, his first career selection...won 18 games for the Tigers which made him the sixth pitcher to win at least 17 games in the season after winning the Rookie of the Year Award (Elias)...joined RHP Don Newcombe (1950), LHP Herb Score (1956), LHP Gary Peters (1964), LHP Fernando Valenzuela (1982) and RHP Dwight Gooden (1985) in accomplishing the feat...became the first Tigers pitcher to post at least 17 wins in consecutive seasons since RHP Jack Morris did so in 1986-87...received 7.32 runs per 9.0 innings, tops in the American League...rated as possessing the best fastball and second-best curveball in the American League by *Baseball America*...recorded a quality start in each of his first four starts of the season April 6-22...along with RHP Jeremy Bonderman, it marked the first time a Tigers pitcher had done so since RHP Steve Sparks posted a quality start in each of his first four starts April 3-19, 2002...held the opposition to three earned runs-or-fewer in each of his first 10 starts April 6-May 26...was the longest such streak by a Tigers pitcher to begin the season since LHP David Wells did so in 12 straight starts to open the 1993 season...ranked seventh in the American League with a .208 (22x106) opponent batting average during April, while he was 10th with a 2.79 ERA (9ER/29IP)...won four straight starts May 4-20, compiling a 2.57 ERA (8ER/28IP)...finished 4-1 with a 3.92 ERA (17ER/39IP) in six starts during May...tied for second in the American League with four wins during the month...did not allow a run in 17.0 innings over a three-start stretch June 6-17...won four straight starts June 6-23, posting a 1.24 ERA (4ER/29IP)...fired the first no-hitter in Comerica Park history on June 12 vs. MIL, the sixth no-hitter in Tigers history...fanned a career-best 12 batters in the outing...first no-hitter in club history since Jack Morris on April 7, 1984 at CWS and the first no-hitter thrown by a Tigers pitcher in Detroit since RHP Virgil Trucks on May 15, 1952 at WAS at Briggs Stadium...earned American League Player of the Week honors for June 11-17, marking the second time he has garnered the award...became just the second Tigers pitcher to capture the honor more than once, joining RHP Jack Morris who earned the award three times with Detroit...won both of his starts during the week, compiling a 1.80 ERA (3ER/15IP) and fanning 18 batters...fanned 11 batters on June 23 at Atlanta...posted a third game with double-digit strikeouts on Sept. 1 at OAK, striking out 10 batters...was the first Tigers pitcher to post three games with double-digit strikeout totals in a season since both RHP Jack Morris and RHP Jeff Robinson did so three times during the 1988 season...garnered Tigers Pitcher of the Month honors for June after compiling a 4-1 record and 2.65 ERA (34.0IP/10ER) in five starts...led all American League pitchers with a .168 (20x119) opponent batting average during the month, while he tied for second with four wins, finished sixth with 40 strikeouts and 10th with a 2.65 ERA...tied for 11th in the American League with 30 strikeouts during July...posted a 2-1 record and 4.50 ERA (16ER/32IP) in five starts during the month...compiled a 6-1 record and 3.07 ERA (15ER/44IP) over a seven-start stretch Aug. 11-Sept. 12...tabbed the Tigers Pitcher of the Month for September after compiling a 4-1 record and 3.20 ERA (14ER/39.1IP) in six starts...tied for second in the American League with four wins during the month, while he finished sixth with 37 strikeouts and tied for seventh with 39.1 innings pitched.

2006: Registered 17 wins for the Tigers during his rookie campaign, the most wins by a Tigers rookie pitcher since RHP Mark Fidrych won 19 games in 1976...established a franchise record for rookie righthanded pitchers with 124 strikeouts...named the American League Rookie of the Year by the BBWAA, becoming the fourth Tigers player to earn the honor and the first since RHP Lou Whitaker in 1978...named the American League Rookie of the Year by *Sporting News* and Major League Rookie of the Year by *Baseball America*...honored as the American League Outstanding Rookie in the Players choice Award balloting...named the Detroit Sports Broadcasters Association Tigers Rookie of the Year...selected to the TOPPS Rookie All-Star squad...tied for fourth in the American League with 17 wins, while he tied for seventh with a 3.63 ERA...led all league rookies with 17 wins, 30 games started and 186.0 innings pitched, while he was second with 124 strikeouts...ranked second among all league pitchers with eight pickoffs...rated as possessing the second-best fastball in the American League by *Baseball America*...earned his first Major League win on April 8 at TEX after blanking the Rangers on two hits over seven innings...finished 3-2 with a 3.52 ERA (12ER/30.2IP) in five starts during April...tied for sixth in the league with a .211 (24x114) opponent batting average during the month, while he tied for ninth with three wins...posted a 20.0-inning scoreless streak over a three-start stretch May 17-27...was longest such streak by a Tigers rookie pitcher since RHP Victor Santos posted a 25.0-inning scoreless streak April 11-May 18, 2001...fired a five-hit shutout on May 22 at KC, becoming the first Tigers rookie to toss a shutout since LHP Andy Van Hekken did so on Sept. 3, 2002 vs. CLE...shared American League Player of the Week honors for May 22-28 with Tampa Bay's Carl Crawford...won both of his starts during the week, posting a 0.56 ERA (1ER/16IP)...joined Tony Clark (1996) as only the second club rookie to earn the honor...tabbed the American League Rookie of the Month for May after posting a 4-1 record and 1.73 ERA (7ER/36.1IP) in five starts...tied for second in the league with four wins during the month, while he was third with a 1.73 ERA...won seven straight decisions June 17-Aug. 1, compiling a 1.93 ERA (11ER/51.1IP) over the eight-start stretch...worked six-or-more innings, while limiting the opposition to one run-or-fewer, in five straight starts June 28-July 26...according to the Elias Sports Bureau, he was the first rookie pitcher dating back to 1973 in the American League to post such a streak...led all American League pitchers with a 1.01 ERA (3ER/26.2IP) in four starts during July...ranked second among league pitchers with a .175 (17x97) opponent batting average during the month, while he tied for 10th with three wins...registered an 8-3 record and 3.31 ERA (32ER/87IP) in 14 starts at Comerica Park...ranked 10th among all league pitchers with a 3.31 ERA at home...made his first postseason start in Game 2 of the ALDS against the Yankees on Oct. 5, becoming the first Tigers rookie pitcher to start a postseason game

since RHP Ed Summers started Game 4 of the 1908 World Series against CHC...earned the win in Game 2 of the ALCS on Oct. 11 at OAK...per Elias, he became the first Tigers rookie pitcher to earn the win as a starter in the postseason.

2005: In his first professional season, he saw action with Class A Advanced Lakeland and Double A Erie as well as making his Major League debut with Detroit...combined for a 1.29 ERA (17ER/118.2IP) in his 20 starts with Lakeland and Erie...his ERA was tops among all minor league pitchers...tabbed to *Baseball America's* First-Team Minor League All-Star squad...garnered a spot on the publication's Class A Advanced All-Star squad as well...selected to the Florida State League midseason All-Star squad...named the best pitching prospect and rated as possessing the best fastball, breaking pitch and control in the Florida State League by *Baseball America*...won five straight decisions over a six-start stretch April 12-May 14, posting a 1.32 ERA (6ER/41IP)...fanned a season-best 12 batters in a win vs. Sarasota on April 28...matched the high with 12 strikeouts at Daytona on May 14...selected as the Florida State League Pitcher of the Week for April 25-May 1 for his efforts on April 28 vs. Sarasota...had his option transferred from Lakeland to Erie on June 20...at the time of his promotion, he was leading the Florida State League with nine wins, a 1.67 ERA and 104 strikeouts...began his stint in Double A with 24.2 scoreless innings over a six-start stretch June 21-July 28...allowed his first run in the fourth inning at Trenton on July 28...recalled by the Tigers from Erie to start the night game of a day-night doubleheader July 4 at CLE...took the loss in his Major League debut after allowing four runs on seven hits in 5.1 innings...optioned back to Erie following the start, only to return to start in a similar situation for Detroit on July 23 vs. MIN...suffered the loss in that start as well after allowing five runs on eight hits in six innings pitched...returned to Erie after being optioned back by the Tigers following his start on July 23...left his start after three innings on Aug. 2 vs. Altoona with tightness in his right shoulder...was shut down after an examination by Dr. Kyle Anderson in Detroit revealed minor posterior capsular inflammation in his right shoulder caused by fatigue...landed on the disabled list for the remainder of the season on Aug. 4 with the shoulder tightness...named the top prospect in the Tigers organization and second-best prospect in the Florida State League following the season by *Baseball America*...rated as possessing the best fastball and curveball in the Tigers organization following the season by *Baseball America*.

MINOR LEAGUES:

2004: Did not pitch after being selected by the Tigers in the first round (second overall pick) of the June 2004 draft...signed a five-year contract on Oct. 25...named the 22nd-best righthanded starting pitcher prospect in baseball following the season by *Baseball America*...named the third-best prospect in the Tigers organization following the season by *Baseball America*...rated as possessing the best curveball in the Tigers organization following the season by *Baseball America*.

PERSONAL:

Justin and his wife, Kate Upton, reside in Beverly Hills, Calif.

JUSTIN B. VERLANDER

TABLE OF CONTENTS

VERLANDER

PLAYER DEVELOPMENT

2017 REVIEW

OPPONENTS

HISTORY AND RECORDS

SPRING TRAINING

MEDIA INFORMATION

MINUTE MAID PARK

Year	Team	W	L	ERA	G	GS	CG	SHO	SV	IP	H	R	ER	HR	HB	BB	SO	WP	BK	AVG
2005	Lakeland (A+)	9	2	1.67	13	13	2	0	0	86.0	70	19	16	3	7	19	104	8	2	.230
	Erie (AA)	2	0	0.28	7	7	0	0	0	32.2	11	1	1	1	1	7	32	0	1	.103
	DETROIT	0	2	7.15	2	2	0	0	0	11.1	15	9	9	1	1	5	7	1	0	.313
2006	DETROIT	17	9	3.63	30	30	1	1	0	186.0	187	78	75	21	6	60	124	5	1	.266
2007	DETROIT	18	6	3.66	32	32	1	1	0	201.2	181	88	82	20	19	67	183	17	2	.233
2008	DETROIT	11	17	4.84	33	33	1	0	0	201.0	195	119	108	18	14	87	163	6	3	.254
2009	DETROIT	19	9	3.45	35	35	3	1	0	240.0	219	99	92	20	6	63	269	8	4	.243
2010	DETROIT	18	9	3.37	33	33	4	0	0	224.1	190	89	84	14	6	71	219	11	2	.228
2011	DETROIT	24	5	2.40	34	34	4	2	0	251.0	174	73	67	24	3	57	250	7	2	.192
2012	DETROIT	17	8	2.64	33	33	6	1	0	238.1	192	81	70	19	5	60	239	2	1	.217
2013	DETROIT	13	12	3.46	34	34	0	0	0	218.1	212	94	84	19	4	75	217	3	1	.253
2014	DETROIT	15	12	4.54	32	32	0	0	0	206.0	223	114	104	18	5	65	159	5	1	.275
2015	Toledo (AAA)#	0	0	3.24	2	2	0	0	0	8.1	10	4	3	0	1	2	12	0	0	.294
	DETROIT	5	8	3.38	20	20	1	1	0	133.1	113	56	50	13	3	32	113	2	0	.229
2016	DETROIT	16	9	3.04	34	34	2	0	0	227.2	171	81	77	30	8	57	254	6	0	.207
2017	DETROIT	10	8	3.82	28	28	0	0	0	172.0	153	76	73	23	3	67	176	5	0	.234
	HOUSTON	5	0	1.06	5	5	0	0	0	34.0	17	4	4	4	1	5	43	0	0	.149
MINOR LEAGUE TOTALS		11	2	1.42	22	22	2	0	0	127.0	91	24	20	4	9	28	148	8	3	.204
MAJOR LEAGUE TOTALS		188	114	3.46	385	385	23	7	0	2545.0	2242	1061	979	244	84	771	2416	78	17	.235

#Rehab Assignment

DIVISION SERIES RECORD

Year	Team	W	L	ERA	G	GS	CG	SHO	SV	IP	H	R	ER	HR	HB	BB	SO	WP	BK	AVG
2006	DET/NYY	0	0	5.06	1	1	0	0	0	5.1	7	3	3	1	0	4	5	0	0	.318
2011	DET/NYY	1	0	5.00	2	2	0	0	0	9.0	6	5	5	0	1	5	12	1	0	.188
2012	DET/OAK	2	0	0.56	2	2	1	0	0	16.0	7	1	1	0	0	5	22	0	0	.130
2013	DET/OAK	1	0	0.00	2	2	0	0	0	15.0	6	0	0	0	0	2	21	0	0	.118
2014	DET/BAL	0	0	5.40	1	1	0	0	0	5.0	6	3	3	1	0	1	4	0	0	.318
2017	HOU/BOS	2	0	3.12	2	2	0	0	0	8.2	7	3	3	1	0	4	3	0	0	.231
TOTALS		6	0	2.29	10	9	1	0	0	59.0	39	15	15	4	1	21	67	1	0	.187

CHAMPIONSHIP SERIES RECORD

Year	Team	W	L	ERA	G	GS	CG	SHO	SV	IP	H	R	ER	HR	HB	BB	SO	WP	BK	AVG
2006	DET/OAK	1	0	6.75	1	1	0	0	0	5.1	7	4	4	2	0	1	6	1	1	.304
2011	DET/TEX	1	1	5.56	2	2	0	0	0	11.1	13	7	7	2	0	5	13	1	0	.277
2012	DET/NYY	1	0	1.08	1	1	0	0	0	8.1	3	1	1	1	0	0	3	0	0	.107
2013	DET/BOS	0	1	1.13	1	1	0	0	0	8.0	4	1	1	1	0	1	10	1	0	.143
2017	HOU/NYY	2	0	0.56	2	2	1	0	0	16.0	10	1	1	0	1	2	21	0	0	.179
TOTALS		5	2	2.57	7	7	1	0	0	49.0	37	14	14	6	1	9	53	3	1	.203

WORLD SERIES RECORD

Year	Team	W	L	ERA	G	GS	CG	SHO	SV	IP	H	R	ER	HR	HB	BB	SO	WP	BK	AVG
2006	DET/STL	0	2	5.73	2	2	0	0	0	11.0	12	10	7	2	0	5	12	2	0	.273
2012	DET/SF	0	1	11.25	1	1	0	0	0	4.0	6	5	5	2	0	1	4	0	0	.333
2017	HOU/LAD	0	1	3.75	2	2	0	0	0	12.0	5	5	5	2	1	2	14	0	0	.128
TOTALS		0	4	5.67	5	5	0	0	0	27.0	23	20	17	6	1	8	30	2	0	.228

VERLANDER CAREER TRANSACTIONS

- Selected by Detroit in the first round (2nd overall) in the 2004 draft.
- On Disabled List, April 8-June 13, 2015 (right triceps strain).
- Acquired by Houston from Detroit in exchange along with a PTBNL (OF Juan Ramirez) in exchange for OF Daz Cameron, RHP Franklin Perez and C Jake Rogers on Aug. 31, 2017.

VERLANDER GAME HIGHS

Longest Winning Streak: 12 -- July 21-Sept. 18, 2011
Longest Losing Streak: 4 (3x) -- last, Aug. 27-Sept. 20, 2008
Strikeouts: 14 (2x) -- last, Aug. 6, 2012 vs. New York (AL)
Walks: 7 -- Aug. 16, 2006 at Boston
Innings (starter): 9.0 (20x) -- last, July 30, 2016 vs. Houston
Innings (relief): none
Low-Hit Game (CG): 0 (2x) -- last, May 7, 2011 at Toronto



TYLER WHITE

Born: 10/29/90 in Mooresboro, NC

Resides: Mooresboro, NC

Opening Day Age: 27

ML Service: 1.006

Contract Status: Signed through 2018

Acquired: Selected in the 33rd round of the June 2013 draft.

13

IF

NO. IN	HEIGHT	WEIGHT
R/R	5'11"	221

CAREER HIGHLIGHTS

- Infielder has played in 107 games with the Astros across the past two seasons (2016-17)...33 of his 71 hits have gone for extra bases (22 doubles and 11 homers) for a .406 slugging percentage.
- Had one of the greatest starts to a Major League career in team history, becoming the first rookie position player in American League history to win the AL Player of the Week award for the first week of a season (April 4-10)...during the week, which spanned six games, hit .556 (10x18) with two doubles, three homers and nine RBI, leading all Major League hitters in batting average and slugging percentage.
- Set club records for most RBI within a player's first five Major League games (9), most hits within a player's first eight Major League games (13), and most homers within a player's first 15 Major League games (5).
- Had a breakout 2015 season in the minor leagues... was named the MiLB.com Fans' Choice for Best Offensive Player in addition to being named a Double A Texas League Midseason All-Star... combined to hit .325 (131x403) with 25 doubles, 14 homers and a .939 OPS (.442 OBP/.496 SLG) in 116 games between Triple A Fresno (57g) and Double A Corpus Christi (59g).
- Following the 2015 minor league regular season, was named the MVP of the Dominican Winter League while playing for Estrellas de Oriente... led the league in homers (7) and OPS (.914), while hitting .297 (47x158) with 10 doubles and 31 RBI in 44 games.

NOTES

- Was a three-year varsity member as an infielder and catcher at Chase High School in Forest City, N.C., receiving Southwestern 2A-3A All-Conference and All-County recognition during all three of his seasons...a career .407 hitter, helped lead Chase HS to the Southwestern 2A-3A conference championship and was named to the All-State Team during his senior season.
- Played four seasons at Western Carolina University (2010-13) as a starting first and third baseman...batted .325 with 77 multi-hit games during his career, finishing his career with the fourth-most hits (287) and third-most doubles (64) in program history.
- Was named the Southern Conference Player of the Year as a senior in 2013, while also receiving All-Southern Conference First Team honors and Louisville Slugger Third Team All-American recognition.
- Drafted by Houston in the 33rd round of the June 2013 draft...signed by Astros scout Tim Bittner.
- Was selected to the Astros Major League roster on April 1, 2016...is signed to a one-year contract that runs through the 2018 season.

2017: Slugging infielder had an impressive 22-game stint with the Astros, his second season in the Majors... knocked nine extra-base hits (6 doubles, 3 homers), posting an .853 OPS (.328 OBP/.525 SLG)...per Statcast, posted the 12th-best "Barrels per Plate Appearance" mark (9.0) among all Major League players with at least 30 batted balls...posted a 30.4% line drive rate...hit two homers in nine plate appearances vs. left-handed pitchers for a 1.333 OPS against southpaws...appeared in 19 games at first base (12 starts), four games at second base, two in left field (one start) and made one appearance on the mound...began the season at Triple A Fresno... recalled to Houston on July 23...optioned to Triple A on Aug. 9...recalled to Houston on Sept. 2...went 4x5 with two homers and five RBI on Aug. 4 vs. TOR...set career highs for hits and RBI in a game...was his second career multi-homer game (also May 17, 2016 at CWS)...hit a solo homer in his first plate appearance on Aug. 5 vs. TOR, becoming the first Astros player with homers in three straight plate appearances since Craig Biggio in 2006... in 111 games at Triple A Fresno, hit .300 (131x436) with 22 doubles, one triple, 25 homers, 89 RBI and an .898 OPS (.371 OBP/.528 SLG)...named the Astros June Minor League Player of the Month after hitting .381 (40x105) with 10 doubles, nine homers, 28 RBI and a 1.189 OPS...recorded multiple hits in 11 straight games during the month, including a performance on June 16 where he went 5x6 with two doubles, one homer and six RBI...

among all Triple A players in June, ranked second in extra-base hits, second in RBI, third in OPS and fourth in hits...made the Astros playoff roster for the ALDS vs. BOS, but did not appear in any games.

2016: Made his Major League debut, hitting 16 doubles and eight home runs across 86 total games with the Astros...made the Astros Major League roster out of Spring Training but ultimately had three stints with Houston...became the first rookie position player in American League history to win the AL Player of the Week award for the first week of a season (April 4 -10)...during the week, which spanned six games, hit .556 (10x18) with two doubles, three homers and nine RBI, leading all Major League hitters in batting average and slugging percentage...set club records for most RBI within a player's first five Major League games (9), most hits within a player's first eight Major League games (13), and most homers within a player's first 15 Major League games (5)...hit .462 (6x13) with four doubles, four RBI, one walk and a 1.269 OPS as a pinch-hitter...marked the most pinch-hit doubles by a rookie in club history, and the third-most by an AL rookie since 1974 behind Carlos Baerga and Kevin Reimer, who both recorded five as rookies in 1990...marked the most pinch-hit doubles by an AL player overall since Jim Thome hit four in 2010...played 58 games at first base (50 starts), 15 games as the designated hitter (13 starts), three games at third base (no starts) and two games at second base (one start)...entered Spring Training as a non-roster invitee before making his first career Opening Day roster...was selected to the Major League roster on April 1...was optioned to Triple A Fresno on June 17...recalled to Houston on July 29, before getting optioned to Triple A on Aug. 20...recalled to Houston on Sept. 2 and remained in the Majors for the rest of the season...made his Major League debut on April 5 at NYY as a pinch hitter and went 1x1 with a hit by pitch...singled in his first at-bat against LHP Chasen Shreve...became the sixth player in club history to record his first career hit on Opening Day, and the first since James Mouton on April 4, 1994 vs. MON...also became the fifth player in club history to get hit by a pitch in his MLB debut, and the first since Hunter Pence on April 28, 2007...went 3x4 with his first-career homer and four RBI on April 7 at NYY in what was his third career game...also marked the first RBI of his career...the homer was a two-run shot off RHP Nate Eovaldi...joined George Bjorkman (July 13, 1983 vs. MON) as the only players in club history to have a four-RBI game within their first three games in the Majors...the next day on April 8 at MIL, went 3x4 with a homer and three RBI...per Elias, became the first Major League player to record nine-or-more hits within his first 13 at-bats in the Majors since Mike Schemer in 1945 (9x13)...also became the second player since at least 1913 to record two games with at least three hits and three RBI within his first four Major League games, joining Jack Merson (1951)...homered for the third consecutive game on April 9 at MIL...became the ninth AL player since 1913 to homer in three of his first five games, with the most recent being Josh Phegley (2013) and Yoenis Cespedes (2012)...became the seventh player in club history to begin his career on a five-game hitting streak, joining Jose Altuve (7 games in 2011), Russ Johnson (7 games in 1997), Chris Truby (6 games in 2000), Doug Rader (6 games in 1967), George Springer (5 games in 2014) and Rob Andrews (5 games in 1975)...hit .667 (10x15) over that five-game streak to start his career...earned AL Player of the Week honors for the first week of the season...led the Majors in batting (.556) and slugging (1.167) during the week, while leading the AL in OBP (.591) and ranking tied for first in hits (10) and RBI (9)...recorded a double and two homers on May 17 at CWS for his first career multi-homer game...became the sixth rookie in club history to record at least 10 total bases and a first, and the first since Brandon Barnes hit for the cycle on July 19, 2013 vs. SEA...pitched 1.0 inning of relief on Aug. 18 at BAL in a 13-5 Astros loss...gave up a solo homer in the inning...was his first career appearance as a pitcher in the Major Leagues...had a strong month of September, batting .313 (10x32) with five doubles, one homer, five RBI and an .896 OPS (.333 OBP/.563 SLG) in 16 games...during his time in the minors, hit .241 (42x174) with 13 homers, 29 RBI and a .500 slugging percentage in 44 games with Triple A Fresno...was named the Fresno July Player of the Month after hitting .322 (28x87) with eight homers, 20 RBI and a 1.024 OPS in 23 games during the month...ranked fifth in the Triple A Pacific Coast League in July OPS.

MINOR LEAGUES:

2015: Was named the MiLB.com Fans' Choice for Best Offensive Player in addition to being named a Double A Texas League Midseason All-Star...combined to hit .325 (131x403) with 25 doubles, 14 homers and a .939 OPS (.442 OBP/.496 SLG) in 116 games between Triple A Fresno (57g) and Double A Corpus Christi (59g)...received 22 percent of the vote for the Fans' Choice award, beating out fellow Astros farmhand A.J. Reed (18%) and eight other minor league baseball players from various organizations for the honor...was the second Astros minor league player to win the award, with George Springer receiving the nod in 2013...began the season with Double A Corpus Christi and saw action in 59 games, batting .284 (54x190) with 13 extra-base hits and 40 RBI...made his Triple A debut on July 2 at El Paso and recorded five straight multi-hit efforts to begin his Triple A career...recorded a multi-hit game in 26 of 57 games with Fresno...batted .385 (35x91) in his first month with Fresno and followed it up by hitting .385 (36x96) with 32 RBI in August...from August 17-20, batted .688 (11x16) with four doubles, a triple, one homer and 16 RBI over four games, including six RBI on Aug. 17 vs. New Orleans...in the postseason with Fresno, batted .359 (14x39) with two doubles, three home runs, 11 RBI and five runs scored...in Game 5 of the PCL Championship-clinching victory over Round Rock, hit a go-ahead, two-run homer in the bottom of the 1st inning that gave the Grizzlies the lead for good...went 2x4 with a double, RBI, walk and run scored in the 7-0, Triple A National Championship win over Columbus at Southwest University Ballpark in El Paso...following the season, played for Estrellas de Oriente in the Dominican Winter League and was named the MVP of the league...led the league in homers (7) and OPS (.914), while hitting .297 (47x158) with 10 doubles and 31 RBI in 44 games...**2014:** In his first full season as a professional, appeared in 114

games between Class A Quad Cities (71g) and Class A Advanced Lancaster (43g)...batted .290 (113x389) with a career-high 15 homers, 33 doubles and .911 OPS (.410 OBP/.501 SLG) between the two levels...was named the Quad Cities Player of the Month for June after batting .324 (22x68) with four doubles, a triple, five homers and a .632 slugging percentage...started the season with Quad Cities, playing in 71 games from April 3-July 14, while batting .305 (73x239) in that span...tallied a career-high five hits on May 6 at Cedar Rapids...was assigned to Class A Advanced Lancaster on July 15, where he remained through the end of the season...belted eight homers, 13 doubles and a triple with Lancaster...went 4x6 with two homers and a career-high six RBI on Aug. 26 at High Desert...was his first career multi-homer game...helped lead the JetHawks to the California League Championship, batting .259 (7x27) with two homers in eight postseason games...**2013:** Played in 64 games at three different levels...hit .322 (77x239) between Rookie Level Greeneville (18g), the Rookie Level GCL Astros (18g) and Class A Short-Season Tri-City (28g)...had a three-double effort on July 12 at GCL Yankees2...helped lead Tri-City to the New York-Penn League Championship.

BRIAN TYLER WHITE

Year	Team	AVG	G	AB	R	H	2B	3B	HR	RBI	BB	SO	SB	CS	OBP	SLG	SF	SH	HB	E
2013	Greeneville (R)	.344	18	64	10	22	3	0	2	12	7	8	2	0	.411	.484	1	0	1	2
	GCL Astros (R)	.365	18	63	11	23	9	0	1	15	7	7	0	2	.474	.556	1	0	7	4
	Tri-City (A)	.286	28	112	19	32	2	0	3	25	13	9	1	0	.362	.384	1	0	1	4
2014	Quad Cities (A)	.305	71	239	41	73	20	1	7	41	35	40	0	1	.414	.485	4	0	12	13
	Lancaster (A)	.267	43	150	28	40	13	1	8	23	28	27	0	0	.403	.527	1	0	7	3
2015	Corpus Christi (AA)	.284	59	190	33	54	6	0	7	40	42	35	1	0	.415	.426	2	0	2	8
	Fresno (AAA)	.362	57	213	37	77	19	1	7	59	42	38	0	1	.467	.559	2	0	2	0
2016	HOUSTON	.217	86	249	24	54	16	0	8	28	23	65	1	0	.286	.378	2	0	2	4
	Fresno (AAA)	.241	44	174	28	42	4	1	13	29	16	30	1	1	.305	.500	0	0	0	3
2017	Fresno (AAA)	.300	111	436	84	131	22	1	25	89	47	101	7	3	.371	.528	7	1	6	13
	HOUSTON	.279	22	61	7	17	6	0	3	10	4	16	0	1	.328	.525	1	0	1	3
MINOR LEAGUE TOTALS		.301	449	1641	291	494	98	5	73	333	237	295	12	8	.397	.500	19	1	38	50
MAJOR LEAGUE TOTALS		.229	108	310	31	71	22	0	11	38	27	81	1	1	.294	.406	3	0	3	7

WHITE CAREER TRANSACTIONS

- Selected by Houston in the 33rd round of the June 2013 draft.

WHITE CAREER HIGHS

Hits:	4 -- Aug. 4, 2017 vs. Toronto
Home Runs:	2 (2x) -- last, Aug. 4, 2017 vs. Toronto
RBI:	5 -- Aug. 4, 2017 vs. Toronto
Stolen Bases:	1 -- June 10, 2016 at Tampa Bay
Longest Hitting Streak:	5 -- April 5-9, 2016
Career Grand Slams (0):	none

LEADOFF HR

PINCH-HIT HR

WALK-OFF HR

No.	Date	Opp.	Pitcher	No.	Date	Opp.	Pitcher	No.	Date	Opp.	Pitcher
none				none				none			

WHITE CAREER FIELDING

YEAR	POSITION	PCT.	G	PO	A	E	TC	DP
2017	First Base	.974	19	110	4	3	117	11
	Second Base	1.000	4	1	2	0	3	0
	Outfield	1.000	2	2	0	0	2	0
TOTALS	First Base	.987	77	520	29	7	556	43
	Second Base	1.000	6	2	3	0	5	0
	Third Base	-	3	0	0	0	0	0
	Outfield	1.000	2	2	0	0	2	0

NEVER
SETTLE



SCOUTING AND PLAYER
DEVELOPMENT

ASTROS MINOR LEAGUE PLAYERS OF THE YEAR

Year	Player of the Year	Pitcher of the Year
2017	OF Kyle Tucker (.274, 33 2B, 25 HR, 21 SB, .528 SLG)	RHP Forrest Whitley (5-4, 2.83 ERA, 92.1 IP, 143 SO)
2016	IF Alex Bregman (.306, 22 2B, 20 HR, .406 OBP, .580 SLG)	RHP Brady Rodgers (12-4, 2.86 ERA, 23 BB, 116 SO)
2015	IF A.J. Reed (.340 AVG, 34 HR, 127 RBI, 1.044 OPS)	RHP Joe Musgrove (12-1, 1.88 ERA, 8 BB, 99 SO)
2014	OF Brett Phillips (.310 AVG, 29 2B, 14 3B, 17 HR, 23 SB)	LHP Josh Hader (10-3, 3.28 ERA, 136 SO)
2013	OF George Springer (.303 AVG, 37 HR, 45 SB, 1.010 OPS)	RHP David Martinez (14-4, 2.57 ERA)
2012	IF Delino DeShields (.287 AVG, 101 SB)	RHP Mike Foltyniewicz (14-4, 3.14 ERA, 125 SO)
2011	IF Jose Altuve (.389 AVG, 1.017 OPS)	RHP Jake Buchanan (5-10, 3.80 ERA, 165.2 IP)
2010	OF J.D. Martinez (.341 AVG, 18 HR, 40 2B)	RHP Jordan Lyles (7-12, 3.57 ERA, 137 SO)

MINOR LEAGUE AFFILIATE HISTORY

Triple A	Double A	Class A Advanced	Class A
Fresno (2015-present)	Corpus Christi (2005-present)	Buies Creek (2017-present)	Quad Cities (2013-present)
Oklahoma City (2011-14)	Round Rock (2000-04)	Lancaster (2009-16)	Lexington (2001-12)
Round Rock (2005-10)	Jackson (1991-99)	Salem (2003-08)	Michigan (1999-2002)
New Orleans (1997-2004)	Columbus (1970-90)	Kissimmee (1995-2000)	Quad Cities (1993-98)
Tucson (1980-96)	Dallas-Fort Worth (1968)	Osceola (1990-94)	Asheville (1982-93)
Charleston (1977-79)	Amarillo (1965-67)		Burlington (1991-92)
Memphis (1976)	San Antonio (1963-64)		Osceola (1985-89)
Iowa (1975)			Daytona Beach (1978-84)
Denver (1973-74)			Cocoa (1977)
Oklahoma City (1962-72)			Dubuque (1975-76)
			Cedar Rapids (1973-74)
			Cocoa (1965-72)
			Sumter (1971)
			Peninsula (1969)
			Greensboro (1968)
			Asheville (1967)
			Salisbury (1965-66)
			Durham (1963-66)
			Modesto (1963-64)
			Moultrie (1963)
Class A Short Season	Rookie	Gulf Coast League	Academies
Tri-City (2002-present)	Greenville (2004-16)	GCL Astros (2009-present)	Dominican (1997-present)
Pittsfield (2001)	Martinsville (1999-2003)	GCL Astros (1977-98)	Venezuelan (2002-08)
Auburn (1982-2000)	Covington (1967-76)	FRL Astros (1965)	Dominican (1991-93)
Williamsport (1969-70)	Colts (1964)		
Bismarck-Mandan (1966)			

ORGANIZATIONAL MINOR LEAGUE CHAMPIONS

Year	Club	League	Level
2017	Quad Cities	Midwest	Class A
2015	Fresno	Pacific Coast	Triple A
2015	Greenville	Appalachian	Rookie
2014	Lancaster	California	Class A Advanced
2013	Quad Cities	Midwest	Class A
2013	Tri-City	New York-Penn	Class A Short Season
2012	Lancaster	California	Class A Advanced
2010	Tri-City	New York-Penn	Class A Short Season
2006	Corpus Christi	Texas	Double A
2004	Greenville	Appalachian	Rookie
2001*	New Orleans	Pacific Coast	Triple A
2000	Round Rock	Texas	Double A
2000	Michigan	Midwest	Class A
1999	Kissimmee	Florida State	Class A Advanced
1999	Martinsville	Appalachian	Rookie
1998	New Orleans	Pacific Coast	Triple A
1996	Jackson	Texas	Double A
1993	Tucson	Pacific Coast	Triple A
1993	Jackson	Texas	Double A
1991	Tucson	Pacific Coast	Triple A
1986	Columbus	Southern	Double A
1984	Asheville	South Atlantic	Class A
1981	Daytona Beach	Florida State	Class A
1977	Charleston	International	Triple A
1964	San Antonio	Texas	Double A
1963	Oklahoma City	Pacific Coast	Triple A

*indicates co-champion

ASTROS MINOR LEAGUE STADIUMS

CITY	NAME	LF	CF	RF	CAPACITY
Fresno (CA)	Chukchansi Park	324'	400'	335'	12,000
Corpus Christi (TX)	Whataburger Field	325'	400'	315'	7,500
Buies Creek (NC)	Jim Perry Stadium (Campbell University)	337'	395'	328'	1,000
Quad Cities (Davenport, IA)	Modern Woodmen Park	343'	400'	318'	7,140
Tri-City (Troy, NY)	Joseph L. Bruno Stadium	325'	400'	325'	4,500
GCL (West Palm Beach, FL)	Ballpark of the Palm Beaches	336'	408'	335'	7,858
DSL (Dominican Republic)	Latin American Home of the Houston Astros	330'	390'	330'	n/a

2018 TOP 10 PROSPECT LISTS

Baseball Prospectus			Baseball America			ESPN.com		
Rank	Name	Pos.	Rank	Name	Pos.	Rank	Name	Pos.
1.	Forrest Whitley	RHP	1.	Francis Martes	RHP	1.	Forrest Whitley	RHP
2.	Kyle Tucker	OF	2.	Kyle Tucker	OF	2.	Kyle Tucker	OF
3.	J.B. Bukauskas	RHP	3.	Yordan Alvarez	IF/OF	3.	Yordan Alvarez	OF
4.	Yordan Alvarez	IF/OF	4.	J.B. Bukauskas	RHP	4.	J.B. Bukauskas	RHP
5.	Rogelio Armenteros	RHP	5.	Freudis Nova	SS	5.	Cionel Perez	LHP
6.	Jonathan Arauz	IF	6.	Jairo Solis	RHP	6.	Rogelio Armenteros	RHP
7.	Gilberto Celestino	OF	7.	Hector Perez	RHP	7.	Jorge Alcala	RHP
8.	David Paulino	RHP	8.	Jorge Alcala	RHP	8.	Corbin Martin	RHP
9.	Colin Moran	IF	9.	David Paulino	RHP	9.	Hector Perez	RHP
10.	Corbin Martin	RHP	10.	J.D. Davis	3B	10.	J.D. Davis	IF

MINOR LEAGUE SYSTEM RANKINGS

Year	Baseball America	Baseball Prospectus	ESPN.com (Keith Law)
2017	3	11	12
2016	2	8	17
2015	14	12	3
2014	5	5	1
2013	9	9	4
2012	18	26	27
2011	26	28	27
2010	30	28	28
2009	30	30	30

2017 PLAYERS AND PITCHERS OF THE MONTH

Month	Player of the Month	Pitcher of the Month
April	OF Kyle Tucker	RHP Franklin Perez
May	OF Derek Fisher	RHP Hector Perez
June	IF Tyler White	RHP Forrest Whitley
July	IF Abraham Toro-Hernandez	RHP Rogelio Armenteros
August	IF AJ Reed	RHP Cristian Javier

ASTROS IN THE FUTURES GAME

Year Players

2017 **Yordan Alvarez** (1x1, RBI), **Derek Fisher** (1x2, 2RBI, 2B), **Kyle Tucker** (1x3, RBI)
 2016 **Alex Bregman** (3x5, R), **Joe Musgrove** (1.0 IP, 0 H, 0 R)
 2015 **Tony Kemp** (0x1, 2 BB, R), **Mark Appel** (1.0 IP, 1 H, 0 R)
 2014 **Domingo Santana** (0x2), **Michael Feliz** (1.0 IP, 2 H, 2 R, 2 SO)
 2013 **George Springer** (1x3), **Delino DeShields** (0x2), **Carlos Correa** (0x0)
 2012 **Jon Singleton** (3x4, BB, RBI, 2 R)
 2011 **Jose Altuve** (2x3, 2B)
 2010 **Jordan Lyles** (1.0 IP, 1 H, 0 R, 1 SO)
 2009 **Jason Castro** (1x2, HR, 3 RBI), **Chia-Jen Lo** (1.0 IP, 0 H, 2 BB, 1 SO)
 2008 **Polin Trinidad** (1.0 IP, 1 H, 1 SO)
 2007 **J.R. Towles** (0x1), **Jimmy Van Ostrand** (1x1, HR, RBI)
 2006 **Hunter Pence** (1x3, R, RBI), **Jason Hirsh** (starter, 1.0 IP, 1 H, 0 R, 1 SO)
 2005 **Troy Patton** (0.2 IP, 0 H, 0 R, 1 SO), **Fernando Nieve** (0.2 IP, 1 H, 0 R, 1 SO)
 2004 **Chris Burke** (1x2, R), **Willy Taveras** (0x2)
 2003 **Chris Burke** (0x2)
 2002 **John Buck** (0x1)
 2001 **Jason Lane** (0x2), **Carlos Hernandez** (1.0 IP, 3 H, 2 R, 3 SO)
 2000 **Carlos Hernandez**, **Wilfredo Rodriguez**
 1999 **Lance Berkman**

2017 ORGANIZATIONAL LEADERS

BATTING AVERAGE (MIN. 2.7PA/G)

Tony Kemp, FRE.....	329
Derek Fisher, FRE.....	318
Carmen Benedetti, QC/BC.....	316
Yordan Alvarez, QC/BC.....	304
Tyler White, FRE.....	300

RUNS SCORED

Tony Kemp, FRE.....	95
Myles Straw, BC/CC.....	90
AJ Reed, FRE.....	89
Ronnie Dawson, QC/BC.....	88
Tyler White, FRE.....	84

HITS

Tony Kemp, FRE.....	166
Myles Straw, BC/CC.....	140
Ronnie Dawson, QC/BC.....	136
Jason Martin, CC/BC.....	132
Tyler White, FRE.....	131

DOUBLES

Jason Martin, CC/BC.....	35
Kyle Tucker, CC/BC.....	33
Chuckie Robinson, QC.....	32
Daz Cameron, QC.....	29
Jack Mayfield, CC/FRE.....	28

TRIPLES

Tony Kemp, FRE.....	9
Daz Cameron, QC.....	8
4 others tied at 7	

TOTAL BASES

AJ Reed, FRE.....	250
Kyle Tucker, CC/BC.....	245
Tony Kemp, FRE.....	237
Jason Martin, CC/BC.....	231
Tyler White, FRE.....	230

HOME RUNS

AJ Reed, FRE.....	34
J.D. Davis, FRE/CC.....	26
Kyle Tucker, BC/CC.....	25
Tyler White, FRE.....	25
Preston Tucker, FRE.....	25

RUNS BATTED IN

AJ Reed, FRE.....	104
Preston Tucker, FRE.....	96
Kyle Tucker, CC/BC.....	90
Tyler White, FRE.....	89
J.D. Davis, FRE/CC.....	78

WALKS

Jon Singleton, CC.....	107
Myles Straw, BC/CC.....	94
AJ Reed, FRE.....	72
Preston Tucker, FRE.....	65
Carmen Benedetti, QC/BC.....	60

EXTRA-BASE HITS

Kyle Tucker, CC/BC.....	63
AJ Reed, FRE.....	58
Jason, Martin, CC/BC.....	58
Daz Cameron, QC.....	51
Preston Tucker, FRE.....	51

STOLEN BASES

Myles Straw, CC/BC.....	38
Daz Cameron, QC.....	32
Tony Kemp, FRE.....	24
Ramon Laureano, CC.....	24
Kristian Trompiz, QC/TRI/CC.....	22

ON-BASE % (FULL-SEASON)

Carmen Benedetti, QC/BC.....	421
Myles Straw, QC/LAN.....	405
Jon Kemmer, FRE.....	399
Max Stassi, FRE/CC.....	393
Derek Fisher, FRE.....	384

SLUGGING % (FULL-SEASON)

Derek Fisher, FRE.....	583
Jon Kemmer, FRE.....	533
Colin Moran, FRE.....	532
Tyler White, FRE.....	528
Kyle Tucker, CC/BC.....	528

OPS (FULL-SEASON)

Derek Fisher, FRE.....	967
Jon Kemmer, FRE.....	932
Colin Moran, FRE/QC.....	901
Tyler White, FRE.....	898
Max Stassi, FRE/CC.....	893

ERA (MIN. 100IP)

Rogelio Armenteros, FRE/CC.....	2.04
Yoanys Quiala, BC/CC.....	2.57
Jorge Alcalá, BC/QC.....	3.05
Alex Winkelman, CC/BC.....	3.21
Carson LaRue, QC/BC.....	3.23

WINS

Carson LaRue, BC/QC.....	12
Rogelio Armenteros, FRE/CC.....	10
Cy Sneed, FRE/CC.....	10
Yoanys Quiala, CC/BC.....	9
Trent Thornton, FRE/CC.....	9

SAVES

Jordan Jankowski, FRE.....	10
Nick Hernandez, CC/BC.....	10
Andrew Thome, FRE/CC/BC.....	8
5 others tied at 6	

INNINGS PITCHED

David Martinez, FRE.....	136.1
Trent Thornton, FRE/CC.....	131.1
Rogelio Armenteros, CC/FRE.....	123.2
Carson LaRue, QC/BC.....	120.0
Kent Emanuel, CC/FRE.....	116.1

STRIKEOUTS

Rogelio Armenteros, FRE/CC.....	146
Forrest Whitley, QC/BC/CC.....	143
Hector Perez, BC/QC.....	128
Framber Valdez, CC/BC.....	126
Brett Adcock, BC/QC.....	117

WHIP (MIN. 100IP)

Rogelio Armenteros, FRE/CC.....	1.04
Jorge Alcalá, BC/QC.....	1.06
Carson LaRue, BC/QC.....	1.13
Yoanys Quiala, BC/CC.....	1.19
Ryan Hartman, BC/QC.....	1.22

COMPLETE GAMES (FULL-SEASON)

Jorge Alcalá, BC/QC.....	1
Franklin Perez, BC/CC.....	1
Matt Bower, BC.....	1

SO PER 9.0 IP (MIN. 100IP)

Hector Perez, QC/BC.....	10.7
Rogelio Armenteros, FRE/CC.....	10.6
Framber Valdez, BC/CC.....	10.3
Brett Adcock, BC/QC.....	9.8
Alex Winkelman, CC/BC.....	9.5

BB PER 9.0 IP (MIN. 100IP)

Trent Thornton, LAN/CC.....	1.6
Yoanys Quiala, BC/CC.....	2.0
Carson LaRue, QC/BC.....	2.3
Ryan Hartman, BC/QC.....	2.7
Rogelio Armenteros, FRE/CC.....	2.8

SO PER BB (MIN. 100IP)

Trent Thornton, LAN/CC.....	4.39
Rogelio Armenteros, CC/FRE.....	3.84
Yoanys Quiala, BC/CC.....	3.83
Carson LaRue, QC/BC.....	3.50
Alex Winkelman, CC/BC.....	3.14

ORGANIZATIONAL LEADERS (SINCE 2005)

BATTING AVERAGE (MIN. 368 PA)

Year	Name	Level	AVG
2011	Jose Altuve	A-/AA	.389
2016	Myles Straw	A/A+	.358
2006	J.R. House	AA/AAA	.345
2010	J.D. Martinez	A/AA	.341
2009	Koby Clemens	A+/AA	.341
2015	AJ Reed	A-/AA	.340
2009	Drew Locke	AA	.338
2011	J.D. Martinez	AA	.338
2016	Danny Worth	AAA	.330
2017	Tony Kemp	AAA	.329

RUNS

Year	Name	Level	Runs
2014	Tony Kemp	A-/AA	121
2009	Jon Gaston	A+	119
2015	AJ Reed	A-/AA	113
2012	Delino DeShields	A/A+	113
2012	George Springer	A-/AA	109
2010	J.D. Martinez	A/AA	107
2015	Derek Fisher	A-/A	106
2013	George Springer	AA/AAA	106
2013	Andrew Aplin	A+	102
2008	Drew Sutton	AA	102

HITS

Year	Name	Level	Hits
2010	J.D. Martinez	A/AA	183
2015	AJ Reed	A-/AA	178
2009	J.B. Shuck	A+	175
2009	Josh Anderson	AA	173
2009	Drew Locke	AA	170
2006	J.R. House	AA/AAA	170
2014	Tony Kemp	A-/AA	167
2017	Tony Kemp	AAA	166
2008	Drew Sutton	AA	165
2012	Jimmy Paredes	AAA	161

DOUBLES

Year	Name	Level	2B
2010	Jake Goebbert	A	48
2009	Koby Clemens	A+/AA	45
2015	Mott Hyde	A/A+	40
2006	Brooks Conrad	AAA	40
2006	Neil Sellers	A+	40
2008	Victor Diaz	AAA	40
2010	J.D. Martinez	A/AA	40
2007	Mitch Einertson	A+	40
2006	Francisco Caraballo	A+	40

2 players tied at 39

HOME RUNS

Year	Name	Level	HR
2013	George Springer	AA/AAA	37
2009	Jon Gaston	A+	35
2012	Mike Hessman	AAA	35
2015	AJ Reed	A-/AA	34
2017	AJ Reed	AAA	34
2009	Brian Pellegrini	A/A+	34
2005	Luke Scott	AAA	31
2005	Hunter Pence	A/A+	31
2015	Chase McDonald	A+	30
2011	Kody Hinze	A+/AA	29
2012	Telvin Nash	A+	29

RUNS BATTED IN

Year	Name	Level	RBI
2015	AJ Reed	A-/AA	127
2009	Koby Clemens	A+/AA	123
2009	Drew Locke	AA	109
2013	George Springer	AA/AAA	108
2012	Erik Castro	A+	108
2012	Zach Johnson	A	108
2008	Victor Diaz	AAA	107
2013	Andrew Aplin	A+	107
2006	J.R. House	AA/AAA	105
2017	AJ Reed	AAA	104
2015	Matt Duffy	AAA	104

WALKS

Year	Name	Level	BB
2017	Jon Singleton	AA	107
2013	Nolan Fontana	A+	102
2015	Jamie Ritchie	A/A+	95
2017	Myles Straw	A+/AA	94
2011	Kody Hinze	A+/AA	94
2012	Jon Singleton	AAA	88
2015	AJ Reed	A-/AA	86
2015	Tyler White	AAA/AA	84
2005	Ben Zobrist	A/A+	84

five players

STOLEN BASES

Year	Name	Level	SB
2012	Delino DeShields	A/A+	101
2010	Jay Austin	A+	54
2014	Delino DeShields	AA	54
2013	Delino DeShields	A+	51
2010	Jimmy Paredes	A	50
2005	Josh Anderson	AA	50
2013	George Springer	AA/AAA	45
2016	Ramon Laureano	A+/AA	43
2006	Josh Anderson	AA	43
2008	Craig Corrado	A	43

ON-BASE PERCENTAGE (MIN. 372 PA)

Year	Name	Level	OBP
2015	Tyler White	AAA/AA	.442
2005	Ben Zobrist	A/A+	.437
2006	Ben Zobrist	AA	.434
2015	AJ Reed	A-/AA	.432
2006	Ole Sheldon	A/A+	.430
2016	Ramon Laureano	A+/AA	.428
2011	Jose Altuve	A+/AA	.426
2015	Jamie Ritchie	A/A+	.426
2016	Myles Straw	A/A+	.423
2017	Carmen Benedetti	A/A+	.421

SLUGGING PERCENTAGE (MIN. 368 PA)

Year	Name	Level	SLG
2009	Koby Clemens	A+/AA	.620
2015	AJ Reed	A-/AA	.612
2005	Luke Scott	AAA	.603
2013	George Springer	AA/AAA	.600
2015	Hunter Pence	A/A+	.598
2009	Jon Gaston	A+	.598
2015	Chase McDonald	A+	.592
2011	Jose Altuve	A+/AA	.591
2017	Derek Fisher	AAA	.583
2016	Alex Bregman	AA/AAA	.580

OPS (MIN. 368 PA)

Year	Name	Level	OPS
2015	AJ Reed	A-/AA	1.044
2009	Koby Clemens	A+/AA	1.036
2011	Jose Altuve	A+/AA	1.017
2013	George Springer	AA/AAA	1.010
2005	Hunter Pence	A/A+	.999
2015	Jon Kemmer	AA	.988
2016	Alex Bregman	AA/AAA	.986
2017	Derek Fisher	AAA	.967
2009	Jon Gaston	A+	.966
2005	Luke Scott	AAA	.966

ERA (MIN. 100 IP)

Year	Name	Level	ERA
2015	Joe Musgrove	AA/A/A+	1.88
2017	Rogelio Armenteros	AA/AAA	2.04
2015	Francis Martes	A/A+/AA	2.04
2006	Jason Hirsh	AAA	2.10
2005	Troy Patton	A/A+	2.18
2005	Jimmy Barthaiaer	A/A+	2.24
2006	Tip Fairchild	A/A+	2.45
2006	Matt Albers	AA/AAA	2.49
2006	Chris Sampson	AAA	2.51
2014	Tommy Shirley	AA/AAA	2.54

WINS

Year	Name	Level	W
2006	Tip Fairchild	A/A+	14
2013	David Martinez	AA/AAA	14
2012	Mike Folytynewicz	A	14
2012	Bobby Doran	A-/AA	14
2006	Jason Hirsh	AAA	13
2005	Jason Hirsh	AA	13
2005	Ronnie Ventura	A	13
2012	Jose Cisnero	AA/AA	13
2009	Polin Trinidad	AA/AA	13

11 players tied at 12

INNINGS PITCHED

Year	Name	Level	IP
2010	Andy Van Hekken	AAA	177.1
2010	Dallas Keuchel	A-/AA	174.1
2006	Tip Fairchild	A/A+	173.0
2005	Jason Hirsh	AA	172.1
2010	Josh Banks	AAA	171.2
2005	Tim McCluskey	AA/AAA	170.1
2009	Polin Trinidad	AA/AA	170.0
2008	Polin Trinidad	AA/A+	169.1
2012	Ross Seaton	AA/AAA	169.1
2005	Chance Douglass	A+	167.2

STRIKEOUTS

Year	Name	Level	SO
2005	Fernando Nieve	AA/AAA	171
2009	Jordan Lyles	A	167
2012	Nick Tropeano	A/A+	166
2005	Jason Hirsh	AA	165
2011	Jose Cisnero	A+	152
2013	Luis Cruz	A-/AA	150
2012	Jose Cisnero	AA/AAA	148
2005	Jimmy Barthaiaer	A/A+	148
2017	Rogelio Armenteros	AA/AAA	146
2005	Matt Albers	A+	146

*players in blue are still with the organization

2018 ASTROS BASEBALL OPERATIONS STAFF

Jeff Luhnow.....	General Manager
Mike Elias.....	Assistant General Manager, Player Acquisition
Brandon Taubman.....	Sr. Director, Baseball Operations, Research and Innovation
Craig Biggio.....	Special Assistant to the GM
Enos Cabell.....	Special Assistant to the GM
Kevin Goldstein.....	Special Assistant to the GM, Player Personnel
Sig Mejdal.....	Special Assistant to the GM, Process Improvement
Oz Ocampo.....	Special Assistant to the GM, Baseball Operations
Jay Edmiston.....	Director, Florida Operations
Mike Fast.....	Director, Research and Development
Bill Firkus.....	Director, Sports Medicine and Performance
Pete Putila.....	Director, Player Development
Armando Velasco.....	Director, Minor League Operations
Roman Ocumarez.....	Assistant Director, International Scouting
Ryan Hallahan.....	Senior Technical Architect
Derek Vigoa.....	Senior Manager, Team Operations
Danny Friedheim.....	Senior Developer, Research and Development
Caridad Cabrera.....	Manager, Latin American Development and Operations
Charles Cook.....	Manager, Amateur Scouting Analysis
Brendan Fournie.....	Manager, Baseball Operations
Matt Hogan.....	Manager, Pro Scouting Analysis
Tom Koch-Weser.....	Manager, Major League Video and Advance Scouting
Eve Rosenbaum.....	Manager, International Scouting
Colin Wyers.....	Manager, Research and Development
Adam Brodie.....	Research and Development Analyst
Catherine Cage.....	Research and Development Analyst
Ryan Ferguson.....	Research and Development Analyst
Will Sharp.....	Analyst, Pro Scouting
Chandler Evans.....	Developer, Research and Development
Doris Gonzalez.....	Supervisor, Education and Acculturation
Krystell Castillo.....	Executive Assistant, Baseball Administration
Jose Fernandez.....	Applied Sport Scientist
Tommy Kawamura.....	Coordinator, Major League Advance Information
Antonio Padilla.....	Coordinator, Major League Video and Advance Information
Samuel Visser.....	Coordinator, Minor League Technology
Brian Rodgers.....	Assistant, Player Acquisition
Sarah Steinberg.....	Assistant, Minor League Operations
Carl Schneider.....	Clubhouse and Equipment Manager
Steve Perry.....	Visiting Clubhouse Manager
Trevor Morris.....	Minor League Equipment Manager
Juan Huitron.....	Assistant Minor League Equipment Manager
Dr. David Lintner.....	Head Team Physician
Dr. Patrick McCulloch.....	Team Physician
Dr. Thomas Mehlhoff.....	Team Physician
Dr. James Muntz.....	Team Physician
Dr. Dana Harper.....	Team Chiropractor
Roberta Anding.....	Dietician

2018 ASTROS AMATEUR + INTERNATIONAL SCOUTING STAFF

Senior Scouting Advisor

Charlie Gonzalez

National Supervisor

Kris Gross

Domestic Crosscheckers

Ralph Bratton.....	Austin, TX
Evan Brannon.....	St. Petersburg, FL
Brad Budzinski.....	Irvine, CA
Gavin Dickey.....	Atlanta, GA

Domestic Scouts

Travis Coleman.....	Birmingham, AL
Tim Costic.....	Los Angeles, CA
Ryan Leake.....	San Diego, CA
Bobby St. Pierre.....	Atlanta, GA
Jim Stevenson.....	Tulsa, OK
Aaron Tassano.....	Phoenix, AZ
Joey Sola.....	San Juan, PR

Amateur Scouting Analysts

Aaron DelGiudice
Ronit Shah

Assistant Director, International Scouting

Roman Ocumarez

Supervisor, International Scouting

Alfredo Ulloa..... Dominican Republic

International Scouts

Daniel Acuña.....	Venezuela
Enrique Brito.....	Venezuela
Jose Palacios.....	Venezuela
Carlos Gonzalez.....	Panama
Leocadio Guevara.....	Dominican Republic/Nicaragua
Jose Lima.....	Dominican Republic
Johan Maya.....	Dominican Republic
Francis Mojica.....	Dominican Republic
Miguel Pintor.....	Mexico

Video & Technology

Hassan Wessin.....	Coordinator, International Technology
Francisco Navarro.....	Tryout Technology Assistant
Carlos Vasquez.....	Scouting Technology Assistant
Carlos Freites.....	Venezuela Camera Scout
Ryan Courville.....	Amateur Video Technician
Brandon Lowe.....	Amateur Video Technician

2018 BASEBALL OPERATIONS STAFF

GENERAL MANAGER



Jeff Luhnow

ASSISTANT GENERAL MANAGER, PLAYER ACQUISITION



Mike Elias

SENIOR DIRECTOR, BASEBALL OPERATIONS, ANALYTICS + INNOVATION



Brandon Taubman

SPECIAL ASSISTANTS TO THE GM



Craig Biggio



Enos Cabell



Kevin Goldstein



Sig Mejdal



Oz Ocampo

DIRECTORS



Jay Edmiston
Florida Operations



Mike Fast
R&D



Bill Firkus
Sports Med. & Performance



Pete Putila
Player Development



Armando Velasco
Minor League Ops.

2018 BASEBALL OPERATIONS STAFF



Roberta Anding
Dietician



Adam Brodie
R&D Analyst



Caridad Cabrera
Manager,
Latin Am. Development & Ops.



Catherine Cage
R&D Analyst



Krystell Castillo
Executive Assistant,
Baseball Administration



Charles Cook
Manager,
Amateur Scouting Analysis



Chandler Evans
Developer,
Research and Development



Ryan Ferguson
R&D Analyst



Jose Fernandez
Applied Sport Scientist



Brendan Fournie
Manager,
Baseball Operations



Danny Friedheim
Senior Developer,
Research and Development



Doris Gonzalez
Supervisor,
Education and Acculturation



Ryan Hallahan
Senior Technical
Architect



Dr. Dana Harper
Team Chiropractor



Matt Hogan
Manager,
Pro Scouting Analysis



Tom Koch-Weser
Manager,
ML Video & Advance Scouting



Dr. David Lintner
Head Team Physician



Tommy Kawamura
Coordinator,
ML Advance Information



Dr. Patrick McCulloch
Team Physician



Dr. Thomas Mehlhoff
Team Physician

2018 BASEBALL OPERATIONS STAFF



Trevor Morris
Minor League
Equipment Manager



Dr. James Muntz
Team Physician



Roman Ocumarez
Assistant Director,
International Scouting



Antonio Padilla
Coordinator,
ML Video & Advance Info.



Steve Perry
Visiting
Clubhouse Manager



Brian Rodgers
Assistant,
Player Acquisition



Eve Rosenbaum
Manager,
International Scouting



Carl Schneider
Clubhouse and Equipment
Manager



Will Sharp
Analyst,
Pro Scouting



Sarah Steinberg
Assistant,
Minor League Operations



Derek Vigoa
Senior Manager,
Team Operations



Sam Visser
Coordinator,
Minor League Technology



Colin Wyers
Manager,
Research and Development

2018 ASTROS AMATEUR SCOUTING STAFF

SENIOR SCOUTING ADVISOR




Charlie Gonzalez

NATIONAL SUPERVISOR



Kris Gross

DOMESTIC CROSSCHECKERS



Evan Brannon



Ralph Bratton



Brad Budzinski



Gavin Dickey

DOMESTIC SCOUTS



Travis Coleman



Tim Costic



Ryan Leake




Bobby St. Pierre



Jim Stevenson




Aaron Tassano



Joey Sola

AMATEUR SCOUTING ANALYSTS



Aaron DelGiudice



Ronit Shah

AMATEUR VIDEO TECHNICIANS



Ryan Courville



Brandon Lowe

2018 ASTROS INTERNATIONAL SCOUTING STAFF

ASSISTANT DIRECTOR



Roman Ocumarez

SUPERVISOR



Alfredo Ulloa

INTERNATIONAL SCOUTS



Daniel Acuña



Enrique Brito



Carlos Gonzalez



Leocadio Guevara



Jose Lima



Johan Maya



Francis Mojica



Jose Palacios



Miguel Pintor

2018 ASTROS INTERNATIONAL TECHNOLOGY STAFF



Hassan Wessin
Coordinator,
International Technology



Francisco Navarro
Tryout Technology
Assistant



Carlos Vasquez
Scouting Technology
Assistant



Carlos Freitas
Venezuela Camera Scout

2018 ASTROS MINOR LEAGUE COORDINATORS

MINOR LEAGUE

Josh Miller.....	Pitching Coordinator
Chris Holt.....	Assistant Pitching Coordinator
Josh Bonifay.....	Field Coordinator
Mark Bailey.....	Catching Coordinator
Bryan Baca.....	Medical Coordinator
JT Podell.....	Rehab Coordinator
Taylor Rhoades.....	Assistant Minor League Strength and Conditioning Coordinator
Jesse Michel.....	Mental Skills Coordinator
Alex Serrano.....	Mental Skills Coach

COORDINATORS/INSTRUCTORS

ASTROS AFFILIATE DIRECTORY

FRESNO GRIZZLIES - AAA

Pacific Coast League
 Chukchansi Park
 1800 Tulare St.
 Fresno, CA 93721
 (559) 320-4487
 (559) 264-0795 (Fax)
 Owner: Fresno Sports Management, LLC
 President: Chris Cummings
 Executive VP: Derek Franks
 Manager: Rodney Linares
 Pitching Coach: Dyar Miller
 Hitting Coach: Darryl Robinson
 Development Coach: Ray Hernandez
 Trainer: Lee Meyer
 Strength: Dwayne Peterson

CORPUS CHRISTI HOOKS - AA

Texas League
 Whataburger Field
 734 East Port Avenue
 Corpus Christi, TX 78401
 (361) 561-4665
 (361) 561-4666 (Fax)
 Owner: Houston Astros Baseball Club
 President: Ken Schrom
 General Manager: Wes Weigle
 Manager: Omar Lopez
 Pitching Coach: Bill Murphy
 Hitting Coach: Troy Snitker
 Development Coach: Mycal Jones
 Trainer: John Gregorich
 Strength: Rachel Balkovec

BUIES CREEK ASTROS - A+

Carolina League
 Jim Perry Stadium
 Campbell University
 76 Upchurch Lane
 Lillington, NC 27546
 Owner: Houston Astros Baseball Club
 General Manager: David Lane
 Manager: Morgan Ensberg
 Pitching Coach: Drew French
 Hitting Coach: Ben Rosenthal
 Development Coach: Nate Shaver
 Trainer: Christian Bermudez
 Strength: Hazael Wessin

QUAD CITY RIVER BANDITS - A

Midwest League
 Modern Woodmen Park
 209 South Gaines Street
 Davenport, IA 52802
 (563) 322-6348
 (563) 324-3109 (Fax)
 Owner: Main Street Iowa
 General Manager: Andrew Chesser
 Manager: Mickey Storey
 Pitching Coach: Graham Johnson
 Hitting Coach: Dillon Lawson
 Development Coach: Rafael Pena
 Trainer: Elliot Diehl
 Strength: Michael Hoffman

TRI-CITY VALLEYCATS - SS A

New York-Penn League
 Joseph L. Bruno Stadium
 80 Vandenburg Avenue
 Troy, NY 12180
 (518) 629-2287
 (518) 629-2299 (Fax)
 Owner/President: William Gladstone
 COO / EVP: Rick Murphy
 GM: Matt Callahan
 Manager: Jason Bell
 Pitching Coach: Erick Abreu
 Hitting Coach: Jeremy Barnes
 Trainer: Daniel Cerquera
 Strength: Mike Myers

GCL ASTROS - RK

Gulf Coast League
 The Ballpark of the Palm Beaches
 5444 Haverhill Road
 West Palm Beach, FL 33407
 (844) 676-2017
 (561) 408-0723 (Fax)
 General Manager: Jay Edmiston
 Manager: Wladimir Sutil
 Pitching Coach: Jose Rada
 Hitting Coach: Cesar Cedeno
 Hitting Coach: Rene Rojas
 Complex Hitting: Ralph Dickenson
 Complex Pitching: Todd Naskedov
 Trainer: Alana Ranucci
 Strength: Taylor Rhoades

DSL ASTROS - RK

Dominican Summer League
 Latin American Home of the Houston Astros
 Carretera Cruce de Guerra a Guerra
 Km1, La Mojarrá, Las Caobas
 Santo Domingo Este, DR
 (809) 526-5148
 Coord., Lat. Am. Dev.: Charlie Romero
 Intl. Dev. Manager.: Carlos Alfonso
 Senior Advisor: Julio Linares
 Manager/Field Coord.: Charlie Romero
 Pitching Coach/Coord.: Rick Aponte
 Hitting Coach: Luis Mateo
 Coach: Erik Acevedo
 Coach: Selin Aquino
 Coach: Carlos Lugo

DSL ASTROS (CONT.)

Coach : Alejandro Martinez
 Coach: Gerardo Olivares
 Coach: Omar Rosario
 Coach: Luis Reynoso
 Coach: Starlyng Sanchez
 Trainer: Dan Burciaga
 Trainer: Roman Rendon
 Trainer: Joan Segura
 Strength/Coord.: Geremias Guzman
 Strength/Rehab: Esteban Doria
 Strength.: Khoogas Mekaelian
 Strength: Brittany Wiebe

2018 MINOR LEAGUE COORDINATORS



JOSH MILLER

PITCHING COORDINATOR

YEAR IN BASEBALL: 18 / YEAR WITH HOUSTON: 12



Josh Miller is entering his 12th season with the Astros and his first as the organization's pitching coordinator. Miller has spent the last two seasons overseeing the Astros pitching programs at their complex in West Palm Beach, Fla. as the club's complex pitching coordinator.

Miller began his coaching career in 2013 as pitching coach at Rookie Level Greenville, which followed a two-year stint as a pro scout for the Astros. He spent three total seasons as Greenville's pitching coach, helping to lead the club to an Appalachian League Championship title in 2015.

A veteran of seven minor league seasons in the Phillies (2001-2003) and Astros (2005-08) organizations, Miller was originally drafted by Philadelphia in the 32nd round of the June 2001 draft out of North Carolina State University. During his 10 combined seasons in the minors and Independent leagues (2004-05, 2009-10), he posted a 67-55 record and a 4.01 ERA.

MANAGERIAL/COACHING CAREER

Year	Position	Team	Level	Organization
2011-12	Pro Scout			Houston
2013-15	Pitching Coach	Greenville	Rookie	Houston
2016-17	Complex Coordinator		Minor League	Houston
2018	Pitching Coordinator		Minor League	Houston



CHRIS HOLT

ASSISTANT PITCHING COORDINATOR

YEAR IN BASEBALL: 8 / YEAR WITH HOUSTON: 5



Chris Holt will serve as the Astros assistant pitching coordinator for the 2018 season. Holt has been with the Astros since 2014, serving stints as pitching coach at Buies Creek (2017), Quad Cities (2016) and Tri-City (2014-15).

Holt joined the Astros following a two-year stint as an associate scout with the Baltimore Orioles (2012-13). The former minor league pitcher served as pitching coordinator at the American Baseball Institute from 2011-13 and was a pitching instructor at The Winning Inning from 2013-14. Holt was the Dean and P.E. teacher for the Academy of Business and Leadership Education in St. Augustine, Fla. from 2008-11.

Holt also served as an assistant coach for his alma mater, Flagler College, from 2004-07. In 2004, Holt lived in Europe where he taught baseball to school kids during their physical education classes. Holt was selected in the 21st round of the 2002 draft by the Pittsburgh Pirates.

Chris resides in Portland, Maine, with his wife Shana, daughter Madison and son Jackson.

MANAGERIAL/COACHING CAREER

Year	Position	Team	Level	Organization
2014-15	Pitching Coach	Tri-City	Class A Short Season	Houston
2016	Pitching Coach	Quad Cities	Class A	Houston
2017	Pitching Coach	Buies Creek	Class A Advanced	Houston
2018	Assistant Pitching Coordinator		Minor League	Houston

2018 MINOR LEAGUE COORDINATORS



JOSH BONIFAY

FIELD COORDINATOR

YEAR IN BASEBALL: 20 / YEAR WITH HOUSTON: 7



Josh Bonifay is back with the Astros as field coordinator for the 2018 season. Last year, Bonifay served as the Major League field coordinator for the Texas Rangers.

Prior to his stint with the Rangers, Bonifay spent six seasons in the Astros minor league system, which included four seasons as a manager and two as a hitting coach.

Bonifay managed the Greeneville Astros from 2013-14 and in 2016, and managed the Quad Cities River Bandits in 2015. He was named the 2015 Midwest League Manager of the Year after leading Quad Cities to the best winning percentage in minor league baseball (.638). In 2013, he was named the Appalachian League Manager of the Year after leading the club to a 38-30 record (second-best record in franchise history) and a berth in the Appalachian League Championship Series.

A veteran of eight minor league seasons, Bonifay began his coaching career as a player/coach in the Pirates organization (2008-10) before joining the Astros in 2011. He served as hitting coach for Greeneville in 2011, and spent the 2012 season as hitting coach for Class A Lexington. While with the Legends, Bonifay was named to the South Atlantic League Postseason All-Star Team as a coach.

Bonifay played in 812 minor league games in his career, which included a stint with Double A Corpus Christi in 2006. He was originally selected by the Pirates out of UNC-Wilmington in the 24th round of the June 1999 draft. He posted a .284 batting average with 133 homers and 516 RBI in his career.

A native of Asheville, N.C., Bonifay is the son of former Pittsburgh Pirates general manager and current Reds special assistant to the general manager Cam Bonifay. Josh and his wife, Tiffany, reside in Granite Falls, N.C., and have two children, Cora (3) and Caroline (1).

MANAGERIAL/COACHING CAREER

Year	Position	Team	Level	Organization
2007-09	Player/Coach			Pittsburgh
2011	Hitting Coach	Greeneville	Rookie Level	Houston
2012	Hitting Coach	Lexington	Class A	Houston
2013-14	Manager	Greeneville	Rookie Level	Houston
2015	Manager	Quad Cities	Class A	Houston
2016	Manager	Greeneville	Rookie Level	Houston
2017	Field Coordinator		Major League	Texas
2018	Field Coordinator		Minor League	Houston



MARK BAILEY

CATCHING COORDINATOR

YEAR IN BASEBALL: 34 / YEAR WITH HOUSTON: 28



Mark Bailey enters his 21st season as a coach or instructor in the Astros organization, and his third as catching coordinator.

Bailey has been a mainstay in the Astros organization since beginning his coaching career as a hitting coach with the Class A Advanced Kissimmee Cobras in 1998. He has spent a total of seven seasons as a hitting coach in Houston's system, and from 2002-09 spent eight seasons as the Astros Major League bullpen coach where he helped guide the club to the NLCS in 2004 and the World Series in 2005.

Bailey played in parts of seven seasons in the Majors with Houston (1984-88) and San Francisco (1990, 1992), and was part of the Astros NL Western Division championship team in 1986. His best season came in 1985 for the Astros, where he played in 114 games and hit .265 with 10 homers and 45 RBI.

Bailey was drafted by Houston as an infielder in the sixth round of the 1982 draft out of Southwest Missouri State, but converted to catcher in the minors. At SMS, he was a three-year letterman in both baseball and basketball. He was also a two-time Division II All-American and set career records with 146 RBI and 16 game-winning RBI.

Mark and his wife, Mary Pat, have a son, John Patrick.

MANAGERIAL/COACHING CAREER

Year	Position	Team	Level	Organization
1998	Hitting Coach	Kissimmee	Class A Advanced	Houston
1999	Hitting Coach	Jackson	Double A	Houston
2000-01	Hitting Coach	Round Rock	Triple A	Houston
2002-09	Bullpen Coach	Houston	Major League	Houston
2010	Hitting Coach	Corpus Christi	Double A	Houston
2011-12	Hitting Coach	Tri-City	Class A Short Season	Houston
2013	Catching Coach	Corpus Christi	Double A	Houston
2014	Catching Coach	Lancaster	Class A Advanced	Houston
2015	Roving Catching Instructor		Minor League	Houston
2016-18	Catching Coordinator		Minor League	Houston

2018 MINOR LEAGUE COORDINATORS



BRYAN BACA

MEDICAL COORDINATOR

YEAR IN BASEBALL: 12 / YEAR WITH HOUSTON: 12



Bryan Baca enters his second season as medical coordinator in what will be his 12th season overall with the Astros organization.

Prior to his current post, Baca spent two seasons as athletic trainer at Triple A Fresno (2015-16), which followed a two-year stint as the athletic trainer at Double A Corpus Christi (2013-14). Baca joined the Astros organization in 2007 as the athletic trainer at Rookie Level Greenville and went on to serve as athletic trainer at Class A Short Season Tri-City for three years (2008-10) and Class A Advanced Lancaster for two years (2011-12).

A native of Santa Fe, N.M., Bryan is a graduate of New Mexico State where he earned a bachelor of science degree in athletic training. Prior to joining the Astros, he worked for the Santa Fe Roadrunners of the North American Hockey League.

TRAINING/COACHING CAREER

Year	Position	Team	Level	Organization
2007	Athletic Trainer	Greenville	Rookie	Houston
2008-10	Athletic Trainer	Tri-City	Class A Short Season	Houston
2011-12	Athletic Trainer	Lancaster	Class A Advanced	Houston
2013-14	Athletic Trainer	Corpus Christi	Double A	Houston
2015-16	Athletic Trainer	Fresno	Triple A	Houston
2017-18	Medical Coordinator		Minor League	Houston



JT PODELL

REHABILITATION COORDINATOR

YEAR IN BASEBALL: 3 / YEAR WITH HOUSTON: 3



JT Podell returns to the Astros for his third season as the club's rehabilitation coordinator. Podell runs the Astros minor league rehabilitation program out of the Astros facility in West Palm Beach, Fla., while also assisting with the rehab of the Astros Major League players.

Podell joined the Astros in March of 2016 after working as a physical therapist at a sports medicine clinic in Jacksonville, Fla. In 2014, he worked for the Arizona Diamondbacks as an intern.

Podell received his Doctorate of Physical Therapy from Lynchburg College in 2015, his Master in Sports Medicine from the University of Virginia in 2012, and his Bachelor of Science degree in athletic training and exercise science from Manchester University in 2011. During his time at Manchester University, he was a two-year letter winner on the baseball team.

Podell has been a presenter at multiple national conferences related to sports medicine for the National Athletic Trainers Association and the American Physical Therapy Association.

JT resides in West Palm Beach, Fla. with his wife, Julie.

TRAINING/COACHING CAREER

Year	Position	Team	Level	Organization
2016-18	Rehab Coordinator		Minor League	Houston

2018 MINOR LEAGUE COORDINATORS



TAYLOR RHOADES

ASSISTANT MINOR LEAGUE STRENGTH COORDINATOR
YEAR IN BASEBALL: 7 / YEAR WITH HOUSTON: 5



Taylor Rhoades returns to the Astros organization for his fifth season, and his first as assistant minor league strength and conditioning coordinator. Rhoades will work out of the Astros complex in West Palm Beach, Fla., where he will also serve as the strength coach for the GCL Astros.

Rhoades joined the Astros in 2014 as the strength and conditioning coach for the Class A Short Season Tri-City ValleyCats. He then moved up to Class A Advanced Lancaster in 2015, where he was named the Astros Strength and Conditioning Coach of the Year. Rhoades then served as the strength and conditioning coach for Double A Corpus Christi in 2016 and Triple A Fresno in 2017.

Rhoades, who played on the baseball team at Bowling Green State University, spent six months working as a graduate assistant in the university's strength and conditioning department, where he worked mainly with the Olympic sports athletes. Rhoades also spent two summers working for the Class A Kane County Cougars of the Midwest League.

TRAINING/COACHING CAREER

Year	Position	Team	Level	Organization
2014	Strength/Conditioning Coach	Tri-City	Class A Short Season	Houston
2015	Strength/Conditioning Coach	Lancaster	Class A Advanced	Houston
2016	Strength/Conditioning Coach	Corpus Christi	Double A	Houston
2017	Strength/Conditioning Coach	Fresno	Triple A	Houston
2018	Asst. Minor League Strength Coord.		Minor League	Houston



JESSE MICHEL

MENTAL SKILLS COORDINATOR
YEAR IN BASEBALL: 2 / YEAR WITH HOUSTON: 2



Jesse Michel enters his second season as the Astros mental skills coordinator. In his role, Jesse works closely with the Sports Medicine and Performance staff, coaches, players, and front office personnel to help develop the Astros Mental Training philosophy, and spearheads the effort to develop and implement a comprehensive Mental Training Program for the organization.

Prior to joining the Astros, Jesse spent four years as the Lead Master Resilience Trainer – Performance Expert at the Comprehensive Soldier and Family Fitness (CSF2) Training Center in Honolulu, Hawaii. The mission of CSF2 is to teach resilience, sport, and performance psychology skills to U.S. Army Soldiers, family members, and DA Civilians all over the world. In his role with CSF2, Jesse provided hands-on training and self-development tools so that members of the Army family were better able to cope with adversity, perform better in stressful situations, and thrive on and off the battlefield.

Jesse received his Ph.D. in Sport and Exercise Psychology from West Virginia University, where he served as the Mental Skills Coordinator for the Mountaineer Men's and Women's Swimming program from 2009-2013. In that role, Jesse was in charge of developing team and individual Mental Training Programs for Mountaineer athletes and coaches, which included NCAA All-Americans, Conference Coach of the Year Award winners, and United States Olympic Trial participants. Prior to his time at WVU, Jesse received his M.S. in Exercise and Sport Sciences at Ithaca College and his B.A. in Psychology at the University of California at San Diego. He is also currently listed on the United States Olympic Committee Sport Psychology Registry and is a Certified Consultant of the Association of Applied Sport Psychology (CC-AASP).

Jesse resides in Palm Beach Gardens, Fla., with his wife, Maj Jennifer Sherman, United States Air Force, and their dog Tinkerbell.

TRAINING/COACHING CAREER

Year	Position	Team	Level	Organization
2017-18	Mental Skills Coordinator		Minor League	Houston

2018 MINOR LEAGUE COORDINATORS



ALEX SERRANO

MENTAL SKILLS COACH

YEAR IN BASEBALL: 1 / YEAR WITH HOUSTON: 1



Alex Serrano enters his first season as a mental skills coach for the Astros. In his role, Serrano works with the mental skills coordinator to provide mental training and resources to the organization's players, coaches, and staff. As a native Spanish speaker, his primary focus is working closely with Astros Latin American players and coaches throughout the organization.

Prior to joining the Astros, Serrano served as Athletic Director for Universidad Adolfo Ibanez in Chile. Additionally, he has assisted a variety of athletes in their mental preparation for competition at the amateur, collegiate, Olympic and professional level.

Serrano holds a Doctorate in Sport Psychology from Florida State University and is a member of the Association of Applied Sport Psychology. A native of Santiago, Chile, Serrano won the Lone Star Conference discus championship as a member of the Track and Field team at Texas State University.

TRAINING/COACHING CAREER

Year	Position	Team	Level	Organization
2018	Mental Skills Coach		Minor League	Houston

TABLE OF CONTENTS

PLAYERS

PLAYER DEVELOPMENT

2017 REVIEW

OPPONENTS

HISTORY AND RECORDS

SPRING TRAINING

MEDIA INFORMATION

MINUTE MAID PARK



TRIPLE A PACIFIC COAST LEAGUE

FRESNO GRIZZLIES

1800 Tulare St. • Fresno, CA 93721
(559) 320-4487 • (559) 264-0795 (fax) • fresnogrizzlies.com

Affiliate year (first):..... Fourth (2015)
Stadium:..... Chukchansi Park
Capacity/Year Open:..... 12,000/2002

FRESNO IN 2017

Record:.....77-65
Finish:.....2nd, Pacific Northern Division

MANAGER

Rodney Linares

FRESNO STAFF

Owner:... Fresno Sports Management, LLC
President:..... Chris Cummings
Executive VP:..... Derek Franks
Pitching Coach:..... Dyar Miller
Hitting Coach:..... Darryl Robinson
Development Coach:..... Ray Hernandez
Trainer:..... Lee Meyer
Strength:..... Dwayne Peterson

PR CONTACT

Paul Braverman
pbraverman@fresnogrizzlies.com
(315) 521-0889

FRESNO PDC: The Astros and Grizzlies are entering the second year of a two-year Player Development Contract extension they signed in 2016. The original contract between the two clubs was signed prior to the 2015 season. Fresno is the ninth Triple A affiliate in Astros history, joining Oklahoma City, Round Rock, New Orleans, Tucson, Charleston, Memphis, Iowa and Denver.

POWER PLAYERS: The Grizzlies led all of minor league baseball with 200 home runs in 2017, which set a new franchise record. The club also set franchise records for runs (853) and RBI (805).

WINNING CULTURE: Despite not making the playoffs, the Fresno Grizzlies posted their third consecutive winning season in what was their third year of affiliation with the Astros. This marks the first time in Fresno franchise history that they have posted three straight winning seasons.

GOIN' DEEP: IF AJ Reed won the 2017 Joe Bauman Award for leading the minor leagues with 34 home runs. His homer total broke an 18-year Fresno franchise record that was previously held by Pedro Feliz (33 in 2000).

DON'T MESS WITH TONY: IF/OF Tony Kemp was named Fresno's MVP after leading all of Triple A baseball with 166 hits. Kemp hit .329 (fifth-best mark in Triple A), tallying 23 doubles, nine triples, 10 homers, 62 RBI, 24 steals and an .845 OPS (.375 OBP/.470 SLG). Kemp also received Fresno's Defensive Player of the Year honors.

QUITE A CATCH: OF Derek Fisher was a Pacific Coast League Postseason All-Star and a *Baseball America* Triple A All-Star after hitting .318 with 26 doubles, 21 homers, 66 RBI and 16 steals in 84 games with the Grizzlies. In addition to making his Major League debut with Houston, Fisher started in the SiriusXM All-Star Futures Game.

2017 FRESNO GRIZZLIES BATTING STATISTICS

BATTERS	AVG	G	AB	R	H	2B	3B	HR	RBI	BB	SO	SB	CS	OBP	SLG	SF	SH	HB	E
*Aplin, Andrew	.250	30	84	14	21	3	1	1	13	16	21	1	1	.375	.345	2	1	2	0
*Brignac, Reid	.251	110	387	53	97	17	3	13	52	41	116	4	1	.326	.411	4	1	4	11
*Centeno, Juan	.311	65	235	25	73	12	1	1	33	16	37	0	1	.354	.383	2	3	1	6
Correa, Carlos	.286	4	14	1	4	0	0	0	4	1	4	0	0	.313	.286	1	0	0	0
Davis, J.D.	.295	16	61	10	18	5	0	5	18	9	18	0	0	.370	.623	3	0	0	2
De Goti, Alex	.182	5	11	0	2	1	0	0	0	1	6	0	0	.250	.273	0	0	0	0
de Oleo, Eduardo	.304	6	23	0	7	2	0	0	0	0	5	0	0	.304	.391	0	0	0	0
Ferguson, Drew	.223	29	103	11	23	7	0	1	9	12	21	3	1	.304	.320	0	0	0	1
*Fisher, Derek	.318	84	343	63	109	26	1	21	66	35	74	16	10	.384	.583	2	1	3	1
Garcia, Alejandro	.269	50	160	27	43	11	0	1	19	5	16	4	3	.312	.356	0	3	5	2
Hernandez, Teoscar	.279	79	301	54	84	20	3	12	44	39	72	12	7	.369	.485	2	0	5	4
Johnson, Spencer	.125	4	8	0	1	0	0	0	0	1	4	0	0	.222	.125	0	0	0	0
*Kemmer, Jon	.299	87	304	68	91	17	3	16	57	44	95	6	2	.399	.533	2	0	8	3
*Kemp, Tony	.329	118	504	95	166	23	9	10	62	35	43	24	7	.375	.470	2	8	3	10
Mayfield, Jack	.273	42	154	28	42	12	0	6	23	10	30	3	0	.321	.468	0	0	1	5
*Moran, Colin	.308	79	302	53	93	15	1	18	63	31	55	0	3	.373	.543	3	0	2	10
Noel, Rico	.250	18	68	11	17	4	1	0	2	2	15	2	2	.292	.338	0	1	2	0
*Reed, A.J.	.261	127	476	89	124	24	0	34	104	72	146	0	0	.358	.525	5	0	3	10
*Rojas, Josh	.333	4	12	2	4	0	0	0	0	4	3	0	0	.500	.333	0	0	0	0
Stassi, Max	.266	73	241	54	64	14	0	12	33	38	67	1	1	.383	.473	0	0	8	3
*Stubbs, Garrett	.221	23	77	11	17	5	0	0	12	11	15	3	0	.341	.286	0	0	3	2
*Tucker, Preston	.250	128	492	84	123	20	7	24	96	65	102	2	3	.333	.465	10	0	1	3
#Walsh, Colin	.266	22	64	15	17	5	1	0	3	19	17	0	1	.434	.375	0	2	0	1
White, Tyler	.300	111	436	84	131	22	1	25	89	47	101	7	3	.371	.528	7	1	6	13
#Woodward, Trent	.214	3	14	1	3	1	1	0	3	0	7	0	0	.214	.429	0	0	0	1
TEAM TOTAL	.282	142	4874	853	1374	266	33	200	805	554	1090	88	46	.359	.473	45	21	57	105

* - left-handed hitter

- switch hitter

2017 FRESNO GRIZZLIES PITCHING STATISTICS

PITCHERS	W	L	ERA	G	GS	CGSHO	SV	IP	H	R	ER	HR	HB	BB	SO	WP	BK	AVG	
*Aplin, Andrew	0	0	1.80	5	0	0	0	5.0	3	1	1	1	0	2	2	0	0	.176	
Armenteros, Rogelio	8	1	2.16	10	10	0	0	58.1	42	15	14	5	2	19	72	2	0	.203	
Brignac, Reid	0	0	0.00	1	0	0	0	0.2	0	0	0	0	0	0	0	0	0	.000	
Coleman, Casey	3	5	6.75	12	12	0	0	64.0	76	50	48	8	2	32	56	5	2	.297	
Comer, Kevin	5	4	3.68	43	0	0	5	63.2	70	32	26	5	1	28	74	7	0	.278	
Deetz, Dean	3	4	6.40	17	10	0	0	45.0	46	34	32	5	4	41	55	5	0	.267	
Diaz, Dayan	4	3	4.13	35	0	0	2	48.0	47	22	22	3	0	18	52	4	0	.257	
Diaz, Jumbo	1	0	2.92	12	0	0	3	12.1	11	4	4	1	0	5	11	1	0	.234	
Dorris, Jacob	3	0	1.87	20	0	0	0	33.2	22	9	7	3	3	13	28	1	0	.185	
*Emanuel, Kent	1	2	7.71	9	8	0	1	42.0	71	39	36	7	0	20	28	1	0	.382	
Frias, Edison	1	3	6.91	6	6	0	0	27.1	38	27	21	4	2	18	19	1	0	.328	
Garcia, Alejandro	0	0	81.00	1	0	0	0	0.1	3	3	3	1	1	1	0	0	0	.750	
Garza, Ralph	0	0	9.00	1	0	0	0	2.0	1	2	2	0	0	2	2	0	0	.143	
*Guduan, Reymin	5	7	5.87	39	0	0	1	46.0	61	33	30	4	1	14	47	6	1	.316	
Harris, Will	0	0	18.00	1	0	0	0	1.0	2	2	2	0	0	1	1	0	0	.400	
Hauschild, Mike	6	2	4.58	18	18	0	0	90.1	85	46	46	8	6	53	79	8	0	.252	
*Holmes, Brian	2	2	9.11	19	5	0	1	53.1	73	57	54	11	2	29	46	2	0	.319	
Hoyt, James	2	0	1.93	13	0	0	4	14.0	10	3	3	1	1	6	18	3	0	.196	
Jankowski, Jordan	2	3	5.13	37	0	0	10	40.1	39	24	23	4	0	23	53	8	0	.250	
Martes, Francis	0	2	5.29	8	8	0	0	32.1	40	24	19	5	0	28	38	0	0	.299	
Martinez, David	7	12	4.69	25	23	0	0	136.1	143	77	71	19	7	47	101	3	0	.270	
McCullers Jr., Lance	0	1	9.00	1	1	0	0	3.0	3	3	3	0	0	5	1	1	0	.300	
McCurry, Brendan	4	2	4.43	35	0	0	6	44.2	51	29	22	6	7	12	52	1	1	.285	
McHugh, Collin	0	0	27.00	1	1	0	0	1.0	3	3	3	0	0	1	1	0	0	.500	
Mortensen, Jared	0	0	13.50	3	0	0	0	4.2	10	7	7	0	0	6	4	1	0	.417	
Morton, Charlie	0	1	1.50	2	2	0	0	6.0	4	1	1	1	0	2	3	0	0	.200	
Musgrove, Joe	1	0	0.00	1	1	0	0	7.0	1	0	0	0	0	2	7	0	0	.050	
Paulino, David	0	1	4.50	3	3	0	0	14.0	11	8	7	3	0	9	13	0	0	.208	
Perez, Tyson	3	0	5.48	31	0	0	3	44.1	57	28	27	6	0	11	27	3	0	.318	
Rodgers, Brady	2	0	1.10	3	3	0	0	16.1	14	2	2	0	1	1	11	1	0	.241	
*Sipp, Tony	0	0	4.50	2	0	0	0	2.0	2	1	1	0	0	0	0	1	0	.222	
Smith, Kyle	2	0	8.87	7	4	0	1	22.1	40	23	22	3	1	3	14	4	0	.404	
Sneed, Cy	1	1	11.21	4	4	0	0	17.2	25	22	22	4	1	7	14	2	0	.329	
*Stutzman, Sean	0	0	3.12	4	0	0	0	8.2	10	3	3	0	0	5	3	0	0	.303	
Thome, Andrew	0	0	7.50	8	0	0	0	12.0	17	11	10	0	0	7	7	0	1	.370	
Thompson, Ryan	0	1	15.26	6	0	0	0	7.2	18	13	13	2	3	2	6	0	0	.462	
Thornton, Trent	8	4	5.09	21	20	0	0	115.0	137	71	65	12	5	23	88	3	0	.295	
*Tolliver, Ashur	2	0	7.13	31	0	0	0	35.1	39	28	28	2	3	33	28	6	0	.289	
West, Aaron	0	1	4.53	33	0	0	0	43.2	72	25	22	1	1	8	36	2	0	.377	
White, Tyler	0	0	0135.00	1	0	0	0	0.1	6	5	5	1	0	2	0	0	0	.857	
Yuhl, Keegan	1	3	15.56	7	3	0	0	19.2	38	36	34	4	1	15	13	3	1	.409	
TEAM TOTAL	77	65	5.52	142	142	0	7	37	1241.1	1441	826	761	140	55	554	1110	85	6	.291

* - left-handed pitcher

FRESNO STAFF



RODNEY LINARES

MANAGER, FRESNO

YEAR IN BASEBALL: 22 / YEAR WITH HOUSTON: 21



Two-time Manager of the Year Award winner Rodney Linares returns to the Astros organization for his 21st season, his 12th as a manager and his first as manager at Triple A Fresno.

Linares has spent the last three seasons managing the Double A Corpus Christi Hooks, posting a combined 475-363 (.567) record in that span. From 2015-16, Linares led the club to the two winningest seasons in franchise history, as the Hooks won 85 games in 2016 and a club-record 89 games in 2015. Linares was named the Texas League Manager of the Year for his efforts in 2015, as Corpus Christi led all of minor league baseball in wins and became the second Texas League team in 20 years to reach 89 wins in a season.

Prior to joining the Hooks, Linares spent three seasons as manager at Lancaster (2012-14), where he helped guide the club to two California League Championship titles (2012, 2014). He was named the California League Manager of the Year in 2012.

Linares entered the coaching ranks in 1999 as a coach and scout for the Astros Dominican Republic operations following a two-year playing career in the Detroit (1997) and Houston (1998) minor league systems. He remained in that role through the 2004 season before becoming the hitting coach at Class A Lexington from 2005-06. Linares then spent three seasons as manager at Rookie Level Greeneville (2007-09) and two seasons as manager at Lexington (2010-11).

Linares has managed in the Arizona Fall League (2012), and three seasons in the Dominican Winter League, including the last two offseasons with Estrellas de Oriente.

The former infielder was originally signed by the Tigers as a non-drafted free agent in 1997.

Rodney and his wife, Rosanna, have two children, Steven and Ryan, and reside in San Pedro de Macoris, DR. His father, Julio, is the Astros Senior Advisor for Latin American Development and has been with the organization since 1973.

LINARES' RECORD AS A MANAGER

YEAR	CLUB	LEAGUE	WON	LOST	POSITION
2007	Greeneville (R)	Appalachian	17	51	Fifth
2008	Greeneville (R)	Appalachian	30	36	Fifth
2009	Greeneville (R)	Appalachian	27	40	Fourth
2010	Lexington (A)	South Atlantic	71	68	Fourth/Fourth
2011	Lexington (A)	South Atlantic	59	79	Third/Seventh
2012	Lancaster (A)	California	74	66	T-First/Second*
2013	Lancaster (A)	California	82	58	First/First
2014	Lancaster (A)	California	78	62	First/Third*
2015	Corpus Christi (AA)	Texas	89	51	First/Second
2016	Corpus Christi (AA)	Texas	85	55	First/Second
2017	Corpus Christi (AA)	Texas	67	71	Third/Second
Totals:			679	637	

*Won League Championship

FRESNO STAFF



DYAR MILLER

PITCHING COACH, FRESNO

YEAR IN BASEBALL: 51 / YEAR WITH HOUSTON: 6



Dyar Miller enters his sixth season in the Astros organization and his third as pitching coach at Triple A Fresno. Miller joined the Astros in 2013 as the organization's minor league pitching coordinator, a post he served in each of his first three seasons with the club. The 2018 season will be his 34th working in player development, and his 51st working in baseball as either a player, coach, instructor or coordinator.

Prior to joining the Astros, the former Major League pitcher spent 18 consecutive years in the Cardinals organization. Miller served as the Major League bullpen coach for the 2012 Cardinals club that reached the NLCS, which followed a four-year stint (2008-11) as minor league pitching coordinator, nine years as Triple A pitching coach (1995-96, 2001-07), and four years as minor league pitching instructor (1997-2000).

Miller joined the coaching ranks in 1985 with Double A Arkansas of the Cardinals organization, before moving up to the Cardinals Triple A club (Louisville) in 1986. He then spent the next eight seasons with three different organizations, serving stints as Major League bullpen coach for the White Sox from 1987-88, a minor league coach for the Tigers from 1989-90, and a pitching coach in the Indians system from 1991-94.

Miller had a 17-year playing career (1968-84), which included nine Major League seasons with four different MLB clubs (BAL, CAL, TOR, NYM). In his seven seasons in the Majors, he went 23-17 with 22 saves and a 3.23 ERA.

The Batesville, Ind. native is a graduate of New Point High School (IN) and Utah State University, where he played baseball and basketball. Miller served in the United States Air Force Reserve from 1968-74.

In 2001, Miller was named the recipient of the George Kissell Award for excellence in player development, and in January of 2007 was inducted into the Indiana Baseball Hall of Fame.

Dyar resides in Indianapolis, Ind., with his wife Bertha Jo. They have a blended family of six children, 12 grandchildren and two great grandchildren. In the offseason, Dyar is involved in church functions and the American Legion, and mentors young pitchers.



DARRYL ROBINSON

HITTING COACH, FRESNO

YEAR IN BASEBALL: 22 / YEAR WITH HOUSTON: 10



Darryl Robinson returns to Fresno for his second season as the club's hitting coach. Prior to joining the Grizzlies, Robinson spent eight seasons as the Astros hitting coach at Class A Advanced Lancaster.

With the JetHawks, Robinson was part of two California League Championship clubs (2014 and 2012), and helped oversee the development of current Astros stars Jose Altuve, Alex Bregman, Carlos Correa and George Springer during their time at Lancaster. In 2013, Robinson was named the California League Coach of the Year after his JetHawks led the minors in runs (976), walks (669), OBP (.384) and OPS (.853).

The former infielder played in the minor leagues for seven seasons in the Royals system (1986-1992), and also played in the independent leagues in parts of five seasons (1993, 1995-98). He was originally drafted by Kansas City in the second round of the June 1986 draft.

A graduate of Whitney-Young High School in Illinois, Darryl currently resides in Woodbury, Minn.

RAY HERNANDEZ

DEVELOPMENT COACH, FRESNO

YEAR IN BASEBALL: 4 / YEAR WITH HOUSTON: 1



Ray Hernandez joins the Astros for his first season as development coach at Fresno. Prior to joining the Astros, Hernandez spent three years as pitching coach at Cosumnes River College from 2015-17. He also spent one season coaching baseball at Elk Grove High School in Elk Grove, Calif.

Hernandez was drafted by the Diamondbacks in the 48th round of the 2011 draft, and pitched in the organization from 2011-13. He graduated from Cal State Fullerton University where he pitched two seasons on the school's baseball team.

Hernandez is working towards completing his post-grad degree from Concordia University.

FRESNO STAFF



LEE MEYER

ATHLETIC TRAINER, FRESNO

YEAR IN BASEBALL: 9 / YEAR WITH HOUSTON: 2



Lee Meyer will begin his second season as athletic trainer at Triple A Fresno. Meyer joined the Astros in 2017 from the New York Yankees, where he spent seven seasons working as an athletic trainer in the club's minor league system.

Meyer began his career in professional baseball at Class A Short Season Staten Island in 2010. He then went on to Class A Charleston (2011) before moving up to Class A Advanced Tampa for two seasons (2012-13) and Double A Trenton for three seasons (2014-16).

Meyer has also spent three offseasons as the head athletic trainer for the Cardenales de Lara in the Venezuelan Winter League.

Prior to landing a full-time position with the Yankees, Meyer served internships with the Rockies and Pirates, as well as the Indianapolis Colts of the NFL and Walt Disney World.

Meyer graduated from the University of Wisconsin-Stevens Point in 2008, receiving his bachelor's degree in athletic training with a minor in Spanish. He then earned his master's degree in sport management at Minnesota State University, Mankato in 2009. In 2016, he received a Distinguished Alumni award from his alma mater, UW-Stevens Point.

A Beaver, Wis. native, Lee resides in Pound, Wis. in the offseason. He is a Certified Strength and Conditioning Specialist, a Licensed Athletic Trainer and a Certified Athletic Trainer. Meyer has completed IRONMAN races in each of the last three years, raising over \$10,000 in charitable donations.



DWAYNE PETERSON

STRENGTH COACH, FRESNO

YEAR IN BASEBALL: 5 / YEAR WITH HOUSTON: 5



Dwayne Peterson returns to the Astros for his fifth season as a strength and conditioning coach. This will be his first season at Fresno. Peterson joined the Astros in 2014 at Greeneville, and has served stints at Corpus Christi (2017), Lancaster (2016) and Quad Cities (2015).

Prior to joining the Astros, Peterson completed strength and conditioning internships with Northern Kentucky University and the College of Mt. St. Joseph, where he was responsible for the school's baseball strength and conditioning program. During the offseason, he serves as the head baseball strength coach at Mt. St. Joseph.

This offseason, Peterson served as the strength and conditioning coach for the Mesa Solar Sox in the Arizona Fall League.

Peterson is a Certified Strength and Conditioning Specialist (CSCS), a Registered Strength and Conditioning Coach (RSCC) and is a USA Weightlifting (USAW) Level 1 Sports Performance Coach.

Peterson received his bachelor of science degree in exercise science in 2013 from Northern Kentucky University, where he is now pursuing his Master of Business Administration degree.

During his offseasons, Dwayne is a competitive powerlifter. He enjoys spending his offseasons in Erlanger, Kent, with his wife and three dogs.



2018 SCHEDULE

TABLE OF CONTENTS

PLAYERS

PLAYER DEVELOPMENT

2017 REVIEW

OPPONENTS

HISTORY AND RECORDS

SPRING TRAINING

MEDIA INFORMATION

MINUTE MAID PARK

APRIL						
SUN	MON	TUE	WED	THU	FRI	SAT
1	2	3	4	5 @RNO	6 @RNO	7 @RNO
8 @RNO	9 @RNO	10 7:05 PM TAC	11 6:35 PM TAC	12 7:05 PM TAC	13 7:05 PM RNO	14 7:05 PM RNO
15 1:05 PM RNO	16 11:05 AM RNO	17 @LV	18 @LV	19 @LV	20 @LV	21 @RNO
22 @RNO	23 @RNO	24 @LV	25 6:35 PM TAC	26 7:05 PM TAC	27 7:05 PM TAC	28 7:05 PM TAC
29 1:05 PM TAC	30 @SL	1	2	3	4	5

MAY						
SUN	MON	TUE	WED	THU	FRI	SAT
29	30	1 @SL	2 @SL	3 @SL	4 7:05 PM SAC	5 7:05 PM SAC
6 1:05 PM SAC	7 6:35 PM SAC	8 @LV	9 @LV	10 @LV	11 @LV	12 7:05 PM SL
13 1:05 PM SL	14 6:35 PM SL	15 11:05 AM SL	16	17 @ELP	18 @ELP	19 @ELP
20 @ELP	21 RNO	22 6:35 PM RNO	23 11:05 AM RNO	24 7:05 PM RNO	25 7:05 PM ELP	26 7:05 PM ELP
27 1:05 PM ELP	28 4:05 PM ELP	29 11:05 AM ELP	30 @ABQ	31 @ABQ	1	2

JUNE						
SUN	MON	TUE	WED	THU	FRI	SAT
27	28	29	30	31 @ABQ	1 @ABQ	2 @ABQ
3 @ABQ	4	5 7:05 PM COS	6 7:05 PM COS	7 7:05 PM COS	8 7:05 PM OKC	9 7:05 PM OKC
10 5:05 PM OKC	11 7:05 PM OKC	12	13 @NO	14 @NO	15 @NO	16 @RR
17 @RR	18 @RR	19 @RR	20	21 7:05 PM ABQ	22 7:05 PM ABQ	23 5:05 PM ABQ/ABQ
24	25 @ELP	26 @ELP	27 @ELP	28 @ELP	29 @SAC	30 @SAC

JULY						
SUN	MON	TUE	WED	THU	FRI	SAT
1 @SAC	2 @SAC	3 @SAC	4 8:35 PM LV	5 7:05 PM LV	6 7:05 PM LV	7 5:05 PM LV/LV
8	9	10	11	12 @TAC	13 @TAC	14 @TAC
15 @TAC	16 7:05 PM SAC	17 7:05 PM SAC	18 7:05 PM SAC	19 7:05 PM SAC	20 @ABQ	21 @ABQ
22 @ABQ	23 @ABQ	24 7:05 PM IOW	25 7:05 PM IOW	26 7:05 PM IOW	27 7:05 PM OMA	28 7:05 PM OMA
29 5:05 PM OMA	30 7:05 PM OMA	31	1	2	3	4

AUGUST						
SUN	MON	TUE	WED	THU	FRI	SAT
29	30	31	1 @NAS	2 @NAS	3 @NAS	4 @MEM
5 @MEM	6 @MEM	7 @MEM	8	9 7:05 PM ABQ	10 7:05 PM ABQ	11 7:05 PM ABQ
12 5:05 PM ABQ	13 7:05 PM LV	14 7:05 PM LV	15 7:05 PM LV	16 @TAC	17 @TAC	18 @TAC
19 @TAC	20	21 @SAC	22 @SAC	23 @SAC	24 7:05 PM SL	25 7:05 PM SL
26 5:05 PM SL	27 7:05 PM SL	28 7:05 PM ELP	29 7:05 PM ELP	30 7:05 PM ELP	31 @SL	1

SEPTEMBER						
SUN	MON	TUE	WED	THU	FRI	SAT
26	27	28	29	30	31	1 @SL
2 @SL	3 @SL	4	5	6	7	8

2018 SEASON PRESENTED BY



ABQ ALBUQUERQUE ISOTOPES
 COS COLORADO SPRINGS SKY SOX
 ELP EL PASO CHIHUAHUAS
 FRE FRESNO GRIZZLIES

IOW IOWA CUBS
 LV LAS VEGAS SIS
 MEM MEMPHIS REDBIRDS
 NAS NASHVILLE SOUNDS

NO NEW ORLEANS BABY CAKES
 OKC OKLAHOMA CITY DOGERS
 OMA OMAHA STORM CHASERS
 RNO RENO ACES

RR ROUND ROCK EXPRESS
 SAC SACRAMENTO RIVER CATS
 SL SALT LAKE BEES
 TAC TACOMA RAINERS

559.320.TIXS

RESNOGRIZZLIES.com

FIND US ON





DOUBLE A TEXAS LEAGUE

CORPUS CHRISTI HOOKS

734 East Port Avenue • Corpus Christi, TX 78401
(361) 561-4665 • (361) 561-4666 (fax) • cchooks.com

Affiliate year (first):.....14th (2005)
Stadium:.....Whataburger Field
Capacity/Year Open:.....7,500/2005

CORPUS CHRISTI IN 2017

Record:67-71
Finish:T-2nd, South Division

MANAGER

Omar Lopez

CORPUS CHRISTI STAFF

Owner:..... Houston Astros Baseball Club
President:..... Ken Schrom
GM:..... Wes Weigle
Pitching Coach:..... Bill Murphy
Hitting Coach:..... Troy Snyker
Development Coach:..... Myles Jones
Trainer:..... John Gregorich
Strength:..... Rachel Balkovec

PR CONTACT

Michael Coffin
mcoffin@cchooks.com
(361) 561-4711

ASTROS PURCHASE HOOKS: In 2013, the Houston Astros purchased the Corpus Christi Hooks baseball club from Ryan-Sanders Baseball LLC. The Hooks are one of four minor league affiliates owned and operated by the Astros, along with the Class A Advanced Bues Creek Astros, Gulf Coast League Astros and Dominican Summer League Astros.

PLAYERS OF THE YEAR: The Astros Minor League Player and Pitcher of the Year both found their way to Corpus Christi in 2017, as **OF Kyle Tucker** and **RHP Forrest Whitley** continued their rapid ascent through the minors by ending their seasons with the Hooks. Tucker clubbed 16 home runs with an .837 OPS in 72 games with the Hooks as one of the youngest players in the Texas League at 20 years old. Whitley posted a 1.84 ERA (BER/14.2IP) with 26 strikeouts and just four walks in four outings with the Hooks to close out the season.

J.D. POWER: IF J.D. Davis was arguably the top power hitter in the Texas League in 2017, and was rewarded with a Major League call-up for his efforts. The 24-year-old hit .279 with 18 doubles, 21 homers, 60 RBI and an .850 OPS in 87 games with the Hooks, earning Texas League Midseason All-Star honors. After making his Major League debut with the Astros in August, he went on to hit four doubles and four homers in 24 games in the big leagues.

EXCITING ARM: In 2017, **RHP Rogelio Armenteros** put himself on the map as a prospect with a legitimate Major League future. The crafty right-hander posted a combined 10-4 record with a 2.04 ERA and 146 strikeouts with 38 walks in 123.2 innings between Corpus Christi and Triple A Fresno. While with the Hooks, Armenteros was named a Texas League Midseason All-Star.

GIVE ME FUEL GIVE ME FIRE: RHP Dean Deetz had a breakout season with the Hooks, which culminated with the Astros adding him to their 40-man roster in the offseason. The hard-throwing right-hander posted a 4-2 record and a 1.82 ERA with 42 strikeouts in 39.2 innings with the Hooks in 2017.

2017 CORPUS CHRISTI HOOKS BATTING STATISTICS


BATTERS	AVG	G	AB	R	H	2B	3B	HR	RBI	BB	SO	SB	CS	OBP	SLG	SH	HB	E	
*Bernal, Ihan	.000	1	1	0	0	0	0	0	0	0	1	0	0	.000	.000	0	0	0	
*Birk, Ryne	.246	37	126	13	31	2	0	7	24	7	22	1	2	.286	.429	0	1	0	
*Boyd, Bobby	.186	26	86	8	16	3	1	2	7	24	3	0	2	.253	.314	1	2	3	
#Canelon, Carlos	.208	8	24	4	5	0	0	1	1	3	8	0	0	.296	.333	0	0	1	
Correa, Carlos	.300	2	10	2	3	1	0	0	1	0	1	0	0	.300	.400	0	0	1	
Davis, J.D.	.279	87	351	49	98	18	0	21	60	31	90	5	2	.340	.510	3	0	13	
De La Cruz, Bryan	.179	10	28	4	5	2	0	1	5	2	7	0	0	.250	.357	1	0	1	
Ferguson, Drew	.292	84	312	55	91	18	0	8	32	45	77	15	5	.390	.426	0	1	5	
Garcia, Alejandro	.202	42	163	13	33	7	2	3	16	4	29	2	4	.244	.325	0	2	5	
Gattis, Evan	.000	2	5	1	0	0	0	0	0	2	2	0	0	.286	.000	0	0	0	
Hyde, Mott	.207	26	82	12	17	1	0	2	6	12	32	5	2	.330	.293	0	1	3	
Johnson, Spencer	.158	5	19	1	3	0	0	0	1	0	8	0	0	.158	.158	0	0	0	
Laureano, Ramon	.227	123	463	65	105	21	6	11	55	40	110	24	5	.298	.369	2	0	8	
Marisnick, Jake	.429	2	7	2	3	1	0	1	2	0	2	0	0	.429	1.000	0	0	0	
*Martin, Jason	.273	79	300	38	82	24	3	11	37	19	82	7	6	.319	.483	0	0	1	
Mayfield, Jack	.289	70	270	39	78	16	2	14	44	17	57	7	2	.330	.519	3	0	1	
McCall, Dextere	.242	37	128	17	31	3	1	6	13	6	39	0	0	.276	.422	0	0	2	
Michelena, Arturo	.210	52	162	15	34	2	0	1	9	10	42	0	1	.263	.241	1	0	2	
Muniz, Bryan	.203	32	118	11	24	5	0	1	6	4	30	0	0	.236	.271	0	0	1	
Noel, Rico	.185	7	27	1	5	0	0	1	3	3	10	2	0	.267	.296	0	0	0	
Nunez, Antonio	.223	114	363	34	81	7	2	2	25	45	100	8	6	.316	.270	2	4	5	
Ritchie, Jamie	.256	76	242	27	62	8	1	3	20	45	44	3	0	.382	.335	1	0	5	
Sanchez-Galan, Ozziel	-	1	0	1	0	0	0	0	0	0	0	0	0	-	-	0	0	0	
*Singleton, Jon	.205	117	385	55	79	20	0	18	62	107	132	3	0	.376	.397	6	0	2	
Stassi, Max	.444	3	9	5	4	1	0	2	4	3	3	0	0	.615	1.222	0	0	1	
Straw, Myles	.239	13	46	9	11	0	0	0	3	7	9	2	0	.340	.239	0	1	0	
*Stubbs, Garrett	.236	75	263	36	62	13	0	4	25	32	44	8	0	.324	.331	1	1	3	
Trompitz, Kristian	.222	17	54	3	12	0	0	0	4	2	13	2	1	.250	.222	0	1	0	
*Tucker, Kyle	.265	72	287	39	76	21	1	16	47	22	64	8	4	.325	.512	3	0	5	
#Walsh, Colin	.146	12	41	5	6	2	0	1	4	10	14	0	0	.227	.268	0	0	1	
Wolfe, Tyler	.152	12	33	5	5	1	0	2	6	1	12	0	0	.300	.364	0	0	1	
#Woodward, Trent	.259	44	143	17	37	6	0	4	20	21	41	0	0	.365	.385	0	1	3	
TEAM TOTAL	.242	138	4548	586	1099	203	19	143	542	507	1149	105	40	.324	.389	24	15	57	125
* - left-handed hitter																			
# - switch hitter																			

2017 CORPUS CHRISTI HOOKS PITCHING STATISTICS

PITCHERS	W	L	ERA	G	GS	CGSHO	SV	IP	H	R	ER	HR	HB	BB	SO	WP	BK	AVG	
Armenteros, Rogelio	2	3	1.93	14	10	0	0	1	65.1	49	15	14	3	2	19	74	2	1	.207
Bostick, Akeem	6	6	4.59	18	13	0	0	0	80.1	97	42	41	7	1	20	58	3	0	.299
Comer, Kevin	0	0	0.00	2	0	0	0	1	3.0	1	0	0	0	0	0	5	0	0	.100
Deemes, Ryan	0	0	7.71	1	0	0	0	0	2.1	3	2	2	1	0	0	3	0	0	.300
Deetz, Dean	4	2	1.82	8	6	0	0	0	39.2	27	8	8	3	1	9	42	0	0	.194
Dorris, Jacob	1	2	3.99	23	0	0	0	3	38.1	38	21	17	5	8	15	47	2	2	.259
Dykhooorn, Brock	3	5	4.62	25	16	0	0	1	99.1	109	54	51	9	5	40	84	11	0	.279
*Emanuel, Kent	5	5	4.60	16	11	0	0	0	74.1	95	42	38	7	5	17	63	2	0	.318
Feliz, Michael	0	0	0.00	1	0	0	0	0	1.0	0	0	0	0	0	1	1	0	0	.000
Ferrell, Riley	2	2	3.81	36	0	0	0	4	52.0	51	24	22	2	4	14	55	4	0	.263
*Freeman, Michael	2	0	3.15	14	0	0	0	1	20.0	21	9	7	1	3	16	14	3	1	.280
Garza, Ralph	1	1	4.97	15	0	0	0	0	25.1	23	14	14	4	1	18	23	2	0	.253
Harris, Will	0	0	0.00	1	0	0	0	0	1.0	0	0	0	0	0	0	1	0	0	.000
Hernandez, Nick	1	2	5.84	14	0	0	0	1	24.2	17	20	16	7	3	15	22	2	0	.187
Hill, Kevin	1	0	0.00	2	0	0	0	0	5.1	3	0	0	0	0	3	2	0	0	.158
*Hiraldo, Carlos	0	0	3.68	3	0	0	0	0	7.1	10	3	3	1	0	5	5	1	0	.357
James, Josh	4	8	4.38	21	11	0	0	3	76.0	79	48	37	1	7	32	72	7	0	.262
*Keuchel, Dallas	0	0	0.00	1	1	0	0	0	3.0	2	0	0	0	0	1	3	0	1	.182
McCullers Jr., Lance	1	0	3.60	1	1	0	0	0	5.0	5	2	2	0	0	1	2	0	0	.278
McHugh, Collin	0	0	3.60	4	4	0	0	0	15.0	18	10	6	1	1	4	11	0	0	.290
*Minnis, Albert	0	0	0.00	3	0	0	0	0	2.2	2	1	0	0	0	0	1	1	0	.167
Morton, Charlie	0	0	0.00	1	1	0	0	0	4.1	1	2	0	0	0	2	5	0	0	.067
*Perez, Cionel	0	0	5.54	4	3	0	0	0	13.0	15	8	8	1	2	5	10	1	0	.294
Perez, Franklin	2	1	3.09	7	6	0	0	1	32.0	33	13	11	2	1	11	25	1	0	.266
Peterson, Eric	1	2	12.15	8	0	0	0	0	13.1	29	19	18	3	1	4	9	2	1	.446
Quiala, Yoanys	4	4	2.86	12	7	0	0	0	50.1	65	26	16	3	1	11	33	2	0	.302
Ramirez, Yohan	0	0	1.93	1	1	0	0	0	4.2	3	1	1	0	0	1	8	0	0	.188
*Sipp, Tony	0	0	0.00	1	1	0	0	0	1.0	0	0	0	0	0	1	2	0	0	.000
Smith, Kyle	2	1	2.33	12	8	0	0	2	54.0	44	19	14	1	1	15	46	2	0	.221
Sneed, Cy	9	5	5.01	22	14	0	0	1	97.0	117	61	54	12	5	33	81	6	0	.297
*Stutzman, Sean	1	1	3.51	13	0	0	0	0	25.2	23	10	10	4	0	9	30	0	0	.237
Thome, Andrew	4	4	2.85	28	0	0	0	7	41.0	36	15	13	3	0	13	33	0	0	.232
Thompson, Ryan	2	3	2.59	31	0	0	0	6	59.0	59	24	17	3	2	11	55	3	0	.255
Thornton, Trent	1	2	6.06	4	3	0	0	0	16.1	25	14	11	2	0	0	13	1	0	.329
*Valdez, Framber	5	5	5.88	12	9	0	0	0	49.0	60	33	32	4	5	23	53	3	1	.306
Walter, Andrew	1	0	6.28	9	0	0	0	1	14.1	23	12	10	1	1	2	14	1	0	.354
Whitley, Forrest	0	0	1.84	4	2	0	0	0	14.2	8	3	3	1	1	4	26	0	0	.157
*Winkelman, Alex	2	7	4.04	18	10	0	0	0	71.1	85	54	32	6	5	29	64	2	0	.286
Yuhl, Keegan	8	3	3.04	19	17	0	0	1	97.2	97	37	33	6	3	21	75	1	0	.258
TEAM TOTAL	67	71	3.95	138	138	0	9	33	1202.0	1276	629	527	99	66	404	1095	64	5	.271

* - left-handed pitcher

CORPUS CHRISTI STAFF



OMAR LOPEZ

MANAGER, CORPUS CHRISTI

YEAR IN BASEBALL: 23 / YEAR WITH HOUSTON: 20



Omar Lopez begins his 20th season in the Astros organization, and his first as manager at Corpus Christi. Lopez has been a manager in the Astros system since 2008, serving stints at Buies Creek (2017), Quad Cities (2013-14, 2016), Lancaster (2015), Greeneville (2011-12), the Gulf Coast League (2009-10) and Venezuelan Summer League (2008). In 2013, Lopez led Quad Cities to a Midwest League Championship title after an 81-57 finish in the regular season.

Lopez was named the Manager of the Year in the Venezuelan Professional Baseball League for the 2014-15 season after guiding the Caribes de Anzoategui to a league-best 39-24 regular season record and an LVBP Championship title in what was his first year as the club's manager. The 38-year-old Lopez was the youngest manager in the league and became just the third manager in the history of the Caribes club to win the prestigious award.

In 2010, Lopez earned the Astros Player Development Man of the Year award, as he was credited with guiding the organization's Spanish-speaking prospects through their first year of professional baseball in the United States. Prior to starting his managerial career in 2008, Lopez served as a hitting and infield instructor in the Astros Venezuelan program and was a full-time scout from 1999-2007. While in Venezuela, Lopez was one of the scouts who recommended that the Astros sign Jose Altuve, who was a 16-year-old free agent at the time.

A native of Valencia, Venezuela, Lopez played three seasons of minor league baseball with the Chicago White Sox (1996-97) and Arizona Diamondbacks (1998). He played his first professional season with Rookie Level Bristol in 1996, leading the club in walks over 55 games. In 1997 at Bristol, the third baseman hit .276 with 23 RBI while setting career highs in almost every category. He finished his career in 1998 with Arizona's Class A affiliate at South Bend.

Omar and his wife Helen reside in Orlando, Fla. They have two children, Omar Eduardo and Emily Gabriela.

CORPUS CHRISTI STAFF

LOPEZ'S RECORD AS A MANAGER


YEAR	CLUB	LEAGUE	WON	LOST	POSITION
2008	VSL Astros (R)	Venezuelan Summer	37	31	Third
2009	GCL Astros (R)	Gulf Coast	18	38	Fifth
2010	GCL Astros (R)	Gulf Coast League	20	36	Fifth
2011	Greeneville (R)	Appalachian	25	43	Fourth
2012	Greeneville (R)	Appalachian	36	32	Third
2013	Quad Cities (A)	Midwest	81	57	Second*
2014	Quad Cities (A)	Midwest	70	69	Fifth
2015	Lancaster (A)	California	75	65	Third
2016	Quad Cities (A)	Midwest	61	78	Seventh
2017	Buies Creek (A)	Carolina	74	65	First

Totals:

497

514

*Won League Championship



BILL MURPHY

PITCHING COACH, CORPUS CHRISTI


YEAR IN BASEBALL: 3 / YEAR WITH HOUSTON: 3



Bill Murphy returns to the Astros for his third season, and his first as pitching coach for the Corpus Christi Hooks. Murphy joined the Astros in 2016 as pitching coach at Greeneville, before moving to Tri-City to serve as pitching coach for the 2017 season. Prior to joining the Astros, Murphy served stints as the pitching coach at Brown University and co-manager and pitching coach for the Northwoods Collegiate League Battle Creek Bombers.

In 2013, Murphy was a volunteer assistant coach at Georgetown University, and also coached in the Cal Ripken Collegiate League with the Rockville Express. Murphy was a full-time coach at Roselle Catholic High School from 2010-11 and 2012-13, which included stints as the varsity pitching coach. He has also coached at the American Legion level (2011-12), and in 2012 was an assistant coach for the Middlesex Rays of the Atlantic Baseball Confederation Collegiate League.

Murphy graduated from Rutgers University in 2010 with a bachelor's degree in psychology and a minor in history. While at Rutgers, he was a pitcher on the baseball team for three years. Murphy received his MBA in management from Wagner College in Staten Island, N.Y., where he played first base during his final year of eligibility.



TROY SNITKER

HITTING COACH, CORPUS CHRISTI

YEAR IN BASEBALL: 6 / YEAR WITH HOUSTON: 3



Troy Snitker returns to the Astros for his third season, and his first as hitting coach at Corpus Christi. Snitker joined the Astros in 2016 as the organization's rehab hitting coordinator and a coach for the GCL Astros. In 2017, he was the hitting coach at Class A Advanced Buies Creek.

Prior to joining the Astros, Snitker was a graduate assistant on the baseball coaching staff at his alma mater, the University of North Georgia.

The former catcher played two seasons in the Atlanta Braves minor league system (2011-12) before getting traded to Pittsburgh in 2013. He then played one season in the Independent Atlantic League (2013).

Snitker was drafted by the Braves in the 19th round of the 2011 draft after a highly successful two-year run at North Georgia. During his final season at the school in 2011, Snitker was named Peach Belt All-Conference after hitting .340 with a team-best six home runs and 44 RBI, while starting behind the dish in all 54 of the Saints' games.

Snitker has a bachelor's degree in exercise science and a master's degree in physical education. He is also a Certified Strength and Conditioning Specialist (CSCS) and is certified by the Titleist Performance Institute.

Troy is the son of Atlanta Braves manager Brian Snitker, and is a graduate of Brookwood High School in Snellville, Ga.

CORPUS CHRISTI STAFF



MYCAL JONES

DEVELOPMENT COACH, CORPUS CHRISTI
YEAR IN BASEBALL: 9 / YEAR WITH HOUSTON: 1



Mycal Jones joins the Astros for his first season as development coach at Corpus Christi.

Jones played seven seasons in the Braves minor league system (2009-15), and also played one season in the Independent Atlantic League (2016). A center fielder and shortstop, Jones was selected by the Braves in the fourth round of the 2009 draft out of Miami-Dade College. He was a 2016 Atlantic League All-Star, a Double A Southern League Midseason All-Star in 2014, and was named the Braves Advanced Single A Player of the Year in 2010.

Following his playing career, Jones opened up the Mycal Jones Baseball Academy in Naples, Fla in September of 2016. He began coaching youth baseball in 2013 at Big Diamond Athletics (2013-15) and the Florida Athletic Development Center (2016-17).

Jones earned his associate of arts degree in communication, public relations, from Miami-Dade College in 2009.



JOHN GREGORICH

ATHLETIC TRAINER, CORPUS CHRISTI
YEAR IN BASEBALL: 7 / YEAR WITH HOUSTON: 5



John Gregorich returns to the Astros for his fifth season, and his first with Corpus Christi. Gregorich has been the athletic trainer at Buies Creek (2017), Tri-City (2015-16) and Greeneville (2014) during his time with Houston. In 2014, he was named the 2014 PBATS Appalachian League Athletic Trainer of the Year.

Prior to joining the Astros, Gregorich was a sports medicine intern for the Cleveland Indians (2013), and in 2012 interned with the Indians Class A affiliate, the Lake County Captains. Gregorich also served as a graduate student athletic trainer for the University of Tennessee at Chattanooga during the 2012 football season.

Gregorich received his Master of Science degree in athletic training from the University of Tennessee at Chattanooga in 2013. In 2011, he received his bachelor's degree in exercise science from Bellarmine University in Louisville, Ky. Originally from Chardon, Ohio, John and his wife Chrystal currently reside in West Palm Beach, Fla.



RACHEL BALKOVEC

STRENGTH COACH, CORPUS CHRISTI
YEAR IN BASEBALL: 7 / YEAR WITH HOUSTON: 3



Rachel Balkovec returns to the Astros for her third season, and her first as the strength and conditioning coach at Corpus Christi. Balkovec has spent the last two seasons as Houston's Latin American strength and conditioning coordinator. In 2017, she also served as the strength and conditioning coach for the Rookie Level GCL Astros.

Prior to joining the Astros, Balkovec spent two years with the Cardinals as the club's minor league strength and conditioning coordinator, and was a strength and conditioning coach with the Chicago White Sox during the 2013-14 offseason.

Balkovec, who is bilingual, began her career in pro baseball with a stint as a minor league strength and conditioning coach with the Cardinals in 2012. She then went to work in marketing and promotions for Los Tigres del Licey of the Dominican Winter League, before serving as a strength and conditioning coach with the Arizona Fall League. Balkovec also served a stint as a volunteer assistant strength and conditioning coach with Arizona State University.

Rachel graduated from the University of New Mexico in 2009 with a bachelor's degree in kinesiology and exercise science. She received her Master's degree in sports administration from Louisiana State University, where she also served as a graduate assistant strength and conditioning coach. While at New Mexico, Balkovec was a catcher on the softball team.

TABLE OF CONTENTS

PLAYERS

PLAYER DEVELOPMENT

2017 REVIEW

OPPONENTS


HISTORY AND RECORDS

SPRING TRAINING

MEDIA INFORMATION

MINUTE MAID PARK

PLAYER DEVELOPMENT



APRIL

SUN	MON	TUE	WED	THU	FRI	SAT
1	2	3	4	5 6:25	6 7:05	7 6:05
				NWA	NWA	NWA
8 2:10	9 7:10	10 11:00	11	12 7:05	13 7:05	14 7:05
ARK	ARK	ARK		NWA	NWA	NWA
15 2:05	16 7:05	17 7:05	18	19 7:05	20 7:05	21 7:05
ARK	ARK	ARK		FRI	FRI	FRI
22 4:05	23 7:05	24 7:05	25 7:05	26 7:05	27 7:05	28 7:05
FRI	MID	MID	MID	MID	FRI	FRI
29 2:05	30 7:05					
FRI	FRI					

MAY

SUN	MON	TUE	WED	THU	FRI	SAT
1	2	3 6:30	4 11:00	5 7:00	6 7:00	7 7:05
		MID	MID	MID	MID	SAN
8 2:05	9 7:05	10 7:05	11 7:05	12 7:05	13 7:05	14 7:05
SAN	SAN	SAN		MID	MID	MID
15 7:05	16 7:05	17 7:05	18 7:05	19 7:05	20 7:05	21 7:05
MID	SAN	SAN	SAN	SAN	FRI	FRI
22 4:05	23 7:05	24 7:05	25 7:05	26 7:05	27 7:05	28 7:05
FRI	FRI	SPR	SPR	SPR	TUL	TUL
29 6:05	30 6:30	31 7:10				
TUL		SPR	SPR	SPR		

JUNE

SUN	MON	TUE	WED	THU	FRI	SAT
1	2	3 7:05	4 7:05	5 7:05	6 7:05	7 7:05
		TUL	TUL			
8 1:05	9	10 7:05	11 7:05	12 7:05	13 7:05	14 7:05
TUL		FRI	FRI	FRI	FRI	SAN
15 6:05	16 7:05	17 7:05	18 6:30	19 7:00	20 7:00	21 7:00
SAN	SAN	SAN	MID	MID	MID	MID
22 4:05	23 18** 7:05	24 7:05	25 7:05	26 7:05	27 7:05	28 7:05
SAN	SAN	SAN	SAN	FRI	FRI	FRI
29 6:05	30	31 ASG		2 7:10	3 7:10	4 6:10
FRI				ARK	ARK	ARK

JULY

SUN	MON	TUE	WED	THU	FRI	SAT
1 4:05	2 6:35	3 6:35	4 7:05	5 7:05	6 7:05	7 7:05
NWA	NWA	NWA	ARK	ARK	ARK	NWA
8 6:05	9 7:05	10	11 6:30	12 7:00	13 7:00	14 7:00
NWA	NWA		MID	MID	MID	MID
15 6:05	16 7:05	17 7:05	18 7:05	19 7:00	20 7:00	21 7:00
FRI	FRI	FRI	FRI	MID	MID	MID
22 2:00	23 7:05	24 7:05	25 7:05	26 7:05	27 7:05	28 7:05
MID	SAN	SAN	SAN	MID	MID	MID
29 6:05	30 7:05	31 7:05				
MID	SAN	SAN				

AUGUST

SUN	MON	TUE	WED	THU	FRI	SAT
1 7:05	2	3 7:05	4 7:05	5 7:05	6 7:05	7 7:05
FRI		TUL	TUL	TUL	SPR	SPR
12 6:05	13	14 7:05	15 7:05	16 7:05	17 7:10	18 6:10
SPR		TUL	TUL	TUL	SPR	SPR
19 4:10	20	21 7:05	22 7:05	23 7:05	24 7:05	25 7:05
SPR		MID	MID	MID	MID	SAN
26 6:05	27 4:05	28 7:05	29 7:05	30 7:05	31 7:05	HOME AWAY
SAN	SAN	FRI	FRI	FRI	FRI	

SEPTEMBER

SUN	MON	TUE	WED	THU	FRI	SAT
1	2	3	4	5	6	7
	SAN	SAN		PLAYOFFS BEGIN		SAN
8 6:05	9 2:05	10	11	12	13	14
SAN	SAN					



- ARK.....ARKANSAS TRAVELERS.....MARINERS
- FRI.....FRISCO ROUGHRIDERS.....RANGERS
- MID.....MIDLAND ROCKHOUNDS.....ATHLETICS
- NWA.....NW ARKANSAS NATURALS.....ROYALS
- SAN.....SAN ANTONIO MISSIONS.....PADRES
- SPR.....SPRINGFIELD CARDINALS.....CARDINALS
- TUL.....TULSA DRILLERS.....DODGERS





CLASS A ADVANCED CAROLINA LEAGUE

BUES CREEK ASTROS

76 Upchurch Lane • Lillington, NC 27546

Affiliate year (first):.....Second (2016)
 Stadium: ..Jim Perry Stadium/Campbell University
 Capacity/Year Open:.....1,000/1940's

BUES CREEK IN 2017

Record (Finish): 74-65 (1st)
 1st Half; 2nd Half: .37-.33 (T-2nd); 37-32 (2nd)

MANAGER

Morgan Ensberg

BUES CREEK STAFF

Owner:.. Houston Astros Baseball Club
 GM:David Lane
 Pitching Coach:..... Drew French
 Hitting Coach:..... Ben Rosenthal
 Development Coach:..... Nate Shaver
 Trainer: Christian Bermudez
 Strength:..... Hazael Wessin

PR CONTACT

David Lane
 dlane@astros.com
 (423) 638-0411

GOIN' TO CAROLINA: After an eight-year run with the Lancaster JetHawks and the California League, the Astros moved their Class A Advanced affiliate to the Carolina League. The 2017 season was the first of two seasons that the Bues Creek Astros will serve as the temporary home of Houston's Class A Advanced club. The Bues Creek Astros make their home at Jim Perry Stadium at Campbell University in Bues Creek, N.C. With the move, the Astros agreed to provide and install a completely new synthetic turf at Jim Perry Stadium.

FAYETTEVILLE ON THE HORIZON: The Astros and the City of Fayetteville, North Carolina, signed a 30-year lease agreement which will move Houston's Class A Advanced affiliate to Fayetteville for the 2019 season and beyond. The move will officially bring affiliated minor league baseball back to Fayetteville for the first time since 1998.

SPEED DEMON: OF Myles Straw was the Astros most consistent player during the 2017 Carolina League season. He was named both a Midseason and Postseason All-Star, batting .295 with 17 doubles, seven triples, 36 steals and a Carolina League-best .412 on-base percentage.

LEFTY REINFORCEMENT: After turning heads during the Astros 2017 Spring Training camp, **LHP Framber Valdez** put together a strong 2017 season in the minor leagues. As a 23-year-old, Valdez posted a 2.79 ERA and 73 strikeouts in 61.1 innings pitched at Class A Advanced Bues Creek. He closed out his season at Double A Corpus Christi, fanning 53 batters in 49.0 innings pitched.

UPSIDE ARMS: RHP Hector Perez and **RHP Jorge Alcalá** are two of the most exciting arms in the Astros system, and both had solid seasons at Bues Creek in 2017. Perez made 21 appearances, including 14 starts, going 6-5 with a 3.63 ERA and 104 strikeouts in 89.1 innings pitched. Alcalá put up a 3.45 ERA with 60 strikeouts and just 55 hits allowed in his 78.1 innings pitched.

CLOSING IT DOWN: RHP Nick Hernandez went nine-for-nine in save opportunities as the Bues Creek Astros closer, earning Carolina League Midseason All-Star honors. In his 34.0 innings, he struck out 48 batters while posting a 1.59 ERA.

2017 BUES CREEK ASTROS BATTING STATISTICS

BATTERS	AVG	G	AB	R	H	2B	3B	HR	RBI	BB	SO	SB	CS	OBP	SLG	SF	SH	HB	E
*Alvarez, Yordan	.277	58	224	19	62	11	3	3	36	19	41	6	1	.329	.393	7	0	2	0
#Ayarza, Rodrigo	.233	41	146	13	34	10	2	1	17	9	31	0	1	.282	.349	0	0	1	3
*Benedetti, Carmen	.268	23	82	9	22	7	1	1	9	9	21	1	0	.341	.415	0	2	0	1
*Birk, Ryne	.274	81	314	47	86	15	5	8	47	29	62	5	4	.340	.430	5	1	5	7
Cesar, Randy	.295	83	308	35	91	15	0	4	35	22	79	4	1	.344	.383	4	0	3	13
Correa, Christian	.208	16	48	4	10	5	0	1	4	4	9	0	0	.296	.375	0	0	2	0
*Dawson, Ronnie	.327	13	52	7	17	3	1	0	5	4	9	1	3	.368	.423	1	0	0	0
De Goti, Alex	.227	70	238	29	54	13	0	5	24	28	65	3	2	.317	.345	1	1	4	4
de Oleo, Eduardo	.242	16	62	11	15	2	1	5	11	6	20	0	0	.304	.548	1	0	0	1
Duarte, Osvaldo	.190	28	100	7	19	3	2	0	8	7	38	3	4	.250	.260	0	0	1	11
Hermelyn, Anthony	.242	74	264	23	64	15	0	3	32	38	55	0	2	.337	.333	1	0	0	0
Johnson, Spencer	.198	55	192	25	38	6	4	6	18	22	70	1	2	.286	.365	1	0	2	1
Jones, Taylor	.225	55	191	17	43	5	1	2	17	28	51	0	0	.323	.293	3	0	1	2
*Martin, Jason	.287	46	174	34	50	11	2	7	29	20	42	9	5	.354	.494	4	0	0	1
McCall, Dexture	.231	54	186	20	43	9	1	4	22	35	57	2	2	.354	.355	1	0	1	3
McCormick, Chas	.188	4	16	0	3	0	0	0	0	0	2	1	0	.235	.188	0	0	1	0
Michelena, Arturo	.230	32	113	13	26	5	1	0	10	10	28	1	1	.298	.292	0	1	1	1
*Porter, Pat	.226	53	190	20	43	9	0	3	12	22	51	3	5	.315	.321	1	1	3	1
Rogers, Jake	.265	83	313	43	83	18	3	12	55	44	72	13	8	.357	.457	6	0	4	4
Sanchez-Galan, Ozziel	.333	1	3	1	1	0	0	0	0	0	1	0	0	.333	.333	0	0	0	0
*Sewald, Johnny	.208	21	72	11	15	6	0	1	5	3	27	3	2	.250	.333	0	2	1	0
Sierra, Anibal	.196	104	357	39	70	10	3	6	31	26	118	2	4	.268	.291	3	6	10	24
Straw, Myles	.295	114	437	81	129	17	7	1	41	87	70	36	9	.412	.373	3	4	2	3
*Tucker, Kyle	.288	48	177	31	51	12	4	9	43	24	45	13	5	.379	.554	2	0	3	2
*van der Meer, Stijn	.158	6	19	2	3	1	0	0	0	1	4	1	0	.200	.211	0	0	0	1
Vasquez, Randy	.231	4	13	1	3	0	0	0	0	1	3	0	0	.286	.231	0	1	0	0
Wolfe, Tyler	.250	3	12	4	3	0	0	0	0	0	1	0	0	.308	.250	0	0	0	0
Wrenn, Stephen	.242	83	306	36	74	7	4	4	25	32	66	10	5	.316	.330	4	8	3	1
TEAM TOTAL	.250	139	4609	582	1152	215	45	86	536	531	1138	118	66	.331	.372	48	27	50	102

2017 BUIES CREEK ASTROS PITCHING STATISTICS

PITCHERS	W	L	ERA	G	GS	CGSHO	SV	IP	H	R	ER	HR	HB	BB	SO	WP	BK	AVG	
*Adcock, Brett	4	4	4.71	20	14	0	0	1	84.0	78	48	44	9	2	32	80	12	0	.245
Alcala, Jorge	5	6	3.45	16	14	1	1	0	78.1	55	33	30	7	5	33	60	7	1	.200
Blanco, Ronel	0	1	5.40	1	0	0	0	0	3.1	2	2	2	1	0	1	3	0	0	.182
Bostick, Akeem	2	1	1.86	4	3	0	0	0	19.1	10	4	4	0	0	6	16	2	0	.154
*Bower, Matt	5	6	5.32	22	15	1	1	1	94.2	109	58	56	14	4	25	84	3	0	.288
*Brey, Howie	1	2	6.26	15	0	0	0	1	23.0	25	22	16	5	2	11	25	1	0	.275
*Carr, Devon	0	0	6.00	4	0	0	0	0	6.0	9	5	4	0	0	3	4	0	0	.360
Deemes, Ryan	2	0	5.40	6	0	0	0	2	10.0	14	6	6	1	1	3	14	0	0	.333
Ferrell, Justin	7	5	4.26	28	8	0	0	3	82.1	84	42	39	9	4	29	89	6	1	.259
Ferrell, Riley	0	0	0.00	2	0	0	0	2	2.0	0	0	0	0	0	0	5	0	0	.000
Garza, Ralph	2	2	3.44	20	0	0	0	3	36.2	36	15	14	2	2	16	43	6	1	.257
Harris, Will	0	0	0.00	1	1	0	0	0	1.0	0	0	0	0	0	0	2	0	0	.000
*Hartman, Ryan	2	6	4.17	16	11	0	0	1	69.0	67	35	32	8	2	19	53	5	0	.254
Hernandez, Elieser	4	5	3.98	15	11	0	0	0	63.1	55	28	28	6	5	21	74	4	0	.235
Hernandez, Nick	0	1	1.59	24	0	0	0	9	34.0	18	6	6	1	2	11	48	4	0	.157
Hill, Kevin	1	0	1.05	10	0	0	0	2	34.1	21	8	4	0	2	8	36	2	0	.171
Javier, Cristian	1	0	0.00	2	0	0	0	0	5.2	2	0	0	0	0	3	9	0	0	.105
*Kessay, Sebastian	6	3	3.58	26	0	0	0	3	50.1	43	24	20	2	1	23	55	6	0	.229
LaRue, Carson	0	3	5.12	4	3	0	0	0	19.1	30	11	11	2	0	2	10	4	0	.349
*Perez, Cionel	2	1	2.84	5	4	0	0	0	25.1	27	10	8	1	0	5	18	3	0	.276
Perez, Franklin	4	2	2.98	12	10	1	0	2	54.1	38	20	18	4	1	16	53	7	0	.191
Perez, Hector	6	5	3.63	21	14	0	0	2	89.1	69	49	36	6	6	67	104	12	0	.218
Pinales, Erasmo	1	2	3.52	12	0	0	0	0	23.0	15	9	9	1	3	9	27	3	1	.181
Quijala, Yoanys	5	1	2.31	12	7	0	0	0	58.1	40	17	15	3	4	13	59	0	0	.190
Rafferty, Devin	0	0	6.00	1	0	0	0	0	3.0	4	2	2	0	0	0	1	1	0	.333
Ramirez, Yohan	0	0	1.80	2	0	0	0	1	5.0	5	1	1	0	0	1	4	0	0	.263
Saldana, Abdiel	2	1	5.52	4	3	0	0	0	14.2	13	9	9	1	0	7	13	0	0	.245
*Sandoval, Patrick	0	1	10.12	1	0	0	0	0	2.2	4	3	3	0	0	1	2	0	0	.333
Sierra, Carlos	3	1	3.00	25	0	0	0	1	48.0	34	19	16	3	1	21	49	11	0	.192
*Stutzman, Sean	2	1	1.10	16	0	0	0	3	32.2	16	7	4	2	8	9	39	3	0	.140
Thome, Andrew	0	1	5.68	4	0	0	0	1	6.1	8	6	4	1	1	2	6	1	0	.296
*Valdez, Framber	2	3	2.79	13	9	0	0	1	61.1	41	24	19	3	3	29	73	6	1	.185
Valdez, Gabriel	0	0	3.86	2	1	0	0	0	7.0	8	3	3	0	0	0	6	0	0	.276
Walter, Andrew	0	0	3.18	4	0	0	0	1	5.2	6	3	2	1	0	3	3	0	0	.273
Whitley, Forrest	3	1	3.16	7	6	0	0	0	31.1	28	11	11	2	2	9	50	4	0	.237
*Winkelman, Alex	2	0	1.39	8	5	0	0	0	32.1	22	7	5	0	1	6	46	2	0	.193
TEAM TOTAL	74	65	3.56	139	139	3	9	40	1217.0	1036	547	481	95	62	444	1263	115	5	.228

* - left-handed pitcher

BUIES CREEK STAFF



MORGAN ENSBERG

MANAGER, BUIES CREEK

YEAR IN BASEBALL: 17 / YEAR WITH HOUSTON: 16



Morgan Ensberg returns to the Astros for his sixth season working in player development and his second as a manager. Ensberg served as manager at Tri-City in 2017, which followed stints as a development coach (2016), minor league special assignment coach (2014-15) and infield coach (2013).

The former third baseman played eight seasons in the Majors, which included his first seven seasons with the Astros (2000, 2002-07) and stints with the Padres (2007) and Yankees (2008). Ensberg was a key member of the 2005 Astros club that made it to the World Series, and the 2004 club that advanced to Game 7 of the National League Championship Series. His best season came in 2005, where he was an All-Star and Silver Slugger, and finished fourth in the National League MVP voting after hitting .283 (149x526) with 30 doubles, 36 homers, 101 RBI and a .945 OPS (.388 OBP/.557 SLG). He was also named the Astros MVP by the Houston Chapter of the BBWAA during that historic 2005 season. In 2004, he was honored by the BBWAA as the Astros recipient of the Darryl Kile 'Good Guy' Award.

Following his playing career, Ensberg returned to the University of Southern California in 2010 to finish his degree in finance while also serving as an undergraduate assistant coach for the school's baseball team. He then moved on to be an assistant coach at the University of California, San Diego in 2012. Ensberg has served as a college baseball analyst for ESPN, and from 2011-12 was the co-host on SiriusXM's MLB Roundtrip radio show.

The California native received his B.B.A. in finance from the Marshall School of Business at the University of Southern California, where he played for the school's baseball team from 1995-98. During his three-year playing career at USC, he hit .331 with 40 home runs and 149 RBI and is the only Trojan to have a 20-homer, 20-stolen base season. He was a member of two College World Series teams, including the 1998 National Championship squad. Ensberg was selected by the Astros in the ninth round of the 1998 draft.

BUIES CREEK STAFF

ENSBERG'S RECORD AS A MANAGER

YEAR	CLUB	LEAGUE	WON	LOST	POSITION
2017	Tri-City (A)	New York-Penn	34	39	Third
Totals:			34	39	



DREW FRENCH

PITCHING COACH, BUIES CREEK

YEAR IN BASEBALL: 3 / YEAR WITH HOUSTON: 3



Drew French is set to begin his third season with the Astros as a pitching coach and his first with Buies Creek. French joined the Astros in 2016 as pitching coach at Tri-City, and then served as pitching coach for the Midwest League Champion Quad Cities River Bandits in 2017.

Prior to working for the Astros, French spent two seasons as an assistant coach at Division II Lee University in Cleveland, Tenn., which followed a three-year stint as an assistant coach at Division I Florida International University.

French spent four seasons at the University of Alabama, including two seasons as Director of Baseball Operations (2010-11) and two seasons as an assistant (2008-09). During his time at Alabama, the Crimson Tide made four appearances in the SEC Tournament (2008-11), four NCAA Regional appearances (2008-11) and one NCAA Super Regional appearance (2010).

French has also served as a pitching coach in the New York Collegiate Baseball League with the North Fork Osprey (2008-09), and from 2006-07 he served as an assistant coach and recruiting coordinator for Concordia University, his alma mater.

French graduated from Concordia University in Austin, Texas, in 2006 with a degree in business administration and a minor in communication. While at Concordia, he pitched and played outfield, and was a three-time Academic All-Southwestern Conference selection. A native of Austin, Texas, Drew graduated from Stephen F. Austin High School in 2002.

Drew and his wife Kate (Selman) French just had their first child, Cooper Andrew French in October of 2017.



BEN ROSENTHAL

HITTING COACH, BUIES CREEK

YEAR IN BASEBALL: 6 / YEAR WITH HOUSTON: 2



Ben Rosenthal returns to the Astros for his second season as a hitting coach, and his first with Buies Creek. Last year, Rosenthal joined the Astros as hitting coach at Quad Cities, where he helped lead the club to a Midwest League Championship title.

Prior to joining the Astros, Rosenthal spent three seasons working as a coach for the baseball team at Point Loma Nazarene University, where he served as a hitting coach and third base coach, worked with the catchers, and was heavily involved in recruiting.

Rosenthal had a four-year playing career as a catcher, spending two seasons in the Cardinals minor league system (2004-05) and two seasons in the Independent Leagues (2003, 2006).

Prior to coaching at Point Loma, Rosenthal spent one year as the head coach at Mira Mesa High School (2013), leading the program to its first CIF Finals berth in almost two decades. From 2011-12, Rosenthal was first assistant at Bishop Gorman High School in Las Vegas, Nev. and helped the team win a National Championship in 2012.

Rosenthal earned his bachelor of science degree in kinesiology with a supplement in introductory sciences from San Diego State University in 2002. In 2008, he received his master's degree in physical education from Azusa Pacific.

Ben has a wife, Katie, and two daughters, Avery and Kennedy.

BUIES CREEK STAFF



NATE SHAVER

DEVELOPMENT COACH, BUIES CREEK
YEAR IN BASEBALL: 2 / YEAR WITH HOUSTON: 1



Nate Shaver enters his first year with the Astros as a development coach at Buies Creek. Shaver has over a decade of coaching experience at various levels, most recently at Wake Technical Community College where he was an assistant baseball coach from 2016-17. From 2011-14, Shaver was an assistant baseball coach at New Mexico State University and helped lead the club to a WAC regular season championship in 2012. He has also been an assistant coach in the Futures Collegiate Baseball League (2017), the West Coast Collegiate Baseball League (2015), the Jayhawk Collegiate League (2012), and coached at the High School and American Legion levels.

Shaver played professionally with the Joliet Slammers of the Independent Frontier League in 2011. He played two years at New Mexico State University, where he was the program's everyday right fielder, earning various all-conference and all-tournament awards. Prior to NMSU, Shaver was an all-conference right fielder at Mt. Hood CC in Gresham, Ore., and a middle infielder at Westmont College in Santa Barbara, Calif.

Shaver holds a bachelor's degree in individualized studies, a master's in biology and a PhD in Education concentrated in Learning, Design and Technology. His research specifically related to improving baseball hitting skills utilizing video feedback, learning theory and the evaluation of individual differences.



CHRISTIAN BERMUDEZ

ATHLETIC TRAINER, BUIES CREEK
YEAR IN BASEBALL: 7 / YEAR WITH HOUSTON: 6



Christian Bermudez returns to the Houston Astros organization for his sixth season, and his first as the athletic trainer for Buies Creek. Last season, Bermudez served as the Astros Latin American medical coordinator and athletic trainer for the GCL Astros.

Bermudez joined the Astros in 2013 as the athletic trainer for the GCL Astros. He then spent three seasons as an athletic trainer for the Astros Dominican Summer League clubs (2014-16).

Prior to joining the Astros, Bermudez spent the 2012 season as an athletic training intern with the New York Yankees and Oakland Athletics organizations. Bermudez assisted the Yankees with extended Spring Training and worked with the Class A Tampa Yankees, and while with Oakland he assisted the club's Dominican Summer League squad.

Bermudez graduated from the University of South Florida in 2012 with a bachelor of science degree in athletic training, and received his associate of arts degree in general studies from Valencia Community College in 2008.



HAZAE WESSIN

STRENGTH COACH, BUIES CREEK
YEAR IN BASEBALL: 5 / YEAR WITH HOUSTON: 4



Hazael Wessin returns to the Astros for his fourth season, and his first as strength and conditioning coach with Buies Creek. Last season, Wessin served as the strength and conditioning coach for the Midwest League Champion Quad Cities River Bandits.

Prior to joining the Astros, Wessin assisted the Boston Red Sox DSL operations in 2014.

Wessin received his bachelor's degree in sport management from Faulkner University in 2014. He also received his associate of arts degree in liberal arts from Western Oklahoma State College in 2012, where he was also a member of the baseball team. In 2011, Wessin was part of the National Championship winning team.

Hazael is a certified strength and conditioning specialist (CSCS).



2018 Season Schedule

TABLE OF CONTENTS

PLAYERS

PLAYER DEVELOPMENT

2017 REVIEW

OPPONENTS

HISTORY AND RECORDS

SPRING TRAINING

MEDIA INFORMATION

MINUTE MAID PARK

April

SUN	MON	TUES	WED	THURS	FRI	SAT
1	2	3	4	5 SAL	6 SAL	7 SAL
8 SAL	9 LYN	10 LYN	11 LYN	12 SAL	13 SAL	14 SAL
15 SAL	16 MB	17 MB	18 MB	19 CAR	20 CAR	21 CAR
22 CAR	23 OFF	24 DE	25 DE	26 DE	27 FRE	28 FRE
29 FRE	30 OFF					

May

SUN	MON	TUES	WED	THURS	FRI	SAT
		1 DE	2 DE	3 DE	4 WS	5 WS
6 WS	7 CAR	8 CAR	9 CAR	10 MB	11 MB	12 MB
13 MB	14 OFF	15 WS	16 WS	17 WS	18 CAR	19 CAR
20 CAR	21 WS	22 WS	23 WS	24 WS	25 LYN	26 LYN
27 LYN	28 LYN	29 DE	30 DE	31 DE		

June

SUN	MON	TUES	WED	THURS	FRI	SAT
					1 POT	2 POT
3 POT	4 OFF	5 MB	6 MB	7 MB	8 DE	9 DE
10 DE	11 CAR	12 CAR	13 CAR	14 POT	15 POT	16 POT
17 POT	June 18, 19, 20 All-Star Break <small>Game June 19 in Carolina Muncatzi</small>			21 CAR	22 CAR	23 CAR
24 CAR	25 MB	26 MB	27 MB	28 MB	29 MB	30 CAR

July

SUN	MON	TUES	WED	THURS	FRI	SAT
1 CAR	2 CAR	3 CAR	4 MB	5 MB	6 MB	7 MB
8 MB	9 DE	10 DE	11 DE	12 DE	13 WS	14 WS
15 WS	16 WS	17 OFF	18 SAL	19 SAL	20 SAL	21 DE
22 DE	23 DE	24 POT	25 POT	26 POT	27 WIL	28 WIL
29 WIL	30 OFF	31 WIL				

August

SUN	MON	TUES	WED	THURS	FRI	SAT
			1 WIL	2 WIL	3 LYN	4 LYN
5 LYN	6 OFF	7 DE	8 DE	9 DE	10 FRE	11 FRE
12 FRE	13 OFF	14 WS	15 WS	16 WS	17 MB	18 MB
19 MB	20 OFF	21 CAR	22 CAR	23 CAR	24 WS	25 WS
26 WS	27 MB	28 MB	29 MB	30 MB	31 CAR	

September

SUN	MON	TUES	WED	THURS	FRI	SAT
						1 CAR
2 CAR	3 CAR	4	PLAYOFFS September 5-15			
PLAYOFFS September 5-15						

HOME GAME
 AWAY GAME
 OFF DAY

All Times Eastern - Dates & Times subject to change



CLASS A MIDWEST LEAGUE

QUAD CITIES RIVER BANDITS

209 S. Gaines St. • Davenport, IA 52802
(563) 322-6348 • (563) 324-3109 (fax) • riverbandits.com

Affiliate year (first):..... Sixth* (2013)
Stadium:.....Modern Woodmen Park
Capacity/Year Open:..... 7,140/1931

QUAD CITIES IN 2016

Record (Finish): 79-59 (1st)
1st Half; 2nd Half:..... 37-31 (3rd); 42-28 (1st)

MANAGER

Mickey Storey

QUAD CITIES STAFF

Owner:..... Main Street Iowa
GM: Andrew Chesser
Pitching Coach: Graham Johnson
Hitting Coach:..... Dillon Lawson
Development Coach: Rafael Pena
Trainer: Elliot Diehl
Strength: Michael Hoffman
*12th season overall with Quad Cities (1993-98)

QUAD CITIES PDC: The Astros signed a two-year extension on their Player Development Contract with Quad Cities in 2016. The agreement between the two organizations runs through the 2018 season.

TITLETOWN: Last year, the Quad Cities River Bandits won their seventh Midwest League Championship title in franchise history, and their third over the last seven seasons. The River Bandits stormed through the playoffs, sweeping the Fort Wayne TinCaps in the Midwest League Championship Series, 3-0.

MVP: C Chuckie Robinson was named MVP of the Midwest League Championship Series. In the series-clinching Game 3, Robinson went 4x5 with a homer and three RBI. A Midwest League Midseason and Postseason All-Star, Robinson clubbed four home runs in his nine postseason games.

ON THE MAP: OF Yordan Alvarez had a breakout 2017 season, joining the conversation as one of the game's best prospects. In 32 games with Quad Cities, Alvarez hit .360 with a 1.125 OPS and nine home runs. He was named a Midwest League Midseason All-Star, and represented the Astros at the 2017 SiriusXM All-Star Futures Game.

ALWAYS ON: OF Carmen Benedetti posted an absurd .446 on-base percentage in 69 games with Quad Cities, which prompted a mid-season promotion to Buies Creek. Overall on the year, his combined .421 OBP between the two levels ranked third in all of minor league baseball.

PR CONTACT

Jake Levy
jake@riverbandits.com
(563) 333-2727

2017 QUAD CITIES RIVER BANDITS BATTING STATISTICS

BATTERS	AVG	G	AB	R	H	2B	3B	HR	RBI	BB	SO	SB	CS	OBP	SLG	SF	SH	HB	E	
Almonte, Marcos	.248	84	322	39	80	14	1	9	38	10	84	11	8	.276	.382	2	5	3	19	
*Alvarez, Yordan	.360	32	111	26	40	6	0	9	33	23	36	2	0	.468	.658	3	0	2	1	
#Arauz, Jonathan	.220	36	127	23	28	3	2	0	4	20	18	0	1	.331	.276	0	1	1	5	
#Ayarza, Rodrigo	.316	37	136	23	43	10	0	7	29	5	14	3	0	.345	.544	2	0	2	2	
*Benedetti, Carmen	.332	69	241	49	80	20	0	4	32	51	47	1	0	.446	.465	2	1	0	2	
Bohanek, Cody	.278	10	36	5	10	1	0	0	1	2	14	0	0	1	.333	.306	0	0	1	1
Bracamonte, Gabriel	.176	12	34	2	6	1	0	0	2	0	10	0	0	.171	.206	1	0	0	0	
Cameron, Daz	.271	120	446	79	121	29	8	14	73	45	108	32	12	.349	.466	7	1	12	5	
Cesar, Randy	.302	27	106	16	32	8	0	3	22	11	29	0	0	.368	.462	0	0	0	5	
*Dawson, Ronnie	.272	116	438	81	119	23	4	14	62	55	101	17	8	.362	.438	3	0	9	3	
De Goti, Alex	.261	34	119	22	31	4	1	3	8	24	29	4	3	.393	.387	0	0	2	1	
De La Cruz, Bryan	.270	10	37	6	10	2	0	0	2	3	7	1	1	.325	.324	0	0	0	0	
Duarte, Osvaldo	.194	47	160	22	31	9	1	4	22	24	55	10	2	.301	.338	1	1	1	8	
*Franco, Wander	.230	64	226	25	52	9	1	6	30	18	66	1	1	.285	.358	2	0	0	10	
Henderson, Raymond	.208	60	197	23	41	11	0	3	29	19	55	0	0	.288	.310	5	0	5	9	
Johnson, Spencer	.253	20	75	16	19	5	2	3	16	7	23	0	1	.313	.493	1	0	0	0	
Jones, Taylor	.218	50	174	23	38	8	0	5	28	17	50	0	0	.303	.351	4	1	6	2	
*Matijevic, J.J.	.125	6	24	2	3	0	0	1	4	1	9	0	1	.192	.250	0	0	0	1	
McCormick, Chas	.262	39	122	21	32	6	1	2	18	11	16	1	3	.319	.377	2	1	0	0	
*Moran, Colin	.100	3	10	0	1	1	0	0	2	2	4	0	0	.250	.200	0	0	0	1	
Payano, Luis	.253	24	83	10	21	6	0	2	12	7	18	1	1	.326	.398	0	0	2	1	
Robinson, Chuckie	.274	108	430	69	118	32	2	15	77	31	98	7	1	.330	.463	1	0	5	4	
Rogers, Jake	.255	27	102	17	26	7	1	6	15	9	28	1	0	.336	.520	1	0	4	1	
*Rojas, Josh	.256	52	195	33	50	5	5	10	40	15	43	0	0	.306	.487	7	0	2	5	
*Sieber, Troy	.289	55	190	34	55	11	0	7	33	37	47	0	1	.404	.458	2	0	1	3	
Sierra, Anibal	.250	9	32	2	8	1	0	0	3	3	9	2	1	.314	.281	0	0	0	1	
#Toro-Hernandez, Abraham	.209	37	134	25	28	3	2	9	17	21	30	2	0	.323	.463	1	0	2	3	
Trompitz, Kristian	.261	40	142	16	37	5	1	0	13	14	21	6	5	.331	.310	0	0	1	4	
Wolfe, Tyler	.157	16	51	5	8	2	1	0	4	11	6	1	0	.317	.235	0	0	1	2	
Wrenn, Stephen	.288	42	160	29	46	10	2	3	11	18	46	8	2	.363	.431	0	3	1	0	
TEAM TOTAL	.261	138	4660	743	1214	252	35	139	680	514	1121	111	53	.339	.419	47	14	64	118	

* - left-handed hitter
- switch hitter

2017 QUAD CITIES RIVER BANDITS PITCHING STATISTICS

PITCHERS	W	L	ERA	G	GS	CGSHO	SV	IP	H	R	ER	HR	HB	BB	SO	WP	BK	AVG	
*Adcock, Brett	1	0	1.14	5	4	0	0	23.2	15	4	3	0	1	7	37	1	0	.179	
Alcala, Jorge	2	0	2.03	6	4	0	0	31.0	16	7	7	3	1	12	35	2	0	.155	
Balaguer, Jesus	4	1	4.34	10	0	0	0	18.2	14	9	9	2	0	10	29	2	0	.212	
Blanco, Ronel	6	4	3.30	22	11	0	0	84.2	80	44	31	6	4	46	76	2	0	.244	
Britton, Tyler	0	0	6.75	1	1	0	0	4.0	7	4	3	1	0	1	2	0	0	.350	
*Carr, Devon	0	4	5.02	17	0	0	2	28.2	29	17	16	2	2	17	36	2	0	.259	
Corniel, Robert	1	0	5.08	15	0	0	1	28.1	24	16	16	1	1	21	26	6	0	.226	
Feliz, Michael	0	0	0.00	1	1	0	0	1.0	0	0	0	0	0	0	2	0	0	.000	
*Hartman, Ryan	3	1	2.72	9	5	0	0	39.2	32	12	12	4	1	14	37	4	0	.222	
Hill, Kevin	2	1	3.60	14	0	0	3	25.0	19	10	10	0	0	10	30	5	0	.211	
Hunt, Dustin	0	7	5.91	25	8	0	0	70.0	75	48	46	10	8	50	82	3	0	.276	
Javier, Cristian	2	0	2.39	8	7	0	0	37.2	25	10	10	3	2	15	47	1	1	.188	
Johnson, Reggie	0	0	10.00	5	0	0	0	9.0	12	10	10	2	0	6	3	1	0	.308	
LaRue, Carson	12	4	2.86	20	16	0	0	100.2	76	37	32	7	1	28	95	6	0	.207	
*Montano, Salvador	8	4	2.89	36	0	0	0	53.0	35	21	17	2	3	41	68	4	1	.189	
Paredes, Enoli	1	3	2.11	8	6	0	0	38.1	21	9	9	3	0	13	33	4	0	.163	
*Perez, Cionel	4	3	4.39	12	9	0	0	55.1	52	30	27	2	2	17	55	7	1	.254	
Perez, Hector	1	1	2.50	4	3	0	0	18.0	9	5	5	2	0	11	24	2	0	.150	
Pinales, Erasmo	3	1	3.32	21	0	0	6	38.0	28	16	14	2	1	17	36	3	0	.209	
Ramirez, Yohan	4	5	5.07	17	10	0	0	65.2	59	40	37	4	12	44	53	7	0	.248	
Rosado, Cesar	3	2	6.16	7	3	0	0	19.0	16	14	13	2	1	14	18	0	1	.235	
Saldana, Abdiel	5	2	2.97	25	5	0	0	75.2	76	28	25	4	2	27	73	3	0	.261	
Sanabria, Carlos	4	4	4.46	19	12	0	0	80.2	75	44	40	6	2	47	78	8	2	.246	
Sandoval, Edgardo	2	1	3.71	6	1	0	0	17.0	13	8	7	3	0	4	16	0	1	.200	
*Sandoval, Patrick	2	2	3.83	9	7	0	1	40.0	38	25	17	1	1	16	48	7	0	.244	
*Scheetz, Kit	2	0	0.95	4	3	0	0	19.0	14	3	2	0	1	3	16	0	0	.203	
Sierra, Carlos	0	1	1.93	4	0	0	0	1	9.1	5	2	2	1	1	3	11	0	0	.152
*Thompson, Nathan	0	2	6.11	5	2	0	0	17.2	18	12	12	3	0	11	16	3	0	.273	
Valdez, Gabriel	3	0	3.79	15	10	0	0	61.2	64	30	26	8	2	16	61	0	1	.270	
Velazquez, Derick	1	2	3.38	5	0	0	0	1	8.0	9	4	3	0	0	2	3	0	0	.290
Whitley, Forrest	2	3	2.91	12	10	0	0	46.1	42	16	15	2	2	21	67	3	1	.247	
Williams, Lucas	1	1	2.75	30	0	0	0	55.2	51	20	17	5	3	30	62	13	0	.238	
TEAM TOTAL	79	59	3.63	138	138	0	8	3212.20	1049	555	492	91	54	574	1275	99	9	.232	

* - left-handed pitcher

QUAD CITIES STAFF



MICKEY STOREY

MANAGER, QUAD CITIES

YEAR IN BASEBALL: 11 / YEAR WITH HOUSTON: 3



Mickey Storey will serve his first career managerial post as manager at Quad Cities in 2018. Last season, Storey made his professional coaching debut as a development coach with Buies Creek.

Storey had a nine-year professional playing career as a right-handed pitcher, that spanned from 2008-16. He made his Major League debut with the Astros in 2012, posting a 3.86 ERA and 34 strikeouts in 30.1 innings and 26 appearances. Storey then made it back to the Majors in 2013 with Toronto.

Drafted by the Oakland Athletics in the 31st round of the 2008 draft out of Florida Atlantic University, Storey pitched in the minor league systems of the A's (2008-11), Astros (2011-12), Blue Jays (2013-14) and Dodgers (2015). In 2016, he pitched for the Somerset Patriots of the Atlantic League. During his career he also spent time in the Dominican Winter League, Venezuelan Winter League and Mexican Pacific Winter League.

QUAD CITIES STAFF



GRAHAM JOHNSON

PITCHING COACH, QUAD CITIES

YEAR IN BASEBALL: 1 / YEAR WITH HOUSTON: 1



Graham Johnson joins the Astros as pitching coach at Quad Cities for the 2018 season. Johnson has spent the last six years as an assistant baseball coach at Morehead State University.

During his time at Morehead State, Johnson served as pitching coach, assisted with recruiting and oversaw field maintenance and the academic development of all student athletes in the baseball program.

Johnson has also coached at Western Illinois University, and was a graduate assistant baseball coach at Lindenwood University.

Graham received his Master's of Education degree from Lindenwood University, and his undergraduate degree from Culver-Stockton College. While at C-SC, Johnson had a four-year playing career on the baseball team and helped the program to two regular season conference championships, three conference tournament championships, one championship title and one super-regional appearance.

Graham has a wife, Victoria Johnson.



DILLON LAWSON

HITTING COACH, QUAD CITIES

YEAR IN BASEBALL: 2 / YEAR WITH HOUSTON: 2



Dillon Lawson will serve as hitting coach at Quad Cities for the 2018 season. This will be his second season overall with the Astros, as he spent the 2016 season as hitting coach at Tri-City. Last season, Lawson was the hitting coach at the University of Missouri.

Lawson has spent 10 total seasons coaching at the collegiate level, including a four-year stint at Southeast Missouri State University prior to joining the Astros in 2016. While at Southeast Missouri, Lawson helped lead the Redhawks to back-to-back regular season Ohio Valley Conference Championships from 2014-15. During those final two seasons at the school, Lawson helped oversee two top 10 Division I offenses (8th in 2014, 3rd in 2015), while the 2014 club set a school record for wins.

Prior to his time at Southeast Missouri, Lawson was an assistant baseball coach at Morehead State University from 2009-12. He also served as a graduate assistant baseball coach at NAIA Lindenwood University from 2007-09, where he received his Master's of Education, specializing in strength and conditioning.

Lawson graduated with a Bachelor of Science degree in exercise science from Transylvania University in 2007. A four-year starter on the baseball team at Transylvania, Lawson earned All-Conference honors as a junior and a senior.

Lawson and his wife, Amanda Duncan Lawson, are both from Kentucky, with Dillon hailing from Louisville while Amanda is a native of Lexington. The couple has a son, Asa.

RAFAEL PENA

DEVELOPMENT COACH, QUAD CITIES

YEAR IN BASEBALL: 1 / YEAR WITH HOUSTON: 1



Rafael Pena joins the Astros as development coach at Quad Cities. Pena comes to the Astros from the University of Science at Arts of Oklahoma, where he has been the assistant baseball coach since 2016.

Pena has been a coach at both the Fuel Academy (2017) in Edmond, Okla. and the Valdez Academy (2013-15) in Boston, Mass.

Pena earned his bachelor's degree from the University of Science and Arts of Oklahoma, where he also played two seasons on the baseball team. He also played two seasons at Western Oklahoma State College, where he helped the club win a NJCAA Division-II National Championship title.

QUAD CITIES STAFF



ELLIOT DIEHL

ATHLETIC TRAINER, QUAD CITIES

YEAR IN BASEBALL: 4 / YEAR WITH HOUSTON: 4



Elliot Diehl returns to the Astros organization for his fourth season as an athletic trainer and his second at Quad Cities, as he helped the club win the Midwest League Championship title in 2017. Diehl joined the Astros in 2015 as athletic trainer at Greeneville.

Prior to joining the Astros, Diehl served as the Head Athletic Trainer at Cupertino High School in California. During the 2014 season, Diehl was the Minor League Athletic Training and Rehabilitation Intern with the Philadelphia Phillies.

Diehl received his Bachelor of Science degree in Kinesiology with an emphasis in Athletic Training from San Diego State University in 2013. From 2011-13, Diehl was a part of the SDSU Athletic Training Educational Program, where he worked with the baseball, women's soccer, men's basketball and football teams.

Elliot is a Certified Athletic Trainer through the NATABOC and is also recognized as a Corrective Exercise Specialist through the National Academy of Sports Medicine (NASM).



MICHAEL HOFFMAN

STRENGTH COACH, QUAD CITIES

YEAR IN BASEBALL: 4 / YEAR WITH HOUSTON: 2



Michael Hoffman will begin his second season with the Astros and his first as strength and conditioning coach for the Quad Cities River Bandits. Last season, Hoffman was the strength coach for the Tri-City ValleyCats.

Prior to his time with the Astros, Hoffman worked as a strength coach in the Cardinals (2013) and Brewers (2013-14) organizations. From 2012-13, he was the head strength and conditioning coach at the University of St. Francis in Joliet, Ill.

Hoffman graduated from the University of Colorado at Boulder in 2011 with a bachelor's degree in integrative physiology.

2018 RIVER BANDITS SCHEDULE

APRIL

	1	2	3	4	5	6	7	8	9	10	11	12	13	14	15	16	17	18	19	20	21	22	23	24	25	26	27	28	29	30	31	
					CR 6:35	CR 6:35	@CR 5:05																									
8	@CR 2:05	KC 6:35	KC 6:35	KC 6:35	KC 6:35	KC 6:35	@BUR 6:30																									
15	@BUR 2:00	OFF	PEO 6:35	PEO 6:35	PEO 6:35	@BUR 6:30	@BUR 6:30																									
22	@BUR 2:00	@KC 6:30	@KC 6:30	@KC 6:30	@KC 6:30	CR 6:35	CR 1:15																									
29	CR 1:15	OFF																														

JULY

	1	2	3	4	5	6	7	8	9	10	11	12	13	14	15	16	17	18	19	20	21	22	23	24	25	26	27	28	29	30	31
	@KC 1:00	@BEL 7:00	@BEL 7:00	BEL 6:35	BEL 6:35	BUR 6:35	BUR 6:35			OFF	@DAY 6:00	@DAY 6:00	@DAY 6:00	@BG 6:35	@BG 2:05	@BG 12:05	OFF	SB 6:35	SB 6:35	SB 6:35	WM 6:35	WM 5:15	WM 1:15	OFF	@BUR 6:30	@BUR 6:30	@BUR 6:30	@CR 2:05	CR 6:35	CR 6:35	
8	BUR 5:15	BUR 6:35																													
15	@BG 2:05	@BG 12:05																													
22	WM 5:15	WM 1:15																													
29	@CR 2:05	CR 6:35	CR 6:35																												

MAY

	1	2	3	4	5	6	7	8	9	10	11	12	13	14	15	16	17	18	19	20	21	22	23	24	25	26	27	28	29	30	31
	@GL 6:05	@GL 6:05	@GL 6:05	@LAN 6:05	@LAN 6:05																										
6	@LAN 12:05	FW 6:35	FW 11:00AM	FW 11:00AM	LC 6:35	LC 6:35	LC 6:35																								
13	OFF	@CR 6:35	@CR 6:35	@CR 6:35	@CR 6:35	@BEL 7:00	@BEL 7:00																								
20	@BEL 2:00	WIS 6:35	WIS 11:00AM	WIS 6:35	WIS 6:35	PEO 6:35	PEO 6:35																								
27	PEO 5:15	PEO 5:15	@CLI 6:30	@CLI 6:30	@CLI 6:30																										

AUGUST

	1	2	3	4	5	6	7	8	9	10	11	12	13	14	15	16	17	18	19	20	21	22	23	24	25	26	27	28	29	30	31
				CLI 6:35	CLI 6:35	CLI 6:35	@PEO 6:30																								
5	@PEO 6:30	@PEO 6:30	OFF	@BEL 7:00	@BEL 7:00	@BEL 7:00	CR 6:35																								
12	CR 5:15	@CR 6:35	@CR 6:35	KC 6:35	KC 6:35	KC 6:35	PEO 6:35	PEO 5:15	PEO 6:35	@WIS 7:05	@WIS 7:05	@WIS 7:05	@BUR 7:00	@BUR 7:00																	
19	PEO 5:15	PEO 6:35	@WIS 7:05	@WIS 7:05	@WIS 7:05	@BUR 7:00	@BUR 7:00																								
26	@BUR 2:00	@BUR 7:00	OFF	@CLI 6:30	@CLI 6:30	@CLI 6:30																									

JUNE

	1	2	3	4	5	6	7	8	9	10	11	12	13	14	15	16	17	18	19	20	21	22	23	24	25	26	27	28	29	30	31
	BEL 6:35	BEL 6:35																													
3	BEL 1:15	OFF	@WIS 7:05	@WIS 7:05	@WIS 7:05	@PEO 6:30	@PEO 6:30																								
10	@PEO 2:00	@PEO 6:30	CLI 6:35	CLI 6:35	CLI 6:35	BUR 6:35	BUR 6:35																								
17	BUR 1:15	MIDWEST LEAGUE ALL STAR GAME LANSING, MICHIGAN	BEL 6:35	BEL 6:35	BEL 6:35																										
24	BEL 5:15	WIS 6:35	WIS 6:35	WIS 6:35	@KC 6:30	@KC 6:30	@KC 6:30																								

SEPTEMBER

	1	2	3	4	5	6	7	8	9	10	11	12	13	14	15	16	17
	PEO 6:35																
2	PEO 1:15	PEO 1:15	OFF	PLAYOFFS	PLAYOFFS	PLAYOFFS	PLAYOFFS										
9	PLAYOFFS	PLAYOFFS	OFF	PLAYOFFS	PLAYOFFS	OFF	PLAYOFFS										
16	PLAYOFFS	PLAYOFFS															

HOME
★ FIREWORKS
ROAD
GIVEAWAY

*PROMOTIONS AND FIREWORKS SUBJECT TO CHANGE





CLASS A SHORT SEASON NEW YORK-PENN LEAGUE

TRI-CITY VALLEYCATS

PO Box 694 • Troy, NY 12181
(518) 629-2287 • (518) 629-2299 (fax) • tcvalleycats.com

TRI-CITY PDC: The Astros and ValleyCats current Player Development Contract runs through the 2018 season. The ValleyCats have been the Astros Class A Short Season affiliate since 2002. Since 2012, Tri-City has posted a 257-195 (.569) record.

Affiliate year (first):..... 17th (2002)
Stadium:..... Joseph L. Bruno Stadium
Capacity/Year Open:..... 4,500/2002

TRI-CITY IN 2017

Record: 34-39
Finish: 3rd

MANAGER

Jason Bell

PR CONTACT

Chris Chenes
chrishenes@tcvalleycats.com
(518) 629-2287

TRI-CITY STAFF

Owner: William L. Gladstone
Vice President/GM: Rick Murphy
Pitching Coach: Erick Abreu
Hitting Coach: Jeremy Barnes
Trainer: Daniel Cerquera
Strength: Mike Myers

2017 TRI-CITY VALLEYCATS STATISTICS

BATTERS	AVG	G	AB	R	H	2B	3B	HR	RBI	BB	SO	SB	CS	OBP	SLG	SF	SH	HB	E
Adams, Jake	.170	48	165	17	28	6	0	10	21	24	68	2	1	.280	.388	2	0	2	5
#Arauz, Jonathan	.264	33	121	16	32	7	1	11	12	19	1	0	0	.341	.364	0	0	2	8
Bracamonte, Gabriel	.260	28	104	12	27	6	4	0	9	12	29	0	0	.339	.394	1	0	1	1
*Canelon, Carlos	.140	16	50	3	7	0	0	0	3	7	17	1	0	.241	.140	1	0	0	1
*Castro, Ruben	.500	1	4	1	2	1	0	0	0	0	0	0	0	.500	.750	0	0	0	0
Davis, Kyle	.177	52	164	22	29	7	1	3	14	29	50	1	2	.308	.287	2	0	3	6
De La Cruz, Bryan	.250	40	156	16	39	6	2	1	14	9	23	4	1	.290	.333	3	0	1	4
Fernandez, Frankeny	.250	4	12	2	3	0	0	0	0	1	4	1	1	.308	.250	0	0	0	0
#Heras, Bernardo	.100	3	10	0	1	0	0	0	0	0	4	0	0	.100	.100	0	0	0	0
Julks, Corey	.176	32	102	7	18	3	0	1	7	18	19	9	2	.311	.235	0	0	2	2
MacDonald, Connor	.182	24	77	8	14	4	0	3	11	6	35	0	0	.247	.351	1	0	1	0
*Mathis, Patrick	.111	3	9	1	1	0	0	0	0	0	4	0	0	.111	.111	0	0	0	0
*Matijevic, J.J.	.240	53	200	34	48	14	0	6	27	18	60	11	3	.302	.400	3	0	1	2
*Mauricio, Joan	.000	2	3	0	0	0	0	0	0	1	0	2	1	.400	.000	0	0	1	0
Meyers, Jacob	.207	42	135	17	28	4	0	3	10	12	30	11	2	.289	.304	1	0	4	2
#Papierski, Michael	.198	37	121	18	24	5	1	5	18	30	29	3	1	.377	.380	2	0	6	2
Payano, Luis	.246	20	61	11	15	5	1	3	6	2	14	0	3	.281	.508	0	0	1	3
*Pineda, Andy	.222	51	158	20	35	2	7	1	16	8	37	19	1	.259	.342	0	5	0	3
Russell, Reid	.191	12	47	6	9	2	0	2	7	4	26	0	0	.255	.362	0	0	0	0
*Sanchez, Vicente	.333	1	3	1	1	1	0	0	1	0	2	0	0	.250	.667	1	0	0	0
Shaver, Colton	.196	32	107	11	21	3	0	4	18	13	43	2	3	.290	.336	2	0	2	4
*Sieber, Troy	.286	2	7	0	2	1	0	0	0	0	2	0	0	.375	.429	0	0	1	0
Sierra, Miguelangel	.178	57	185	15	33	8	1	4	13	17	62	6	1	.260	.297	2	0	4	13
#Toro-Hernandez, Abraham	.292	32	106	21	31	8	0	6	16	19	21	1	3	.414	.538	0	0	3	2
Tovalin, Adrian	.197	36	132	19	26	5	1	5	23	12	50	0	1	.270	.364	2	0	2	9
Trompitz, Kristian	.338	25	77	11	26	6	0	0	5	10	16	14	2	.414	.416	0	0	0	3
Yasquez, Randy	.273	7	22	1	6	0	0	0	1	2	4	1	1	.333	.273	0	0	0	0

TEAM TOTAL	.216	73	2338	290	506	104	19	58	251	266	668	89	29	.304	.352	23	5	37	74
* - left-handed hitter																			
# - switch hitter																			


Year Team	W	L	ERA	G	GS	CGSHO	SV	IP	H	R	ER	HR	HB	BB	SO	WP	BK	AVG	
Almengo, Diogenes	1	4	4.96	18	0	0	0	1	32.2	26	23	18	2	0	24	27	5	0	.218
Balaguer, Jesus	1	1	1.23	5	0	0	0	2	7.1	3	1	1	0	0	3	10	1	0	.120
Bielak, Brandon	1	1	0.92	8	4	0	0	1	29.1	18	4	3	0	0	4	37	3	0	.171
*Bleday, Adam	1	1	4.11	4	3	0	0	0	15.1	14	7	7	0	0	6	15	1	0	.250
Bukauskas, J.B.	0	0	4.50	2	2	0	0	0	6.0	4	3	3	0	0	4	6	2	0	.190
Castellanos, Humberto	1	0	0.00	3	0	0	0	0	3.2	4	0	0	0	0	2	1	0	0	.250
Castro, Ricardo	1	1	1.23	3	2	0	0	0	14.2	9	4	2	1	1	8	13	0	0	.196
Corniel, Robert	0	0	0.00	3	0	0	0	1	6.1	4	0	0	0	0	2	10	0	0	.182
Hardman, Ian	0	0	0.00	2	0	0	0	0	4.1	0	0	0	0	0	1	5	0	0	.000
Heredia, Angel	0	0	1.93	4	1	0	0	0	4.2	5	1	1	0	0	4	7	0	0	.263
*Hiraldo, Carlos	1	6	6.79	15	10	0	0	0	50.1	68	45	38	3	3	23	57	16	1	.319
House, Alex	0	0	3.54	9	4	0	0	0	20.1	20	10	8	1	1	7	23	1	0	.250
Ivey, Tyler	0	3	5.94	11	7	0	0	0	36.1	41	26	24	2	2	12	41	2	0	.281
Javier, Cristian	0	0	2.70	4	2	0	0	0	16.2	11	7	5	0	1	9	24	1	0	.183
Johnson, Reggie	5	0	1.69	12	0	0	0	1	21.1	11	4	4	1	0	4	28	4	0	.151

2017 TRI-CITY VALLEYCATS STATISTICS

Year	Team	W	L	ERA	G	GS	CGSHO	SV	IP	H	R	ER	HR	HB	BB	SO	WP	BK	AVG	
*	Keuchel, Dallas	1	0	1.80	1	1	0	0	5.0	3	1	1	0	1	0	5	0	0	.167	
	Martin, Corbin	0	1	2.60	8	3	0	0	1	27.2	20	11	8	1	0	8	38	2	0	.202
	Martin, Hunter	2	1	3.86	12	3	0	0	1	32.2	37	16	14	0	2	10	26	5	0	.285
	McKee, Colin	2	4	3.51	17	0	0	0	4	41.0	19	20	16	2	1	33	53	9	0	.137
*	Mushinski, Parker	3	1	3.60	13	3	0	0	0	30.0	22	14	12	1	4	19	40	7	0	.212
*	Ramirez, Luis	1	3	2.91	16	0	0	0	4	21.2	16	7	7	0	0	13	18	0	0	.208
	Robles, Juan	1	2	4.64	12	6	0	0	0	42.2	44	26	22	3	3	22	46	4	0	.267
	Rodriguez, Leovanny	1	0	3.63	6	4	0	0	0	22.1	23	10	9	1	2	6	15	1	0	.264
	Rosado, Cesar	1	0	0.00	2	2	0	0	0	10.0	2	0	0	0	1	1	1	1	1	.063
	Ruppenthal, Matt	2	1	3.04	8	7	0	0	0	23.2	25	8	8	1	0	8	29	5	0	.281
*	Sandoval, Patrick	1	1	3.79	4	4	0	0	0	19.0	19	8	8	0	0	6	28	2	0	.257
*	Scheetz, Kit	0	3	2.91	6	4	0	0	2	21.2	21	8	7	0	1	6	24	1	0	.253
*	Smith, Ben	7	5	6.37	21	0	0	0	0	29.2	23	22	21	2	3	24	42	7	0	.213
	Tejada, Felipe	0	0	0.00	1	0	0	0	0	0.2	1	0	0	0	0	2	2	0	0	.333
*	Thompson, Nathan	0	0	1.41	10	1	0	0	1	32.0	24	5	5	1	2	21	43	3	0	.214
TEAM TOTAL		34	39	3.61	73	73	0	8	19	629.0	537	291	252	22	28	290	737	83	1	.230

* - left-handed pitcher

TRI-CITY VALLEYCATS STAFF



JASON BELL

MANAGER, TRI-CITY

YEAR IN BASEBALL: 2 / YEAR WITH HOUSTON: 2



Jason Bell will serve as manager at Tri-City in what will be his first career managerial post. Bell joined the Astros last season as a development coach at Quad Cities where he helped guide the club to a Midwest League Championship title.

Bell joined the Astros from the University of Maryland Eastern Shore, where he served as the pitching coach for the Division I program during the 2016 season. As part of the coaching staff, Bell helped lead the team to its best winning percentage in over a decade. The club also set a record for the most non-conference victories in school history while getting out to the best start to a season in 22 years. Bell also filled in as head coach for a handful of games during the season, helping the club to its first conference win of the year.

Prior to his time at Maryland Eastern Shore, Bell was the Director of Baseball Operations at Ohio University in 2015 and a video scout at Baseball Info Solutions in 2014. While at Ohio University, Bell helped the baseball program to the second-best season in school history, which included a MAC Tournament Championship and an NCAA Tournament Championship berth. During that season, the Bobcats had the best year-to-year turnaround in collegiate baseball with a 25-game improvement, and also had the MAC Player and Pitcher of the Year.

Bell played collegiately at Saint Louis University (2010-11) and the University of Central Missouri (2012-14). He was named to the Atlantic 10 All-Tournament team as a freshman at Saint Louis, pitching in Game 2 of the NCAA Division I Tournament that year in the Louisville Regional.

Bell earned his bachelor's degree in 2013 from Central Missouri, before earning his master's degree in kinesiology - sports management from Central Missouri in 2014.



ERICK ABREU

PITCHING COACH, TRI-CITY

YEAR IN BASEBALL: 15 / YEAR WITH HOUSTON: 10



Erick Abreu begins his fifth season working in player development with the Astros, and his first as Tri-City's pitching coach. Abreu began his coaching career as a pitching coach with the DSL Astros in 2014, and has since coached at Greeneville (2017) and the Gulf Coast League (2016).

Abreu spent five seasons pitching in the Astros minor league system (2008-12) as part of a 12-year playing career. He spent six years with the Yankees beginning in 2002, and also pitched in the Mexican League (2013).

The right-hander went 40-32 with a 3.83 ERA in 219 minor league appearances (74 starts) from 2003-13. Abreu is the Double A Corpus Christi Hooks franchise leader in wins (23), strikeouts (304) and appearances (128).

Erick and his wife, Adris, reside in West Palm Beach, Fla. in the offseason with their children Jhon, Dylan and Jade.

TRI-CITY VALLEYCATS STAFF



JEREMY BARNES

HITTING COACH, TRI-CITY

YEAR IN BASEBALL: 10 / YEAR WITH HOUSTON: 2



Jeremy Barnes returns to the Astros for his second season as hitting coach at Tri-City. Barnes played professionally from 2009-15 after getting drafted by the Phillies in the 11th round of the 2009 draft. He reached the Triple A level with the Phillies in 2012 before going on to play in three different Independent Leagues. Barnes played in the Australian Baseball League for three seasons (2012-13, 2015), the Canadian-American Association for two seasons (2013-14) and the Atlantic League for one season (2013).

Following his playing career, Barnes spent over two seasons working for ACT Baseball in Canberra, Australia, as manager of player pathway and coaching development. In June of 2016, he co-founded World Baseball Showcases, a company that organized international baseball trips to America for 75 players ranging from the ages of 10 to 19 years old.

Jeremy is a native of Rowlett, Texas. He graduated from Notre Dame in 2009, receiving his bachelor of arts degree in anthropology. Following his four years as an infielder for the Fighting Irish, Barnes ranked among the school's top 10 players in career batting average and fielding percentage. In 2009, he was the captain of the team and received Second Team All-Big East Honors. He was a Third Team All-Big East selection in 2006.



DANIEL CERQUERA

ATHLETIC TRAINER, TRI-CITY

YEAR IN BASEBALL: 4 / YEAR WITH HOUSTON: 4



Daniel Cerquera is set to begin his fourth season with the Astros, and his second with Tri-City. Cerquera joined the Astros in 2015 as an athletic trainer with the DSL Astros Blue.

Cerquera got his start in baseball by assisting with the Astros strength and conditioning camp and instructional league in the Dominican Republic in September of 2014. Prior to joining the Astros full-time, Cerquera spent two years working at a physical therapy clinic specializing in athletic rehabilitation.

Cerquera received his bachelor's degree in athletic training from Stony Brook University in 2013.



MIKE MYERS

STRENGTH COACH, TRI-CITY

YEAR IN BASEBALL: 2 / YEAR WITH HOUSTON: 2



Mike Myers returns to the Astros for his second season as a strength and conditioning coach. Last year, he was a strength coach for the DSL Astros Orange.

Myers joined the Astros from the Philadelphia Phillies, where he was a strength and conditioning intern during the 2016 season.

In addition to his time with the Phillies, Myers has also interned with the University of South Florida football and baseball teams, Pennsylvania State University men's basketball team and the football teams of Stanford University and Bucknell University.

Myers received his bachelor of science degree in kinesiology from Pennsylvania State University in 2013, and his master's degree in exercise science from the University of South Florida in 2017.

Mike is a NSCA Certified Strength and Conditioning Coach (CSCS) and a USA Level 1 Weightlifting Performance Coach.

2018 ValleyCats SCHEDULE



JUNE						
SUN	MON	TUE	WED	THU	FRI	SAT
HOME GAME	FIREWORKS				1	2
AWAY GAME	CAMP DAY					
3	4	5	6	7	8	9
10	11	12	13 EDUCATION DAY EXHIBITION 10am	14	15 VT 7:00	16 VT 7:00
17 VT 5:00	18 @ABD	19 @ABD	20 @ABD	21 LOW 7:00	22 LOW 7:00	23 LOW 7:00
24 @SI	25 @SI	26 @SI	27	28 HV 7:00	29 HV 7:00	30 HV 7:00

JULY						
SUN	MON	TUE	WED	THU	FRI	SAT
1 @VT	2 @VT	3 @VT	4 VT 6:30	5 VT 7:00	6 VT 7:00	7 ABD 7:00
8 ABD 5:00	9 ABD 11:00	10	11 @WIL	12 @WIL	13 @WIL	14 @SC
15 @SC	16 @SC	17 BRK 7:00	18 BRK 7:00	19 BRK 7:00	20 @SI	21 @SI
22 @SI	23	24 AUB 7:00	25 AUB 7:00	26 AUB 11:00	27 SI 7:00	28 SI 7:00
29 SI 5:00	30 @BRK	31 @BRK				

AUGUST/SEPTEMBER						
SUN	MON	TUE	WED	THU	FRI	SAT
			1 @BRK	2 LOW 7:00	3 LOW 7:00	4 LOW 7:00
5 @CT	6 @CT	7 @CT	8 HV 7:00	9 HV 7:00	10 HV 7:00	11 @VT
12 @VT	13	14 NYPL ALL-STAR GAME @SC	15 CT 7:00	16 CT 7:00	17 @LOW	18 @LOW
19 @LOW	20 BRK 7:00	21 BRK 7:00	22 BRK 7:00	23 @HV	24 @HV	25 @HV
26 ABD 5:00	27 ABD 7:00	28 ABD 7:00	29 @LOW	30 @LOW	31 @LOW	1 @VT
2 @VT	3 @VT	4	5 NYPL PLAYOFFS BEGIN	6	7	8

**PROUD TO BE THE LONGEST
TENURED MINOR LEAGUE
AFFILIATE OF THE
WORLD SERIES CHAMPION
HOUSTON ASTROS!**



MCMNAMARA DIVISION
ABD- ABERDEEN IRONBIRDS (BALTIMORE ORIOLES)
BRK- BROOKLYN CYCLONES (NEW YORK METS)
HV- HUDSON VALLEY RENEGADES (TAMPA BAY RAYS)
SI- STATEN ISLAND YANKEES (NEW YORK YANKEES)
PINCKNEY DIVISION
AUB- AUBURN DOUBLEDAYS (WASHINGTON NATIONALS)
BAT- BATAVIA MUCKDOGS (MIAMI MARLINS)
MV- MAHONING VALLEY SCRAPPERS (CLEVELAND INDIANS)
SC- STATE COLLEGE SPIKES (ST. LOUIS CARDINALS)
WIL- WILLIAMSPORT CROSSCUTTERS (PHILADELPHIA PHILLIES)
WV- WEST VIRGINIA BLACK BEARS (PITTSBURGH PIRATES)
STEDLER DIVISION
CT- CONNECTICUT TIGERS (DETROIT TIGERS)
LOW- LOWELL SPINNERS (BOSTON RED SOX)
TRI- TRI-CITY VALLEYCATS (HOUSTON ASTROS)
VER- VERMONT LAKE MONSTERS (OAKLAND ATHLETICS)

518-629-CATS

TCVALLEYCATS.COM





ROOKIE GULF COAST LEAGUE

GULF COAST LEAGUE ASTROS

Affiliate year (first):.....10th (2009)
 Stadium:.....The Ballpark of the Palm Beaches
 Capacity/Year Open:.....7,984/2017

The Ballpark of the Palm Beaches • 5444 Haverhill Road- West Palm Beach, FL 33407
 (844) 676-2017 • (561) 408-0723 (fax)

GCL ASTROS IN 2017

Record:27-27
 Finish:3rd

MANAGER

Wladimir Sutil

GCL ASTROS STAFF

GM: Jay Edmiston
 Pitching Coach: Jose Rada
 Hitting Coach: Cesar Cedeño
 Hitting Coach: Rene Rojas
 Complex Hitting Coach: Ralph Dickenson
 Complex Pitching Coord.: Todd Naskedov
 Trainer: Taylor Rhoades
 Strength: Alana Ranucci

2017 GCL ASTROS STATISTICS

BATTERS	AVG	G	AB	R	H	2B	3B	HR	RBI	BB	SO	SB	CS	OBP	SLG	SF	SH	HB	E
#Angarita, Alfredo	.273	32	88	16	24	4	0	0	8	10	20	6	1	.347	.318	0	0	0	7
Benjamin, Jose	.377	19	69	17	26	3	5	3	17	3	13	5	1	.416	.696	2	0	3	1
*Bernal, Ihan	.077	16	26	2	2	1	0	0	2	6	15	0	0	.273	.115	0	1	1	0
Carrillo, Jose	.133	8	15	0	2	0	0	0	1	1	2	0	0	.188	.133	0	0	0	1
Cortez, Cesar	.214	29	98	11	21	4	0	0	1	13	11	24	3	.291	.286	1	2	0	1
de Oleo, Eduardo	.143	4	14	1	2	0	0	1	3	0	4	0	0	.143	.357	0	0	0	0
*Diaz, Carlos	.194	19	67	8	13	0	1	1	3	3	19	1	0	.229	.269	0	0	0	1
#Franco, Wander	.326	12	46	9	15	5	0	3	11	6	12	1	0	.396	.630	1	0	0	4
#Heras, Bernardo	.310	19	42	8	13	3	0	0	7	3	4	0	1	.370	.381	0	1	1	1
Machado, Carlos	.319	33	116	18	37	4	4	2	14	10	17	5	2	.386	.474	2	0	4	1
Marquez, Orlando	.268	28	71	7	19	5	0	1	8	6	10	0	0	.346	.380	1	0	3	2
Martinez, Hector	.269	43	134	21	36	5	0	2	16	21	47	3	1	.393	.351	1	0	7	5
Matute, Jonathan	.252	40	107	19	27	4	1	1	6	28	26	4	1	.417	.336	1	1	3	7
Muriel, Nestor	.143	2	7	0	1	0	0	0	0	1	5	0	0	.333	.143	0	0	1	0
*Perry, Nathan	.229	27	70	4	16	3	0	2	11	10	14	0	0	.325	.357	2	0	1	0
Pineda, Juan	.261	36	134	12	35	8	3	2	20	3	19	2	1	.292	.410	3	0	4	11
Rafael, Ronny	.125	28	72	6	9	2	1	1	9	12	32	0	0	.253	.222	2	0	1	1
*Rodriguez, Ramiro	.300	9	30	4	9	3	0	0	1	3	5	0	0	.382	.400	0	0	1	0
*Sanchez, Vicente	.169	22	71	9	12	3	1	1	5	7	23	1	0	.241	.282	1	0	0	1
Sanchez-Galan, Ozziel	.275	35	109	18	30	9	1	1	10	14	27	2	2	.378	.404	0	1	4	9
Santana, Andres	.164	25	73	3	12	2	0	0	6	1	19	0	0	.187	.192	0	0	1	1
Slenker, Richard	.273	9	22	4	6	2	0	2	4	5	3	0	1	.429	.636	0	0	1	5
Tanielu, Nick	.400	2	5	0	2	1	0	0	1	0	0	0	0	.500	.600	0	0	1	1
*Tejeda, Angel	.200	17	55	10	11	1	1	0	4	4	14	1	1	.262	.255	1	0	1	2
*Valdez, Emmanuel	.228	42	145	23	33	10	3	4	15	20	31	4	2	.325	.421	2	0	2	5
*Woodward, Trent	.083	4	12	0	1	0	0	0	1	3	2	0	0	.267	.083	0	0	0	0
TEAM TOTAL	.244	54	1698	230	414	82	21	28	196	191	407	38	16	.331	.366	20	6	40	75

* - left-handed hitter
 # - switch hitter

Team	W	L	ERA	G	GS	CGSHO	SV	IP	H	R	ER	HR	HB	BB	SO	WP	BK	AVG
Arias, Johsson	0	1	7.36	5	0	0	0	11.0	17	10	9	1	2	5	9	2	0	.354
Bielak, Brandon	1	0	0.00	2	0	0	0	4.1	3	0	0	0	0	1	5	0	0	.188
Bukauskas, J.B.	0	0	0.00	1	1	0	0	4.0	3	0	0	0	0	1	3	1	0	.231
Caraballo, Jheyson	0	0	5.19	3	2	0	0	8.2	11	7	5	1	0	3	9	0	0	.289
Castellanos, Humberto	1	0	6.00	1	0	0	0	3.0	5	4	2	0	0	0	4	0	0	.455
Corniel, Juan	2	0	3.00	5	1	0	0	15.0	10	5	5	2	2	7	20	1	0	.196
Donato, Chad	2	1	1.62	6	4	0	0	16.2	16	6	3	1	0	6	20	2	0	.250
Duncan, Tanner	1	2	2.17	11	6	0	0	37.1	26	12	9	1	1	8	31	3	0	.194
Feldmann, Brendan	2	1	0.54	12	0	0	0	16.2	10	3	1	0	1	1	21	1	0	.156
Garcia, Freylin	0	3	5.79	3	2	0	0	14.0	19	9	9	0	0	6	11	1	0	.322
Gonzalez, Diosward	2	2	2.61	7	1	0	0	20.2	12	8	6	0	1	17	25	2	0	.162
Guerrero, Fredis	1	0	1.80	3	3	0	0	15.0	16	5	3	0	2	4	13	1	0	.291

2017 GCL ASTROS STATISTICS

Team	W	L	ERA	G	GS	CGSHO	SV	IP	H	R	ER	HR	HB	BB	SO	WP	BK	AVG
Heredia, Angel	0	0	0.00	3	1	0	0	3.1	2	0	0	0	0	1	3	0	0	.200
Hernandez, Elieser	1	0	1.80	3	2	0	0	10.0	6	2	2	0	0	1	14	0	0	.176
Ivey, Tyler	0	0	0.00	1	1	0	0	2.0	1	0	0	0	0	2	3	1	0	.167
*Kerns, Austin	1	0	2.57	9	0	0	0	14.0	15	5	4	0	0	5	9	3	0	.288
*Lopez, Juan Pablo	0	3	6.16	11	9	0	0	30.2	43	27	21	2	0	16	19	0	2	.316
Marrero, Ronaldo	0	0	6.43	4	1	0	0	7.0	11	7	5	1	0	5	6	0	0	.367
Martin, Corbin	0	0	0.00	2	1	0	0	5.0	0	0	0	0	0	1	5	0	0	.000
Martinez, Saul	1	1	3.72	12	0	0	0	19.1	18	9	8	1	1	7	13	1	1	.250
Merrill, Matthew	1	1	11.57	6	2	0	0	9.1	16	14	12	1	0	7	6	0	0	.381
*Navas, Javier	1	3	4.20	11	4	0	0	30.0	30	22	14	2	1	24	24	3	1	.250
Nunez, Chauncey	0	1	8.49	11	0	0	0	11.2	17	15	11	2	3	11	10	6	1	.340
Pimentel, Carlos	1	2	4.66	14	0	0	0	3 19.1	18	12	10	2	3	6	21	2	0	.243
Rafferty, Devin	2	0	1.15	10	0	0	0	2 15.2	8	6	2	0	0	6	21	0	0	.143
*Ramirez, Luis	0	0	0.600	1	0	0	0	1.0	4	4	4	0	0	1	0	0	0	.571
Rodriguez, Nivaldo	1	2	3.48	9	3	0	0	31.0	32	15	12	1	2	11	34	2	1	.267
*Scheetz, Kit	0	0	0.00	2	0	0	0	6.1	4	0	0	0	1	0	13	0	0	.190
*Sepulveda, Maikel	4	3	2.34	9	4	0	1	34.2	30	15	9	2	0	12	21	5	3	.227
Serrano, Kyle	0	1	13.50	1	1	0	0	0.2	0	4	1	0	0	4	2	0	0	.000
Solis, Jairo	1	0	3.00	5	4	0	0	21.0	19	13	7	1	1	7	24	0	0	.229
Solomon, Peter	0	0	0.00	1	1	0	0	1.0	0	0	0	0	0	0	0	0	0	.000
*Villegas, Francisco	1	0	1.29	2	0	0	0	1 7.0	3	1	1	0	0	0	9	0	0	.125
TEAM TOTAL	27	27	3.53	54	54	0	6	11 446.1	425	240	175	21	21	186	428	37	9	.248

* - left-handed pitcher

GCL ASTROS STAFF



WLADIMIR SUTIL

MANAGER, GCL ASTROS

YEAR IN BASEBALL: 15 / YEAR WITH HOUSTON: 13



Wladimir Sutil begins his fifth season working for the Astros in player development, and his second as manager for the GCL Astros. Sutil became a coach in 2014 with Greenville, and then spent two seasons as a coach and Latin infield instructor with the GCL Astros.

Sutil played professionally for 10 seasons from 2004-13, which included the first eight years of his career in the Astros system. While with the Astros, Sutil played for Greenville (2004), Tri-City (2005), Lexington (2005-06), Salem (2006-08), Corpus Christi (2008-11), Round Rock (2010) and Oklahoma City (2011). He was named an All-Star six times in his career, receiving New York-Penn League Midseason All-Star honors in 2005, Texas League Midseason All-Star honors in 2009, 2010 and 2011, Texas League Postseason All-Star recognition in 2009, and Independent Atlantic League All-Star honors in 2012. At the end of the 2009 season, Sutil was added to the Astros 40-man roster.

In 974 career minor league games, the infielder hit .266 with 139 doubles and 205 steals while logging over 650 games at shortstop and 200 games at second base.

SUTIL'S RECORD AS A MANAGER

YEAR	CLUB	LEAGUE	WON	LOST	POSITION
2017	GCL Astros (R)	Gulf Coast League	27	27	Third
Totals:			27	27	



JOSE RADA

PITCHING COACH, GCL ASTROS

YEAR IN BASEBALL: 11 / YEAR WITH HOUSTON: 3



Jose Rada enters his second season as pitching coach for the GCL Astros. Rada began his coaching career assisting the Astros pitching staff at their academy in the Dominican Republic in 2016.

Rada spent eight seasons in the minor leagues after signing with the St. Louis Cardinals prior to the 2006 season. The native of Venezuela pitched in the Cardinals system from 2006-11, reaching Double A Springfield in 2011. He also pitched in the Venezuelan Winter League from 2008-12 and 2014, and in 2015 pitched in the Independent Frontier League. Rada was a two-time Venezuelan Winter League Champion (2009 and 2012).

GCL ASTROS STAFF

TABLE OF CONTENTS

PLAYERS

PLAYER DEVELOPMENT

2017 REVIEW

OPPONENTS

HISTORY AND RECORDS

SPRING TRAINING

MEDIA INFORMATION

MINUTE MAID PARK



CESAR CEDENO

HITTING COACH, GCL ASTROS

YEAR IN BASEBALL: 39 / YEAR WITH HOUSTON: 31



Former Major Leaguer and Astros legend César Cedeño returns for his 31st season with the organization and will be hitting coach for the GCL Astros in 2018. In 2012, Cedeño joined the Astros in a full-time capacity for the first time since 2001 as hitting coach at Greenville, a post he held in six straight seasons.

The former outfielder played 12 seasons (1970-81) with the Astros, collecting five Gold Glove Awards while appearing in four All-Star games. During his 17-year Major League career, Cedeño played with the Astros, Reds (1982-85), Cardinals (1985) and Dodgers (1986), and hit .285 (2087x7310) with 436 doubles, 60 triples, 199 homers, and 550 stolen bases in 2006 career games. In 1970, Cedeño finished fourth in the National League Rookie of the Year voting after hitting .310 with 21 doubles and 17 steals in his debut with Houston. Cedeño received MVP votes in five seasons (1972-74, 1976, 1980) and stole at least 50 bases in six consecutive seasons (1972-77). Signed by Houston as a 16-year-old non-drafted free agent out of the Dominican Republic, Cedeño set club records for total bases, slugging percentage and steals in a season during his tenure with the Astros.

Following his playing career, Cedeño served as a coach or instructor for the Houston organization for 10 seasons (1990-94, 1997-2001). Prior to being named Greenville's hitting coach in 2012, his last full-time coaching stint was in 2009 with the Washington Nationals.



RENE ROJAS

HITTING COACH, GCL ASTROS

YEAR IN BASEBALL: 15 / YEAR WITH HOUSTON: 5



Rene Rojas enters his first season as hitting coach for the GCL Astros after spending the last two seasons as a hitting coach for the DSL Astros Orange. Rojas joined the Astros as a hitting coach in 2014.

Rojas worked as a hitting coach in the Cardinals minor league system from 2004-11, and then was a scout in the Angels organization from 2012-14.



RALPH DICKENSON

COMPLEX HITTING COACH

YEAR IN BASEBALL: 44 / YEAR WITH HOUSTON: 6



Ralph Dickenson is entering his sixth season with the Astros organization and will serve as the club's complex hitting coach, where he will work out of the Astros facility in West Palm Beach, Fla. during Spring Training and Extended Spring Training.

Dickenson has spent the last five seasons working for the Astros in various roles, including hitting instructor (2017, 2015), Triple A hitting coach (2016), Major League assistant hitting coach (2014) and minor league hitting coordinator (2013).

Dickenson began his coaching career as manager of Class A Advanced San Bernardino in the Mariners organization from 1988-89. He has since gone on to serve as a manager, hitting instructor, field coordinator and hitting coach in the Brewers (1993-2000), Dodgers (2000-01), Rangers (2002-04), Yankees (2005-06), Nationals (2007-09) and Blue Jays (2010-12) systems.

Dickenson was originally drafted by San Francisco in the 30th round of the 1968 draft, but did not sign. He signed with Minnesota after being selected in the supplemental first round of the 1969 draft. A two-way player throughout his six-year minor league career, he saw duty as an outfielder (368 games) and as a pitcher (134 games/20 starts).

Dickenson played college baseball at both Mesa Community College in Colorado, and at Arizona State University, where he was a member of the Sun Devils 1969 NCAA Championship team. Following his playing career, he held collegiate coaching positions at Western Washington University, Washington State University and the University of New Mexico.

Ralph and his wife, Patricia, reside in Tempe, Ariz. They have one daughter, Elizabeth, and three sons, Rich, David and Scott.

GCL ASTROS STAFF



TODD NASKEDOV

COMPLEX PITCHING COORDINATOR

YEAR IN BASEBALL: 1 / YEAR WITH HOUSTON: 1




Todd Naskedov joins the Astros as the organization's complex pitching coordinator based out of their complex in West Palm Beach, Fla.

Naskedov comes to the Astros from from Battle Ground, Washington, where he owned and operated Smarter Baseball, providing pitching instruction to athletes in Southwest Washington. Prior to that, he worked at Forest Grove High School in Forest Grove, Ore., where he was the Head Baseball Coach from 2014-2016. He has been an assistant baseball coach for McKinney Boyd High School in McKinney, Texas (2012-14), the Cowlitz Black Bears of the Collegiate West Coast League (2010-11), Pima Community College (2008-10) and Sehome High School in Bellingham, Wash. (1998-01). From 2002-08, he was the head baseball coach at Amphitheater High School in Tucson, Ariz., where he won two Arizona Daily Star and Tucson Citizen Coach of the Year awards (2006-07) and led the team to two region titles and a state runner-up finish.

Naskedov has worked for both USA Baseball and Major League Baseball. He has been a national team trials coach, task force member and site supervisor for parts of 10 years with USA Baseball from 2003-2017. Naskedov was an international envoy coach for Major League Baseball in the United Kingdom and Holland in 2001 and 2004.

Naskedov received his bachelor's degree from Western Washington University, and his master's degree from Concordia University Irvine.



ALANA RANUCCI

ATHLETIC TRAINER, GCL ASTROS

YEAR IN BASEBALL: 5 / YEAR WITH HOUSTON: 1



Alana Ranucci joins the Astros for her first season as the athletic trainer for the GCL Astros.

Ranucci spent the 2017 season working for the Los Angeles Dodgers as a rehabilitation athletic trainer assistant. In 2016, she served as the athletic trainer for the Arizona League Dodgers. Ranucci has also worked as an athletic trainer at the University of Texas at Tyler, and has served athletic training internships with the Texas Rangers and Detroit Tigers organizations.

Ranucci earned her master's degree in health, kinesiology and sport studies from Texas A&M University in 2016. She graduated from Saginaw Valley State University in 2014 with a bachelor of science degree in athletic training. While at Saginaw Valley, she was a Division II Women's Track and Field athlete.

Alana has been published as a lead and co-author in the Journal of Athletic Training, and is a member of the National Athletic Trainers' Association (NATA). She is a certified athletic trainer, and holds licenses in athletic training in Texas, Arizona and Michigan. Ranucci is certified in Selective Functional Movement Assessment Level 1 (SFMA) and is certified by the American Heart Association in CPR/AED/First Aid.



ROOKIE DOMINICAN SUMMER LEAGUE

DOMINICAN SUMMER LEAGUE ASTROS

Latin American Home of the Houston Astros
 Carretera Cruce de Guerra a Guerra, Km 1, La Mojorra, Las Caobas
 Santo Domingo Este, DR
 (809) 526-5148

Affiliate year (first):..... 31st (1987)
 Stadium:..Latin American Home of the Houston Astros
 Year Open:.....2010

DSL ASTROS IN 2017

Astros Blue:.....38-33 (5th)
 Astros Orange:.....27-44 (7th)

MANAGER

Charlie Romero

DSL ASTROS COACHING STAFF

Manager, Intl. Dev.:... Carlos Alfonso
 Senior Advisor:..... Julio Linares
 Pitching Coach:..... Rick Aponte
 Hitting Coach:..... Luis Mateo
 Coach:..... Erik Acevedo
 Coach:..... Selin Aquino
 Coach:..... Carlos Lugo
 Coach:..... Alejandro Martinez
 Coach:..... Gerardo Olivares
 Coach:..... Luis Reynoso

Coach:..... Omar Rosario
 Coach:..... Starlyng Sanchez
 Trainer:..... Roman Rendon
 Trainer:..... Dan Burciaga
 Trainer:..... Joan Segura
 Strength/Coord.:... Geremias Guzman
 Strength/Rehab:.. Esteban Doria
 Strength:..... Khoogas Mekaelian
 Strength:..... Brittany Wiebe

DSL ASTROS STAFF



CARLOS ALFONSO

MANAGER, INTERNATIONAL DEVELOPMENT

YEAR IN BASEBALL: 51 / YEAR WITH HOUSTON: 23



Carlos Alfonso enters his fifth consecutive season working with the Astros Dominican operation, and his 23rd with the organization overall. Alfonso returned to the Astros in 2014 following an eight-year stint with the Rays organization, serving as a special assistant for one season (2013) and the club's director of international operations for seven years (2006-12). Alfonso, who is Manager of International Development and a special assignment scout for the Astros, is entering his 51st season working in professional baseball as either a player, coach, manager or front office member.

Alfonso began his coaching career with the Astros organization in 1977, and served as either a coach or manager in Houston's system until 1986. Among his managerial stops with the Astros were Class A Daytona Beach (1979-81), Double A Columbus (1985) and Triple A Tucson (1986).

Following his time with Houston, Alfonso spent 19 seasons with the San Francisco organization, including 11 seasons on the Giants Major League coaching staff (1992, 1996-2005). From 1986-92, Alfonso served as the Giants Director of Minor League Operations and Player Development, and in 1995 was the club's Coordinator of Latin American Operations. From 1993-94, Alfonso served as the Giants Triple A manager in Phoenix. He has spent six total seasons managing in winter ball.

Originally drafted by the Astros in the 10th round of the 1968 draft as a catcher/infielder, Alfonso converted to a full-time pitcher in 1971, ultimately playing nine seasons in the minors with Houston (1968-75) and Cincinnati (1976), and six seasons of winter ball in Latin America. On the mound, Alfonso went 39-35 with a 3.71 ERA in 234 career minor league appearances.

Alfonso attended the University of South Florida and Florida International University. He holds a second degree black belt in taekwondo.

Carlos and his wife, Theresa, have four children and six grandchildren.

DSL ASTROS STAFF



JULIO LINARES

SENIOR ADVISOR, LATIN AMERICAN DEVELOPMENT
YEAR IN BASEBALL: 61 / YEAR WITH HOUSTON: 46



A member of the Astros organization since 1973, Julio Linares has been an advisor to the Astros Latin American operations since 2013. Prior to his current role, Linares spent nine seasons as a special assistant to the general manager for Dominican scouting and development, which followed six seasons as director of the Astros Dominican Republic operations.

Linares served as manager of the Gulf Coast Astros from 1997-98. Overall, he managed Houston's Rookie League club for 16 years (Sarasota 1977-80, 1984-87; Gulf Coast 1988-93, 97-98) and also spent three years at the Major League level as the Astros bench coach from 1994-96.

Linares played 15 seasons in the minor leagues as an infielder and outfielder and finished ninth in the Pacific Coast League with a .308 average in 1969. He retired after the 1972 season and began his coaching career with the Astros in 1973 at Covington in the Appalachian League.

Linares and his wife, Damaris, reside in San Pedro de Macoris in the Dominican Republic. He has five sons, Amaury, Rodney, Erick, Brian, and Michael. His son Rodney is currently the manager of Houston's Triple A Fresno club.



CHARLIE ROMERO

MANAGER & FIELD COORDINATOR, DSL ASTROS
YEAR IN BASEBALL: 35 / YEAR WITH HOUSTON: 5



Charlie Romero returns to the Astros as manager and field coordinator for the DSL Astros. This will be his fifth season with Houston, and his fourth as a manager for the DSL Astros.

A veteran of over 30 years in professional baseball, Romero has managed 19 seasons and over 1,000 games in the DSL in his career, with his clubs posting a 764-545 (.584) overall record. Romero joined the Astros in 2014 from the Angels, where he ran the organization's Dominican Baseball Academy and spent 26 total seasons as either a player, coach or manager with the club.

In 2010, Romero won the Angels "Preston Gomez Minor League Manager of the Year Award", and in 2005 was named the DSL Manager of the Year. Romero led the 2011 DSL Angels to their first ever DSL Championship title, and has steered six clubs to division titles (2011-12, 2007-08, 2005, 2015). In addition to serving as a manager, Romero also served as a hitting coach at various levels in the Angels minor league system, including Rookie Level Mesa (1991-93), Class A Cedar Rapids (1994, 1996), Rookie Level Butte (1997) and Rookie Level Boise (1998).

Romero played professionally as a switch-hitting outfielder for six seasons after getting signed by the Blue Jays in 1985. Romero ended up playing three seasons in the Toronto system (1985-87) and three seasons in the California Angels minor league system (1988-90). In 1985, Romero competed as a sprinter on the Olympic track qualifying team for the Dominican Republic. He resides in La Romana, Dominican Republic and has two children (Charlie and Charleen).

ROMERO'S RECORD AS A MANAGER

YEAR	CLUB	LEAGUE	WON	LOST	POSITION
1995	DSL Angels (R)	Dominican Summer	31	39	N/A
1999	DSL Angels (R)	Dominican Summer	41	25	3rd
2000	DSL Angels (R)	Dominican Summer	37	34	6th
2001	DSL Angels (R)	Dominican Summer	45	25	2nd
2002	DSL Angels (R)	Dominican Summer	39	33	3rd
2003	DSL Angels (R)	Dominican Summer	34	30	3rd
2004	DSL Angels (R)	Dominican Summer	45	26	2nd
2005	DSL Angels (R)	Dominican Summer	44	26	1st
2006	DSL Angels (R)	Dominican Summer	47	20	2nd
2007	DSL Angels (R)	Dominican Summer	49	21	2nd
2008	DSL Angels (R)	Dominican Summer	47	24	T-1st
2009	DSL Angels (R)	Dominican Summer	28	36	4th
2010	DSL Angels (R)	Dominican Summer	37	28	2nd
2011	DSL Angels (R)	Dominican Summer	52	18	1st#
2012	DSL Angels (R)	Dominican Summer	40	24	1st
2013	DSL Angels (R)	Dominican Summer	36	35	5th
2014	DSL Astros Orange (R)	Dominican Summer	31	39	7th
2015	DSL Astros Blue (R)	Dominican Summer	43	29	1st
2017	DSL Astros Blue (R)	Dominican Summer	38	33	5th
Totals:			764	545	

#Won Dominican Summer League Championship

DSL ASTROS STAFF



RICK APONTE

PITCHING COACH, DSL ASTROS

YEAR IN BASEBALL: 44 / YEAR WITH HOUSTON: 42



Rick Aponte returns to the Astros for his 42nd season, and his sixth consecutive season working for the DSL Astros. Aponte has been a pitching coach in the DSL from 2013-14 and 2016-17, and spent the 2015 season as a developmental specialist and pitching coordinator.

Prior to heading to the DSL, Aponte served one-year stints as a pitching coach at Tri-City (2012), Greenville (2011), Lexington (2010) and the GCL Astros (2009). From 2007-08, Aponte spent two years as the Major League bullpen coach for the Washington Nationals and manager Manny Acta.

In total, Aponte has spent more than 10 seasons domestically as a pitching coach in Houston's system at various levels, including Auburn (1987), Kissimmee (1988-89) and Burlington (1992). He managed Houston's Dominican Summer League Astros for seven seasons (1993-1999), before shifting into the DSL pitching coach position from 2000-06.

As a player, Aponte pitched in the Houston system for six seasons (1976-1981). He reached the Triple A level with Charleston and Tucson before completing his minor league career.

Rick lives in The Bronx, N.Y., with his wife of 35 years, Juana, and has five children: Kenny, Lindsey, Ricardo Jr., Pheadias and Odrie Ricardo.



LUIS MATEO

HITTING COACH, DSL ASTROS

YEAR IN BASEBALL: 15 / YEAR WITH HOUSTON: 10



Luis Mateo enters his 10th season as a hitting coach with Astros, and his seventh season overall as a hitting coach for the DSL Astros. Mateo spent the last two seasons as hitting coach for the GCL Astros. In 2015, Mateo was Greenville's hitting coach and helped lead the club to an Appalachian League Championship title.

Mateo played professionally as a shortstop with Oakland's organization from 1987-88, and started his professional coaching career in 1998 as an infield instructor in Arizona's organization. Prior to joining the Astros, Mateo spent two years as a manager within the Athletics organization.



ERIK ACEVEDO ROJAS

COACH, DSL ASTROS

YEAR IN BASEBALL: 5 / YEAR WITH HOUSTON: 5



Erik Acevedo returns to the Astros for his fifth season working as a program support coach. Rojas began working for the Astros in 2014 as a tryout program support staffer while also serving as a bullpen catcher.



SELIN AQUINO

COACH, DSL ASTROS

YEAR IN BASEBALL: 18 / YEAR WITH HOUSTON: 4



Selin Aquino is set to begin his fourth season with the Astros after joining the organization in October of 2014. Prior to joining the Astros, Aquino was a coach with the Mets (2014), Cardinals (2005-11) and Giants (1999-2000). Aquino also spent three years working for Major League Baseball's office in the Dominican Republic as an RBI program coach.

DSL ASTROS STAFF



CARLOS LUGO

COACH, DSL ASTROS

YEAR IN BASEBALL: 11 / YEAR WITH HOUSTON: 5



Carlos Lugo returns to the Astros organization for his fifth season coaching in the Dominican Republic. Lugo joined the Astros in 2014 as a catching specialist with the DSL Astros, holding that position for two years through the 2015 season. He then managed two seasons in the DSL from 2016-17.

Prior to joining the professional coaching ranks in 2014, Lugo spent six years as a catcher in the Angels minor league system from 2007-12.



ALEJANDRO MARTINEZ

COACH, DSL ASTROS

YEAR IN BASEBALL: 12 / YEAR WITH HOUSTON: 3



Alejandro Martinez returns to the Astros for his third season coaching in the Dominican Republic. Martinez joined the Astros in 2016 as an infield coach.

Martinez began his professional coaching career in 2011 with the Los Angeles Angels organization, spending five total seasons as a coach with the club.

Martinez spent three seasons as an infielder in the Angels minor league system from 2006-08.



GERARDO OLIVARES

COACH, DSL ASTROS

YEAR IN BASEBALL: 10 / YEAR WITH HOUSTON: 4



Gerardo Olivares returns for his fourth season with the DSL Astros. Olivares joined the DSL Astros in 2015 as a catching coach before spending two seasons as a pitching coach.

A native of San Francisco de Macoris, Olivares spent seven seasons in the minor leagues after signing with the Tampa Bay Rays in 2007. A position player during his first five minor league seasons with Tampa Bay, Olivares joined the Red Sox in 2012 where he pitched for two seasons, ultimately reaching the Class A Advanced Level with Salem in 2013.



LUIS REYNOSO

COACH, DSL ASTROS

YEAR IN BASEBALL: 7 / YEAR WITH HOUSTON: 7



Luis Reynoso returns to the DSL Astros for his second season as a coach.

Reynoso played five seasons in the Astros minor league system from 2012-16, reaching Class A Advanced Lancaster in 2016.

DSL ASTROS STAFF



OMAR ROSARIO

COACH, DSL ASTROS

YEAR IN BASEBALL: 19 / YEAR WITH HOUSTON: 4



Omar Rosario returns to the Astros for his fourth season as a coach in the DSL. Rosario spent six seasons in the minor leagues after signing with the Oakland Athletics in 1998. As a player, he reached the Triple A level with the Sacramento River Cats before completing his minor league career in 2001. Rosario also spent three seasons playing for Los Tigres del Lince of the Dominican Winter League.



STARLYNG SANCHEZ

COACH, DSL ASTROS

YEAR IN BASEBALL: 5 / YEAR WITH HOUSTON: 5



Starlyng Sanchez returns to the DSL Astros for his second season as a coach. Sanchez pitched for three seasons in the Astros minor league system from 2013-15, reaching Rookie Level Greenville in 2015.



DAN BURCIAGA

ATHLETIC TRAINER, DSL ASTROS

YEAR IN BASEBALL: 2 / YEAR WITH HOUSTON: 2



Dan Burciaga returns to the Astros for his second season as an athletic trainer in the Dominican Republic. Burciaga joined the Astros in 2017 following a three-year stint working for San Diego Sol Basketball Tournaments.

Burciaga earned his bachelor of science degree in kinesiology with an emphasis in athletic training from San Diego State University in 2014. While he was a student, Burciaga worked as an athletic training intern at both San Diego State and the University of California. Dan is a certified athletic trainer (ATC) and a licensed athletic trainer (LAT).



ROMAN RENDON

ATHLETIC TRAINER, DSL ASTROS

YEAR IN BASEBALL: 2 / YEAR WITH HOUSTON: 2



Roman Rendon returns to the DSL Astros for what will be his second season as an athletic trainer.

During the summer of 2016, Rendon was an athletic training intern for the Astros Triple A Fresno Grizzlies club. He then went to work for Fresno Pacific University in the winter of 2016, where he worked directly under the head athletic trainer for the women's volleyball team.

Rendon has also worked in an athletic training capacity for California State University, Fresno, Clovis East High School, Mission Community College, Pierce Community College and California State University, Northridge.

Rendon received his bachelor of science degree in kinesiology from California State University, Northridge in 2015. He is on track to receive his bachelor's degree in athletic training from California State University, Fresno in May of 2017.

DSL ASTROS STAFF



JOAN SEGURA

ATHLETIC TRAINER, DSL ASTROS

YEAR IN BASEBALL: 6 / YEAR WITH HOUSTON: 1



Joan Segura joins the Astros for his first season as a trainer in the DSL.

Segura got his start working for Panteras de Miranda of the Venezuelan Professional Basketball league from 2009-11. He then spent the 2011-13 seasons working for Navegantes del Magallanes of the Venezuelan Professional Baseball League, before joining Caribes de Anzoategui from 2013-15. Segura also worked for Guarani Sports Club of the Venezuelan Professional Soccer League in 2014.

Joan graduated with a degree in Physiotherapy from Arturo Michelena University in Valencia, Carabobo, VZ.



GEREMIAS GUZMAN

STRENGTH COACH, DSL ASTROS

YEAR IN BASEBALL: 19 / YEAR WITH HOUSTON: 16



Geremias Guzman enters his 16th season with the Astros. Guzman has been a strength and conditioning coach or coordinator for the Astros since 2003, and from 2003-08, he also served as the DSL Astros athletic trainer.

Prior to joining the Astros, Guzman worked as a trainer at the Montreal Expos Dominican Academy. He also served as an Instructional League trainer in the San Diego Padres system in 2002, and as an assistant trainer with the Pittsburgh Pirates baseball academy from 2000-01.

Guzman holds a systems engineering degree from Universidad Central del Este (UCE) in the Dominican Republic. He earned his certification in muscle therapy at UCE, physical therapy at Universidad Nacional Evangelica (UNEV), and advanced English at Dominico American Institute. In 2015, he earned his certification in the NCSF as a personal trainer, completed his degree in sport psychology at the UCSD and earned his certification as a Selective Functional Movement Assessment Coach.



ESTEBAN DORIA

REHAB & STRENGTH COACH, DSL ASTROS

YEAR IN BASEBALL: 3 / YEAR WITH HOUSTON: 2



Esteban Doria enters his second season with the Astros and his first in the Dominican Summer League. Last year, Doria assisted the GCL Astros with their strength and conditioning program in West Palm Beach, Fla.

Prior to joining the Astros, Doria was an assistant strength and conditioning coach at the University of Maryland from 2015 to 2017. In his two seasons working with the Terps baseball team, Doria assisted in developing nine players who were selected in the MLB Amateur Draft, three All-Americans, two Big-Ten Conference Players of the Year, and seven All-Conference selections.

Doria worked in the St. Louis Cardinals organization prior to his time at Maryland, coordinating the strength and conditioning efforts of the GCL Cardinals and assisting the team to a GCL East Division championship and a league championship semi-final appearance.

Doria received his master's degree in Exercise Physiology from Louisiana State University, where he assisted the school's baseball, football, volleyball, and women's soccer programs. Doria also worked for the Gayle Hatch Weightlifting Team in Baton Rouge.

Doria received his bachelor of science degree in exercise science from Florida State University, where he interned for FSU's football strength and conditioning program under Vic Vilorio and Joseph Danos.

Esteban holds certifications from the National Strength and Conditioning Association (NSCA), USA Weightlifting, Selective Functional Movement Assessments, and Functional Movement Screens.

DSL ASTROS STAFF



KHOOGAS MEKAE LIAN

STRENGTH COACH, DSL ASTROS

YEAR IN BASEBALL: 3 / YEAR WITH HOUSTON: 2



Khoogas Mekaelian joins the Astros as a strength coach for the DSL Astros in what will be his first season in Major League Baseball.

Mekaelian comes to the Astros from EXOS, where he was a strength and conditioning coach and director of sports specific training for high school and middle school athletes in a community-based setting. He has served as a Sports Performance intern at Northwestern University, as well as an exercise-testing aide for the Chicago Blackhawks of the National Hockey League. Prior to that, he worked as a High Performance tennis strength coach at College Park Athletic Club in Deerfield, Ill., as well as a strength coach at EFT Sports Performance in Highland Park, Ill.

During the summer of 2017, Mekaelian trained as an apprentice Olympic athlete in weightlifting in Yerevan, Armenia under world champion weightlifter Armen Kazaryan.

Mekaelian, who speaks four languages, worked in elementary education in Illinois from 2012-15. He earned his bachelor of arts degree in Spanish and biology from Lake Forest College in 2010.

Mekaelian is CSCCa strength and conditioning coach certified (SCCC), as well as an NSCA certified strength and conditioning specialist (CSCS). He is also certified as an EXOS performance and fitness specialist, a certified personal trainer through the ACSM as well as a Level 1 USA Weightlifting Sports Performance Coach.



BRITTANY WIEBE

STRENGTH COACH, DSL ASTROS

YEAR IN BASEBALL: 1 / YEAR WITH HOUSTON: 1



Brittany Wiebe joins the Astros for her first season as a strength and conditioning coach in the Dominican Republic.

Prior to joining Houston, Wiebe worked as a graduate assistant for the football and Olympic sports programs at the University of Missouri from 2016-18. During the summer of 2016, she served an Olympic sport strength and conditioning internship with Clemson University.

Wiebe has also served strength and conditioning internships at Sanford Power Center, and at North Dakota State University.

Wiebe is on track to graduate from the University of Missouri with a master of education degree in May of 2018. She received her bachelor of science degree in exercise science from North Dakota State University in 2016. While at NDSU, Wiebe was a guard on the women's basketball team.

Wiebe is an NSCA Certified Strength and Conditioning Specialist (CSCS) and is certified by the American Red Cross in CPR/AED/First Aid.

TABLE OF CONTENTS

PLAYERS

PLAYER DEVELOPMENT

2017 REVIEW

OPPONENTS

HISTORY AND RECORDS

SPRING TRAINING

MEDIA INFORMATION

MINUTE MAID PARK

LATIN AMERICAN HOME OF THE HOUSTON ASTROS



GUERRA, SANTO DOMINGO, DOMINICAN REPUBLIC

The Houston Astros celebrated their 25th season in the Dominican Republic on May 10, 2010, with the Grand Opening of the new Astros Latin American Home in Guerra, Santo Domingo in the Dominican Republic.

The Astros have had a presence in the Dominican Republic since 1985 when the club operated out of the Estrellas Winter League Stadium in San Pedro de Macoris. From 1987-2009, the Astros home in the Dominican Republic was at Ingenio Santa Fe where numerous future Major Leaguers played.

The new complex consists of two-and-a-half baseball fields, six pitching mounds, batting cages and an observation tower, along with other amenities. A two-story building contains locker rooms, manager and coaches offices, administrative offices, a dining room, full-service industrial kitchen, weight room, player and staff living accommodations, and a player entertainment room. In addition to developing young players and their baseball skills, the Astros new Latin American home also helps develop their educational skills and features a computer lab and classrooms.

The complex is located a half-mile from the new Tampa Bay and Los Angeles Dodgers facilities and in the same general area as other Major League Dominican Academies.



LATIN AMERICAN HOME STAFF



CARIDAD CABRERA

MANAGER, LATIN AMERICAN DEVELOPMENT & OPERATIONS
 YEAR IN BASEBALL: 9 / YEAR WITH HOUSTON: 9



Caridad Cabrera enters her ninth season with the Astros after joining the organization in January of 2010. Cabrera oversees all aspects of the Astros Latin American development and operations in addition to overseeing the administrative aspects of Houston's Dominican academy.

Cabrera holds a master's degree in business administration from Instituto Tecnológico de Santo Domingo, as well as an engineering degree in computer systems from Universidad Dominicana O & M.

ASTROS MINOR LEAGUE OVERVIEW

Abreu, Bryan.....RHP	Garcia, Ronny.....RHP	Perry, Nathan.....C
Abreu, Wilyer.....OF	Garza, Ralph.....RHP	Pinales, Erasmo.....RHP
Adams, Jake.....IF	Gonzalez, Flaer.....RHP	Pineda, Andy.....OF
Adcock, Brett.....LHP	Gonzalez, Leonardo.....OF	Pineda, Juan.....IF
Alcala, Jorge.....RHP	Gruillon, Sebastian.....IF	Pinto, Franklin.....OF
Almonte, Marcos.....IF	Guerrero, Fredis.....RHP	Pinto, Noel.....LHP
Alvarez, Jose.....C	Hardman, Ian.....RHP	Pujols, Antonio.....LHP
Alvarez, Yordan.....IF	Hardy, Timothy.....LHP	Quijala, Yoanys.....RHP
Amador, Wilson.....IF	Hartman, Ryan.....LHP	Quintana, Lorenzo.....C
Angarita, Alfredo.....IF	Hauschild, Michael.....RHP	Quintero, Carlos.....RHP
Aquino, Dariel.....RHP	Henderson, Raymond.....C	Rafael, Ronny.....OF
Arauz, Jonathan.....IF	Heredia, Angel.....RHP	Ramirez, Juan.....OF
Armenteros, Rogelio.....RHP	Hermely, Anthony.....C	Ramirez, Manny.....RHP
Ayarza, Rodrigo.....IF	Hernandez, Jose.....RHP	Ramirez, Yeuris.....IF
Balaguer, Jesus.....RHP	Hernandez, Jose.....RHP	Ramirez, Yohan.....RHP
Barajas, Luis.....C	Hernandez, Nick.....RHP	Reina, Fabricio.....RHP
Barcenas, Hecduar.....RHP	Hill, Kevin.....RHP	Ritchie, Jamie.....C
Bello, Daniel.....LHP	Hiraldo, Carlos.....LHP	Rivera, Jose.....RHP
Bellozo, Valente.....RHP	House, Alex.....RHP	Robaina, Julio.....LHP
Benavente, Brandon.....C	Hurtado, Carlos.....LHP	Robinson, Chuckie.....C
Benedetti, Carmen.....LHP	Ivey, Tyler.....RHP	Robles, Juan.....RHP
Benjamin, Jose.....OF	James, Joshua.....RHP	Rodriguez, Elian.....RHP
Bermudez, Javier.....IF	Jaquez, Ernesto.....RHP	Rodriguez, Leovanny.....RHP
Betances, Jose.....RHP	Javier, Cristian.....RHP	Rodriguez, Nerio.....C
Bielak, Brandon.....RHP	Jimenez, Alfredo.....RHP	Rodriguez, Nivaldo.....RHP
Birk, Ryne.....IF	Jones, Taylor.....RHP	Rodriguez, Ramiro.....OF
Blanco, Alex.....RHP	Julks, Corey.....RHP	Rojas, Joshua.....IF
Blanco, Ronel.....RHP	Kenmer, Jon.....OF	Rosado, Cesar.....RHP
Bleday, Adam.....LHP	Lacroix, Jonathan.....OF	Ruppenthal, Matthew.....RHP
Bohanek, Cody.....IF	LaRue, Carson.....RHP	Saldana, Abdiel.....RHP
Bojorquez, Gerardo.....RHP	Leon, Hector.....IF	Sanabria, Carlos.....RHP
Bostick, Akeem.....RHP	Leon, Ricardo.....LHP	Sanchez, Rhandall.....C
Bower, Matthew.....LHP	Lopez, Jairo.....RHP	Sanchez-galan, Ozziel.....IF
Bracamonte, Gabriel.....C	Lopez, Jonarkys.....C	Sandoval, Edgardo.....RHP
Bravo, Jose.....RHP	Lopez, Juan Pablo.....LHP	Sandoval, Patrick.....LHP
Bukauskas, J.B.....RHP	Lugo, Denilson.....RHP	Santana, Andres.....OF
Campos, Oscar.....C	Machado, Carlos.....OF	Scheetz, Kristopher.....LHP
Canelon, Carlos.....C	Macuare, Angel.....RHP	Serrano, Kyle.....RHP
Carrasco, Deury.....IF	Marquez, Orlando.....C	Severino, Oscar.....RHP
Carrillo, Jose.....C	Marrero, Ronaldo.....RHP	Shaver, Colton.....IF
Carrillo, Yefri.....OF	Marte, Junior.....RHP	Sieber, Troy.....IF
Castellanos, Humberto.....RHP	Martin, Corbin.....RHP	Sierra, Anibal.....IF
Castillo, Abraham.....OF	Martin, Hunter.....RHP	Sierra, Rhadell.....RHP
Castillo, Gerry.....C	Martinez, Hector.....OF	Sierra, Miguelangel.....IF
Castillo, Jeury.....IF	Mascai, Victor.....OF	Singleton, Jonathan.....IF
Castro, Ruben.....IF	Mathis, Patrick.....OF	Slenker, Richard.....IF
Ceballos, Yermi.....LHP	Matijevic, J.J.....IF	Sneed, Cy.....RHP
Celestino, Gilberto.....OF	Matute, Jonathan.....IF	Solano, Bryan.....RHP
Cesar, Randy.....IF	Mayfield, David.....IF	Solis, Jairo.....RHP
Ceuta, Yorbin.....IF	McCall, Dexture.....IF	Solomon, Peter.....RHP
Chavez, Jervic.....LHP	McCormick, Chas.....OF	Straw, Myles.....OF
Cobos, Franny.....RHP	McCurry, Brendan.....RHP	Stubbs, Garrett.....C
Collado, Willy.....RHP	McKee, Colin.....RHP	Stutzman, Sean.....LHP
Corniel, Juan.....RHP	Medina, Fredy.....IF	Tanielu, Nick.....IF
Corniel, Robert.....RHP	Mejias, Christian.....RHP	Taveras, Diosmerky.....RHP
Cortabarría, Yimmi.....OF	Mendoza, Jose.....RHP	Tejada, Felipe.....RHP
Cortez, Cesar.....OF	Mendoza, Sean.....IF	Tejada, Angel.....OF
Davis, Kyle.....OF	Merrill, Matthew.....RHP	Thome, Andrew.....RHP
Dawson, Ronnie.....OF	Meyers, Jake.....OF	Thompson, Nathan.....LHP
De Goti, Alex.....IF	Mezquita, Cristofer.....LHP	Thompson, Ryan.....RHP
De La Cruz, Bryan.....OF	Michelena, Arturo.....IF	Thornton, Trent.....RHP
de Oleo, Eduardo.....C	Molero, Jeremy.....RHP	Tokar, Heitor.....RHP
De Paula, Luis.....RHP	Montano, Salvador.....LHP	Toro, Ricardo.....C
Diaz, Carlos.....OF	Morillo, Emmanuel.....IF	Toro-Hernandez, Abraham.....C
Donato, Chad.....RHP	Moya, Kendy.....IF	Tovalin, Adrian.....IF
Dorris, Jacob.....RHP	Mushinski, Parker.....LHP	Trompiz, Kristian.....IF
Duarte, Osvaldo.....IF	Navas, Javier.....RHP	Tucker, Kyle.....OF
Duncan, Tanner.....RHP	Nova, Freudis.....IF	Urdaneta, Ronaldo.....IF
Dykxhoorn, Brock.....RHP	Nunez, Antonio.....IF	Uribe, Asael.....RHP
Emanuel, Kent.....LHP	Nunez, Chauncey.....RHP	Valdez, Enmanuel.....IF
Espinosa, Rolando.....IF	Nunn, Chris.....LHP	Valdez, Framber.....LHP
Feldmann, Brendan.....RHP	Oberto, Wender.....RHP	Valdez, Gabriel.....RHP
Ferguson, Andrew.....OF	Ortega, Angel.....RHP	Van Der Wijst, Oliver.....IF
Ferrell, Justin.....RHP	Papierski, Michael.....C	Vasquez, Randy.....C
Ferrell, Riley.....RHP	Paredes, Enoli.....RHP	Watts, Cole.....LHP
Franco, Wander.....IF	Paulino, Hansel.....RHP	Westmoreland, Brody.....IF
Garcia, Alejandro.....OF	Payano, Luis.....OF	Whitley, Forrest.....RHP
Garcia, Freylin.....RHP	Perez, Hector.....RHP	Winkelman, Alex.....LHP
Garcia, Luis.....RHP	Perez, Joe.....IF	Woodward, Trent.....C
Garcia, Roman.....IF	Perez, Kelvin.....C	Wrenn, Stephen.....OF

PLAYER DEVELOPMENT

BRYAN ABREU - RIGHT-HANDED PITCHER

Height: 6-1 **Weight:** 204 **Bats:** R **Throws:** R
Born: April 22, 1997 - Santo Domingo Centro, DR **Hometown:** Santo Domingo, DR
Recommended/Signed By: Oz Ocampo/Marc Russo/Rafael Belen

How Obtained: Signed by the Astros as a non-drafted free agent on Nov. 11, 2013.

Year	Team	W	L	ERA	G	GS	CG	SHO	SV	IP	H	R	ER	HR	HB	BB	SO	WP	BK	AVG
2014	DSL Astros Orange (R)	0	2	6.55	16	0	0	0	2	22.0	19	20	16	0	5	20	23	9	0	.238
2015	DSL Astros Orange (R)	2	2	3.83	14	10	0	0	0	51.2	34	29	22	2	8	36	48	3	0	.195
2016	Greenville (R)	0	1	11.81	3	1	0	0	0	5.1	6	8	7	0	2	5	6	3	0	.286
	GCL Astros (R)	2	4	3.78	10	3	0	0	0	33.3	33	20	14	0	0	15	35	3	1	.250
2017	Greenville (R)	1	3	7.98	8	6	0	0	0	29.1	29	27	26	4	0	21	40	8	0	.259
MINOR LEAGUE TOTALS		5	12	5.40	51	20	0	0	2	141.2	121	104	85	6	15	97	152	26	1	.233

WILYER ABREU - OUTFIELDER

Height: 6-0 **Weight:** 187 **Bats:** L **Throws:** L
Born: June 24, 1999 - Maracaibo, VZ **Hometown:** Maracaibo, VZ
Recommended/Signed By: Oz Ocampo/Roman Ocumarez/Tom Shafer/Daniel Açuña
How Obtained: Signed by the Astros as a non-drafted free agent on July 2, 2017.

Year	Team	AVG	G	AB	R	H	2B	3B	HR	RBI	BB	SO	SB	CS	OBP	SLG	SF	SH	HB	E
2017	DSL Astros Blue (R)	.286	34	119	21	34	5	1	0	16	14	29	7	4	.377	.345	1	0	4	1
MINOR LEAGUE TOTALS		.286	34	119	21	34	5	1	0	16	14	29	7	4	.377	.345	1	0	4	1

JAKE ADAMS - INFILDER

Height: 6-2 **Weight:** 237 **Bats:** R **Throws:** R
Born: Dec. 23, 1995 **Hometown:** Brandon, SD
School: University of Iowa **Recommended/Signed By:** Mark Adair
How Obtained: Selected by the Astros in the sixth round of the June 2017 draft.

Year	Team	AVG	G	AB	R	H	2B	3B	HR	RBI	BB	SO	SB	CS	OBP	SLG	SF	SH	HB	E
2017	Tri-City (A)	.170	48	165	17	28	6	0	10	21	24	68	2	1	.280	.388	2	0	2	5
MINOR LEAGUE TOTALS		.170	48	165	17	28	6	0	10	21	24	68	2	1	.280	.388	2	0	2	5

BRETT ADCOCK - LEFT-HANDED PITCHER

Height: 6-1 **Weight:** 266 **Bats:** L **Throws:** L
Born: Aug. 28, 1995 - Bay City, MI **Hometown:** Bay City, MI
School: University of Michigan **Recommended/Signed By:** Nick Venuto
How Obtained: Selected by the Astros in the fourth round of the June 2016 draft.



Year	Team	W	L	ERA	G	GS	CG	SHO	SV	IP	H	R	ER	HR	HB	BB	SO	WP	BK	AVG
2016	Tri-City (A)	0	0	6.23	3	3	0	0	0	4.1	3	3	3	0	0	2	6	0	0	.188
2017	Quad Cities (A)	1	0	1.14	5	4	0	0	0	23.2	15	4	3	0	1	7	37	1	0	.179
	Buies Creek (A)	4	4	4.71	20	14	0	0	1	84.0	78	48	44	9	2	32	80	12	0	.245
MINOR LEAGUE TOTALS		5	4	4.02	28	21	0	0	1	112.0	96	55	50	9	3	41	123	13	0	.229

JORGE ALCALA - RIGHT-HANDED PITCHER

Height: 6-3 **Weight:** 197 **Bats:** R **Throws:** R
Born: July 28, 1995 - Bajos de Haina, DR **Hometown:** Haina, DR
Recommended/Signed By: Oz Ocampo/Roman Ocumarez/Leocadio Guevara
How Obtained: Signed by the Astros as a non-drafted free agent on Dec. 3, 2014.
Career Highlights: 2016: Appalachian League Pitcher of the Week, Aug. 15-21.



Year	Team	W	L	ERA	G	GS	CG	SHO	SV	IP	H	R	ER	HR	HB	BB	SO	WP	BK	AVG
2015	DSL Astros Blue (R)	2	0	3.06	12	2	0	0	1	32.1	27	14	11	0	0	19	20	7	1	.227
2016	GCL Astros (R)	1	1	1.21	6	3	0	0	1	22.1	14	3	3	0	0	6	35	2	1	.175
	Greenville (R)	2	1	1.80	6	4	0	0	0	20.0	12	5	4	0	1	8	20	1	1	.174
	Tri-City (A)	0	1	5.27	3	3	0	0	0	13.2	20	15	8	1	2	4	15	4	0	.345
2017	Quad Cities (A)	2	0	2.03	6	4	0	0	0	31.0	16	7	7	3	1	12	35	2	0	.155
	Buies Creek (A)	5	6	3.45	16	14	1	1	0	78.1	55	33	30	7	5	33	60	7	1	.200
MINOR LEAGUE TOTALS		12	9	2.87	49	30	1	1	2	197.2	144	77	63	11	9	82	185	23	4	.205

MARCOS ALMONTE - INFILDER

Height: 5-10 **Weight:** 175 **Bats:** R **Throws:** R
Born: March 28, 1996 - Santiago, DR **Hometown:** Santiago, DR
Recommended/Signed By: Oz Ocampo/Roman Ocumarez/José Ortiz
How Obtained: Signed by the Astros as a non-drafted free agent on Feb. 24, 2014.
Career Highlights: 2017: Midwest League Midseason All-Star...2015: GCL Astros Player of the Month, August.



Year	Team	AVG	G	AB	R	H	2B	3B	HR	RBI	BB	SO	SB	CS	OBP	SLG	SF	SH	HB	E
2014	DSL Astros Blue (R)	.240	46	175	28	42	13	1	17	29	27	11	7	367	.343	0	3	6	9	
	DSL Astros Orange (R)	.217	21	83	16	18	4	3	1	10	13	17	9	2	.343	.373	0	1	3	5
2015	DSL Astros Orange (R)	.276	43	170	25	47	13	0	5	23	17	24	9	5	.356	.441	0	2	4	16
	DSL Astros Blue (R)	.242	8	33	7	8	2	0	0	3	4	8	6	0	.324	.303	0	2	0	4
	GCL Astros (R)	.299	19	77	7	23	2	0	1	8	3	13	4	3	.321	.364	1	0	0	1
2016	Tri-City (A)	.223	31	94	11	21	5	1	0	4	10	29	6	3	.298	.298	0	3	0	1
	Greenville (R)	.238	23	84	13	20	5	2	1	4	2	16	8	3	.286	.381	1	1	4	4
2017	Quad Cities (A)	.248	84	322	39	80	14	1	9	38	10	84	11	8	.276	.382	2	5	3	19
MINOR LEAGUE TOTALS		.250	275	1039	146	260	58	8	18	107	88	218	64	31	.320	.373	4	17	20	59

JOSE ALVAREZ - CATCHER

Height: 6-1 **Weight:** 165 **Bats:** R **Throws:** R
Born: June 4, 2000 - San Francisco, VZ **Hometown:** San Francisco, VZ
Recommended/Signed By: Oz Ocampo/Roman Ocumarez/Tom Shafer/Daniel Acuna
How Obtained: Signed by the Astros as a non-drafted free agent on July 2, 2016.

Year	Team	AVG	G	AB	R	H	2B	3B	HR	RBI	BB	SO	SB	CS	OBP	SLG	SF	SH	HB	E
2017	DSL Astros Orange (R)	.204	51	152	27	31	2	0	0	11	25	34	4	6	.324	.217	0	3	2	2
MINOR LEAGUE TOTALS		.204	51	152	27	31	2	0	0	11	25	34	4	6	.324	.217	0	3	2	2

YORDAN ALVAREZ - OUTFIELDER

Height: 6-5 **Weight:** 226 **Bats:** L **Throws:** L
Born: June 27, 1997 - Las Tunas, Cuba **Hometown:** Las Tunas, Cuba
Recommended/Signed By: Ismael Cruz/Mike Toscar (LAD)
How Obtained: Acquired by the Astros from the Dodgers in exchange for RHP Josh Fields on Aug. 1, 2016...originally signed by the Dodgers as a non-drafted free agent on June 15, 2016.

Career Highlights: 2017: SiriusXM All-Star Futures Game selection...Midwest League Midseason All-Star.

Year	Team	AVG	G	AB	R	H	2B	3B	HR	RBI	BB	SO	SB	CS	OBP	SLG	SF	SH	HB	E
2016	DSL Astros Orange (R)	.341	16	44	7	15	2	1	1	4	12	7	2	1	.474	.500	1	0	0	0
2017	Quad Cities (A)	.360	32	111	26	40	6	0	9	33	23	36	2	0	.468	.658	3	0	2	1
	Buies Creek (A)	.277	58	224	19	62	11	3	3	36	19	41	6	1	.329	.393	7	0	2	0
MINOR LEAGUE TOTALS		.309	106	379	52	117	19	4	13	73	54	84	10	2	.391	.483	11	0	4	1



WILSON AMADOR - INFIELDER

Height: 6-1 **Weight:** 175 **Bats:** R **Throws:** R
Born: Dec. 14, 1996 - Bani, DR **Hometown:** Bani, DR
Recommended/Signed By: Oz Ocampo/Jose Lima
How Obtained: Signed as a non-drafted free agent on July 23, 2013.
Career Highlights: 2016: GCL Astros July Player of the Month...**2013:** Was ranked by *Baseball America* as the No. 24 international prospect of 2013.

Year	Team	AVG	G	AB	R	H	2B	3B	HR	RBI	BB	SO	SB	CS	OBP	SLG	SF	SH	HB	E
2014	DSL Astros Orange (R)	.245	64	245	49	60	7	2	1	30	24	67	29	13	.349	.302	3	4	17	39
2015	DSL Astros Blue (R)	.173	54	202	34	35	6	6	0	16	17	52	14	3	.262	.262	2	1	8	19
2016	GCL Astros (R)	.268	38	127	18	34	6	3	1	14	8	35	7	5	.329	.386	1	3	4	2
	Greenville (R)	.143	2	7	1	1	1	0	0	0	1	3	0	0	.250	.286	0	0	0	0
2017	Greenville (R)	.270	52	174	26	47	8	2	1	20	8	43	20	6	.308	.356	1	1	2	10
MINOR LEAGUE TOTALS		.234	210	756	128	177	28	13	3	80	58	199	70	27	.312	.317	7	9	31	70

ALFREDO ANGARITA - INFIELDER

Height: 5-10 **Weight:** 167 **Bats:** S **Throws:** R
Born: Nov. 16, 1996 - Maracay, VZ **Hometown:** Maracay, VZ
Recommended/Signed By: Oz Ocampo/Oscar Alvarado/Carlos Barrios
How Obtained: Signed by the Astros as a non-drafted free agent on Oct. 14, 2015.

Year	Team	AVG	G	AB	R	H	2B	3B	HR	RBI	BB	SO	SB	CS	OBP	SLG	SF	SH	HB	E
2016	DSL Astros Blue (R)	.207	55	174	31	36	3	3	1	12	41	37	18	9	.365	.276	3	4	4	9
2017	DSL Astros Blue (R)	.200	9	25	7	5	2	1	0	4	8	6	3	1	.394	.360	0	0	0	0
	GCL Astros (R)	.273	32	88	16	24	4	0	0	8	10	20	6	1	.347	.318	0	0	0	7
MINOR LEAGUE TOTALS		.226	96	287	54	65	9	4	1	24	59	63	27	11	.363	.296	3	4	4	16

DARIEL AQUINO - RIGHT-HANDED PITCHER

Height: 6-1 **Weight:** 225 **Bats:** R **Throws:** R
Born: Jan. 30, 1996 - San Juan De La Maguana, DR **Hometown:** San Juan de la Maguana, DR
Recommended/Signed By: Oz Ocampo/Rafael Belen/Jose Lima
How Obtained: Signed as a non-drafted free agent on March 25, 2013.
Career Highlights: 2016: GCL Astros July Pitcher of the Month.

Year	Team	W	L	ERA	G	GS	CG	SHO	SV	IP	H	R	ER	HR	HB	BB	SO	WP	BK	AVG
2014	DSL Astros Blue (R)	1	3	5.19	11	0	0	0	0	8.2	12	7	5	1	0	8	3	2	0	.324
2015	DSL Astros Blue (R)	0	1	0.51	13	0	0	0	6	17.2	13	4	1	0	2	5	16	2	0	.206
	GCL Astros (R)	0	0	18.90	7	0	0	0	0	6.2	16	14	14	1	0	8	6	3	0	.457
2016	GCL Astros (R)	1	2	3.78	13	0	0	0	3	16.2	18	7	7	0	0	7	17	4	0	.265
	Greenville (R)	0	0	2.70	3	0	0	0	1	3.1	3	3	1	0	0	4	3	0	0	.231
2017	Greenville (R)	2	1	4.63	15	0	0	0	0	23.1	18	13	12	1	0	17	29	5	1	.209
MINOR LEAGUE TOTALS		4	7	4.72	62	0	0	0	10	76.1	80	48	40	3	2	49	74	16	1	.265

PLAYER DEVELOPMENT

JONATHAN ARAUZ - INFIELDER

Height: 6-0 **Weight:** 173 **Bats:** L **Throws:** R
Born: Aug. 3, 1998 - Chiriqui, PAN **Hometown:** Chiriqui, PAN



Recommended/Signed By: Norman Anciani (PHI)

How Obtained: Acquired by Houston from Philadelphia along with RHP Ken Giles in exchange for RHP Mark Appel, RHP Harold Arauz, RHP Thomas Eshelman, LHP Brett Oberholtzer and RHP Vince Velasquez on Dec. 12, 2015...originally signed by Philadelphia as a non-drafted free agent on Aug. 7, 2014.

Career Highlights: 2016: Appalachian League Player of the Week, Aug. 1-7...2015: Was the youngest player in the GCL...made just two errors in 19 games at shortstop, giving him the second-best fielding percentage among all league shortstops (.973) with at least 15 games at the position.

Year	Team	AVG	G	AB	R	H	2B	3B	HR	RBI	BB	SO	SB	CS	OBP	SLG	SF	SH	HB	E
2015	GCL Phillies (R)	.254	44	173	21	44	10	2	2	18	13	29	2	0	.309	.370	1	0	1	3
2016	Greenville (R)	.249	53	201	26	50	10	1	2	18	19	45	1	3	.323	.338	2	3	4	5
2017	Quad Cities (A)	.220	36	127	23	28	3	2	0	4	20	18	0	1	.331	.276	0	1	1	5
	Tri-City (A)	.264	33	121	16	32	7	1	1	11	12	29	1	0	.341	.364	0	0	2	8
MINOR LEAGUE TOTALS		.248	166	622	86	154	30	6	5	51	64	121	4	4	.324	.339	3	4	8	21

ROGELIO ARMENTEROS - RIGHT-HANDED PITCHER

See non-roster bio

RODRIGO AYARZA - INFIELDER

Height: 5-8 **Weight:** 169 **Bats:** S **Throws:** R
Born: Feb. 20, 1995 - Changuinola, PAN **Hometown:** Changuinola, PAN

Recommended/Signed By: Eduardo Thomas (TEX)

How Obtained: Signed by the Astros as a minor league free agent on May 30, 2014...originally signed by the Rangers as a non-drafted free agent on July 25, 2011.

Career Highlights: 2014: DSL Astros Player of the Month, July.

Year	Team	AVG	G	AB	R	H	2B	3B	HR	RBI	BB	SO	SB	CS	OBP	SLG	SF	SH	HB	E
2012	DSL Rangers (R)	.205	55	161	24	33	5	3	0	22	23	17	1	4	.306	.273	1	3	1	3
2013	DSL Rangers (R)	.309	32	55	17	17	2	4	1	9	7	7	0	1	.387	.545	0	6	0	3
2014	DSL Astros Orange (R)	.333	18	66	15	22	3	1	0	16	17	9	7	0	.464	.409	1	3	0	11
	DSL Astros Blue (R)	.248	43	157	20	39	9	1	1	26	23	21	6	5	.353	.338	5	5	5	5
2015	Greenville (R)	.292	16	48	3	14	1	0	2	13	0	6	0	0	.286	.438	1	4	0	4
	GCL Astros (R)	.196	16	46	4	9	1	0	1	4	1	5	1	0	.229	.283	0	1	1	4
2016	Corpus Christi (AA)	.200	2	5	0	1	0	0	0	1	0	0	0	0	.200	.200	0	0	0	0
	Tri-City (A)	.260	46	177	19	46	8	3	2	24	10	22	2	4	.293	.373	4	3	0	8
2017	Quad Cities (A)	.316	37	136	23	43	10	0	7	29	5	14	3	0	.345	.544	2	0	2	2
	Buies Creek (A)	.233	41	146	13	34	10	2	1	17	9	31	0	1	.282	.349	0	0	1	3
MINOR LEAGUE TOTALS		.259	306	997	138	258	49	14	15	161	95	132	20	15	.325	.381	12	25	7	38

JESUS BALAGUER - RIGHT-HANDED PITCHER

Height: 6-4 **Weight:** 195 **Bats:** R **Throws:** R
Born: Aug. 12, 1993 - La Habana, Cuba **Hometown:** Miramar, FL

Recommended/Signed By: Charlie Gonzalez

How Obtained: Signed by the Astros as a non-drafted free agent on April 11, 2017.

Year	Team	W	L	ERA	G	GS	CG	SHO	SV	IP	H	R	ER	HR	HB	BB	SO	WP	BK	AVG
2017	Greenville (R)	0	0	0.00	3	0	0	0	1	7.0	3	0	0	0	0	2	14	1	0	.130
	Tri-City (A)	1	1	1.23	5	0	0	0	2	7.1	3	1	1	0	0	3	10	1	0	.120
	Quad Cities (A)	4	1	4.34	10	0	0	0	1	18.2	14	9	9	2	0	10	29	2	0	.212
MINOR LEAGUE TOTALS		5	2	2.73	18	0	0	0	4	33.0	20	10	10	2	0	15	53	4	0	.175

LUIS BARAJAS - CATCHER

Height: 6-1 **Weight:** 179 **Bats:** L **Throws:** R
Born: July 13, 1998 - Sinaloa, MEX **Hometown:** Sinaloa, MEX

Recommended/Signed By: Oz Ocampo/Raúl López

How Obtained: Signed by the Astros as a non-drafted free agent on Jan. 9, 2017.

Year	Team	AVG	G	AB	R	H	2B	3B	HR	RBI	BB	SO	SB	CS	OBP	SLG	SF	SH	HB	E
2017	DSL Astros Orange (R)	.211	43	109	13	23	7	0	0	13	20	19	1	0	.336	.275	1	0	1	3
MINOR LEAGUE TOTALS		.211	43	109	13	23	7	0	0	13	20	19	1	0	.336	.275	1	0	1	3

HECDUAR BARNENAS - RIGHT-HANDED PITCHER

Height: 6-3 **Weight:** 199 **Bats:** R **Throws:** R
Born: July 21, 1998 - Cumanacoa, VZ **Hometown:** Cumanacoa, VZ

Recommended/Signed By: Oz Ocampo/Roman Ocumarez/Johan Maya

How Obtained: Signed by the Astros as a non-drafted free agent on July 2, 2017.

Year	Team	W	L	ERA	G	GS	CG	SHO	SV	IP	H	R	ER	HR	HB	BB	SO	WP	BK	AVG
2017	DSL Astros Orange (R)	2	1	11.68	9	0	0	0	0	12.1	14	16	16	1	4	15	16	5	0	.326
MINOR LEAGUE TOTALS		2	1	11.68	9	0	0	0	0	12.1	14	16	16	1	4	15	16	5	0	.326

DANIEL BELLO - LEFT-HANDED PITCHER

Height: 6-2 **Weight:** 197 **Bats:** L **Throws:** L
Born: Jan. 8, 1997 - Santo Domingo, DR **Hometown:** Santo Domingo, DR
Recommended/Signed By: Oz Ocampo/Roman Ocumarez/Alfredo Ulloa
How Obtained: Signed by the Astros as a non-drafted free agent on Aug. 18, 2017.
Year Team W L ERA G GS CG SHO SV IP H R ER HR HB BB SO WP BK AVG
 2018 will be his first professional season

VALENTE BELLOZO - RIGHT-HANDED PITCHER

Height: 6-2 **Weight:** 197 **Bats:** L **Throws:** L
Born: Jan. 4, 2000 - Baja California, MEX **Hometown:** Mexicali, MEX
Recommended/Signed By: Oz Ocampo/Raúl López
How Obtained: Signed by the Astros as a non-drafted free agent on July 3, 2017.
Year Team W L ERA G GS CG SHO SV IP H R ER HR HB BB SO WP BK AVG
 2018 will be his first professional season

BRANDON BENAVENTE - CATCHER

Height: 5-9 **Weight:** 236 **Bats:** R **Throws:** R
Born: Sept. 3, 1997 - Caracas, VZ **Hometown:** Carrizal, VZ
Recommended/Signed By: Oz Ocampo/Oscar Alvarado/Jose Palacios
How Obtained: Signed by the Astros as a non-drafted free agent on July 2, 2014.
Year Team AVG G AB R H 2B 3B HR RBI BB SO SB CS OBP SLG SF SH HB E
 2015 DSL Astros Orange (R) .214 37 112 16 24 7 0 0 10 11 26 2 2 .362 .277 0 2 15 7
 2016 GCL Astros (R) .333 7 12 0 4 1 0 0 1 0 3 0 1 .385 .417 0 0 1 0
 DSL Astros Blue (R) .152 13 33 3 5 0 0 0 3 7 3 0 1 .326 .152 1 1 2 5
 2017 DSL Astros Blue (R) .171 40 111 12 19 3 0 0 1 14 13 28 4 2 .307 .225 3 0 10 2
MINOR LEAGUE TOTALS .194 97 268 31 52 11 0 1 28 31 60 6 6 .335 .246 4 3 28 14

CARMEN BENEDETTI - OUTFIELDER

Height: 6-2 **Weight:** 203 **Bats:** L **Throws:** L
Born: Oct. 29, 1994 - Ann Arbor, MI **Hometown:** Grosse Pointe Farms, MI
School: University of Michigan **Recommended/Signed By:** Nick Venuto
How Obtained: Selected by the Astros in the 12th round of the June 2016 draft.
Year Team AVG G AB R H 2B 3B HR RBI BB SO SB CS OBP SLG SF SH HB E
 2016 Tri-City (A) .309 41 165 22 51 6 0 1 19 15 39 0 0 .366 .364 2 0 1 0
 2017 Quad Cities (A) .332 69 241 49 80 20 0 4 32 51 47 1 0 .446 .465 2 1 0 2
 Buies Creek (A) .268 23 82 9 22 7 1 1 9 9 21 1 0 .341 .415 0 2 0 1
MINOR LEAGUE TOTALS .314 133 488 80 153 33 1 6 60 75 107 2 0 .403 .422 4 3 1 3



JOSE BENJAMIN - OUTFIELDER

Height: 6-2 **Weight:** 185 **Bats:** R **Throws:** R
Born: Dec. 16, 1995 - Santo Domingo, DR **Hometown:** Santo Domingo, DR
Recommended/Signed By: Oz Ocampo/Roman Ocumarez/Rafael Belen
How Obtained: Signed by the Astros as a non-drafted free agent on June 12, 2014.
Career Highlights: 2016: GCL Astros Player of the Month, August.
Year Team AVG G AB R H 2B 3B HR RBI BB SO SB CS OBP SLG SF SH HB E
 2014 DSL Astros Blue (R) .229 16 48 9 11 3 1 0 7 6 11 0 0 .322 .333 3 2 2 1
 DSL Astros Orange (R) .239 26 88 19 21 3 1 0 6 14 13 4 2 .364 .295 1 0 4 3
 2015 DSL Astros Blue (R) .179 30 95 20 17 2 1 1 10 14 21 3 1 .328 .253 0 1 7 3
 2016 DSL Astros Blue (R) .257 42 152 25 39 9 0 2 24 18 29 8 6 .354 .355 4 0 7 0
 GCL Astros (R) .306 21 72 9 22 6 2 0 9 2 17 6 6 .333 .444 0 2 1 0
 2017 Greenville (R) .230 29 100 13 23 2 2 0 10 3 15 1 0 .255 .290 2 2 1 6
 GCL Astros (R) .377 19 69 17 26 3 5 3 17 3 13 5 1 .416 .696 2 0 3 1
MINOR LEAGUE TOTALS .255 183 624 112 159 28 12 6 83 60 120 27 16 .338 .367 12 7 25 14

JAVIER BERMUDEZ - INFILDER

Height: 5-11 **Weight:** 155 **Bats:** S **Throws:** R
Born: Jan. 2, 1999 - Maracaibo, VZ **Hometown:** Maracaibo, VZ
Recommended/Signed By: Oz Ocampo/Roman Ocumarez/Daniel Acuña
How Obtained: Signed by the Astros as a non-drafted free agent on July 2, 2017.
Year Team AVG G AB R H 2B 3B HR RBI BB SO SB CS OBP SLG SF SH HB E
 2018 will be his first professional season

JOSE BETANCES - RIGHT-HANDED PITCHER

Height: 6-0 **Weight:** 202 **Bats:** R **Throws:** R
Born: Oct. 17, 1999 - Salcedo, DR **Hometown:** Salcedo, DR
Recommended/Signed By: Oz Ocampo/Roman Ocumarez/Tom Shafer
How Obtained: Signed by the Astros as a non-drafted free agent on July 2, 2017.
Year Team W L ERA G GS CG SHO SV IP H R ER HR HB BB SO WP BK AVG
 2017 DSL Astros Orange (R) 0 0 3.38 5 0 0 0 0 2.2 1 5 1 0 2 8 1 2 2 .125
MINOR LEAGUE TOTALS 0 0 3.38 5 0 0 0 0 2.2 1 5 1 0 2 8 1 2 2 .125

BRANDON BIELAK - RIGHT-HANDED PITCHER

Height: 6-2 **Weight:** 212 **Bats:** L **Throws:** R
Born: April 2, 1996 - Edison, NJ **Hometown:** Sayreville, NJ
School: Notre Dame University **Recommended/Signed By:** Nick Venuto

How Obtained: Selected by the Astros in the 11th round of the June 2017 draft.

Year	Team	W	L	ERA	G	GS	CG	SHO	SV	IP	H	R	ER	HR	HB	BB	SO	WP	BK	AVG
2017	GCL Astros (R)	1	0	0.00	2	0	0	0	0	4.1	3	0	0	0	0	1	5	0	0	.188
	Tri-City (A)	1	1	0.92	8	4	0	0	1	29.1	18	4	3	0	0	4	37	3	0	.171
MINOR LEAGUE TOTALS		2	1	0.80	10	4	0	0	1	33.2	21	4	3	0	0	5	42	3	0	.174

RYNE BIRK - INFIELDER

Height: 5-9 **Weight:** 191 **Bats:** L **Throws:** R
Born: Nov. 11, 1994 - Parkersburg, WV **Hometown:** Parkersburg, WV
School: Texas A&M University **Recommended/Signed By:** Noel Gonzales-Luna

How Obtained: Selected by the Astros in the 13th round of the June 2016 draft.



Year	Team	AVG	G	AB	R	H	2B	3B	HR	RBI	BB	SO	SB	CS	OBP	SLG	SF	SH	HB	E
2016	Tri-City (A)	.287	36	136	26	39	9	0	4	23	20	12	5	1	.393	.441	2	1	5	2
	Quad Cities (A)	.323	7	31	4	10	4	1	0	8	1	4	0	1	.344	.516	0	0	0	0
2017	Buies Creek (A)	.274	81	314	47	86	15	5	8	47	29	62	5	4	.340	.430	5	1	5	7
	Corpus Christi (AA)	.246	37	126	13	31	2	0	7	24	7	22	1	2	.286	.429	0	1	0	5
MINOR LEAGUE TOTALS		.273	161	607	90	166	30	6	19	102	57	100	11	8	.342	.437	7	3	10	14

ALEX BLANCO - RIGHT-HANDED PITCHER

Height: 6-1 **Weight:** 180 **Bats:** R **Throws:** R
Born: Oct. 3, 1997 - San Pedro de Macoris, DR **Hometown:** San Pedro de Macoris, DR
Recommended/Signed By: Oz Ocampo/Roman Ocumarez/Alfredo Ulloa/Johan Maya

How Obtained: Signed by the Astros as a non-drafted free agent on July 2, 2017.

Year	Team	W	L	ERA	G	GS	CG	SHO	SV	IP	H	R	ER	HR	HB	BB	SO	WP	BK	AVG
2017	DSL Astros Blue (R)	0	0	0.00	1	0	0	0	0	1.0	0	0	0	0	0	0	2	0	0	.000
	DSL Astros Orange (R)	0	0	12.00	3	0	0	0	0	3.0	4	4	4	4	0	2	6	3	0	.308
MINOR LEAGUE TOTALS		0	0	9.00	4	0	0	0	0	4.0	4	4	4	4	0	2	6	5	0	.235

RONEL BLANCO - RIGHT-HANDED PITCHER

Height: 6-4 **Weight:** 231 **Bats:** R **Throws:** R
Born: Aug. 31, 1993 - Santiago, DR **Hometown:** Santiago, DR
Recommended/Signed By: Oz Ocampo/Roman Ocumarez/Francis Mojica

How Obtained: Signed by the Astros as a non-drafted free agent on April 27, 2016.

Year	Team	W	L	ERA	G	GS	CG	SHO	SV	IP	H	R	ER	HR	HB	BB	SO	WP	BK	AVG
2016	DSL Astros Blue (R)	7	1	2.40	12	7	0	0	0	45.0	32	14	12	1	1	15	52	3	0	.194
	DSL Astros Orange (R)	0	0	0.00	2	1	0	0	0	5.2	3	0	0	0	1	3	7	1	0	.167
2017	Buies Creek (A)	0	1	5.40	1	0	0	0	0	3.1	2	2	2	1	0	1	3	0	0	.182
	Quad Cities (A)	6	4	3.30	22	11	0	0	0	84.2	80	44	31	6	4	46	76	2	0	.244
MINOR LEAGUE TOTALS		13	6	2.92	37	19	0	0	0	138.2	117	60	45	8	6	65	138	6	0	.224

ADAM BLEDAY - LEFT-HANDED PITCHER

Height: 5-11 **Weight:** 184 **Bats:** L **Throws:** L
Born: Nov. 2, 1994 - Titusville, PA **Hometown:** Panama City Beach, FL
School: University of Pennsylvania **Recommended/Signed By:** Zach Clark

How Obtained: Selected by the Astros in the 27th round of the June 2017 draft.

Year	Team	W	L	ERA	G	GS	CG	SHO	SV	IP	H	R	ER	HR	HB	BB	SO	WP	BK	AVG
2017	Greeneville (R)	1	1	3.03	9	2	0	0	1	29.2	27	12	10	1	2	10	35	2	1	.245
	Tri-City (A)	1	1	4.11	4	3	0	0	0	15.1	14	7	7	0	0	6	15	1	0	.250
MINOR LEAGUE TOTALS		2	2	3.40	13	5	0	0	1	45.0	41	19	17	1	2	16	50	3	1	.247

CODY BOHANEK - INFIELDER

Height: 6-1 **Weight:** 199 **Bats:** R **Throws:** R
Born: July 2, 1995 **Hometown:** Oak Lawn, IL
School: University of Illinois Chicago **Recommended/Signed By:** Mark Adair

How Obtained: Selected by the Astros in the 30th round of the June 2017 draft.

Year	Team	AVG	G	AB	R	H	2B	3B	HR	RBI	BB	SO	SB	CS	OBP	SLG	SF	SH	HB	E
2017	Greeneville (R)	.239	47	163	28	39	7	0	3	16	16	40	4	3	.357	.337	2	1	15	6
	Quad Cities (A)	.278	10	36	5	10	1	0	0	1	2	14	0	1	.333	.306	0	0	1	1
MINOR LEAGUE TOTALS		.246	57	199	33	49	8	0	3	17	18	54	4	4	.353	.332	2	1	16	7

GERARDO BOJORQUEZ - RIGHT-HANDED PITCHER

Height: 6-3 **Weight:** 198 **Bats:** R **Throws:** R
Born: Oct. 23, 1997 - Nogales, MEX **Hometown:** Magdalena de Kino, MEX
Recommended/Signed By: Oz Ocampo/Carlos Alfonso/Raul Lopez

How Obtained: Signed by the Astros as a non-drafted free agent on Dec. 18, 2015.

Year	Team	W	L	ERA	G	GS	CG	SHO	SV	IP	H	R	ER	HR	HB	BB	SO	WP	BK	AVG
2016	DSL Astros Orange (R)	3	5	4.93	14	6	0	0	0	49.1	54	33	27	5	3	18	39	12	0	.274
2017	Greeneville (R)	3	3	4.92	13	7	0	0	0	53.0	55	35	29	7	4	21	42	6	0	.266
MINOR LEAGUE TOTALS		6	8	4.93	27	13	0	0	0	102.1	109	68	56	12	7	39	81	18	0	.270

AKEEM BOSTICK - RIGHT-HANDED PITCHER

Height: 6-4 **Weight:** 235 **Bats:** R **Throws:** R
Born: May 4, 1995 - Florence, SC **Hometown:** Florence, SC
School: West Florence HS (SC) **Recommended/Signed By:** Chris Kemp
How Obtained: Acquired from Texas in exchange for C Carlos Corporan on Jan. 21, 2015...originally selected by the Rangers in the second round of the June 2013 draft.



Career Highlights: 2017: Texas League Pitcher of the Week, Sept. 4...2015: Quad Cities Pitcher of the Month, May...2014: Ranked by *Baseball America* as the Rangers No. 11 prospect...2013: Ranked by *Baseball America* as the No. 6 prospect in the AZL...HS: was a three-sport athlete at West Florence...had committed to Georgia Southern University to play baseball as well as wide receiver...went 10-0 with a 0.62 ERA and 96 strikeouts in 56 innings as a senior to earn *Florence Morning News* Player of the Year honors...his cousin, Brandon Bostick, was a tight end in the National Football League.

Year	Team	W	L	ERA	G	GS	CG	SHO	SV	IP	H	R	ER	HR	HB	BB	SO	WP	BK	AVG
2013	AZL Rangers (R)	4	1	2.83	14	6	0	0	1	41.1	42	16	13	0	1	12	33	3	0	.264
2014	Hickory (A)	5	6	5.17	20	0	0	0	0	92.1	98	59	53	10	4	28	64	3	0	.271
2015	Quad Cities (A)	3	1	1.50	8	6	1	0	1	42.0	29	10	7	3	2	3	33	3	0	.193
	Lancaster (A)	6	4	5.88	13	12	0	0	0	64.1	77	50	42	7	2	18	48	1	0	.291
2016	Lancaster (A)	5	3	4.98	14	13	0	0	0	68.2	79	45	38	7	5	42	48	4	0	.293
	Tri-City (A)	1	1	3.27	2	2	0	0	0	11.0	10	4	4	1	1	0	7	1	0	.238
2017	Buies Creek (A)	2	1	1.86	4	3	0	0	0	19.1	10	4	4	0	0	6	16	2	0	.154
	Corpus Christi (AA)	6	6	4.59	18	13	0	0	0	80.1	97	42	41	7	1	20	58	3	0	.299
MINOR LEAGUE TOTALS		32	23	4.34	94	75	1	0	2	419.1	442	230	202	35	16	129	307	20	0	.270

MATT BOWER - LEFT-HANDED PITCHER

Height: 6-5 **Weight:** 202 **Bats:** R **Throws:** L
Born: June 16, 1994 - Federal Way, WA **Hometown:** Federal Way, WA
School: Washington State University **Recommended/Signed By:** Paul Gale
How Obtained: Selected by the Astros in the 23rd round of the June 2015 draft.



Career Highlights: 2017: Carolina League Pitcher of the Week, April 30...2016: California League Pitcher of the Week, May 9-15...led the Astros system in strikeouts per 9.0 innings (11.1).

Year	Team	W	L	ERA	G	GS	CG	SHO	SV	IP	H	R	ER	HR	HB	BB	SO	WP	BK	AVG
2015	Greenville (R)	2	1	2.84	7	2	0	0	1	19.0	18	9	6	2	2	0	24	0	0	.243
	Tri-City (A)	2	0	3.68	2	0	0	0	0	7.1	10	3	3	1	0	0	5	0	0	.323
2016	Lancaster (A)	2	3	9.32	7	5	0	0	0	28.0	46	38	29	7	0	14	33	4	0	.362
	Quad Cities (A)	4	2	3.94	17	15	0	0	0	82.1	81	41	36	7	4	30	103	9	0	.251
2017	Buies Creek (A)	5	6	5.32	22	15	1	1	1	94.2	109	58	56	14	4	25	84	3	0	.288
MINOR LEAGUE TOTALS		15	12	5.06	55	37	1	1	2	231.1	264	149	130	31	10	69	249	16	0	.283

GABRIEL BRACAMONTE - CATCHER

Height: 5-9 **Weight:** 195 **Bats:** R **Throws:** R
Born: May 15, 1995 - Santa Teresa del Tuy, VZ **Hometown:** Santa Teresa del Tuy, VZ
Recommended/Signed By: Oz Ocampo/Oscar Alvarado/Jose Palacios
How Obtained: Signed by the Astros as a non-drafted free agent on March 7, 2014.



Year	Team	AVG	G	AB	R	H	2B	3B	HR	RBI	BB	SO	SB	CS	OBP	SLG	SF	SH	HB	E
2014	DSL Astros Orange (R)	.378	15	45	10	17	2	2	0	4	6	9	1	1	.481	.511	0	2	3	4
2015	Greenville (R)	.154	18	52	5	8	3	0	0	1	10	13	0	0	.313	.212	0	1	2	1
2016	Greenville (R)	.303	18	66	9	20	6	1	0	8	8	9	2	1	.377	.424	2	1	1	0
	Tri-City (A)	.208	10	24	2	5	0	0	0	3	4	0	0	0	.321	.208	0	1	1	0
2017	Quad Cities (A)	.176	12	34	2	6	1	0	0	2	0	10	0	0	.171	.206	1	0	0	0
	Tri-City (A)	.260	28	104	12	27	6	4	0	9	12	19	0	0	.339	.394	1	0	1	1
MINOR LEAGUE TOTALS		.255	101	325	40	83	18	7	0	24	39	64	3	2	.346	.354	4	5	8	6

JOSE BRAVO - RIGHT-HANDED PITCHER

Height: 6-3 **Weight:** 207 **Bats:** R **Throws:** R
Born: June 10, 1997 - Tijuana, MEX **Hometown:** Playas de Rosarito, MEX
Recommended/Signed By: Oz Ocampo/Raul Lopez
How Obtained: Signed by the Astros as a non-drafted free agent on July 5, 2016.

Year	Team	W	L	ERA	G	GS	CG	SHO	SV	IP	H	R	ER	HR	HB	BB	SO	WP	BK	AVG
2016	DSL Astros Orange (R)	1	1	2.13	3	2	0	0	0	12.2	14	4	3	0	1	0	5	0	0	.264
	DSL Astros Blue (R)	1	1	3.44	4	4	1	0	0	18.1	23	8	7	2	0	2	20	1	0	.315
2017										Did not play										
MINOR LEAGUE TOTALS		2	2	2.90	7	6	1	0	0	31.0	37	12	10	2	1	2	25	1	0	.294

J.B. BUKAUSKAS - RIGHT-HANDED PITCHER

Height: 6-0 **Weight:** 203 **Bats:** R **Throws:** R
Born: Oct. 11, 1996 - Ashburn, VA **Hometown:** Orlando, FL
School: University of North Carolina **Recommended/Signed By:** Tim Bittner
How Obtained: Selected by the Astros in the first round (15th overall) of the June 2017 draft.

Year	Team	W	L	ERA	G	GS	CG	SHO	SV	IP	H	R	ER	HR	HB	BB	SO	WP	BK	AVG
2017	GCL Astros (R)	0	0	0.00	1	1	0	0	0	4.0	3	0	0	0	0	1	3	1	0	.231
	Tri-City (A)	0	0	4.50	2	2	0	0	0	6.0	4	3	3	0	0	4	6	2	0	.190
MINOR LEAGUE TOTALS		0	0	2.70	3	3	0	0	0	10.0	7	3	3	0	0	5	9	3	0	.206

OSCAR CAMPOS - CATCHER

Height: 5-10 **Weight:** 209 **Bats:** R **Throws:** R
Born: Dec. 8, 1996 - Maturin, VZ **Hometown:** Maturin, VZ
Recommended/Signed By: Oz Ocampo/Oscar Alvarado/Jose Palacios
How Obtained: Signed by the Astros as a non-drafted free agent on June 12, 2014.
Career Highlights: 2015: DSL Astros Player of the Month, July.



Year	Team	AVG	G	AB	R	H	2B	3B	HR	RBI	BB	SO	SB	CS	OBP	SLG	SF	SH	HB	E
2014	DSL Astros Blue (R)	.200	14	50	7	10	1	1	0	7	4	5	0	0	.273	.260	0	3	1	8
2015	DSL Astros Blue (R)	.279	56	197	31	55	9	1	0	24	16	13	2	2	.348	.335	2	3	6	1
2016	GCL Astros (R)	.255	19	47	4	12	1	0	0	3	1	8	1	0	.280	.277	1	5	1	0
	Greenville (R)	.292	8	24	3	7	0	1	0	1	2	2	0	0	.346	.375	0	3	0	1
2017	Greenville (R)	.209	31	110	9	23	6	0	1	10	4	9	1	1	.233	.291	2	2	0	5
MINOR LEAGUE TOTALS		.250	128	428	54	107	17	3	1	45	27	37	4	3	.303	.311	5	16	8	15

CARLOS CANELON - CATCHER

Height: 5-11 **Weight:** 168 **Bats:** R **Throws:** R
Born: Dec. 14, 1994 - Barquisimeto, VZ **Hometown:** Barquisimeto, VZ
Recommended/Signed By: Oz Ocampo/Roman Ocumarez/Francis Mojica
How Obtained: Signed by the Astros as a non-drafted free agent on April 14, 2014.
Career Highlights: 2016: DSL Astros Player of the Month, August.

Year	Team	AVG	G	AB	R	H	2B	3B	HR	RBI	BB	SO	SB	CS	OBP	SLG	SF	SH	HB	E
2014	DSL Astros Blue (R)	.181	32	94	14	17	2	0	0	6	10	29	0	0	.300	.202	0	6	6	2
2015	DSL Astros Orange (R)	.333	1	3	0	1	0	0	0	1	0	0	0	0	.333	.333	0	0	0	0
	DSL Astros Blue (R)	.200	30	70	11	14	4	0	1	10	13	6	3	1	.352	.300	1	1	4	1
2016	DSL Astros Blue (R)	.238	36	101	13	24	6	0	0	13	24	14	4	0	.403	.297	0	3	4	1
2017	Tri-City (A)	.140	16	50	3	7	0	0	0	3	7	17	1	0	.241	.140	1	0	0	1
	Corpus Christi (AA)	.208	8	24	4	5	0	0	1	1	3	8	0	0	.296	.333	0	0	0	1
MINOR LEAGUE TOTALS		.199	123	342	45	68	12	0	2	34	57	74	8	1	.335	.251	2	10	14	6

DEURY CARRASCO - INFIELDER

Height: 5-9 **Weight:** 156 **Bats:** L **Throws:** R
Born: Sept. 20, 1999 - Villa La Mata, DR **Hometown:** Cotui, DR
Recommended/Signed By: Oz Ocampo/Roman Ocumarez
How Obtained: Signed by the Astros as a non-drafted free agent on July 2, 2016.

Year	Team	AVG	G	AB	R	H	2B	3B	HR	RBI	BB	SO	SB	CS	OBP	SLG	SF	SH	HB	E
2017	DSL Astros Orange (R)	.266	64	207	44	55	9	1	0	17	50	48	32	14	.407	.319	4	2	2	23
MINOR LEAGUE TOTALS		.266	64	207	44	55	9	1	0	17	50	48	32	14	.407	.319	4	2	2	23

JOSE CARRILLO - CATCHER

Height: 6-0 **Weight:** 196 **Bats:** R **Throws:** R
Born: Jan. 24, 1998 - Barcelona, VZ **Hometown:** Puerto de La Cruz, VZ
Recommended/Signed By: Oz Ocampo/Oscar Alvarado/Jose Palacios
How Obtained: Signed by the Astros as a non-drafted free agent on March 11, 2015.

Year	Team	AVG	G	AB	R	H	2B	3B	HR	RBI	BB	SO	SB	CS	OBP	SLG	SF	SH	HB	E
2015	DSL Astros Blue (R)	.143	6	7	2	1	0	0	0	0	2	2	0	0	.400	.143	0	0	1	0
	DSL Astros Orange (R)	.238	18	42	7	10	2	0	0	3	3	6	0	0	.360	.286	0	1	5	3
2016	DSL Astros Blue (R)	.048	6	21	1	1	0	0	0	1	1	4	0	0	.091	.048	0	0	0	1
	DSL Astros Orange (R)	.213	25	61	9	13	3	1	0	6	9	6	4	2	.329	.295	1	0	2	1
2017	DSL Astros Orange (R)	.250	44	152	21	38	7	0	0	21	13	16	2	2	.326	.296	2	0	5	4
	GCL Astros (R)	.133	8	15	0	2	0	0	0	1	1	2	0	0	.188	.133	0	0	0	1
MINOR LEAGUE TOTALS		.218	107	298	40	65	12	1	0	32	29	36	6	4	.312	.265	3	1	13	10

YEFRI CARRILLO - OUTFIELDER

Height: 6-2 **Weight:** 170 **Bats:** R **Throws:** R
Born: Jan. 13, 2001 - Miranda, VZ **Hometown:** Miranda, VZ
Recommended/Signed By: Oz Ocampo/David Brito
How Obtained: Signed by the Astros as a non-drafted free agent on July 2, 2017.

Year	Team	AVG	G	AB	R	H	2B	3B	HR	RBI	BB	SO	SB	CS	OBP	SLG	SF	SH	HB	E	
2018 will be his first professional season																					

HUMBERTO CASTELLANOS - RIGHT-HANDED PITCHER

Height: 5-11 **Weight:** 207 **Bats:** R **Throws:** R
Born: Jan. 3, 1998 - Tepetitlan de Morelos, MEX **Hometown:** Tepetitlan de Morelos, MEX
Recommended/Signed By: Oz Ocampo/Carlos Alfonso/Raul Lopez
How Obtained: Signed by the Astros as a non-drafted free agent on July 2, 2015.

Year	Team	W	L	ERA	G	GS	CG	SHO	SV	IP	H	R	ER	HR	HB	BB	SO	WP	BK	AVG
2016	DSL Astros Orange (R)	1	4	4.29	13	11	0	0	1	50.1	56	29	24	0	7	11	32	8	0	.279
2017	Tri-City (A)	1	0	0.00	3	0	0	0	0	3.2	4	0	0	0	0	2	1	0	0	.250
	GCL Astros (R)	1	0	6.00	1	0	0	0	0	3.0	5	4	2	0	0	4	0	0	0	.455
	Greenville (R)	4	1	2.29	10	3	0	0	1	39.1	35	13	10	2	2	9	34	2	0	.233
MINOR LEAGUE TOTALS		7	5	3.36	27	14	0	0	2	96.1	100	46	36	2	9	20	72	11	0	.265

ABRAHAM CASTILLO - OUTFIELDER

Height: 6-0 **Weight:** 180 **Bats:** R **Throws:** R
Born: Dec. 5, 2000 - Miranda, VZ **Hometown:** Miranda, VZ
Recommended/Signed By: Oz Ocampo/David Brito/Roman Ocumarez
How Obtained: Signed by the Astros as a non-drafted free agent on July 2, 2017.
Year Team AVG G AB R H 2B 3B HR RBI BB SO SB CS OBP SLG SF SH HB E
 2018 will be his first professional season

GERRY CASTILLO - CATCHER

Height: 5-10 **Weight:** 185 **Bats:** S **Throws:** R
Born: Oct. 3, 1997 - Santo Domingo, DR **Hometown:** Santo Domingo Centro, DR
Recommended/Signed By: Oz Ocampo/Roman Ocumarez/Leocadio Guevara
How Obtained: Signed by the Astros as a non-drafted free agent on May 2, 2016.

Year	Team	AVG	G	AB	R	H	2B	3B	HR	RBI	BB	SO	SB	CS	OBP	SLG	SF	SH	HB	E
2016	DSL Astros Orange (R)	.103	26	39	3	4	2	0	0	4	8	13	3	0	.255	.154	0	0	0	1
2017	DSL Astros Orange (R)	.235	50	119	17	28	3	2	1	22	16	26	2	3	.331	.319	2	1	2	4
MINOR LEAGUE TOTALS		.203	76	158	20	32	5	2	1	26	24	39	5	3	.312	.278	2	1	2	5

JEURY CASTILLO - INFIELDER

Height: 5-10 **Weight:** 176 **Bats:** L **Throws:** R
Born: Jan. 14, 2000 - Higüey, DR **Hometown:** Invienda, DR
Recommended/Signed By: Charlie Gonzalez/Roman Ocumarez/David Brito
How Obtained: Signed by the Astros as a non-drafted free agent on July 2, 2016.

Year	Team	AVG	G	AB	R	H	2B	3B	HR	RBI	BB	SO	SB	CS	OBP	SLG	SF	SH	HB	E
2016	DSL Astros Orange (R)	.136	51	132	15	18	4	3	1	18	22	44	9	2	.263	.235	4	2	2	7
MINOR LEAGUE TOTALS		.136	51	132	15	18	4	3	1	18	22	44	9	2	.263	.235	4	2	2	7

RUBEN CASTRO - CATCHER

Height: 5-10 **Weight:** 200 **Bats:** L **Throws:** R
Born: July 10, 1996 - Humacao, PR **Hometown:** Humacao, PR
School: Puerto Rico Baseball Academy HS **Recommended/Signed By:** Joey Sola
How Obtained: Selected by the Astros in the 19th round of the June 2014 draft.



Year	Team	AVG	G	AB	R	H	2B	3B	HR	RBI	BB	SO	SB	CS	OBP	SLG	SF	SH	HB	E
2014	GCL Astros (R)	.241	20	54	4	13	1	0	0	5	7	10	0	1	.349	.259	0	1	2	1
2015	Lancaster (A)	.184	13	49	4	9	3	0	0	3	2	12	0	0	.216	.245	0	0	0	3
2015	GCL Astros (R)	.263	19	38	1	10	0	0	0	3	6	3	4	0	.364	.263	0	0	0	2
2016	Greenville (R)	.293	27	99	8	29	4	1	0	10	4	15	4	1	.324	.354	1	3	1	5
2017	Tri-City (A)	.276	21	76	11	21	2	1	1	16	6	11	1	2	.345	.368	0	1	2	5
2017	Greenville (R)	.500	1	4	1	2	1	0	0	0	0	0	0	0	.500	.750	0	0	0	0
MINOR LEAGUE TOTALS		.263	101	320	29	84	11	2	1	37	25	51	9	4	.325	.319	1	5	5	16

YEREMI CEBALLOS - LEFT-HANDED PITCHER

Height: 6-2 **Weight:** 168 **Bats:** L **Throws:** L
Born: Dec. 21, 1998 - Santo Domingo Centro, DR **Hometown:** Villa Mella, DR
Recommended/Signed By: Oz Ocampo/Roman Ocumarez/Leocadio Guevara
How Obtained: Signed by the Astros as a non-drafted free agent on April 5, 2016.

Year	Team	W	L	ERA	G	GS	CG	SHO	SV	IP	H	R	ER	HR	HB	BB	SO	WP	BK	AVG
2016	DSL Astros Blue (R)	2	1	0.79	19	0	0	0	1	34.0	21	6	3	0	2	18	30	9	0	.183
2017	DSL Astros Blue (R)	1	0	6.43	3	1	0	0	0	7.0	6	6	5	0	1	8	8	0	0	.250
MINOR LEAGUE TOTALS		3	1	1.76	22	1	0	0	1	41.0	27	12	8	0	3	26	38	9	0	.194

GILBERTO CELESTINO - OUTFIELDER

Height: 6-0 **Weight:** 170 **Bats:** R **Throws:** L
Born: Feb. 13, 1999 - Santo Domingo, DR **Hometown:** Santo Domingo, DR
Recommended/Signed By: Oz Ocampo/Roman Ocumarez
How Obtained: Signed by the Astros as a non-drafted free agent on July 2, 2015.

Career Highlights: 2016: DSL Astros Player of the Month, July.

Year	Team	AVG	G	AB	R	H	2B	3B	HR	RBI	BB	SO	SB	CS	OBP	SLG	SF	SH	HB	E
2016	DSL Astros Orange (R)	.279	38	136	22	38	9	3	2	17	25	23	9	2	.388	.434	3	0	1	1
2016	GCL Astros (R)	.200	18	55	7	11	3	1	0	2	8	16	6	1	.308	.291	1	0	1	1
2017	Greenville (R)	.268	59	235	38	63	10	2	4	24	22	59	10	2	.331	.379	2	1	1	2
MINOR LEAGUE TOTALS		.263	115	426	67	112	22	6	6	43	55	98	25	5	.347	.385	6	1	3	4

RANDY CESAR - INFIELDER

See Non-Roster Bio

YORBIN CEUTA - INFIELDER

Height: 6-0 **Weight:** 187 **Bats:** S **Throws:** R
Born: Jan. 14, 2000 - Guarenas, VZ **Hometown:** Guarenas, VZ
Recommended/Signed By: Oz Ocampo/Roman Ocumarez/Tom Shafer
How Obtained: Signed by the Astros as a non-drafted free agent on July 2, 2016.

Year	Team	AVG	G	AB	R	H	2B	3B	HR	RBI	BB	SO	SB	CS	OBP	SLG	SF	SH	HB	E
2017	DSL Astros Blue (R)	.248	60	222	36	55	4	3	0	22	27	39	11	6	.349	.293	1	0	8	11
MINOR LEAGUE TOTALS		.248	60	222	36	55	4	3	0	22	27	39	11	6	.349	.293	1	0	8	11

PLAYER DEVELOPMENT

JERVIC CHAVEZ - LEFT-HANDED PITCHER

Height: 6-0 **Weight:** 176 **Bats:** L **Throws:** L
Born: Feb. 8, 1997 - Caracas, VZ **Hometown:** Zamora, VZ

Recommended/Signed By: Oz Ocampo/Jose Palacios

How Obtained: Signed by the Astros as a non-drafted free agent on July 2, 2016.

Year	Team	W	L	ERA	G	GS	CG	SHO	SV	IP	H	R	ER	HR	HB	BB	SO	WP	BK	AVG
2017	DSL Astros Orange (R)	0	0	10.50	4	0	0	0	1	6.0	9	8	7	0	1	6	4	4	0	.346
	DSL Astros Blue (R)	2	1	2.48	12	1	0	0	2	29.0	16	13	8	0	4	12	24	4	0	.160
MINOR LEAGUE TOTALS		2	1	3.86	16	1	0	0	3	35.0	25	21	15	0	5	18	28	8	0	.198

FRANNY COBOS - RIGHT-HANDED PITCHER

Height: 5-9 **Weight:** 170 **Bats:** R **Throws:** R
Born: Feb. 1, 2001 - La Habana, Cuba **Hometown:** Dominican Republic

Recommended/Signed By: Charlie Gonzalez

How Obtained: Signed by the Astros as a non-drafted free agent on Aug. 24, 2017.

Year	Team	W	L	ERA	G	GS	CG	SHO	SV	IP	H	R	ER	HR	HB	BB	SO	WP	BK	AVG
2018 will be his first professional season																				

WILLY COLLADO - RIGHT-HANDED PITCHER

Height: 6-2 **Weight:** 172 **Bats:** R **Throws:** R
Born: March 30, 1998 - Altamira, DR **Hometown:** Altamira, DR

Recommended/Signed By: Oz Ocampo/Roman Ocumarez/Francis Mojica

How Obtained: Signed by the Astros as a non-drafted free agent on April 27, 2016.

Year	Team	W	L	ERA	G	GS	CG	SHO	SV	IP	H	R	ER	HR	HB	BB	SO	WP	BK	AVG
2016	DSL Astros Orange (R)	0	1	2.38	8	0	0	0	1	11.1	9	3	3	0	0	5	11	1	1	.214
	DSL Astros Blue (R)	0	0	6.75	2	0	0	0	0	2.2	3	2	2	1	0	2	1	2	0	.273
2017	Greenville (R)	2	1	6.94	16	0	0	0	2	23.1	28	18	18	0	3	10	30	5	0	.315
MINOR LEAGUE TOTALS		2	2	5.54	26	0	0	0	3	37.1	40	23	23	1	3	17	42	8	1	.282

JUAN CORNIEL - RIGHT-HANDED PITCHER

Height: 6-1 **Weight:** 191 **Bats:** R **Throws:** R
Born: Jan. 2, 1996 - Montecristi, DR **Hometown:** Santiago, DR

Recommended/Signed By: Oz Ocampo/Roman Ocumarez/David Brito

How Obtained: Signed by the Astros as a non-drafted free agent on Oct. 26, 2015.

Year	Team	W	L	ERA	G	GS	CG	SHO	SV	IP	H	R	ER	HR	HB	BB	SO	WP	BK	AVG
2016	DSL Astros Blue (R)	0	4	3.12	12	8	0	0	1	40.1	28	22	14	2	3	24	36	14	0	.196
2017	GCL Astros (R)	2	0	3.00	5	1	0	0	0	15.0	10	5	5	2	2	7	20	1	0	.196
	Greenville (R)	1	1	3.00	6	0	0	0	1	9.0	9	3	3	0	2	3	6	0	1	.257
MINOR LEAGUE TOTALS		3	5	3.08	23	7	0	0	2	64.1	47	30	22	4	7	34	62	15	1	.205

ROBERT CORNIEL - RIGHT-HANDED PITCHER

Height: 6-3 **Weight:** 212 **Bats:** R **Throws:** R
Born: June 23, 1995 - Tamboril, DR **Hometown:** Tamboril, DR

Recommended/Signed By: Felix Francisco/Rafael Belen/Jose Ortiz

How Obtained: Signed by the Astros as a non-drafted free agent on July 16, 2012.

Year	Team	W	L	ERA	G	GS	CG	SHO	SV	IP	H	R	ER	HR	HB	BB	SO	WP	BK	AVG
2013	DSL Astros (R)	0	0	3.00	8	0	0	0	0	6.0	6	4	2	0	0	5	7	1	0	.273
	GCL Astros (R)	0	0	9.00	2	0	0	0	0	2.0	1	2	2	0	0	4	2	1	0	.143
2014	Did not play; injured																			
2015	DSL Astros Blue (R)	0	2	5.27	8	1	0	0	0	13.2	18	10	8	1	2	8	13	4	0	.333
2016	DSL Astros Blue (R)	1	2	3.00	18	0	0	0	0	36.0	29	17	12	2	6	19	29	3	0	.223
2017	Tri-City (A)	0	0	0.00	3	0	0	0	1	6.1	4	0	0	0	0	2	10	0	0	.182
	Quad Cities (A)	1	0	5.08	15	0	0	0	1	28.1	24	16	16	1	1	21	26	6	0	.226
MINOR LEAGUE TOTALS		2	4	3.90	54	1	0	0	2	92.1	82	49	40	4	9	59	87	15	0	.240

CESAR CORTEZ - OUTFIELDER

Height: 6-0 **Weight:** 166 **Bats:** R **Throws:** R
Born: April 1, 1999 - Las Tablas, PAN **Hometown:** Guarare, PAN

Recommended/Signed By: Oz Ocampo/Carlos Gonzalez

How Obtained: Signed by the Astros as a non-drafted free agent on July 6, 2015.

Year	Team	AVG	G	AB	R	H	2B	3B	HR	RBI	BB	SO	SB	CS	OBP	SLG	SF	SH	HB	E
2016	DSL Astros Blue (R)	.228	48	149	24	34	6	4	0	15	23	30	9	3	.343	.322	2	6	4	2
2017	DSL Astros Blue (R)	.227	12	44	11	10	0	1	1	7	8	9	3	0	.333	.341	2	1	0	0
	GCL Astros (R)	.214	29	98	11	21	4	0	1	13	11	24	3	2	.291	.286	1	2	0	1
MINOR LEAGUE TOTALS		.223	89	291	46	65	10	5	2	35	42	63	15	5	.325	.313	5	9	4	3

YIMMI CORTABARRIA - OUTFIELDER

Height: 6-2 **Weight:** 175 **Bats:** R **Throws:** R
Born: Jan. 10, 2001 - Monagas, VZ **Hometown:** Monagas, VZ

Recommended/Signed By: Oz Ocampo/Tom Shafer/Roman Ocumarez/David Brito

How Obtained: Signed by the Astros as a non-drafted free agent on July 3, 2017.

Year	Team	AVG	G	AB	R	H	2B	3B	HR	RBI	BB	SO	SB	CS	OBP	SLG	SF	SH	HB	E
2018 will be his first professional season																				

KYLE DAVIS - OUTFIELDER

Height: 5-11 **Weight:** 198 **Bats:** R **Throws:** R
Born: Dec. 30, 1995 - Cincinnati, OH **Hometown:** Loveland, OH
School: West Virginia University **Recommended/Signed By:** Nick Venuto
How Obtained: Selected by the Astros in the 15th round of the June 2017 draft.

Year	Team	AVG	G	AB	R	H	2B	3B	HR	RBI	BB	SO	SB	CS	OBP	SLG	SF	SH	HB	E
2017	Tri-City (A)	.177	52	164	22	29	7	1	3	14	29	50	1	2	.308	.287	2	0	3	6
MINOR LEAGUE TOTALS		.177	52	164	22	29	7	1	3	14	29	50	1	2	.308	.287	2	0	3	6

RONNIE DAWSON - OUTFIELDER

Height: 6-2 **Weight:** 220 **Bats:** L **Throws:** R
Born: May 19, 1995 - Grove City, OH **Hometown:** Pembroke Pines, FL
School: Ohio State University **Recommended/Signed By:** Nick Venuto
How Obtained: Selected by the Astros in the second round of the June 2016 draft.
Career Highlights: 2016: Tri-City Player of the Month, August.



Year	Team	AVG	G	AB	R	H	2B	3B	HR	RBI	BB	SO	SB	CS	OBP	SLG	SF	SH	HB	E
2016	Tri-City (A)	.225	70	244	41	55	13	1	7	36	41	66	12	6	.351	.373	0	0	6	4
2017	Quad Cities (A)	.272	116	438	81	119	23	4	14	62	55	101	17	8	.362	.438	3	0	9	3
	Buies Creek (A)	.327	13	52	7	17	3	1	0	5	4	9	1	3	.368	.423	1	0	0	0
MINOR LEAGUE TOTALS		.260	199	734	129	191	39	6	21	103	100	176	30	17	.359	.416	4	0	15	7

ALEX DE GOTI - INFIELDER

Height: 6-0 **Weight:** 192 **Bats:** R **Throws:** R
Born: Aug. 19, 1994 - Miami, FL **Hometown:** Miami, FL
School: Barry University **Recommended/Signed By:** John Martin
How Obtained: Selected by the Astros in the 15th round of the June 2016 draft.



Year	Team	AVG	G	AB	R	H	2B	3B	HR	RBI	BB	SO	SB	CS	OBP	SLG	SF	SH	HB	E
2016	Tri-City (A)	.228	63	219	36	50	10	3	2	21	25	54	9	6	.320	.329	3	6	6	13
2017	Quad Cities (A)	.261	34	119	22	31	4	1	3	8	24	29	4	3	.393	.387	0	0	2	1
	Buies Creek (A)	.227	70	238	29	54	13	0	5	24	28	65	3	2	.317	.345	1	1	4	4
	Fresno (AAA)	.182	5	11	0	2	1	0	0	1	6	0	0	0	.250	.273	0	0	0	0
MINOR LEAGUE TOTALS		.233	172	587	87	137	28	4	10	53	78	154	16	11	.333	.346	4	7	12	18

BRYAN DE LA CRUZ - OUTFIELDER

Height: 6-2 **Weight:** 194 **Bats:** R **Throws:** R
Born: Dec. 16, 1996 - Santo Domingo, DR **Hometown:** Santo Domingo, DR
Recommended/Signed By: Oz Ocampo/Marc Russo/Rafael Belen
How Obtained: Signed by the Astros as a non-drafted free agent on Sept. 24, 2013.



Year	Team	AVG	G	AB	R	H	2B	3B	HR	RBI	BB	SO	SB	CS	OBP	SLG	SF	SH	HB	E
2014	DSL Astros Orange (R)	.221	39	122	21	27	3	0	0	14	25	36	6	3	.370	.246	2	1	5	4
	DSL Astros Blue (R)	.344	20	61	12	21	2	1	1	8	9	15	0	0	.423	.459	1	1	0	1
2015	GCL Astros (R)	.242	44	149	16	36	2	1	0	12	14	41	2	6	.313	.268	1	3	2	0
2016	Greeneville (R)	.250	28	92	21	23	3	4	3	13	14	23	0	0	.349	.467	0	1	0	3
	Tri-City (A)	.214	16	42	8	9	1	0	0	5	5	10	0	0	.292	.238	1	0	0	0
2017	Quad Cities (A)	.270	10	37	6	10	2	0	0	2	3	7	1	1	.325	.324	0	0	0	0
	Tri-City (A)	.250	40	156	16	39	6	2	1	14	9	23	4	1	.290	.333	3	0	1	4
	Corpus Christi (AA)	.179	10	28	4	5	2	0	1	5	2	7	0	0	.250	.357	1	0	1	1
MINOR LEAGUE TOTALS		.247	207	687	104	170	21	8	6	73	81	162	13	11	.331	.328	9	6	9	13

EDUARDO DE OLEO - CATCHER

Height: 5-10 **Weight:** 180 **Bats:** R **Throws:** R
Born: Jan. 25, 1993 - San Juan de la Maguana, DR **Hometown:** San Juan de la Maguana, DR
How Obtained: Selected by the Astros in the Triple A Phase of the 2016 Rule 5 Draft...selected by Arizona in the Triple A Phase 2015 Rule 5 Draft...originally signed by the Yankees as a non-drafted free agent on Sept. 20, 2010.



Year	Team	AVG	G	AB	R	H	2B	3B	HR	RBI	BB	SO	SB	CS	OBP	SLG	SF	SH	HB	E
2011	DSL Yankees2 (R)	.246	44	142	18	35	10	0	1	16	18	36	2	1	.335	.338	0	0	1	8
2012	GCL Yankees (R)	.191	20	47	7	9	2	0	1	9	5	17	0	1	.283	.298	0	0	1	5
2013	GCL Yankees1 (R)	.283	37	138	15	39	10	1	3	26	10	25	1	1	.349	.435	0	0	4	4
2014	Charleston (A)	.214	78	271	33	58	5	0	12	41	23	71	1	0	.272	.365	6	0	1	12
2015	Charleston (A)	.237	11	38	3	9	3	0	0	3	1	7	0	0	.293	.316	0	1	2	3
	Staten Island (A)	.237	45	156	18	37	11	1	3	17	10	35	2	0	.284	.378	2	0	1	3
2016	Kane County (A)	.216	15	51	6	11	3	0	1	7	1	13	0	0	.259	.333	0	0	2	0
	AZL D-backs (R)	.300	4	10	2	3	1	1	0	1	0	2	0	0	.300	.600	0	0	0	1
	Mobile (AA)	.500	2	8	2	4	0	0	1	7	0	1	0	0	.500	.875	0	0	0	0
2017	Buies Creek (A)	.242	16	62	11	15	2	1	5	11	6	20	0	0	.304	.548	1	0	0	1
	Fresno (AAA)	.304	6	23	0	7	2	0	0	0	0	5	0	0	.304	.391	0	0	0	0
	GCL Astros (R)	.143	4	14	1	2	0	0	1	3	0	4	0	0	.143	.357	0	0	0	0
MINOR LEAGUE TOTALS		.247	207	687	104	170	21	8	6	73	81	162	13	11	.331	.328	9	6	9	37

LUIS DE PAULA - RIGHT-HANDED PITCHER

Height: 6-0 **Weight:** 154 **Bats:** R **Throws:** R
Born: Nov. 15, 1996 - Santo Domingo, DR **Hometown:** Santo Domingo, DR
Recommended/Signed By: Oz Ocampo/Roman Ocumarez/Leocadio Guevara
How Obtained: Signed by the Astros as a non-drafted free agent on Nov. 4, 2016.

Year	Team	W	L	ERA	G	GS	CG	SHO	SV	IP	H	R	ER	HR	HB	BB	SO	WP	BK	AVG
2017	DSL Astros Orange (R)	2	1	1.38	19	0	0	0	4	26.0	12	5	4	0	1	15	23	5	0	.148
MINOR LEAGUE TOTALS		2	1	1.38	19	0	0	0	4	26.0	12	5	4	0	1	15	23	5	0	.148

CARLOS DIAZ - OUTFIELDER

Height: 6-2 **Weight:** 169 **Bats:** L **Throws:** L
Born: July 15, 1999 - Caguas, PR **Hometown:** Caguas, PR
School: Colegio Angel David HS (PR) **Recommended/Signed By:** Joey Sola
How Obtained: Selected by the Astros in the 14th round of the June 2017 draft.

Year	Team	AVG	G	AB	R	H	2B	3B	HR	RBI	BB	SO	SB	CS	OBP	SLG	SF	SH	HB	E
2017	GCL Astros (R)	.194	19	67	8	13	0	1	1	3	3	19	1	0	.229	.269	0	0	0	1
MINOR LEAGUE TOTALS		.194	19	67	8	13	0	1	1	3	3	19	1	0	.229	.269	0	0	0	1

CHAD DONATO - RIGHT-HANDED PITCHER

Height: 6-0 **Weight:** 221 **Bats:** R **Throws:** R
Born: June 3, 1995 - Cypress, TX **Hometown:** Cypress, TX
School: Weset Virginia University **Recommended/Signed By:** Nick Venuto
How Obtained: Selected by the Astros in the 11th round of the June 2016 draft.

Year	Team	W	L	ERA	G	GS	CG	SHO	SV	IP	H	R	ER	HR	HB	BB	SO	WP	BK	AVG
2016	DNP (Injured)																			
2017	GCL Astros (R)	2	1	1.62	6	4	0	0	0	16.2	16	6	3	1	0	6	20	2	0	.250
	Greenville (R)	1	1	4.02	4	4	0	0	0	15.2	14	9	7	1	2	7	24	1	0	.222
MINOR LEAGUE TOTALS		3	2	2.78	10	8	0	0	0	32.1	30	15	10	2	2	13	44	3	0	.236



JACOB DORRIS - RIGHT-HANDED PITCHER

See Non-Roster Bio

OSVALDO DUARTE - INFIELDER

Height: 5-9 **Weight:** 168 **Bats:** R **Throws:** R
Born: Jan. 18, 1996 - Rio San Juan, DR **Hometown:** Rio San Juan, DR
Recommended/Signed By: Oz Ocampo/Rafael Belen
How Obtained: Signed by the Astros as a non-drafted free agent on July 2, 2013.

Year	Team	AVG	G	AB	R	H	2B	3B	HR	RBI	BB	SO	SB	CS	OBP	SLG	SF	SH	HB	E
2014	DSL Astros Orange (R)	.270	15	74	12	20	4	2	0	13	4	15	7	3	.325	.378	0	4	2	7
	GCL Astros (R)	.280	20	75	13	21	3	1	0	6	8	16	9	4	.341	.347	2	3	0	6
2015	Greenville (R)	.235	61	217	39	51	9	4	4	20	22	74	17	6	.307	.369	1	7	1	15
2016	Quad Cities (A)	.272	76	287	41	78	20	7	3	23	22	86	15	9	.321	.422	3	6	0	8
	Lancaster (A)	.250	36	144	28	36	5	2	7	24	9	53	4	5	.290	.458	2	1	0	5
2017	Buies Creek (A)	.190	28	100	7	19	3	2	0	8	7	38	3	4	.250	.260	0	0	1	11
	Quad Cities (A)	.194	47	160	22	31	9	1	4	22	24	55	10	2	.301	.338	1	1	1	8
MINOR LEAGUE TOTALS		.242	283	1057	162	256	53	19	18	116	96	337	65	33	.306	.379	9	22	5	60



TANNER DUNCAN - RIGHT-HANDED PITCHER

Height: 6-2 **Weight:** 201 **Bats:** R **Throws:** R
Born: Aug. 12, 1994 - Tabor City, NC **Hometown:** Tabor City, NC
School: East Carolina University **Recommended/Signed By:** Tim Bittner
How Obtained: Signed by the Astros as an undrafted free agent on June 23, 2017.

Year	Team	W	L	ERA	G	GS	CG	SHO	SV	IP	H	R	ER	HR	HB	BB	SO	WP	BK	AVG
2017	GCL Astros (R)	1	2	2.17	11	6	0	0	1	37.1	26	12	9	1	1	8	31	3	0	.194
MINOR LEAGUE TOTALS		1	2	2.17	11	6	0	0	1	37.1	26	12	9	1	1	8	31	3	0	.194

BROCK DYKXHOORN - RIGHT-HANDED PITCHER

Height: 6-8 **Weight:** 265 **Bats:** R **Throws:** R
Born: July 2, 1994 - Goderich, Ontario, CAN **Hometown:** Delhi, Ontario, CAN
School: Central Arizona College **Recommended/Signed By:** Mark Ross
How Obtained: Selected by the Astros in the sixth round of the June 2014 draft.
Career Highlights: 2016: California League Pitcher of the Week, Aug. 29-Sept. 4...Lancaster Pitcher of the Month, April...2014: Appalachian League Pitcher of the Week, Aug. 25-Sept. 1.

Year	Team	W	L	ERA	G	GS	CG	SHO	SV	IP	H	R	ER	HR	HB	BB	SO	WP	BK	AVG
2014	Greenville (R)	3	3	4.31	12	4	0	0	0	31.1	30	17	15	2	0	8	36	2	2	.254
2015	Quad Cities (A)	8	5	3.88	22	18	0	0	0	109.0	100	52	47	8	3	26	94	6	2	.241
2016	Lancaster (A)	10	4	5.02	24	21	0	0	0	123.2	142	81	69	21	6	31	91	5	0	.287
2017	Corpus Christi (AA)	3	5	4.62	25	16	0	0	1	99.1	109	54	51	9	5	40	84	11	0	.279
MINOR LEAGUE TOTALS		24	17	4.51	83	59	0	0	1	363.1	381	204	182	40	14	105	305	24	4	.268



KENT EMANUEL - LEFT-HANDED PITCHER

Height: 6-4 **Weight:** 224 **Bats:** L **Throws:** L
Born: June 4, 1992 - Woodstock, GA **Hometown:** Woodstock, GA
School: University of North Carolina **Recommended/Signed By:** Tim Bittner
How Obtained: Selected by the Astros in the third round of the June 2013 draft.
Career Highlights: 2014: Ranked by *Baseball America* as the Astros No. 24 prospect...2013: ACC Pitcher of the Year while at UNC.



Year	Team	W	L	ERA	G	GS	CG	SHO	SV	IP	H	R	ER	HR	HB	BB	SO	WP	BK	AVG
2013	GCL Astros (R)	0	2	0.00	4	0	0	0	0	9.0	6	0	0	0	0	2	8	0	0	.188
2014	Quad Cities (A)	0	2	2.45	6	4	0	0	0	22.0	20	12	6	3	0	4	17	0	0	.241
	Lancaster (A)	9	5	4.59	21	14	0	0	2	102.0	111	55	52	12	4	19	76	2	0	.278
2015	Corpus Christi (AA)	1	1	3.68	4	2	0	0	0	14.2	21	8	6	1	0	5	1	0	0	.350
2016	Corpus Christi (AA)	6	4	5.23	17	16	0	0	1	82.2	97	51	48	8	1	20	58	1	0	.292
2017	Corpus Christi (AA)	5	5	4.60	16	11	0	0	0	74.1	95	42	38	7	5	17	63	2	0	.318
	Fresno (AAA)	1	2	7.71	9	8	0	0	1	42.0	71	39	36	7	0	20	28	1	0	.382
MINOR LEAGUE TOTALS		22	19	4.83	77	59	0	0	4	346.2	421	207	186	38	10	87	255	7	0	.303

ROLANDO ESPINOSA - INFIELDER

Recommended/Signed By: Charlie Gonzalez
How Obtained: Signed by the Astros as a non-drafted free agent on Aug. 21, 2017.
 2018 will be his first professional season

Year	Team	AVG	G	AB	R	H	2B	3B	HR	RBI	BB	SO	SB	CS	OBP	SLG	SF	SH	HB	E
2018 will be his first professional season																				

BRENDAN FELDMANN - RIGHT-HANDED PITCHER

Height: 6-4 **Weight:** 215 **Bats:** R **Throws:** R
Born: April 7, 1994 - Washington, MO **Hometown:** Washington, MO
School: Lindenwood University **Recommended/Signed By:** Mark Adair
How Obtained: Signed by the Astros as an undrafted free agent on June 27, 2017.

Year	Team	W	L	ERA	G	GS	CG	SHO	SV	IP	H	R	ER	HR	HB	BB	SO	WP	BK	AVG
2017	GCL Astros (R)	2	1	0.54	12	0	0	0	2	16.2	10	3	1	0	1	1	21	1	0	.156
MINOR LEAGUE TOTALS		2	1	0.54	12	0	0	0	2	16.2	10	3	1	0	1	1	21	1	0	.156

DREW FERGUSON - OUTFIELDER

See Non-Roster Bio

JUSTIN FERRELL - RIGHT-HANDED PITCHER

Height: 6-7 **Weight:** 204 **Bats:** R **Throws:** R
Born: April 21, 1994 - Wagoner, OK **Hometown:** Wagoner, OK
School: Connors State College **Recommended/Signed By:** Jim Stevenson
How Obtained: Selected by the Astros in the 36th round of the June 2014 draft.



Year	Team	W	L	ERA	G	GS	CG	SHO	SV	IP	H	R	ER	HR	HB	BB	SO	WP	BK	AVG
2014	GCL Astros (R)	1	3	3.67	12	5	0	0	1	34.1	33	15	14	3	1	12	39	3	1	.246
2015	Quad Cities (A)	4	3	1.95	12	11	0	0	0	64.2	47	22	14	2	2	28	37	2	4	.204
2016	Quad Cities (A)	5	6	4.74	22	7	0	0	2	62.2	54	35	33	6	2	34	56	12	1	.226
2017	Buies Creek (A)	7	5	4.26	28	8	0	0	3	82.1	84	42	39	9	4	29	89	6	1	.259
MINOR LEAGUE TOTALS		17	17	3.69	74	31	0	0	6	244.0	218	114	100	20	9	103	221	23	7	.235

RILEY FERRELL - RIGHT-HANDED PITCHER

See Non-Roster Bio

WANDER FRANCO - INFIELDER

Height: 6-1 **Weight:** 219 **Bats:** S **Throws:** R
Born: Oct. 11, 1996 - Bani, DR **Hometown:** Bani, DR
Recommended/Signed By: Oz Ocampo/Jose Lima
How Obtained: Signed by the Astros as a non-drafted free agent on July 16, 2013.
Career Highlights: 2014: DSL Astros Player of the Month, August.

Year	Team	AVG	G	AB	R	H	2B	3B	HR	RBI	BB	SO	SB	CS	OBP	SLG	SF	SH	HB	E
2014	DSL Astros Blue (R)	.244	68	246	41	60	15	0	4	35	48	37	0	0	.365	.354	4	0	1	15
2015	GCL Astros (R)	.232	50	185	23	43	11	0	3	26	15	38	4	1	.291	.341	2	2	1	7
	Quad Cities (A)	.261	7	23	2	6	1	0	1	6	3	4	0	0	.333	.435	1	0	0	0
2016	Greenville (R)	.200	14	55	3	11	2	0	1	7	2	18	0	1	.224	.291	1	0	0	1
	GCL Astros (R)	.253	24	75	6	19	5	1	1	9	14	19	1	1	.367	.387	1	1	0	8
2017	Quad Cities (A)	.230	64	226	25	52	9	1	6	30	18	66	1	1	.285	.358	2	0	0	10
	GCL Astros (R)	.326	12	46	9	15	5	0	3	11	6	12	1	0	.396	.630	1	0	0	4
MINOR LEAGUE TOTALS		.241	239	856	109	206	48	2	19	124	106	194	7	4	.322	.368	12	3	2	45

ALEJANDRO GARCIA - OUTFIELDER

See Non-Roster Bio

FREYLIN GARCIA - RIGHT-HANDED PITCHER

Height: 6-3 **Weight:** 180 **Bats:** R **Throws:** R
Born: Dec. 6, 1997 - Guayubin, DR **Hometown:** Puerto Plata, DR
Recommended/Signed By: Oz Ocampo/Roman Ocumarez/Francis Mojica
How Obtained: Signed by the Astros as a non-drafted free agent on July 2, 2016.

Year	Team	W	L	ERA	G	GS	CG	SHO	SV	IP	H	R	ER	HR	HB	BB	SO	WP	BK	AVG
2016	DSL Astros Orange (R)	1	0	1.86	5	1	0	0	0	9.2	9	2	2	0	0	4	4	1	1	.265
2017	DSL Astros Blue (R)	1	5	4.50	10	4	0	0	0	34.0	37	22	17	0	5	14	30	8	0	.280
	DSL Astros Orange (R)	0	0	4.50	1	0	0	0	0	2.0	2	1	1	0	1	0	1	0	0	.286
	GCL Astros (R)	0	3	5.79	3	2	0	0	0	14.0	19	9	9	0	0	6	11	1	0	.322
MINOR LEAGUE TOTALS		2	8	4.37	19	7	0	0	0	59.2	67	34	29	0	6	24	46	10	1	.289

LUIS GARCIA - RIGHT-HANDED PITCHER

Height: 6-1 **Weight:** 216 **Bats:** R **Throws:** R
Born: Dec. 13, 1996 - Bolivar, VZ **Hometown:** Bolivar, VZ
Recommended/Signed By: Oz Ocampo/Tom Shafer/Roman Ocumarez/David Brito
How Obtained: Signed by the Astros as a non-drafted free agent on July 2, 2017.

Year	Team	W	L	ERA	G	GS	CG	SHO	SV	IP	H	R	ER	HR	HB	BB	SO	WP	BK	AVG
2017	DSL Astros Blue (R)	1	1	1.64	6	1	0	0	0	11.0	13	5	2	1	0	4	18	3	0	.310
MINOR LEAGUE TOTALS		1	1	1.64	6	1	0	0	0	11.0	13	5	2	1	0	4	18	3	0	.310

ROMAN GARCIA - INFIELDER

Height: 6-1 **Weight:** 205 **Bats:** R **Throws:** R
Born: Nov. 22, 1995 - National City, CA **Hometown:** Chula Vista, CA
School: University of San Diego **Recommended/Signed By:** Ryan Leake
How Obtained: Selected by the Astros in the 19th round of the June 2017 draft.
Career Highlights: 2017: Appalachian League Player of the Week, Aug. 13.

Year	Team	AVG	G	AB	R	H	2B	3B	HR	RBI	BB	SO	SB	CS	OBP	SLG	SF	SH	HB	E
2017	Greenville (R)	.277	48	173	28	48	8	1	7	29	14	48	1	3	.342	.457	2	1	4	2
MINOR LEAGUE TOTALS		.277	48	173	28	48	8	1	7	29	14	48	1	3	.342	.457	2	1	4	2

RONNY GARCIA - RIGHT-HANDED PITCHER

Height: 6-3 **Weight:** 163 **Bats:** R **Throws:** R
Born: Dec. 2, 1999 - Samana, DR **Hometown:** Samana, DR
Recommended/Signed By: Oz Ocampo/Roman Ocumarez/David Brito
How Obtained: Signed by the Astros as a non-drafted free agent on July 2, 2016.

Year	Team	W	L	ERA	G	GS	CG	SHO	SV	IP	H	R	ER	HR	HB	BB	SO	WP	BK	AVG
2017	DSL Astros Blue (R)	0	1	16.88	2	0	0	0	0	2.2	4	5	5	0	2	3	2	1	0	.364
	DSL Astros Orange (R)	0	2	8.24	18	0	0	0	1	19.2	20	22	18	0	1	17	21	6	1	.253
MINOR LEAGUE TOTALS		0	3	9.27	20	0	0	0	1	22.1	24	27	23	0	3	20	23	7	1	.267

RALPH GARZA - RIGHT-HANDED PITCHER

Height: 6-2 **Weight:** 210 **Bats:** R **Throws:** R
Born: April 6, 1994 - Edinburg, TX **Hometown:** New Braunfels, TX
School: University of Oklahoma **Recommended/Signed By:** Jim Stevenson
How Obtained: Selected by the Astros in the 26th round of the June 2015 draft.



Year	Team	W	L	ERA	G	GS	CG	SHO	SV	IP	H	R	ER	HR	HB	BB	SO	WP	BK	AVG
2015	Tri-City (A)	1	1	3.89	14	3	0	0	0	37.0	37	16	16	1	2	10	47	5	0	.264
2016	Quad Cities (A)	5	4	2.33	32	0	0	0	6	58.0	56	15	15	3	5	16	46	4	0	.256
	Lancaster (A)	1	1	6.75	8	0	0	0	0	17.1	21	15	13	2	2	10	18	1	0	.296
2017	Buies Creek (A)	2	2	3.44	20	0	0	0	3	36.2	36	15	14	2	2	16	43	6	1	.257
	Corpus Christi (AA)	1	1	4.97	15	0	0	0	0	25.1	23	14	14	4	1	18	23	2	0	.253
	Fresno (AAA)	0	0	9.00	1	0	0	0	0	2.0	1	2	2	0	0	2	2	0	0	.143
MINOR LEAGUE TOTALS		10	9	3.78	90	3	0	0	9	176.1	174	77	74	12	12	72	179	18	1	.260

FLAER GONZALEZ - RIGHT-HANDED PITCHER

Height: 5-10 **Weight:** 172 **Bats:** R **Throws:** R
Born: Sept. 27, 1996 - Nizao, DR **Hometown:** Nizao, DR
Recommended/Signed By: Oz Ocampo/Roman Ocumarez/Tom Shafer
How Obtained: Signed by the Astros as a non-drafted free agent on July 2, 2017.

Year	Team	W	L	ERA	G	GS	CG	SHO	SV	IP	H	R	ER	HR	HB	BB	SO	WP	BK	AVG
2017	DSL Astros Blue (R)	3	1	2.81	9	3	0	0	0	25.2	20	8	8	0	1	14	19	3	0	.213
MINOR LEAGUE TOTALS		3	1	2.81	9	3	0	0	0	25.2	20	8	8	0	1	14	19	3	0	.213

LEONARDO GONZALEZ - OUTFIELDER

Height: 5-11 **Weight:** 165 **Bats:** L **Throws:** R
Born: May 27, 2000 - Zulia, VZ **Hometown:** Zulia, VZ
Recommended/Signed By: Oz Ocampo/Tom Shafer/Roman Ocumarez/Daniel Acuna
How Obtained: Signed by the Astros as a non-drafted free agent on July 2, 2016.

Year	Team	AVG	G	AB	R	H	2B	3B	HR	RBI	BB	SO	SB	CS	OBP	SLG	SF	SH	HB	E
2017	DSL Astros Orange (R)	.226	12	31	5	7	0	0	0	4	5	6	3	4	.351	.226	0	1	1	1
	DSL Astros Blue (R)	.226	47	146	19	33	4	0	0	15	26	47	8	4	.356	.253	1	0	4	0
MINOR LEAGUE TOTALS		.226	59	177	24	40	4	0	0	19	31	53	11	8	.355	.249	1	1	5	1

FREDIS GUERRERO - RIGHT-HANDED PITCHER

Height: 6-3 **Weight:** 183 **Bats:** R **Throws:** R
Born: Feb. 16, 1996 - Bani, DR **Hometown:** Bani, DR
Recommended/Signed By: Oz Ocampo/Roman Ocumarez/Jose Lima
How Obtained: Signed by the Astros as a non-drafted free agent on Dec. 8, 2016.

Year	Team	W	L	ERA	G	GS	CG	SHO	SV	IP	H	R	ER	HR	HB	BB	SO	WP	BK	AVG
2017	DSL Astros Blue (R)	2	0	2.70	8	4	0	0	2	30.0	23	10	9	1	1	5	27	1	0	.209
	DSL Astros Orange (R)	1	1	0.87	2	1	0	0	0	10.1	8	1	1	0	2	3	9	1	0	.222
	GCL Astros (R)	1	0	1.80	3	3	0	0	0	15.0	16	5	3	0	2	4	13	1	0	.291
MINOR LEAGUE TOTALS		4	1	2.11	13	8	0	0	2	55.1	47	16	13	1	5	12	49	3	0	.234

SEBASTIAN GRULLON - INFIELDER

Height: 6-1 **Weight:** 175 **Bats:** R **Throws:** R
Born: July 19, 2001 - Santo Domingo, DR **Hometown:** Monte Plata, DR
Recommended/Signed By: Oz Ocampo/Alfredo Ulloa/Leocadio Guevara
How Obtained: Signed by the Astros as a non-drafted free agent on July 20, 2017.

Year	Team	AVG	G	AB	R	H	2B	3B	HR	RBI	BB	SO	SB	CS	OBP	SLG	SF	SH	HB	E	
2018 will be his first professional season																					

IAN HARDMAN - RIGHT-HANDED PITCHER

Height: 6-5 **Weight:** 253 **Bats:** R **Throws:** R
Born: Sept. 16, 1995 - Antioch, CA **Hometown:** Antioch, CA
School: Seminole State College **Recommended/Signed By:** John Martin
How Obtained: Selected by the Astros in the 36th round of the June 2016 draft.

Year	Team	W	L	ERA	G	GS	CG	SHO	SV	IP	H	R	ER	HR	HB	BB	SO	WP	BK	AVG
2016	GCL Astros (R)	0	0	7.31	11	0	0	0	0	16.0	19	14	13	0	4	11	17	2	0	.297
2017	Greenville (R)	2	0	2.82	15	0	0	0	2	22.1	22	11	7	0	0	19	26	4	0	.256
	Tri-City (A)	0	0	0.00	2	0	0	0	0	4.1	0	0	0	0	0	1	5	0	0	.000
MINOR LEAGUE TOTALS		2	0	4.22	28	0	0	0	2	42.2	41	25	20	0	4	31	48	6	0	.253

TIM HARDY - LEFT-HANDED PITCHER

Height: 6-7 **Weight:** 270 **Bats:** L **Throws:** L
Born: March 1, 1996 **Hometown:** Monroe, NC
School: Tusculum College **Recommended/Signed By:** Bobby St. Pierre
How Obtained: Selected by the Astros in the 18th round of the June 2017 draft.

Year	Team	W	L	ERA	G	GS	CG	SHO	SV	IP	H	R	ER	HR	HB	BB	SO	WP	BK	AVG
2017	Greenville (R)	1	3	4.19	13	2	0	0	2	34.1	34	18	16	2	3	15	32	4	0	.262
MINOR LEAGUE TOTALS		1	3	4.19	13	2	0	0	2	34.1	34	18	16	2	3	15	32	4	0	.262

RYAN HARTMAN - LEFT-HANDED PITCHER

Height: 6-3 **Weight:** 223 **Bats:** L **Throws:** L
Born: April 21, 1994 - Anaheim, CA **Hometown:** Anaheim, CA
School: Tennessee Wesleyan College **Recommended/Signed By:** Bobby St. Pierre
How Obtained: Selected by the Astros in the ninth round of the June 2016 draft.



Year	Team	W	L	ERA	G	GS	CG	SHO	SV	IP	H	R	ER	HR	HB	BB	SO	WP	BK	AVG
2016	Tri-City (A)	2	0	2.36	14	6	0	0	0	45.2	42	13	12	4	3	7	48	3	0	.240
2017	Quad Cities (A)	3	1	2.72	9	5	0	0	1	39.2	32	12	12	4	1	14	37	4	0	.222
	Buies Creek (A)	2	6	4.17	16	11	0	0	1	69.0	67	35	32	8	2	19	53	5	0	.254
MINOR LEAGUE TOTALS		7	7	3.27	39	22	0	0	2	154.1	141	60	56	16	6	40	138	12	0	.242

MIKE HAUSCHILD - RIGHT-HANDED PITCHER

See Non-Roster Bio

RAYMOND HENDERSON - CATCHER

Height: 5-9 **Weight:** 192 **Bats:** R **Throws:** R
Born: Dec. 27, 1995 - Orange, CA **Hometown:** Orange, CA
School: Grayson County College **Recommended/Signed By:** Paul Cusick
How Obtained: Selected by the Astros in the 22nd round of the June 2016 draft.



Year	Team	AVG	G	AB	R	H	2B	3B	HR	RBI	BB	SO	SB	CS	OBP	SLG	SF	SH	HB	E
2016	Greenville (R)	.223	26	94	10	21	7	0	3	16	9	24	0	0	.292	.394	2	0	1	1
2017	Quad Cities (A)	.208	60	197	23	41	11	0	3	29	19	55	0	0	.288	.310	5	0	5	9
MINOR LEAGUE TOTALS		.213	86	291	33	62	18	0	6	45	28	79	0	0	.289	.337	7	0	6	10

ANGEL HEREDIA - RIGHT-HANDED PITCHER

Height: 6-1 **Weight:** 166 **Bats:** R **Throws:** R
Born: July 22, 1992 - Sabana Grande de Palenque, DR **Hometown:** Sabana Grande de Palenque, DR
Recommended/Signed By: Felix Francisco/Rafael Belen/Julio De La Cruz
How Obtained: Signed by the Astros as a non-drafted free agent, April 20, 2012.
Career Highlights: 2015: Midwest League Pitcher of the Week, June 29-July 5...Quad Cities Pitcher of the Month, July...2014: Greenville Pitcher of the Month, July...2013: DSL All-Star...finished T-3rd in the DSL in saves...DSL Astros Pitcher of the Month, June and August.

Year	Team	W	L	ERA	G	GS	CG	SHO	SV	IP	H	R	ER	HR	HB	BB	SO	WP	BK	AVG
2012	DSL Astros (R)	1	1	5.54	8	0	0	0	2	13.0	13	10	8	1	2	4	13	3	0	.265
2013	DSL Astros (R)	3	3	1.18	25	0	0	0	13	38.0	31	11	5	1	1	15	46	5	0	.223
2014	Greenville (R)	4	1	1.69	15	0	0	0	2	26.2	21	7	5	1	0	7	28	6	1	.219
	Tri-City (A)	0	0	3.38	5	0	0	0	0	8.0	5	3	3	1	0	5	8	0	0	.192
2015	Quad Cities (A)	4	3	2.56	27	0	0	0	13	45.2	26	14	13	2	3	21	47	4	0	.165
2016	Lancaster (A)	0	3	6.57	10	0	0	0	1	12.1	13	11	9	2	2	11	17	2	0	.265
	Corpus Christi (AA)	0	0	2.92	5	0	0	0	0	12.1	14	4	4	1	0	3	20	3	0	.286
2017	GCL Astros (R)	0	0	0.00	3	1	0	0	0	3.1	2	0	0	0	0	1	3	0	0	.200
	Tri-City (A)	0	0	1.93	4	1	0	0	0	4.2	5	1	1	0	0	4	7	0	0	.263
MINOR LEAGUE TOTALS		12	11	2.63	102	2	0	0	31	164.0	130	61	48	9	8	71	189	23	1	.218

ANTHONY HERMELYN - CATCHER

Height: 6-1 **Weight:** 223 **Bats:** R **Throws:** R
Born: Nov. 18, 1993 - McKinney, TEX **Hometown:** McKinney, TEX
School: University of Oklahoma **Recommended/Signed By:** Jim Stevenson
How Obtained: Selected by the Astros in the fourth round of the June 2015 draft.



Year	Team	AVG	G	AB	R	H	2B	3B	HR	RBI	BB	SO	SB	CS	OBP	SLG	SF	SH	HB	E
2015	Tri-City (A)	.241	57	191	25	46	4	0	2	25	26	41	3	1	.329	.293	2	2	0	4
2016	Quad Cities (A)	.205	87	297	30	61	17	1	4	33	43	95	0	2	.306	.310	4	1	2	3
2017	Buies Creek (A)	.242	74	264	23	64	15	0	3	32	38	55	0	2	.337	.333	1	0	0	0
MINOR LEAGUE TOTALS		.227	218	752	78	171	36	1	9	90	107	191	3	5	.323	.314	7	3	2	7

JOSE ANTONIO HERNANDEZ - RIGHT-HANDED PITCHER

Height: 6-0 **Weight:** 176 **Bats:** R **Throws:** R
Born: June 18, 1999 - Anzoategui, VZ **Hometown:** Anzoategui, VZ
Recommended/Signed By: Oz Ocampo/Jose Palacios
How Obtained: Signed by the Astros as a non-drafted free agent on May 7, 2016.

Year	Team	W	L	ERA	G	GS	CG	SHO	SV	IP	H	R	ER	HR	HB	BB	SO	WP	BK	AVG
2016	DSL Astros Orange (R)	0	0	0.73	8	0	0	0	1	12.1	7	1	1	0	1	9	8	2	0	.163
2017	DSL Astros Blue (R)	3	2	3.86	14	9	0	0	0	46.2	44	22	20	1	4	14	44	4	0	.249
MINOR LEAGUE TOTALS		3	2	3.20	22	9	0	0	1	59.0	51	23	21	1	5	23	52	6	0	.232

JOSE LUIS HERNANDEZ - RIGHT-HANDED PITCHER

Height: 6-0 **Weight:** 222 **Bats:** R **Throws:** R
Born: May 1, 1995 - Mazatlan, MEX **Hometown:** Mazatlan, MEX
Recommended/Signed By: Oz Ocampo/Carlos Alfonso/Raul Lopez



How Obtained: Signed by the Astros as a non-drafted free agent on March 2, 2015.
Career Highlights: 2016: Quad Cities Pitcher of the Month, June...Midwest League Pitcher of the Week, July 11-17 and June 13-19.

Year	Team	W	L	ERA	G	GS	CG	SHO	SV	IP	H	R	ER	HR	HB	BB	SO	WP	BK	AVG
2015	Greenville (R)	1	1	2.11	6	3	0	0	1	21.1	16	5	5	0	0	4	25	3	0	.211
	Tri-City (A)	1	0	4.96	5	2	0	0	0	16.1	18	9	9	1	1	5	17	2	1	.290
2016	Quad Cities (A)	3	2	2.66	17	14	0	0	1	81.1	78	27	24	4	0	15	84	7	3	.248
	Lancaster (A)	3	3	3.48	7	7	2	1	0	44.0	47	19	17	5	0	9	43	3	1	.269
2017										Did not play										
MINOR LEAGUE TOTALS		8	6	3.04	35	26	2	1	2	163.0	159	60	55	10	1	33	169	15	5	.254

NICK HERNANDEZ - RIGHT-HANDED PITCHER

Height: 6-2 **Weight:** 221 **Bats:** R **Throws:** R
Born: Dec. 30, 1994 - Missouri City, TX **Hometown:** Missouri City, TX
School: University of Houston **Recommended/Signed By:** Noel Gonzales-Luna
How Obtained: Selected by the Astros in the eighth round of the June 2016 draft.
Career Highlights: 2017: Carolina League Midseason All-Star.



Year	Team	W	L	ERA	G	GS	CG	SHO	SV	IP	H	R	ER	HR	HB	BB	SO	WP	BK	AVG
2016	Tri-City (A)	1	1	1.86	15	0	0	0	6	19.1	17	5	4	2	0	5	23	5	0	.227
	Quad Cities (A)	0	1	1.35	4	0	0	0	0	6.2	10	3	1	0	0	4	7	1	0	.370
2017	Buies Creek (A)	0	1	1.59	24	0	0	0	9	34.0	18	6	6	1	2	11	48	4	0	.157
	Corpus Christi (AA)	1	2	5.84	14	0	0	0	1	24.2	17	20	16	7	3	15	22	2	0	.187
MINOR LEAGUE TOTALS		2	5	2.87	57	0	0	0	16	84.2	62	34	27	10	5	35	100	12	0	.201

KEVIN HILL - RIGHT-HANDED PITCHER

Height: 6-0 **Weight:** 217 **Bats:** R **Throws:** R
Born: Aug. 12, 1992 - Oklahoma City, OK **Hometown:** Oklahoma City, OK
School: University of South Alabama **Recommended/Signed By:** Justin Cryer
How Obtained: Selected by the Astros in the 25th round of the June 2016 draft.
Career Highlights: 2017: Midwest League Pitcher of the Week, July 2.

Year	Team	W	L	ERA	G	GS	CG	SHO	SV	IP	H	R	ER	HR	HB	BB	SO	WP	BK	AVG
2016	Tri-City (A)	1	4	4.37	13	5	0	0	0	35.0	44	19	17	3	3	7	22	3	2	.312
2017	Quad Cities (A)	2	1	3.60	14	0	0	0	3	25.0	19	10	10	0	0	10	30	5	0	.211
	Buies Creek (A)	1	0	1.05	10	0	0	0	2	34.1	21	8	4	0	2	8	36	2	0	.171
	Corpus Christi (AA)	1	0	0.00	2	0	0	0	0	5.1	3	0	0	0	0	3	2	0	0	.158
MINOR LEAGUE TOTALS		5	5	2.80	39	5	0	0	6	99.2	87	37	31	3	5	28	90	10	2	.233

CARLOS HIRALDO - LEFT-HANDED PITCHER

Height: 5-10 **Weight:** 199 **Bats:** L **Throws:** L
Born: July 15, 1996 - Altamira, DR **Hometown:** Altamira, DR
Recommended/Signed By: Oz Ocampo/Roman Ocumarez/Francis Mojica
How Obtained: Signed by the Astros as a non-drafted free agent on Nov. 11, 2013.

Year	Team	W	L	ERA	G	GS	CG	SHO	SV	IP	H	R	ER	HR	HB	BB	SO	WP	BK	AVG
2014	DSL Astros Blue (R)	0	0	3.81	15	10	0	0	0	52.0	48	29	22	2	3	27	39	14	0	.244
2015	GCL Astros (R)	3	3	2.04	13	4	0	0	0	35.1	33	11	8	0	1	10	24	2	0	.250
	Greenville (R)	1	1	4.50	2	1	0	0	0	6.0	7	4	3	1	0	1	1	1	0	.292
2016	Greenville (R)	0	1	5.13	12	5	0	0	0	33.1	30	22	19	1	3	18	25	7	1	.242
2017	Corpus Christi (AA)	0	0	3.68	3	0	0	0	0	7.1	10	3	3	1	0	5	5	1	0	.357
	Tri-City (A)	1	6	6.79	15	10	0	0	0	50.1	68	45	38	3	3	23	57	16	1	.319
MINOR LEAGUE TOTALS		5	11	4.54	60	30	0	0	0	184.1	196	114	93	8	10	84	151	41	2	.273

ALEX HOUSE - RIGHT-HANDED PITCHER

Height: 6-4 **Weight:** 196 **Bats:** R **Throws:** R
Born: Aug. 2, 1994 - Andover, MA **Hometown:** Andover, MA
School: Northeastern University **Recommended/Signed By:** Zach Clark
How Obtained: Selected by the Astros in the 10th round of the June 2016 draft.

Year	Team	W	L	ERA	G	GS	CG	SHO	SV	IP	H	R	ER	HR	HB	BB	SO	WP	BK	AVG
2017	Tri-City (A)	0	0	3.54	9	4	0	0	0	20.1	20	10	8	1	1	7	23	1	0	.250
MINOR LEAGUE TOTALS		0	0	3.54	9	4	0	0	0	20.1	20	10	8	1	1	7	23	1	0	.250

CARLOS HURTADO - CATCHER

Height: 6-0 **Weight:** 170 **Bats:** R **Throws:** R
Born: May 18, 2001 - Cojedes, VZ **Hometown:** Cojedes, VZ
Recommended/Signed By: Oz Ocampo/David Brito
How Obtained: Signed by the Astros as a non-drafted free agent on July 2, 2017.

Year	Team	AVG	G	AB	R	H	2B	3B	HR	RBI	BB	SO	SB	CS	OBP	SLG	SF	SH	HB	E
2018 will be his first professional season																				

TYLER IVEY - RIGHT-HANDED PITCHER

Height: 6-4 **Weight:** 194 **Bats:** R **Throws:** R
Born: May 12, 1996 - Rowlett, TX **Hometown:** Rowlett, TX
School: Grayson JC **Recommended/Signed By:** Jim Stevenson
How Obtained: Selected by the Astros in the third round of the June 2017 draft.


Year	Team	W	L	ERA	G	GS	CG	SHO	SV	IP	H	R	ER	HR	HB	BB	SO	WP	BK	AVG
2017	GCL Astros (R)	0	0	0.00	1	1	0	0	0	2.0	1	0	0	0	0	2	3	1	0	.167
	Tri-City (A)	0	3	5.94	11	7	0	0	0	36.1	41	26	24	2	2	12	41	2	0	.281
MINOR LEAGUE TOTALS		0	3	5.63	12	8	0	0	0	38.1	42	26	24	2	2	14	44	3	0	.276

JOSHUA JAMES - RIGHT-HANDED PITCHER

Height: 6-3 **Weight:** 222 **Bats:** R **Throws:** R
Born: March 8, 1993 - Hollywood, FL **Hometown:** Hollywood, FL
School: Western Oklahoma State College **Recommended/Signed By:** Jim Stevenson
How Obtained: Selected by the Astros in the 34th round of the June 2014 draft.

Career Highlights: 2017: Texas League Midseason All-Star...2016: Lancaster Pitcher of the Month, May...2015: Quad Cities Pitcher of the Month, June.

Year	Team	W	L	ERA	G	GS	CG	SHO	SV	IP	H	R	ER	HR	HB	BB	SO	WP	BK	AVG
2014	Greenville (R)	1	3	2.72	13	6	0	0	0	39.2	35	13	12	0	3	15	45	5	0	.245
2015	Quad Cities (A)	7	4	2.63	24	18	0	0	1	116.1	102	43	34	2	16	41	89	11	0	.237
2016	Lancaster (A)	9	5	4.81	23	19	0	0	1	110.1	120	64	59	11	9	40	121	7	2	.273
2017	Corpus Christi (AA)	4	8	4.38	21	11	0	0	3	76.0	79	48	37	1	7	32	72	7	0	.262
MINOR LEAGUE TOTALS		21	20	3.73	81	54	0	0	5	342.1	336	168	142	14	35	128	327	30	2	.256



ERNESTO JAQUEZ - RIGHT-HANDED PITCHER

Height: 6-2 **Weight:** 192 **Bats:** R **Throws:** R
Born: June 11, 1999 - Santo Domingo, DR **Hometown:** Santo Domingo, DR
Recommended/Signed By: Oz Ocampo/Roman Ocumarez/Tom Shafer/Alfredo Ulloa
How Obtained: Signed by the Astros as a non-drafted free agent on July 2, 2017.

Year	Team	W	L	ERA	G	GS	CG	SHO	SV	IP	H	R	ER	HR	HB	BB	SO	WP	BK	AVG
2017	DSL Astros Orange (R)	0	1	1.35	5	2	0	0	0	13.1	10	7	2	1	0	8	16	5	1	.196
MINOR LEAGUE TOTALS		0	1	1.35	5	2	0	0	0	13.1	10	7	2	1	0	8	16	5	1	.196

CRISTIAN JAVIER - RIGHT-HANDED PITCHER

Height: 6-1 **Weight:** 186 **Bats:** R **Throws:** R
Born: March 26, 1997 - Santo Domingo, DR **Hometown:** Santo Domingo, DR
Recommended/Signed By: Oz Ocampo/Roman Ocumarez/Leocadio Guevara
How Obtained: Signed by the Astros as a non-drafted free agent on March 18, 2015.
Career Highlights: 2016: Appalachian League Pitcher of the Week, Aug. 8-14...2015: DSL Astros Pitcher of the Month, August.

Year	Team	W	L	ERA	G	GS	CG	SHO	SV	IP	H	R	ER	HR	HB	BB	SO	WP	BK	AVG
2015	DSL Astros Blue (R)	3	0	3.60	8	2	0	0	0	20.0	15	9	8	1	1	4	27	2	1	.203
	DSL Astros Orange (R)	1	0	0.81	6	2	0	0	0	22.1	15	3	2	0	1	5	23	0	0	.185
2016	GCL Astros (R)	3	1	2.84	6	2	0	0	1	25.1	19	9	8	1	0	8	37	2	1	.207
	Greeneville (R)	1	1	1.75	7	4	0	0	0	25.2	15	6	5	1	1	10	29	2	0	.170
2017	Buies Creek (A)	1	0	0.00	2	0	0	0	0	5.2	2	0	0	0	0	3	9	0	0	.105
	Tri-City (A)	0	0	2.70	4	2	0	0	0	16.2	11	7	5	0	1	9	24	1	0	.183
	Quad Cities (A)	2	0	2.39	8	7	0	0	1	37.2	25	10	10	3	2	15	47	1	1	.188
MINOR LEAGUE TOTALS		11	2	2.23	41	19	0	0	2	153.1	102	44	38	6	6	54	196	8	3	.186

ALFREDI JIMENEZ - RIGHT-HANDED PITCHER

Height: 6-1 **Weight:** 175 **Bats:** R **Throws:** R
Born: Oct. 19, 1999 - Bani, DR **Hometown:** Bani, DR
Recommended/Signed By: Oz Ocampo/Roman Ocumarez/Tom Shafer/Jose Lima
How Obtained: Signed by the Astros as a non-drafted free agent on July 2, 2017.
Year **Team** **W** **L** **ERA** **G** **GS** **CG** **SHO** **SV** **IP** **H** **R** **ER** **HR** **HB** **BB** **SO** **WP** **BK** **AVG**

2018 will be his first professional season

TAYLOR JONES - INFIELDER

Height: 6-7 **Weight:** 230 **Bats:** R **Throws:** R
Born: Dec. 6, 1993 - Kent, WA **Hometown:** Kent, WA
School: Gonzaga **Recommended/Signed By:** Bryan Byrne

How Obtained: Selected by the Astros in the 19th round of the June 2016 draft.
Career Highlights: 2016: New York-Penn League Midseason All-Star.

Year	Team	AVG	G	AB	R	H	2B	3B	HR	RBI	BB	SO	SB	CS	OBP	SLG	SF	SH	HB	E
2016	Tri-City (A)	.252	70	254	34	64	17	0	8	38	32	61	1	1	.354	.413	0	0	8	5
2017	Quad Cities (A)	.218	50	174	23	38	8	0	5	28	17	50	0	0	.303	.351	4	1	6	2
	Buies Creek (A)	.225	55	191	17	43	5	1	2	17	28	51	0	0	.323	.293	3	0	1	2
MINOR LEAGUE TOTALS		.234	175	619	74	145	30	1	15	83	77	162	1	1	.330	.359	7	1	15	9



COREY JULKES - OUTFIELDER

Height: 5-10 **Weight:** 207 **Bats:** R **Throws:** R
Born: Feb. 27, 1996 - Friendswood, TX **Hometown:** Houston, TX
School: University of Houston **Recommended/Signed By:** Noel Gonzales-Luna
How Obtained: Selected by the Astros in the eighth round of the June 2017 draft.

Year	Team	AVG	G	AB	R	H	2B	3B	HR	RBI	BB	SO	SB	CS	OBP	SLG	SF	SH	HB	E
2017	Tri-City (A)	.176	32	102	7	18	3	0	1	7	18	19	9	2	.311	.235	0	0	2	2
MINOR LEAGUE TOTALS		.176	32	102	7	18	3	0	1	7	18	19	9	2	.311	.235	0	0	2	2

JON KEMMER - OUTFIELDER

See Non-Roster Bio

JONATHAN LACROIX - OUTFIELDER

Height: 6-1 **Weight:** 179 **Bats:** L **Throws:** R
Born: Feb. 8, 1997 **Hometown:** Quebec, CAN
School: Seminole State College **Recommended/Signed By:** Jim Stevenson
How Obtained: Signed by the Astros as an un-drafted free agent on June 20, 2017.

Year	Team	W	L	ERA	G	GS	CG	SHO	SV	IP	H	R	ER	HR	HB	BB	SO	WP	BK	AVG
2018 will be his first professional season																				

CARSON LARUE - RIGHT-HANDED PITCHER

Height: 6-1 **Weight:** 170 **Bats:** R **Throws:** R
Born: March 6, 1996 - Dewey, OK **Hometown:** Dewey, OK
School: Cowley County Community College **Recommended/Signed By:** Jim Stevenson
How Obtained: Selected by the Astros in the 14th round of the June 2016 draft.
Career Highlights: 2017: Midwest League Midseason All-Star.



Year	Team	W	L	ERA	G	GS	CG	SHO	SV	IP	H	R	ER	HR	HB	BB	SO	WP	BK	AVG
2016	GCL Astros (R)	0	0	1.35	3	0	0	0	0	6.2	7	1	1	0	0	0	5	0	0	.259
	Greenville (R)	0	0	0.00	1	0	0	0	0	2.0	0	0	0	0	0	0	3	0	0	.000
2017	Quad Cities (A)	12	4	2.86	20	16	0	0	1	100.2	76	37	32	7	1	28	95	6	0	.207
	Buies Creek (A)	0	3	5.12	4	3	0	0	0	19.1	30	11	11	2	0	2	10	4	0	.349
MINOR LEAGUE TOTALS		12	7	3.08	28	19	0	0	1	128.2	113	49	44	9	1	30	113	10	0	.233

HECTOR LEON - INFIELDER

Height: 5-8 **Weight:** 160 **Bats:** R **Throws:** R
Born: Feb. 19, 2001 - Carabobo, VZ **Hometown:** Carabobo, VZ
Recommended/Signed By: Oz Ocampo/David Brito
How Obtained: Signed by the Astros as a non-drafted free agent on Aug. 30, 2017.
 2018 will be his first professional season

Year	Team	AVG	G	AB	R	H	2B	3B	HR	RBI	BB	SO	SB	CS	OBP	SLG	SF	SH	HB	E
2018 will be his first professional season																				

RICARDO LEON - LEFT-HANDED PITCHER

Height: 6-4 **Weight:** 165 **Bats:** L **Throws:** L
Born: March 26, 2001 - Caracas, VZ **Hometown:** Caracas, VZ
Recommended/Signed By: Oz Ocampo/Jose Palacios/Tom Shafer
How Obtained: Signed by the Astros as a non-drafted free agent on July 2, 2017.
 2018 will be his first professional season

Year	Team	W	L	ERA	G	GS	CG	SHO	SV	IP	H	R	ER	HR	HB	BB	SO	WP	BK	AVG
2018 will be his first professional season																				

JAIRO LOPEZ - RIGHT-HANDED PITCHER

Height: 5-11 **Weight:** 150 **Bats:** R **Throws:** R
Born: Nov. 21, 2000 **Hometown:** Cumanacoa, VZ
Recommended/Signed By: Oz Ocampo/Roman Ocumarez/David Brito
How Obtained: Signed by the Astros as a non-drafted free agent on July 2, 2017.
 2018 will be his first professional season

Year	Team	W	L	ERA	G	GS	CG	SHO	SV	IP	H	R	ER	HR	HB	BB	SO	WP	BK	AVG
2018 will be his first professional season																				

JONARKYS LOPEZ - CATCHER

Height: 5-11 **Weight:** 160 **Bats:** R **Throws:** R
Born: Aug. 13, 2001 **Hometown:** VZ
Recommended/Signed By: Oz Ocampo/Daniel Acuña
How Obtained: Signed by the Astros as a non-drafted free agent on Aug. 14, 2017.
 2018 will be his first professional season

Year	Team	AVG	G	AB	R	H	2B	3B	HR	RBI	BB	SO	SB	CS	OBP	SLG	SF	SH	HB	E
2018 will be his first professional season																				

JUAN PABLO LOPEZ - LEFT-HANDED PITCHER

Height: 6-4 **Weight:** 208 **Bats:** L **Throws:** L
Born: Feb. 17, 1999 - Sinaloa, MEX **Hometown:** Sinaloa, MEX
Recommended/Signed By: Oz Ocampo/Tom Shafer/Raul Lopez
How Obtained: Signed by the Astros as a non-drafted free agent on July 2, 2016.

Year	Team	W	L	ERA	G	GS	CG	SHO	SV	IP	H	R	ER	HR	HB	BB	SO	WP	BK	AVG
2017	GCL Astros (R)	0	3	6.16	11	9	0	0	0	30.2	43	27	21	2	0	16	19	0	2	.316
MINOR LEAGUE TOTALS		0	3	6.16	11	9	0	0	0	30.2	43	27	21	2	0	16	19	0	2	.316

DENILSON LUGO - LEFT-HANDED PITCHER

Height: 5-11 **Weight:** 191 **Bats:** L **Throws:** L
Born: Dec. 22, 1997 - Carabobo, VZ **Hometown:** Carabobo, MEX
Recommended/Signed By: Oz Ocampo/David Brito
How Obtained: Signed by the Astros as a non-drafted free agent on June 1, 2017.

Year	Team	W	L	ERA	G	GS	CG	SHO	SV	IP	H	R	ER	HR	HB	BB	SO	WP	BK	AVG
2017	DSL Astros Blue (R)	0	1	3.21	9	3	0	0	1	28.0	22	13	10	0	0	18	18	3	0	.214
MINOR LEAGUE TOTALS		0	1	3.21	9	3	0	0	1	28.0	22	13	10	0	0	18	18	3	0	.214

PLAYER DEVELOPMENT

CARLOS MACHADO - OUTFIELDER

Height: 6-2 **Weight:** 186 **Bats:** R **Throws:** R
Born: June 5, 1998 - Maracaibo, VZ **Hometown:** Maracaibo, VZ



Recommended/Signed By: Oz Ocampo/Oscar Alvarado/Daniel Acuña
How Obtained: Signed by the Astros as a non-drafted free agent on Aug. 29, 2014.

Year	Team	AVG	G	AB	R	H	2B	3B	HR	RBI	BB	SO	SB	CS	OBP	SLG	SF	SH	HB	E
2015	DSL Astros Orange (R)	.344	49	154	28	53	2	2	0	20	13	17	10	4	.410	.383	1	3	5	5
2016	GCL Astros (R)	.327	26	98	13	32	3	1	0	12	2	13	4	5	.347	.378	0	0	1	1
	Greeneville (R)	.252	29	111	12	28	1	0	0	8	5	21	4	1	.303	.261	0	0	3	2
2017	Greeneville (R)	.345	8	29	3	10	2	0	0	3	1	5	1	0	.387	.414	0	0	1	0
	GCL Astros (R)	.319	33	116	18	37	4	4	2	14	10	17	5	2	.386	.474	2	0	4	1
MINOR LEAGUE TOTALS		.315	145	508	74	160	12	7	2	57	31	73	24	12	.369	.378	3	3	14	9

ANGEL MACUARE - RIGHT-HANDED PITCHER

Height: 6-2 **Weight:** 219 **Bats:** R **Throws:** R
Born: March 3, 2000 - Bolivar, VZ **Hometown:** Bolivar, VZ

Recommended/Signed By: Oz Ocampo/Roman Ocumarez/Jose Palacios
How Obtained: Signed by the Astros as a non-drafted free agent on July 2, 2016.

Year	Team	W	L	ERA	G	GS	CG	SHO	SV	IP	H	R	ER	HR	HB	BB	SO	WP	BK	AVG
2017	DSL Astros Blue (R)	2	3	4.85	12	9	0	0	0	29.2	32	20	16	1	3	16	36	7	0	.271
MINOR LEAGUE TOTALS		2	3	4.85	12	9	0	0	0	29.2	32	20	16	1	3	16	36	7	0	.271

ORLANDO MARQUEZ - CATCHER

Height: 5-10 **Weight:** 204 **Bats:** R **Throws:** R
Born: March 12, 1996 - Valencia, VZ **Hometown:** Valencia, VZ

Recommended/Signed By: Oz Ocampo/Roman Ocumarez/Jose Ortiz
How Obtained: Signed by the Astros as a non-drafted free agent on June 14, 2014.

Year	Team	AVG	G	AB	R	H	2B	3B	HR	RBI	BB	SO	SB	CS	OBP	SLG	SF	SH	HB	E
2014	DSL Astros Orange (R)	.296	28	98	15	29	8	1	1	20	10	25	6	1	.381	.429	1	0	4	5
2015	DSL Astros Blue (R)	.223	55	179	29	40	16	3	3	36	39	47	3	1	.371	.397	5	1	6	4
2016	DSL Astros Blue (R)	.160	22	75	11	12	4	1	2	14	9	12	2	0	.261	.320	2	1	2	5
	GCL Astros (R)	.118	10	17	1	2	0	0	0	1	0	2	0	0	.111	.118	1	0	0	2
2017	GCL Astros (R)	.268	28	71	7	19	5	0	1	8	6	10	0	0	.346	.380	1	0	3	2
MINOR LEAGUE TOTALS		.232	143	440	63	102	33	5	7	79	64	96	11	2	.342	.377	10	2	15	18

RONALDO MARRERO - RIGHT-HANDED PITCHER

Height: 6-2 **Weight:** 196 **Bats:** R **Throws:** R
Born: Feb. 7, 1996 - Azua, DR **Hometown:** Azua, DR

Recommended/Signed By: Koby Perez (PHI)
How Obtained: Signed by the Astros as a minor league free agent on Jan. 18, 2017...originally signed by the Phillies as a non-drafted free agent on May 13, 2013.

Year	Team	W	L	ERA	G	GS	CG	SHO	SV	IP	H	R	ER	HR	HB	BB	SO	WP	BK	AVG
2015	DSL Phillies (R)	0	0	9.00	1	0	0	0	0	1.0	2	1	1	1	0	0	0	0	0	.400
2017	DSL Astros Blue (R)	2	0	1.47	4	3	0	0	0	18.1	10	5	3	1	4	3	13	3	0	.156
	GCL Astros (R)	0	0	6.43	4	1	0	0	0	7.0	11	7	5	1	0	5	6	0	0	.367
MINOR LEAGUE TOTALS		2	0	3.08	9	4	0	0	0	26.1	23	13	9	3	4	8	19	3	0	.232

JUNIOR MARTE - INFIELDER

Height: 6-2 **Weight:** 165 **Bats:** L **Throws:** R
Born: April 14, 2000 - Nagua, DR **Hometown:** Nagua, DR

Recommended/Signed By: Oz Ocampo/Roman Ocumarez
How Obtained: Signed by the Astros as a non-drafted free agent on July 2, 2017.

Year	Team	AVG	G	AB	R	H	2B	3B	HR	RBI	BB	SO	SB	CS	OBP	SLG	SF	SH	HB	E
2018 will be his first professional season																				

CORBIN MARTIN - RIGHT-HANDED PITCHER

Height: 6-2 **Weight:** 212 **Bats:** R **Throws:** R
Born: Dec. 28, 1995 - Houston, TX **Hometown:** Hempstead, TX

School: Texas A&M University **Recommended/Signed By:** Noel Gonzales-Luna
How Obtained: Selected by the Astros in the second round of the June 2017 draft.

Year	Team	W	L	ERA	G	GS	CG	SHO	SV	IP	H	R	ER	HR	HB	BB	SO	WP	BK	AVG
2017	Tri-City (A)	0	1	2.60	8	3	0	0	1	27.2	20	11	8	1	0	8	38	2	0	.202
	GCL Astros (R)	0	0	0.00	2	1	0	0	0	5.0	0	0	0	0	0	1	5	0	0	.000
MINOR LEAGUE TOTALS		0	1	2.20	10	4	0	0	1	32.2	20	11	8	1	0	9	43	2	0	.174

HUNTER MARTIN - RIGHT-HANDED PITCHER

Height: 6-1 **Weight:** 192 **Bats:** R **Throws:** R
Born: Dec. 14, 1994 - Nashville, TN **Hometown:** Murfreesboro, TN

School: University of Tennessee **Recommended/Signed By:** Bobby St. Pierre
How Obtained: Selected by the Astros in the 20th round of the June 2017 draft.

Year	Team	W	L	ERA	G	GS	CG	SHO	SV	IP	H	R	ER	HR	HB	BB	SO	WP	BK	AVG
2017	Tri-City (A)	2	1	3.86	12	3	0	0	1	32.2	37	16	14	0	2	10	26	5	0	.285
MINOR LEAGUE TOTALS		2	1	3.86	12	3	0	0	1	32.2	37	16	14	0	2	10	26	5	0	.285

HECTOR MARTINEZ - OUTFIELDER

Height: 6-1	Weight: 192	Bats: R	Throws: R																	
Born: July 6, 1998 - Santo Domingo, DR		Hometown: Santo Domingo, DR																		
Recommended/Signed By: Oz Ocampo/Roman Ocumarez/Rafael Belen																				
How Obtained: Signed by the Astros as a non-drafted free agent on July 7, 2014.																				
Year	Team	AVG	G	AB	R	H	2B	3B	HR	RBI	BB	SO	SB	CS	OBP	SLG	SF	SH	HB	E
2015	DSL Astros Orange (R)	.251	49	167	19	42	5	1	2	13	12	52	8	5	.319	.329	1	1	5	5
2016	DSL Astros Orange (R)	.224	55	165	29	37	7	2	4	15	33	49	10	2	.368	.364	1	0	5	2
2017	DSL Astros Orange (R)	.100	9	30	4	3	2	0	0	3	6	13	1	0	.270	.167	0	0	1	2
	GCL Astros (R)	.269	43	134	21	36	5	0	2	16	21	47	3	1	.393	.351	1	0	7	5
MINOR LEAGUE TOTALS		.238	156	496	73	118	19	3	8	47	72	161	22	8	.353	.337	3	1	18	14

VICTOR MASCAI - OUTFIELDER

Height: 6-2	Weight: 188	Bats: L	Throws: R																	
Born: Feb. 10, 2001 - Sao Paulo, BRA		Hometown: Sao Paulo, BRA																		
Recommended/Signed By: Oz Ocampo/Thiago De Souza																				
How Obtained: Signed by the Astros as a non-drafted free agent on July 2, 2017.																				
Year	Team	AVG	G	AB	R	H	2B	3B	HR	RBI	BB	SO	SB	CS	OBP	SLG	SF	SH	HB	E
2018 will be his first professional season																				

PATRICK MATHIS - OUTFIELDER

Height: 6-1	Weight: 219	Bats: L	Throws: L																	
Born: March 23, 1996 - Venus, TX		Hometown: Robinson, TX																		
School: University of Texas		Recommended/Signed By: Noel Gonzales-Luna																		
How Obtained: Selected by the Astros in the 22nd round of the June 2017 draft.																				
Year	Team	AVG	G	AB	R	H	2B	3B	HR	RBI	BB	SO	SB	CS	OBP	SLG	SF	SH	HB	E
2017	Greenville (R)	.238	46	164	25	39	7	0	3	19	18	53	2	2	.321	.335	2	0	3	3
	Tri-City (A)	.111	3	9	1	1	0	0	0	0	0	4	0	0	.111	.111	0	0	0	0
MINOR LEAGUE TOTALS		.231	49	173	26	40	7	0	3	19	18	57	2	2	.311	.324	2	0	3	3

J.J. MATIJEVIC - INFIELDER

Height: 6-0	Weight: 203	Bats: L	Throws: R																	
Born: Nov. 14, 1995 - Latrobe, PA		Hometown: North Huntingdon, PA																		
School: University of Arizona		Recommended/Signed By: Mark Ross																		
How Obtained: Selected by the Astros in the Competitive Balance Round B (75th overall) of the June 2017 draft.																				
Career Highlights: 2017: New York-Penn League Midseason All-Star.																				
Year	Team	AVG	G	AB	R	H	2B	3B	HR	RBI	BB	SO	SB	CS	OBP	SLG	SF	SH	HB	E
2017	Tri-City (A)	.240	53	200	34	48	14	0	6	27	18	60	11	3	.302	.400	3	0	1	2
	Quad Cities (A)	.125	6	24	2	3	0	0	1	4	1	9	0	1	.192	.250	0	0	1	0
MINOR LEAGUE TOTALS		.228	59	224	36	51	14	0	7	31	19	69	11	4	.290	.384	3	0	2	2

JONATHAN MATUTE - INFIELDER

Height: 6-0	Weight: 194	Bats: R	Throws: R																	
Born: April 28, 1997 - Caracas, VZ		Hometown: Caracas, VZ																		
Recommended/Signed By: Oz Ocampo/Oscar Alvarado/Jose Palacios																				
How Obtained: Signed by the Astros as a non-drafted free agent on July 2, 2013.																				
Year	Team	AVG	G	AB	R	H	2B	3B	HR	RBI	BB	SO	SB	CS	OBP	SLG	SF	SH	HB	E
2014	DSL Astros Blue (R)	.246	69	256	37	63	12	0	3	25	43	53	12	5	.370	.328	3	9	9	10
2015	GCL Astros (R)	.203	24	64	5	13	2	0	0	1	10	15	1	1	.311	.234	0	3	0	8
2016	GCL Astros (R)	.211	24	71	13	15	4	0	0	4	11	19	2	0	.333	.268	2	4	3	4
	Greenville (R)	.200	17	55	8	11	2	0	0	7	9	20	0	0	.318	.236	1	1	1	4
2017	DSL Astros Blue (R)	.083	3	12	0	1	0	0	0	0	1	6	0	0	.154	.083	0	0	0	2
	GCL Astros (R)	.252	40	107	19	27	4	1	1	6	28	26	4	1	.417	.336	1	1	3	7
MINOR LEAGUE TOTALS		.230	177	565	82	130	24	1	4	43	102	139	19	7	.359	.297	7	18	16	35

JACK MAYFIELD - INFIELDER

See Non-Roster Bio

DEXTURE MCCALL - INFIELDER

Height: 6-1	Weight: 231	Bats: R	Throws: R																	
Born: Jan. 29, 1994 - Tampa, FL		Hometown: Tampa, FL																		
School: Hillsborough Community College		Recommended/Signed By: John Martin																		
How Obtained: Selected by the Astros in the 31st round of the June 2014 draft.																				
Career Highlights: 2016: Quad Cities Player of the Month, August...2015: New York-Penn League Midseason All-Star...New York-Penn League All-Star Game Top Star.																				
Year	Team	AVG	G	AB	R	H	2B	3B	HR	RBI	BB	SO	SB	CS	OBP	SLG	SF	SH	HB	E
2014	GCL Astros (R)	.258	50	178	17	46	8	2	1	29	21	40	1	0	.338	.343	1	0	1	6
2015	Tri-City (A)	.295	59	200	26	59	9	0	4	37	25	59	0	0	.376	.400	0	0	1	6
2016	Quad Cities (A)	.286	108	399	45	114	21	3	9	58	39	87	0	0	.352	.421	4	0	4	11
2017	Buies Creek (A)	.231	54	186	20	43	9	1	4	22	35	57	2	2	.354	.355	1	0	1	3
	Corpus Christi (AA)	.242	37	128	17	31	3	1	6	13	6	39	0	0	.276	.422	0	0	0	2
MINOR LEAGUE TOTALS		.269	308	1091	125	293	50	7	24	159	126	282	3	2	.346	.393	6	0	7	28



PLAYER DEVELOPMENT

BRENDAN MCCURRY - RIGHT-HANDED PITCHER

See Non-Roster Bio

CHAS MCCORMICK - OUTFIELDER

Height: 6-0 **Weight:** 192 **Bats:** R **Throws:** L
Born: April 19, 1995 **Hometown:** West Chester, PA
School: Millersville University **Recommended/Signed By:** Zach Clark
How Obtained: Selected by the Astros in the 21st round of the June 2017 draft.

Year	Team	AVG	G	AB	R	H	2B	3B	HR	RBI	BB	SO	SB	CS	OBP	SLG	SF	SH	HB	E
2017	Greenville (R)	.500	8	30	7	15	3	0	0	4	4	2	4	1	.559	.600	0	0	0	0
	Buies Creek (A)	.188	4	16	0	3	0	0	0	0	0	2	1	0	.235	.188	0	0	1	0
	Quad Cities (A)	.262	39	122	21	32	6	1	2	18	11	16	1	3	.319	.377	2	1	0	0
MINOR LEAGUE TOTALS		.298	51	168	28	50	9	1	2	22	15	20	6	4	.355	.399	2	1	1	0

COLIN MCKEE - RIGHT-HANDED PITCHER

Height: 6-3 **Weight:** 224 **Bats:** R **Throws:** R
Born: June 21, 1994 - Butler, PA **Hometown:** Butler, PA
School: Mercyhurst College **Recommended/Signed By:** Zach Clark
How Obtained: Selected by the Astros in the 18th round of the June 2016 draft.

Year	Team	W	L	ERA	G	GS	CG	SHO	SV	IP	H	R	ER	HR	HB	BB	SO	WP	BK	AVG
2016	Greenville (R)	0	2	11.88	7	1	0	0	0	8.1	15	13	11	2	2	7	6	7	0	.375
2017	Tri-City (A)	2	4	3.51	17	0	0	0	4	41.0	19	20	16	2	1	33	53	9	0	.137
MINOR LEAGUE TOTALS		2	6	4.93	24	1	0	0	4	49.1	34	33	27	4	3	40	59	16	0	.190

FREDDY MEDINA - RIGHT-HANDED PITCHER

Height: 5-10 **Weight:** 185 **Bats:** R **Throws:** R
Born: Sept. 26, 1997 - Bani, DR **Hometown:** Bani, DR
Recommended/Signed By: Oz Ocampo/Roman Ocumarez/David Brito
How Obtained: Signed by the Astros as a non-drafted free agent on March 18, 2015.

Year	Team	W	L	ERA	G	GS	CG	SHO	SV	IP	H	R	ER	HR	HB	BB	SO	WP	BK	AVG
2017	DSL Astros Orange (R)	4	3	2.56	19	2	0	0	1	38.2	30	22	11	3	4	26	43	4	0	.214
MINOR LEAGUE TOTALS		4	3	2.56	19	2	0	0	1	38.2	30	22	11	3	4	26	43	4	0	.214

CHRISTIAN MEJIAS - RIGHT-HANDED PITCHER

Height: 6-0 **Weight:** 187 **Bats:** R **Throws:** R
Born: May 19, 1999 - Valencia, VZ **Hometown:** Carabobo, VZ
Recommended/Signed By: Oz Ocampo/Roman Ocumarez/David Brito
How Obtained: Signed by the Astros as a non-drafted free agent on June 15, 2016.

Year	Team	W	L	ERA	G	GS	CG	SHO	SV	IP	H	R	ER	HR	HB	BB	SO	WP	BK	AVG
2016	DSL Astros Orange (R)	1	0	3.00	2	0	0	0	0	3.0	2	1	1	1	1	3	2	2	0	.200
2017	DSL Astros Orange (R)	2	2	4.01	14	7	0	0	0	51.2	39	26	23	1	9	24	40	7	2	.219
MINOR LEAGUE TOTALS		3	2	3.95	16	7	0	0	0	54.2	41	27	24	2	10	27	42	9	2	.218

JOSE MENDOZA - INFIELDER

Height: 5-11 **Weight:** 165 **Bats:** R **Throws:** R
Born: June 19, 2001 - Carabobo, VZ **Hometown:** Carabobo, VZ
Recommended/Signed By: Oz Ocampo/David Brito
How Obtained: Signed by the Astros as a non-drafted free agent on Aug. 9, 2017.

Year	Team	AVG	G	AB	R	H	2B	3B	HR	RBI	BB	SO	SB	CS	OBP	SLG	SF	SH	HB	E	
2018 will be his first professional season																					

SEAN MENDOZA - INFIELDER

Height: 5-8 **Weight:** 152 **Bats:** S **Throws:** R
Born: June 2, 2000 - Miranda, VZ **Hometown:** Miranda, VZ
Recommended/Signed By: Oz Ocampo/Tom Shafer/Jose Palacios
How Obtained: Signed by the Astros as a non-drafted free agent on July 2, 2016.

Year	Team	AVG	G	AB	R	H	2B	3B	HR	RBI	BB	SO	SB	CS	OBP	SLG	SF	SH	HB	E
2017	DSL Astros Orange (R)	.301	63	196	20	59	6	1	0	22	27	29	17	10	.384	.342	4	0	2	7
MINOR LEAGUE TOTALS		.301	63	196	20	59	6	1	0	22	27	29	17	10	.384	.342	4	0	2	7

MATTHEW MERRILL - RIGHT-HANDED PITCHER

Height: 6-4 **Weight:** 206 **Bats:** R **Throws:** R
Born: June 11, 1998 **Hometown:** Tulsa, OK
School: Homeschooled **Recommended/Signed By:** Jim Stevenson
How Obtained: Selected by the Astros in the 37th round of the June 2017 draft.

Year	Team	W	L	ERA	G	GS	CG	SHO	SV	IP	H	R	ER	HR	HB	BB	SO	WP	BK	AVG
2017	GCL Astros (R)	1	1	11.57	6	2	0	0	0	9.1	16	14	12	1	0	7	6	0	0	.381
MINOR LEAGUE TOTALS		1	1	11.57	6	2	0	0	0	9.1	16	14	12	1	0	7	6	0	0	.381

JAKE MEYERS - OUTFIELDER

Height: 6-0 **Weight:** 193 **Bats:** R **Throws:** L
Born: June 18, 1996 **Hometown:** Omaha, NE
School: University of Nebraska **Recommended/Signed By:** Mark Adair

How Obtained: Selected by the Astros in the 13th round of the June 2017 draft.

Year	Team	AVG	G	AB	R	H	2B	3B	HR	RBI	BB	SO	SB	CS	OBP	SLG	SF	SH	HB	E
2017	Greenville (R)	.207	42	135	17	28	4	0	3	10	12	30	11	2	.289	.304	1	0	4	2
MINOR LEAGUE TOTALS		.207	42	135	17	28	4	0	3	10	12	30	11	2	.289	.304	1	0	4	2

CRISTOFER MEZQUIA - LEFT-HANDED PITCHER

Height: 6-0 **Weight:** 175 **Bats:** L **Throws:** L
Born: June 6, 2000 - Santiago, DR **Hometown:** Santiago, DR
Recommended/Signed By: Oz Ocampo/Roman Ocumarez/Alfredo Ulloa

How Obtained: Signed by the Astros as a non-drafted free agent on July 2, 2017.

Year	Team	W	L	ERA	G	GS	CG	SHO	SV	IP	H	R	ER	HR	HB	BB	SO	WP	BK	AVG
2018 will be his first professional season																				

ARTURO MICHELENA - INFIELDER

Height: 5-11 **Weight:** 199 **Bats:** R **Throws:** R
Born: Oct. 15, 1994 - Maracaibo, VZ **Hometown:** Maracaibo, VZ
Recommended/Signed By: Felix Francisco/Oscar Alvarado/Daniel Acuna

How Obtained: Signed by the Astros as a non-drafted free agent on July 6, 2011.

Year	Team	AVG	G	AB	R	H	2B	3B	HR	RBI	BB	SO	SB	CS	OBP	SLG	SF	SH	HB	E
2012	DSL Astros (R)	.202	34	119	12	24	2	2	0	12	5	18	5	3	.234	.252	0	4	0	10
2013	DSL Astros (R)	.226	67	257	24	58	11	4	0	28	20	37	3	4	.284	.300	3	7	2	13
2014	GCL Astros (R)	.235	45	153	11	36	5	1	1	20	20	31	5	1	.320	.301	2	5	0	7
2015	Greenville (R)	.210	32	105	9	22	2	1	1	9	11	27	1	2	.286	.276	2	2	1	10
2016	Quad Cities (A)	.222	78	266	30	59	8	1	0	19	22	67	2	1	.285	.259	1	4	2	12
2017	Buies Creek (A)	.230	32	113	13	26	5	1	0	10	10	28	1	1	.298	.292	0	1	1	1
	Corpus Christi (AA)	.210	52	162	15	34	2	0	1	9	10	42	0	1	.263	.241	1	0	2	5
MINOR LEAGUE TOTALS		.220	340	1175	114	259	35	10	3	107	98	250	17	13	.283	.275	9	23	8	58



JEREMY MOLERO - RIGHT-HANDED PITCHER

Height: 6-2 **Weight:** 170 **Bats:** R **Throws:** R
Born: Nov. 8, 1999 - Carabobo, VZ **Hometown:** Carabobo, VZ
Recommended/Signed By: Oz Ocampo/Roman Ocumarez

How Obtained: Signed by the Astros as a non-drafted free agent on Aug. 23, 2017.

Year	Team	W	L	ERA	G	GS	CG	SHO	SV	IP	H	R	ER	HR	HB	BB	SO	WP	BK	AVG
2018 will be his first professional season																				

SALVADOR MONTANO - LEFT-HANDED PITCHER

Height: 6-3 **Weight:** 173 **Bats:** L **Throws:** L
Born: July 14, 1994 - San Cristobal, DR **Hometown:** San Cristobal, DR
Recommended/Signed By: Oz Ocampo/Rafael Belen

How Obtained: Signed by the Astros as a non-drafted free agent on Nov. 11, 2013.

Career Highlights: 2014: DSL Astros Pitcher of the Month, July...ranked second in the DSL in strikeouts.

Year	Team	W	L	ERA	G	GS	CG	SHO	SV	IP	H	R	ER	HR	HB	BB	SO	WP	BK	AVG
2014	DSL Astros Blue (R)	7	3	2.24	15	11	0	0	0	64.1	55	21	16	1	5	23	87	10	3	.236
2015	Greenville (R)	2	3	5.20	13	7	0	0	0	45.0	47	29	26	3	4	27	36	8	0	.261
2016	Greenville (R)	1	1	2.95	8	2	0	0	2	18.1	8	9	6	1	0	14	23	2	2	.129
	Tri-City (A)	2	0	5.25	5	0	0	0	0	12.0	7	8	7	0	1	23	13	3	1	.179
2017	Quad Cities (A)	8	4	2.89	36	0	0	0	5	53.0	35	21	17	2	3	41	68	4	1	.189
MINOR LEAGUE TOTALS		20	11	3.36	77	20	0	0	7	192.2	152	88	72	7	13	128	227	27	7	.217



ENMANUEL MORILLO - INFIELDER

Height: 6-0 **Weight:** 175 **Bats:** R **Throws:** R
Born: Dec. 6, 2000 - Santo Domingo, DR **Hometown:** Santo Domingo, DR
Recommended/Signed By: Oz Ocampo/Roman Ocumarez/Tom Shafer

How Obtained: Signed by the Astros as a non-drafted free agent on July 2, 2017.

Year	Team	AVG	G	AB	R	H	2B	3B	HR	RBI	BB	SO	SB	CS	OBP	SLG	SF	SH	HB	E
2018 will be his first professional season																				

KENDY MOYA - INFIELDER

Height: 5-10 **Weight:** 148 **Bats:** S **Throws:** R
Born: Dec. 14, 1998 - Santo Domingo, DR **Hometown:** Santo Domingo, DR
Recommended/Signed By: Oz Ocampo/Roman Ocumarez

How Obtained: Signed by the Astros as a non-drafted free agent on March 4, 2016.

Year	Team	AVG	G	AB	R	H	2B	3B	HR	RBI	BB	SO	SB	CS	OBP	SLG	SF	SH	HB	E
2016	DSL Astros Orange (R)	.223	58	179	33	40	8	3	0	17	42	43	9	8	.385	.302	0	1	5	15
2017	DSL Astros Blue (R)	.241	62	199	37	48	8	3	1	26	49	59	12	5	.400	.327	2	1	5	9
MINOR LEAGUE TOTALS		.233	120	378	70	88	16	6	1	43	91	102	21	13	.393	.315	2	2	10	24

PARKER MUSHINSKI - LEFT-HANDED PITCHER

Height: 6-0 **Weight:** 227 **Bats:** L **Throws:** L
Born: Nov. 22, 1995 **Hometown:** Argyle, TX
School: Texas Tech University **Recommended/Signed By:** Jim Stevenson
How Obtained: Selected by the Astros in the seventh round of the 2017 draft.

Year	Team	W	L	ERA	G	GS	CG	SHO	SV	IP	H	R	ER	HR	HB	BB	SO	WP	BK	AVG
2017	Tri-City (A)	3	1	3.60	13	3	0	0	0	30.0	22	14	12	1	4	19	40	7	0	.212
MINOR LEAGUE TOTALS		3	1	3.60	13	3	0	0	0	30.0	22	14	12	1	4	19	40	7	0	.212

JAVIER NAVAS - LEFT-HANDED PITCHER

Height: 5-11 **Weight:** 191 **Bats:** L **Throws:** L
Born: Feb. 3, 1998 - Cabimas, VZ **Hometown:** Lagunillas, VZ
Recommended/Signed By: Oz Ocampo/Oscar Alvarado/Daniel Acuña
How Obtained: Signed by the Astros as a non-drafted free agent on July 31, 2014.

Year	Team	W	L	ERA	G	GS	CG	SHO	SV	IP	H	R	ER	HR	HB	BB	SO	WP	BK	AVG
2015	DSL Astros Orange (R)	1	2	2.86	9	5	0	0	0	28.1	33	16	9	0	0	13	24	3	0	.297
2016	DSL Astros Blue (R)	2	2	2.79	12	7	0	0	1	42.0	35	19	13	0	5	23	45	3	1	.233
2017	Greenville (R)	0	0	3.00	1	0	0	0	0	3.0	2	2	1	1	0	1	2	2	0	.200
	GCL Astros (R)	1	3	4.20	11	4	0	0	0	30.0	30	22	14	2	1	24	24	3	1	.250
MINOR LEAGUE TOTALS		4	7	3.22	33	16	0	0	1	103.1	100	59	37	3	6	61	95	11	2	.256

FREUDIS NOVA - INFIELDER

Height: 6-1 **Weight:** 176 **Bats:** R **Throws:** R
Born: Jan. 12, 2000 - Azua, DR **Hometown:** Azua, DR
Recommended/Signed By: Oz Ocampo/Roman Ocumarez/Jose Lima
How Obtained: Signed by the Astros as a non-drafted free agent on July 2, 2016.

Year	Team	AVG	G	AB	R	H	2B	3B	HR	RBI	BB	SO	SB	CS	OBP	SLG	SF	SH	HB	E
2017	DSL Astros Orange (R)	.247	47	166	30	41	6	0	4	16	15	33	8	3	.342	.355	0	0	9	12
MINOR LEAGUE TOTALS		.247	47	166	30	41	6	0	4	16	15	33	8	3	.342	.355	0	0	9	12

ANTONIO NUNEZ - INFIELDER

Height: 5-9 **Weight:** 158 **Bats:** R **Throws:** R
Born: Jan. 10, 1993 - Brooklyn, NY **Hometown:** Brooklyn, NY
School: Western Oklahoma State College **Recommended/Signed By:** Jim Stevenson
How Obtained: Selected by the Astros in the 18th round of the June 2014 draft.

Year	Team	AVG	G	AB	R	H	2B	3B	HR	RBI	BB	SO	SB	CS	OBP	SLG	SF	SH	HB	E
2014	Greenville (R)	.190	52	158	25	30	6	1	0	10	36	26	2	3	.342	.241	1	7	1	8
	Tri-City (A)	.250	40	112	20	28	4	0	0	4	21	29	4	4	.378	.286	0	4	2	5
2016	2016	2016	2016	2016	2016	2016	2016	2016	2016	2016	2016	2016	2016	2016	2016	2016	2016	2016	2016	2016
	Lancaster (A)	.273	54	176	40	48	7	2	0	20	31	45	11	4	.378	.355	2	3	0	10
	Corpus Christi (AA)	.304	23	69	6	21	1	0	0	7	10	15	1	1	.402	.319	1	1	2	4
2017	Corpus Christi (AA)	.223	114	363	34	81	7	2	2	25	45	100	8	6	.316	.270	2	4	5	22
MINOR LEAGUE TOTALS		.233	312	969	143	226	26	5	2	71	164	236	35	21	.348	.277	6	22	10	56

CHAUNCEY NUNEZ - RIGHT-HANDED PITCHER

Height: 5-10 **Weight:** 167 **Bats:** R **Throws:** R
Born: Dec. 10, 1998 **Hometown:** Miami, FL
School: Doral Academy **Recommended/Signed By:** Charlie Gonzalez
How Obtained: Signed by the Astros as an undrafted free agent on June 19, 2017.

Year	Team	W	L	ERA	G	GS	CG	SHO	SV	IP	H	R	ER	HR	HB	BB	SO	WP	BK	AVG
2017	GCL Astros (R)	0	1	8.49	11	0	0	0	0	11.2	17	15	11	2	3	11	10	6	1	.340
MINOR LEAGUE TOTALS		0	1	8.49	11	0	0	0	0	11.2	17	15	11	2	3	11	10	6	1	.340

CHRIS NUNN - LEFT-HANDED PITCHER

Height: 6-5 **Weight:** 200 **Bats:** L **Throws:** L
Born: Oct. 5, 1990 - Cordova, TN **Hometown:** Memphis, TN
School: Lipscomb University **Recommended/Signed By:** Mark Conner (SD)
How Obtained: Selected by the Astros in the Triple A Phase of the 2017 Rule 5 Draft...signed a minor league contract with Milwaukee on April 20, 2017...signed by the Cubs to a minor league contract on Aug. 18, 2017...originally selected by the Padres in the 24th round of the 2012 draft.
Career Highlights: 2012: Northwest League Postseason All-Star.

Year	Team	W	L	ERA	G	GS	CG	SHO	SV	IP	H	R	ER	HR	HB	BB	SO	WP	BK	AVG
2012	AZL Padres (R)	1	0	4.50	1	0	0	0	0	2.0	2	1	1	0	0	0	4	0	0	.250
	Eugene (A)	3	0	0.57	24	0	0	0	3	31.1	18	2	2	0	0	19	45	2	0	.159
2013	Fort Wayne (A)	8	2	2.77	55	0	0	0	9	65.0	62	23	20	3	3	30	66	4	0	.259
2014	Lake Elsinore (A)	4	2	4.30	49	0	0	0	0	58.2	52	31	28	7	1	25	76	4	1	.234
2015	San Antonio (AA)	1	0	8.64	7	0	0	0	0	8.1	9	8	8	2	0	8	8	1	0	.273
	Lake Elsinore (A)	3	0	6.75	40	0	0	0	1	48.0	59	40	36	4	0	36	43	9	0	.307
2017	Tennessee (AA)	0	1	4.76	4	4	0	0	0	17.0	13	9	9	1	3	10	14	2	0	.206
MINOR LEAGUE TOTALS		20	5	4.06	180	4	0	0	13	230.1	215	114	104	17	8	128	256	22	1	.247

WENDER OBERTO - RIGHT-HANDED PITCHER

Height: 6-0 **Weight:** 192 **Bats:** R **Throws:** R
Born: Dec. 9, 1999 - Zulia, VZ **Hometown:** Zulia, VZ
Recommended/Signed By: Oz Ocampo/Roman Ocumarez/Tom Shafer/Daniel Acuna
How Obtained: Signed by the Astros as a non-drafted free agent on Nov. 17, 2016.

Year	Team	W	L	ERA	G	GS	CG	SHO	SV	IP	H	R	ER	HR	HB	BB	SO	WP	BK	AVG
2017	DSL Astros Orange (R)	1	1	3.29	10	5	0	0	1	27.1	25	11	10	0	0	16	36	3	2	.234
MINOR LEAGUE TOTALS		1	1	3.29	10	5	0	0	1	27.1	25	11	10	0	0	16	36	3	2	.234

ANGEL ORTEGA - RIGHT-HANDED PITCHER

Height: 5-11 **Weight:** 192 **Bats:** R **Throws:** R
Born: Nov. 18, 1999 - Bolivar, VZ **Hometown:** Bolivar, VZ
Recommended/Signed By: Oz Ocampo/Tom Shafer/Roman Ocumarez/Jose Barrios
How Obtained: Signed by the Astros as a non-drafted free agent on July 2, 2016.

Year	Team	W	L	ERA	G	GS	CG	SHO	SV	IP	H	R	ER	HR	HB	BB	SO	WP	BK	AVG
2017	DSL Astros Orange (R)	1	1	1.59	4	0	0	0	0	5.2	2	3	1	1	0	4	1	0	1	.100
	DSL Astros Blue (R)	2	2	1.53	6	2	0	0	0	17.2	9	5	3	0	1	8	12	1	0	.161
MINOR LEAGUE TOTALS		3	3	1.54	10	2	0	0	0	23.1	11	8	4	1	1	12	13	1	1	.145

MICHAEL PAPIERSKI - CATCHER

Height: 6-3 **Weight:** 222 **Bats:** S **Throws:** R
Born: Feb. 26, 1996 - Palos Heights, IL **Hometown:** Lemont, IL
School: Louisiana State University **Recommended/Signed By:** Travis Coleman
How Obtained: Selected by the Astros in the ninth round of the June 2017 draft.

Year	Team	AVG	G	AB	R	H	2B	3B	HR	RBI	BB	SO	SB	CS	OBP	SLG	SF	SH	HB	E
2017	Tri-City (A)	.198	37	121	18	24	5	1	5	18	30	29	3	1	.377	.380	2	0	6	2
MINOR LEAGUE TOTALS		.198	37	121	18	24	5	1	5	18	30	29	3	1	.377	.380	2	0	6	2

ENOLI PAREDES - RIGHT-HANDED PITCHER

Height: 5-11 **Weight:** 159 **Bats:** R **Throws:** R
Born: Sept. 28, 1995 - El Limon, DR **Hometown:** El Limon, DR
Recommended/Signed By: Oz Ocampo/Roman Ocumarez
How Obtained: Signed by the Astros as a non-drafted free agent on Oct. 15, 2015.
Career Highlights: 2017: Midwest League Midseason All-Star...2016: GCL Astros Player of the Month, August.

Year	Team	W	L	ERA	G	GS	CG	SHO	SV	IP	H	R	ER	HR	HB	BB	SO	WP	BK	AVG
2016	GCL Astros (R)	1	3	3.74	12	3	0	0	3	33.2	25	18	14	0	3	19	46	5	0	.207
2017	Quad Cities (A)	1	3	2.11	8	6	0	0	0	38.1	21	9	9	3	0	13	33	4	0	.163
MINOR LEAGUE TOTALS		2	6	2.88	20	9	0	0	3	72.0	46	27	23	3	3	32	79	9	0	.184

HANSEL PAULINO - RIGHT-HANDED PITCHER

Height: 6-2 **Weight:** 188 **Bats:** R **Throws:** R
Born: Jan. 3, 1996 - La Vega, DR **Hometown:** La Vega, DR
Recommended/Signed By: Oz Ocampo/Roman Ocumarez/Francis Mojica
How Obtained: Signed by the Astros as a non-drafted free agent on Jan. 27, 2014.

Year	Team	W	L	ERA	G	GS	CG	SHO	SV	IP	H	R	ER	HR	HB	BB	SO	WP	BK	AVG
2014	DSL Astros Blue (R)	0	1	54.00	1	0	0	0	0	0.1	3	3	2	0	0	2	0	1	0	1.000
	DSL Astros Orange (R)	0	0	10.13	5	0	0	0	0	5.1	10	10	6	0	0	13	5	4	0	.400
2015	DSL Astros Blue (R)	1	4	4.93	13	2	0	0	1	42.0	57	32	23	1	2	5	31	7	1	.320
2016	DSL Astros Orange (R)	0	0	2.25	3	3	0	0	0	12.0	5	3	3	0	3	4	10	1	0	.132
	GCL Astros (R)	1	1	5.04	12	1	0	0	2	30.1	37	22	17	1	3	14	33	7	0	.303
2017	Greenville (R)	4	3	3.48	13	10	0	0	0	54.1	53	27	21	5	4	15	54	8	1	.251
MINOR LEAGUE TOTALS		6	9	4.49	47	16	0	0	3	144.1	165	97	72	7	12	53	133	28	2	.286

LUIS PAYANO - OUTFIELDER

Height: 6-0 **Weight:** 180 **Bats:** R **Throws:** R
Born: May 12, 1996 - Santo Domingo, DR **Hometown:** Santo Domingo, DR
Recommended/Signed By: Felix Francisco/Rafael Belen
How Obtained: Signed by the Astros as a non-drafted free agent on July 3, 2012.

Year	Team	AVG	G	AB	R	H	2B	3B	HR	RBI	BB	SO	SB	CS	OBP	SLG	SF	SH	HB	E
2013	DSL Astros (R)	.226	69	270	44	61	13	3	3	32	35	64	10	8	.321	.330	3	3	4	5
2014	GCL Astros (R)	.257	42	140	18	36	6	2	5	18	12	47	4	9	.314	.436	1	6	0	2
2015	Greenville (R)	.243	36	103	15	25	8	0	2	13	9	36	0	5	.307	.379	1	1	1	4
2016	Tri-City (A)	-	1	0	0	0	0	0	0	0	0	0	0	0	-	-	0	0	0	0
	Greenville (R)	.228	38	127	18	29	1	1	6	16	7	31	7	3	.277	.394	4	1	3	5
2017	Tri-City (A)	.246	20	61	11	15	5	1	3	6	2	14	0	3	.281	.508	0	0	1	3
	Quad Cities (A)	.253	24	83	10	21	6	0	2	12	7	18	1	1	.326	.398	0	0	2	1
MINOR LEAGUE TOTALS		.230	230	784	116	187	39	7	21	97	72	210	22	29	.308	.386	9	13	11	20

PLAYER DEVELOPMENT

HECTOR PEREZ - RIGHT-HANDED PITCHER

Height: 6-3 **Weight:** 199 **Bats:** R **Throws:** R
Born: June 6, 1996 - Santo Domingo Oeste, DR **Hometown:** Santo Domingo Oeste, DR
Recommended/Signed By: Oz Ocampo/Roman Ocumarez/Leocadio Guevara
How Obtained: Signed by the Astros as a non-drafted free agent on July 7, 2014.



Career Highlights: 2016: New York-Penn League Pitcher of the Week, June 27-July 3...Tri-City Pitcher of the Month, July...2015: GCL Astros Pitcher of the Month, August...DSL Astros Pitcher of the Month, June.

Year	Team	W	L	ERA	G	GS	CG	SHO	SV	IP	H	R	ER	HR	HB	BB	SO	WP	BK	AVG
2015	DSL Astros Blue (R)	1	0	2.12	7	7	0	0	0	29.2	20	10	7	0	1	6	32	4	1	.185
	GCL Astros (R)	1	0	1.16	9	3	0	0	1	23.1	10	5	3	0	0	16	16	1	0	.135
	Greenville (R)	0	0	0.00	1	0	0	0	0	2.0	0	0	0	0	0	1	2	1	0	.000
2016	Tri-City (A)	2	0	1.57	7	3	0	0	0	28.2	19	5	5	0	0	12	36	5	0	.181
	Quad Cities (A)	2	1	4.60	7	7	0	0	0	31.1	28	20	16	1	0	22	44	5	0	.246
2017	Quad Cities (A)	1	1	2.50	4	3	0	0	0	18.0	9	5	5	2	0	11	24	2	0	.150
	Buies Creek (A)	6	5	3.63	21	14	0	0	2	89.1	69	49	36	6	6	67	104	12	0	.218
MINOR LEAGUE TOTALS		13	7	2.91	56	37	0	0	3	222.1	155	94	72	9	7	135	258	30	1	.198

JOE PEREZ - INFILDER

Height: 6-3 **Weight:** 212 **Bats:** R **Throws:** R
Born: Aug. 12, 1999 **Hometown:** SW Ranches, FL
School: Archbishop McCarthy HS (FL) **Recommended/Signed By:** Charlie Gonzalez
How Obtained: Selected by the Astros in the second round of the June 2017 draft.

Year	Team	AVG	G	AB	R	H	2B	3B	HR	RBI	BB	SO	SB	CS	OBP	SLG	SF	SH	HB	E	
2017																					
Did not play (injured)																					

KELVIN PEREZ - CATCHER

Height: 5-11 **Weight:** 202 **Bats:** R **Throws:** R
Born: Dec. 8, 1998 - Guarico, VZ **Hometown:** Guarico, VZ
Recommended/Signed By: Oz Ocampo/Roman Ocumarez
How Obtained: Signed by the Astros as a non-drafted free agent on June 13, 2016.

Year	Team	AVG	G	AB	R	H	2B	3B	HR	RBI	BB	SO	SB	CS	OBP	SLG	SF	SH	HB	E
2016	DSL Astros Orange (R)	.143	14	21	1	3	0	0	0	1	1	5	2	0	.208	.143	1	0	1	1
2017	DSL Astros Orange (R)	.216	40	102	12	22	3	0	0	13	6	16	0	1	.279	.245	0	0	3	4
MINOR LEAGUE TOTALS		.203	54	123	13	25	3	0	0	14	7	21	2	1	.267	.228	1	0	4	5

NATHAN PERRY - CATCHER

Height: 6-2 **Weight:** 216 **Bats:** L **Throws:** R
Born: July 7, 1999 **Hometown:** Spencer, VA
School: Bassett HS (VA) **Recommended/Signed By:** Tim Bittner
How Obtained: Selected by the Astros in the fifth round of the June 2017 draft.

Year	Team	AVG	G	AB	R	H	2B	3B	HR	RBI	BB	SO	SB	CS	OBP	SLG	SF	SH	HB	E
2017	GCL Astros (R)	.229	27	70	4	16	3	0	2	11	10	14	0	0	.325	.357	2	0	1	0
MINOR LEAGUE TOTALS		.229	27	70	4	16	3	0	2	11	10	14	0	0	.325	.357	2	0	1	0

ERASMO PINALES - RIGHT-HANDED PITCHER

Height: 5-11 **Weight:** 223 **Bats:** R **Throws:** R
Born: Nov. 25, 1994 - La Vega, DR **Hometown:** La Vega, DR
Recommended/Signed By: Oz Ocampo/Rafael Belen
How Obtained: Signed by the Astros as a non-drafted free agent on May 15, 2013.



Career Highlights: 2015: Greenville Pitcher of the Month, July...2014: DSL Midseason All-Star...DSL Astros Blue Team MVP...DSL Astros Pitcher of the Month, June and August.

Year	Team	W	L	ERA	G	GS	CG	SHO	SV	IP	H	R	ER	HR	HB	BB	SO	WP	BK	AVG
2013	DSL Astros (R)	0	0	13.50	1	0	0	0	0	0.2	1	1	0	0	0	2	0	0	0	.500
2014	DSL Astros Blue (R)	3	1	1.95	12	12	0	0	0	60.0	40	16	13	1	5	14	47	5	0	.185
	DSL Astros Orange (R)	0	0	3.09	3	2	0	0	0	11.2	10	7	4	1	0	4	16	3	0	.222
2015	Greenville (R)	1	0	1.93	9	5	0	0	0	32.2	22	9	7	0	4	10	33	3	1	.188
2016	Tri-City (A)	2	3	3.38	12	4	0	0	0	37.1	29	15	14	3	2	21	38	3	0	.210
2017	Quad Cities (A)	3	1	3.32	21	0	0	0	6	38.0	28	16	14	2	1	17	36	3	0	.209
	Buies Creek (A)	1	2	3.52	12	0	0	0	0	23.0	15	9	9	1	3	9	27	3	1	.181
MINOR LEAGUE TOTALS		10	7	2.74	70	23	0	0	6	203.1	145	73	62	8	15	77	197	19	2	.197

ANDY PINEDA - OUTFIELDER

Height: 6-1 **Weight:** 167 **Bats:** L **Throws:** R
Born: Nov. 11, 1996 - Azua, DR **Hometown:** Azua, DR
Recommended/Signed By: Oz Ocampo/Roman Ocumarez
How Obtained: Signed by the Astros as a non-drafted free agent on March 7, 2014.

Career Highlights: 2017: New York-Penn League Midseason All-Star...2015: DSL Astros Player of the Month, August.

Year	Team	AVG	G	AB	R	H	2B	3B	HR	RBI	BB	SO	SB	CS	OBP	SLG	SF	SH	HB	E
2014	DSL Astros Orange (R)	.351	18	57	11	20	1	2	0	4	13	11	7	5	.493	.439	0	2	3	0
	DSL Astros Blue (R)	.253	47	158	26	40	0	1	0	12	17	43	16	7	.341	.266	2	6	5	3
2015	DSL Astros Blue (R)	.293	69	249	51	73	10	4	1	29	46	44	30	16	.417	.378	3	13	9	5
2016	GCL Astros (R)	.262	38	141	17	37	5	0	0	6	9	24	16	5	.316	.298	0	3	2	1
	Tri-City (A)	.400	2	5	0	2	0	0	0	0	0	0	2	0	.400	.400	0	0	0	0
2017	Tri-City (A)	.222	51	158	20	35	2	7	1	16	8	37	19	1	.259	.342	0	5	0	3
MINOR LEAGUE TOTALS		.270	225	768	125	207	18	14	2	67	93	159	90	34	.360	.337	5	29	19	12

JUAN PINEDA - INFIELDER

Height: 5-10 **Weight:** 181 **Bats:** R **Throws:** R
Born: Jan. 31, 1998 - Santiago, PAN **Hometown:** Santiago, PAN

Recommended/Signed By: Oz Ocampo/Carlos Gonzalez

How Obtained: Signed by the Astros as a non-drafted free agent on July 2, 2014.

Year	Team	AVG	G	AB	R	H	2B	3B	HR	RBI	BB	SO	SB	CS	OBP	SLG	SF	SH	HB	E
2015	DSL Astros Blue (R)	.293	19	58	12	17	3	0	0	6	9	6	3	1	.406	.345	0	0	2	1
2016	DSL Astros Blue (R)	.314	11	35	3	11	2	0	0	6	2	7	0	1	.341	.371	3	0	1	1
	GCL Astros (R)	.233	27	86	5	20	5	1	0	11	4	15	2	1	.305	.314	0	0	5	6
2017	Greenville (R)	.286	14	56	10	16	1	0	1	8	3	9	1	1	.344	.357	0	1	2	0
	GCL Astros (R)	.261	36	134	12	35	8	3	2	20	3	19	2	1	.292	.410	3	0	4	11
MINOR LEAGUE TOTALS		.268	107	369	42	99	19	4	3	51	21	56	8	5	.327	.366	6	1	14	19

FRANKLIN PINTO - OUTFIELDER

Height: 6-1 **Weight:** 160 **Bats:** R **Throws:** R
Born: April 26, 2001 - Carabobo, VZ **Hometown:** Carabobo, VZ

Recommended/Signed By: Oz Ocampo/Enrique Brito

How Obtained: Signed by the Astros as a non-drafted free agent on July 2, 2017.

Year	Team	AVG	G	AB	R	H	2B	3B	HR	RBI	BB	SO	SB	CS	OBP	SLG	SF	SH	HB	E
2018 will be his first professional season																				

NOEL PINTO - LEFT-HANDED PITCHER

Height: 6-2 **Weight:** 231 **Bats:** L **Throws:** L
Born: Dec. 26, 1995 - Yabucoa, PR **Hometown:** Yabucoa, PR

School: Connors State College

Recommended/Signed By: Jim Stevenson

How Obtained: Selected by the Astros in the 34th round of the June 2017 draft.

Year	Team	W	L	ERA	G	GS	CG	SHO	SV	IP	H	R	ER	HR	HB	BB	SO	WP	BK	AVG
2017	Greenville (R)	0	1	5.00	7	3	0	0	0	9.0	9	6	5	0	0	6	11	1	0	.257
MINOR LEAGUE TOTALS		0	1	5.00	7	3	0	0	0	9.0	9	6	5	0	0	6	11	1	0	.257

ANTONIO PUJOLS - LEFT-HANDED PITCHER

Height: 6-3 **Weight:** 220 **Bats:** L **Throws:** L
Born: Jan. 27, 1998 - San Jose de Ocoa, DR **Hometown:** Santo Domingo, DR

Recommended/Signed By: Oz Ocampo/Tom Shafer/Leocadio Guevara

How Obtained: Signed by the Astros as a non-drafted free agent on Sept. 26, 2016.

Year	Team	W	L	ERA	G	GS	CG	SHO	SV	IP	H	R	ER	HR	HB	BB	SO	WP	BK	AVG
2017	DSL Astros Blue (R)	4	2	1.65	14	6	0	0	0	54.2	35	13	10	2	0	16	49	4	4	.186
MINOR LEAGUE TOTALS		4	2	1.65	14	6	0	0	0	54.2	35	13	10	2	0	16	49	4	4	.186

YOANYS QUILA - RIGHT-HANDED PITCHER

Height: 6-3 **Weight:** 235 **Bats:** R **Throws:** R
Born: Jan. 15, 1994 - Mayari, Cuba **Hometown:** San Pedro de Macoris, DR

Recommended/Signed By: Charlie Gonzalez

How Obtained: Signed by the Astros as a non-drafted free agent on June 8, 2015.

Career Highlights: 2017: Carolina League Midseason All-Star.

Year	Team	W	L	ERA	G	GS	CG	SHO	SV	IP	H	R	ER	HR	HB	BB	SO	WP	BK	AVG
2015	DSL Astros Blue (R)	2	0	1.54	9	4	0	0	0	35.0	26	6	6	1	0	9	34	7	0	.208
2016	Quad Cities (A)	2	12	5.10	19	16	0	0	0	97.0	112	64	55	10	8	23	60	8	1	.289
2017	Buies Creek (A)	5	1	2.31	12	7	0	0	0	58.1	40	17	15	3	4	13	59	0	0	.190
	Corpus Christi (AA)	4	4	2.86	12	7	0	0	0	50.1	65	26	16	3	1	11	33	2	0	.302
MINOR LEAGUE TOTALS		13	17	3.44	52	34	0	0	0	240.2	243	113	92	17	13	56	186	17	1	.259



LORENZO QUINTANA - CATCHER

Height: 5-10 **Weight:** 198 **Bats:** R **Throws:** R
Born: March 1, 1989 - Pinar Del Rio, Cuba **Hometown:** Santo Domingo, DR

Recommended/Signed By: Charlie Gonzalez

How Obtained: Signed by the Astros as a non-drafted free agent on Oct. 5, 2017.

Year	Team	AVG	G	AB	R	H	2B	3B	HR	RBI	BB	SO	SB	CS	OBP	SLG	SF	SH	HB	E
2018 will be his first professional season																				

CARLOS QUINTERO - RIGHT-HANDED PITCHER

Height: 6-3 **Weight:** 253 **Bats:** R **Throws:** R
Born: Jan. 11, 2000 - Zulia, VZ **Hometown:** Zulia, VZ

Recommended/Signed By: Oz Ocampo/Daniel Acuna

How Obtained: Signed by the Astros as a non-drafted free agent on Dec. 20, 2016.

Year	Team	W	L	ERA	G	GS	CG	SHO	SV	IP	H	R	ER	HR	HB	BB	SO	WP	BK	AVG
2017	DSL Astros Orange (R)	0	1	27.00	1	0	0	0	0	0.2	1	6	2	0	0	4	1	1	0	.250
MINOR LEAGUE TOTALS		0	1	27.00	1	0	0	0	0	0.2	1	6	2	0	0	4	1	1	0	.250

PLAYER DEVELOPMENT

RONNY RAFAEL - OUTFIELDER

Height: 6-2 **Weight:** 217 **Bats:** R **Throws:** R
Born: Oct. 14, 1997 - Santo Domingo Este, DR **Hometown:** Santo Domingo Este, DR
Recommended/Signed By: Oz Ocampo/Roman Ocumarez/Rafael Belen
How Obtained: Signed by the Astros as a non-drafted free agent on July 2, 2014.

Year	Team	AVG	G	AB	R	H	2B	3B	HR	RBI	BB	SO	SB	CS	OBP	SLG	SF	SH	HB	E
2015	DSL Astros Orange (R)	.180	50	178	26	32	11	1	1	10	13	77	3	1	.259	.270	0	1	6	4
2016	DSL Astros Blue (R)	.190	43	126	15	24	4	1	1	10	18	55	5	4	.333	.262	0	5	9	2
2017	DSL Astros Blue (R)	.224	12	49	11	11	4	0	3	10	6	19	1	0	.345	.490	0	0	3	0
	GCL Astros (R)	.125	28	72	6	9	2	1	1	9	12	32	0	0	.253	.222	2	0	1	1
MINOR LEAGUE TOTALS		.179	133	425	58	76	21	3	6	39	49	183	9	5	.291	.285	2	6	19	7

JUAN RAMIREZ - OUTFIELDER

Height: 5-9 **Weight:** 171 **Bats:** L **Throws:** L
Born: April 9, 1999 - Santo Domingo, DR **Hometown:** Santo Domingo, DR
Recommended/Signed By: Ramon Perez/Carlos Santana (DET)
How Obtained: Acquired by the Astros from the Tigers as a PTBNL along with RHP Justin Verlander in exchange for OF Daz Cameron, RHP Franklin Perez and C Jake Rogers on Aug. 31, 2017...named on Oct. 13, 2017...originally signed by the Tigers as a non-drafted free agent on July 2, 2015.

Year	Team	AVG	G	AB	R	H	2B	3B	HR	RBI	BB	SO	SB	CS	OBP	SLG	SF	SH	HB	E
2016	DSL Tigers (R)	.297	57	222	44	66	12	5	0	29	39	21	7	5	.408	.396	1	2	3	1
2017	GCL Tigers West (R)	.301	46	163	30	49	6	2	0	10	20	14	11	7	.385	.362	1	1	3	2
MINOR LEAGUE TOTALS		.299	103	385	74	115	18	7	0	39	59	35	18	12	.398	.382	2	3	6	3

MANNY RAMIREZ - RIGHT-HANDED PITCHER

Height: 5-11 **Weight:** 176 **Bats:** R **Throws:** R
Born: Nov. 21, 1999 - Santo Domingo, DR **Hometown:** Villa Mella, DR
Recommended/Signed By: Oz Ocampo/Roman Ocumarez/Leocadio Guevara
How Obtained: Signed by the Astros as a non-drafted free agent on July 2, 2017.

Year	Team	W	L	ERA	G	GS	CG	SHO	SV	IP	H	R	ER	HR	HB	BB	SO	WP	BK	AVG
2017	DSL Astros Blue (R)	2	1	3.44	8	1	0	0	0	18.1	14	9	7	0	5	12	18	2	0	.226
MINOR LEAGUE TOTALS		2	1	3.44	8	1	0	0	0	18.1	14	9	7	0	5	12	18	2	0	.226

YEURIS RAMIREZ - INFIELDER

Height: 6-0 **Weight:** 186 **Bats:** R **Throws:** R
Born: Nov. 28, 1998 - Santo Domingo Este, DR **Hometown:** Santo Domingo, DR
Recommended/Signed By: Oz Ocampo/Charlie Gonzalez/Roman Ocumarez/Leocadio Guevara
How Obtained: Signed by the Astros as a non-drafted free agent on July 2, 2015.

Year	Team	AVG	G	AB	R	H	2B	3B	HR	RBI	BB	SO	SB	CS	OBP	SLG	SF	SH	HB	E
2016	DSL Astros Orange (R)	.178	40	118	14	21	5	2	0	5	18	38	11	2	.312	.254	0	1	5	15
2017	DSL Astros Blue (R)	.219	57	178	31	39	10	1	3	29	35	54	4	5	.397	.337	1	0	18	9
MINOR LEAGUE TOTALS		.203	97	296	45	60	15	3	3	34	53	92	15	7	.365	.304	1	1	23	24

YOHAN RAMIREZ - RIGHT-HANDED PITCHER

Height: 6-4 **Weight:** 202 **Bats:** R **Throws:** R
Born: May 6, 1995 - Santo Domingo, DR **Hometown:** Santo Domingo, DR
Recommended/Signed By: Oz Ocampo/Roman Ocumarez/David Brito
How Obtained: Signed by the Astros as a non-drafted free agent on June 15, 2016.

Year	Team	W	L	ERA	G	GS	CG	SHO	SV	IP	H	R	ER	HR	HB	BB	SO	WP	BK	AVG
2016	DSL Astros Orange (R)	1	1	2.39	10	4	0	0	1	26.1	20	9	7	0	1	12	15	9	0	.196
	GCL Astros (R)	1	0	2.25	2	0	0	0	0	4.0	5	3	1	0	1	2	3	1	0	.313
2017	Buies Creek (A)	0	0	1.80	2	0	0	0	1	5.0	5	1	1	0	0	1	4	0	0	.263
	Corpus Christi (AA)	0	0	1.93	1	1	0	0	0	4.2	3	1	1	0	1	8	0	0	0	.188
	Quad Cities (A)	4	5	5.07	17	10	0	0	1	65.2	59	40	37	4	12	44	53	7	0	.248
MINOR LEAGUE TOTALS		6	6	4.00	32	15	0	0	3	105.2	92	54	47	5	14	60	83	17	0	.235

FABRICIO REINA - RIGHT-HANDED PITCHER

Height: 6-3 **Weight:** 185 **Bats:** R **Throws:** R
Born: Feb. 26, 2000 - Aragua, VZ **Hometown:** Aragua, VZ
Recommended/Signed By: Oz Ocampo/David Brito/Carlos Barrios
How Obtained: Signed by the Astros as a non-drafted free agent on June 24, 2017.

Year	Team	W	L	ERA	G	GS	CG	SHO	SV	IP	H	R	ER	HR	HB	BB	SO	WP	BK	AVG
2017	DSL Astros Blue (R)	0	0	8.31	4	1	0	0	0	8.2	7	10	8	0	1	7	7	3	0	.212
	DSL Astros Orange (R)	1	2	7.64	11	2	0	0	0	33.0	32	31	28	2	2	25	31	4	0	.269
MINOR LEAGUE TOTALS		1	2	7.78	15	3	0	0	0	41.2	39	41	36	2	3	32	38	7	0	.257

JAMIE RITCHIE - CATCHER

See Non-Roster Bio

JOSE RIVERA - RIGHT-HANDED PITCHER

Height: 6-3 **Weight:** 163 **Bats:** R **Throws:** R
Born: Feb. 14, 1997 - San Cristobal, DR **Hometown:** San Cristobal, DR
Recommended/Signed By: Oz Ocampo/Roman Ocumarez/Leocadio Guevara

How Obtained: Signed by the Astros as a non-drafted free agent on Oct. 19, 2016

Year	Team	W	L	ERA	G	GS	CG	SHO	SV	IP	H	R	ER	HR	HB	BB	SO	WP	BK	AVG
2017	DSL Astros Orange (R)	2	3	3.44	12	5	0	0	0	36.2	20	17	14	3	1	24	37	7	1	.157
MINOR LEAGUE TOTALS		2	3	3.44	12	5	0	0	0	36.2	20	17	14	3	1	24	37	7	1	.157

JULIO ROBAINA - LEFT-HANDED PITCHER

Height: 5-11 **Weight:** 170 **Bats:** L **Throws:** L
Born: March 23, 2001 - La Habana, Cuba **Hometown:** La Habana, Cuba

Recommended/Signed By: Charlie Gonzalez

How Obtained: Signed by the Astros as a non-drafted free agent on Sept. 22, 2017.

Year	Team	W	L	ERA	G	GS	CG	SHO	SV	IP	H	R	ER	HR	HB	BB	SO	WP	BK	AVG
2018 will be his first professional season																				

CHUCKIE ROBINSON - CATCHER

Height: 5-11 **Weight:** 217 **Bats:** R **Throws:** R
Born: Dec. 14, 1994 - Danville, IL **Hometown:** Danville, IL

School: University of Southern Mississippi

Recommended/Signed By: Justin Cryer

How Obtained: Selected by the Astros in the 21st round of the June 2016 draft.

Career Highlights: 2017: Midwest League Midseason and Postseason All-Star. 2016: New York-Penn League Midseason All-Star.

Year	Team	AVG	G	AB	R	H	2B	3B	HR	RBI	BB	SO	SB	CS	OBP	SLG	SF	SH	HB	E
2016	Tri-City (A)	.275	45	160	25	44	13	0	2	18	19	48	0	1	.359	.394	0	2	2	3
2017	Quad Cities (A)	.274	108	430	69	118	32	2	15	77	31	98	7	1	.330	.463	1	0	5	4
MINOR LEAGUE TOTALS		.275	153	590	94	162	45	2	17	95	50	146	7	2	.338	.444	1	2	7	7



JUAN ROBLES - RIGHT-HANDED PITCHER

Height: 6-0 **Weight:** 224 **Bats:** R **Throws:** R
Born: Nov. 6, 1997 - Navojoa, MEX **Hometown:** Bacabampo, MEX

Recommended/Signed By: Oz Ocampo/Carlos Alfonso/Francis Mojica

How Obtained: Signed by the Astros as a non-drafted free agent on July 19, 2014.

Career Highlights: 2015: DSL Astros Pitcher of the Month, June.

Year	Team	W	L	ERA	G	GS	CG	SHO	SV	IP	H	R	ER	HR	HB	BB	SO	WP	BK	AVG
2015	DSL Astros Orange (R)	1	1	1.49	9	9	0	0	0	36.1	29	14	6	0	5	12	39	3	1	.215
	GCL Astros (R)	1	1	1.80	6	2	0	0	0	15.0	12	3	3	1	0	4	15	1	1	.214
	Quad Cities (A)	0	0	5.40	2	0	0	0	0	3.1	2	2	2	0	0	5	2	1	0	.167
2016	GCL Astros (R)	1	1	2.29	6	2	0	0	0	19.2	13	7	5	2	0	6	20	1	0	.186
	Greenville (R)	0	0	0.00	2	1	0	0	1	7.0	7	0	0	0	0	1	6	0	0	.269
2017	Greenville (R)	1	0	5.19	2	1	0	0	0	8.2	10	5	5	0	3	2	15	1	0	.286
	Tri-City (A)	1	2	4.64	12	6	0	0	0	42.2	44	26	22	3	3	22	46	4	0	.267
MINOR LEAGUE TOTALS		5	5	2.92	39	21	0	0	1	132.2	117	57	43	6	11	52	143	11	2	.234

ELIAN RODRIGUEZ - RIGHT-HANDED PITCHER

Height: 6-4 **Weight:** 193 **Bats:** R **Throws:** R
Born: March 10, 1997 - Camaguey, Cuba **Hometown:** Santo Domingo, DR

Recommended/Signed By: Charlie Gonzalez

How Obtained: Signed by the Astros as a non-drafted free agent on June 13, 2017.

Year	Team	W	L	ERA	G	GS	CG	SHO	SV	IP	H	R	ER	HR	HB	BB	SO	WP	BK	AVG
2017	DSL Astros Orange (R)	0	3	7.46	9	9	0	0	0	25.1	26	23	21	1	7	30	19	12	1	.313
MINOR LEAGUE TOTALS		0	3	7.46	9	9	0	0	0	25.1	26	23	21	1	7	30	19	12	1	.313

LEOVANNY RODRIGUEZ - RIGHT-HANDED PITCHER

Height: 6-0 **Weight:** 179 **Bats:** R **Throws:** R
Born: June 13, 1996 - Santiago, DR **Hometown:** Santiago, DR

Recommended/Signed By: Oz Ocampo/Roman Ocumarez

How Obtained: Signed by the Astros as a non-drafted free agent on June 10, 2015.

Year	Team	W	L	ERA	G	GS	CG	SHO	SV	IP	H	R	ER	HR	HB	BB	SO	WP	BK	AVG
2015	DSL Astros Blue (R)	1	3	3.26	10	10	0	0	0	38.2	37	21	14	0	2	11	27	4	0	.243
2016	DSL Astros Blue (R)	1	0	0.63	3	3	0	0	0	14.1	8	1	1	0	0	2	15	0	0	.167
	GCL Astros (R)	2	6	6.75	12	6	0	0	1	36.0	50	31	27	2	1	12	31	3	0	.321
2017	Tri-City (A)	1	0	3.63	6	4	0	0	0	22.1	23	10	9	1	2	6	25	1	0	.264
	Greenville (R)	3	0	2.50	8	6	0	0	0	36.0	35	11	10	3	2	6	34	1	0	.252
MINOR LEAGUE TOTALS		8	9	3.73	39	29	0	0	1	147.1	153	74	61	6	7	37	132	9	0	.263

NERIO RODRIGUEZ - CATCHER

Height: 6-2 **Weight:** 216 **Bats:** R **Throws:** R
Born: Sept. 21, 1999 - New York, NY **Hometown:** Santo Domingo, DR

Recommended/Signed By: Oz Ocampo/Charlie Gonzalez/Roman Ocumarez

How Obtained: Signed by the Astros as a non-drafted free agent on July 2, 2016.

Year	Team	AVG	G	AB	R	H	2B	3B	HR	RBI	BB	SO	SB	CS	OBP	SLG	SF	SH	HB	E
2017	DSL Astros Blue (R)	.203	44	153	27	31	10	0	4	23	24	55	1	0	.306	.346	5	0	1	3
MINOR LEAGUE TOTALS		.203	44	153	27	31	10	0	4	23	24	55	1	0	.306	.346	5	0	1	3

NIVALDO RODRIGUEZ - RIGHT-HANDED PITCHER

Height: 6-1 **Weight:** 201 **Bats:** R **Throws:** R
Born: April 16, 1997 - Carabobo, VZ **Hometown:** Lara, VZ

Recommended/Signed By: Oz Ocampo/Tom Shafer/Roman Ocumarez

How Obtained: Signed by the Astros as a non-drafted free agent on June 13, 2016.

Year	Team	W	L	ERA	G	GS	CG	SHO	SV	IP	H	R	ER	HR	HB	BB	SO	WP	BK	AVG
2016	DSL Astros Orange (R)	1	0	1.17	5	0	0	0	0	7.2	6	2	1	0	0	4	8	2	0	.194
2017	DSL Astros Blue (R)	3	0	0.35	6	4	0	0	1	26.0	17	4	1	0	0	6	29	3	0	.181
	GCL Astros (R)	1	2	3.48	9	3	0	0	0	31.0	32	15	12	1	2	11	34	2	1	.267
MINOR LEAGUE TOTALS		5	2	1.95	20	7	0	0	1	64.2	55	21	14	1	3	21	71	7	1	.224

RAMIRO RODRIGUEZ - OUTFIELDER

Height: 5-10 **Weight:** 159 **Bats:** L **Throws:** L
Born: Feb. 2, 1998 - Las Tablas, PAN **Hometown:** Las Tablas, PAN

Recommended/Signed By: Oz Ocampo/Carlos Gonzalez

How Obtained: Signed by the Astros as a non-drafted free agent on Oct. 14, 2015.

Year	Team	AVG	G	AB	R	H	2B	3B	HR	RBI	BB	SO	SB	CS	OBP	SLG	SF	SH	HB	E
2016	DSL Astros Orange (R)	.222	58	180	34	40	4	6	3	25	31	26	4	6	.359	.361	3	6	9	2
2017	DSL Astros Orange (R)	.341	49	164	33	56	8	3	5	23	27	18	8	7	.449	.518	1	0	6	3
	GCL Astros (R)	.300	9	30	4	9	3	0	0	1	3	5	0	0	.382	.400	0	0	1	0
MINOR LEAGUE TOTALS		.281	116	374	71	105	15	9	8	49	61	49	12	13	.400	.433	4	6	16	5

JOSH ROJAS - INFIELDER

Height: 6-1 **Weight:** 193 **Bats:** L **Throws:** R
Born: June 30, 1994 - Litchfield Park, AZ **Hometown:** Litchfield Park, AZ
School: University of Hawaii **Recommended/Signed By:** Ryan Leake

How Obtained: Selected by the Astros in the 26th round of the June 2017 draft.

Career Highlights: 2017: Midwest League Player of the Week, July 23.

Year	Team	AVG	G	AB	R	H	2B	3B	HR	RBI	BB	SO	SB	CS	OBP	SLG	SF	SH	HB	E
2017	Quad Cities (A)	.256	52	195	33	50	5	5	10	40	15	43	0	0	.306	.487	7	0	2	5
	Fresno (AAA)	.333	4	12	2	4	0	0	0	0	4	3	0	0	.500	.333	0	0	0	0
MINOR LEAGUE TOTALS		.261	56	207	35	54	5	5	10	40	19	46	0	0	.319	.478	7	0	2	5

CESAR ROSADO - RIGHT-HANDED PITCHER

Height: 6-1 **Weight:** 190 **Bats:** R **Throws:** R
Born: June 22, 1996 - Santo Domingo Centro, DR **Hometown:** Santo Domingo Este, DR
Recommended/Signed By: Oz Ocampo/Roman Ocumarez

How Obtained: Signed by the Astros as a non-drafted free agent on Dec. 3, 2014.

Year	Team	W	L	ERA	G	GS	CG	SHO	SV	IP	H	R	ER	HR	HB	BB	SO	WP	BK	AVG
2015	DSL Astros Orange (R)	4	3	2.76	14	4	0	0	1	45.2	35	19	14	1	8	24	46	7	0	.217
2016	DSL Astros Orange (R)	0	1	0.82	3	3	0	0	0	11.0	11	5	1	0	1	5	11	1	0	.244
	GCL Astros (R)	3	3	3.00	12	6	0	0	0	39.0	32	15	13	0	6	18	41	4	0	.222
2017	Tri-City (A)	1	0	0.00	2	2	0	0	0	10.0	2	0	0	0	1	1	13	0	0	.063
	Quad Cities (A)	3	2	6.16	7	3	0	0	0	19.0	16	14	13	2	1	14	18	0	1	.235
MINOR LEAGUE TOTALS		11	9	2.96	38	18	0	0	1	124.2	96	53	41	3	17	62	129	12	1	.213

MATT RUPPENTHAL - RIGHT-HANDED PITCHER

Height: 6-4 **Weight:** 237 **Bats:** R **Throws:** R
Born: Oct. 21, 1995 - Pontiac, MI **Hometown:** Bloomfield Hills, MI
School: Vanderbilt University **Recommended/Signed By:** Nick Venuto

How Obtained: Selected by the Astros in the 17th round of the June 2017 draft.

Year	Team	W	L	ERA	G	GS	CG	SHO	SV	IP	H	R	ER	HR	HB	BB	SO	WP	BK	AVG
2017	Tri-City (A)	2	1	3.04	8	7	0	0	0	23.2	25	8	8	1	0	8	29	5	0	.281
MINOR LEAGUE TOTALS		2	1	3.04	8	7	0	0	0	23.2	25	8	8	1	0	8	29	5	0	.281

ABDIEL SALDANA - RIGHT-HANDED PITCHER

Height: 5-11 **Weight:** 241 **Bats:** R **Throws:** R
Born: March 13, 1996 - David, PAN **Hometown:** David, PAN

Recommended/Signed By: Oz Ocampo/Carlos Gonzalez

How Obtained: Signed by the Astros as a non-drafted free agent on Oct. 21, 2013.

Career Highlights: 2016: Tri-City Pitcher of the Month, August.

Year	Team	W	L	ERA	G	GS	CG	SHO	SV	IP	H	R	ER	HR	HB	BB	SO	WP	BK	AVG
2014	DSL Astros Blue (R)	1	0	0.00	2	0	0	0	0	5.0	3	0	0	0	0	3	3	0	0	.176
	DSL Astros Orange (R)	3	1	3.83	13	4	0	0	1	44.2	43	25	19	3	4	12	41	6	0	.249
2015	GCL Astros (R)	0	4	7.01	16	2	0	0	1	25.2	25	21	20	2	0	20	16	3	2	.266
2016	Greenville (R)	1	0	2.74	9	3	0	0	1	23.0	19	7	7	0	2	7	34	2	0	.224
	Tri-City (A)	0	1	1.33	6	2	0	0	1	20.1	15	3	3	0	1	2	24	0	0	.200
	Quad Cities (A)	0	0	2.25	1	1	0	0	0	4.0	3	1	1	0	0	3	4	1	0	.214
2017	Quad Cities (A)	5	2	2.97	25	5	0	0	2	75.2	76	28	25	4	2	27	73	3	0	.261
	Busies Creek (A)	2	1	5.52	4	3	0	0	0	14.2	13	9	9	1	0	7	13	0	0	.245
MINOR LEAGUE TOTALS		12	9	3.55	76	20	0	0	6	213.0	197	94	84	10	9	81	208	15	2	.246



CARLOS SANABRIA - RIGHT-HANDED PITCHER

Height: 6-0 **Weight:** 194 **Bats:** R **Throws:** R
Born: Jan. 24, 1997 - La Victoria, VZ **Hometown:** Maracay, VZ
Recommended/Signed By: Oz Ocampo/Oscar Alvarado
How Obtained: Signed by the Astros as a non-drafted free agent on March 7, 2014.

Year	Team	W	L	ERA	G	GS	CG	SHO	SV	IP	H	R	ER	HR	HB	BB	SO	WP	BK	AVG
2014	DSL Astros Blue (R)	0	0	0.00	4	0	0	0	0	4.2	3	1	0	0	1	4	4	1	0	.188
	DSL Astros Orange (R)	2	2	3.21	11	3	0	0	0	33.2	41	22	12	0	2	14	21	4	0	.301
2015	GCL Astros (R)	2	5	4.71	15	7	0	0	0	49.2	51	31	26	3	1	20	31	9	3	.271
	Greeneville (R)	1	2	3.81	12	6	0	0	0	52.0	42	27	22	3	0	12	46	6	3	.221
2016	Tri-City (A)	1	1	3.18	3	2	0	0	0	11.1	12	6	4	1	0	3	11	0	0	.267
	Quad Cities (A)	4	4	4.46	19	12	0	0	2	80.2	75	44	40	6	2	47	78	8	2	.246
MINOR LEAGUE TOTALS		10	14	4.03	64	30	0	0	2	232.0	224	131	104	13	6	100	191	28	8	.255

RHANDALL SANCHEZ - CATCHER

Height: 6-1 **Weight:** 201 **Bats:** R **Throws:** R
Born: Nov. 29, 1998 - Panama, PAN **Hometown:** Panama, PAN
Recommended/Signed By: Oz Ocampo/Carlos Gonzalez
How Obtained: Signed by the Astros as a non-drafted free agent on May 26, 2016.

Year	Team	AVG	G	AB	R	H	2B	3B	HR	RBI	BB	SO	SB	CS	OBP	SLG	SF	SH	HB	E
2016	DSL Astros Blue (R)	.250	7	4	1	1	0	0	0	0	2	2	0	0	.500	.250	0	0	0	0
2017	DSL Astros Blue (R)	.233	52	176	24	41	9	0	0	29	15	37	3	0	.296	.284	3	1	2	5
MINOR LEAGUE TOTALS		.233	59	180	25	42	9	0	0	29	17	39	3	0	.302	.283	3	1	2	5

OZZIEL SANCHEZ-GALAN - INFILDER

Height: 5-11 **Weight:** 167 **Bats:** R **Throws:** R
Born: Oct. 30, 1997 - Panama, PAN **Hometown:** Panama, PAN
Recommended/Signed By: Oz Ocampo/Jose Ortiz
How Obtained: Signed by the Astros as a non-drafted free agent on July 19, 2014.

Year	Team	AVG	G	AB	R	H	2B	3B	HR	RBI	BB	SO	SB	CS	OBP	SLG	SF	SH	HB	E
2015	DSL Astros Blue (R)	.238	55	168	35	40	9	0	0	22	32	34	11	2	.367	.292	5	6	5	15
2016	DSL Astros Blue (R)	.171	36	105	21	18	7	0	1	12	20	30	5	1	.331	.267	0	3	5	10
2017	DSL Astros Blue (R)	.208	7	24	5	5	0	2	0	1	2	8	0	0	.269	.375	0	0	0	1
	GCL Astros (R)	.275	35	109	18	30	9	1	1	10	14	27	2	2	.378	.404	0	1	4	9
	Buies Creek (A)	.333	1	3	1	1	0	0	0	0	0	1	0	0	.333	.333	0	0	0	0
	Corpus Christi (AA)	-	1	0	1	0	0	0	0	0	0	0	0	0	-	-	0	0	0	0
MINOR LEAGUE TOTALS		.230	135	409	81	94	25	3	2	45	68	100	18	5	.355	.320	5	10	14	35

EDGARDO SANDOVAL - RIGHT-HANDED PITCHER

Height: 6-0 **Weight:** 224 **Bats:** R **Throws:** R
Born: July 9, 1996 - Chitre, PAN **Hometown:** Chitre, PAN
Recommended/Signed By: Oz Ocampo/Carlos Gonzalez
How Obtained: Signed by the Astros as a non-drafted free agent on May 15, 2014.
Career Highlights: 2014: DSL Astros Pitcher of the Month, August.

Year	Team	W	L	ERA	G	GS	CG	SHO	SV	IP	H	R	ER	HR	HB	BB	SO	WP	BK	AVG
2014	DSL Astros Orange (R)	3	0	2.84	12	7	0	0	1	50.2	47	24	16	1	4	11	46	3	0	.237
2015	GCL Astros (R)	1	1	2.45	9	5	0	0	0	33.0	25	11	9	0	2	9	27	0	1	.207
	Greeneville (R)	0	0	1.13	4	2	0	0	0	16.0	11	3	2	0	0	6	14	2	0	.200
2016	Corpus Christi (AA)	0	0	20.25	1	0	0	0	0	1.1	4	3	3	1	0	0	0	0	1	.500
	Lancaster (A)	0	1	27.00	3	0	0	0	0	1.2	5	5	5	1	0	3	3	0	0	.500
	Tri-City (A)	1	3	3.98	13	6	0	0	0	40.2	39	18	18	3	3	15	34	3	0	.252
2017	Quad Cities (A)	2	1	3.71	6	1	0	0	0	17.0	13	8	7	3	0	4	16	0	1	.200
MINOR LEAGUE TOTALS		7	6	3.37	48	21	0	0	1	160.1	144	72	60	9	9	48	140	8	3	.235



PATRICK SANDOVAL - LEFT-HANDED PITCHER

Height: 6-3 **Weight:** 194 **Bats:** L **Throws:** L
Born: Oct. 18, 1996 - Mission Viejo, CA **Hometown:** Mission Viejo, CA
School: Mission Viejo HS (CA) **Recommended/Signed By:** Brad Budzinski
How Obtained: Selected by the Astros in the 11th round of the June 2015 draft.

Year	Team	W	L	ERA	G	GS	CG	SHO	SV	IP	H	R	ER	HR	HB	BB	SO	WP	BK	AVG
2015	GCL Astros (R)	0	3	6.08	6	6	0	0	0	13.1	22	12	9	1	0	4	11	3	0	.349
2016	Greeneville (R)	2	3	5.30	13	8	0	0	0	52.2	53	32	31	4	1	25	51	2	0	.266
2017	Buies Creek (A)	0	1	10.13	1	0	0	0	0	2.2	4	3	3	0	0	1	2	0	0	.333
	Tri-City (A)	1	1	3.79	4	4	0	0	0	19.0	19	8	8	0	0	6	28	2	0	.257
	Quad Cities (A)	2	2	3.83	9	7	0	0	1	40.0	38	25	17	1	1	16	48	7	0	.244
MINOR LEAGUE TOTALS		5	10	4.79	33	25	0	0	1	127.2	136	80	68	6	2	52	140	14	0	.270

ANDRES SANTANA - OUTFIELDER

Height: 6-1 **Weight:** 186 **Bats:** R **Throws:** R
Born: Nov. 5, 1998 **Hometown:** Miami, FL
School: Doral Academy **Recommended/Signed By:** Charlie Gonzalez
How Obtained: Selected by the Astros in the 29th round of the June 2017 draft.

Year	Team	AVG	G	AB	R	H	2B	3B	HR	RBI	BB	SO	SB	CS	OBP	SLG	SF	SH	HB	E
2017	GCL Astros (R)	.164	25	73	3	12	2	0	0	6	1	19	0	0	.187	.192	0	0	1	1
MINOR LEAGUE TOTALS		.164	25	73	3	12	2	0	0	6	1	19	0	0	.187	.192	0	0	1	1

KIT SCHEETZ - LEFT-HANDED PITCHER

Height: 5-10 **Weight:** 178 **Bats:** L **Throws:** L
Born: May 18, 1994 - Midlothian, VA **Hometown:** Midlothian, VA
School: Virginia Tech **Recommended/Signed By:** Tim Bittner
How Obtained: Signed by the Astros as an undrafted free agent on June 23, 2017.

Year	Team	W	L	ERA	G	GS	CG	SHO	SV	IP	H	R	ER	HR	HB	BB	SO	WP	BK	AVG
2017	GCL Astros (R)	0	0	0.00	2	0	0	0	0	6.1	4	0	0	0	1	0	13	0	0	.190
	Tri-City (A)	0	3	2.91	6	4	0	0	2	21.2	21	8	7	0	1	6	24	1	0	.253
	Quad Cities (A)	2	0	0.95	4	3	0	0	1	19.0	14	3	2	0	1	3	16	0	0	.203
MINOR LEAGUE TOTALS		2	3	1.72	12	7	0	0	3	47.0	39	11	9	0	3	9	53	1	0	.225

KYLE SERRANO - RIGHT-HANDED PITCHER

Height: 6-3 **Weight:** 214 **Bats:** R **Throws:** R
Born: July 6, 1995 - Knoxville, TN **Hometown:** Knoxville, TN
School: University of Tennessee **Recommended/Signed By:** Bobby St. Pierre
How Obtained: Selected by the Astros in the 10th round of the June 2017 draft.

Year	Team	W	L	ERA	G	GS	CG	SHO	SV	IP	H	R	ER	HR	HB	BB	SO	WP	BK	AVG
2017	GCL Astros (R)	0	1	13.50	1	1	0	0	0	0.2	0	4	1	0	0	4	2	0	0	.000
MINOR LEAGUE TOTALS		0	1	13.50	1	1	0	0	0	0.2	0	4	1	0	0	4	2	0	0	.000

OSCAR SEVERINO - RIGHT-HANDED PITCHER

Height: 6-1 **Weight:** 164 **Bats:** R **Throws:** R
Born: Feb. 26, 1998 - San Pedro de Macoris, DR **Hometown:** San Pedro de Macoris, DR
Recommended/Signed By: Oz Ocampo/Roman Ocumarez/Johan Maya
How Obtained: Signed by the Astros as a non-drafted free agent on July 2, 2016.

Year	Team	W	L	ERA	G	GS	CG	SHO	SV	IP	H	R	ER	HR	HB	BB	SO	WP	BK	AVG
2017	DSL Astros Blue (R)	3	1	4.18	15	2	0	0	1	32.1	27	18	15	1	2	28	29	9	0	.227
MINOR LEAGUE TOTALS		3	1	4.18	15	2	0	0	1	32.1	27	18	15	1	2	28	29	9	0	.227

COLTON SHAVER - INFIELDER

Height: 6-1 **Weight:** 271 **Bats:** R **Throws:** R
Born: Sept. 18, 1995 - Riverton, UT **Hometown:** Riverton, UT
School: Brigham Young University **Recommended/Signed By:** Mark Ross
How Obtained: Selected by the Astros in the 39th round of the June 2017 draft.

Year	Team	AVG	G	AB	R	H	2B	3B	HR	RBI	BB	SO	SB	CS	OBP	SLG	SF	SH	HB	E
2017	Greenville (R)	.250	17	56	16	14	1	0	6	15	12	20	0	0	.403	.589	1	0	3	0
	Tri-City (A)	.196	32	107	11	21	3	0	4	18	13	43	2	3	.290	.336	2	0	2	4
MINOR LEAGUE TOTALS		.215	49	163	27	35	4	0	10	33	25	63	2	3	.332	.423	3	0	5	4

TROY SIEBER - CATCHER

Height: 5-11 **Weight:** 229 **Bats:** L **Throws:** R
Born: June 22, 1995 - Salem, NJ **Hometown:** Salem, NJ
School: St. Leo University **Recommended/Signed By:** Bobby St. Pierre
How Obtained: Selected by the Astros in the 24th round of the June 2016 draft.

Year	Team	AVG	G	AB	R	H	2B	3B	HR	RBI	BB	SO	SB	CS	OBP	SLG	SF	SH	HB	E
2016	GCL Astros (R)	.289	12	38	8	11	2	1	1	12	9	7	0	0	.449	.474	0	0	2	1
	Greenville (R)	.242	33	124	12	30	9	0	1	10	20	41	1	1	.356	.339	0	0	2	0
2017	Tri-City (A)	.286	2	7	0	2	1	0	0	0	0	2	0	0	.375	.429	0	0	1	0
	Quad Cities (A)	.289	55	190	34	55	11	0	7	33	37	47	0	1	.404	.458	2	0	1	3
MINOR LEAGUE TOTALS		.273	102	359	54	98	23	1	9	55	66	97	1	2	.393	.418	2	0	6	4

ANIBAL SIERRA - INFIELDER

Height: 6-1 **Weight:** 182 **Bats:** R **Throws:** R
Born: Feb. 15, 1994 - Santiago de Cuba, Cuba **Hometown:** Port-au-Prince, Haiti
Recommended/Signed By: Charlie Gonzalez
How Obtained: Signed by the Astros as a non-drafted free agent on July 22, 2016.

Year	Team	AVG	G	AB	R	H	2B	3B	HR	RBI	BB	SO	SB	CS	OBP	SLG	SF	SH	HB	E
2016	DSL Astros Blue (R)	.316	23	79	17	25	5	2	2	11	18	20	3	4	.465	.506	0	0	4	1
2017	Quad Cities (A)	.250	9	32	2	8	1	0	0	3	3	9	2	1	.314	.281	0	0	0	1
	Buies Creek (A)	.196	104	357	39	70	10	3	6	31	26	118	2	4	.268	.291	3	6	10	24
MINOR LEAGUE TOTALS		.220	136	468	58	103	16	5	8	45	47	147	7	9	.308	.327	3	6	14	26

CARLOS SIERRA - RIGHT-HANDED PITCHER

Height: 6-3 **Weight:** 208 **Bats:** R **Throws:** R
Born: Oct. 18, 1994 - Sancti Spiritus, Cuba **Hometown:** Madrid, Spain
Recommended/Signed By: Charlie Gonzalez
How Obtained: Signed by the Astros as a non-drafted free agent on Jan 26, 2016.

Year	Team	W	L	ERA	G	GS	CG	SHO	SV	IP	H	R	ER	HR	HB	BB	SO	WP	BK	AVG
2016	Tri-City (A)	1	2	5.53	12	1	0	0	1	27.2	22	17	17	0	1	10	25	4	0	.227
	Quad Cities (A)	0	0	1.80	3	0	0	0	0	10.0	6	3	2	1	0	6	16	1	0	.182
2017	Quad Cities (A)	0	1	1.93	4	0	0	0	1	9.1	5	2	2	1	1	3	11	0	0	.152
	Buies Creek (A)	3	1	3.00	25	0	0	0	1	48.0	34	19	16	3	1	21	49	11	0	.192
MINOR LEAGUE TOTALS		4	4	3.51	44	1	0	0	3	95.0	67	41	37	5	3	40	101	16	0	.197



MIGUEL ANGEL SIERRA - INFIELDER

Height: 5-11 **Weight:** 188 **Bats:** R **Throws:** R
Born: Dec. 2, 1997 - Altagracia de Orituco, VZ **Hometown:** Altagracia de Orituco, VZ
Recommended/Signed By: Oz Ocampo/Oscar Alvarado/Jose Palacios
How Obtained: Signed by the Astros as a non-drafted free agent on July 2, 2014.
Career Highlights: 2016: Appalachian League Player of the Week, July 4-10...Greenville Player of the Month, July...2015: DSL Astros Player of the Month, June.



Year	Team	AVG	G	AB	R	H	2B	3B	HR	RBI	BB	SO	SB	CS	OBP	SLG	SF	SH	HB	E
2015	DSL Astros Orange (R)	.302	45	169	31	51	17	2	3	19	20	48	8	5	.406	.479	2	0	11	15
	GCL Astros (R)	.160	24	75	6	12	2	1	0	1	8	33	4	3	.267	.213	0	2	3	14
2016	Greenville (R)	.289	31	121	23	35	3	2	11	19	12	40	6	6	.386	.620	0	4	7	11
	Tri-City (A)	.140	25	93	6	13	2	1	0	5	7	34	0	3	.216	.183	0	0	2	1
2017	Tri-City (A)	.178	57	185	15	33	8	1	4	13	17	62	6	1	.260	.297	2	0	4	13
MINOR LEAGUE TOTALS		.224	182	643	81	144	32	7	18	57	64	217	24	18	.318	.379	4	6	27	54

JONATHAN SINGLETON - INFIELDER

Height: 6-2 **Weight:** 273 **Bats:** L **Throws:** L
Born: Sept. 18, 1991 - Harbor City, CA **Hometown:** Lakewood, CA
Recommended/Signed By: Demerius Pittman (PHI)
How Obtained: Acquired by the Astros from the Phillies along with RHP Jarred Cosart, RHP Josh Zeid and a PTBNL (OF Domingo Santana) in exchange for OF Hunter Pence on July 29, 2011...originally selected by the Phillies in the eighth round of the 2009 draft.
Career Highlights: 2017: Texas League Midseason All-Star...2015: MiLB.com PCL Player of the Month (May)...Pacific Coast League Player of the Week, May 12-18...2014: Pacific Coast League Player of the Week, April 8-14...2013: Baseball America Double A All-Star...2012: Texas League Midseason and Postseason All-Star...AFL Rising Stars Game...SiriusXM All-Star Futures Game selection...MiLB.com Organization All-Star...Baseball America Minor League All-Star...Texas League Player of the Week, May 23-29, July 3-9...Arizona Fall League Player of the Week, Oct. 11-16...2011: Baseball America High Class A All-Star...Florida State League Player of the Week, June 21-27...2010: Most Outstanding Major League Prospect (South Atlantic League).



Year	Team	AVG	G	AB	R	H	2B	3B	HR	RBI	BB	SO	SB	CS	OBP	SLG	SF	SH	HB	E
2009	GCL Phillies (R)	.290	31	100	12	29	9	0	2	12	18	13	1	0	.395	.440	1	0	0	2
2010	Lakewood (A)	.290	104	376	64	109	25	2	14	77	62	74	9	7	.393	.479	6	0	6	4
2011	Clearwater (A)	.284	93	320	48	91	14	0	9	47	56	83	3	3	.387	.413	5	0	1	9
2011	Lancaster (A)	.333	35	129	20	43	9	1	4	16	14	40	0	0	.405	.512	2	0	3	5
2012	Corpus Christi (AA)	.284	131	461	94	131	27	4	21	79	88	131	7	2	.396	.497	5	0	1	13
2013	Quad Cities (A)	.286	6	21	6	6	2	0	3	5	4	5	0	0	.400	.810	0	0	0	0
	Corpus Christi (AA)	.263	11	38	5	10	2	1	2	8	9	16	0	0	.396	.526	1	0	0	1
	Oklahoma City (AAA)	.220	73	245	31	54	13	0	6	31	46	89	1	0	.340	.347	3	0	0	7
2014	Oklahoma City (AAA)	.267	54	195	37	52	10	1	14	43	42	52	1	1	.397	.544	1	0	1	6
	HOUSTON	.168	95	310	42	52	13	0	13	44	50	134	2	3	.285	.335	1	0	1	11
2015	Fresno (AAA)	.254	102	378	72	96	25	2	22	83	64	99	2	1	.359	.505	5	0	1	7
	HOUSTON	.191	19	47	6	9	2	0	1	6	10	17	1	0	.328	.298	1	0	0	1
2016	Fresno (AAA)	.202	124	410	62	83	17	0	20	66	83	124	0	0	.337	.390	5	0	3	6
2017	Corpus Christi (AA)	.205	117	385	55	79	20	0	18	62	107	132	3	0	.376	.397	6	0	2	9
MINOR LEAGUE TOTALS		.256	881	3058	506	783	173	11	135	529	593	858	27	14	.376	.452	40	0	18	73
MAJOR LEAGUE TOTALS		.171	114	357	48	61	15	0	14	50	60	151	3	3	.290	.331	2	0	1	12

RICHARD SLENKER - INFIELDER

Height: 5-11 **Weight:** 213 **Bats:** R **Throws:** R
Born: Dec. 22, 1994 **Hometown:** Harrison, NY
School: Yale University **Recommended/Signed By:** Zach Clark

How Obtained: Selected by the Astros in the 28th round of the June 2017 draft.

Year	Team	AVG	G	AB	R	H	2B	3B	HR	RBI	BB	SO	SB	CS	OBP	SLG	SF	SH	HB	E
2017	GCL Astros (R)	.273	9	22	4	6	2	0	2	4	5	3	0	1	.429	.636	0	0	1	5
MINOR LEAGUE TOTALS		.273	9	22	4	6	2	0	2	4	5	3	0	1	.429	.636	0	0	1	5

CY SNEED - RIGHT-HANDED PITCHER

Height: 6-4 **Weight:** 215 **Bats:** R **Throws:** R
Born: Oct. 1, 1992 - Elko, NV **Hometown:** Filer, ID
School: Dallas Baptist University **Recommended/Signed By:** KJ Hendricks (MIL)

How Obtained: Acquired by the Astros from the Brewers in exchange for IF Jonathan Villar on Nov. 19, 2015...originally selected by the Brewers in the third round of the 2014 draft.
Career Highlights: 2015: Midwest League Midseason All-Star.



Year	Team	W	L	ERA	G	GS	CG	SHO	SV	IP	H	R	ER	HR	HB	BB	SO	WP	BK	AVG
2014	Helena (R)	0	2	5.92	11	6	0	0	1	38.0	50	31	25	4	3	14	31	3	1	.311
2015	Wisconsin (A)	3	7	2.68	15	13	0	0	1	77.1	70	33	23	2	2	17	67	3	1	.239
	Brevard County (A)	3	4	2.47	11	11	1	0	0	62.0	59	23	17	2	2	11	55	4	0	.253
2016	Corpus Christi (AA)	6	5	4.04	25	21	0	0	1	118.0	119	55	53	12	2	33	112	10	0	.259
2017	Corpus Christi (AA)	9	5	5.01	22	14	0	0	1	97.0	117	61	54	12	5	33	81	6	0	.297
	Fresno (AAA)	1	1	11.21	4	4	0	0	0	17.2	25	22	22	4	1	7	14	2	0	.329
MINOR LEAGUE TOTALS		22	24	4.26	88	69	1	0	4	410.0	440	225	194	36	15	115	360	28	2	.272

PLAYER DEVELOPMENT

BRYAN SOLANO - RIGHT-HANDED PITCHER

Height: 6-1 **Weight:** 191 **Bats:** R **Throws:** R
Born: Jan. 25, 1998 - Limon, Costa Rica **Hometown:** Limon, Costa Rica
Recommended/Signed By: Oz Ocampo/Leocadio Guevara

How Obtained: Signed by the Astros as a non-drafted free agent on March 30, 2017.

Year	Team	W	L	ERA	G	GS	CG	SHO	SV	IP	H	R	ER	HR	HB	BB	SO	WP	BK	AVG
2017	DSL Astros Blue (R)	1	2	4.94	12	2	0	0	0	27.1	29	21	15	0	1	23	27	4	0	.274
MINOR LEAGUE TOTALS		1	2	4.94	12	2	0	0	0	27.1	29	21	15	0	1	23	27	4	0	.274

JAIRO SOLIS - RIGHT-HANDED PITCHER

Height: 6-2 **Weight:** 189 **Bats:** R **Throws:** R
Born: Dec. 22, 1999 - Carabobo, VZ **Hometown:** Carabobo, VZ
Recommended/Signed By: Oz Ocampo/Tom Shafer/Roman Ocumarez/Enrique Brito

How Obtained: Signed by the Astros as a non-drafted free agent on July 2, 2016.

Year	Team	W	L	ERA	G	GS	CG	SHO	SV	IP	H	R	ER	HR	HB	BB	SO	WP	BK	AVG
2017	DSL Astros Orange (R)	1	1	2.73	6	4	0	0	0	26.1	20	12	8	2	3	8	28	2	0	.220
	GCL Astros (R)	1	0	3.00	5	4	0	0	0	21.0	19	13	7	1	1	7	24	0	0	.229
	Greenville (R)	1	0	1.93	4	2	0	0	0	14.0	12	4	3	0	0	6	17	0	0	.226
MINOR LEAGUE TOTALS		3	2	2.64	15	10	0	0	0	61.1	51	29	18	3	4	21	69	2	0	.225

PETER SOLOMON - RIGHT-HANDED PITCHER

Height: 6-4 **Weight:** 203 **Bats:** R **Throws:** R
Born: Aug. 16, 1996 - Washington, D.C. **Hometown:** Ellicott City, MD
School: University of Notre Dame **Recommended/Signed By:** Nick Venuto

How Obtained: Selected by the Astros in the fourth round of the June 2017 draft.

Year	Team	W	L	ERA	G	GS	CG	SHO	SV	IP	H	R	ER	HR	HB	BB	SO	WP	BK	AVG
2017	GCL Astros (R)	0	0	0.00	1	1	0	0	0	1.0	0	0	0	0	0	0	0	0	0	.000
MINOR LEAGUE TOTALS		0	0	0.00	1	1	0	0	0	1.0	0	0	0	0	0	0	0	0	0	.000

MYLES STRAW - OUTFIELDER

See Non-Roster Bio

GARRETT STUBBS - CATCHER

See Non-Roster Bio

SEAN STUTZMAN - LEFT-HANDED PITCHER

Height: 5-9 **Weight:** 181 **Bats:** L **Throws:** L
Born: July 8, 1993 - Rolling Meadows, IL **Hometown:** Rolling Meadows, IL
School: Dallas Baptist University **Recommended/Signed By:** Tim Bittner

How Obtained: Signed by the Astros as a non-drafted free agent on June 17, 2016.

Year	Team	W	L	ERA	G	GS	CG	SHO	SV	IP	H	R	ER	HR	HB	BB	SO	WP	BK	AVG
2016	Tri-City (A)	2	2	5.40	15	0	0	0	2	23.1	20	16	14	0	1	10	21	2	0	.230
2017	Corpus Christi (AA)	1	1	3.51	13	0	0	0	0	25.2	23	10	10	4	0	9	30	0	0	.237
	Fresno (AAA)	0	0	3.12	4	0	0	0	0	8.2	10	3	3	0	0	5	3	0	0	.303
	Buies Creek (A)	2	1	1.10	16	0	0	0	3	32.2	16	7	4	2	8	9	39	3	0	.140
MINOR LEAGUE TOTALS		5	4	3.09	48	0	0	0	5	90.1	69	36	31	6	9	33	93	5	0	.208

NICK TANIELU - INFILDER

See Non-Roster Bio

DIOSMERKY TAVERAS - RIGHT-HANDED PITCHER

Height: 6-3 **Weight:** 238 **Bats:** R **Throws:** R
Born: Sept. 23, 1999 - Mao, DR **Hometown:** Mao, DR
Recommended/Signed By: Oz Ocampo/Roman Ocumarez/Tom Shafer/Francis Mojica

How Obtained: Signed by the Astros as a non-drafted free agent on July 2, 2017.

Year	Team	W	L	ERA	G	GS	CG	SHO	SV	IP	H	R	ER	HR	HB	BB	SO	WP	BK	AVG
2017	DSL Astros Blue (R)	0	0	2.35	5	0	0	0	1	7.2	7	4	2	0	0	6	5	4	0	.250
MINOR LEAGUE TOTALS		0	0	2.35	5	0	0	0	1	7.2	7	4	2	0	0	6	5	4	0	.250

FELIPE TEJADA - RIGHT-HANDED PITCHER

Height: 6-1 **Weight:** 226 **Bats:** R **Throws:** R
Born: Feb. 27, 1998 - Mao, DR **Hometown:** Mao, DR
Recommended/Signed By: Oz Ocampo/Roman Ocumarez/Francis Mojica

How Obtained: Signed by the Astros as a non-drafted free agent on Sept. 15, 2014.

Career Highlights: 2016: DSL Astros Pitcher of the Month, July.

Year	Team	W	L	ERA	G	GS	CG	SHO	SV	IP	H	R	ER	HR	HB	BB	SO	WP	BK	AVG
2015	DSL Astros Blue (R)	4	3	5.79	14	6	0	0	1	51.1	65	40	33	3	2	14	45	8	0	.297
2016	DSL Astros Blue (R)	1	0	3.02	10	10	0	0	0	41.2	24	15	14	1	3	20	33	5	2	.174
	GCL Astros (R)	1	1	1.50	5	2	0	0	0	12.0	7	2	2	1	1	4	12	3	0	.159
2017	Tri-City (A)	0	0	0.00	1	0	0	0	0	0.2	1	0	0	0	0	2	2	0	0	.333
	Greenville (R)	0	1	3.33	7	5	0	0	1	24.1	24	12	9	0	1	10	21	4	1	.245
MINOR LEAGUE TOTALS		6	5	4.02	37	23	0	0	2	130.0	121	69	58	5	7	50	113	20	3	.241

ANGEL TEJEDA - OUTFIELDER

Height: 6-0 **Weight:** 175 **Bats:** L **Throws:** L
Born: Jan. 22, 1997 - Bani, DR **Hometown:** Bani, DR
Recommended/Signed By: Oz Ocampo/Roman Ocumarez/Jose Lima
How Obtained: Signed by the Astros as a non-drafted free agent on Nov. 12, 2014.
Career Highlights: 2016: DSL Astros Player of the Month, July.

Year	Team	AVG	G	AB	R	H	2B	3B	HR	RBI	BB	SO	SB	CS	OBP	SLG	SF	SH	HB	E
2015	DSL Astros Orange (R)	.254	39	126	13	32	5	4	0	15	11	32	6	3	.317	.357	1	4	1	6
	DSL Astros Blue (R)	.239	21	67	9	16	2	1	0	3	10	15	5	1	.342	.299	1	2	1	1
2016	DSL Astros Blue (R)	.296	45	152	19	45	8	1	0	16	22	29	7	6	.393	.362	1	3	3	1
2017	DSL Astros Blue (R)	.359	28	103	18	37	8	3	0	19	18	9	4	2	.464	.495	1	0	3	0
	GCL Astros (R)	.200	17	55	10	11	1	1	0	4	4	14	1	1	.262	.255	1	0	1	2
MINOR LEAGUE TOTALS		.280	150	503	69	141	24	10	0	57	65	99	23	13	.369	.368	5	9	9	10

ANDREW THOME - RIGHT-HANDED PITCHER

Height: 6-3 **Weight:** 220 **Bats:** R **Throws:** R
Born: Jan. 13, 1993 - St. Cloud, MN **Hometown:** St. Cloud, MN
School: University of North Dakota **Recommended/Signed By:** Troy Hoerner
How Obtained: Signed by the Astros as a non-drafted free agent on June 26, 2015.



Career Highlights: 2016: Lancaster Pitcher of the Month, August...2015: Appalachian League Pitcher of the Week, Aug. 24-30.

Year	Team	W	L	ERA	G	GS	CG	SHO	SV	IP	H	R	ER	HR	HB	BB	SO	WP	BK	AVG
2015	Greenville (R)	2	1	0.87	11	4	0	0	0	31.0	31	7	3	0	0	1	19	5	0	.256
	Quad Cities (A)	0	0	0.00	1	0	0	0	0	4.0	3	1	0	0	0	1	2	0	0	.214
2016	Quad Cities (A)	2	1	1.88	12	0	0	0	4	28.2	23	8	6	2	2	4	16	3	0	.221
	Lancaster (A)	1	1	3.86	26	0	0	0	5	46.2	53	23	20	1	4	18	36	6	1	.288
2017	Corpus Christi (AA)	4	4	2.85	28	0	0	0	7	41.0	36	15	13	3	0	13	33	0	0	.232
	Fresno (AAA)	0	0	7.50	8	0	0	0	0	12.0	17	11	10	0	0	7	7	0	1	.370
MINOR LEAGUE TOTALS		9	8	2.97	90	4	0	0	17	169.2	171	71	56	7	7	46	119	15	2	.263

NATHAN THOMPSON - LEFT-HANDED PITCHER

Height: 6-1 **Weight:** 176 **Bats:** L **Throws:** L
Born: Nov. 14, 1993 - Solvang, CA **Hometown:** Solvang, CA
School: Oklahoma Baptist University **Recommended/Signed By:** Jim Stevenson
How Obtained: Selected by the Astros in the 27th round of the June 2016 draft.
Career Highlights: 2017: New York-Penn League Midseason All-Star.

Year	Team	W	L	ERA	G	GS	CG	SHO	SV	IP	H	R	ER	HR	HB	BB	SO	WP	BK	AVG
2016	Greenville (R)	2	1	5.01	10	3	0	0	1	23.1	26	13	13	2	3	7	23	1	0	.286
2017	Tri-City (A)	0	0	1.41	10	1	0	0	1	32.0	24	5	5	1	2	21	43	3	0	.214
	Quad Cities (A)	0	2	6.11	5	2	0	0	0	17.2	18	12	12	3	0	11	16	3	0	.273
MINOR LEAGUE TOTALS		2	3	3.70	25	6	0	0	2	73.0	68	30	30	6	5	39	82	7	0	.253

RYAN THOMPSON - RIGHT-HANDED PITCHER

Height: 6-5 **Weight:** 220 **Bats:** R **Throws:** R
Born: June 26, 1992 - Turner, OR **Hometown:** Turner, OR
School: Campbell University (NC) **Recommended/Signed By:** Tim Bittner
How Obtained: Selected by the Astros in the 23rd round of the June 2014 draft.
Career Highlights: 2014: New York-Penn League Midseason All-Star.



Year	Team	W	L	ERA	G	GS	CG	SHO	SV	IP	H	R	ER	HR	HB	BB	SO	WP	BK	AVG
2014	Tri-City (A)	2	1	2.96	23	0	0	0	12	24.1	22	9	8	2	3	9	19	0	0	.244
2015	Quad Cities (A)	4	2	2.65	38	0	0	0	5	54.1	43	18	16	4	6	15	55	1	0	.216
	Lancaster (A)	1	0	5.19	5	0	0	0	2	8.2	8	5	5	0	0	2	5	0	0	.250
2016	Lancaster (A)	2	1	5.09	20	0	0	0	2	35.1	41	21	20	3	2	9	42	2	0	.281
	Corpus Christi (AA)	3	1	1.80	23	0	0	0	3	40.0	32	9	8	0	1	10	23	3	0	.221
2017	Corpus Christi (AA)	2	3	2.59	31	0	0	0	6	59.0	59	24	17	3	2	11	55	3	0	.255
	Fresno (AAA)	0	1	15.26	6	0	0	0	0	7.2	18	13	13	2	3	2	6	0	0	.462
MINOR LEAGUE TOTALS		14	9	3.41	146	0	0	0	30	229.1	223	99	87	14	17	58	205	9	0	.253

TRENT THORNTON - RIGHT-HANDED PITCHER

See Non-Roster Bio

HEITOR TOKAR - RIGHT-HANDED PITCHER

Height: 6-6 **Weight:** 256 **Bats:** R **Throws:** R
Born: Oct. 25, 2000 - Sao Paulo, Brazil **Hometown:** Marilia, Brazil
Recommended/Signed By: Oz Ocampo/Thiago De Souza
How Obtained: Signed by the Astros as a non-drafted free agent on July 2, 2017.

Year	Team	W	L	ERA	G	GS	CG	SHO	SV	IP	H	R	ER	HR	HB	BB	SO	WP	BK	AVG
2018 will be his first professional season																				

PLAYER DEVELOPMENT

RICARDO TORO - CATCHER

Height: 6-1 **Weight:** 170 **Bats:** R **Throws:** R
Born: Feb. 24, 2001 - Aragua, VZ **Hometown:** Aragua, VZ
Recommended/Signed By: Oz Ocampo/David Brito/Enrique Brito
How Obtained: Signed by the Astros as a non-drafted free agent on July 2, 2017.
Year Team AVG G AB R H 2B 3B HR RBI BB SO SB CS OBP SLG SF SH HB E
 2018 will be his first professional season

ABRAHAM TORO-HERNANDEZ - INFIELDER

Height: 6-0 **Weight:** 190 **Bats:** S **Throws:** R
Born: Dec. 20, 1996 - Longueuil, Quebec, CAN **Hometown:** Greenfield Park, Quebec, CAN
School: Seminole State College **Recommended/Signed By:** Jim Stevenson
How Obtained: Selected by the Astros in the fifth round of the June 2016 draft.
Year Team AVG G AB R H 2B 3B HR RBI BB SO SB CS OBP SLG SF SH HB E
 2016 Greenville (R) .254 44 177 20 45 6 3 0 19 10 31 2 1 .301 .322 3 0 3 3
 2017 Tri-City (A) .292 32 106 21 31 8 0 6 16 19 21 1 3 .414 .538 0 0 3 2
 Quad Cities (A) .209 37 134 25 28 3 2 9 17 21 30 2 0 .323 .463 1 0 2 3
MINOR LEAGUE TOTALS .249 113 417 66 104 17 5 15 52 50 82 5 4 .338 .422 4 0 8 8



ADRIAN TOVALIN - INFIELDER

Height: 6-3 **Weight:** 215 **Bats:** R **Throws:** R
Born: Feb. 11, 1996 **Hometown:** Chula Vista, CA
School: Azusa Pacific University **Recommended/Signed By:** Tim Costic
How Obtained: Selected by the Astros in the 16th round of the June 2017 draft.
Year Team AVG G AB R H 2B 3B HR RBI BB SO SB CS OBP SLG SF SH HB E
 2017 Greenville (R) .262 18 65 11 17 1 0 4 11 8 15 0 0 .342 .462 0 0 0 2
 Tri-City (A) .197 36 132 19 26 5 1 5 23 12 50 0 1 .270 .364 2 0 2 9
MINOR LEAGUE TOTALS .218 54 197 30 43 6 1 9 34 20 65 0 1 .294 .396 2 0 2 11

KRISTIAN TROMPIZ - INFIELDER

Height: 6-1 **Weight:** 181 **Bats:** R **Throws:** R
Born: Dec. 2, 1995 - Maracaibo, VZ **Hometown:** Maracaibo, VZ
Recommended/Signed By: Felix Francisco/Oscar Alvarado/Daniel Acuna
How Obtained: Signed by the Astros as a non-drafted free agent on July 2, 2012.
Year Team AVG G AB R H 2B 3B HR RBI BB SO SB CS OBP SLG SF SH HB E
 2013 DSL Astros (R) .202 60 208 18 42 7 4 1 18 25 33 7 9 .291 .288 2 9 2 15
 2014 GCL Astros (R) .317 19 63 14 20 7 0 1 8 8 11 5 1 .405 .476 1 2 2 4
 Greenville (R) .245 30 94 6 23 6 0 0 13 10 16 2 1 .317 .309 0 3 0 5
 Tri-City (A) .500 3 8 2 4 3 0 0 1 0 2 0 0 .500 .875 0 1 0 1
 2015 Quad Cities (A) .251 113 403 48 101 19 5 6 40 20 85 7 4 .285 .367 7 11 2 28
 2016 Lancaster (A) .190 46 158 19 30 8 1 0 17 14 54 4 2 .258 .253 4 1 2 11
 Quad Cities (A) .213 77 277 30 59 14 2 3 24 28 80 7 10 .282 .310 4 6 0 6
 2017 Corpus Christi (AA) .222 17 54 3 12 0 0 0 4 2 13 2 1 .250 .222 0 1 0 6
 Tri-City (A) .338 25 77 11 26 6 0 0 5 10 16 14 2 .414 .416 0 0 0 3
 Quad Cities (A) .261 40 142 16 37 5 1 0 13 14 21 6 5 .331 .310 0 0 1 4
MINOR LEAGUE TOTALS .239 430 1484 167 354 75 13 11 143 131 331 54 35 .301 .329 18 34 9 83



KYLE TUCKER - OUTFIELDER

See non-roster bio

RONALDO URDANETA - INFIELDER

Height: 5-10 **Weight:** 165 **Bats:** S **Throws:** R
Born: Nov. 18, 1998, Maracaibo, VZ **Hometown:** Maracaibo, VZ
Recommended/Signed By: Oz Ocampo/Oscar Alvarado/Daniel Acuna
How Obtained: Signed by the Astros as a non-drafted free agent on July 26, 2015.
Year Team AVG G AB R H 2B 3B HR RBI BB SO SB CS OBP SLG SF SH HB E
 2016 DSL Astros Orange (R) .195 49 149 20 29 5 1 0 8 19 41 16 5 .294 .242 0 2 2 10
 2017 DSL Astros Blue (R) .312 57 199 42 62 6 4 3 27 35 44 27 8 .420 .427 1 2 3 12
MINOR LEAGUE TOTALS .261 106 348 62 91 11 5 3 35 54 85 43 13 .368 .348 1 4 5 22

ASAEL URIBE - RIGHT-HANDED PITCHER

Height: 6-3 **Weight:** 171 **Bats:** R **Throws:** R
Born: May 4, 1996 - Santo Domingo, DR **Hometown:** Santo Domingo, DR
Recommended/Signed By: Oz Ocampo/Roman Ocumarez/Leocadio Guevara
How Obtained: Signed by the Astros as a non-drafted free agent on March 14, 2016.
Year Team W L ERA G GS CG SHO SV IP H R ER HR HB BB SO WP BK AVG
 2016 DSL Astros Orange (R) 3 4 3.38 14 5 0 0 0 40.0 38 22 15 0 6 25 29 10 1 .244
 2017 DSL Astros Orange (R) 2 3 3.64 12 6 0 0 0 47.0 41 22 19 3 6 31 44 14 1 .237
 DSL Astros Blue (R) 0 0 36.00 1 0 0 0 0 1.0 2 4 4 0 0 3 0 2 1 .400
MINOR LEAGUE TOTALS 5 7 3.89 27 11 0 0 0 88.0 81 48 38 3 12 59 73 26 3 .243

ENMANUEL VALDEZ - INFIELDER

Height: 5-9 **Weight:** 180 **Bats:** L **Throws:** R
Born: Dec. 28, 1998, San Juan, DR **Hometown:** San Juan, DR

Recommended/Signed By: Oz Ocampo/Roman Ocumarez/Jose Lima
How Obtained: Signed by the Astros as a non-drafted free agent on July 2, 2015.

Year	Team	AVG	G	AB	R	H	2B	3B	HR	RBI	BB	SO	SB	CS	OBP	SLG	SF	SH	HB	E
2016	DSL Astros Orange (R)	.282	36	131	20	37	14	2	4	24	14	25	4	0	.353	.511	5	0	3	9
	DSL Astros Blue (R)	.164	19	61	12	10	2	1	1	10	13	10	1	1	.321	.279	2	0	2	2
2017	Greenville (R)	.083	3	12	2	1	0	0	0	0	3	5	0	0	.267	.083	0	0	0	0
	GCL Astros (R)	.228	42	145	23	33	10	3	4	15	20	31	4	2	.325	.421	2	0	2	5
MINOR LEAGUE TOTALS		.232	100	349	57	81	26	6	9	49	50	71	9	3	.333	.418	9	0	7	16

FRAMBER VALDEZ - LEFT-HANDED PITCHER

See non-roster bio

GABRIEL VALDEZ - RIGHT-HANDED PITCHER

Height: 6-2 **Weight:** 182 **Bats:** R **Throws:** R
Born: Oct. 25, 1995 - Panama, PAN **Hometown:** Bani, PAN

Recommended/Signed By: Oz Ocampo/Roman Ocumarez/Jose Lima
How Obtained: Signed by the Astros as a non-drafted free agent on Dec. 16, 2013.

Year	Team	W	L	ERA	G	GS	CG	SHO	SV	IP	H	R	ER	HR	HB	BB	SO	WP	BK	AVG
2014	DSL Astros Orange (R)	0	0	4.50	1	0	0	0	0	2.0	3	2	1	0	0	0	1	0	1	.333
	DSL Astros Blue (R)	4	4	3.43	17	0	0	0	0	44.2	46	19	17	2	2	10	33	9	0	.275
2015	DSL Astros Orange (R)	1	5	4.42	14	11	0	0	0	55.0	66	34	27	2	4	11	35	7	0	.299
	DSL Astros Blue (R)	1	0	1.80	1	1	0	0	0	5.0	4	2	1	0	0	1	3	0	0	.200
2016	GCL Astros (R)	2	2	4.05	9	2	0	0	0	20.0	18	11	9	0	2	1	19	1	0	.237
2017	Buies Creek (A)	0	0	3.86	2	1	0	0	0	7.0	8	3	3	0	0	0	6	0	0	.276
	Quad Cities (A)	3	0	3.79	15	10	0	0	0	61.2	64	30	26	8	2	16	61	0	1	.270
MINOR LEAGUE TOTALS		11	11	3.87	59	25	0	0	0	195.1	209	101	84	12	10	39	158	17	2	.275

MARCO VAN DER WIJST - INFIELDER

Height: 5-10 **Weight:** 176 **Bats:** R **Throws:** R
Born: Feb. 23, 1998 - Monte Plata, DR **Hometown:** Monte Plata, DR

Recommended/Signed By: Oz Ocampo/Tom Shafer
How Obtained: Signed by the Astros as a non-drafted free agent on July 3, 2017.

Year	Team	AVG	G	AB	R	H	2B	3B	HR	RBI	BB	SO	SB	CS	OBP	SLG	SF	SH	HB	E
2017	DSL Astros Orange (R)	.273	35	99	11	27	6	0	2	14	23	20	2	3	.411	.394	1	0	1	4
MINOR LEAGUE TOTALS		.273	35	99	11	27	6	0	2	14	23	20	2	3	.411	.394	1	0	1	4

RANDY VASQUEZ - CATCHER

Height: 5-10 **Weight:** 242 **Bats:** R **Throws:** R
Born: March 13, 1996 - Santo Domingo, DR **Hometown:** Santo Domingo, DR

Recommended/Signed By: Oz Ocampo/Roman Ocumarez
How Obtained: Signed by the Astros as a non-drafted free agent on Feb. 11, 2015.

Career Highlights: 2015: DSL Astros Player of the Month, July.

Year	Team	AVG	G	AB	R	H	2B	3B	HR	RBI	BB	SO	SB	CS	OBP	SLG	SF	SH	HB	E
2015	DSL Astros Orange (R)	.309	64	223	34	69	17	1	4	34	35	42	2	4	.405	.448	3	1	3	5
2016	GCL Astros (R)	.237	28	76	3	18	2	1	0	6	6	17	0	2	.301	.289	0	0	1	1
2017	Tri-City (A)	.273	7	22	1	6	0	0	0	1	2	4	1	1	.333	.273	0	0	0	0
2017	Buies Creek (A)	.231	4	13	1	3	0	0	0	0	1	3	0	0	.286	.231	0	1	0	0
MINOR LEAGUE TOTALS		.287	103	334	39	96	19	24	4	41	44	66	3	7	.374	.392	3	2	4	6

COLE WATTS - LEFT-HANDED PITCHER

Height: 6-4 **Weight:** 207 **Bats:** R **Throws:** L
Born: Nov. 2, 1995 - San Francisco, CA **Hometown:** Moss Beach, CA

School: Skyline Community College **Recommended/Signed By:** Ronit Shah
How Obtained: Selected by the Astros in the 31st round of the June 2017 draft.

Year	Team	W	L	ERA	G	GS	CG	SHO	SV	IP	H	R	ER	HR	HB	BB	SO	WP	BK	AVG
2017	Greenville (R)	2	3	6.68	12	2	0	0	0	31.0	38	30	23	3	5	16	35	3	0	.299
MINOR LEAGUE TOTALS		2	3	6.68	12	2	0	0	0	31.0	38	30	23	3	5	16	35	3	0	.299

BRODY WESTMORELAND - INFIELDER

Height: 6-3 **Weight:** 202 **Bats:** R **Throws:** R
Born: Aug. 22, 1995 - Las Vegas, NV **Hometown:** Las Vegas, NV

School: College of Southern Nevada **Recommended/Signed By:** Mark Ross
How Obtained: Selected by the Astros in the 30th round of the June 2016 draft.

Year	Team	AVG	G	AB	R	H	2B	3B	HR	RBI	BB	SO	SB	CS	OBP	SLG	SF	SH	HB	E
2016	GCL Astros (R)	.185	40	135	16	25	2	4	2	18	14	57	1	0	.273	.304	2	0	3	8
2017	Greenville (R)	.231	55	199	31	46	10	0	8	33	22	70	1	0	.313	.402	3	0	3	14
MINOR LEAGUE TOTALS		.213	95	334	47	71	12	4	10	51	36	127	2	0	.297	.362	5	0	6	22

FORREST WHITLEY - RIGHT-HANDED PITCHER

Height: 6-7 **Weight:** 207 **Bats:** R **Throws:** R
Born: Sept. 15, 1997 - San Antonio, TX **Hometown:** San Antonio, TX
School: Alamo Heights HS **Recommended/Signed By:** Noel Gonzales-Luna
How Obtained: Selected by the Astros in the first round (17th overall) of the June 2016 draft.



Year	Team	W	L	ERA	G	GS	CG	SHO	SV	IP	H	R	ER	HR	HB	BB	SO	WP	BK	AVG
2016	GCL Astros (R)	1	1	7.36	4	2	0	0	0	7.1	8	6	6	0	0	3	13	0	0	.267
	Greeneville (R)	0	1	3.18	4	4	0	0	0	11.1	11	6	4	0	0	3	13	2	0	.244
2017	Quad Cities (A)	2	3	2.91	12	10	0	0	0	46.1	42	16	15	2	2	21	67	3	1	.247
	Buies Creek (A)	3	1	3.16	7	6	0	0	0	31.1	28	11	11	2	2	9	50	4	0	.237
	Corpus Christi (AA)	0	0	1.84	4	2	0	0	0	14.2	8	3	3	1	1	4	26	0	0	.157
MINOR LEAGUE TOTALS		6	6	3.16	31	24	0	0	0	111.0	97	42	39	5	5	40	169	9	1	.234

ALEX WINKELMAN - RIGHT-HANDED PITCHER

Height: 6-2 **Weight:** 192 **Bats:** R **Throws:** R
Born: Feb. 8, 1994 - Crystal City, MO **Hometown:** Crystal City, MO
School: Southeast Missouri State University **Recommended/Signed By:** Troy Hoerner
How Obtained: Selected by the Astros in the 21st round of the June 2015 draft.



Career Highlights: 2017: Texas League Pitcher of the Week, April 23 and July 23...2015: New York-Penn League Midseason All-Star... Tri-City Pitcher of the Month, July.

Year	Team	W	L	ERA	G	GS	CG	SHO	SV	IP	H	R	ER	HR	HB	BB	SO	WP	BK	AVG
2015	Greeneville (R)	2	1	4.35	4	1	0	0	0	10.1	12	6	5	0	0	5	14	3	0	.286
	Tri-City (A)	5	1	3.83	11	7	0	0	0	42.1	43	20	18	0	2	8	45	4	1	.264
2016	Quad Cities (A)	5	1	3.72	8	5	0	0	0	36.1	31	16	15	1	0	15	37	5	0	.231
	Lancaster (A)	1	5	8.79	15	2	0	0	0	28.2	40	32	28	3	1	25	26	2	0	.333
	GCL Astros (R)	0	0	0.00	2	1	0	0	0	7.0	4	0	0	0	0	1	9	0	0	.167
	Tri-City (A)	0	1	6.75	1	1	0	0	0	4.0	6	3	3	0	0	0	5	0	0	.333
2017	Buies Creek (A)	2	0	1.39	8	5	0	0	0	32.1	22	7	5	0	1	6	46	2	0	.193
	Corpus Christi (AA)	2	7	4.04	18	10	0	0	0	71.1	85	54	32	6	5	29	64	2	0	.286
MINOR LEAGUE TOTALS		17	16	4.11	67	32	0	0	0	232.1	243	138	106	10	9	89	246	18	1	.266

TRENT WOODWARD - CATCHER

Height: 6-2 **Weight:** 211 **Bats:** S **Throws:** R
Born: Feb. 4, 1992 - Claremont, CA **Hometown:** Claremont, CA
School: Fresno State University **Recommended/Signed By:** Tim Costic
How Obtained: Selected by the Astros in the 20th round of the June 2014 draft.



Year	Team	AVG	G	AB	R	H	2B	3B	HR	RBI	BB	SO	SB	CS	OBP	SLG	SF	SH	HB	E
2014	Greeneville (R)	.234	27	94	19	22	7	1	2	14	17	21	1	1	.364	.394	3	0	4	0
2015	Corpus Christi (AA)	.600	2	5	0	3	1	0	0	1	0	1	0	0	.600	.800	0	0	0	0
	Tri-City (A)	.222	7	27	5	6	1	0	1	4	7	7	0	0	.382	.370	0	0	0	0
	Quad Cities (A)	.294	31	102	16	30	2	1	0	9	10	24	1	2	.363	.333	0	1	1	2
2016	Fresno (AAA)	.214	4	14	0	3	0	0	0	0	4	0	0	0	.214	.214	0	0	0	0
	Corpus Christi (AA)	.250	13	48	5	12	4	0	1	3	5	12	0	0	.321	.396	0	0	0	0
2017	Lancaster (A)	.263	54	179	31	47	11	0	6	36	31	48	1	1	.371	.425	2	2	1	3
	Corpus Christi (AA)	.259	44	143	17	37	6	0	4	20	21	41	0	0	.365	.385	0	1	3	3
	GCL Astros (R)	.083	4	12	0	1	0	0	0	1	3	2	0	0	.267	.083	0	0	0	0
	Fresno (AAA)	.214	3	14	1	3	1	1	0	3	0	7	0	0	.214	.429	0	0	0	1
MINOR LEAGUE TOTALS		.257	189	638	94	164	33	3	14	91	94	167	3	4	.358	.384	5	4	9	9

STEPHEN WRENN - OUTFIELDER

Height: 6-1 **Weight:** 184 **Bats:** R **Throws:** R
Born: Oct. 7, 1994 - Marietta, GA **Hometown:** Marietta, GA
School: University of Georgia **Recommended/Signed By:** Bobby St. Pierre
How Obtained: Selected by the Astros in the sixth round of the June 2016 draft.



Career Highlights: 2016: Baseball America Short-Season All-Star...New York-Penn League Player of the Week, June 27-July 3.

Year	Team	AVG	G	AB	R	H	2B	3B	HR	RBI	BB	SO	SB	CS	OBP	SLG	SF	SH	HB	E
2016	Tri-City (A)	.282	36	149	30	42	8	2	9	27	18	40	8	1	.365	.544	1	1	2	1
	Quad Cities (A)	.236	35	140	16	33	7	3	3	12	7	38	7	2	.277	.393	0	2	1	2
2017	Quad Cities (A)	.288	42	160	29	46	10	2	3	11	18	46	8	2	.363	.431	0	3	1	0
	Buies Creek (A)	.242	83	306	36	74	7	4	4	25	32	66	10	5	.316	.330	4	8	3	1
MINOR LEAGUE TOTALS		.258	196	755	111	195	32	11	19	75	75	190	33	10	.329	.405	5	14	7	4

2017 DRAFT RECAP

Rnd (Pick)	Player	POS	B-T	Ht./Wt.	Age	School
1 (15)	J.B. Bukauskas	RHP	R-R	6-0/195	20	University of North Carolina
2 (53)	Joe Perez	3B	R-R	6-3/210	17	Archbishop McCarthy HS (FL)
2 (56)	Corbin Martin	RHP	R-R	6-2/200	21	Texas A&M University
CBB (75)	J.J. Matijevic	2B	L-R	6-0/200	21	University of Arizona
3 (91)	Tyler Ivey	RHP	R-R	6-4/195	21	Grayson County College (TX)
4 (121)	Peter Solomon	RHP	R-R	6-4/190	20	University of Notre Dame
5 (151)	Nathan Perry	C	L-R	6-2/200	17	Bassett HS (VA)
6 (181)	Jake Adams	1B	R-R	6-3/240	21	University of Iowa
7 (211)	Parker Mushinski	LHP	L-L	6-0/230	21	Texas Tech University
8 (241)	Corey Julks	CF	R-R	5-10/185	21	University of Houston
9 (271)	Michael Papierski	C	S-R	6-3/195	21	LSU
10 (301)	Kyle Serrano	RHP	R-R	6-3/195	21	University of Tennessee
11 (331)	Brandon Bielak	RHP	L-R	6-2/200	21	University of Notre Dame
12 (361)	Jonathan Lacroix	RF	L-R	6-1/195	20	Seminole State College (OK)
13 (391)	Jacob Meyers	CF	R-L	6-0/200	20	University of Nebraska
14 (421)	Carlos Diaz	CF	L-L	6-2/175	17	Colegio Angel David HS (PR)
15 (451)	Kyle Davis	2B	R-R	5-11/200	21	West Virginia University
16 (481)	Adrian Tovalin	3B	R-R	6-3/215	21	Azusa Pacific University
17 (511)	Matt Ruppenthal	RHP	R-R	6-4/225	21	Vanderbilt University
18 (541)	Tim Hardy	LHP	L-L	6-7/250	21	Tusculum College (TN)
19 (571)	Roman Garcia	1B	R-R	6-1/200	21	University of San Diego
20 (601)	Hunter Martin	RHP	R-R	6-1/195	22	University of Tennessee
21 (631)	Chas McCormick	RF	R-L	6-0/190	22	Millersville University
22 (661)	Patrick Mathis	RF	L-L	6-1/210	21	University of Texas
23 (691)	Brett Bond	C	S-R	6-1/216	21	University of Missouri
24 (721)	Alex House	RHP	R-R	6-1/181	20	Florida Atlantic University
25 (751)	Marty Costes	CF	R-R	5-9/200	21	University of Maryland
26 (781)	Josh Rojas	2B	L-R	6-1/185	22	University of Hawaii
27 (811)	Adam Bleday	LHP	L-L	5-11/175	22	University of Pennsylvania
28 (841)	Richard Slenker	3B	R-R	5-11/200	22	Yale University
29 (871)	Andres Santana	CF	R-R	6-1/180	18	Doral Academy HS (FL)
30 (901)	Cody Bohanek	SS	R-R	6-1/195	21	University of Illinois-Chicago
31 (931)	Cole Watts	LHP	R-L	6-4/205	21	Skyline College (CA)
32 (961)	Martin Figueroa	C	S-R	5-11/200	21	University of Rhode Island
33 (991)	Reid Russell	OF	R-R	6-3/223	21	Lamar University
34 (1021)	Noel Pinto	LHP	L-L	6-2/220	21	Connors State College (OK)
35 (1051)	Trei Cruz	SS	S-R	6-1/175	18	Episcopal HS (TX)
36 (1081)	Josh Breaux	C	R-R	6-1/220	19	McLennan CC (TX)
37 (1111)	Matthew Merrill	RHP	R-R	6-4/202	19	Home School-NOAH (OK)
38 (1141)	Trey Cumbie	LHP	L-L	6-2/200	20	University of Houston
39 (1171)	Colton Shaver	3B	R-R	6-1/210	21	BYU
40 (1201)	Chase Farrell	RHP	L-R	6-2/180	18	Valencia HS (CA)

bold text denotes signed player (36 of 42)

* - Age listed at time of draft

ASTROS TOP DRAFT SELECTIONS (2012-2017)

2017 DRAFT

RD	NAME	POS	SCHOOL
1.	J.B. Bukauskas	RHP	UNC
2.	Joe Perez	3B	Archbishop McCarthy HS (FL)
2.	Corbin Martin	RHP	Texas A&M
CBB.	J.J. Matijevic	2B	Arizona
3.	Tyler Ivey	RHP	Grayson CC (TX)
4.	Peter Solomon	RHP	Notre Dame
5.	Nathan Perry	C	Bassett HS (VA)
6.	Jake Adams	1B	Iowa
7.	Parker Mushinski	LHP	Texas Tech
8.	Corey Julks	CF	Houston
9.	Michael Papierski	C	LSU
10.	Kyle Serrano	RHP	Tennessee

2015 DRAFT

RD	NAME	POS	SCHOOL
1.	Alex Bregman	SS	LSU
1.	Kyle Tucker	OF	H.B. Plant HS (FL)
CBA.	Daz Cameron	OF	Eagle's Landing Christian Ac. HS (GA)
2.	Thomas Eshelman	RHP	Cal. State Fullerton
3.	Riley Ferrell	RHP	TCU
4.	Anthony Hermelyn	C	Oklahoma
5.	Trent Thornton	RHP	UNC
6.	Nestor Muriel	OF	Carlos Beltran Ac. HS (PR)
7.	Michael Freeman	LHP	Oklahoma State
8.	Garrett Stubbs	C	USC
9.	Zac Person	LHP	LSU
10.	Scott Weathersby	RHP	Ole Miss

2013 DRAFT

RD	NAME	POS	SCHOOL
1.	Mark Appel	RHP	Stanford
2.	Andrew Thurman	RHP	UC Irvine
3.	Kent Emanuel	LHP	UNC
4.	Conrad Gregor	1B	Vanderbilt
5.	Tony Kemp	2B	Vanderbilt
6.	Jacob Nottingham	C	Redlands HS (CA)
7.	James Ramsay	CF	USF
8.	Jason Martin	CF	Orange Lutheran HS (CA)
9.	Brian Holberton	C	UNC
10.	Austin Nicely	LHP	Spotswood HS (PA)

2016 DRAFT

RD	NAME	POS	SCHOOL
1.	Forrest Whitley	RHP	Alamo Heights HS (TX)
2.	Ronnie Dawson	OF	Ohio State University
3.	Jake Rogers	C	Tulane
4.	Brett Adcock	LHP	Michigan
5.	Abraham Toro-Hernandez	IF	Seminole State
6.	Stephen Wrenn	OF	Georgia
7.	Tyler Buffett	RHP	Oklahoma State
8.	Nick Hernandez	RHP	Houston
9.	Ryan Hartman	LHP	Tennessee Wesleyan
10.	Dustin Hunt	RHP	Northeastern

2014 DRAFT

RD	NAME	POS	SCHOOL
1.	Brady Aiken	LHP	Cathedral Catholic HS (CA)
CBA.	Derek Fisher	OF	Virginia
2.	A.J. Reed	1B	Kentucky
3.	J.D. Davis	3B	Cal. State Fullerton
4.	Daniel Mengden	RHP	Texas A&M
5.	Jacob Nix	RHP	Los Alamitos HS (CA)
6.	Brock Dykxhoorn	RHP	Central Arizona College
7.	Derick Velazquez	RHP	Fresno State
8.	Bobby Boyd	OF	West Virginia
9.	Bryan Radziewski	LHP	Miami
10.	Jay Gause	RHP	Faulkner

2012 DRAFT

RD	NAME	POS	SCHOOL
1.	Carlos Correa	SS	P.R.B.A. HS (PR)
1A.	Lance McCullers	RHP	Jesuit HS (FL)
2.	Nolan Fontana	SS	Florida
3.	Brady Rodgers	RHP	Arizona State
4.	Rio Ruiz	3B	Bishop Amat Memorial HS (CA)
5.	Andrew Aplin	CF	Arizona State
6.	Brett Phillips	CF	Seminole HS (FL)
7.	Preston Tucker	OF	Florida
8.	Tyler Heineman	C	UCLA
9.	Daniel Minor	RHP	Texas A&M CC
10.	Joe Bircher	LHP	Bradley

*Navy = player signed

*Orange = player made the Majors with the Astros

ASTROS TOP DRAFT SELECTIONS (2006-2011)

2011 DRAFT

RD	NAME	POS	SCHOOL
1.	George Springer	CF	UConn
2.	Adrian Houser	RHP	Locust Grove HS (OK)
3.	Jack Armstrong	RHP	Vanderbilt
4.	Chris Lee	LHP	Santa Fe CC
5.	Nick Tropeano	RHP	Stony Brook Univ.
6.	Brandon Meredith	LF	San Diego State
7.	Javaris Reynolds	CF	King HS (FL)
8.	Brandon Culbreth	RHP	Forsyth Country Day HS (NC)
9.	Jonas Dufek	RHP	Creighton
10.	Kyle Hallock	LHP	Kent State

2010 DRAFT

RD	NAME	POS	SCHOOL
1.	Delino DeShields	2B	Woodward Academy HS (GA)
1.	Mike Foltyniewicz	RHP	Minooka HS (IL)
1A.	Mike Kvasnicka	3B	Minnesota
2.	Vincent Velasquez	RHP	Garey HS (CA)
3.	Austin Wates	RF	Virginia Tech
4.	Bobby Doran	RHP	Texas Tech
5.	Ben Heath	C	Penn. State
6.	Adam Plutko	RHP	Glendora HS (CA)
7.	Roberto Pena	C	Eloisa Pascual HS (PR)
8.	Jake Buchanan	RHP	NC State
9.	Thomas Shirley	LHP	Xavier
10.	Evan Grills	LHP	Sinclair SS (CAN)

2009 DRAFT

RD	NAME	POS	SCHOOL
1.	Jiovanni Mier	SS	Bonita HS (CA)
2.	Tanner Bushue	RHP	South Central HS (IL)
3.	Telvin Nash	LF	Griffin HS (GA)
3B.	Jonathan Meyer	3B	Simi Valley HS (CA)
4.	B.J. Hyatt	RHP	Univ. of South Carolina, Sumter
5.	Brandon Wikoff	SS	Illinois
6.	Enrique Hernandez	SS	American Military Academy (PR)
7.	Dallas Keuchel	LHP	Arkansas
8.	Brandt Walker	RHP	Stanford
9.	Ben Orloff	SS	UC Irvine
10.	Erik Castro	3B	San Diego State

2008 DRAFT

RD	NAME	POS	SCHOOL
1.	Jason Castro	C	Stanford
1A.	Jordan Lyles	RHP	Hartsville HS (SC)
2.	Jay Austin	OF	North Atlanta HS (GA)
3.	Chase Davidson	1B	Milton HS (GA)
3B.	Ross Seaton	RHP	Second Baptist School (TX)
4.	T.J. Steele	OF	Arizona
5.	David Duncan	LHP	Georgia Tech
6.	J.B. Shuck	OF	Ohio State
7.	Jon Gaston	OF	Arizona
8.	Brad Dydalewicz	LHP	Lake Travis HS (TX)
9.	Luis Cruz	LHP	Academia Santa Monica (PR)
10.	Jarred Holloway	LHP	St. Petersburg Col. (FL)

2007 DRAFT

RD	NAME	POS	SCHOOL
3.	Derek Dietrich	3B	St. Ignatius HS (OH)
4.	Brett Eibner	RHP	The Woodlands HS (TX)
5.	Collin DeLome	OF	Lamar
6.	David Dinelli	RHP	Sierra College
7.	Russell Dixon	2B	Auburn
8.	Chad Bettis	RHP	Monterey HS (TX)
9.	Luis Pardo	RHP	Florida Gulf Coast Univ.
10.	Matt Cusick	2B	USC

2006 DRAFT

RD	NAME	POS	SCHOOL
1.	Max Sapp	C	Bishop Moore HS (FL)
2.	Sergio Perez	RHP	Univ. of Tampa
3.	Nicholas Moresi	OF	Fresno State
4.	Chris Johnson	3B	Stetson
5.	Casey Hudspeth	RHP	USF
6.	Bud Norris	RHP	Calif. Polytechnic State Univ.
7.	David Qualben	LHP	Pace Univ.
8.	Jimmy Van Ostrand	OF	Cal Poly
9.	Greg Buchanan	2B	Rice
10.	Nate Karns	RHP	James W. Martin HS (TX)

*Navy = player signed

*Orange = player made the Majors with the Astros

ASTROS TOP DRAFT SELECTIONS (2000-2005)

2005 DRAFT

RD	NAME	POS	SCHOOL
1.	Brian Bogusevic	LHP	Tulane
1s.	Eli Iorg	OF	Tennessee
2.	Ralph Henriquez	C	Key West HS (FL)
3.	Tommy Manzella	SS	Tulane
3.	Josh Lindblom	RHP	Harrison HS (IN)
4.	Josh Flores	OF	Triton College
5.	Billy Hart	3B	USC
6.	Brandon Barnes	OF	Cypress College
7.	Timothy Johnson	SS	Wissahickon Senior HS (PA)
8.	Koby Clemens	3B	Memorial HS (TX)
9.	Jordan Meaker	RHP	Flower Mound HS (TX)
10.	Allen Langdon	OF	Eagle HS (ID)

2003 DRAFT

RD	NAME	POS	SCHOOL
2.	Jason Hirsh	RHP	California Lutheran Univ.
3.	Drew Stubbs	OF	Atlanta HS (TX)
4.	Josh Anderson	OF	Eastern Kentucky Univ.
5.	Josh Muecke	LHP	Loyola Marymount Univ.
6.	Cliff Davis	RHP	Eupora HS (MS)
7.	Jeffrey Jorgensen	OF	Rice
8.	Mike Collar	RHP	Univ. of Maine at Orono
9.	Brock Koman	3B	Michigan
10.	Beau Hearod	OF	Alabama

2001 DRAFT

RD	NAME	POS	SCHOOL
1.	Chris Burke	2B	Tennessee
2.	Mike Rodriguez	OF	Miami
3.	Kirk Saarloos	RHP	Cal State Fullerton
4.	Philip Barzilla	LHP	Rice
5.	Charlton Jimerson	OF	Miami
6.	Russ Rohlicek	LHP	Cal State Long Beach
7.	Ryan Stegall	SS	Missouri
8.	Brooks Conrad	OF	Cal Poly
9.	Kerry Hodges	OF	Texas Tech
10.	Lance Cormier	RHP	Alabama

2004 DRAFT

RD	NAME	POS	SCHOOL
2.	Hunter Pence	OF	Univ. of Texas at Arlington
3.	Jordan Parraz	OF	College of Southern Nevada
4.	Lou Santangelo	C	Clemson
5.	Mitch Einertson	2B	Rancho Buena Vista HS (CA)
6.	Ben Zobrist	2B	Dallas Baptist
7.	Andrew Alvarado	RHP	Chabot College
8.	Evan Englebrook	RHP	Shippensburg Univ. of PA
9.	Troy Patton	LHP	Tomball HS (TX)
10.	Eric Cavers	C	Franklin Pierce

2002 DRAFT

RD	NAME	POS	SCHOOL
1.	Derek Grigsby	RHP	Northeast Texas. Comm. College
2.	Mitch Talbot	RHP	Canyon View HS (UT)
3.	Rory Shortell	RHP	San Diego State
4.	Mark McLemore	LHP	Oregon State
5.	Pat Misch	LHP	Western Michigan
6.	John Duran	RHP	St. Mary's Univ. (TX)
7.	Scott Robinson	1B	Rancho Bernardo HS (CA)
8.	Billy Westhoff	RHP	Univ. of Dallas
9.	Andy Topham	SS	Stanford
10.	Brad Chedister	RHP	Panola College

2000 DRAFT

RD	NAME	POS	SCHOOL
1.	Robert Stiehl	RHP	El Camino College
2.	Chad Qualls	RHP	Nevada
3.	Tony Pluta	RHP	Las Vegas HS (NV)
4.	Eric Keefner	3B	De La Salle Institute
5.	Jake Whitesides	OF	Hickman HS (MO)
6.	Tommy Whiteman	SS	Oklahoma
7.	Joe Lydic	3B	Pittsburgh
8.	Cory Doyne	RHP	Land O'Lakes HS (FL)
9.	Eric Bruntlett	SS	Stanford
10.	Nate Nelson	3B	Univ. of Louisiana Lafayette

*Navy = player signed

*Orange = player made the Majors with the Astros

ASTROS TOP DRAFT SELECTIONS (1994-1999)

1999 DRAFT

RD	NAME	POS	SCHOOL
1s.	Mike Rosamund	OF	Mississippi
2.	Jay Perez	C	Seymour HS (CT)
2.	Travis Anderson	RHP	Washington
3.	Jimmy Barrett	RHP	Fort Hill HS (MD)
4.	Jon Topolski	OF	Baylor
5.	Mike Gallo	LHP	Cal State Long Beach
6.	Jason Lane	OF	USC
7.	Nick Roberts	RHP	Southern Utah Univ.
8.	Chris Sampson	SS	Texas Tech
9.	Jon Helquist	SS	Univ. Christian HS (FL)
10.	Greg Dobbs	3B	Cal State Long Beach

1998 DRAFT

RD	NAME	POS	SCHOOL
1.	Brad Lidge	RHP	Notre Dame
1s.	Mike Nannini	RHP	Green Valley HS (NV)
3.	Brad Busbin	RHP	Dr. Phillips HS (FL)
4.	Jason Van Meetren	LHP	Oregon State
5.	Scott Barrett	LHP	San Jacinto College
6.	Dave Matranga	SS	Pepperdine
7.	John Buck	C	Taylorville HS (UT)
8.	Jesse Joyce	3B	Calif. State Univ. Los Angeles
9.	Morgan Ensberg	3B	USC
10.	Keith Ginter	2B	Texas Tech

1997 DRAFT

RD	NAME	POS	SCHOOL
1.	Lance Berkman	1B	Rice
2.	Cameron Hahn	C	Male HS (KY)
3.	Scott Barrett	LHP	Mayde Creek HS (TX)
4.	Eric Byrnes	OF	Calif. State Univ. Los Angeles
5.	Derek Stanford	RHP	Temple HS (TX)
6.	Joe Messman	RHP	Oregon State
7.	Rob Bystrowski	OF	Sacramento City College
8.	Ryan Dunn	OF	TCU
9.	Don Thomas	LHP	Kennesaw State Univ.
10.	Scott Fredericks	RHP	Saguaro HS (AZ)

1996 DRAFT

RD	NAME	POS	SCHOOL
1.	Mark Johnson	RHP	Univ. of Hawaii at Manoa
2.	John Huber	RHP	Lakota West HS (OH)
3.	Brandon Byrd	3B	Trinity Presbyterian HS (AL)
4.	Bryan Braswell	LHP	Toledo
5.	Tucker Barr	C	Univ. of Miami
6.	Mike Wheeler	SS	Oak Hill (OH)
7.	Esteban Maldonado	RHP	Lambuth University
8.	Jason Hill	C	Mount San Antonio College
9.	Brian Dallimore	2B	Stanford
10.	John Blackmore	RHP	Plainville HS (CT)

1995 DRAFT

RD	NAME	POS	SCHOOL
1.	Tony McKnight	RHP	Arkansas HS
2.	Eric Ireland	RHP	Millikan HS (CA)
3.	Chad Alexander	OF	Texas A&M
4.	Brian Sikorski	RHP	Western Michigan Univ.
5.	Mike Rose	C	Jesuit HS (CA)
6.	Scott Chapman	C	Alexander HS (OH)
7.	Jason McCarter	RHP	Monterey Peninsula Col.
8.	Eric Smith	RHP	Butler County CC
9.	Jason Adams	SS	Wichita State Univ.
10.	Jeremy DeShazer	OF	Lake Washington HS (WA)

1994 DRAFT

RD	NAME	POS	SCHOOL
1.	Ramon Castro	C	Lind Padron Rivera HS
1.	Scott Elarton	RHP	Lamar HS (CO)
1s.	Russ Johnson	SS	LSU
2.	Dan Lock	LHP	Yale
3.	Oscar Robles	SS	Montgomery HS (CA)
4.	Paul O'Malley	RHP	Illinois State Univ.
5.	Mike Gunderson	RHP	North Dakota State
6.	Shane Barksdale	OF	Etowah HS (AL)
7.	Tony Mounce	LHP	Kamiakin HS (WA)
8.	Derek Dace	LHP	Sullivan HS (MO)
9.	Wes Pratt	OF	
10.	Roy Marsh	OF	Ohio State

*Navy = player signed

*Orange = player made the Majors with the Astros

ASTROS TOP DRAFT SELECTIONS (1988-1993)

1993 DRAFT

RD	NAME	POS	SCHOOL
1.	Billy Wagner	LHP	Ferrum College
4.	Steve Verduzco	SS	
5.	Derek Root	1B	St. Edward HS (OH)
6.	Jamie Saylor	SS	North Garland HS (TX)
7.	Jaime Bluma	RHP	Wichita State Univ.
8.	Mike Diorio	RHP	Seward County CC
9.	Brett Callan	C	San Diego Mesa College
10.	Kary Bridges	3B	Ole Miss.

1992 DRAFT

RD	NAME	POS	SCHOOL
1.	Phil Nevin	3B	Cal State Fullerton
1s.	Kendall Rhine	RHP	Georgia
2.	Dave Landaker	SS	Royal HS (CA)
3.	Chris Holt	RHP	Navarro College (TX)
4.	Chad Sheffer	SS	Bloomington HS (FL)
5.	Sean Runyan	LHP	Urbandale HS (IA)
6.	Jeff Tenbarge	RHP	University of Evansville
7.	Mike Rennhack	OF	Leland HS (CA)
8.	Chris Thomas	OF	Boise State
9.	Greg Elliott	3B	Southeastern Louisiana
10.	Jamie Walker	LHP	Austin Peay State

1991 DRAFT

RD	NAME	POS	SCHOOL
1.	John Burke	RHP	Florida
1s.	Shawn Livesey	SS	Simeon HS (IL)
1s.	Jimmy Gonzalez	C	East Hartford HS (CT)
1s.	Mike Gropuso	3B	Seton Hall
2.	Buck McNabb	OF	Fort Walton Beach HS (FL)
2.	Jim Lewis	RHP	Florida State
2.	Eddy Ramos	3B	American HS (FL)
3.	Chris Durkin	OF	Youngstown State
4.	Brian Holliday	RHP	San Diego State
5.	Dan Grapenthien	1B	Thomton Fractional South HS (IL)
6.	Todd Hobson	OF	Indiana State
7.	James Mouton	OF	St. Mary's College

1990 DRAFT

RD	NAME	POS	SCHOOL
1.	Tom Nevers	SS	Edina HS (MN)
1s.	Brian Williams	RHP	South Carolina
2.	Gary Mota	OF	Fullerton College
3.	Chris Hatcher	OF	Iowa
4.	Perry Berry	2B	Louisiana-Lafayette
5.	Quentin Harley	OF	Sheldon HS (OR)
6.	Jimmy White	OF	Brandon HS (FL)
7.	David Nix	LHP	Harrison HS (IN)
8.	Tony Gilmore	C	Arkansas
9.	Jorge Correa	RHP	Miami Senior HS (FL)
10.	Brian Boehringer	RHP	Nevada-Las Vegas

1989 DRAFT

RD	NAME	POS	SCHOOL
1.	Jeff Juden	RHP	Salem HS (MA)
1s.	Todd Jones	RHP	Jacksonville State
2.	Brian Hunter	OF	Fort Vancouver HS (NY)
2.	Jermaine Swindon	OF	Fort Hamilton HS (NY)
3.	Shane Reynolds	RHP	Texas
4.	Tyrone Scott	LHP	Leuzinger HS (CA)
5.	Jack Stanczak	1B	La Salle College HS (PA)
6.	Scott Makarewicz	C	Michigan State
7.	Gershon Dallas	OF	Hillsborough CC
8.	Craig Curtis	OF	North Kansas City HS (MO)
9.	Cole Hyson	RHP	Arkansas
10.	Mark Hampton	RHP	Southwest Mississippi CC

1988 DRAFT

RD	NAME	POS	SCHOOL
1.	Willie Ansley	OF	Plainview HS (TX)
2.	Mica Lewis	SS	California State Los Angeles
2.	Dave Silvestri	SS	Missouri, Columbia
3.	Scott Servais	C	Creighton
4.	Luis Gonzalez	1B	South Alabama
5.	Terry Christopher	RHP	Kentucky
6.	Chris Gardner	RHP	Cuesta College
7.	Bernie Jenkins	OF	St. Francis
8.	Gordon Garmer	RHP	Arizona State
9.	Brian Griffiths	RHP	Mount Hood
10.	David Klinefelter	LHP	Allegheny College

NEVER
SETTLE



2017 SEASON
IN REVIEW

2017 CLUB NOTES

ASTROS WIN WORLD SERIES: The Houston Astros, in the franchise's 56th season of play (established in 1962), won the first World Series title in franchise history...en route to the championship, they downed the Red Sox in the ALDS (four games), the Yankees in the ALCS (seven games) and the Dodgers in the World Series (seven games)...by taking this route to the World Series, the Astros became the first team in MLB history to eliminate both the Red Sox and Yankees in the same postseason.

ASTROS WORLD SERIES HISTORY: This season marked the Astros second trip to the World Series, as Houston made the 2005 World Series, which ended in a sweep by the White Sox.

THE 100 CLUB: The 2017 World Series marked the eighth time in Major League history for two 100-win clubs to match up against each other in the World Series...it's also only the third time it has happened since 1950:

YEAR	AL CHAMP	NL CHAMP
2017	Astros (101-61)	Dodgers (104-58)
1970	Orioles (108-54)	Reds (102-60)
1969	Orioles (109-53)	Mets (100-62)

IN THE WORLD SERIES: The Astros and Dodgers played one of the most-thrilling Fall Classics in MLB history, with Houston topping LA in seven games...the series featured two extra-inning games (both Astros wins) and 25 combined homers, which set a new record for a single World Series.

THRIFTY GAME 1: The Astros and Dodgers made quick work in Game 1 of the World Series, with a time of game of two hours and 28 minutes...that was the shortest World Series game since Game 4 of the 1992 World Series between the Braves and Blue Jays in Toronto (2:21).

WHAT A GAME 2: The Astros and Dodgers played an instant classic in Game 2 in Los Angeles, with Houston coming out on top, 7-6, in 11 innings...four different Astros hit home runs, none bigger than **CF George Springer**, who hit a two-run homer in the top of the 11th...**RHP Chris Devenski** earned the first World Series win in Astros franchise history.

MORE GAME 2: The Astros and Dodgers hit four home runs each in Game 2, including five home runs in extra-innings, the most extra-inning home runs in Major League history for any game, including regular and postseason contests...Houston also became the first team in Major League history to hit three home runs in extra innings of a postseason game.

EPIC GAME 5: Houston hosted an epic Game 5 in the World Series, with the Astros topping the Dodgers 13-12 in 10 innings...both teams finished with 14 hits, none bigger than a walkoff single by **3B Alex Bregman** (2x5) in the 10th frame...per Elias, prior to Bregman, the last player to drive in a run in his first five World Series games was **Amos Otis** of the 1980 Royals...additionally, five Astros homered in the contest, marking the first time in MLB history for a team to have five players hit a homer in a single World Series game.

WORLD SERIES MVP: CF George Springer was named the 2017 World Series MVP after hitting .379 (11x29) with five home runs and seven RBI...Springer homered in four straight World Series games (Games 4-7), becoming the first player to do so in a single World Series...all five of his homers came out of the leadoff spot in the order, which also marked a new World Series record.

IN THE ALCS: The Astros beat the Yankees in a thrilling seven-game ALCS in which every game was won by the home team...in Major League history, this had only happened on four other occasions in a seven-game postseason series: the 2004 NLCS (Cardinals over Astros), the 2001 WS (Diamondbacks over Yankees), the 1991 WS (Twins over Braves) and the 1987 WS (Twins over Cardinals).

PITCHING PROWESS: In the ALCS, the Astros became the second team in MLB history to hold their opponent to one or fewer runs in four home games of a postseason series, also done by the Cleveland Indians in the 1920 World Series vs. the Brooklyn Robins.

ALCS MVP: RHP Justin Verlander was named the ALCS MVP after going 2-0 with a 0.56 ERA (1ER/16IP) in two starts, striking out 21 while allowing only 10 hits and two walks...he pitched an epic Game 2, tossing a complete game, allowing just one run on five hits with 13 strikeouts.

DOUBLE DIGITS: In Games 1 and 2 of the ALCS, **LHP Dallas Keuchel** (10K) and **RHP Justin Verlander** (13K) became the third and fourth pitchers in Astros history to record double-digit strikeouts in the postseason...they joined **RHP Mike Scott** (14K) and **RHP Nolan Ryan** (12K), who did so in Games 1 and 5 of the 1986 NLCS.

2017 CLUB NOTES

IN ELIMINATION GAMES: Per Elias, including 7.0 scoreless in Game 6 of the ALCS, **RHP Justin Verlander** has not allowed a run in his last 24.0 innings in which his team was facing elimination in the postseason, a streak that dates back to 2012... this matches the longest such scoreless innings streak in postseason history, also reached by **LHP Madison Bumgarner** from 2014-16.

SNAPDRAGON SEALS IT: RHP Lance McCullers Jr. pitched the Astros to the World Series in Game 7 of the ALCS, tossing a final 4.0 scoreless innings, while allowing just one hit and one walk, en-route to the Astros 4-0 win over the Yankees...marked his first career save (regular or postseason) and the seventh save of at least 4.0 scoreless innings in postseason history...McCullers also become the only pitcher in ML history to record six strikeouts and earn the save in a postseason appearance... he threw 24 straight curveballs to end the game.

IN THE ALDS: The Astros beat the Red Sox in a four-game ALDS behind two 8-2 victories in Games 1 and 2 in Houston and a thrilling 5-4 win in Game 4 at Boston...the series victory was just the fourth in franchise history and the first since they won the NLCS over the Cardinals in 2005.

SPECIAL OPS: Like in the regular season, the Astros offense continued it's dominance in the ALDS, as they posted a .974 team OPS, which is good for the third-highest team OPS in a single postseason series in MLB history.

TEAM/OPP	SERIES	TEAM OPS
ANGELS vs. Yankees	2002 ALDS	1.030
RED SOX vs. Indians	1999 ALDS	.985
ASTROS vs. Red Sox	2017 ALDS	.974

ALTUVE'S HISTORIC GAME 1: 2B Jose Altuve hit three home runs in Game 1 of the ALDS vs. BOS...he became:

- the ninth player in Major League history (10th time) to hit three homers in a postseason game and the first since **Pablo Sandoval** in the 2012 World Series.
- the 10th player in franchise history (13th time) to hit three homers in a game, most recently **Carlos Lee** in 2007.
- the first player in franchise history to hit three home runs in a postseason game.
- the third player in franchise history with a multi-homer game in the postseason, joining **Carlos Correa** (2015) and **Carlos Beltrán** (2004).

HOT START TO POSTSEASON: Per Elias, by winning the first two games of the ALDS by scores of 8-2, Houston became the third team in Major League history to win each of the first two games of a postseason series by six or more runs...also, the Yankees won the first two games of the 1937 World Series against the Giants by identical 8-1 scores and the Orioles beat the Mariners in the first two games of the 1997 ALDS by identical scores of 9-3.

FOUR HITS FOR YULI: In Game 3 of the ALDS, **1B Yuli Gurriel** became the fourth player in franchise history to collect four hits in a postseason game, joining **SS Carlos Correa** (2015 ALDS, G4), **CF Carlos Beltrán** (2004 NLDS, G5) and **CF Terry Puhl** (1980 NLCS, G5).

ALDS GAME 4 CLINCHER: Game 4 of the ALDS featured a little bit of everything, including relief appearances from two of the best starters in the Majors (**RHP Justin Verlander**, **LHP Chris Sale**), a game-tying homer by **3B Alex Bregman** and a game-winning single by **RF Josh Reddick** in the 8th inning.

POWER TRIPS: The Astros totaled 27 homers in the postseason, which was tied with the 2002 Giants for the most in a single postseason...Houston's 15 homers in the World Series were the most in a single Fall Classic, eclipsing the 14 hit by the 2002 Giants.

HOME COOKING: The Astros finished the postseason 8-1 at home, becoming just the second team in MLB history to win eight postseason games at home, joining the 2002 Champion Los Angeles Angels...additionally, Houston won their first seven home postseason games, becoming just the second team in MLB history to win their first seven home games in a postseason, also the 2008 Champion Philadelphia Phillies.

ASTROS GAME 7 HISTORY: The Astros played in two Game 7's this postseason, in the ALCS and the World Series...prior to this season, Houston had only played in one Game 7 in franchise history, losing Game 7 of the 2004 NLCS to St. Louis.

SPECIAL OPS: 2B Jose Altuve had one of the best postseason performances in franchise history as his 1.021 OPS ranked fourth in Astros history for a single postseason (min. 55 PA).

HIGHEST OPS IN SINGLE POSTSEASON (HOU)

1. C. Beltrán (2004) - 1.557 OPS - 20H, 8HR, 9BB
2. L. Berkman (2004) - 1.110 OPS - 16H, 4HR, 8BB
3. L. Berkman (2005) - 1.030 OPS - 16H, 2HR, 12BB
4. J. Altuve (2017) - 1.021 OPS - 22H, 7HR, 9BB

2017 CLUB NOTES

SELECT COMPANY: **2B Jose Altuve** became one of eight players in MLB history to hit seven-plus home runs in a single postseason, joining **Carlos Beltrán** (8, 2004), **Barry Bonds** (8, 2002), **Nelson Cruz** (8, 2011), **Troy Glaus** (7, 2002), **Daniel Murphy** (7, 2015), **Melvin Upton Jr.** (7, 2008) and **Jaysen Werth** (7, 2009).

HOMEBOY: As good as **2B Jose Altuve** was this entire postseason, he was on fire at home, hitting .472 (17x36) with six home runs and 12 RBI in nine games...his .472 home average ranked fifth all-time in Major League history (min. 30 PA), and was the highest since **David Ortiz** (.500, 14x28) and **Albert Pujols** (.484, 15x31) both reached that mark in the 2004 postseason.

YOUTH IS SERVED: **SS Carlos Correa**, who hit five home runs in the postseason, has combined to hit seven homers in 24 career playoff games... he is the only player in MLB history to hit seven postseason homers before turning 24 years old.

BREGMAN'S HEROICS: **3B Alex Bregman** had a clutch postseason both defensively and at the plate...his offensive heroics featured four home runs off of perennial All-Stars, as he hit two off of **LHP Chris Sale**, and one each off of **RHP Kenley Jansen** and **LHP Clayton Kershaw**.

HIT MAN: **1B Yuli Gurriel** hit .304 (21x69) with seven doubles, a triple and two homers in 18 games this postseason...Gurriel finished one double shy of tying the MLB record for doubles in a single post-season (8), held by **David Freese** (2011), **Albert Pujols** (2011) and **Ben Zobrist** (2015).

ALTUVE'S AWARD SEASON: **2B Jose Altuve** earned all the hardware this season, as he was named the American League MVP, the **Sports Illustrated** Sportsperson of the Year, the *Sporting News* Player of the Year, the *Baseball America* MLB Player of the Year, the AL Hank Aaron Award winner and the winner of two MLBPA Players Choice Awards for the Major League Player of the Year and the AL Most Outstanding Player...he also earned two Esurance MLB Awards, the Best Major Leaguer and the Best Major Leaguer, Postseason, splitting this award with **RHP Justin Verlander**.

FINAL RESULTS: The Astros won the AL West by 21 games over the Angels, marking the largest division win in franchise history...Houston's 101 wins were their second-highest total in club history.

MOST WINS IN ASTROS HISTORY

1. 1998: 102-60 3. 1999: 97-65 T5. 2001: 93-69
2. 2017: 101-61 4. 1996: 96-66 T5. 1980: 93-70

REWRITING THE RECORD BOOKS: The Astros got off to a scorching start to the season, at one point owning a 42-16 record after an 11-game winning streak on June 5...Houston set a franchise record with their best 34-game start (23-11) and continued that run through game number 117 with a 72-45 record.

POSTSEASON APPEARANCES: This season marked the Astros 11th time in the postseason and their seventh time as a division winner, also winning the NL West in 1980 and 1986 and the NL Central in 1997, 1998, 1999 and 2001...Houston is the first team in Major League history to win three different divisions and the first team in MLB history to win the AL (2017) and NL (2005) pennant.

IT'S TIME: Prior to the World Series win, the Astros had completed 55 seasons without a championship since their inception in 1962, which ranked as the third-longest championship drought in the Majors.

TEAM (YEARS) LAST WS WIN LAST WS APP.

Cleveland (68)	1948	2016
Texas (56)	never	2011
Houston (55)	never	2005

BACK THEN: The 2017 Astros featured four players remaining from the 2013 Astros, which finished 51-111: **2B Jose Altuve**, **IF Marwin Gonzalez**, **LHP Dallas Keuchel** and **RHP Brad Peacock**...that group bottomed out in 2013 (51-111), made the playoffs in 2015 and won 101 games this season.

AT THE HELM: Manager **AJ Hinch** has completed three seasons with the Astros (2015-17) with a 271-215 (.557) regular season record, two playoff appearances and a 14-9 postseason record...Hinch has already set the franchise record for postseason managerial wins, surpassing **Phil Garner** (13-13)... in recognition of his season, Hinch won the Esurance MLB Award as MLB's Best Manager, while also winning *Baseball America's* Manager of the Year Award.

ON THE OFFENSIVE: The Astros offense led the Majors in runs (896), hits (1581), doubles (346), average (.282), OBP (.346), SLG (.478) and OPS (.823) while striking out fewer than any other club (1087)...this season, the Astros set club records in doubles (346), average (.282) and SLG (.478), while finishing second in OPS (.823)...this marks the first time in franchise history for the Astros to lead the Majors in runs.

2017 CLUB NOTES

WHAT A COMBO: Per Elias, the Astros became the seventh team in Major League history to post the highest slugging percentage and the fewest strikeouts in a single season, with only two teams doing so since 1911: the 1948 Yankees and the 1995 Indians...additionally, the Astros narrowly missed out on becoming the second team in MLB history to finish a season with the fewest strikeouts by their batters, and the most strikeouts by their pitchers (only the 1911 NY Giants).

SLG	K'S (HITTERS)	K'S (PITCHERS)
1. HOU - .478	1. HOU - 1087	1. CLE - 1614
2. WSH - .449	2. CLE - 1153	2. HOU - 1593
3. CLE - .449	3. KC - 1166	3. BOS - 1580

MEASURING UP: The Astros finished the season with the second-best record in the American League, just 1.0 game behind the Cleveland Indians (102-60)...final AL and MLB standings below:

AL LEADERS	GB	MLB LEADERS	GB
Indians (102-60)	-	Dodgers (104-58)	-
Astros (101-61)	1.0	Indians (102-60)	2.0
Red Sox (93-69)	9.0	Astros (101-61)	3.0

TEAMWORK: The Astros had 10 players with 50-plus RBI and eight players with 15-plus home runs, both franchise records...the Astros are just the fourth team in Major League history to have 10-plus players collect 50-plus RBI in a single season, also the 1930 Cardinals (10), the 2007 Tigers (10) and the 2009 Angels (11)...additionally, the Astros finished the season with nine players with an OPS+ of 100 or better (min. 325 PA), becoming just the eighth team in Major League history to do this.

FIRST SINCE 1922: The Astros scored an MLB high 896 runs this season, the most in MLB history by a team without an individual player reaching 100 RBI...prior to this season, the last team to hold that distinction was the 1922 Pirates, which scored 865 runs, led by **Carson Bigbee** and his 99 RBI.

ON THE BUMP: The Astros pitching staff finished third in the AL in starters ERA (4.03) and fifth in team ERA (4.12)...the group ranked second in the Majors in strikeouts (1593), which set a franchise record, besting the 2016 team (1396).

ROAD WARRIORS: The Astros set a franchise record for road wins this season with a 53-28 mark, which also tied the Indians for the best road record this season.

ROAD WINNING PERCENTAGE

MLB - 2017	ASTROS - ALL-TIME
T1. HOU: 53-28 (.654)	1. 2017: 53-28 (.654)
T1. CLE: 53-28 (.654)	2. 2001: 49-32 (.605)

ASTROS BY MONTH: The Astros posted winning months in five of the six months in 2017, topping out with a 22-7 record in May...Houston swooned to a 11-17 record in August, but recovered to post a 22-8 record in their final 30 games.

TAMING THE WEST: Houston went 50-26 (.657) vs. AL West opponents this season, with winning records against SEA (14-5), OAK (12-7), LAA (12-7) and TEX (12-7)...the Astros last posted a win percentage this high against their own division in 1998 (38-18, .679).

INTERLEAGUE PLAY: Houston went 15-5 in Interleague play and became the first team in MLB history to win their first nine Interleague games of a season.

TURNSTILES: The Astros drew 2,390,668 fans to Minute Maid Park this season during 78 regular season games...despite losing three games at Minute Maid Park due to Hurricane Harvey, the Astros posted their highest attendance total since 2009 (2,521,076)... additionally, the Astros had seven sellouts in 2017, which marks the Astros most in a single year since selling out 15 games in 2008.

THE HIT MAN: **2B Jose Altuve** became the first player in MLB history to lead the AL or NL in hits outright in four straight seasons...he finished with 204 hits, which is 12 hits more than second-place **Eric Hosmer** (192).

EXCLUSIVE COMPANY: With 204 hits, **2B Jose Altuve** became just the fourth right-handed hitter in Major League history to reach 200 hits in four or more consecutive seasons...per Elias, the others: **Michael Young** (5, 2003-07); **Kirby Puckett** (4, 1986-89); **Al Simmons** (5, 1929-33).

LEADOFF POP: **OF George Springer** hit 34 home runs this season, joining **Charlie Blackmon** (37 HR) and **Brian Dozier** (34 HR) as the only players in the Majors this season to his 30-plus home runs while batting out of the leadoff spot...per Elias, before this season, no leadoff hitter had clubbed 30 homers in a season since **Mike Trout** in 2012, and the last time that multiple top-of-the-order players did so was in 2008 (**Grady Sizemore** and **Hanley Ramirez**).

MY SACRIFICE: **OF Josh Reddick** had 12 sac flies this season, which tied for the Major League lead along with **3B Evan Longoria**...he fell one shy of tying the franchise record of 13, reached by **Ray Knight** (1982), **Jeff Bagwell** (1992) and **Carlos Lee** (2007).

2017 CLUB NOTES

THE HOT CORNER: 3B Alex Bregman led the AL and ranked fifth in the Majors in fielding percentage (.977) as a third baseman, committing only 10 errors in 337 total chances at the hot corner...his .977 fielding percentage ranked as the best by an Astros third baseman in a single-season in club history, besting 3B Bob Aspromonte (.973) in 1964.

FIREWORKS: After July 4, IF Alex Bregman hit .321 (93x290) with 25 doubles, 11 home runs, 45 RBI and a .927 OPS (.378 OBP/.548 SLG) in 77 games...since that date, Bregman ranked third in the AL in runs (57), third in doubles (25) and tied for fifth in extra-base hits (40).

FIRST IMPRESSIONS: After being acquired on the Aug. 31 trade deadline, RHP Justin Verlander went 5-0 in his five regular season starts as an Astro with a 1.06 ERA (4ER/34IP) with 43 strikeouts and a .149 opponent average, allowing just 17 hits in his 34.0 innings pitched...he was one of the best starters in the Majors in September, ranking fifth in the Majors in ERA.

PROUD PEACOCK: RHP Brad Peacock (13-2) allowed two-or-fewer earned runs in 16 of his 21 starts this season, including his last seven of the season...his success has been the product of an elite strikeout ratio, as he's fanned 161 hitters in 132.0 innings pitched.

CHARLES IN CHARGE: RHP Charlie Morton (14-7), a veteran of 10 Major League seasons (2008-17), posted career bests this season in wins, strikeouts (163) and opponent batting average (.228)...his biggest uptick was his strikeout numbers, as he posted a 10.00 strikeouts per nine ratio, which ranked ninth in the AL (min. 125 IP), and represented nearly a four strikeout difference with his career ratio of 6.86.

MR. SEPTEMBER: RHP Collin McHugh is 16-0 in 20 regular season starts in September and October since 2014 with a 2.94 ERA (40ER/122.1IP)...his 16 wins are tied for first in the Majors with LHP Jon Lester (16-6).

SMOOTH SOUNDS: RHP Ken Giles converted all 19 of his save chances at home this season, the longest single-season home saves streak in franchise history...at home, Giles posted a 0.84 ERA (3ER/32IP) with 45 strikeouts in 31 appearances this season.

MOOSE IS LOOSE: RHP Joe Musgrove went 3-0 with a 1.44 ERA (5ER/31.1IP) in 23 games after moving to the bullpen in July.

MONTHLY AWARDS: The Astros had five monthly award winners this season, which tied the franchise record, also reached in 2015...this includes: April Pitcher of the Month (LHP Dallas Keuchel), May Pitcher of the Month (RHP Lance McCullers Jr.), May Player of the Month (SS Carlos Correa), July Player of the Month (2B Jose Altuve) and the July Rookie of the Month (1B Yuli Gurriel).

WEEKLY AWARDS: Three Astros earned AL Player of the Week Awards in 2017 in OF George Springer (May 29-June 4), 2B Jose Altuve (July 3-9) and SS Carlos Correa (Sept. 25-Oct. 1).

SIX ASTROS ALL-STARS: The Astros had six All-Stars this season, which led all AL teams and marks the most in a single season in franchise history...they were represented by starters 2B Jose Altuve, SS Carlos Correa and OF George Springer and pitchers RHP Chris Devenski, LHP Dallas Keuchel and RHP Lance McCullers Jr.

MAR-WIN: IF/OF Marwin Gonzalez became the first player in the modern era of baseball (since 1901) to homer in four straight starts, each at a different position, when he did so from April 27-May 3...he ultimately homered in five consecutive starts at these positions: 2B (4/27), 3B (4/30), LF (5/2), 1B (5/3), LF (5/4).

MIRACULOUS COMEBACK: On May 29, the Astros scored 11 runs in the 8th inning, overcoming a six-run deficit to defeat the Twins in Minnesota, 16-8...marked the first time in club history the Astros won a game by at least six runs after trailing by at least six runs (Elias)...prior to game, the Astros had gone 0-921 in games where they trailed by at least six runs in the 8th inning or later in club history (Elias)...also marked the first time Houston came back to win while trailing by six runs or more since May 15, 2008 at SF...was the second time in club history that the Astros scored 11 runs in an inning (also July 18, 1994 vs. STL, 6th inn.)...was one run behind the franchise record of 12 set on May 31, 1975 at PHI (8th inn.).

11 STRAIGHT WINS: The Astros recorded an 11-game winning streak from May 25-June 5 this season, which marked the third-longest single-season winning streak in club history, and longest by a Major League team this season.

LONGEST SINGLE-SEASON WIN STREAKS (HOW)

T1. 12 games from Aug. 27-Sept. 8, 2004

T1. 12 games from Sept. 3-14, 1999

3. 11 games from May 25-June 5, 2017

2017 CLUB NOTES

DOUBLE TEAM: Houston doubled in a franchise-record 60 consecutive games from May 21-July 30, besting their previous record of 38 games set from July 27-Sept. 6, 1977...the streak ranks as the second-longest streak by an MLB club since 1913, trailing only the 1996 Indians (75g).

IMMORTALIZED: On July 30, **Jeff Bagwell** was inducted into the **National Baseball Hall of Fame** along with **Pudge Rodriguez** and **Tim Lincecum**... Bagwell joins **Craig Biggio** as the only players to go into the Hall as Astros.

ELIAS SAYS: On the first four games of the Astros final road trip from Sept. 25-28, the Astros outscored their opponents 49-9, winning each game by at least nine runs...the last Major League team to win four consecutive games, each by at least a nine-run margin, was the Detroit Wolverines of the National League in 1887...Houston is only the third Major League team since 1931 to score 11-plus runs in four straight games on one road trip, joining the 1950 Boston Braves and the 2000 Seattle Mariners.

PITCHING IN: Monetary donations for hurricane relief are being accepted at **YouCaring.com/Astrosharvey**...additionally, Astros Owner and Chairman **Jim Crane**, the Astros ownership group and the Astros Foundation have all pledged a donation of \$4 million to relief efforts.

WINS FOR WARRIORS: Organized by **RHP Justin Verlander**, the **Wins for Warriors Foundation** is launching a grantmaking program and taking applications to provide financial assistance to military and veteran families that have been impacted by Hurricane Harvey...Verlander is also personally donating \$100,000 towards starting this fund, and has committed his playoff share to Wins for Warriors... **The Astros Foundation** is matching the grants awarded up to \$100,000...for more information, visit: www.winsforwarriors.org/harvey.

AID TO PR: The Astros Foundation, in partnership with Crane Worldwide, FedEx and the Houston Mayor's Office, facilitated the transport of over 240,000 pounds of supplies, equivalent to approximately six truck-loads of air cargo, to aid in Puerto Rico relief efforts in the wake of Hurricane Maria... the Astros support the efforts of **Carlos Beltrán** and several of his teammates in providing relief.

2017 ATTENDANCE

	TOTAL	AVG
HOME (MMP only, 78 games)	2,390,668	30,650
ROAD (79 dates)	2,186,570	27,678

ASTROS BY DAYS

	WON	LOST	PCT.
Monday	12	4	.750
Tuesday	17	8	.680
Wednesday	16	9	.640
Thursday	9	9	.500
Friday	17	8	.680
Saturday	13	14	.481
Sunday	17	9	.654

ASTROS BY MONTHS

	WON	LOST	PCT.
April	16	9	.640
May	22	7	.759
June	16	11	.593
July	15	9	.625
August	11	17	.393
September/October	21	8	.724

ABOUT THE 2016 RECORD

Overall Record:	101-61	
Home Record (MMP only):	47-31	
--with Roof Open:	8-6	
--with Roof Closed:	39-25	
--with Roof Open/Closed:	0-0	
Road Record:	53-28	
Series Record:	34-14-3	
Sweeps:	12-3	
When Scoring 4 or More Runs:	83-22	
When Scoring 3 or Fewer Runs:	18-39	
Shutouts:	9-5	
In One-Run Games:	19-13	
In Two-Run Games:	16-17	
vs. Left-Handed Starters:	21-23	
vs. Right-Handed Starters:	80-38	
During the Day:	33-16	
At Night:	68-45	
When Scoring First:	70-22	
Opponent Scores First:	31-39	
Outhit Opponent:	88-14	
Outhit by Opponent:	8-45	
Equal Hits:	5-2	
When Hitting Home Run:	83-43	
No Home Runs:	18-18	
Walkoff Home Runs:	1-0	
Come-from-Behind Wins:	43	
Largest Comeback:	6	
Losses After Leading:	31	
Last At-Bat Wins:	9	
Largest Blown Lead:	6	
Extra-Inning Games:	4-4	
Different Batting Orders:	144	
After Six Innings:		
Lead: 81-12	Tied: 6-5	Trail: 13-45
After Seven Innings:		
Lead: 89-4	Tied: 4-9	Trail: 8-48
After Eight Innings:		
Lead: 95-1	Tied: 4-6	Trail: 2-54

2017 ASTROS DAY-BY-DAY

Date	Game	Opp.	W-L/Score	Rec.	Pos.	GB	Astros POR	Opp. POR	Save	Attend.	Hm. Attend.
4/3	1	SEA	W 3-0	1-0	T-1st	-	Keuchel (1-0)	Hernandez (0-1)	Giles (1)	41,678*	41,678
4/4	2	SEA	W 2-1	2-0	1st	(1.0)	McCullers (1-0)	Iwakuma (0-1)	Giles (2)	21,406	63,084
4/5	3	SEA	W 5-3 (13)	3-0	1st	(1.0)	Peacock (1-0)	De Jong (0-1)	-	20,303	83,387
4/6	4	SEA	L 2-4	3-1	1st	(1.0)	Giles (0-1)	Altavilla (1-1)	Díaz (1)	18,362	101,749
4/7	5	KC	L 1-5	3-2	T-1st	-	Fiers (0-1)	Vargas (1-0)	-	30,491	132,240
4/8	6	KC	L 3-7	3-3	T-2nd	1.0	Gregerson (0-1)	Duffy (1-0)	-	35,373	167,613
4/9	7	KC	W 5-4 (12)	4-3	2nd	1.0	Devenski (1-0)	Strahm (0-2)	-	32,411	200,024
4/10	8	@SEA	L 0-6	4-4	T-2nd	1.5	Morton (0-1)	Paxton (0-1)	-	44,856	-
4/11	9	@SEA	W 7-5	5-4	2nd	1.5	Musgrove (1-0)	Miranda (0-2)	-	18,527	-
4/12	10	@SEA	W 10-5	6-4	T-1st	-	Peacock (2-0)	Altavilla (1-1)	-	14,479	-
4/14	11	@OAK	W 7-2	7-4	1st	(1.0)	Keuchel (2-0)	Madson (0-1)	-	15,385	-
4/15	12	@OAK	W 10-6	8-4	1st	(2.0)	Harris (1-0)	Casilla (0-1)	-	20,140	-
4/16		@OAK	PPD - rain								
4/17	13	LAA	W 3-0	9-4	1st	(3.5)	Morton (1-1)	Chávez (1-2)	Giles (3)	23,501	223,525
4/18	14	LAA	L 2-5	9-5	1st	(2.5)	Musgrove (1-1)	Nolasco (1-2)	Bedrosian (3)	21,760	245,285
4/19	15	LAA	W 5-1	10-5	1st	(3.0)	Keuchel (3-0)	Ramirez (2-2)	-	24,028	269,313
4/20	16	LAA	W 2-1	11-5	1st	(3.0)	McCullers (2-0)	Shoemaker (0-1)	Devenski (1)	23,173	292,486
4/21	17	@TB	W 6-3	12-5	1st	(3.0)	Feliz (1-0)	Cobb (1-2)	Giles (4)	17,693	-
4/22	18	@TB	L 3-6	12-6	1st	(2.0)	Morton (1-2)	Pruitt (2-0)	Colome (4)	17,008	-
4/23	19	@TB	W 6-4 (10)	13-6	1st	(3.0)	Gregerson (1-1)	Garton (0-1)	Giles (5)	15,548	-
4/25	20	@CLE	W 4-2	14-6	1st	(4.0)	KEUCHEL (4-0)	Tomlin (1-3)	-	14,581	-
4/26	21	@CLE	L 6-7	14-7	1st	(4.0)	McCullers Jr. (2-1)	Bauer (2-2)	Allen (4)	16,052	-
4/27	22	@CLE	L 3-4	14-8	1st	(3.0)	Devenski (1-1)	Kluber (3-1)	Allen (5)	14,452	-
4/28	23	OAK	W 9-4	15-8	1st	(3.0)	Morton (2-2)	Cotton (2-3)	-	28,472	320,958
4/29	24	OAK	L 1-2	15-9	1st	(3.0)	Musgrove (1-2)	Triggs (4-1)	Casilla (4)	32,147	353,105
4/30	25	OAK	W 7-2	16-9	1st	(3.0)	Keuchel (5-0)	Hahn (1-2)	Giles (6)	34,880	387,985
5/1	26	TEX	W 6-2	17-9	1st	(3.5)	Devenski (2-1)	Cashner (0-3)	Giles (7)	22,556	410,541
5/2	27	TEX	W 8-7	18-9	1st	(3.5)	Hoyt (1-0)	Kela (0-1)	Harris (1)	26,208	436,749
5/3	28	TEX	W 10-1	19-9	1st	(4.5)	Morton (3-2)	Martinez (0-1)	-	27,439	464,188
5/4	29	TEX	L 4-10	19-10	1st	(4.5)	Musgrove (1-3)	Griffin (3-0)	-	27,391	491,579
5/5	30	@LAA	W 7-6 (10)	20-10	1st	(5.5)	Giles (1-1)	Norris (0-1)	-	34,556	-
5/6	31	@LAA	L 1-2	20-11	1st	(4.5)	Devenski (2-2)	Norris (1-1)	-	41,097	-
5/7	32	@LAA	W 5-3	21-11	1st	(5.5)	Fiers (1-1)	Shoemaker (1-2)	Giles (8)	38,383	-
5/9	33	ATL	W 8-3	22-11	1st	(6.0)	Morton (4-2)	Colón (1-4)	-	28,724	520,303
5/10	34	ATL	W 4-2	23-11	1st	(6.0)	Musgrove (2-3)	García (1-2)	Giles (9)	23,676	543,979
5/11	35	@NYY	W 3-2	24-11	1st	(7.0)	Keuchel (6-0)	Pineda (3-2)	Giles (10)	39,050	-
5/12	36	@NYY	W 5-1	25-11	1st	(8.0)	McCullers Jr. (3-1)	Montgomery (2-2)	-	41,150	-
5/14	37	@NYY (1)	L 6-11	25-12	1st	(7.5)	Harris (1-1)	Warren (1-0)	-	-	-
5/14	38	@NYY (2)	W 10-7	26-12	1st	(7.5)	Morton (5-2)	Tanaka (5-2)	-	47,833*	-
5/15	39	@MIA	W 7-2	27-12	1st	(8.0)	Musgrove (3-3)	Tazawa (1-1)	-	16,448	-
5/16	40	@MIA	W 12-2	28-12	1st	(8.0)	Keuchel (7-0)	Koehler (1-2)	-	18,056	-
5/17	41	@MIA	W 3-0	29-12	1st	(8.0)	McCullers Jr. (4-1)	Urena (1-2)	Giles (11)	24,699	-
5/19	42	CLE	L 3-5	29-13	1st	(6.5)	Morton (5-3)	Bauer (4-4)	Allen (11)	36,446	580,425
5/20	43	CLE	L 0-3	29-14	1st	(6.5)	Fiers (1-2)	Clevinger (2-1)	Allen (12)	34,698	615,123
5/21	44	CLE	L 6-8	29-15	1st	(5.5)	Musgrove (3-4)	Salazar (3-4)	-	33,476	648,599
5/22	45	DET	W 1-0	30-15	1st	(6.0)	Devenski (3-2)	Fulmer (5-2)	Giles (12)	22,146	670,745
5/23	46	DET	W 6-2	31-15	1st	(7.0)	McCullers (5-1)	Zimmermann (4-3)	-	23,179	693,924
5/24	47	DET	L 3-6	31-16	1st	(7.0)	Devenski (3-3)	Greebe (1-0)	-	26,481	720,405
5/25	48	DET	W 7-6	32-16	1st	(8.0)	Gregerson (2-1)	A.Wilson (1-2)	Giles (13)	25,046	745,451
5/26	49	BAL	W 2-0	33-16	1st	(9.0)	Musgrove (4-4)	Gausman (2-4)	Giles (14)	31,380	776,831
5/27	50	BAL	W 5-2	34-16	1st	(9.0)	Keuchel (8-0)	Miley (1-3)	Harris (2)	32,761	809,592
5/28	51	BAL	W 8-4	35-16	1st	(10.0)	McCullers Jr. (6-1)	Asher (1-3)	-	34,720	844,312
5/29	52	@MIN	W 16-8	36-16	1st	(11.0)	Jankowski (1-0)	Breslow (1-1)	-	24,472	-
5/30	53	@MIN	W 7-2	37-16	1st	(11.0)	Fiers (2-2)	Berrios (3-1)	-	22,616	-
5/31	54	@MIN	W 17-6	38-16	1st	(11.0)	Feliz (2-0)	Santiago (4-5)	-	25,593	-
6/2	55	@TEX	W 7-1	39-16	1st	(12.5)	Keuchel (9-0)	Darvish (5-4)	-	39,729	-
6/3	56	@TEX	W 6-5	40-16	1st	(12.5)	Devenski (4-3)	Cashner (2-5)	Giles (15)	44,168	-
6/4	57	@TEX	W 7-2	41-16	1st	(13.5)	Peacock (3-0)	Perez (2-6)	-	39,204	-
6/5	58	@KC	W 7-3	42-16	1st	(14.0)	Fiers (3-2)	Kennedy (0-6)	-	21,892	-
6/6	59	@KC	L 7-9	42-17	1st	(13.0)	Giles (1-2)	Minor (3-1)	-	20,974	-
6/7	60	@KC	L 5-7	42-18	1st	(12.0)	Díaz (0-1)	Vargas (8-3)	Herrera (13)	25,628	-
6/8	61	@KC	W 6-1	43-18	1st	(13.0)	Harris (2-1)	Herrera (1-2)	-	32,747	-
6/9	62	LAA	L 4-9	43-19	1st	(12.0)	Peacock (3-1)	Shoemaker (6-3)	-	40,786	885,098
6/10	63	LAA	W 3-1	44-19	1st	(13.0)	Fiers (4-2)	Nolasco (2-7)	Giles (16)	41,296*	926,394
6/11	64	LAA	L 6-12	44-20	1st	(12.0)	Feliz (2-1)	Middleton (1-0)	-	32,425	958,819
6/12	65	TEX	L 1-6	44-21	1st	(12.0)	Musgrove (4-5)	Darvish (6-4)	-	25,698	984,517
6/13	66	TEX	L 2-4	44-22	1st	(11.0)	Gregerson (2-2)	Leclerc (1-1)	Bush (8)	27,611	1,012,132
6/14	67	TEX	W 13-2	45-22	1st	(11.0)	Martes (1-0)	Cashner (3-6)	-	37,251	1,049,353
6/16	68	BOS	L 1-2	45-23	1st	(11.0)	Harris (2-2)	Kelly (3-0)	Kimble (19)	36,189	1,085,542
6/17	69	BOS	W 7-1	46-23	1st	(11.0)	Paulino (1-0)	Porcello (3-9)	-	41,017*	1,126,559
6/18	70	BOS	L 5-6	46-24	1st	(11.0)	Musgrove (4-6)	Price (2-1)	Kimble (20)	38,389	1,164,948
6/19	71	@OAK	W 4-1	47-24	1st	(12.0)	Peacock (4-1)	Gossett (0-2)	Giles (17)	10,482	-
6/20	72	@OAK	W 8-4	48-24	1st	(12.0)	Martes (2-0)	Gray (2-3)	-	15,362	-
6/21	73	@OAK	W 5-1	49-24	1st	(12.5)	Fiers (5-2)	Manaea (6-4)	-	12,277	-
6/22	74	@OAK	W 12-9	50-24	1st	(12.5)	Paulino (2-0)	Hahn (3-5)	Devenski (3)	18,747	-
6/23	75	@SEA	L 3-13	50-25	1st	(11.5)	Musgrove (4-7)	Hernandez (3-2)	-	31,783	-
6/24	76	@SEA	W 5-2	51-25	1st	(12.5)	McCullers (7-1)	Gaviglio (3-2)	-	29,820	-
6/25	77	@SEA	W 8-2	52-25	1st	(13.0)	Feliz (3-1)	Miranda (6-4)	-	33,010	-
6/27	78	OAK	L 4-6	52-26	1st	(12.5)	Fiers (5-3)	Manaea (7-4)	Casilla (14)	28,312	1,193,260
6/28	79	OAK	W 11-8	53-26	1st	(12.5)	Feliz (4-1)	Hahn (3-6)	Giles (18)	34,075	1,227,335
6/29	80	OAK	W 6-1	54-26	1st	(13.5)	Peacock (5-1)	Gossett (1-3)	-	29,509	1,256,844
6/30	81	NYF	L 4-13	54-27	1st	(13.5)	Feliz (4-2)	Pineda (8-4)	Mitchell (1)	40,024	1,296,868
7/1	82	NYF	W 7-6	55-27	1st	(13.5)	Díaz (1-1)	Betances (3-3)	Giles (19)	41,010*	1,337,878

2017 ASTROS DAY-BY-DAY

Date	Game	Opp.	W-L/Score	Rec.	Pos.	GB	Astros POR	Opp. POR	Save	Attend.	Hm. Atten.
7/2	83	NY Yankees	W 8-1	56-27	1st	(14.5)	Devenski (5-3)	Severino (5-4)	-	41,761*	1,379,639
7/4	84	@ATL	W 16-4	57-27	1st	(16.0)	Peacock (6-1)	Newcomb (1-3)	-	41,456*	-
7/5	85	@TOR	W 10-4	58-27	1st	(16.0)	Devenski (6-3)	García (2-7)	-	37,278	-
7/6	86	@TOR	L 4-7	58-28	1st	(15.5)	Liriano (5-4)	McCullers (7-2)	Osuna (22)	40,949	-
7/7	87	@TOR	W 12-2	59-28	1st	(16.5)	Morton (6-3)	Sanchez (0-2)	-	37,332	-
7/8	88	@TOR	L 2-7	59-29	1st	(15.5)	Fiers (5-4)	Stroman (9-5)	-	46,659*	-
7/9	89	@TOR	W 11-1	60-29	1st	(16.5)	Peacock (7-1)	Happ (3-6)	-	46,622*	-
7/11	All-Star Game	AL 2, NL 1	(10)	-	-	-	C. Kimbrel	W. Davis	A. Miller	37,188	-
7/14	90	MIN	W 7-5	61-29	1st	(16.5)	Morton (7-3)	Berrios (8-3)	-	38,006	1,417,645
7/15	91	MIN	L 2-4	61-30	1st	(15.5)	Musgrove (4-8)	Santana (11-6)	Kintzler (25)	41,038*	1,458,683
7/16	92	MIN	W 5-3	62-30	1st	(16.5)	Fiers (6-4)	Gibson (5-8)	Giles (20)	38,253	1,496,936
7/17	93	SEA	L 7-9 (10)	62-31	1st	(15.5)	Sipp (0-1)	Gallardo (4-7)	Diaz (17)	24,701	1,521,637
7/18	94	SEA	W 6-2	63-31	1st	(16.5)	Peacock (8-1)	Gaviglio (3-5)	Gregerson (1)	27,111	1,548,748
7/19	95	SEA	L 1-4	63-32	1st	(15.5)	Paxton (9-3)	Morton (7-4)	Diaz (18)	35,191	1,583,939
7/21	96	@BAL	W 8-7	64-32	1st	(17.0)	Fiers (7-4)	Jimenez (4-6)	Giles (21)	25,784	-
7/22	97	@BAL	W 8-4	65-32	1st	(17.0)	Martez (3-0)	O'Day (1-3)	-	32,524	-
7/23	98	@BAL	L 7-9	65-33	1st	(17.0)	Givens (7-0)	Gregerson (2-3)	Britton (6)	21,533	-
7/24	99	@PHI	W 13-4	66-33	1st	(17.0)	Musgrove (5-8)	Velasquez (2-6)	-	17,567	-
7/25	100	@PHI	W 5-0	67-33	1st	(17.0)	Morton (8-4)	Pivetta (3-6)	-	17,176	-
7/26	101	@PHI	L 0-9	67-34	1st	(17.0)	Fiers (7-5)	Nola (8-6)	-	19,718	-
7/28	102	@DET	W 6-5	68-34	1st	(18.0)	Peacock (9-1)	Rondon (1-2)	-	30,358	-
7/29	103	@DET	L 3-5	68-35	1st	(17.0)	Martez (3-1)	Boyd (5-5)	J. Wilson (13)	33,766	-
7/30	104	@DET	L 1-13	68-36	1st	(16.0)	McCullers Jr. (7-3)	Verlander (6-7)	-	31,970	-
7/31	105	TB	W 14-7	69-36	1st	(16.0)	Morton (9-4)	Cobb (9-7)	-	24,154	1,608,093
8/1	106	TB	L 4-6	69-37	1st	(15.0)	Fiers (7-6)	Archer (8-6)	Colomé (31)	22,985	1,631,078
8/2	107	TB	L 0-3	69-38	1st	(15.0)	Keuchel (9-1)	Pruitt (6-2)	Colomé (32)	26,722	1,657,800
8/3	108	TB	L 3-5	69-39	1st	(15.0)	Liriano (6-6)	Boxberger (3-3)	Colomé (33)	23,404	1,681,204
8/4	109	TOR	W 16-7	70-39	1st	(15.0)	Peacock (10-1)	Valdez (1-1)	-	39,287	1,720,491
8/5	110	TOR	L 3-4 (10)	70-40	1st	(14.5)	Liriano (6-7)	Tepera (6-1)	Osuna (28)	41,950*	1,762,441
8/6	111	TOR	W 7-6	71-40	1st	(15.0)	Martez (4-1)	Osuna (3-3)	-	36,300	1,798,741
8/8	112	@CWS	L 5-8	71-41	1st	(14.0)	Keuchel (9-2)	Holland (6-11)	Clippard (2)	13,974	-
8/9	113	@CWS	L 1-7	71-42	1st	(13.0)	McHugh (0-1)	Gonzalez (6-10)	-	14,824	-
8/10	114	@CWS	L 2-3 (11)	71-43	1st	(13.0)	Martez (4-2)	Holmberg (2-3)	-	18,034	-
8/11	115	@TEX	L 4-6	71-44	1st	(13.0)	Morton (9-5)	Hamel (7-1)	-	33,897	-
8/12	116	@TEX	L 3-8	71-45	1st	(12.0)	Fiers (7-7)	Ross (3-2)	-	47,306*	-
8/13	117	@TEX	W 2-1	72-45	1st	(12.0)	Keuchel (10-2)	Cashner (7-9)	Giles (23)	31,517	-
8/14	118	@ARI	L 0-2	72-46	1st	(11.5)	McHugh (0-2)	Greinke (14-5)	Rodney (27)	20,405	-
8/15	119	@ARI	W 9-4	73-46	1st	(12.5)	Martez (5-2)	Banda (1-3)	-	16,935	-
8/16	120	ARI	W 9-5	74-46	1st	(12.5)	Morton (10-5)	Walker (6-7)	-	27,278	1,826,019
8/17	121	ARI	L 0-4	74-47	1st	(12.0)	Fiers (7-8)	Corbin (10-11)	-	27,949	1,853,968
8/18	122	OAK	W 3-1	75-47	1st	(13.0)	Keuchel (11-2)	Manaea (8-8)	Giles (24)	30,908	1,884,876
8/19	123	OAK	W 3-0	76-47	1st	(13.0)	McHugh (1-2)	Graveman (3-4)	Clippard (4)	32,796	1,917,672
8/20	124	OAK	L 2-3	76-48	1st	(12.0)	Peacock (10-6)	Cotton (6-10)	Treinen (4)	34,011	1,951,683
8/22	125	WSH	L 3-4	76-49	1st	(11.5)	Morton (10-6)	Roark (10-8)	Doollittle (15)	23,798	1,975,481
8/23	126	WSH	W 6-1	77-49	1st	(12.5)	Fiers (8-8)	Jackson (4-3)	-	23,434	1,998,915
8/24	127	WSH	L 4-5 (11)	77-50	1st	(12.5)	Clippard (2-7)	Albers (7-2)	Solis (1)	24,761	2,023,676
8/25	128	@LAA	W 2-1	78-50	1st	(12.5)	McHugh (2-2)	Bridwell (7-2)	Giles (25)	42,333	-
8/26	129	@LAA	L 6-7	78-51	1st	(12.5)	Clippard (2-8)	Wood (1-0)	Parker (2)	41,101	-
8/27	130	@LAA	W 7-5	79-51	1st	(13.5)	Musgrove (6-8)	Bedrosian (3-3)	Giles (26)	37,606	-
8/29*	131	TEX	L 2-12	79-52	1st	(12.0)	Fiers (8-9)	Perez (10-10)	-	3,485	-
8/30*	132	TEX	L 1-8	79-53	1st	(11.0)	Keuchel (11-3)	Cashner (8-9)	-	6,123	-
8/31**	133	TEX	W 5-1	80-53	1st	(11.5)	Devenski (7-3)	Martínez (3-6)	Giles (27)	3,385	-
9/2	134	NYM (1)	W 12-8	81-53	1st	(12.5)	Morton (11-6)	Harvey (8-8)	-	30,319	2,053,995
9/2	135	NYM (2)	W 4-1	82-53	1st	(12.5)	Musgrove (7-8)	Lugo (5-4)	Giles (28)	34,904	2,088,889
9/3	136	NYM	W 8-6	83-53	1st	(13.5)	Harris (3-2)	Flexen (3-4)	Devenski (4)	32,065	2,120,954
9/4	137	@SEA	W 6-2	84-53	1st	(13.5)	Keuchel (12-3)	Rzepczynski (2-1)	-	20,108	-
9/5	138	@SEA	W 3-1	85-53	1st	(13.5)	Verlander (11-8)	Pazos (4-5)	Giles (29)	14,568	-
9/6	139	@SEA	W 5-3	86-53	1st	(14.5)	Devenski (8-3)	Diaz (3-6)	-	15,104	-
9/8	140	@OAK	L 8-9	86-54	1st	(14.5)	Giles (1-3)	Treinen (2-4)	-	12,288	-
9/9	141	@OAK (1)	L 1-11	86-55	1st	(14.0)	Morton (11-7)	Gossett (4-8)	-	-	-
9/9	142	@OAK (2)	L 4-11	86-56	1st	(14.0)	Devenski (8-4)	Hatcher (1-1)	-	19,244	-
9/10	143	@OAK	L 2-10	86-57	1st	(13.0)	Keuchel (12-4)	Graveman (5-4)	-	15,892	-
9/12	144	@LAA	W 1-0	87-57	1st	(14.0)	Verlander (12-8)	Richards (0-1)	Giles (30)	36,088	-
9/13	145	@LAA	L 1-9	87-58	1st	(13.0)	Skaggs (2-5)	Fiers (8-10)	-	33,899	-
9/14	146	@LAA	W 5-2	88-58	1st	(14.0)	Peacock (11-2)	Nolasco (6-14)	-	35,715	-
9/15	147	SEA	W 5-2	89-58	1st	(14.0)	Morton (12-7)	Paxton (12-4)	Giles (31)	28,328	2,149,282
9/16	148	SEA	W 6-8	90-58	1st	(14.0)	Keuchel (13-4)	Ramirez (5-6)	Musgrove (1)	33,650	2,182,932
9/17**	149	SEA	W 7-1	91-58	1st	(15.0)	Verlander (13-8)	Moore (1-4)	-	30,247	2,213,179
9/19	150	CWS	W 3-1	92-58	1st	(16.0)	McHugh (3-2)	Gioiito (2-3)	Giles (32)	23,293	2,236,472
9/20	151	CWS	W 4-3	93-58	1st	(17.0)	Peacock (12-2)	Shields (4-7)	Musgrove (2)	24,995	2,261,467
9/21	152	CWS	L 1-3	93-59	1st	(17.0)	Keuchel (13-5)	Velazquez (1-0)	Minaya (5)	24,283	2,285,570
9/22	153	LAA	W 3-0	94-59	1st	(18.0)	Verlander (14-8)	Petit (5-2)	Giles (33)	34,127	2,319,877
9/23	154	LAA	W 6-2	95-59	1st	(19.0)	Morton (13-7)	Norris (2-6)	-	34,035	2,353,912
9/24	155	LAA	L 5-7	95-60	1st	(18.0)	Devenski (8-5)	Middleton (6-1)	Parker (7)	36,756	2,390,668
9/25	156	@TEX	W 11-2	96-60	1st	(19.0)	McHugh (4-2)	Cashner (10-11)	-	30,390	-
9/26	157	@TEX	W 14-3	97-60	1st	(19.0)	Keuchel (14-5)	Hamel (11-5)	-	28,976	-
9/27	158	@TEX	W 12-2	98-60	1st	(20.0)	Verlander (15-8)	Martínez (3-8)	-	26,053	-
9/28	159	@BOS	W 12-2	99-60	1st	(21.0)	Keuchel (13-2)	Rodríguez (6-7)	-	34,222	-
9/29	160	@BOS	W 3-2	100-60	1st	(21.0)	Morton (14-7)	Fister (5-9)	Giles (34)	36,623	-
9/30	161	@BOS	L 3-6	100-61	1st	(21.0)	McCullers Jr. (7-4)	Pomeranz (17-6)	-	35,722	-
10/1	162	@BOS	W 4-3	101-61	1st	(21.0)	McHugh (5-2)	Abad (2-1)	Clippard (5)	34,517	-

*Astros home games played at Tropicana Field in St. Petersburg, Fla.

**Climbed AL West Division

2017 SEASON IN REVIEW

W-L BREAKDOWNS

	HOME		ROAD		TOTALS	
	W	L	W	L	W	L
VS. BALTIMORE	3	0	2	1	5	1
VS. BOSTON	1	2	3	1	4	3
VS. NEW YORK	2	1	3	1	5	2
VS. TAMPA BAY	1	3	2	1	3	4
VS. TORONTO	2	1	2	2	4	3
TOTALS VS. EAST	9	7	12	6	21	13

	W	L	W	L	W	L
	VS. CLEVELAND	0	3	1	2	1
VS. CHICAGO	2	1	0	3	2	4
VS. DETROIT	3	1	1	2	4	3
VS. KANSAS CITY	1	2	2	2	3	4
VS. MINNESOTA	2	1	3	0	5	1
TOTALS VS. CENTRAL	8	8	7	9	15	17

	W	L	W	L	W	L
	VS. LOS ANGELES	6	4	6	3	12
VS. OAKLAND	6	3	6	4	12	7
VS. SEATTLE	7	3	7	2	14	5
VS. TEXAS	25	5	7	2	12	7
TOTALS VS. WEST	24	15	26	11	50	26

	W	L	W	L	W	L
	VS. ARIZONA	1	1	1	1	2
VS. ATLANTA	2	0	2	0	4	0
VS. MIAMI	0	0	3	0	3	0
VS. WASHINGTON	1	2	0	0	1	2
VS. NEW YORK	3	0	0	0	3	0
VS. PHILADELPHIA	0	0	2	1	2	1
TOTALS VS. NL	7	3	8	2	15	5

TOTALS VS. AL	41	30	45	26	86	56
OVERALL TOTALS	48	33	53	28	101	61

MISCELLANEOUS WIN-LOSS

	HOME		ROAD		TOTALS	
	W	L	W	L	W	L
SHUTOUTS	6	3	3	3	9	6
SHO - INDIVIDUAL	0	0	0	0	0	0
EXTRA INNINGS	2	3	2	1	4	4
ONE-RUN DECISIONS	9	7	10	6	19	13
TWO-RUN DECISIONS	9	11	7	6	16	17
VS. LH STARTERS	137	13	14	11	21	24
VS. RH STARTERS	41	20	39	17	80	37
GRASS FIELDS	47	31	49	25	96	56
ARTIFICIAL FIELDS	1	2	4	3	5	5
DAY GAMES	16	7	17	9	33	16
NIGHT GAMES	32	26	36	19	68	45

	WON	LOST	SPLIT
	W	L	
Doubleheaders	0	1	1
Starters	71	39	
Relievers	30	22	
Longest Streaks	11	5	

	W-L	PCT.	GB
Astros: 1st half	60-29	.674	(16.5)
Astros: 2nd half	41-32	.562	(4.5)

ASTROS MISCELLANEOUS

	HOU	OPP
Double Plays Grounded Into	153	178
Triple Plays	0	0
Left On Base	1094	1073
Grand Slam HR	5	6
Home Runs-home	115	101
Home Runs-road	123	91

ASTROS LAST HOME RUNS

Player	Date	Opponent/Pitcher	AB Since	Rec.*
Altuve	9/19/17	CWS/Giolitto	34	13-10
Beltrán	8/16/17	ARI/Walker	85	9-5
Bregman	9/29/17	@BOS/Fister	7	12-7
Centeno	5/25/17	DET/Verlander	47	2-0
Correa	9/28/17	@BOS/Barnes	6	18-3
Davis	9/10/17	@OAK/Moll	10	2-2
Fisher	9/17/17	SEA/Moore	29	3-1
Gattis	9/23/17	LAA/Paredes	28	8-3
Gonzalez	9/25/17	@TEX/Espino	15	15-7
Gurriel	9/22/17	LAA/Petit	27	14-4
Kemp	9/25/16	LAA/Wright	54	0-0
Marisnick	8/26/17	@LAA/Skaggs	15	9-4
Maybin	9/26/17	@TEX/Méndez	10	10-0
McCann	9/30/17	@BOS/Kimbrel	0	12-6
Moran	7/21/17	@BAL/Bleier	7	1-0
Reddick	9/8/17	@OAK/Cotton	43	10-3
Springer	9/27/17	@TEX/Barnette	11	23-7
Stassi	8/23/17	WSH/Grace	10	2-0
White	8/5/17	TOR/Estrada	35	1-1

* Team record when hitting a home run

ASTROS REPLAY REVIEWS

The Astros were successful in 17 of their 41 (41.5%) overall challenges in 2017.

ASTROS EJECTIONS

Date	Personnel	Umpire
1. 6/18 vs. BOS	Gurriel	Gibson
	Following strikeout looking	
2. 7/7 at TOR	Gonzalez	Libka
	Arguing from dugout	
3. 8/6 vs. TOR	Reddick	Drake
	Following strikeout looking	
4. 8/25 at LAA	Cora	Diaz
	Arguing from dugout	
5. 8/31 vs. TEX	Hinch	West
	Arguing interference call	
6. 9/10 at OAK	Marisnick	De Jesus
	Following strikeout looking	
7. 9/22 vs. LAA	Gonzalez	lassogna
	Following strikeout looking	
8. 9/22 vs. LAA	Hinch	lassogna
	Following Gonzalez strikeout	

HIGHS AND LOWS

GENERAL

Longest Winning Streak 11, 5/25-6/5
 Longest Winning Streak, Home 9, 8/31-9/20
 Longest Winning Streak, Road 11, 5/14-6/5
 Most Consecutive Losses 5, 8/8-12
 Most Consecutive Losses, Home 3 (5x), last, 8/24-30
 Most Consecutive Losses, Road 7, 7/29-8/12
 Longest Game, Time 4:25, 4/5 vs. SEA
 Shortest Game, Time 2:28, 9/13 at LAA
 Longest Game, Innings 13.0, 4/5 vs. SEA
 Best Homestand, Percentage 1.000 (2-0), 5/9-10
 Worst Homestand, Percentage333 (3-6), 6/9-18
 Best Road Trip, Percentage857 (6-1) 3x, last, 9/25-10/1
 Worst Road Trip, Percentage250 (2-6), 8/8-15
 Most Runners Left on Base 16, 5/4 vs. TEX
 Double Plays Turned 6, 8/19 vs. OAK
 Opponent Double Plays Turned 4, 7/8 at TOR
 Most Errors 3 (4x), last, 6/30 vs. NYY
 Largest Margin of Victory 18, 7/9 at TOR (19-1)
 Largest Margin of Defeat 12, 7/30 at DET (13-1)
 Biggest Comeback to Win 6, 5/29 at MIN (down 2-8, won 16-8)
 Most Games Over .500 ... 40 (2x), 101-61, after game on 10/1 at BOS
 Biggest Lead Lost to Lose 6, 7-1 lead, lost 9-7 on 6/6 at KC
 Highest Attendance, Home 41,950, 8/5 vs. TOR
 Highest Attendance, Road 47,883, 5/14 (2) at NYY

TEAM BATTING

Most Runs, Game 19, 7/9 at TOR
 Fewest Runs, Game 0 (6x), last, 8/17 vs. ARI
 Most Runs, Inning 11, 5/29 at MIN (8th)
 Most Hits, Game ... 19 (3x), 7/4 at ATL, 6/14 vs. TEX and 5/31 at MIN
 Most Hits, Inning ... 8 (2x), 8/4 vs. TOR (4th) and 5/29 at MIN (8th)
 Fewest Hits, Game 2 (2x), last, 9/5 at SEA
 Most Doubles, Game 7 (3x), 7/5 at ATL, 7/4 at ATL, 7/2 vs. NYY
 Most Triples, Game 2 (2x), last, 8/15 at ARI
 Most Homers, Game 6, 5/31 at MIN
 Most Consecutive Games, Homer 19, 5/23-6/11
 Most Consecutive Games, No Homer 5, 9/12-17
 Most Extra-Base Hits, Game 10, 7/4 at ATL
 Fewest Extra-Base Hits, Game 0 (2x), last, 5/14 at NYY
 Most Total Bases, Game 39, 5/31 at MIN
 Most Walks, Game 10, 5/4 vs. TEX
 Fewest Walks, Game 0 (9x), last, 9/12 at LAA
 Most Strikeouts, Game 13 (2x), 7/26 at PHI and 4/26 at CLE
 Fewest Strikeouts, Game 1 (3x), last, 9/3 vs. NYM
 Most Stolen Bases, Game 5, 4/15 at OAK
 Most Opponent Stolen Bases, Game 4 (2x), last, 9/3 vs. NYM
 Longest Scoreless Inning Streak ... 14.0 innings 9/12 (3rd)-9/13 (7th)

INDIVIDUAL BATTING

Most At-Bats, Game 7, Springer, 4/5 vs. SEA
 Most Runs, Game 4 (5x), last, Marisnick, 7/31 vs. TB
 Most Hits, Game 4 (17x), last, Correa, 9/28 at BOS
 Most Consecutive Hits (in ABs) 8, Altuve, 7/23-24
 Most Doubles, Game 2 (32x), last, Gurriel, 10/1 at BOS
 Most Triples, Game 2, Altuve, 5/17 at MIA
 Most Home Runs, Game 2 (12x), last, Correa, 9/27 at TEX
 Most RBI, Game 5 (7x), last, White, 8/4 vs. TOR
 Most Walks, Game 3 (4x), last, Springer, 9/15 vs. LAA
 Most Strikeouts, Game 4, Marisnick, 5/12 at NYY
 Most Stolen Bases, Game 2 (8x), last, Altuve, 9/22 vs. LAA
 Longest Hitting Streak 19, Altuve, 7/2-28

TEAM PITCHING

Fewest Runs, Game 0 (8x), last, 9/22 vs. LAA
 Most Runs, Game 13 (3x), last, 7/30 at DET
 Fewest Hits, Game 1, 5/22 vs. DET
 Most Hits, Game 16, 6/23 at SEA
 Fewest Walks, Game 0 (4x), last, 5/26 vs. BAL
 Most Walks, Game 13, 9/9 at OAK (G1)
 Most Strikeouts, Game 18, 6/3 at TEX
 Longest Scoreless Inning Streak 20.0 (2x), last, 5/21 (5th)-5/23 (6th)

INDIVIDUAL PITCHING

Longest Winning Streak 9, Keuchel, 4/4-6/2
 Longest Losing Streak 4 (2x), last, Fiers, 7/26-8/17
 Most Innings Pitched, Starter 9.0, Keuchel, 4/25 at DET
 Most Innings Pitched, Relief 4.0 (4x), last, Peacock, 7/28 at CLE
 Fewest Hits, Complete Game 6, Keuchel, 4/25 at CLE
 Fewest Walks, Complete Game 3, Keuchel, 4/25 at CLE
 Most Walks, Game 6, Peacock, 6/29 vs. OAK
 Most Strikeouts, Game 12, Morton, 4/28 vs. OAK
 Most Strikeouts, Inning 3, many times
 Most Hit By Pitch, Game 2 (10x), last, Morton, 8/27 at LAA
 Longest Scoreless Inning Streak 22.0, McCullers Jr., 5/6-23

ASTROS HOME RUNS

Astros HR Chart	Solo	2-Run	3-Run	GS	Total
Altuve	15	7	2	0	24
Aoki	1	0	1	0	2
Beltrán	10	3	1	0	14
Bregman	11	6	1	1	19
Centeno	2	0	0	0	2
Correa	11	10	3	0	24
Davis	4	0	0	0	4
Fisher	4	1	0	0	5
Gattis	7	3	2	0	12
Gonzalez	11	7	4	1	23
Gurriel	8	7	2	1	18
Marisnick	11	4	1	0	16
Maybin	0	2	2	0	4
McCann	12	3	3	0	18
Moran	1	0	0	0	1
Reddick	5	6	1	1	13
Springer	23	6	4	1	34
Stassi	2	0	0	0	2
White	1	1	0	0	2
TOTALS	139	66	28	5	238

Grand Slams (5)

Player	Date	Opp./Pitcher(s)
Gonzalez	5/2	TEX/Kela
Bregman	5/14	at NYY (2)/Tanaka
Gurriel	5/15	at MIA/Tazawa
Reddick	7/4	at ATL/Mollet
Springer	9/27	at TEX/Barnette

Back-to-Back HR Combos (8)

Player	Date	Opp./Pitcher(s)
1. Correa/Beltrán	5/9	ATL/Colón
2. Springer/Reddick	5/14	at NYY (2)/Tanaka
3. Gonzalez/Bregman	5/21	CLE/McAllister
4. Fisher/Marisnick	6/14	TEX/Jeffress
5. Marisnick/Springer	6/18	BOS/Price/Hembree
6. McCann/Bregman	7/24	at PHI/Velazquez
7. Marisnick/Fisher	7/31	TB/Cobb
8. Bregman/Altuve	8/18	OAK/Manaea

Pinch Hit Home Runs (2)

Player	Date	Opp./Pitcher(s)
Gonzalez	7/22	at BAL/O'Day
Davis	9/10	at OAK/Moll

Leadoff Home Runs (9)

Springer (9): 4/3 vs. SEA, 4/6 vs. SEA, 4/9 vs. KC, 4/11 at SEA, 5/14 at NYY (2), 6/4 at TEX, 6/13 vs. TEX, 6/20 at OAK, 6/28 vs. OAK

Walk-off Home Runs (1)

Springer (1): 4/5 vs. SEA

2017 SEASON IN REVIEW

2017 ASTROS BATTING LEADERS

Batting Average.....	Altuve.....	.346	Walks.....	Springer.....	64
Games.....	Bregman.....	155	Intentional Walks.....	Correa.....	5
At-Bats.....	Altuve.....	590	Strikeouts.....	Springer.....	111
Runs.....	Altuve/Springer.....	112	Stolen Bases.....	Altuve.....	32
Hits.....	Altuve.....	204	Caught Stealing.....	Springer.....	7
Total Bases.....	Altuve.....	323	Grounded Into DP.....	Altuve.....	19
Doubles.....	Gurriel.....	43	Errors.....	Bregman.....	14
Triples.....	Bregman.....	5	Slugging Percentage.....	Altuve.....	.547
Home Runs.....	Springer.....	34	On-Base Percentage.....	Altuve.....	.410
Runs Batted In.....	Gonzalez.....	90	Pinch-Hit At-Bats.....	Beltran.....	10
Sacrifice Hits.....	Gonzalez.....	3	Pinch Hits.....	Beltran.....	4
Sacrifice Flies.....	Reddick.....	12	Pinch-Hit HR.....	Davis/Gonzalez.....	1
Hit by Pitches.....	Springer.....	11	Pinch-Hit RBI.....	Gattis.....	5

RUNS BY INNING

	1	2	3	4	5	6	7	8	9	X	TOTAL
ASTROS	97	100	105	117	84	103	112	99	71	8	896
OPPS	56	60	66	79	112	90	87	90	53	7	700

2017 STARTING LINEUPS: BATTING ORDER

- 1: Springer (90-47), Reddick (4-5), Fisher (4-4), Altuve (2-3), Bregman (1-1), Maybin (0-1)
 2: Reddick (42-18), Altuve (23-19), Bregman (25-17), Beltrán (7-2), Gonzalez (3-3), Aoki (0-1), Fisher (0-1), Kemp (1-0)
 3: Altuve (69-35), Correa (14-11), Reddick (14-11), Gurriel (3-4), Bregman (1-0)
 4: Correa (59-25), Gurriel (10-12), Gattis (12-9), Beltrán (7-6), Reddick (7-5), McCann (3-4), Gonzalez (3-0)
 5: Beltrán (32-16), Gonzalez (26-16), Gattis (13-10), McCann (15-8), Gurriel (10-5), Bregman (1-4), Reddick (3-2), White (1-0)
 6: Gurriel (19-14), Beltrán (18-13), Gonzalez (19-11), McCann (13-8), Bregman (14-5), Gattis (10-6), Reddick (3-1), Davis (1-1), Fisher (1-1), Maybin (2-0), White (1-1)
 7: Gurriel (22-13), Gonzalez (16-11), McCann (17-9), Bregman (14-8), Beltrán (11-6), Gattis (9-2), Davis (4-4), Fisher (3-5), Reddick (2-1), White (1-1), Aoki (1-0), Maybin (0-1), Stassi (1-0)
 8: Bregman (29-19), Gurriel (19-5), Centeno (9-4), Aoki (8-4), McCann (5-8), Gonzalez (6-3), Marisnick (5-3), White (5-2), Fisher (3-2), Gattis (3-2), Maybin (3-2), Stassi (3-2), Davis (1-3), Reddick (1-1), Moran (1-0), Reed (0-1)
 9: Marisnick (32-25), Aoki (28-14), Fisher (9-6), Bregman (5-4), Kemp (7-2), McCann (4-2), Maybin (4-1), Gonzalez (2-1), Peacock (3-0), Musgrove (2-0), Centeno (0-2), Fiers (0-1), Gurriel (0-1), Keuchel (1-0), Moran (1-0), Morton (1-0), McCullers Jr. (1-0), Mclugh (0-1), Reddick (1-0), White (0-1)

STARTS BY POSITION

- C: McCann (56-38), Gattis (32-15), Centeno (9-6), Stassi (4-2)
 1B: Gurriel (79-51), Gonzalez (15-5), White (7-5)
 2B: Altuve (92-56), Gonzalez (9-5)
 SS: Correa (73-35), Gonzalez (17-16), Bregman (11-10)
 3B: Bregman (79-48), Gonzalez (12-3), Davis (6-8), Gurriel (2-2), Moran (2-0)
 LF: Aoki (33-15), Gonzalez (22-16), Fisher (14-16), Reddick (15-5), Beltrán (6-5), Kemp (6-2), Marisnick (3-0), Maybin (1-2), White (1-0)
 CF: Springer (54-26), Marisnick (34-28), Maybin (8-2), Reddick (2-4), Fisher (1-1), Kemp (2-0)
 RF: Reddick (60-35), Springer (31-19), Aoki (4-4), Fisher (5-2), Beltrán (1-0), Maybin (0-1)
 DH: Beltrán (68-38), Gattis (15-14), Springer (5-2), Altuve (2-1), Gurriel (2-1), McCann (1-1), Correa (0-1), Reed (0-1)

LAST AT-BAT WINS

No.-Date-Opp.	Score	Game-Winning Play
1. 4/5 vs. SEA	5-3 (13)	Springer 3-run HR in bottom 13th (walkoff win #1)
2. 4/9 vs. KC	5-4 (12)	Gattis bases loaded BB in bottom 12 (walkoff win #2)
3. 4/23 at TB	6-4 (10)	McCann RBI single in top 10th
4. 5/2 vs. TEX	8-7	Gonzalez grand slam in bottom 8th
5. 5/5 at LAA	7-6 (10)	Correa RBI single in top 10th
6. 5/25 vs. BAL	7-6	Marisnick solo HR in bottom 8th
7. 6/8 at KC	6-1	Altuve 2-run HR in top 9th
8. 7/1 vs. NYY	7-6	Gurriel 2-run double in bottom 8th
9. 8/6 vs. TOR	7-6	Centeno RBI single in bottom 9th (walkoff win #3)

2017 DISABLED LIST

Player	Injury	DL On	DL Off	Games	Player	Injury	DL On	DL Off	Games
McHugh	right shoulder tendinitis	3/30	7/22	96 (64-32)	Harris	right shoulder inflammation	7/11	7/28	12 (7-5)
Paulino	right arm inflammation	3/30	5/12	35 (24-11)	Correa	torn ligament in left thumb	7/18	9/3	42 (20-22)
Gustave	right forearm tightness	4/19	11/6	145 (90-55)	Moran	facial fracture	7/23	9/17	49 (24-25)
Marisnick	concussion	4/25	5/1	6 (3-3)	Springer	left quad discomfort	7/25	8/9	13 (5-8)
Hernandez	left knee contusion	4/26	5/14	16 (11-5)	Harris	right shoulder inflammation	7/28	8/27	28 (11-17)
Keuchel	pinched nerve in neck	5/17	5/27	9 (5-4)	McCullers Jr.	back discomfort	7/31	9/6	34 (17-17)
McCann	concussion	5/20	5/27	7 (4-3)	Feliz	right shoulder discomfort	8/1	9/8	33 (16-17)
Morton	right lat strain	5/25	7/7	39 (27-12)	Sipp	right calf soreness	8/1	9/2	28 (11-17)
Musgrove	right shoulder discomfort	5/27	6/12	15 (11-4)	Gattis	concussion	8/5	8/25	18 (7-11)
Keuchel	neck discomfort	6/5	7/28	44 (26-18)	McCann	right knee soreness	8/14	8/24	9 (5-4)
McCullers Jr.	lower back discomfort	6/9	6/24	14 (7-7)	Stassi	left hand inflammation	8/25	9/4	9 (6-3)
Reddick	concussion	6/13	6/20	6 (3-3)	Gattis	right wrist soreness	8/30	9/9	8 (6-2)

2017 ASTROS PITCHING LEADERS

Wins	Keuchel/Morton14
Losses	Fiers8
Earned Run Average (min. 100 IP)	Keuchel2.90
Games	Gregerson65
Games Started	Fiers28
Complete Games	Keuchel1
Shutouts	none
Saves	Giles34
Innings Pitched	Fiers153.1

Hits Allowed	Fiers157
Runs Allowed	Fiers95
Earned Runs Allowed	Fiers89
Home Runs Allowed	Fiers32
Hit Batsmen	Fiers/Morton13
Walks	Fiers62
Strikeouts	Morton163
Wild Pitches	Fiers11
Opponent Average (min. 100 IP)	Peacock206

ASTROS STARTERS AND RELIEVERS

	W-L-S	ERA	IP	H	R	ER	BB-I	SO
Starters	71-39-0	4.03	899.2	829	428	403	309-2	931
Relievers	30-22-45	4.27	546.1	485	272	259	213-15	662

2017 ASTROS FIELDING STATS

PITCHER

PLAYER	PCT	G	GS	PO	A	E	TC	DP
Aoki,N	.000	1	0	0	0	0	0	0
Clippard,T	.750	67	0	1	5	2	8	0
Davis,J	.000	2	0	0	0	0	0	0
Devenski,C	1.000	62	0	9	9	0	18	2
Diaz,D	1.000	10	1	1	2	0	3	0
Feliz,M	.667	46	0	0	2	1	3	0
Fiers,M	.917	29	28	16	6	2	24	1
Giles,K	.900	63	0	3	6	1	10	0
Gregerson,L	1.000	65	0	5	12	0	17	1
Guduan,R	.000	22	0	0	0	0	0	0
Gustave,J	1.000	6	0	0	1	0	1	0
Harris,W	1.000	46	0	7	6	0	13	0
Hoyt,J	1.000	43	0	1	1	0	2	1
Jankowski,J	1.000	3	0	0	2	0	2	0
Keuchel,D	.891	23	23	7	34	5	46	3
Liriano,F	1.000	38	18	2	9	0	11	1
Martez,F	1.000	32	4	4	4	0	8	0
McCullers,L	.903	22	22	13	15	3	31	2
McHugh,C	.889	12	12	3	5	1	9	3
Morton,C	.826	25	25	10	9	4	23	1
Musgrove,J	.973	38	15	15	21	1	37	2
Paulino,D	1.000	6	6	1	1	0	2	0
Peacock,B	.964	34	21	6	21	1	28	1
Sipp,T	1.000	46	0	4	7	0	11	0
Tolliver,A	1.000	3	0	0	2	0	2	0
Verlander,J	.958	33	33	10	13	1	24	1
White,T	.000	1	0	0	0	0	0	0
Clippard,T	1.000	16	0	0	1	0	1	0
Liriano,F	1.000	20	0	0	1	0	1	0
Verlander,J	1.000	5	5	2	0	0	2	1

CATCHER

PLAYER	PCT	G	GS	PO	A	E	TC	DP	PB
Centeno,J	.988	22	15	151	8	2	161	1	6
Gattis,E	.982	49	47	473	14	9	496	2	4
McCann,B	.995	95	94	905	48	5	958	4	6
Stassi,M	.986	11	6	70	1	1	72	0	0

FIRST BASE

PLAYER	PCT	G	GS	PO	A	E	TC	DP
Davis,J	.000	2	0	0	0	0	0	0
Gattis,E	1.000	1	0	2	0	0	2	0
Gonzalez,M	.988	31	20	151	14	2	167	16
Gurriel,Y	.993	131	130	991	90	8	1089	116
Moran,C	.900	4	0	9	0	1	10	2
Reddick,J	1.000	1	0	2	0	0	2	0
Reed,A	1.000	1	0	3	1	0	4	0
Stassi,M	1.000	1	0	3	0	0	3	0
White,T	.974	19	12	110	4	3	117	11

SECOND BASE

PLAYER	PCT	G	GS	PO	A	E	TC	DP
Altuve,J	.982	149	148	201	351	10	562	86
Bregman,A	1.000	4	0	0	5	0	5	2
Gonzalez,M	.986	22	14	24	45	1	70	17
Gurriel,Y	1.000	1	0	1	2	0	3	1
White,T	1.000	4	0	1	2	0	3	0

THIRD BASE


PLAYER	PCT	G	GS	PO	A	E	TC	DP
Bregman,A	.970	132	127	86	241	10	337	28
Davis,J	1.000	22	14	11	38	0	49	4
Gonzalez,M	.932	19	15	12	29	3	44	2
Gurriel,Y	.941	7	4	6	10	1	17	1
Moran,C	.000	3	2	0	0	0	0	0

SHORTSTOP

PLAYER	PCT	G	GS	PO	A	E	TC	DP
Bregman,A	.957	30	21	31	58	4	93	14
Correa,C	.978	108	108	127	282	9	418	62
Gonzalez,M	.984	38	33	39	88	2	129	23
Moran,C	1.000	1	0	0	2	0	2	0

OUTFIELD

PLAYER	PCT	G	GS	PO	A	E	TC	DP
Aoki,N	1.000	67	56	77	6	0	83	1
Beltran,C	1.000	14	12	11	0	0	11	0
Fisher,D	.987	48	39	76	2	1	79	0
Gonzalez,M	1.000	48	38	48	2	0	50	0
Hernandez,T	1.000	1	0	1	0	0	1	0
Kemp,A	1.000	14	10	14	0	0	14	0
Marisnick,J	.985	102	66	131	3	2	136	0
Maybin,C	1.000	20	14	24	1	0	25	0
Reddick,J	.976	129	121	195	6	5	206	0
Springer,G	.996	131	129	243	5	1	249	2
White,T	1.000	2	1	2	0	0	2	0



NATIONAL BASEBALL HALL OF FAME AND MUSEUM

25 Main Street, Cooperstown, New York 13326

Phone: (607) 547-7200 Fax: (607) 547-2044

Public Relations: (607) 547-0215

E-mail address: info@baseballhall.org

Website: baseballhall.org

Summer Hours: Memorial Day Weekend - Labor Day Weekend: 9 a.m. to 9 p.m.

Regular Hours: 9 a.m. to 5 p.m.

Holiday Closings: Thanksgiving Day, Christmas Day, and New Year's Day.

DIRECTORY: Jane Forbes Clark (Chairman), Joe Morgan (Vice Chairman), Jeff Idelson (President), Jeff Jones (Senior Vice President of Finance and Administration), Sean Gahagan (Vice President, Retail Merchandising & Licensing), Erik Strohl (Vice President, Exhibitions and Collections), Ken Meifert (Vice President, Sponsorship & Development)

RESEARCH AND LIBRARY CONTACTS: Jim Gates (Librarian)

PR CONTACTS: Jon Shestakofsky (Vice President, Communications & Education) and Craig Muder (Communications Director)

HALL OF FAME WEEKEND 2018: July 27-30

Class of 2018: Vladimir Guerrero, Trevor Hoffman, Chipper Jones, Jack Morris, Jim Thome, Alan Trammell

Awards: Sat. July 28, 4:30 p.m. ET, Doubleday Field

Induction: Sun. July 29, 1:30 p.m. ET, Clark Sports Center

HALL OF FAME CLASSIC 2018: May 25-27

Legends Game and Special Events

Game: Sat. May 26, Doubleday Field

For more information, visit baseballhall.org

ASTROS IN THE HALL OF FAME

A total of 11 former players and managers in the Hall of Fame spent part of their professional careers in Houston Astros uniforms, including 2017 electee Jeff Bagwell, who spent his 15-year big league career with Houston, and fellow Class of 2017 member Ivan Rodriguez. Other Hall of Famers to have played or managed for the Astros include Craig Biggio, Leo Durocher, Nellie Fox, Randy Johnson, Eddie Mathews, Joe Morgan, Robin Roberts, Nolan Ryan and Don Sutton. For more information on Houston Astros in the Hall of Fame, visit the "Hall of Famers" team pages at www.baseballhall.org.

2017 HOUSTON ASTROS WORLD SERIES CHAMPION ARTIFACTS IN THE HALL OF FAME

- Glove used by third baseman Alex Bregman throughout the World Series
- Jersey worn by Justin Verlander in Game 6.
- Cap worn by winning pitcher Charlie Morton in Game 7.

NOTABLE ASTROS ARTIFACTS IN COOPERSTOWN

- Bat used by Carlos Correa for Team Puerto Rico during the 2017 WBC.
- Ball and cap worn by Mike Fiers on Aug. 21, 2015, when he threw a no-hitter in his first career complete-game start.
- Bat used by Jose Altuve on Sept. 28, 2014 to record his American League-leading 224th and 225th hits of the season.
- Spikes worn by Jose Altuve on June 29, 2014 when he recorded his fourth straight game with at least two stolen bases (first time since 1917).
- Jersey worn by Ivan Rodriguez on June 18, 2009 when he broke Hall of Famer Carlton Fisk's games caught record with his 2,227 game behind the plate.
- Bat used by Astros minor-leaguer Jimmy Van Ostrand for Team Canada in the 2009 Baseball World Cup.
- Bat, jersey, cap and gloves used by Craig Biggio on June 28, 2007, when he tallied the 3,000th hit of his career.
- Spikes worn by Craig Biggio during the 2005 World Series, signifying his major league record for most games played without playing in the World Series.
- Minute Maid Park infield dirt, signifying the first World Series game in Texas history on Oct. 25, 2005.
- Jersey worn by Chris Burke to hit the game-winning, walk-off home run in the 18th inning of Game Four of the National League Division Series (NLDS) against the Atlanta Braves on Oct. 9, 2005.
- Elbow guard used by Craig Biggio on June 29, 2005, when he was hit by a pitch for the 268th time, a major league record.
- Bat used by Jeff Bagwell to hit his 400th career home run in 2003.
- Ball from Mike Scott's no-hitter on Sept. 25, 1986; it clinched the National League West title.
- Cap from the no-hit game Hall of Famer Nolan Ryan threw for the Astros on Sept. 26, 1981.



Cap worn by Charlie Morton in Game 7 of the 2017 World Series.

A LOOK AHEAD TO 2019

Ballots for the 2019 Hall of Fame/BBWAA election will be distributed following the 2018 season with results from the voting scheduled to be announced in January 2019. A partial list of first-year candidates for election includes: Roy Halladay, Todd Helton, Andy Pettitte and Mariano Rivera. Historical information on past BBWAA elections and the election process can be accessed at www.baseballhall.org or by contacting the Hall of Fame Communications department.

CONNECT TO COOPERSTOWN

- For up-to-the-minute news from Cooperstown, visit at www.baseballhall.org. Stay up-to-date on all the activity at the Hall of Fame's official site and through social networking on Facebook, Instagram, Twitter and YouTube.
- If you would like to receive interesting stories and timely news items direct from the Hall of Fame and get the inside track on the latest happenings in Cooperstown, sign up for *Inside Pitch*. There's no cost to receive our weekly electronic newsletter in your e-mail box at home or work and it's easy to enroll. Just log on to www.baseballhall.org/support.
- If you have an interest in receiving *Around The Horn*, the Hall's monthly media newsletter, please send an e-mail to info@baseballhall.org. Be sure to include your name, name of organization and e-mail address. Or visit www.baseballhall.org/media-info.

RESEARCH ASSISTANCE

The Hall of Fame is pleased to provide assistance in baseball research and members of the media are encouraged to utilize this valuable baseball resource whenever necessary by calling the Public Relations department at (607) 547-0215, or the Library Reference desk at (607) 547-0330.

NEVER
SETTLE



OPPONENTS



MANAGER BUCK SHOWALTER

Eighth season in Baltimore (622-569)
19th season overall (1504-1402)

BALTIMORE IN 2017

Record:..... 75-87
Finish:..... 5th, AL East
at HOU:..... 0-3
at BAL:..... 1-2

ASTROS ALL-TIME SERIES RESULTS

Overall:..... 23-19
at HOU:..... 15-5
at BAL:..... 8-14

ASTROS RESULTS BY DECADE

2000s:..... 3-6 (.333)
2010s:..... 20-13 (.606)
Total:..... 23-19 (.548)

EASTERN DIVISION | AMERICAN LEAGUE

BALTIMORE ORIOLES

Oriole Park at Camden Yards • 333 W. Camden Street • Baltimore, MD 21201
(888) 848-2473 • (410) 547-6257 (Press Box) • orioles.com

Chairman of the Board/CEO:..... Peter Angelos
Executive Vice President:..... John P. Angelos
Executive Vice President, Baseball Operations:..... Dan Duquette
Director, Public Relations:..... Kristen Hudak
Direct Phone:..... (410) 547-6159
Manager, Media Relations:..... Jim Misudek
Direct Phone:..... (410) 547-6106
Coordinator, Public Relations:..... Chris Martrich
Direct Phone:..... (410) 547-6167
Stadium (Year Opened):..... Oriole Park at Camden Yards (1992)
Capacity/Dimensions:..... 45,971/333—400—318
Director, Team Travel:..... Kevin Buck

SERIES RECORDS

Longest Winning Streak, Astros:..... 8 (Aug. 19, 2016-July 22, 2017)
Longest Winning Streak, Orioles:..... 7 (June 13, 2005-June 4, 2013)
Largest Margin of Victory, Astros:..... 11 (July 31, 2013, HOU 11, Bal 0)
Largest Margin of Victory, Orioles:..... 8 (August 18, 2016, BAL 13, Hou 5)
Most Runs Scored by Astros:..... 15 (August 19, 2016 at Baltimore)
Most Runs Scored by Orioles:..... 13 (August 18, 2016 at Baltimore)
Most Runs Scored by Both Teams:..... 23 (August 19, 2016, Hou 15, BAL 8)
Longest Game, Innings:..... 13 (May 24, 2016 at Baltimore)

* home team in CAPS

2017 SERIES REVIEW

Date	G	Opp	Score	Rec	Pos	GB	Astros POR	Orioles POR	Save	Attend
5/26	49	BAL	W 2-0	33-16	1st	(9.0)	Musgrove (4-4)	Gausman (2-4)	Giles (14)	31,380
5/27	50	BAL	W 5-2	34-16	1st	(9.0)	Keuchel (8-0)	Miley (1-3)	Harris (2)	32,761
5/28	51	BAL	W 8-4	35-16	1st	(10.0)	McCullers Jr. (6-1)	Asher (1-3)	-	34,720
7/21	96	@BAL	W 8-7	64-32	1st	(17.0)	Fiers (7-4)	Jimenez (4-6)	Giles (21)	25,784
7/22	97	@BAL	W 8-4	65-32	1st	(17.0)	Martes (3-0)	O'Day (1-3)	-	32,524
7/23	98	@BAL	L 7-9	65-33	1st	(17.0)	Gregerson (2-3)	Givens (7-0)	Britton (6)	21,533

ASTROS YEAR-BY-YEAR RESULTS

YEAR	HOME	ROAD	TOTAL	YEAR	HOME	ROAD	TOTAL	YEAR	HOME	ROAD	TOTAL
2003	3-0	0-0	3-0	2013	1-2	1-2	2-4	2016	3-0	3-1	6-1
2005	0-0	0-3	0-3	2014	2-2	1-2	3-4	2017	3-0	2-1	5-1
2008	0-0	0-3	0-3	2015	3-1	1-2	4-3				



MANAGER ALEX CORA

First season in Boston
First season overall

BOSTON IN 2017

Record:..... 93-69
Finish:..... 1st, AL East
at HOU:..... 2-1
at BOS:..... 1-3

ASTROS ALL-TIME SERIES RESULTS

Overall:..... 16-27
at HOU:..... 9-12
at BOS:..... 7-15

ASTROS RESULTS BY DECADE

2000s:..... 2-4 (.333)
2010s:..... 14-23 (.378)
Total:..... 16-27 (.372)

EASTERN DIVISION | AMERICAN LEAGUE

BOSTON RED SOX

Fenway Park • 4 Yawkey Way • Boston, MA 02215
(617) 226-6000 • (617) 226-6732 (Press Box) • redsox.com

Principal Owner: John Henry
Chairman: Tom Werner
President: Sam Kennedy
President, Baseball Operations: David Dombrowski
Senior Director, Media Relations: Kevin Gregg
Direct Phone: (617) 226-6759
Senior Director, Corporate Communications: Zineb Curran
Direct Phone: (617) 226-6115
Senior Manager, Media Relations: Abby DeCiccio
Direct Phone: (617) 226-6214
Stadium (Year Opened): Fenway Park (1912)
Capacity/Dimensions: 37,731 (Night)/37,281 (Day)/310—390—302
Traveling Secretary: Jack McCormick

SERIES RECORDS

Longest Winning Streak, Astros: 3 (July 21-23, 2015)
Longest Winning Streak, Red Sox: 7 (July 1, 2011-April 28, 2013)
Largest Margin of Victory, Astros: 10 (Sept. 28, 2017, Hou 12, BOS 2)
Largest Margin of Victory, Red Sox: 11 (July 13, 2014, Bos 11, HOU 0)
Most Runs Scored by Astros: 12 (2x, last, Sept. 28, 2017 at Boston)
Most Runs Scored by Red Sox: 15 (Aug. 6, 2013 at Houston)
Most Runs Scored by Both Teams: 25 (Aug. 6, 2013, Bos 15, HOU 10)
Longest Game, Innings: 14 (June 15, 2003 at Boston)
** home team in CAPS*

2017 SERIES REVIEW

Date	G	Opp	Score	Rec	Pos	GB	Astros POR	Red Sox POR	Save	Attend
6/16	68	BOS	L 1-2	45-23	1st	(11.0)	Harris (2-2)	Kelly (3-0)	Kimbrel (19)	36,189
6/17	69	BOS	W 7-1	46-23	1st	(11.0)	Paulino (1-0)	Porcello (3-9)	-	41,017*
6/18	70	BOS	L 5-6	46-24	1st	(11.0)	Musgrove (4-6)	Price (2-1)	Kimbrel (20)	38,389
9/28	159	@BOS	W 12-2	99-60	1st	(21.0)	Peacock (13-2)	Rodriguez (6-7)	-	34,222
9/29	160	@BOS	W 3-2	100-60	1st	(21.0)	Morton (14-7)	Fister (5-9)	Giles (34)	36,623
9/30	161	@BOS	L 3-6	100-61	1st	(21.0)	McCullers Jr. (7-4)	Pomeranz (17-6)	-	35,722
10/1	162	@BOS	W 4-3	101-61	1st	(21.0)	McHugh (5-2)	Abad (2-1)	Clippard (5)	34,517

*indicates sellout

ASTROS YEAR-BY-YEAR RESULTS

YEAR	HOME	ROAD	TOTAL	YEAR	HOME	ROAD	TOTAL	YEAR	HOME	ROAD	TOTAL
2003	0-0	0-3	0-3	2013	1-2	0-4	1-6	2016	1-2	1-3	2-5
2008	2-1	0-0	2-1	2014	1-2	2-2	3-4	2017	1-2	3-1	4-3
2011	0-3	0-0	0-3	2015	3-0	1-2	4-2				



MANAGER RICK RENTERIA

Second season in Chicago (AL) (67-95)
Third season overall (140-184)

CHICAGO IN 2017

Record:..... 67-95
Finish:..... 4th, AL Central
at HOU:..... 1-2
at CWS:..... 3-0

ASTROS ALL-TIME SERIES RESULTS

Overall:..... 23-29
at HOU:..... 12-10
at CWS:..... 11-19

ASTROS RESULTS BY DECADE

1990s:..... 4-5 (.444)
2000s:..... 4-5 (.444)
2010s:..... 15-19 (.441)
Total:..... 23-29 (.442)

CENTRAL DIVISION | AMERICAN LEAGUE

CHICAGO WHITE SOX

Guaranteed Rate Field • 333 W. 35th Street • Chicago, IL 60616
(312) 674-1000 • (312) 674-5190 (Press Box) • whitesox.com

Chairman:..... Jerry Reinsdorf
Executive Vice President:..... Ken Williams
Senior Vice President/General Manager:..... Rick Hahn
Senior Vice President, Communications:..... Scott Reifert
Direct Phone:..... (312) 674-5302
Senior Director, Media Relations:..... Bob Beghtol
Direct Phone:..... (312) 674-5303
Assistant Director, Media Relations:..... Ray Garcia
Direct Phone:..... (312) 674-5306
Stadium (Year Opened):..... Guaranteed Rate Field (1991)
Capacity/Dimensions:..... 40,615/330—400—335
Director of Team Travel:..... Ed Cassin

SERIES RECORDS

Longest Winning Streak, Astros:..... 4 (June 10, 2012-June 16, 2013)
Longest Winning Streak, White Sox:..... 5 (July 2, 2016-Aug. 10, 2017)
Largest Margin of Victory, Astros:..... 15 (June 20, 1998, Hou 17, CWS 2)
Largest Margin of Victory, White Sox:..... 9 (June 9, 2012, CWS 10, Hou 1)
Most Runs Scored by Astros:..... 17 (June 30, 1998 at Houston)
Most Runs Scored by White Sox:..... 10 (June 9, 2012 at Chicago)
Most Runs Scored by Both Teams:..... 20 (June 10, 2012, CWS 9, Hou 11)
Longest Game, Innings:..... 13 (June 25, 2006 at Chicago)

* home team in CAPS

2017 SERIES REVIEW

Date	G	Opp	Score	Rec	Pos	GB	Astros POR	White Sox POR	Save	Attend
8/8	112	@CWS	L 5-8	71-41	1st	(14.0)	Keuchel (9-2)	Holland (6-11)	Clippard (2)	13,974
8/9	113	@CWS	L 1-7	71-42	1st	(13.0)	McHugh (0-1)	Gonzalez (6-10)	-	14,824
8/10	114	@CWS	L 2-3 (11)	71-43	1st	(13.0)	Martes (4-2)	Holmberg (2-3)	-	18,034
9/19	150	CWS	W 3-1	92-58	1st	(16.0)	McHugh (3-2)	Giolito (2-3)	Giles (32)	23,293
9/20	151	CWS	W 4-3	93-58	1st	(17.0)	Peacock (12-2)	Shields (4-7)	Musgrove (2)	24,995
9/21	152	CWS	L 1-3	93-59	1st	(17.0)	Keuchel (13-5)	Volstad (1-0)	Minaya (5)	24,283

ASTROS YEAR-BY-YEAR RESULTS

YEAR	HOME	ROAD	TOTAL	YEAR	HOME	ROAD	TOTAL	YEAR	HOME	ROAD	TOTAL
1997	0-0	0-3	0-3	2006	0-0	1-2	1-2	2014	2-1	1-2	3-3
1998	2-1	0-0	2-1	2007	0-0	2-1	2-1	2015	1-2	0-3	1-5
1999	4-2	5-1	9-3	2012	0-0	2-1	2-1	2016	1-2	2-1	3-3
2000	1-2	0-0	1-2	2013	3-1	1-2	4-3	2017	2-1	0-3	2-4



MANAGER TERRY FRANCONA

Sixth season in Cleveland (454-354)
18th season overall (1483-1269)

CLEVELAND IN 2017

Record: 102-60
Finish: 1st, AL Central
at HOU: 3-0
at CLE: 2-1

ASTROS ALL-TIME SERIES RESULTS

Overall: 20-32
at HOU: 12-16
at CLE: 8-16

ASTROS RESULTS BY DECADE

1990s: 5-4 (.556)
2000s: 3-3 (.500)
2010s: 12-25 (.324)
Total: 20-32 (.385)

CENTRAL DIVISION | AMERICAN LEAGUE

CLEVELAND INDIANS

Progressive Field • 2401 Ontario Street • Cleveland, OH 44115
(216) 420-4200 • (216) 420-4654 (Press Box) • indians.com

Chairman & Chief Executive Officer: Paul J. Dolan
Vice Chairman: John Sherman
President, Baseball Operations: Chris Antonetti
General Manager: Mike Chernoff
Director, Baseball Information: Bart Swain
Direct Phone: (216) 420-4386
Assistant Director, Baseball Information: Court Berry-Tripp
Direct Phone: (216) 420-4391
Stadium (Year Opened): Progressive Field (1994)
Capacity/Dimensions: 35,051/325—405—325
Director, Team Travel: Mike Seghi

SERIES RECORDS

Longest Winning Streak, Astros: 4 (June 27, 1998-July 19, 1999)
Longest Winning Streak, Indians: 6 (April 20-Sept. 22, 2013)
Largest Margin of Victory, Astros: 9 (June 28, 1998, Hou 12, CLE 3)
Largest Margin of Victory, Indians: 13 (April 20, 2013, Cle 19, HOU 6)
Most Runs Scored by Astros: 12 (June 28, 1998 at Cleveland)
Most Runs Scored by Indians: 19 (April 20, 2013 at Houston)
Most Runs Scored by Both Teams: 25 (April 20, 2013, Cle 19, HOU 6)
Longest Game, Innings: 16 (May 11, 2016 at Houston)

* home team in CAPS

2017 SERIES REVIEW

Date	G	Opp	Score	Rec	Pos	GB	Astros POR	Indians POR	Save	Attend
4/25	20	@CLE	W 4-2	14-6	1st	(4.0)	Keuchel (4-0)	Tomlin (1-3)	-	14,581
4/26	21	@CLE	L 6-7	14-7	1st	(4.0)	McCullers Jr. (2-1)	Bauer (2-2)	Allen (4)	16,052
4/27	22	@CLE	L 3-4	14-8	1st	(3.0)	Devenski (1-1)	Kluber (3-1)	Allen (5)	14,452
5/19	42	CLE	L 3-5	29-13	1st	(6.5)	Morton (5-3)	Bauer (4-4)	Allen (11)	36,446
5/20	43	CLE	L 0-3	29-14	1st	(6.5)	Fiers (1-2)	Clevinger (2-1)	Allen (12)	34,698
5/21	44	CLE	L 6-8	29-15	1st	(5.5)	Musgrove (3-4)	Salazar (3-4)	-	33,476

ASTROS YEAR-BY-YEAR RESULTS

YEAR	HOME	ROAD	TOTAL	YEAR	HOME	ROAD	TOTAL	YEAR	HOME	ROAD	TOTAL
1997	1-2	0-0	1-2	2001	2-1	0-0	2-1	2015	1-2	1-3	2-5
1998	0-0	2-1	2-1	2012	2-1	0-0	2-1	2016	2-1	2-2	4-3
1999	2-1	0-0	2-1	2013	1-2	0-4	1-6	2017	0-3	1-2	1-5
2000	0-0	1-2	1-2	2014	1-3	1-2	2-5				



MANAGER RON GARDENHIRE

First season in Detroit
14th season overall (1068-1039)

DETROIT IN 2017

Record:..... 64-98
Finish:..... 5th, AL Central
at HOU:..... 1-3
at DET:..... 2-1

ASTROS ALL-TIME SERIES RESULTS

Overall:..... 23-26
at HOU:..... 14-9
at DET:..... 9-17

ASTROS RESULTS BY DECADE

1990s:.....6-0 (1.000)
2000s:.....3-6 (.333)
2010s:.....14-20 (.412)
Total:.....23-26 (.469)

CENTRAL DIVISION | AMERICAN LEAGUE

DETROIT TIGERS

Comerica Park • 2100 Woodward Avenue • Detroit, MI 48201
(313) 471-2000 • (313) 471-2104 (Press Box) • tigers.com

Chairman and CEO:..... Christopher Illitch
Executive VP, Baseball Operations & General Manager:..... Al Avila
Executive VP, Business Operations:..... Duane McLean
Vice President, Communications:..... Ron Colangelo
Direct Phone:..... (313) 471-2024
Director, Media Relations:..... Chad Crunk
Direct Phone:..... (313) 471-2092
Coordinator, Media Relations:..... Michele Wysocki
Direct Phone:..... (313) 471-2114
Coordinator, Media Relations:..... Bryan Looor-Almonte
Direct Phone:..... (313) 471-2142
Coordinator, Media Relations:..... Ben Fidelman
Direct Phone:..... (313) 471-2227
Stadium (Year Opened):..... Comerica Park (2000)
Capacity/Dimensions:..... 41,299/345—420—330
Director, Team Travel:..... Brian Britten

SERIES RECORDS

Longest Winning Streak, Astros:..... 6 (June 8, 1998-July 17, 1999)
Longest Winning Streak, Tigers:..... 7 (June 28, 2009-May 14, 2013)
Largest Margin of Victory, Astros:..... 7 (2x, last, June 27, 2009, HOU 8, Det 1)
Largest Margin of Victory, Tigers:..... 15 (May 4, 2013, Det 17, HOU 2)
Most Runs Scored by Astros:..... 10 (2x, last, May 24, 2015 at Detroit)
Most Runs Scored by Tigers:..... 17 (May 4, 2013 at Houston)
Most Runs Scored by Both Teams:..... 20 (July 29, 2016, DET 14, HOU 6)
Longest Game, Innings:..... 14 (May 2, 2013 at Houston)
** home team in CAPS*

2017 SERIES REVIEW

Date	G	Opp	Score	Rec	Pos	GB	Astros POR	Tigers POR	Save	Attend
5/22	45	DET	W 1-0	30-15	1st	(6.0)	Devenski (3-2)	Fulmer (5-2)	Giles (12)	22,146
5/23	46	DET	W 6-2	31-15	1st	(7.0)	McCullers Jr. (5-1)	Zimmermann (4-3)	-	23,179
5/24	47	DET	L 3-6	31-16	1st	(7.0)	Devenski (3-3)	Greene (1-0)	-	26,481
5/25	48	DET	W 7-6	32-16	1st	(8.0)	Gregerson (2-1)	Wilson (1-2)	Giles (13)	25,046
7/28	102	@DET	W 6-5	68-34	1st	(18.0)	Peacock (9-1)	Rondon (1-2)	-	30,358
7/29	103	@DET	L 3-5	68-35	1st	(17.0)	Martes (3-1)	Boyd (5-5)	Wilson (13)	33,766
7/30	104	@DET	L 1-13	68-36	1st	(16.0)	McCullers Jr. (7-3)	Verlander (6-7)	-	31,970

ASTROS YEAR-BY-YEAR RESULTS

YEAR	HOME	ROAD	TOTAL	YEAR	HOME	ROAD	TOTAL	YEAR	HOME	ROAD	TOTAL
1998	0-0	3-0	3-0	2009	2-1	0-0	2-1	2016	2-1	0-3	2-4
1999	3-0	0-0	3-0	2013	0-4	1-2	1-6	2017	3-1	1-2	4-3
2000	0-0	1-2	1-2	2014	2-1	1-3	3-4				
2006	0-0	0-3	0-3	2015	2-1	2-2	4-3				



MANAGER NED YOST

Ninth season in Kansas City (629-632)
15th season overall (1086-1134)

KANSAS CITY IN 2017

Record: 80-82
Finish: 3rd, AL Central
at HOU: 2-1
at KC: 2-2

ASTROS ALL-TIME SERIES RESULTS

Overall: 32-30
at HOU: 14-17
at KC: 18-13

ASTROS RESULTS BY DECADE

1990s: 6-3 (.667)
2000s: 9-6 (.600)
2010s: 17-21 (.447)
Total: 32-30 (.516)

CENTRAL DIVISION | AMERICAN LEAGUE

KANSAS CITY ROYALS

Kauffman Stadium • One Royal Way • Kansas City, MO 64129
(816) 921-8000 • (816) 504-4391/4392 (Press Box) • royals.com

Owner/Chief Executive Officer: David Glass
President: Dan Glass
Senior VP, Baseball Operations/General Manager: Dayton Moore
Senior VP, Business Operations: Kevin Uhlrich
VP, Communications & Broadcasting: Mike Swanson
Direct Phone: (816) 504-4713
Assistant Director, Communications: Mike Cummings
Direct Phone: (816) 504-4368
Manager, Media Relations & Alumni: Dina Blevins
Direct Phone: (816) 504-4369
Stadium (Year Opened): Kauffman Stadium (1973)
Capacity/Dimensions: 37,903/330—410—330
Sr. Director of Team Travel/Clubhouse Operations: Jeff Davenport

SERIES RECORDS

Longest Winning Streak, Astros: 7 (May 26, 2014-July 24, 2015)
Longest Winning Streak, Royals: 6 (June 7, 2013-April 17, 2014)
Largest Margin of Victory, Astros: 9 (2x, last, June 24, 2016, Hou 13, KC 4)
Largest Margin of Victory, Royals: 8 (June 15, 2010, KC 15, Hou 7)
Most Runs Scored by Astros: 14 (July 8, 2001 at Kansas City)
Most Runs Scored by Royals: 15 (June 15, 2010 at Kansas City)
Most Runs Scored by Both Teams: 22 (June 15, 2010, KC 15, Hou 7)
Longest Game, Innings: 12 (April 9, 2017 at Houston)
** home team in CAPS*

2017 SERIES REVIEW

Date	G	Opp	Score	Rec	Pos	GB	Astros POR	Royals POR	Save	Attend
4/7	5	KC	L 1-5	3-2	T-1st	-	Fiers (0-1)	Vargas (1-0)	-	30,491
4/8	6	KC	L 3-7	3-3	T-2nd	1.0	Gregerson (0-1)	Duffy (1-0)	-	35,373
4/9	7	KC	W 5-4 (12)	4-3	2nd	1.0	Devenski (1-0)	Strahm (0-2)	-	32,411
6/5	58	@KC	W 7-3	42-16	1st	(14.0)	Fiers (3-2)	Kennedy (0-6)	-	21,892
6/6	59	@KC	L 7-9	42-17	1st	(13.0)	Giles (1-2)	Minor (3-1)	-	20,974
6/7	60	@KC	L 5-7	42-18	1st	(12.0)	Diaz (0-1)	Vargas (8-3)	Herrera (13)	25,628
6/8	61	@KC	W 6-1	43-18	1st	(13.0)	Harris (2-1)	Herrera (1-2)	-	32,747

ASTROS YEAR-BY-YEAR RESULTS

YEAR	HOME	ROAD	TOTAL	YEAR	HOME	ROAD	TOTAL	YEAR	HOME	ROAD	TOTAL
1997	0-0	1-2	1-2	2005	0-0	2-1	2-1	2013	2-1	0-3	2-4
1998	2-1	0-0	2-1	2006	1-2	0-0	1-2	2014	0-3	3-0	3-3
1999	0-0	3-0	3-0	2009	1-2	0-0	1-2	2015	3-0	1-2	4-2
2000	2-1	0-0	2-1	2010	0-0	1-2	1-2	2016	1-3	2-1	3-4
2001	0-0	3-0	3-0	2012	1-2	0-0	1-2	2017	1-2	2-2	3-4

2018 OPPONENTS



MANAGER MIKE SCIOSCIA

19th season in Los Angeles (1570-1346)
19th season overall (1570-1346)

LOS ANGELES IN 2017

Record: 80-82
Finish: 2nd, AL West
at HOU: 4-6
at LAA: 3-6

ASTROS ALL-TIME SERIES RESULTS

Overall: 55-46
at HOU: 29-21
at LAA: 26-25

ASTROS RESULTS BY DECADE

2000s: 3-3 (.500)
2010s: 52-43 (.547)
Total: 55-46 (.545)

WESTERN DIVISION | AMERICAN LEAGUE

LOS ANGELES ANGELS OF ANAHEIM

Angel Stadium of Anaheim • 2000 Gene Autry Way • Anaheim, CA 92806
(714) 940-2000 • (714) 940-2703/2705 (Press Box) • angels.com

Owner: Carol and Arte Moreno
Chairman: Dennis Kuhl
President: John Carpino
General Manager: Billy Eppler
Vice President, Communications: Tim Mead
Direct Phone: (714) 940-2003
Director, Communications: Eric Kay
Direct Phone: (714) 940-2173
Senior Manager, Communications: Adam Chodsko
Direct Phone: (714) 940-2128
Manager, Communications: Matt Birch
Direct Phone: (714) 940-2014
Stadium (Year Opened): Angel Stadium of Anaheim (1966)
Capacity/Dimensions: 45,477 /347—396—348
Traveling Secretary: Tom Taylor

SERIES RECORDS

Longest Winning Streak, Astros: 11 (May 28-July 24, 2016)
Longest Winning Streak, Angels: 4 (2x, last, July 3-6, 2014)
Largest Margin of Victory, Astros: 10 (2x, last, July 24, 2016, HOU 13, LAA 3)
Largest Margin of Victory, Angels: 10 (April 04, 2014, LAA 11, HOU 1)
Most Runs Scored by Astros: 13 (2x, last, July 24, 2016 at Houston)
Most Runs Scored by Angels: 12 (June 11, 2017 at Houston)
Most Runs Scored by Both Teams: 19 (June 18, 2007, LAA 10, HOU 9)
Longest Game, Innings: 13 (2x, last, May 29, 2016 at Los Angeles)
** home team in CAPS*

2017 SERIES REVIEW

Date	G	Opp	Score	Rec	Pos	GB	Astros POR	Angels POR	Save	Attend
4/17	13	LAA	W 3-0	9-4	1st	(3.5)	Morton (1-1)	Chavez (1-2)	Giles (3)	23,501
4/18	14	LAA	L 2-5	9-5	1st	(2.5)	Musgrove (1-1)	Nolasco (1-2)	Bedrosian (3)	21,760
4/19	15	LAA	W 5-1	10-5	1st	(3.0)	Keuchel (3-0)	Ramirez (2-2)	-	24,028
4/20	16	LAA	W 2-1	11-5	1st	(3.0)	McCullers Jr. (2-0)	Shoemaker (0-1)	Devenski (1)	23,173
5/5	30	@LAA	W 7-6 (10)	20-10	1st	(5.5)	Giles (1-1)	Norris (0-1)	-	34,556
5/6	31	@LAA	L 1-2	20-11	1st	(4.5)	Devenski (2-2)	Norris (1-1)	-	41,097
5/7	32	@LAA	W 5-3	21-11	1st	(5.5)	Fiers (1-1)	Shoemaker (1-2)	Giles (8)	38,383
6/9	62	LAA	L 4-9	43-19	1st	(12.0)	Peacock (3-1)	Shoemaker (6-3)	-	40,786
6/10	63	LAA	W 3-1	44-19	1st	(13.0)	Fiers (4-2)	Nolasco (2-7)	Giles (16)	41,296*
6/11	64	LAA	L 6-12	44-20	1st	(12.0)	Feliz (2-1)	Middleton (1-0)	-	32,425
8/25	128	@LAA	W 2-1	78-50	1st	(12.5)	McHugh (2-2)	Bridwell (7-2)	Giles (25)	42,333
8/26	129	@LAA	L 6-7	78-51	1st	(12.5)	Clippard (2-8)	Wood (1-0)	Parker (2)	41,101
8/27	130	@LAA	W 7-5	79-51	1st	(13.5)	Musgrove (6-8)	Bedrosian (3-3)	Giles (26)	37,606
9/12	144	@LAA	W 1-0	87-57	1st	(14.0)	Verlander (12-8)	Richards (0-1)	Giles (30)	36,088
9/13	145	@LAA	L 1-9	87-58	1st	(13.0)	Skaggs (2-5)	Fiers (8-10)	-	33,899
9/14	146	@LAA	W 5-2	88-58	1st	(14.0)	Peacock (11-2)	Nolasco (6-14)	-	35,715
9/22	153	LAA	W 3-0	94-59	1st	(18.0)	Verlander (14-8)	Petit (5-2)	Giles (33)	34,127
9/23	154	LAA	W 6-2	95-59	1st	(19.0)	Morton (13-7)	Norris (2-6)	-	34,035
9/24	155	LAA	L 5-7	95-60	1st	(18.0)	Devenski (8-5)	Middleton (6-1)	Parker (7)	36,756

*indicates sellout

ASTROS YEAR-BY-YEAR RESULTS

YEAR	HOME	ROAD	TOTAL	YEAR	HOME	ROAD	TOTAL	YEAR	HOME	ROAD	TOTAL
2004	2-1	0-0	2-1	2014	5-4	2-8	7-12	2017	6-4	6-3	12-7
2007	0-0	1-2	1-2	2015	6-3	4-6	10-9				
2013	3-6	7-3	10-9	2016	7-3	6-3	13-6				

CENTRAL DIVISION | AMERICAN LEAGUE

MINNESOTA TWINS

Target Field • One Twins Way • Minneapolis, MN 55403
(612) 659-3400 • (612) 659-3400 (Press Box) • twinsbaseball.com



MANAGER PAUL MOLITOR

Fourth season in Minnesota (227-259)
Fourth season overall (227-259)

MINNESOTA IN 2017

Record: 85-77
Finish: 2nd, AL Central
at HOU: 1-2
at MIN: 0-3

ASTROS ALL-TIME SERIES RESULTS

Overall: 26-25
at HOU: 12-14
at MIN: 14-11

ASTROS RESULTS BY DECADE

1990s: 4-4 (.500)
2000s: 5-7 (.417)
2010s: 17-14 (.548)
Total: 26-25 (.510)

Executive Chair: Jim Pohlad
President and CEO: Dave St. Peter
Executive VP, Chief Baseball Officer: Derek Falvey
Senior Director, Communications: Dustin Morse
Direct Phone: (612) 659-3472
Senior Manager, Communications: Mitch Hestad
Direct Phone: (612) 659-3473
Manager, Communications & Publications: Mike Kennedy
Direct Phone: (612) 659-3475
Stadium (Year Opened): Target Field (2010)
Capacity/Dimensions: 38,885/339—407—328
Director, Team Travel: Mike Herman

SERIES RECORDS

Longest Winning Streak, Astros: 7 (Aug. 9, 2017-July 14, 2017)
Longest Winning Streak, Twins: 5 (Aug. 2-Sept. 3, 2013)
Largest Margin of Victory, Astros: 12 (May 4, 2016, HOU 16, Min 4)
Largest Margin of Victory, Twins: 8 (June 7, 2014, MIN 8, Hou 0)
Most Runs Scored by Astros: 17 (May 31, 2017 at Minnesota)
Most Runs Scored by Twins: 13 (June 6, 1999 at Minnesota)
Most Runs Scored by Both Teams: 24 (May 29, 2017, Hou 16, MIN 8)
Longest Game, Innings: 13 (Aug. 2, 2013 at Minnesota)

* home team in CAPS

2017 SERIES REVIEW

Date	G	Opp	Score	Rec	Pos	GB	Astros POR	Twins POR	Save	Attend
5/29	52	@MIN	W 16-8	36-16	1st	(11.0)	Jankowski (1-0)	Breslow (1-1)	-	24,472
5/30	53	@MIN	W 7-2	37-16	1st	(11.0)	Fiers (2-2)	Berrios (3-1)	-	22,616
5/31	54	@MIN	W 17-6	38-16	1st	(11.0)	Feliz (2-0)	Santiago (4-5)	-	25,593
7/14	90	MIN	W 10-5	61-29	1st	(16.5)	Morton (7-3)	Berrios (8-3)	-	38,006
7/15	91	MIN	L 2-4	61-30	1st	(15.5)	Musgrove (4-8)	Santana (11-6)	Kintzler (25)	41,038*
7/16	92	MIN	W 5-3	62-30	1st	(16.5)	Fiers (6-4)	Gibson (5-8)	Giles (20)	38,253

*indicates sellout

ASTROS YEAR-BY-YEAR RESULTS

YEAR	HOME	ROAD	TOTAL	YEAR	HOME	ROAD	TOTAL	YEAR	HOME	ROAD	TOTAL
1997	1-2	0-0	1-2	2001	0-0	1-2	1-2	2014	1-2	2-1	3-3
1998	1-1	0-0	1-1	2006	1-2	0-0	1-2	2015	2-1	1-2	3-3
1999	0-0	2-1	2-1	2009	0-0	2-1	2-1	2016	2-1	3-1	5-2
2000	1-2	0-0	1-2	2013	1-2	0-3	1-5	2017	2-1	3-0	5-1



MANAGER AARON BOONE

First season in New York
First season overall

NEW YORK IN 2017

Record:..... 91-71
Finish:..... 2nd, AL East
at HOU:..... 1-2
at NYY:..... 1-3

ASTROS ALL-TIME SERIES RESULTS

Overall:..... 17-24
at HOU:..... 7-12
at NYY:..... 10-12

ASTROS RESULTS BY DECADE

2000s:..... 1-5 (167)
2010s:..... 16-19 (457)
Total:..... 17-24 (415)

EASTERN DIVISION | AMERICAN LEAGUE

NEW YORK YANKEES

Yankee Stadium • One East 161st Street • Bronx, NY 10451
(718) 579-4460 • (718) 579-4460 (Press Box) • yankees.com

Managing General Partner/ Co-Chairperson:.....Hal Steinbrenner
General Partner/ Co-Chairperson:.....Hank Steinbrenner
President:.....Randy Levine
Senior Vice President/ General Manager:.....Brian Cashman
Executive Director, Communications & Media Relations:..... Jason Zillo
Direct Phone:..... (718) 579-4515
Asst. Director, Baseball Info. & Public Communications:..... Michael Margolis
Direct Phone:..... (718) 579-4503
Manager, Baseball Information:..... Lauren Moran
Direct Phone:..... (646) 977-8993
Stadium (Year Opened):.....Yankee Stadium (2009)
Capacity/Dimensions:.....TBD/318—408—314
Director, Team Travel & Player Services:.....Ben Tuliebitz

SERIES RECORDS

Longest Winning Streak, Astros:..... 3 (2x, last, July 27, 2016-May 12, 2017)
Longest Winning Streak, Yankees:..... 7 (June 12, 2003-June 13, 2010)
Largest Margin of Victory, Astros:..... 14 (Aug. 25, 2015, Hou 15, NYY 1)
Largest Margin of Victory, Yankees:..... 13 (June 15, 2008, Nyy 13, HOU 0)
Most Runs Scored by Astros:..... 15 (Aug. 25, 2015 at New York)
Most Runs Scored by Yankees:..... 16 (April 6, 2016 at New York)
Most Runs Scored by Both Teams:..... 22 (April 6, 2016, NYY 16, Hou 6)
Longest Game, Innings:..... 14 (Sept. 29, 2013 at Houston)
** home team in CAPS*

2017 SERIES REVIEW

Date	G	Opp	Score	Rec	Pos	GB	Astros POR	Yankees POR	Save	Attend
5/11	35	@NYY	W 3-2	24-11	1st	(7.0)	Keuchel (6-0)	Pineda (3-2)	Giles (10)	39,050
5/12	36	@NYY	W 5-1	25-11	1st	(8.0)	McCullers Jr. (3-1)	Montgomery (2-2)	-	41,150
5/14	37	@NYY	L 6-11	25-12	1st	(7.5)	Harris (1-1)	Warren (1-0)	-	-
5/14	38	@NYY	W 10-7	26-12	1st	(7.5)	Morton (5-2)	Tanaka (5-2)	-	47,833*
6/30	81	NYY	L 4-13	54-27	1st	(13.5)	Feliz (4-2)	Pineda (8-4)	Mitchell (1)	40,024
7/1	82	NYY	W 7-6	55-27	1st	(13.5)	Diaz (1-1)	Betances (3-3)	Giles (19)	41,010*
7/2	83	NYY	W 8-1	56-27	1st	(14.5)	Devenski (5-3)	Severino (5-4)	-	41,761*

*indicates sellout

ASTROS YEAR-BY-YEAR RESULTS

YEAR	HOME	ROAD	TOTAL	YEAR	HOME	ROAD	TOTAL	YEAR	HOME	ROAD	TOTAL
2003	0-0	1-2	1-2	2013	0-3	1-2	1-5	2016	1-2	1-2	2-4
2008	0-3	0-0	0-3	2014	2-1	2-1	4-2	2017	2-1	3-1	5-2
2010	0-0	0-3	0-3	2015	2-2	2-1	4-3				

WESTERN DIVISION | AMERICAN LEAGUE

OAKLAND ATHLETICS

Oakland Coliseum • 7000 Coliseum Way • Oakland, CA 94621
 (510) 638-4900 • (510) 563-2294 (Press Box) • athletics.com



MANAGER BOB MELVIN

Eighth season in Oakland (537-534)
 15th season overall (1030-1042)

OAKLAND IN 2017

Record:.....75-87
Finish:.....5th, AL West
at HOU:.....3-6
at OAK:.....4-6

ASTROS ALL-TIME SERIES RESULTS

Overall:.....48-53
at HOU:.....26-24
at OAK:.....22-29

ASTROS RESULTS BY DECADE

2000s:.....1-5 (.167)
2010s:.....47-48 (.495)
Total:.....48-53 (.475)

Managing Partner/Owner:.....John Fisher
President:.....David Kaval
Executive Vice President, Baseball Operations:.....Billy Beane
General Manager:.....David Forst
Director of Baseball Communications:.....Fernando Alcalá
Direct Phone:.....(510) 563-2236
Baseball Information Manager:.....Mike Selleck
Direct Phone:.....(510) 563-2233
Baseball Communications Manager:.....Mark Ling
Direct Phone:.....(510) 746-4418
Baseball Communications Coordinator:.....Juan Dorado
Direct Phone:.....(510) 563-2287
Stadium (Year Opened):.....Oakland Coliseum (1968)
Capacity/Dimensions:.....35,067/330—400—330
Traveling Secretary:.....Mickey Morabito

SERIES RECORDS

Longest Winning Streak, Astros:.....10 (July 20, 2016-April 28, 2017)
Longest Winning Streak, Athletics:.....12 (June 13, 2007-July 22, 2013)
Largest Margin of Victory, Astros:.....7 (July 30, 2014, HOU 8, Oak 1)
Largest Margin of Victory, Athletics:.....12 (July 24, 2014, OAK 13, Hou 1)
Most Runs Scored by Astros:.....12 (2x, last, June 22, 2017 at Oakland)
Most Runs Scored by Athletics:.....13 (July 24, 2014 at Oakland)
Most Runs Scored by Both Teams:.....21 (June 22, 2017, Hou 12, OAK 9)
Longest Game, Innings:.....12 (2x, last, June 4, 2016 at Houston)
** home team in CAPS*

2017 SERIES REVIEW

Date	G	Opp	Score	Rec	Pos	GB	Astros POR	Athletics POR	Save	Attend
4/14	11	@OAK	W 7-2	7-4	1st	(1.0)	Keuchel (2-0)	Madson (0-1)	-	15,385
4/15	12	@OAK	W 10-6	8-4	1st	(2.0)	Harris (1-0)	Casilla (0-1)	-	20,140
4/28	23	OAK	W 9-4	15-8	1st	(3.0)	Morton (2-2)	Cotton (2-3)	-	28,472
4/29	24	OAK	L 1-2	15-9	1st	(3.0)	Musgrove (1-2)	Triggs (4-1)	Casilla (4)	32,147
4/30	25	OAK	W 7-2	16-9	1st	(3.0)	Keuchel (5-0)	Hahn (1-2)	Giles (6)	34,880
6/19	71	@OAK	W 4-1	47-24	1st	(12.0)	Peacock (4-1)	Gossett (0-2)	Giles (17)	10,482
6/20	72	@OAK	W 8-4	48-24	1st	(12.0)	Martes (2-0)	Gray (2-3)	-	15,362
6/21	73	@OAK	W 5-1	49-24	1st	(12.5)	Fiers (5-2)	Manaea (6-4)	-	12,277
6/22	74	@OAK	W 12-9	50-24	1st	(12.5)	Paulino (2-0)	Hahn (3-5)	Devenski (3)	18,747
6/27	78	OAK	L 4-6	52-26	1st	(12.5)	Fiers (5-3)	Manaea (7-4)	Casilla (14)	28,312
6/28	79	OAK	W 11-8	53-26	1st	(12.5)	Feliz (4-1)	Hahn (3-6)	Giles (18)	34,075
6/29	80	OAK	W 6-1	54-26	1st	(13.5)	Peacock (5-1)	Gossett (1-3)	-	29,509
8/18	122	OAK	W 3-1	75-47	1st	(13.0)	Keuchel (11-2)	Manaea (8-8)	Giles (24)	30,908
8/19	123	OAK	W 3-0	76-47	1st	(13.0)	McHugh (1-2)	Graveman (3-4)	Clippard (4)	32,796
8/20	124	OAK	L 2-3	76-48	1st	(12.0)	Peacock (10-2)	Cotton (6-10)	Treinen (4)	34,011
9/8	140	@OAK	L 8-9	86-54	1st	(14.5)	Giles (1-3)	Treinen (2-4)	-	12,288
9/9	141	@OAK	L 1-11	86-55	1st	(14.0)	Morton (11-7)	Gossett (4-8)	-	-
9/9	142	@OAK	L 4-11	86-56	1st	(14.0)	Devenski (8-4)	Hatcher (1-1)	-	19,244
9/10	143	@OAK	L 2-10	86-57	1st	(13.0)	Keuchel (12-4)	Graveman (5-4)	-	15,892

ASTROS YEAR-BY-YEAR RESULTS

YEAR	HOME	ROAD	TOTAL	YEAR	HOME	ROAD	TOTAL	YEAR	HOME	ROAD	TOTAL
2002	0-0	0-3	0-3	2014	5-5	3-6	8-11	2017	6-3	6-4	12-7
2007	1-2	0-0	1-2	2015	5-4	5-5	10-9				
2013	1-8	3-7	4-15	2016	8-2	5-4	13-6				



MANAGER SCOTT SERVAIS

Third season in Seattle (164-160)
Third season overall (164-160)

SEATTLE IN 2017

Record:..... 78-84
Finish:..... 3rd, AL West
at HOU:..... 3-7
at SEA:..... 2-7

ASTROS ALL-TIME SERIES RESULTS

Overall:..... 61-43
at HOU:..... 30-25
at SEA:..... 31-18

ASTROS RESULTS BY DECADE

2000s:..... 6-3 (.667)
2010s:..... 55-40 (.579)
Total:..... 61-43(.587)

WESTERN DIVISION | AMERICAN LEAGUE

SEATTLE MARINERS

Safeco Field • 1250 First Avenue South • Seattle, WA 98134
(206) 346-4000 • (206) 346-4639 (Press Box) • mariners.com

Chairman & Managing Partner:..... John Stanton
President & CEO:..... Kevin Mather
Executive VP, Baseball Operations & General Manager:..... Jerry Dipoto
Vice President & AGM Baseball Operations..... Jeff Kingston
Senior Vice President, Marketing and Communications..... Kevin Martinez
Direct Phone:..... (206) 346-4426
Vice President, Communications:..... Tim Hevly
Direct Phone:..... (206) 346-4402
Director, Public Information..... Rebecca Hale
Direct Phone:..... (206) 346-4360
Senior Manager, Baseball Information..... Kelly Munro
Direct Phone:..... (206) 346-4401
Coordinator, Baseball Information..... Ryan Hueter
Direct Phone:..... (206) 346-4403
Stadium (Year Opened):..... Safeco Field (1999)
Capacity/Dimensions:..... 47,943/331—401—326
Director, Major League Operations:..... Jack Mosimann

SERIES RECORDS

Longest Winning Streak, Astros:..... 6 (2x, last, Sept. 4, 2017-current)
Longest Winning Streak, Mariners:..... 6 (July 19-Aug. 31, 2013)
Largest Margin of Victory, Astros:..... 13 (June 14, 2015, HOU 13, SEA 0)
Largest Margin of Victory, Mariners:..... 11 (July 1, 2014, SEA 13, HOU 2)
Most Runs Scored by Astros:..... 16 (April 9, 2013 at Seattle)
Most Runs Scored by Mariners:..... 13 (2x, last, June 23, 2017 at Seattle)
Most Runs Scored by Both Teams:..... 25 (April 9, 2013, HOU 16, SEA 9)
Longest Game, Innings:..... 13 (April 4, 2017 at Houston)
** home team in CAPS*

2017 SERIES REVIEW

Date	G	Opp	Score	Rec	Pos	GB	Astros POR	Mariners POR	Save	Attend
4/3	1	SEA	W 3-0	1-0	T-1st	-	Keuchel (1-0)	Hernandez (0-1)	Giles (1)	41,678*
4/4	2	SEA	W 2-1	2-0	1st	(1.0)	McCullers Jr. (1-0)	Iwakuma (0-1)	Giles (2)	21,406
4/5	3	SEA	W 5-3 (13)	3-0	1st	(1.0)	Peacock (1-0)	De Jong (0-1)	-	20,303
4/6	4	SEA	L 2-4	3-1	1st	(1.0)	Giles (0-1)	Altavilla (1-0)	Diaz (1)	18,362
4/10	8	@SEA	L 0-6	4-4	T-2nd	1.5	Morton (0-1)	Paxton (1-0)	-	44,856
4/11	9	@SEA	W 7-5	5-4	2nd	1.5	Musgrove (1-0)	Miranda (0-1)	-	18,527
4/12	10	@SEA	W 10-5	6-4	T-1st	-	Peacock (2-0)	Altavilla (1-1)	-	14,479
6/23	75	@SEA	L 3-13	50-25	1st	(11.5)	Musgrove (4-7)	Hernandez (3-2)	-	31,783
6/24	76	@SEA	W 5-2	51-25	1st	(12.5)	McCullers Jr. (7-1)	Gaviglio (3-2)	-	29,820
6/25	77	@SEA	W 8-2	52-25	1st	(13.0)	Feliz (3-1)	Miranda (6-4)	-	33,010
7/17	93	SEA	L 7-9 (10)	62-31	1st	(15.5)	Sipp (0-1)	Gallardo (4-7)	Diaz (17)	24,701
7/18	94	SEA	W 6-2	63-31	1st	(16.5)	Peacock (8-1)	Gaviglio (3-5)	Gregerson (1)	27,111
7/19	95	SEA	L 1-4	63-32	1st	(15.5)	Paxton (9-3)	Morton (7-4)	Diaz (18)	35,191
9/4	137	@SEA	W 6-2	84-53	1st	(13.5)	Keuchel (12-3)	Rzepczynski (2-1)	-	20,108
9/5	138	@SEA	W 3-1	85-53	1st	(13.5)	Verlander (11-8)	Pazos (4-5)	Giles (29)	14,568
9/6	139	@SEA	W 5-3	86-53	1st	(14.5)	Devenski (8-3)	Diaz (3-6)	-	15,104
9/15	147	SEA	W 5-2	89-58	1st	(14.0)	Morton (12-7)	Paxton (12-4)	Giles (31)	28,328
9/16	148	SEA	W 8-6	90-58	1st	(14.0)	Keuchel (13-4)	Ramirez (5-6)	Musgrove (1)	33,650
9/17	149	SEA	W 7-1	91-58	1st	(15.0)	Verlander (13-8)	Moore (1-4)	-	30,247

*indicates sellout

ASTROS YEAR-BY-YEAR RESULTS

YEAR	HOME	ROAD	TOTAL	YEAR	HOME	ROAD	TOTAL	YEAR	HOME	ROAD	TOTAL
2002	1-2	0-0	1-2	2013	3-7	6-3	9-10	2016	6-4	5-4	11-8
2004	0-0	2-1	2-1	2014	3-6	6-4	9-10	2017	7-3	7-2	14-5
2007	3-0	0-0	3-0	2015	7-3	5-4	12-7				

EASTERN DIVISION | AMERICAN LEAGUE

TAMPA BAY RAYS

Tropicana Field • One Tropicana Drive • St. Petersburg, FL 33705
(727) 825-3242 • (727) 825-3129 (Press Box) • raysbaseball.com



MANAGER KEVIN CASH

Fourth season in Tampa Bay (228-258)
Fourth season overall (228-258)

TAMPA BAY IN 2017

Record:..... 80-82
Finish:..... 3rd, AL East
at HOU:..... 3-1
at TB:..... 1-2

ASTROS ALL-TIME SERIES RESULTS

Overall:..... 18-28
at HOU:..... 11-16
at TB:..... 7-12

ASTROS RESULTS BY DECADE

2000s:..... 5-1 (.833)
2010s:..... 13-27 (.325)
Total:..... 18-28 (.391)

Principal Owner:..... Stuart Sternberg
President:..... Brian Auld
President:..... Matt Silverman
Senior Director, Communications:..... Dave Haller
Direct Phone:..... (727) 825-3485
Manager, Baseball Communications:..... Craig Vanderkam
Direct Phone:..... (727) 825-3473
Manager, Communications and Social Media:..... Ryan Sheets
Direct Phone:..... (727) 825-3237
Stadium (Year Opened):..... Tropicana Field (1990)
Capacity/Dimensions:..... 31,042/315—404—322
Director, Team Travel and Logistics:..... Chris Westmoreland

SERIES RECORDS

Longest Winning Streak, Astros:..... 4 (June 6, 2003-June 20, 2008)
Longest Winning Streak, Rays:..... 7 (May 22, 2010-July 2, 2013)
Largest Margin of Victory, Astros:..... 7 (July 31, 2017 at Houston)
Largest Margin of Victory, Rays:..... 12 (July 1, 2013, Tb 12, HOU 0)
Most Runs Scored by Astros:..... 14 (July 31, 2017 at Houston)
Most Runs Scored by Rays:..... 14 (June 26, 2011 at Houston)
Most Runs Scored by Both Teams:..... 24 (June 26, 2011, Tb 14, HOU 10)
Longest Game, Innings:..... 13 (Aug. 19, 2015 at Houston)
** home team in CAPS*

2017 SERIES REVIEW

Date	G	Opp	Score	Rec	Pos	GB	Astros POR	Rays POR	Save	Attend
4/21	17	@TB	W 6-3	12-5	1st	(3.0)	Feliz (1-0)	Cobb (1-2)	Giles (4)	17,693
4/22	18	@TB	L 3-6	12-6	1st	(2.0)	Morton (1-2)	Pruitt (2-0)	Colomé (4)	17,008
4/23	19	@TB	W 6-4 (10)	13-6	1st	(3.0)	Gregerson (1-1)	Garton (0-1)	Giles (5)	15,548
7/31	105	TB	W 14-7	69-36	1st	(16.0)	Morton (9-4)	Cobb (9-7)	-	24,154
8/1	106	TB	L 4-6	69-37	1st	(15.0)	Fiers (7-6)	Archer (8-6)	Colomé (31)	22,985
8/2	107	TB	L 0-3	69-38	1st	(15.0)	Keuchel (9-1)	Pruitt (6-2)	Colomé (32)	26,722
8/3	108	TB	L 3-5	69-39	1st	(15.0)	Liriano (6-6)	Boxberger (3-3)	Colomé (33)	23,404

ASTROS YEAR-BY-YEAR RESULTS

YEAR	HOME	ROAD	TOTAL	YEAR	HOME	ROAD	TOTAL	YEAR	HOME	ROAD	TOTAL
2003	3-0	0-0	3-0	2011	0-3	0-0	0-3	2015	2-2	0-3	2-5
2008	0-0	2-1	2-1	2013	1-3	1-2	2-5	2016	2-1	1-2	3-3
2010	1-2	0-0	1-2	2014	1-2	1-3	2-5	2017	1-3	2-1	3-4

2018 OPPONENTS



MANAGER JEFF BANISTER

Fourth season in Texas (261-225)
Fourth season overall (261-225)

TEXAS IN 2017

Record:..... 78-84
Finish:..... 3rd, AL West
at HOU:..... 5-5
at TEX:..... 2-7

ASTROS ALL-TIME SERIES RESULTS

Overall:..... 65-102
at HOU:..... 34-50
at TEX:..... 31-52

ASTROS RESULTS BY DECADE

2000s:..... 26-28 (.481)
2010s:..... 39-74 (.342)
Total:..... 65-102 (.389)

WESTERN DIVISION | AMERICAN LEAGUE

TEXAS RANGERS

Globe Life Park in Arlington • 1000 Ballpark Way • Arlington, TX 76011
(817) 273-5222 • (817) 273-5017 (Press Box) • texastrangers.com

Co-Chairmen:..... Ray C. Davis, Bob R. Simpson
President of Baseball Ops & General Manager:..... Jon Daniels
Assistant General Managers:..... Josh Boyd, Mike Daly and Jayce Tingler
Executive Vice President, Communications:..... John Blake
Direct Phone:..... (817) 273-5208
Senior Director, Media Relations:..... Rich Rice
Direct Phone:..... (817) 273-5204
Manager, Media Relations:..... Brian SanFilippo
Direct Phone:..... (817) 436-5909
Stadium (Year Opened):..... Globe Life Park in Arlington (1994)
Capacity/Dimensions:..... 48,114/332—400—325
Director of Travel:..... Josh Shelton

SERIES RECORDS

Longest Winning Streak, Astros:..... 7 (May 13-Aug. 9, 2014)
Longest Winning Streak, Rangers:..... 12 (July 7, 2013-April 11, 2014)
Largest Margin of Victory, Astros:..... 11 (2x, last, Sept. 26, 2017, Hou 14, TEX 3)
Largest Margin of Victory, Rangers:..... 15 (2x, last, May 21, 2005, TEX 18, Hou 3)
Most Runs Scored by Astros:..... 14 (Sept. 26, 2017 at Texas)
Most Runs Scored by Rangers:..... 18 (2x, last, May 21, 2005 at Texas)
Most Runs Scored by Both Teams:..... 24 (May 16, 2008, TEX 16, Hou 8)
Longest Game, Innings:..... 14 (April 12, 2015 at Texas)

* home team in CAPS

2017 SERIES REVIEW

Date	G	Opp	Score	Rec	Pos	GB	Astros POR	Rangers POR	Save	Attend
5/1	26	TEX	W 6-2	17-9	1st	(3.5)	Devenski (2-1)	Cashner (0-3)	Giles (7)	22,556
5/2	27	TEX	W 8-7	18-9	1st	(3.5)	Hoyt (1-0)	Kela (0-1)	Harris (1)	26,208
5/3	28	TEX	W 10-1	19-9	1st	(4.5)	Morton (3-2)	Martinez (0-1)	-	27,439
5/4	29	TEX	L 4-10	19-10	1st	(4.5)	Musgrove (1-3)	Griffin (3-0)	-	27,391
6/2	55	@TEX	W 7-1	39-16	1st	(12.5)	Keuchel (9-0)	Darvish (5-4)	-	39,729
6/3	56	@TEX	W 6-5	40-16	1st	(12.5)	Devenski (4-3)	Cashner (2-5)	Giles (15)	44,168
6/4	57	@TEX	W 7-2	41-16	1st	(13.5)	Peacock (3-0)	Perez (2-6)	-	39,204
6/12	65	TEX	L 1-6	44-21	1st	(12.0)	Musgrove (4-5)	Darvish (6-4)	-	25,698
6/13	66	TEX	L 2-4	44-22	1st	(11.0)	Gregerson (2-2)	Leclerc (1-1)	Bush (8)	27,615
6/14	67	TEX	W 13-2	45-22	1st	(11.0)	Martes (1-0)	Cashner (3-6)	-	37,221
8/11	115	@TEX	L 4-6	71-44	1st	(13.0)	Morton (9-5)	Hamels (7-1)	-	33,897
8/12	116	@TEX	L 3-8	71-45	1st	(12.0)	Fiers (7-7)	Ross (3-2)	-	47,306*
8/13	117	@TEX	W 2-1	72-45	1st	(12.0)	Keuchel (10-2)	Cashner (7-9)	Giles (23)	31,517
8/29**	131	TEX	L 2-12	79-52	1st	(12.0)	Fiers (8-9)	Perez (10-10)	-	3,485
8/30**	132	TEX	L 1-8	79-53	1st	(11.0)	Keuchel (11-3)	Cashner (8-9)	-	6,123
8/31**	133	TEX	W 5-1	80-53	1st	(11.5)	Devenski (7-3)	Martinez (3-6)	Giles (27)	3,385
9/25	156	@TEX	W 11-2	96-60	1st	(19.0)	McHugh (4-2)	Cashner (10-11)	-	30,390
9/26	157	@TEX	W 14-3	97-60	1st	(19.0)	Keuchel (14-5)	Hamels (11-5)	-	28,976
9/27	158	@TEX	12-2	98-60	1st	(20.0)	Verlander (15-8)	Martinez (3-8)	-	26,053

*indicates sellout

**Astros home games played at Tropicana Field in St. Petersburg, Fla.

ASTROS YEAR-BY-YEAR RESULTS

YEAR	HOME	ROAD	TOTAL	YEAR	HOME	ROAD	TOTAL	YEAR	HOME	ROAD	TOTAL
2001	1-2	2-1	3-3	2007	1-2	1-2	2-4	2013	1-9	1-8	2-17
2002	2-1	2-1	4-2	2008	2-1	1-2	3-3	2014	7-3	4-5	11-8
2003	1-2	3-0	4-2	2009	0-3	1-2	1-5	2015	4-5	2-8	6-13
2004	2-1	1-2	3-3	2010	0-3	1-2	1-5	2016	2-7	2-8	4-15
2005	2-1	0-3	2-4	2011	1-2	1-2	2-4	2017	5-5	7-2	12-7
2006	2-1	2-1	4-2	2012	1-2	0-3	1-5				

EASTERN DIVISION | AMERICAN LEAGUE

TORONTO BLUE JAYS

Rogers Centre • 1 Blue Jays Way • Toronto, Ontario MSV 1J1
(416) 341-1000 • (416) 341-1178 (Press Box) • bluejays.com



MANAGER JOHN GIBBONS

11th season in Toronto (720-700)
11th season overall (720-700)

TORONTO IN 2017

Record:..... 76-86
Finish:..... 4th, AL East
at HOU:..... 1-2
at TOR:..... 2-2

ASTROS ALL-TIME SERIES RESULTS

Overall:..... 22-19
at HOU:..... 15-6
at TOR:..... 7-13

ASTROS RESULTS BY DECADE

2000s:..... 3-0 (1.000)
2010s:..... 19-19 (.500)
Total:..... 22-19 (.537)

Chairman:..... Edward Rogers
President and CEO, Toronto Blue Jays:..... Mark Shapiro
Exec. VP of Baseball Operations & General Manager:..... Ross Atkins
Sr. VP of Baseball Operations & Asst. General Manager:..... Tona LaCava
Vice President, Communications:..... Jay Stenhouse
Direct Phone:..... (416) 341-1248
Manager, Baseball Information:..... Mal Romanin
Direct Phone:..... (647) 341-1249
Coordinator, Baseball Information:..... Erik Grosman
Direct Phone:..... (416) 341-1252
Stadium (Year Opened):..... Rogers Centre (1989)
Capacity/Dimensions:..... 49,286/328—400—328
Director, Team Travel and Clubhouse Operations:..... Mike Shaw

SERIES RECORDS

Longest Winning Streak, Astros:..... 7 (Aug. 1, 2014-May 17, 2015)
Longest Winning Streak, Blue Jays:..... 3 (4x, last, Aug. 2-4, 2016)
Largest Margin of Victory, Astros:..... 18 (July 9, 2017, Hou 19, TOR 1)
Largest Margin of Victory, Blue Jays:..... 7 (Aug. 14, 2016, TOR 9, Hou 2)
Most Runs Scored by Astros:..... 19 (July 9, 2017 at Toronto)
Most Runs Scored by Blue Jays:..... 12 (July 26, 2013 at Toronto)
Most Runs Scored by Both Teams:..... 23 (Aug. 4, 2017, HOU 16, Tor 7)
Longest Game, Innings:..... 14 (Aug. 1, 2016 at Houston)
** home team in CAPS*

2017 SERIES REVIEW

Date	G	Opp	Score	Rec	Pos	GB	Astros POR	Blue Jays POR	Save	Attend
7/6	86	@TOR	L 4-7	58-28	1st	(15.5)	Liriano (5-4)	McCullers Jr. (7-2)	Osuna (22)	40,949
7/7	87	@TOR	W 12-2	59-28	1st	(16.5)	Morton (6-3)	Sanchez (9-2)	-	37,332
7/8	88	@TOR	L 2-7	59-29	1st	(15.5)	Fiers (5-4)	Stroman (9-5)	-	46,659*
7/9	89	@TOR	W 19-1	60-29	1st	(16.5)	Peacock (7-1)	Happ (3-6)	-	46,622*
8/4	109	TOR	W 16-7	70-39	1st	(15.0)	Peacock (10-1)	Valdez (1-1)	-	39,287
8/5	110	TOR	L 3-4 (10)	70-40	1st	(14.5)	Liriano (6-7)	Tepera (6-1)	Osuna (28)	41,950*
8/6	111	TOR	W 7-6	71-40	1st	(15.0)	Martes (4-1)	Osuna (3-3)	-	36,300

**indicates sellout*

ASTROS YEAR-BY-YEAR RESULTS

YEAR	HOME	ROAD	TOTAL	YEAR	HOME	ROAD	TOTAL	YEAR	HOME	ROAD	TOTAL
2005	3-0	0-0	3-0	2014	3-1	1-2	4-3	2017	2-1	2-2	4-3
2011	0-0	2-1	2-1	2015	4-0	0-3	4-3				
2013	2-1	1-3	3-4	2016	1-3	1-2	2-5				



MANAGER TOREY LOVULLO

Second season in Arizona (93-69)
 Second full season overall (121-89*)
 *as interim manager for the Red Sox, 2015

ARIZONA IN 2017

Record:..... 93-69
Finish:..... 2nd, NL West
at HOU:..... 1-1
at ARI:..... 1-1

ASTROS ALL-TIME SERIES RESULTS

Overall:..... 54-70
at HOU:..... 26-33
at ARI:..... 28-37

ASTROS RESULTS BY DECADE

1990s:..... 9-9 (.500)
2000s:..... 29-39 (.426)
2010s:..... 16-22 (.421)
Total:..... 54-70 (.435)

WESTERN DIVISION | NATIONAL LEAGUE

ARIZONA DIAMONDBACKS

Chase Field • 401 E. Jefferson Street • Phoenix, AZ 85004
 (602) 462-6500 • (602) 462-4565 (Press Box) • dbacks.com

Managing General Partner: Ken Kendrick
President and CEO: Derrick Hall
EVP and General Manager: Mike Hazen
SVP and Assistant GM: Amiel Sawdaye, Jared Porter
Senior VP, Content and Communications: Josh Rawitch
Direct Phone: (602) 462-6746
Senior Director, Player and Media Relations: Casey Wilcox
Direct Phone: (602) 462-6661
Senior Manager, Player and Media Relations: Patrick O'Connell
Direct Phone: (602) 462-6586
Stadium (Year Opened): Chase Field (1998)
Capacity/Dimensions: 48,519/330—407—335

SERIES RECORDS

Longest Winning Streak, Astros: 4 (3x, last, Aug. 1-Oct. 3, 2015)
Longest Winning Streak, Diamondbacks: 9 (Aug. 9, 2011-Aug. 19, 2012)
Largest Margin of Victory, Astros: 16 (Oct. 2, 2015, Hou 21, ARI 5)
Largest Margin of Victory, Diamondbacks: 10 (2x, last, Aug. 15, 2008, Ari 12, HOU 2)
Most Runs Scored by Astros: 21 (Oct. 2, 2015 at Arizona)
Most Runs Scored by Diamondbacks: 14 (Aug. 28, 2009 at Arizona)
Most Runs Scored by Both Teams: 26 (Oct. 2, 2015, ARI 5, Hou 21)
Longest Game, Innings: 13 (June 5, 2002 at Arizona)
 *home team in CAPS

2017 SERIES REVIEW

Date	G	Opp	Score	Rec	Pos	GB	Astros POR	D-backs POR	Save	Attend
8/14	118	@ARI	L 0-2	72-46	1st	(11.5)	McHugh (0-2)	Greinke (14-5)	Rodney (27)	20,405
8/15	119	@ARI	W 9-4	73-46	1st	(12.5)	Martes (5-2)	Banda (1-3)	-	16,935
8/16	120	ARI	W 9-5	74-46	1st	(12.5)	Morton (10-5)	Walker (6-7)	-	27,278
8/17	121	ARI	L 0-4	74-47	1st	(12.0)	Fiers (7-8)	Corbin (10-11)	-	27,949

ASTROS YEAR-BY-YEAR RESULTS

YEAR	HOME	ROAD	TOTAL	YEAR	HOME	ROAD	TOTAL	YEAR	HOME	ROAD	TOTAL
1998	2-1	3-3	5-4	2005	1-2	2-1	3-3	2012	0-3	0-3	0-6
1999	3-3	1-2	4-5	2006	1-2	4-2	5-4	2014	2-0	1-1	3-1
2000	0-3	1-3	1-6	2007	2-1	0-4	2-5	2015	2-1	2-1	4-2
2001	2-1	2-1	4-2	2008	1-2	1-2	2-4	2016	1-1	2-0	3-1
2002	2-1	1-2	3-3	2009	2-1	2-4	4-5	2017	1-1	1-1	2-2
2003	1-2	0-3	1-5	2010	1-3	2-1	3-4				
2004	2-2	2-0	4-2	2011	0-3	1-3	1-6				



MANAGER BUD BLACK

Second season in Colorado (87-75)
11th season overall (736-788)

COLORADO IN 2017

Record: 87-75
Finish: 3rd, NL West

ASTROS ALL-TIME SERIES RESULTS

Overall: 87-80
at HOU: 56-30
at COL: 31-50

ASTROS RESULTS BY DECADE

1990s: 33-41 (.446)
2000s: 39-26 (.600)
2010s: 15-13 (.536)
Total: 87-80 (.521)

WESTERN DIVISION | NATIONAL LEAGUE

COLORADO ROCKIES

Coors Field • 2001 Blake Street • Denver, CO 80205
(303) 292-0200 • rockies.com

Owner/Chairman and CEO: Richard L. Monfort
Senior VP and General Manager: Jeff Bridich
Executive VP/COO: Gregory D. Feasel
Vice President, Communications and Marketing: Jill Campbell
Direct Phone: (303) 312-2223
Senior Director, Communications: Warren Miller
Direct Phone: (303) 312-2326
Supervisor, Communications: Cory Little
Direct Phone: (303) 312-2232
Stadium (Year Opened): Coors Field (1995)
Capacity/Dimensions: 50,144/347—415—350
Director, Major League Operations: Paul Egin

SERIES RECORDS

Longest Winning Streak, Astros: 7 (Oct. 1, 2004-June 27, 2005)
Longest Winning Streak, Rockies: 6 (Sept. 8, 1996-Apr. 28, 1997)
Largest Margin of Victory, Astros: 13 (Apr. 3, 1998, HOU 15, COL 2)
Largest Margin of Victory, Rockies: 16 (Sept. 25, 2011, COL 19, HOU 3)
Most Runs Scored by Astros: 16 (3x, last, July 28, 1999 at Colorado)
Most Runs Scored by Rockies: 19 (Sept. 25, 2011 at Houston)
Most Runs Scored by Both Teams: 26 (May 13, 2009, HOU 15, COL 11)
Longest Game, Innings: 13 (Sept. 24, 2011 at Houston)

* home team in CAPS

ASTROS YEAR-BY-YEAR RESULTS

YEAR	HOME	ROAD	TOTAL	YEAR	HOME	ROAD	TOTAL	YEAR	HOME	ROAD	TOTAL	YEAR	HOME	ROAD	TOTAL
1993	2-4	0-7	2-11	1999	3-1	3-1	6-2	2005	3-0	2-1	5-1	2011	2-2	0-3	2-5
1994	4-3	1-2	5-5	2000	2-1	2-4	4-5	2006	2-1	0-3	2-4	2012	2-1	0-4	2-5
1995	3-2	1-2	4-4	2001	3-0	1-2	4-2	2007	3-1	1-2	4-3	2013	1-1	2-0	3-1
1996	4-3	1-5	5-8	2002	2-1	1-2	3-3	2008	1-2	2-1	3-3	2015	2-0	2-0	4-0
1997	4-2	2-3	6-5	2003	2-1	2-1	4-2	2009	3-1	2-1	5-2				
1998	4-2	1-4	5-6	2004	3-0	2-1	5-1	2010	1-1	3-1	4-2				



MANAGER DAVE ROBERTS

Third season in Los Angeles (195-129)
Third full season overall (195-130)

LOS ANGELES IN 2017

Record:..... 104-58
Finish:..... 1st, NL West

ASTROS ALL-TIME SERIES RESULTS

Overall:..... 323-388
at HOU:..... 179-171
at MIA:..... 114-217

ASTROS RESULTS BY DECADE

1960s:..... 57-87 (.396)
1970s:..... 76-104 (.422)
1980s:..... 82-93 (.469)
1990s:..... 65-57 (.533)
2000s:..... 32-34 (.485)
2010s:..... 11-13 (.458)
Total:..... 323-388 (.454)

WESTERN DIVISION | NATIONAL LEAGUE

LOS ANGELES DODGERS

Dodger Stadium • 1000 Vin Scully Ave. • Los Angeles, CA 90012
(323) 224-1301 • (323) 224-1425 (Press Box) • dodgers.com

President of Baseball Operations:..... Andrew Friedman
General Manager:..... Farhan Zaidi
Senior Director, Public Relations:..... Joe Jareck
Assistant Director, Public Relations:..... Yvonne Carrasco
Stadium (Year Opened):..... Dodger Stadium (1962)
Capacity/Dimensions:..... 56,000/330—395—330
Director, Team Travel:..... Scott Akasaki

SERIES RECORDS

Longest Winning Streak, Astros: 10 (Aug. 5, 1992-May 16, 1993)
Longest Winning Streak, Dodgers: 9 (June 22, 1966-May 8, 1967)
Largest Margin of Victory, Astros: 14 (Aug. 26, 2003, HOU 18, Lad 4)
Largest Margin of Victory, Dodgers: 12 (2x, last, Sept. 14, 1973, Lad 13, HOU 1)
Most Runs Scored by Astros: 18 (Aug. 26, 2003 at Houston)
Most Runs Scored by Dodgers: 16 (Apr. 5, 1983 at Houston)
Most Runs Scored by Both Teams: 26 (Sept. 17, 1972, HOU 15, Lad 11)
Longest Game, Innings: 22 (June 3, 1989 at Florida)

* home team in CAPS

ASTROS YEAR-BY-YEAR RESULTS

YEAR	HOME	ROAD	TOTAL	YEAR	HOME	ROAD	TOTAL	YEAR	HOME	ROAD	TOTAL	YEAR	HOME	ROAD	TOTAL
1962	2-7	4-5	6-12	1975	5-4	1-8	6-12	1988	4-5	5-4	9-9	2001	2-1	0-3	2-4
1963	4-5	1-8	5-13	1976	3-6	2-7	5-13	1989	6-3	4-5	10-8	2002	1-2	2-1	3-3
1964	3-6	4-5	7-11	1977	5-4	4-5	9-9	1990	5-4	4-5	9-9	2003	2-1	2-1	4-2
1965	3-6	2-7	5-13	1978	4-5	3-6	7-11	1991	5-4	3-6	8-10	2004	0-2	1-3	1-5
1966	3-6	4-5	7-11	1979	5-4	5-4	10-8	1992	8-1	5-4	13-5	2005	3-0	1-2	4-2
1967	5-4	5-4	10-8	1980	6-3	3-7	9-10	1993	4-2	5-2	9-4	2006	2-1	1-2	3-3
1968	6-3	5-4	11-7	1981	3-3	1-5	4-8	1994	1-2	0-6	1-8	2007	2-1	2-2	4-3
1969	4-5	2-7	6-12	1982	3-6	4-5	7-11	1995	1-1	2-1	3-2	2008	1-3	3-0	4-3
1970	3-6	5-4	8-10	1983	4-5	2-7	6-12	1996	4-2	2-4	6-6	2009	2-1	2-2	4-3
1971	4-5	4-5	8-10	1984	5-4	4-5	9-9	1997	4-1	3-3	7-4	2010	2-2	0-2	2-4
1972	3-6	4-5	7-11	1985	2-7	4-5	6-12	1998	1-2	2-4	3-6	2011	2-1	2-4	4-5
1973	6-3	5-4	11-7	1986	7-2	3-6	10-8	1999	4-2	2-1	6-3	2012	1-2	1-2	2-4
1974	3-6	2-7	5-13	1987	7-2	5-4	12-6	2000	1-2	2-4	3-6	2015	3-0	-	3-0



MANAGER ANDY GREEN

Third season in San Diego (139-185)
Third season overall (139-185)

SAN DIEGO IN 2017

Record: 71-91
Finish: 4th, NL West

ASTROS ALL-TIME SERIES RESULTS

Overall: 312-282
at HOU: 171-122
at SD: 141-160

ASTROS RESULTS BY DECADE

1960s: 10-8 (.556)
1970s: 106-70 (.602)
1980s: 89-87 (.506)
1990s: 62-67 (.481)
2000s: 34-35 (.493)
2010s: 11-15 (.423)
Total: 312-282 (.525)

WESTERN DIVISION | NATIONAL LEAGUE

SAN DIEGO PADRES

Petco Park • 100 Park Boulevard, San Diego, CA 92101
(619) 795-5265 • (619) 795-5266 (fax) • padres.com

Executive Chairman:..... Ron Fowler
General Partner:..... Peter Seidler
Executive VP, General Manager:..... A.J. Preller
VP, Assistant General Manager:..... Fred Uhlman, Jr.
Director, Communications:..... Craig Hughner
Direct Phone:..... (619) 795-5261
Manager, Communications:..... Danny Sanchez
Direct Phone:..... (619) 795-5136
Manager, Media Relations:..... Darren Feeney
Direct Phone:..... (619) 795-5293
Stadium (Year Opened):..... Petco Park (2004)
Capacity/Dimensions:..... 40,209/336—396—322
Director, Player Staff & Services:..... T.J. Lasita

SERIES RECORDS

Longest Winning Streak, Astros: 9 (June 22, 1979-Sept. 17, 1979)
Longest Winning Streak, Padres: 8 (2x, last, July 29, 1990-Sept. 18, 1990)
Largest Margin of Victory, Astros: 12 (Sept. 16, 1997, HOU 15, SD 3)
Largest Margin of Victory, Padres: 15 (Apr. 7, 1996, Nym 17, HOU 2)
Most Runs Scored by Astros: 15 (Sept. 16, 1997 at Houston)
Most Runs Scored by Padres: 18 (July 29, 2007 at Houston)
Most Runs Scored by Both Teams: 29 (July 29, 2007, Hou 11, SD 18)
Longest Game, Innings: 21 (Sept. 24, 1971 at San Diego)
** home team in CAPS*

ASTROS YEAR-BY-YEAR RESULTS

YEAR	HOME	ROAD	TOTAL	YEAR	HOME	ROAD	TOTAL	YEAR	HOME	ROAD	TOTAL	YEAR	HOME	ROAD	TOTAL
1969	8-1	2-7	10-8	1981	4-1	7-2	11-3	1993	4-2	4-3	8-5	2005	3-1	1-2	4-3
1970	7-2	7-2	14-4	1982	5-4	4-5	9-9	1994	4-3	1-2	5-5	2006	1-2	2-1	3-3
1971	4-5	6-3	10-8	1983	7-2	4-5	11-7	1995	4-1	3-3	7-4	2007	2-2	2-1	4-3
1972	4-1	8-1	12-2	1984	4-5	2-7	6-12	1996	2-4	4-2	6-6	2008	2-0	1-3	3-3
1973	6-3	4-3	10-6	1985	8-1	4-5	12-6	1997	2-4	4-1	6-5	2009	3-0	3-1	6-1
1974	6-3	5-4	11-7	1986	5-4	5-4	10-8	1998	2-1	3-3	5-4	2010	1-2	1-3	2-5
1975	4-5	5-4	9-9	1987	4-5	1-8	5-13	1999	6-0	2-1	8-1	2011	2-2	1-3	3-5
1976	7-3	3-5	10-8	1988	4-5	2-7	6-12	2000	0-3	2-4	2-7	2012	2-2	1-3	3-5
1977	4-5	4-5	8-10	1989	5-4	3-6	8-10	2001	1-5	2-1	3-6	2015	-	3-0	3-0
1978	5-4	3-6	8-10	1990	3-6	1-8	4-14	2002	2-1	2-1	4-2				
1979	8-1	6-3	14-4	1991	4-5	2-7	6-12	2003	1-2	2-1	3-3				
1980	4-5	7-2	11-7	1992	6-3	1-8	7-11	2004	1-2	1-2	2-4				



MANAGER BRUCE BOCHY

12th season in San Francisco (902-880)
24th season overall (1853-1855)

SAN FRANCISCO IN 2017

Record:..... 64-98
Finish:..... 5th, NL West

ASTROS ALL-TIME SERIES RESULTS

Overall:..... 345-377
at HOU:..... 198-164
at SF:..... 147-213

ASTROS RESULTS BY DECADE

1960s:..... 55-89 (.382)
1970s:..... 90-90 (.500)
1980s:..... 98-79 (.554)
1990s:..... 69-57 (.548)
2000s:..... 24-42 (.364)
2010s:..... 9-20 (.310)
Total:..... 345-377 (.478)

WESTERN DIVISION | NATIONAL LEAGUE

SAN FRANCISCO GIANTS

AT&T Park • 24 Willie Mays Plaza • San Francisco, CA 94107
(415) 972-2000 • (415) 972-2445 (Media Relations line) • sfgiants.com

President and CEO:..... Laurence M. Baer
Executive VP of Baseball Operations:..... Brian R. Sabean
Senior VP and General Manager:..... Bobby Evans
Senior VP, Player Personnel and Senior Advisor to the GM:..... Dick Tidrow
Senior Director, Broadcast Communications and Media Ops:..... Maria Jacinto
Direct Phone:..... (415) 972-2447
Senior Director, Media Relations:..... Matt Chisholm
Direct Phone:..... (415) 972-2441
Media Relations Manager:..... Liam Connolly
Direct Phone:..... (415) 972-2448
Stadium (Year Opened):..... AT&T Park (2000)
Capacity/Dimensions:..... 41,915/339—399—309
Traveling Secretary:..... Bret Alexander

SERIES RECORDS

Longest Winning Streak, Astros:..... 12 (Aug. 8, 1984-June 30, 1985)
Longest Winning Streak, Giants:..... 11 (Sept. 22, 1964-May 22, 1965)
Largest Margin of Victory, Astros:..... 14 (July 7, 1971, Hou 18, SF 4)
Largest Margin of Victory, Giants:..... 14 (April 13, 1991, Sf 16, HOU 2)
Most Runs Scored by Astros:..... 18 (July 7, 1971 at San Francisco)
Most Runs Scored by Giants:..... 16 (2x, last, April 13, 1991 at Houston)
Most Runs Scored by Both Teams:..... 24 (July 15, 1995, Hou 15, SF 9)
Longest Game, Innings:..... 15 (2x, last, May 22, 1981 at Houston)

* home team in CAPS

ASTROS YEAR-BY-YEAR RESULTS

YEAR	HOME	ROAD	TOTAL	YEAR	HOME	ROAD	TOTAL	YEAR	HOME	ROAD	TOTAL	YEAR	HOME	ROAD	TOTAL
1962	2-7	5-4	7-11	1975	1-8	4-5	5-13	1988	2-7	5-4	7-11	2001	0-3	3-0	3-3
1963	5-4	3-6	8-10	1976	7-2	3-6	10-8	1989	6-3	2-7	8-10	2002	1-2	0-3	1-5
1964	5-4	2-7	7-11	1977	4-5	5-4	9-9	1990	7-2	3-6	10-8	2003	1-2	1-2	2-4
1965	2-7	1-8	3-15	1978	5-4	1-8	6-12	1991	4-5	5-4	9-9	2004	1-2	1-2	2-4
1966	5-4	1-8	6-12	1979	3-6	4-5	7-11	1992	7-2	5-4	12-6	2005	2-2	1-2	3-4
1967	5-4	1-8	6-12	1980	8-1	3-6	11-7	1993	1-6	2-4	3-10	2006	0-3	1-2	1-5
1968	5-4	3-6	8-10	1981	4-2	5-4	9-6	1994	5-1	3-1	8-2	2007	2-1	0-3	2-4
1969	8-1	2-7	10-8	1982	4-5	1-8	5-13	1995	3-1	2-2	5-3	2008	4-0	3-1	7-1
1970	7-2	3-6	10-8	1983	6-3	6-3	12-6	1996	4-2	4-2	8-4	2009	1-2	1-2	2-4
1971	5-4	4-5	9-9	1984	7-2	5-4	12-6	1997	2-3	1-5	3-8	2010	2-4	0-3	2-7
1972	5-4	8-1	13-5	1985	8-1	7-2	15-3	1998	4-2	2-1	6-3	2011	2-1	2-2	4-3
1973	6-3	5-4	11-7	1986	5-4	4-5	9-9	1999	2-1	3-3	5-4	2012	0-3	1-5	1-8
1974	5-4	5-4	10-8	1987	7-2	3-6	10-8	2000	0-6	1-2	1-8	2015	1-1	1-1	2-2

NEVER
SETTLE




HISTORY AND
RECORDS

HISTORY AND RECORDS TABLE OF CONTENTS

Attendance Records.....	433	Inside the Park.....	427	Retired Numbers.....	374
All-Star Games in Houston.....	470	Opponent Grand Slams.....	424	Rookie Records.....	
All-Star Selections.....	445	Walk-off Home Runs.....	425	Double Digit Rookie Homers.....	420
All-Time Roster.....		Individual Milestones.....	421	Team Records.....	408
By Name.....	447	Last Time it Happened.....	392	Slowest Starts.....	431
By Uniform Number.....	451	Last Trade With.....	456	Stadium History.....	384
Coaches.....	450	Managerial History.....	431	Sweeps.....	430
Awards.....		Media Wall of Honor.....	389	Team Records.....	
BBWAA Awards.....	442	Minute Maid Park Records.....		Defensive Records.....	409
Cy Young.....	443	All-Time Batting Leaders.....	457	Individual Batting.....	399
Gold Glove Winners.....	443	All-Time Pitching Leaders.....	457	Individual Pitching.....	401
Most Valuable Player.....	422	Extra-Inning Games.....	459	Leaders by Position.....	441
Players of the Month.....	443	Game Time.....	459	Team Batting.....	404
Players of the Week.....	444	Longest/Shortest Home Runs.....	458	Team Pitching.....	406
Other Awards.....	443	Opponent Career Records.....	457	Team Pinch-Hitting.....	407
Rookie of the Year.....	443	Single Game Records.....	458	Triple Plays.....	429
Best Records by Game Number.....	432	Record by Roof Status.....	459	Uniform History.....	385
Broadcasting.....	387	Month-by-Month Records.....	430	Win-Loss Records.....	409
Cycles.....	422	No-Hitters.....	429	Year-by-Year.....	
Doubleheaders.....	429	Offensive Top 10 Charts.....	412	Batting Leaders.....	416
Hitting Streaks.....	420	Opening Day.....		Final Records.....	431
Home Runs.....		Lineups.....	438	Games Played Leaders by Position.....	440
At Minute Maid Park.....	458	Start Leaders by Position.....	437	League Leaders.....	428
Career Grand Slams.....	422	Year-by-Year.....	438	Pitching Leaders.....	417
Career Leadoff Homers.....	422	Pitching Top 10 Charts.....	414	Summaries.....	377
Career Pinch-hit.....	422	Postseason.....		Team Batting.....	418
Career Walk-off.....	422	Box Scores, 2017.....	462	Team Pitching.....	419
Grand Slams.....	422	Game-by-Games.....	460	20-Game Winners.....	429

RETIRED ASTROS NUMBERS




32 ■ JIM UMBRICHT

1962-1963

BORN: 9/17/30 IN CHICAGO, IL

B: R T: R

Jim Umbricht broke into the professional ranks with the Milwaukee Brewers farm system in 1953 and was traded to Pittsburgh for outfielder Emil Ranko on April 6, 1959. He was purchased by the Houston Colt .45s in the 1961 National League player pool for \$50,000 from Pittsburgh. Umbricht opened the season with the Colts and was one of the top relief pitchers in the National League. He posted a 4-0 record with a 2.01 ERA that year. He then made a remarkable comeback after a cancer operation in mid-March of 1963 and was once again one of the league's leading relievers with a 4-3 record and 2.61 ERA. Umbricht died April 8, 1964 at the age of 33. His number, 32, was officially retired on April 12, 1965.




40 ■ DON WILSON

1966-74

BORN: 2/12/45 IN MONROE, LA

B: R T: R

Don Wilson is the only pitcher to throw two no-hitters while wearing a Houston uniform. He pitched a no-hitter on June 18, 1967 vs. Atlanta (2-0) and May 1, 1969 at Cincinnati (4-0). Wilson established the club record for single-game strikeouts (18) on July 14, 1968 vs. Los Angeles. He compiled a 103-92 record in nine seasons with the Astros and won a career-high 16 games twice in 1969 (16-12), and 1971 (16-10). He was named to the 1971 All-Star team. Wilson died on January 5, 1975 and his number, 40, was officially retired on April 13, 1975.



25 ■ JOSE CRUZ

1975-87

BORN: 8/8/47 IN ARROYO, PR

B: L T: L

Jose "Cheo" Cruz ranks in the top 10 in every significant Astros career hitting category. He was the team's most valuable player four times (1977, 1980, 1983, 1984) and named a National League All-Star twice (1980, 1985). He started his career in the St. Louis organization but did not blossom until he was acquired by the Astros in 1975. Cruz made three trips into the post-season with the Astros, batting .400 in the 1980 NLCS against the Phillies and hitting .300 six times in his career. Cruz currently serves as a community outreach executive for the club. He previously served as the Astros' first base coach for 13 seasons from 1997-2009. His number, 25, was officially retired on Oct. 3, 1992.

RETIRED ASTROS NUMBERS




33 ■ MIKE SCOTT

1983-91

BORN: 4/26/55 IN SANTA MONICA, CA

B: R T: R

Mike Scott is still remembered for doing the impossible: on Sept. 25, 1986, he became the first pitcher ever to throw a no-hitter in a clinching situation when he shut down San Francisco, 2-0, to wrap up the NL West title. Scott, who began his career with the New York Mets, was 110-81 with a 3.30 ERA as an Astro from 1983-90, winning the Cy Young Award in 1986 when he led the Majors in strikeouts (306), innings pitched (275.1) and ERA (2.22). He will also be remembered for his feats in the 1986 NLCS. Scott twice beat the New York Mets, limiting them to one run in 18 innings and striking out 19 batters. He became the first player from a losing team to win NLCS MVP honors. In 1989, he became Houston's fourth 20-game winner when he posted a 20-10 record. His number, 33, was officially retired on Oct. 3, 1992.




34 ■ NOLAN RYAN

1980-88

BORN: 1/31/47 IN REFUGIO, TX

B: R T: R

The all-time strikeout king and 1999 inductee to the Baseball Hall of Fame played nine seasons for the Astros after signing as a free agent on Nov. 19, 1979. He helped the Astros to their first National League West Division title in 1980. He tossed his fifth career no-hitter on Sept. 26, 1981 against Los Angeles and posted one of the best post-World War II ERAs (1.69) in helping Houston to the second half title. On April 27, 1983, he surpassed Walter Johnson as baseball's all-time strikeout king when he fanned former Houston Astros manager and Montreal infielder Brad Mills. He led the league with a 2.76 ERA in 1987 despite an 8-16 record. He led the league in strikeouts in 1987 (270) and 1988 (228). Ryan made two All-Star appearances while wearing a Houston uniform (1981, 1985) and was the owner of 53 Major League pitching records upon his retirement. His number, 34, was retired on Sept. 29, 1996.




49 ■ LARRY DIERKER

1964-77

BORN: 9/22/46 IN HOLLYWOOD, CA

B: R T: R

On May 19, 2002, the Astros retired the number 49 of franchise icon Larry Dierker. In 40 years of service to the organization, Dierker served as a player, front-office member, broadcaster, and manager. In 13 seasons on the mound with Houston, he won 137 games, second only to Joe Niekro in team history. He owns the franchise records for innings pitched, starts, complete games, and shutouts. A two-time All-Star, Dierker pitched the fifth no-hitter in franchise history on July 9, 1976. After one season in the front office and 18 as a broadcaster, Dierker became the sixth manager in Major League history to win a division crown in his first season. In five seasons as the club's skipper from 1997-2001, he won four division titles, and the 1998 team won a franchise-record 102 games, allowing Dierker to earn NL Manager of the Year honors.



24 ■ JIMMY WYNN

1963-73

BORN: 3/12/46 IN HAMILTON, OH

B: R T: R

Jimmy Wynn spent the first 11 years of his 15-year Major League career with the Houston franchise, the first two as a member of the Colt .45's. Despite his small frame (5'9"), Wynn boasted enormous power and a strong throwing arm, earning him the nickname "The Toy Cannon." He ranks among the Top 10 in almost every significant Astros career hitting category and led the franchise in hits (1,291), home runs (223), and RBI (719) when he left the club after the 1973 season. In 1967, the slugging center fielder finished second in the National League in home runs (37) while posting 107 RBI. He also became the first Astro to hit three home runs in a game. As a member of the 1974 Dodgers, Wynn smashed 32 home runs with 108 RBI, finishing in fifth place for the National League Most Valuable Player Award. Wynn remains an active member of the Houston community and currently works as a community outreach executive for the club. His number, 24, was officially retired on June 25, 2005.

RETIRED ASTROS NUMBERS



5 ■ JEFF BAGWELL

1991-2005

BORN: 5/27/68 IN BOSTON, MA

B: R T: R

One of the greatest first basemen in baseball history, in 2017 Jeff Bagwell became the second Astro player to be inducted into the National Baseball Hall of Fame. Bagwell is the Houston franchise career leader in home runs (449) and RBI (1,529), and was the first Astro to win a Most Valuable Player Award, having done so in 1994 after hitting .368 with 39 home runs and 116 RBI. Bagwell also became the first player in franchise history to win a Rookie of the Year award, capturing the honor in the National League in 1991. One of the most respected players and leaders in recent Major League memory, Bagwell's mark on the Astros franchise is indelible, from his play on the field to his impact on the younger Astros in the clubhouse. He earned three NL Silver Slugger Awards (1994, 1997, 1999) and one Rawlings Gold Glove Award (1994), and was named to four All-Star teams. He is the only Astro with six consecutive 100-RBI seasons. Bagwell was the Astros Opening Day first baseman for 15 consecutive seasons, and his 2,314 hits rank second in franchise history. On Aug. 26, 2007, the Astros retired the No. 5 worn by Bagwell during his 15-year career with the team.




7 ■ CRAIG BIGGIO

1988-2007

BORN: 12/14/65 IN SMITHTOWN, NY

B: R T: R

In front of close to 50,000 fans, many of which were from Houston, Craig Biggio was officially inducted into the National Baseball Hall of Fame on July 26, 2015, along with pitchers Randy Johnson, Pedro Martinez and John Smoltz. Biggio became the first player ever inducted into Cooperstown as a member of the Houston Astros. On Aug. 17, 2008, the Astros retired the No. 7 worn by the second baseman during his 20-year career with the team. Biggio is the franchise career leader in runs scored (1844) and hits (3060) and is the only player to reach the 3,000-hit plateau while wearing an Astros uniform. At the time of his retirement, he ranked 20th in Major League history in that category and was one of only nine players to reach the milestone while playing his entire career with the same team. Biggio also leads the franchise in doubles with 668. In 1998, Biggio joined Hall of Famer Tris Speaker as the only players in the 20th century to collect 50-or-more doubles and 50-or-more stolen bases in the same season. He followed his 1998 campaign by hitting 56 doubles in 1999, becoming just the sixth player in MLB history to have back-to-back 50-double seasons. Biggio has played more games (2850) than any other player in franchise history and has been hit by more pitches (285) than any player in modern MLB history (since 1900). A seven-time All-Star, Biggio received five Silver Slugger Awards and four Gold Gloves. He is the only player in Major League history to make the All-Star team at both catcher and second base. Biggio played in a franchise record 20 seasons with the club, including 19 consecutive Opening Day starts (1989-2007). He remains a member of the Astros organization as a special assistant to the general manager.



42 ■ JACKIE ROBINSON

1947-56

BORN: 1/31/19 IN CAIRO, GA

B: R T: R

On April 15, 1947, Jackie Robinson debuted at first base for the Brooklyn Dodgers, becoming the first African American in the 20th century to appear in a Major League Baseball uniform. He broke the color barrier, and quickly became one of the league's stars and a symbol of hope to millions of Americans. Known for his daring baserunning, Robinson stole home 19 times, and helped the Dodgers win the pennant in six of his 10 seasons. In 1949, he was named the National League MVP after batting .342 with 37 steals and 124 runs. In 1962, he became the first black player elected to the National Baseball Hall of Fame. To mark the 50th anniversary of his historic achievement, Major League Baseball dedicated the 1997 season to Robinson and retired his number, 42, throughout the league. Robinson died Oct. 24, 1972, at the age of 53.

HOUSTON MAJOR LEAGUE HISTORY

1962 The Houston Colt .45s play their first Major League game on April 10, defeating the Chicago Cubs 11-2.

1963 Bob Bruce one-hits the Cincinnati Reds on April 26...Don Nottebart no-hits the Phillies on May 7.

1964 Ken Johnson becomes the first Major Leaguer to lose a nine-inning no-hitter on April 23 with a 1-0 loss to the Cincinnati Reds.

1965 The Houston Colt .45s become the Houston Astros and inaugurate indoor baseball with a 2-1 exhibition win over the New York Yankees on April 9 in the Astrodome...rookie Joe Morgan sets club marks for at-bats, runs, hits and triples.

1966 Mike Cuellar sets a club mark with a 2.22 ERA...home attendance mark which stood for 22 years, was set on June 22 as 50,908 watch Sandy Koufax and the Dodgers down Houston 5-2.

1967 Don Wilson fires a no-hitter vs. the Atlanta Braves, 2-0, on June 18, striking out Hank Aaron for the final out... Jimmy Wynn sets club records with 37 home runs and 107 RBI.

1968 Don Wilson strikes out 18 Cincinnati Reds in a 6-1 win on July 14...four Houston hurlers win 10-or-more games: Don Wilson (13), Larry Dierker (12), Dave Giusti (11) and Denny Lemaster (10)...the Astros down the Mets 1-0 in 24 innings on April 15.

1969 Cincinnati's Jim Maloney no-hits the Astros on April 30 and the next night, May 1, Don Wilson returns the favor by no-hitting the Reds, 4-0...Larry Dierker becomes Houston's first 20-game winner...the club records its first .500 season (81-81).

1970 Fred Gladding appears in 63 games, setting a club mark...three Astros hit over .300 (Cesar Cedeno, .310; Jesus Alou, .306; Denis Menke, .304).

1971 Cesar Cedeno leads the league with 40 doubles and Roger Metzger and Joe Morgan share the league lead with 11 triples each...during the 1971 winter meetings, Houston acquires Lee May, Tommy Helms and Jimmy Stewart from the Reds for Joe Morgan, Jack Billingham, Denis Menke, Cesar Geronimo and Ed Armbrister.

1972 Astros finish in second place with their best record ever (84-69)... Jerry Reuss and Larry Dierker hurl back-to-back one hitters on June 18 against Philadelphia and June 19 vs. New York, respectively...Cesar Cedeno hits for the cycle on Aug. 2 vs. the Reds.

1973 Cesar Cedeno becomes the first player in history to steal 50 bases and hit 20 home runs in successive seasons...Roger Metzger leads the league with 14 triples...Lee May hits safely in a club record 21 straight games.



1974 Rookie Greg Gross leads the club with a .314 average, and sets a club mark with 185 hits...Ken Forsch appears in a then-club record 70 games...Cliff Johnson has five pinch-hit home runs.

1975 Bob Watson leads the Astros with a .324 average, 157 hits and 85 RBI...Dierker leads the staff with 14 wins.

1976 J.R. Richard becomes Houston's second 20-game winner...Cesar Cedeno sets a club mark with 58 stolen bases and earns his fifth-straight Gold Glove.



1977 Three Astros steal 40 bases (Cesar Cedeno, 61; Jose Cruz, 44; Enos Cabell, 42)...Watson sets a new club record with 110 RBI.

1978 J.R. Richard strikes out 303 to become the first National League righthander to strike out 300 batters in a season...Enos Cabell sets club marks for at-bats (660), games (162) and hits (195).



HOUSTON MAJOR LEAGUE HISTORY

- 1979** Houston finishes in second, just a game-and-a-half behind the Reds...J.R. Richard improves upon his 1978 strikeout total by fanning 313...Joe Niekro sets a club mark with 21 wins...Ken Forsch no-hits the Braves on April 7...Bill Virdon is named Manager of the Year.
- 1980** Houston claims its first title as the Astros win the NL West with a 93-70 record, defeating Los Angeles in a one-game playoff...Niekro wins 20 games again...Joe Morgan returns to Houston to add leadership in the pennant drive.
- 1981** Houston gets off to a slow start, but takes advantage of the split season created by the player's strike to win the "second season" with a 33-20 mark, earning a spot in the playoffs...Nolan Ryan hurls his Major League record fifth no-hitter, blanking the Dodgers on Sept. 26...Ryan also leads the league with a 1.69 ERA...Art Howe establishes a then-club record 23-game hitting streak.
- 1982** Ray Knight, an offseason acquisition from Cincinnati for Cesar Cedeno, remains among the league leaders in hitting for most of the season, finishing with a .294 mark...Bob Lillis takes over as interim manager on Aug. 10 and the Astros finish 28-23 under Lillis.
- 1983** The Astros rebound from an 0-9 start with one of their finest seasons, finishing 85-77, the third-highest win total in club history...Jose Cruz battles for NL batting title to the last day and finishes third...Nolan Ryan surpasses Walter Johnson's all-time strikeout mark.
- 1984** The Astros bounce back from another slow start, finishing second in the NL West...1983 All-Star Dickie Thon is lost for the season in the fifth game after being hit in the head by a pitch from the Mets' Mike Torrez...Cruz repeats as the club MVP by posting a .312 average and a career-high 95 RBI.
- 1985** The Astros celebrate the Astrodome's 20th Anniversary with a 2-1 Opening Day victory over the Dodgers in front of 42,876 fans...Joe Niekro becomes Houston's all-time winningest pitcher with his 5-0 shutout of San Francisco on June 9...Nolan Ryan becomes first player to record 4,000 strikeouts in a career when he fans Danny Heep on July 11 at the Astrodome...Jose Cruz reaches the 2,000 hit plateau on Sept. 15.
- 1986** A Silver Anniversary season turns golden as the Astros win their second NL West title...Rookie skipper Hal Lanier guides the team to a club-record 96 regular season wins, earning Manager of the Year notice from four different press associations...right-hander Mike Scott becomes Houston's first ever Cy Young Award winner, leading the league in ERA (2.22) and strikeouts (306), and winning 18 games for the second straight year.
- 1987** Houston finishes the season with the third-highest attendance total in baseball (1,909,902)...Nolan Ryan leads the Majors in strikeouts with 270 and ties for the lead in ERA with a 2.76 mark...Mike Scott is named the NL starter for the All-Star game and throws 2.0 scoreless innings.
- 1988** Houston wins its 2,000th game, 6-3, over San Diego on Opening Night...Mike Scott comes within one out of his second career no-hitter on June 12 vs. Atlanta...Bob Knepper tosses a one-hitter on Sept. 21 vs. the Braves.
- 1989** Mike Scott becomes the fourth Houston pitcher to win 20 games and wins his second Astros MVP award...the Astros win 10 straight on the road from May 7-31 to set a club record...their 10-game winning streak from May 26 to June 4 ties another club mark...Glenn Davis hits a career-high 34 homers.
- 1990** Danny Darwin posts a league-leading 2.21 ERA, becoming the third Houston pitcher in five years to lead the NL in ERA...Franklin Stubbs sets club mark for left-handers with 23 home runs...Houston ties a league record by playing in 27 extra-inning games...on May 17, Eric Anthony becomes the first Astro to hit an upper deck home run since 1970.




HOUSTON MAJOR LEAGUE HISTORY

- 1991** Jeff Bagwell becomes the Astros first BBWAA Rookie of the Year after hitting .294 with 15 homers and a club rookie record of 82 RBI...Craig Biggio leads the club in hitting for the second straight year (.295) and joins Pete Harnisch on the NL All-Star team.
- 1992** Despite a grueling 26-day road trip made necessary when the Astrodome played host to the Republican National Convention, the Astros rally in the second half to post the club's first non-losing season since 1989...Craig Biggio became the first MLB player to make the All-Star team at both catcher (1991) and second base (1992)...Doug Jones is named to the All-Star team and sets the club single-season record with 36 saves.
- 1993** The club establishes several franchise offensive records including batting average (.267), homers (138) and doubles (288)...paced by Craig Biggio's career-high 21 round-trippers, seven Houston players total double figures in homers for the first time in club history...Mark Portugal sets a club record by winning his final 12 decisions...Darryl Kile posts a nine-game win streak and tosses the ninth no-hitter in Astros history on Sept. 8 against New York.
- 1994** Jeff Bagwell becomes the first Houston player to win the NL Most Valuable Player award...Bagwell becomes a unanimous selection for only the third time in league history after batting .368 and setting club records with 73 extra base hits, 39 homers and 116 RBI...Bagwell earns All-Star honors along with Craig Biggio, Ken Caminiti, Doug Drabek and rookie John Hudek...Rookie skipper Terry Collins guides the club to a 66-49 mark, one-half game behind Cincinnati, before a players' strike ends the season on Aug. 12.
- 1995** The Astros take the chase for the NL's first-ever Wild Card playoff berth to the final day of the season before finishing one game behind Colorado...Craig Biggio earns the vote for the NL's starting second baseman in the All-Star Game and slugs a solo homer...he later receives team MVP honors and wins a second consecutive Rawlings Gold Glove Award.
- 1996** A two-and-a-half game lead at the end of August slips away and denies Houston a shot at the NL Central title...the Astros suffer through an 8-17 September, which includes a nine-game losing streak to fall out of the playoff chase...Jeff Bagwell slugs 31 homers and sets single season records with 48 doubles and 120 RBI...Derek Bell knocks in 113 runs, marking the first time the Astros had two 100-plus RBI players in the same season...Craig Biggio collects his third consecutive Rawlings Gold Glove Award...Shane Reynolds wins 16 games, while he and Darryl Kile each top the 200-mark in strikeouts.
- 1997** The Astros capture their first-ever NL Central title and their first division title in 11 years...Jeff Bagwell bangs 43 homers and swipes 31 bases to become Houston's first "30-30" man...Craig Biggio becomes the first player in Major League history to not ground into a double play in a 162-game season...fans select Bagwell and Biggio to play in the 1997 All-Star Game...Darryl Kile wins a team-high 19 games and also gets selected to the All-Star Team...Larry Dierker becomes one of only six skippers in Major League history to win a division title in his first year as manager.
- 1998** Houston wins its second consecutive NL Central title en route to a franchise-best 102-win season...Larry Dierker gets voted NL Manager of the Year by the BBWAA and *Baseball America*...General Manager Gerry Hunsicker is named *The Sporting News* Executive of the Year...Biggio and Moises Alou represent the Astros in the 1998 All-Star Game in Denver...Biggio breaks Cesar Cedeño's record for the most runs scored by an Astro...he and Alou each receive Silver Slugger Awards...five Astros starting pitchers, including Randy Johnson who is acquired just minutes before the July 31 non-waiver trading deadline, finish the season with double figures in wins.
- 1999** The Astros bid adieu to the Astrodome in dramatic fashion, clinching their third straight NL Central title...the pitching staff produces two 20-game winners for the first time in club history in Mike Hampton (22-4) and Jose Lima (21-10)...Hampton and Jeff Bagwell both receive Silver Slugger Awards...four Astros get selected to represent the National League in the 70th annual All-Star Game (Bagwell, Hampton, Lima, Billy Wagner)...Wagner is the recipient of the 1999 Rolands Relief Man Award.
- 2000** The doors of sparkling-new Minute Maid Park open for the first time on March 30 before an exhibition game with the New York Yankees...a record 3,056,139 fans pass through the turnstiles during the Astros inaugural season at their new ballpark...Houston finishes the season at 72-90 to mark the club's first sub-.500 season since 1991...Bagwell ends the 2000 season having logged 310 career homers and becomes only the 87th Major Leaguer to reach the 300-homer plateau...Shane Reynolds is named to the All-Star team, marking his first career selection to the Mid-Summer Classic.



HOUSTON MAJOR LEAGUE HISTORY

- 2001** The Astros clinch their fourth division title in five years with a 9-2 win over the Cardinals on Oct. 7 in St. Louis... play stops throughout the sports world following the tragic terrorist attacks on September 11; the regular season gets extended a week...Moises Alou, Billy Wagner and Lance Berkman represent the Astros at the 72nd Mid-Summer Classic...Jeff Bagwell becomes the sixth player in MLB history to have 30 homers, 100 RBI and 100 runs scored in six consecutive seasons...manager Larry Dierker resigns and is replaced by former Red Sox skipper Jimmy Williams...the Astros are named Organization of the Year by SportsTicker, Topps, *Baseball America* and *Baseball Weekly*...Brad Ausmus receives a Gold Glove award.
- 2002** By Houston standards, the 2002 season is a disappointment after the club finishes with an 84-78 record...Wade Miller and Roy Oswalt combine for 34-13 on the year while stringing together 12- and nine-game winning streaks, respectively...Astros hurlers throw 10 shutouts at home to contribute to a 47-34 record at home...in May, the Astros retire Larry Dierker's No. 49 in a pregame ceremony...Lance Berkman represents the Astros at the 2002 All-Star game...Houston's ballpark was re-christened Minute Maid Park when the Astros announce an agreement with the local beverage giant for naming rights on June 5...Brad Ausmus wins his second consecutive Gold Glove Award.
- 2003** Houston ends the season in second place, one game behind the division champ Chicago Cubs...on June 11 at Yankee Stadium, six Astros pitchers combine to no-hit the Yankees for the 8-0 win: Roy Oswalt, Pete Munro, Kirk Saarloos, Brad Lidge, Octavio Dotel and Billy Wagner...it is the first time in MLB history that a team used five or more pitchers in throwing a no-hitter...Wagner records a career-high and franchise-record 44 saves on the season and represents the team at the All-Star game...Jerome Robertson sets the franchise rookie record with 15 wins, leading all MLB rookies.
- 2004** Minute Maid Park hosts the 2004 All-Star Game...Roger Clemens comes out of retirement and returns to his hometown to pitch - winning his first nine decisions, and on May 5, claiming the No. 2 slot on the all-time strikeout list with his 4,137th career strikeout...on May 8, Craig Biggio collects his 2,500th career hit... the Astros acquire outfielder Carlos Beltran on June 24, who finishes with a combined 38 home runs and 42 stolen bases between Houston and Kansas City...four Astros are named All-Stars: Clemens, Beltran, Lance Berkman, and Jeff Kent... on July 14, Phil Garner replaces Jimmy Williams as manager... Houston claims the NL Wild Card and wins its first postseason series, defeating the Atlanta Braves in Game 5 of the NLDS...the NLCS gets pushed to Game 7 before St. Louis defeats Houston... Clemens claims his unprecedented seventh Cy Young Award.
- 2005** The Astros advance to the World Series for the first time in franchise history after defeating St. Louis, 4-2, in a rematch of the 2004 NLCS...the Chicago White Sox go on to sweep the Astros in four games to claim their first World Series since 1917...the Astros host the first World Series game in the state of Texas, and Game 3 on Oct. 25 turns into the longest game in World Series history as the White Sox win in 14 innings, 7-5... Houston wins the NL Wild Card for the second season in a row, finishing in second place in the NL Central Division with a record of 89-73...the Astros win the longest game in postseason history, defeating Atlanta in the NLDS, 7-6, in 18 innings after a Chris Burke solo home run in the bottom of the 18th, while Roger Clemens tosses 3.0 scoreless innings of relief...the club starts the season with a 2-21 record on the road, and overcomes a 15-30 record on May 24 to become the first team since the 1914 Boston Braves to make the postseason after falling to 15 games under .500...on June 29, Craig Biggio is hit by a pitch for the 268th time of his career, setting the modern MLB record...Roger Clemens returns to the Astros for a second year and finishes 13-8 with a career-best 1.89 ERA...Roy Oswalt posts his second consecutive 20-win season, finishing 20-12 with a 2.94 ERA...Andy Pettitte wins 17 games and records a career-low 2.39 ERA...for the second season in a row, four Astros are named to the All Star squad: Clemens, Oswalt, Brad Lidge and Morgan Ensberg...Ensberg sets career-highs in home runs and RBI, and takes home the National League Silver Slugger Award at third base...Willy Taveras makes the jump from Double A to the Majors and leads all NL rookies in hits, runs and steals...Taveras also leads the Majors with 70 infield hits and 29 bunt singles.



HOUSTON MAJOR LEAGUE HISTORY

- 2006** The Astros finish 82-80, in second place, and 1.5 games behind the World Champion St. Louis Cardinals, giving Houston its sixth consecutive winning season...Lance Berkman makes his fourth All-Star appearance and sets the single-season franchise record with 136 RBI...Roy Oswalt wins the ERA crown with a 2.98 mark, while winning 15 games...he is also the runner-up in the NL Cy Young Award voting...Adam Everett records the fourth-best fielding percentage by a shortstop in Major League history, holding down a .990 mark at the position...the Astros finish .500 or better for the 14th time in 15 years, and their second-place finish marks the 12th time in 13 years that the club claimed first or second place in the NL Central.
- 2007** The Astros finish 73-89, their lowest winning percentage since 2000 (.451), in fourth place in the NL Central...the Astros draw 3,000,000 fans to Minute Maid Park for the fourth time in franchise history...OF Carlos Lee is named team MVP after driving in a career-best 119 runs...Hunter Pence becomes the first rookie in Major League history to lead a league in hitting at the All-Star Break (.342)...Pence sets Houston franchise rookie records in doubles, extra-base hits, hitting, and slugging...on June 28, franchise icon Craig Biggio reaches the 3,000-hit plateau, all collected in an Astros uniform...on Sept. 20, Ed Wade is named the club's new General Manager, replacing Tim Purpura... just eight days later on Sept. 28, Wade and the Astros promote interim manager Cecil Cooper to the club's full-time managerial position...Cooper is originally named interim manager on Aug. 27, replacing Phil Garner.
- 2008** The club finishes 86-75, in third place in the NL Central and 11.0 games behind division-champion Chicago...Houston finishes 3.5 games behind Milwaukee in the NL Wild Card race and is not eliminated from playoff contention until the season's 159th game...Jose Valverde leads the National League with 44 saves and ties Billy Wagner's franchise single-season saves record, previously set in 2003...Roy Oswalt toes 17-10 and wins 10 of his last 12 starts...Houston pitchers compile 13 shutouts, leading National League staffs...in May, Lance Berkman wins the NL Player of the Month Award after enjoying a 50-at-bat span in which he hits .620 (31x50)...Berkman leads the league with a .345 average with runners in scoring position and ties the league lead with 46 doubles...the Astros commit 67 errors, the fewest errors for any team in National League history, anchored by shortstop Miguel Tejada.
- 2009** The Astros play well through their first four months of the season, topping out at 49-46 and just 1.0 game out of first place on July 22...three new Astros emerge as stars, including center fielder Michael Bourn, right fielder Hunter Pence and left-handed starter Wandy Rodriguez...Bourn is named the Astros team MVP and is awarded a Gold Glove for his defensive work in the field...he becomes the first Astros center fielder to win a Gold Glove since Cesar Cedeño won the award in five straight seasons from 1972-76...he is also named as the recipient of the Cool Papa Bell Award from the Negro Leagues Baseball Museum after leading the National League in stolen bases...Pence is elected to his first career All-Star Game and leads all Major League outfielders with 16 outfield assists...he also becomes the first right fielder in club history to record consecutive 25+ homer seasons...Rodriguez has a career year, leading the Astros pitching staff with a 14-12 record and a 3.02 ERA in 33 starts...other major contributors include Lance Berkman, Carlos Lee and Ivan "Pudge" Rodriguez, who become the first trio of teammates in MLB history to reach their 300th career home runs in the same season...Pudge also contributes to the record books by setting a new MLB record for games caught in a career when he catches his 2,227th game on June 17 at TEX.
- 2010** Despite their disappointing record, the Astros show steady improvement under first-year manager Brad Mills...the team loses its first eight games of the season, marking the second-slowest start in franchise history (0-9 in 1983)...the club bottoms out on May 31, dropping to 17-34 and in last place in the NL Central... Mills then guides the club to a 59-52 record through the remaining four months of the season...Jeff Bagwell joins the club as hitting coach at the All-Star Break...Roy Oswalt and first baseman Lance Berkman are both dealt in midseason trades that return J.A. Happ, Mark Melancon and Brett Wallace...a free agent signing in the offseason, Brett Myers begins his campaign with a franchise record-setting 32 consecutive starts of 6.0-or-more innings...Chris Johnson earns Astros Rookie of the Year honors after leading all Major League rookies in batting average (min. 300 ABs)...for the second consecutive year, center fielder Michael Bourn wins a Gold Glove and leads the National League in stolen bases.
- 2011** The Astros continue their rebuilding efforts in 2011, this time dealing Michael Bourn, Jeff Keppinger and Hunter Pence in July for a return of 10 prospects...Jose Altuve begins his season at High A Lancaster, hits a combined .389 in the minor leagues and makes a rapid ascent to Houston in July...J.D. Martinez posts 28



HOUSTON MAJOR LEAGUE HISTORY

RBI in August, his first full month in the Majors...Wandy Rodriguez wins 11 games on a team that lost 106 games on the season...following the season, the club is officially purchased by Houston businessman Jim Crane, who appoints George Postolos as President and CEO...Crane and Postolos make their first significant hire in Jeff Luhnow, who becomes the 12th general manager in club history.

2012 In GM Jeff Luhnow's first season leading the Astros baseball operations, he makes a number of trades in an effort to build a pipeline of young talent...the Astros acquire 10 prospects in trading veterans Carlos Lee, Brett Myers, Wandy Rodriguez and Chris Johnson...Jose Altuve shines after leading the club in runs, hits, doubles, triples, extra-base hits and stolen bases while posting a .340 on-base percentage...Altuve is the lone Astro to be named to the All-Star Team...Justin Maxwell leads the club in homers with 18 in his first season as an Astro...Lucas Harrell leads the club in wins, innings pitched and starts as a rookie, going 11-11...Tony DeFrancesco replaces manager Brad Mills on an interim basis after Mills is let go during the season...on Sept. 27, the Astros announce that Bo Porter will serve as the club's manager for the 2013 season.

2013 After 51 seasons in the National League, the Astros become an American League team...they are the first team in MLB history to move from the NL to the AL...the club makes its AL debut by defeating the Texas Rangers, 8-2, at Minute Maid Park on MLB Opening Night on March 31...Reid Ryan is named Astros President of Business Operations...Jason Castro becomes the first Astros catcher to make the All-Star team since Craig Biggio in 1991...Castro sets club records for a catcher in homers (18), doubles (35), slugging (.485), and OPS (.835), and also wins two Player of the Week awards...Houston has 14 players make their Major League debuts...RHP Jarrod Cosart becomes the first pitcher in franchise history to throw 8.0 shutout innings in his Major League debut (July 12 at TB)...Brandon Barnes hits for the cycle on July 19 vs. SEA, going 5x5...the Astros purchase the Double A Corpus Christi Hooks on Sept. 30.

2014 The Astros make a 19-game improvement, winning 70 games on the year...a core of young stars begin to emerge as Jose Altuve (24), George Springer (25), Dallas Keuchel (26), and Collin McHugh (27) all turn in excellent seasons...Altuve wins the first batting title in club history, leading the Majors in batting average (.341)...Altuve establishes a single-season franchise record for hits (225), surpassing Craig Biggio's mark of 210 set in 1998...his 225 hits are the most in a season for a second baseman since Charlie Gehringer (227) in 1936, and the most ever for a Venezuelan-born player...Altuve represents the Astros at the All-Star Game...he is the first MLB player since 1945 to lead his league in hits, batting and steals, and becomes the first player to reach 220+ hits, 40+ doubles, and 50+ stolen bases in one season since Ty Cobb (1917)...Keuchel becomes the first pitcher in club history to win a Gold Glove Award, and posts a 12-9 record with a 2.93 ERA from the mound...Springer blasts 20 home runs, one shy of the Astros rookie record...he also earns AL Rookie of the Month honors in May after becoming the second rookie player in baseball's modern era to hit seven home runs over a seven-game span...Collin McHugh leads AL rookies in ERA (2.73, min. 100IP)...Chris Carter finishes second in the Majors in homers with 37...following the season on Sept. 29, the Astros name former MLB catcher and manager A.J. Hinch as the 18th manager in franchise history.

2015 The Astros snap a 10-year postseason drought, defying outside expectations by going 86-76 (.531) in AJ Hinch's first season as Astros manager...franchise icon Craig Biggio gets inducted into the National Baseball Hall of Fame...the Astros spend the majority of the season in first place (139 days) in the AL West division, ultimately finishing in second by 2.0 games...the club clinches an AL Wild Card spot on the final day of the season...Houston then defeats the Yankees at Yankee Stadium, 3-0, in the AL Wild Card Game before taking the eventual World Series Champion Kansas City Royals to five games in a back-and-forth ALDS...the Astros get off to a scorching start and post franchise-best records through several game numbers early in the season, including game 25 (18-7), 26 (18-8), 40 (26-14), 41 (27-14), 47 (30-17), 54 (34-20) and 55 (34-21)...the pitching staff leads the AL in ERA (3.57) while posting the second-highest strikeout total in club history (1,280)...11 Astros hit double digit homers, which ties a Major League record set by Detroit in 2004...the club leads the AL in steals (121) and ranks second in MLB in home runs (230)...Dallas Keuchel becomes the third pitcher in franchise history to win a Cy Young Award after leading the AL with 20 wins and ranking second in ERA (2.48)...Keuchel also wins three AL Pitcher of the Month awards and his second consecutive Rawlings Gold Glove Award...Carlos Correa makes his MLB debut



HOUSTON MAJOR LEAGUE HISTORY

in June and wins AL Rookie of the Year honors, setting a club rookie-record and leading all MLB shortstops in homers with 22...Jose Altuve, Keuchel and Hinch represent Houston at the All-Star Game...Altuve wins a Silver Slugger Award and a Gold Glove Award...Lance McCullers leads all AL rookies in WAR (2.8), posting a 3.22 ERA in 22 starts...Mike Fiers throws the first no-hitter in Minute Maid Park history on Aug. 21 vs. the Dodgers...Collin McHugh wins 19 games.

2016 The Astros post consecutive winning records for the first time since 2005-06, but miss the postseason by 5.0 games after finishing 84-78...an abysmal April (7-17) hamstrings the club throughout the season, as the Astros 77-61 (.558) finish over their final 138 games fails to push them into the playoffs...Jose Altuve is named the *Sporting News* Player of the Year and finishes third in the AL MVP voting after hitting .338 with 42 doubles, 24 homers, 96 RBI and a .928 OPS...Altuve wins his second batting title, second Silver Slugger and is named to his fourth All-Star Team (second start)...Dallas Keuchel wins his third consecutive Rawlings Gold Glove Award...Will Harris is named to the All-Star Game for the first time in his career...Carlos Correa hits 20 home runs, becoming the franchise leader in career home runs by a shortstop with 41...George Springer plays in all 162 games, while hitting a career-high 29 homers, eight of which were leadoff shots (ties a club record)...Evan Gattis sets a franchise record for home runs hit by a catcher with 19...Chris Devenski finishes fourth in the AL Rookie of the Year voting after setting club rookie records for a reliever in ERA (2.16) and WHIP (0.81).

2017 In the Astros 56th season of play, the club wins its first World Series Championship after winning 101 regular season games, the second-highest total in club history...Houston also takes home its first Division Title since 2001...Jeff Bagwell is inducted into the National Baseball Hall of Fame...the Astros down the Red Sox in the ALDS (four games), the Yankees in the ALCS (seven games) and the Dodgers in the World Series (seven games) in one of the most thrilling postseason runs in recent memory...the Astros were dominant at home in the postseason, going 8-1 and becoming the second team in MLB history to win eight home games in a single postseason...Houston hit 27 postseason home runs, tying the 2002 Giants for the MLB record...15 of those 27 homers were hit during the World Series, which set a new MLB record...Jose Altuve is named the American League Most Valuable Player, joining Jeff Bagwell (1994) as the only players in club history to win an MVP award...Altuve is also named the *Sports Illustrated* Sportsman of the Year, the Baseball America MLB Player of the Year, and the AL Hank Aaron Award winner after winning his third batting title and recording his fourth 200-hit season...Altuve posts a 1.021 OPS and seven home runs in the postseason, which ties him for the fourth-most homers ever hit in a single postseason in MLB history...Altuve hits three of those homers in Game 1 of the ALDS vs. Boston, becoming the ninth player in MLB history to hit three homers in a postseason game...George Springer is named World Series MVP after homering in three consecutive World Series games, becoming the first player to do so in a single World Series...on Aug. 31, Astros GM Jeff Luhnow orchestrates one of the biggest trades in franchise history when he acquires RHP Justin Verlander from the Tigers...Verlander goes on to win ALCS MVP honors following two dominating performances over the Yankees (2-0, 0.56 ERA, 1ER/16IP, 21 strikeouts)...in 11 combined games between the postseason and regular season, Verlander goes 9-1 with a 1.66 ERA...the World Series victory gives an emotional boost to a hurricane-ravaged city of Houston...Hurricane Harvey makes landfall in Houston in late-August, prompting the Astros to play three home games against the Texas Rangers at Tropicana Field in St. Petersburg, Fla. from Aug. 29-31...it marks the second time in club history that the Astros are forced to play a home game outside of Houston...in the regular season, the Astros win the AL West Division by 21 games, marking the largest division win in club history...the club sets a franchise record for the best 34-game start to a season (23-11), continuing that run through game number 117 (72-45)...the Astros offense leads the Majors in runs (896), hits (1581), doubles (346), average (.282), OBP (.346), SLG (.478) and OPS (.823) while striking out fewer than any other club (1087)...the Astros set club records in doubles (346), average (.282) and slugging percentage (.478)...this marks the first time in franchise history for the Astros to lead the Majors in runs...the Astros become the seventh team in Major League history to post the league's highest slugging percentage and fewest strikeouts in a single season...the Astros have six players at the All-Star Game, which leads all AL teams and marks the most in a single season in franchise history...they are represented by starters 2B Jose Altuve, SS Carlos Correa and OF George Springer, and pitchers RHP Chris Devenski, LHP Dallas Keuchel and RHP Lance McCullers Jr...George Springer and Jose Altuve win Silver Slugger Awards.



ASTROS STADIUM HISTORY



Colt Stadium served as the home to Houston's first Major League Baseball franchise: the Colt .45s. The outdoor, single-deck facility was constructed as a temporary home until a domed stadium would be completed. It was in operation for three seasons, from 1962-1964, and was witness to two no-hitters, both by the Colts: Don Nottebart in 1962 and Ken Johnson in 1963. High heat and humidity moved many games to late afternoon starts and pushed the National League to lift its ban on Sunday night games. It was located in what is now the Astrodome's north parking lot.

COLT STADIUM

First Game:	April 10, 1962
Last Game:	September 27, 1964
Capacity:	32,601 (1962); 33,010 (1964)
Dimensions:	Foul lines: 360 ft; power alleys: 395 ft; center field: 420 ft; deepest corners in center field, just left and right of straightaway center: 427 ft; backstop: 60 ft.
Fences:	Left & right field: 8 ft; center field screen: 30 ft.
Surface:	Grass
Cost:	\$2 million
Location:	South Houston, in what is now the Astrodome's parking lot (north lot).

Current status: The stadium was dismantled in the 1970s and moved to Torreon, Mexico, where it was reassembled and became home to a Mexican League baseball team.



By the time the Astrodome opened on April 9, 1965, for an exhibition game between the Houston Astros and New York Yankees, it was already heralded as the "Eighth Wonder of the World." The largest structure of its kind and the world's first multi-purpose domed stadium, the Astrodome came to symbolize the futuristic home of professional sports in America. In honor of Houston's significance to the country's space program, it was appropriately named the Astrodome, and to maintain the theme, the Colt .45s were proudly renamed the Astros. AstroTurf was developed and installed to start the 1966 campaign after natural grass was unsuccessful. It served as the Astros home for 35 seasons.

ASTRODOME

First Game:	April 12, 1965
Last Game:	October 9, 1999
Capacity:	42,217 (1965); 54,816 (1990)
Dimensions:	Foul lines: 325 ft; power alleys: 375 ft; center field: 400 ft; backstop: 52 ft; apex of dome: 208 ft.
Fences:	Left & right field: 10 ft; center field: 10 ft.
Surface:	Grass (1965); Astroturf (1966-1999)
Cost:	\$35 million (1965); \$60 million (1989 expansion)
Location:	South Houston

THE HISTORY OF THE ASTROS UNIFORM

HOUSTON COLT .45'S • 1962-1964



HOME

ROAD

HOUSTON ASTROS • 1965-1970



HOME

ROAD

HOUSTON ASTROS • 1971-1974



HOME

ROAD

HOUSTON ASTROS • 1975-1979



HOME & ROAD

HOUSTON ASTROS • 1980-1986



HOME

ROAD

HOUSTON ASTROS • 1987-1988



HOME

ROAD

HOUSTON ASTROS • 1989-1993



HOME

ROAD

HOUSTON ASTROS • 1994-1996



HOME

ROAD

TABLE OF CONTENTS

PLAYERS

PLAYER DEVELOPMENT

2017 REVIEW

OPPONENTS

HISTORY AND RECORDS

SPRING TRAINING

MEDIA INFORMATION

MINUTE MAID PARK

THE HISTORY OF THE ASTROS UNIFORM

HOUSTON ASTROS • 1997-1999



HOME

ROAD

HOUSTON ASTROS • 2000



ALTERNATES

HOUSTON ASTROS • 2000-2012



HOME



HOME (SATURDAY)



HOME (SUNDAY)



ROAD



ROAD (ALTERNATE)

HOUSTON ASTROS • 2013-current



HOME



ROAD



ALTERNATE/
HOME (FRIDAY)



HOME (SUNDAY)

ASTROS BROADCAST HISTORY

ASTROS ENGLISH BROADCASTERS*

Radio and Television full-time broadcasters

Al Helfer	1962
Guy Savage	1962-1963
Loel Passe	1962-1976
Gene Elston	1962-1986
Harry Kalas	1965-1970
Bob Prince	1976
Dewayne Staats	1977-1984
Larry Dierker	1979-1996; 2004-2005
Jerry Trupiano	1985-1987
Milo Hamilton	1985-2012
Bill Worrell	1986-1996; 2000-2003
Dave Hofferth	1987
Bill Brown	1987-2016
Bruce Gietzen	1988-1990
Enos Cabell	1989-1994
Vince Cotroneo	1991-1997
Jim Deshaies	1997-2012
Alan Ashby	1998-2005; 2013-16
Brett Dolan	2006-2012
Dave Raymond	2006-2012
Geoff Blum	2013-present
Robert Ford	2013-present
Steve Sparks	2013-present
Todd Kalas	2017-present

* - prior to the 2000 season, it was standard practice for Astros english broadcasters to switch between radio and television assignments

ASTROS RADIO BROADCASTERS

English broadcasts, 2000-present

Milo Hamilton	1985-2012
Alan Ashby	1998-2005
Brett Dolan	2006-2012
Dave Raymond	2006-2012
Robert Ford	2013-present
Steve Sparks	2013-present

ASTROS SPANISH RADIO BROADCASTERS

Radio full-time broadcasters

Rene Cardenas	1962-1976
Orlando Sanchez Diago	1962-1976, 1987-1992
Rolando Beccera	1987-1992
Manny Lopez	1993
Francisco Ernesto Ruiz	1993-2007
Danny Gonzalez	1994-1996
Alex Trevino	1996-present
Francisco Romero	2008-present

ASTROS TELEVISION BROADCASTERS

English broadcasts, 2000-present

Bill Brown	1987-2016
Jim Deshaies	1997-2012
Bill Worrell	2000-2003
Larry Dierker	2004-2005
Alan Ashby	2013-2016
Geoff Blum	2013-present
Todd Kalas	2017-present

ASTROS FORD C. FRICK AWARD WINNERS

The Ford C. Frick Award is presented annually by the Baseball Hall of Fame to a broadcaster for "major contributions to baseball." The award, named after the late broadcaster, National League President, Commissioner, and Hall of Famer, has been presented annually since 1978. Frick was a driving force behind the creation of the Hall of Fame in Cooperstown and he helped foster the relationship between radio and the game of baseball.

The Ford C. Frick Award is presented annually during the Hall of Fame Induction Ceremony. Each award recipient (not to be confused with an inductee) is presented with a calligraphy of the award during the Hall of Fame Induction Ceremony and is recognized in the "Scribes & Mikemen" exhibit in the Library of the National Baseball Hall of Fame.

HARRY KALAS (Astros broadcaster from 1965-1970)

Harry Kalas, longtime announcer for the Philadelphia Phillies, was the 2002 recipient of the Ford C. Frick Award. A native of Naperville, Ill., Kalas graduated from the University of Iowa in 1959 with a Bachelor of Arts degree in Speech, Radio, and Television. The affable broadcaster was drafted into the military on graduation day and spent the following two years in Hawaii with the U.S. Army. In 1961, he served as sports director of radio station KGU and also began broadcasting for the Pacific Coast League's Hawaii Islanders as well as the University of Hawaii. An original member of the Astros broadcast team in 1965, he called games for Houston until 1970. In 1971, he moved to the Phillies broadcast booth, where he shared the microphone with Hall of Fame outfielder Richie Ashburn for 26 seasons. Kalas was honored as Pennsylvania Sportscaster of the Year 18 times. He also broadcast Big Five basketball and Notre Dame football. Kalas, revered for his uncanny ability to connect with his listeners, whether on radio or television, called more than 5,000 Phillies games. His passion for the game was unsurpassed, and his powerful, soothing voice was a summertime tradition throughout Pennsylvania, Delaware and New Jersey.

GENE ELSTON* (Astros broadcaster from 1962-1986)

Gene Elston's baseball broadcasting career spanned 47 years, primarily as a radio announcer. The 2006 recipient of the Ford C. Frick Award, delivered baseball to a new legion of fans as the lead voice of the expansion Houston Astros for 25 years, from their beginnings as the 1962 Colt .45s, through their 1986 National League West Division championship. While his voice became a beacon to fans in Texas and the Southwest, Elston's broadcasting responsibilities also included numerous national assignments. Elston broke into radio as a high school basketball broadcaster in 1941 in Fort Dodge, Iowa. After serving in the Navy during World War II, he returned to the small midwest stations he knew so well. His break came in 1945 when he handled color commentary for the National Football League's Cleveland Rams. His entry into baseball came in 1946, when Elston was hired to call games for the Waterloo White Hawks of the Three I League. Three years later, he was named play-by-play for Des Moines of the Western League. In 1954 he made the major leagues as the number two man for the Chicago Cubs. In 1958, Elston was chosen to work with Bob Feller for Mutual's Game of the Day, which aired over 350 stations across the country, a position he held through 1960. In 1961, as baseball was expanding, he was the first announcer to handle play-by-play duties for the Houston franchise. He went on to work the CBS Radio Game of the Week from 1987-1995 and CBS postseason games from 1995-1997. A Texas Baseball Hall of Fame inductee, Elston also created a unique scorebook, Gene Elston's Stati-Score Baseball Scorebook, and authored two books, including the 2001 release, A Stitch in Time: A Baseball Chronology, 1845-2000.

MILO HAMILTON* (Astros broadcaster from 1985-2012)

Milo Hamilton, the 1992 recipient of the Ford C. Frick Award, broadcast Major League baseball for more than 40 years. His big league on-air career included stops with the St. Louis Browns (1953), St. Louis Cardinals (1954), Chicago Cubs (1956-57 and 1980-84), Chicago White Sox (1962-65), Atlanta Braves (1966-75), Pittsburgh Pirates (1976-79), and Houston Astros (1985-2012). It was no coincidence that he was behind the microphone for more historic baseball events than any other announcer. His smooth style appealed to his listeners and his knowledge of the game has earned him the respect of his peers. Among the milestones he broadcast were Hank Aaron's 715th home run, Ernie Banks' fifth grand-slam of the 1955 season, seven no-hitters and Roger Maris' 61st homer (recreated on Western Union ticker). He was also on the Cardinals' broadcast crew when Stan Musial hit his record-breaking fifth home run in a doubleheader and he was doing the play-by-play 18 years later when San Diego's Nate Colbert duplicated Musial's feat. Wherever he has been, Hamilton involved himself in fund-raising activities, and over the years he helped raise over \$1.5 million for local charities. Born in Fairfield, Iowa, on Sept. 2, 1927, Hamilton graduated from the University of Iowa with a degree in radio speech. Milo shared the broadcast booth with numerous other Frick Award winners, including Jack Brickhouse, Bob Elson, Harry Caray and Jack Buck.

THE HOUSTON BASEBALL MEDIA WALL OF HONOR


Each season, the Houston Baseball Media Wall of Honor, located on the club level at Minute Maid Park, inducts a current or former Houston media member who has made significant and lasting contributions to the landscape of Houston baseball through their work in journalism or broadcasting.

ANITA MARTINI (inaugural, 2007 inductee)

The inaugural inductee into the Houston Baseball Media Wall of Honor was the late Anita Martini, a pioneer in the sports media field. Martini, a native of Galveston, was a pioneer for women in sports journalism. Martini began her career with Houston radio station KTRH during the 1960s and became the nation's first woman sports anchor in the early 1970s, at Houston television station KPRC. In 1974, she challenged Major League Baseball for the right to join her male colleagues in the clubhouse for post-game interviews with the players. Martini won her fight when she interviewed Jimmy Wynn in the Los Angeles Dodgers clubhouse after a game at the Houston Astrodome. By the 1980s, she was hosting one of the first call-in sports shows on Houston AM radio station KPRC. She died of cancer in 1993 at the age of 54. Martini also is an inductee of the Texas Baseball Hall of Fame.

GENE ELSTON (2008 inductee)

Elston broadcast Major League Baseball games in Houston for 25 years as the Voice of the Astros from 1962-1986. He was behind the microphone for the first game in franchise history on April 10, 1962, when the Colt .45s defeated the Chicago Cubs. Elston was the first play-by-play broadcaster for the Houston franchise, and a generation of baseball fans received their introductions to both the Astros and Major League Baseball by his broadcasts. Elston broadcast baseball for 47 years, beginning with Waterloo of the Triple I League in 1947. After nine seasons broadcasting minor league baseball, Elston made his Major League debut with the Chicago Cubs in 1954. He also called the Mutual "Game of the Week" from 1958-60 and the CBS Radio "Game of the Week" from 1987-97. In 2006, Elston was honored with the Ford C. Frick Award from the National Baseball Hall of Fame and Museum for his significant and lasting contributions to the game of baseball through his work in broadcasting. Among the highlights of Elston's career with the Astros included calling eight of the team's no-hitters, two Astros NL Western Division Championships (1980, 1986), and Nolan Ryan breaking Walter Johnson's all-time strikeout record in 1983. He was inducted in the Texas Baseball Hall of Fame in 1993.

NEIL HOHLFELD (2009 inductee)

Hohlfeld covered the Houston Astros as the beat writer for the Houston Chronicle from 1979 until 1995. He served as president of the Houston chapter of the Baseball Writers Association of America in 1993. In 1996, Hohlfeld went on to cover other sports, including Texas A&M athletics and NASCAR, through 2006 before assuming an editing assignment for the Chronicle. In 2007, he returned to his first love as a baseball analyst for FS Houston's pre- and post-game shows. Hohlfeld graduated from the University of Missouri with a Bachelor of Journalism in 1973 and began his career in Hannibal, Mo. He worked for the Chicago Tribune from 1974-79 before joining the Chronicle in 1979. Hohlfeld passed away on July 19, 2008 at the age of 56. He was honored by the Houston chapter of the BBWAA as the recipient of the 2008 Fred Hartman Long and Meritorious Service Award.

MICKY HERSKOWITZ (2010 inductee)

Herskowitz was one of Houston's original beat writers and columnists, having covered the team since its inception in 1962. He wrote for both the Houston Post and Houston Chronicle. A graduate of the University of Houston, at age 26, Herskowitz became the nation's youngest sports editor of a major newspaper and later received international recognition for his coverage of the terrorist tragedy at the 1972 Munich Olympics. He was the first writer to win national first place awards in three Associated Press categories in one year, 1968. In addition to his journalism career, Herskowitz has authored books on historical figures, such as Gene Autry, Nolan Ryan, Paul "Bear" Bryant and Prescott Bush. He was also the ghostwriter of several autobiographies, including Dan Rather and Mickey Mantle. A former Marine, he has been inducted into the Houston Chamber of Commerce Hall of Fame, and received the national Headliners Award for excellence in sports writing. Herskowitz is also a former executive with the American Football League; a New York magazine editor; an original partner in the Houston Rockets; and a journalism professor at Sam Houston State University. He was inducted into the Texas Baseball Hall of Fame in 1997.


THE HOUSTON BASEBALL MEDIA WALL OF HONOR

BILL BROWN (2011 inductee)

Bill Brown was the Houston Astros play-by-play announcer for 30 seasons. Brown, also known as "Brownie," was inducted into the Texas Baseball Hall of Fame on Nov. 12, 2004. He joined the Astros in 1987 after working as senior producer and anchor of the Financial News Network's SCORE program. Prior to that assignment, he was the sports director of the Sports Time Cable Network, which televised select Reds, Royals and Cardinals games. He spent one year with HSE in Pittsburgh and was the television voice of the Cincinnati Reds from 1976-82. Brown, who began his broadcast career on radio at 18 years old, graduated from the University of Missouri in 1969 and became a U.S. Army broadcast specialist, working as a sportscaster for the Armed Forces Vietnam Network in Saigon from 1970-71. After leaving the service in 1971, Brown completed one semester of graduate school at Central Missouri State College in 1971 and then earned a job at WLWT-TV in Cincinnati. Brown has broadcast for two teams in the World Series, the 1976 Reds and the 2005 Astros. He also called Craig Biggio's historic 3,000th hit in 2007, as well as many other memorable moments during both his Astros broadcasting tenure and overall broadcasting career.

MILO HAMILTON (2012 inductee)

Hall of Fame broadcaster Milo Hamilton spent a total of 59 seasons broadcasting Major League Baseball, which ranked as the second-longest broadcasting career in the game's history. A member of the Texas Baseball Hall of Fame, Hamilton has also been recognized by the National Baseball Hall of Fame, having won the Ford C. Frick Award in 1992. As an Astros broadcaster, he called many of the greatest moments in franchise history, including Nolan Ryan's 4,000th strikeout in 1985, the final out of Mike Scott's dramatic, division-clinching no-hitter in 1986, the Astros historic, six-pitcher, combined no-hitter at Yankee Stadium in 2003, the Astros 2005 Game 6 NLCS clincher, and Craig Biggio's 3,000th hit in 2007. Prior to joining Houston, Hamilton had already established himself as a top broadcaster in the game, having called Hank Aaron's historic 715th home run on April 8, 1974. His career accomplishments also include calling games at 59 Major League ballparks, being behind the mic for 11 no-hitters and broadcasting for the Pirates during their 1979 World Series championship season. At the conclusion of the 2012 campaign, he retired from his position as "The Voice of the Astros," having established himself as one of the all-time great broadcasters in Major League Baseball history.

RENE CARDENAS (2013 inductee)

Cardenas, a native of Managua, Nicaragua, started his professional baseball broadcast career with the Los Angeles Dodgers in 1958, becoming one of the first members of a Spanish radio broadcast team in the history of Major League Baseball. In the coming years, Cardenas further made history as a pioneer, as he and his team became the first Spanish radio broadcast team to call a World Series (1959) and an All-Star Game (1961). Cardenas was brought into the Houston organization by Judge Roy Hofheinz in 1962 as the Director of the Spanish Division for the Colt .45's, and stayed with the Astros through 1975. He also spent time with the Texas Rangers organization, where he started their very first Spanish radio broadcast. Following his time in Arlington, Cardenas returned to LA where he did Spanish radio and TV broadcasts for the Dodgers in the 1980s. Cardenas returned to Houston in 2000 where he began writing for the club. He returned to Spanish radio broadcast in 2007 and in 2008, became a television broadcaster for the team. He now writes for La Prensa, as well as the Astros Gameday Magazine and La Voz. Among his many honors are a place in both the Texas Rangers and former LA Dodgers Walks of Fame, and three nominations for the Ford C. Frick award in 1993, 2010 and 2011.

THE HOUSTON BASEBALL MEDIA WALL OF HONOR

ALEX TREVIÑO (2014 inductee)

Alex Treviño became a distinguished member of the Houston Baseball Media Wall of Honor on Thursday, Sept. 18, 2014, in what was his 19th year in the Astros Spanish radio booth. He joined the broadcast team in 1996 and has called over 3,000 Astros games and six postseason appearances, including the 2005 World Series run. As of 2014, his 19 seasons in the broadcast booth were the second-most in franchise history by a Spanish broadcaster, trailing only Orlando Sanchez Diago's 21 years. Prior to joining the broadcast staff, Treviño spent 13 seasons in the Majors, primarily as a catcher, including the 1988-90 seasons with the Astros. He also spent time with the Mets, Reds, Braves, Giants and Dodgers in his Major League career. Treviño finished his playing career in the Mexican League, playing three seasons (1993-95) in his hometown of Monterrey, Mexico. Treviño was a member of the 1972 Pony League World Series championship team, which hailed from Monterrey. He later would become one of seven Mexican-born players to play for the Astros, and was inducted into the Hispanic Heritage Baseball Museum Hall of Fame in 2003.

HARRY SHATTUCK (2015 inductee)

Long-time sportswriter for the Houston Chronicle, Harry Shattuck, was inducted into the Houston Baseball Media Wall of Honor on Sept. 23, 2015. Shattuck covered the Astros beat for the Houston Chronicle for several seasons. Shattuck worked in the newspaper business for the Houston Chronicle for parts of four decades from 1970-2009. He began covering the Astros in 1970 and served as the Chronicle's beat writer from 1972-1985. He moved on to serve as the Chronicle's national baseball writer (1985-88), the assistant sports editor (1989-93) and the travel editor (1993-09) before his retirement. In his distinguished career, Shattuck covered 14 World Series, was the former chairman of the Houston Chapter of the BBWAA and voted for the Baseball Hall of Fame for over 30 years. While on the Astros beat, Shattuck covered the team during the tumultuous change in team ownership in 1976 and during the Astros 1980's playoff appearances.

MARK BERMAN (2016 inductee)

On Monday, Sept. 26, 2016, long-time sports director at KRIV-TV Mark Berman was inducted into the Houston Baseball Media Wall of Honor. Berman has spent over 30 years at KRIV-TV in Houston, having joined the Houston FOX affiliate in 1986 and being named the station's sports director in 1988. In his role, Berman covers all sports in the Houston area, including professional, collegiate and high school athletics. A leader in his industry, Berman is best known for his relentless work ethic, his professionalism and his accuracy in breaking stories. Since joining the Houston media, Berman has covered every Astros playoff team in franchise history (1980-81, 1986, 1997-99, 2001, 2004-05, 2015), including the club's World Series appearance in 2005. Berman grew up in Hempstead, Texas, and graduated from the University of Houston with a degree in communications.

BOB ALLEN (2017 inductee)

Houston sports anchor and director Bob Allen was inducted into the Houston Baseball Media Wall of Honor on Sept. 17, 2017. One of the most iconic members of the Houston media market, Allen sadly passed away in October of 2016 after a lengthy battle with cancer. Allen spent 38 years as sports director at ABC13 News (KTRK) after getting named to the post in 1975, making him the longest tenured major market sports anchor in the country. He also spent two years as sports director at KHOU 11 News following his run with KTRK. During his career, Allen covered virtually all of the Astros postseason runs, all five ownership groups in the history of the Houston franchise, the construction and opening of Minute Maid Park, the Astros first appearance in a World Series and Craig Biggio's 3,000th hit and Hall of Fame selection. A native of Houston, Allen was committed to giving back to his community, as he was an enthusiastic supporter and board member of both the Sunshine Kids organization and the Special Olympics.

THE LAST TIME IT HAPPENED: INDIVIDUAL BATTING

(For regulation nine-inning games unless noted / * Denotes club record)

AT-BATS

Two At-Bats in an Inning	Brian McCann, Sept. 27, 2017 at Texas (6th inn.)
Seven At-Bats in a Game	George Springer, April 5, 2017 vs. Seattle
Eight At-Bats in a Game	C. Lee, M. Loretta , T. Wigginton, July 6, 2008 at Atlanta (17 inn.)
Ten or More At-Bats in a Game	Ron Davis, April 15, 1968 vs. New York (NL) (24 inn.)*
Reach Base Twice in an Inning	Evan Gattis, Sept. 25, 2017 at Texas (4th inn.; double and single)

RUNS SCORED

Two Runs in an Inning	Marwin Gonzalez, Sept. 25 at Texas (4th inn.)*
Four Runs in a Game	Jake Marisnick, July 31, 2017 vs. Tampa Bay
Five Runs in a Game	George Springer, May 26, 2014 at Kansas City*

HITS

Two Hits in an Inning	Evan Gattis, Sept. 25, 2017 at Texas (4th inn.; single and double)*
Five Hits in a Game	George Springer, June 10, 2015 at Chicago (AL)
Six Hits in a Game	Joe Morgan, July 8, 1965 at Milwaukee (12 inn.)*
Five Consecutive Hits in a Game	George Springer, June 10, 2015 at Chicago (AL)
Six Consecutive Hits in a Game	Joe Morgan, July 8, 1965 at Milwaukee (12 inn.)*
Seven Consecutive Hits, One or More Games	George Springer, Sept. 24 (5th inn.)-Sept. 26 (1st inn.), 2016
Eight Consecutive Hits, One or More Games	Jose Altuve, July 23-24, 2017*
Hit Safely in 20 or More Consecutive Games	23, Hunter Pence, May 19-June 13, 2011

SINGLES/DOUBLES/TRIPLES

Two Singles in an Inning	Marwin Gonzalez, Sept. 25, 2017 vs. at Texas (4th inn.)*
Five Singles in a Game	George Springer, June 10, 2015 at Chicago (AL)*
Two Doubles in an Inning	Cesar Cedeño, April 8, 1973 (Gm 1) at Atlanta (6th inn.)*
Three Doubles in a Game	Chris Carter, June 23, 2013 at Chicago (NL)
Four Doubles in a Game	Jeff Bagwell, June 14, 1996 at San Francisco*
Two Triples in an Inning	Never Accomplished
Two Triples in a Game	Jose Altuve, May 17, 2017 at Miami
Three Triples in a Game	Craig Reynolds, May 16, 1981 vs. Chicago (NL)*
Triple in Three Consecutive Games	Luke Scott, Sept. 18-20, 2006 vs. Cincinnati*

HOME RUNS

Two Home Runs in an Inning	Jeff Bagwell, June 24, 1994 vs. Los Angeles (AL) (6th inn.)*
Two Home Runs in a Game, Each Side of Plate	Marwin Gonzalez, May 2, 2017 vs. Texas
Three Home Runs in a Game	Carlos Lee, April 13, 2007 at Philadelphia*
Four Home Runs, Two Consecutive Games	Lance Berkman, April 16 (3) and April 17 (1), 2002 at Cincinnati*
Home Run in Four Consecutive Games	Marwin Gonzalez, April 30-May 4, 2017
Home Run in Five Consecutive Games	Morgan Ensberg, April 15-19, 2017
Home Run in Six Consecutive Games	Morgan Ensberg, April 15-19, 2017
Leadoff Home Run	George Springer, June 28, 2017 vs. Oakland (off Jesse Hahn)
Walkoff Home Run	George Springer, April 5, 2017 vs. Seattle (off Chase De Jong)
Pinch-Hit Home Run	J.D. Davis, Sept. 10, 2017 at Oakland (off Sam Moll)
Inside-the-Park Home Run	Jon Singleton, Aug. 2, 2014 vs. Toronto (1st inn. off Brett Cecil)
Multi-Homer Opening Day	Jeff Bagwell, April 1, 2003 vs. Colorado (both off Jason Jennings)
HR in First At-bat as an Astro	Rick Ankiel, March 31, 2013 vs. Texas (6th inning off Derek Lowe, as a PH)
HR in First At-bat as an Astro and 1st Career At-bat	Mark Saccomanno, Sept. 8, 2008 vs. Pittsburgh (5th inn. off Ian Snell)
HR in First At-bat as an Astro and 1st Career Plate Appearance	Mark Saccomanno, Sept. 8, 2008 vs. Pittsburgh (5th inn. off Ian Snell)
Multiple Home Run Season, as a Pitcher	Brandon Backe (2, May 3, 2008 vs. Milwaukee, Aug. 1, 2008 vs. New York (NL))

GRAND SLAMS

Pinch-Hit Grand Slam	Brian Bogusevic, Aug. 16, 2011 vs. Chicago (NL) (off Carlos Marmol, 9th inn.)
Two Grand Slams in a Game	Never Accomplished
Two Grand Slams in a Season	George Springer, 2016, April 6 at NYY, May 14 at BOS, June 24 at KC*
Three Grand Slams in a Season	George Springer, 2016, April 6 at NYY, May 14 at BOS, June 24 at KC*

EXTRA BASE HITS

Two Extra Base Hits in an Inning	George Springer, June 24, 2016 at Kansas City (1st inn.; triple and grand slam)*
Four Extra Base Hits in a Game	Jose Altuve, May 17, 2017 at Miami (two doubles and two triples)*

RUNS BATTED IN

Four RBI in an Inning	George Springer, Sept. 27, 2017 at Texas (6th inn.)*
Five RBI in a Game	Tyler White, Aug. 4, 2017 vs. Toronto
Six RBI in a Game	Jose Altuve, July 24, 2016 vs. Los Angeles (AL)
Seven RBI in a Game	J.R. Towles, Sept. 20, 2007 at St. Louis (8 RBI)*
Eight RBI in a Game	J.R. Towles, Sept. 20, 2007 at St. Louis*
RBI in 10 Consecutive Games	Lance Berkman, June 26-July 6, 2002 (19 RBI)*

WALKS

Two Walks in an Inning.....Brian McCann, Aug. 4, 2017 vs. Toronto (4th inn.)*
Four Walks in a Game.....George Springer, May 11, 2016 vs. Cleveland
Six Walks in a Game.....Jeff Bagwell, Aug. 20, 1999 at Florida (16 inn.)*
Four Consecutive Walks in a Game.....Chris Carter, June 5, 2014 vs. Los Angeles (AL)
Five Consecutive Walks in a Game.....Joe Ferguson, June 24, 1978 at San Diego (10 inn., 3 intentional)*
Walk in 11 Consecutive Games.....Joe Morgan, July 6-20, 1970 (14 walks)*
Two Intentional Walks in an Inning.....Never Accomplished
Three Intentional Walks in a Game.....Lance Berkman, Sept. 27, 2006 at Pittsburgh (15 inn.)*

MOST STRIKEOUTS

Two Strikeouts in an Inning.....Carlos Correa, June 3, 2016 vs. Oakland (1st inn.)*
Four Strikeouts in a Game.....Jake Marisnick, May 12, 2017 at NYY
Five Strikeouts in a Game.....Colby Rasmus, July 6, 2016 at SEA at SEA*
Strikeouts in 10 Consecutive At Bats.....Rick Ankiel, April 2-8, 2013

SACRIFICE HITS/SACRIFICE FLIES

Three Sacrifice Hits in a Game.....Andy Pettitte, July 15, 2006 at Florida*
Two Sacrifice Flies in a Game.....Josh Reddick, July 28, 2017 at Detroit**

HIT BY PITCH/GROUND INTO DOUBLE PLAY

Two Hit by Pitch in an Inning.....Never Accomplished
Three Hit by Pitch in a Game.....Richard Hidalgo, April 19, 2000 at Los Angeles (AL)*
Two GDP in a Game.....Yuli Gurriel, Sept. 25, 2016 vs. Los Angeles (AL)
Three GDP in a Game.....Miguel Tejada, Sept. 10, 2009 vs. Atlanta*

STOLEN BASES

Two Stolen Bases in an Inning.....Marwin Gonzalez, Sept. 2, 2017 vs. New York (NL)
Three Stolen Bases in a Game.....Jose Altuve, May 8, 2016 vs. Seattle
Four Stolen Bases in a Game.....Roger Cedeno, April 22, 2000 vs. San Diego (10 inn.)*
Steal of Home.....Domingo Santana, July 3, 2015 at Boston (10th inn.)
Steal of Home by an Opponent.....Jimmy Paredes, May 27, 2015 at Baltimore (4th inn. off Collin McHugh)
Stolen Base as a Pitcher.....Brandon Backe, May 25, 2005 at Chicago (N.L)

HITTING FOR THE CYCLE

Astro Hitting for the Cycle.....Brandon Barnes, July 19, 2013 vs. Seattle
Opponent Hitting for the Cycle.....Adrian Beltre, Aug. 3, 2015, Texas

THE LAST TIME IT HAPPENED: INDIVIDUAL PITCHING

WINS/LOSSES

Win Five or More Consecutive Decisions.....5, Collin McHugh, Aug. 19, 2017-current
Win Eight or More Consecutive Decisions.....11, Dallas Keuchel, Aug. 21, 2016-June 2, 2017
Win 11 or More Consecutive Decisions.....11, Dallas Keuchel, Aug. 21, 2016-June 2, 2017
Win 12 or More Consecutive Decisions.....12, Wade Miller, July 7-Sept. 21, 2002*
Lose Five or More Consecutive Decisions.....5, Doug Fister, Aug. 28-Sept. 28, 2016
Lose Eight or More Consecutive Decisions.....10, Brett Oberholzer, Sept. 7 2013-May 6, 2014
Lose Ten or More Consecutive Decisions.....10, Brett Oberholzer, Sept. 7 2013-May 6, 2014
Lose 13 Consecutive Decisions.....Jose Lima, April 10-July 4, 2000*

COMPLETE GAMES/SHUTOUTS

Pitch Two Consecutive Complete Games.....Dallas Keuchel, May 25-30, 2015 (at BAL, vs. CWS)
Pitch Nine Consecutive Complete Games.....J.R. Richard, July 29-Sept. 6, 1979 (11)*
Pitch Three Consecutive Shutouts.....J.R. Richard, 1980 (May 31 at SF/June 6 vs. SF/June 11 vs. CHI (NL))*
Complete-Game Shutout thrown by a Rookie.....Brett Oberholzer, Sept. 1, 2013 vs. Seattle

SAVES/RELIEF APPEARANCES

Save Two Consecutive Games Played by the Team.....Ken Giles, May 25-26, 2017
Save Three Consecutive Games Played by the Team.....Jose Veras, June 14-16, 2013 vs. CHW)
Save Four Consecutive Games Played by the Team.....Matt Lindstrom, April 17-21, 2010 (at CHC, vs. FLA)*
Save, 3.0 innings-or-more.....Chris Devenski, June 19, 2016 vs. Cincinnati (3.1 IP, 6-0W)
Pitch in Nine Consecutive Games Played by the Team.....Tom Dukes, July 3-12, 1968*
Saves in Three Consecutive Appearances.....Ken Giles, Aug. 25-Sept. 2, 2017
Saves in Six Consecutive Appearances.....Luke Gregerson, May 1-17, 2015
Saves in Fifteen Consecutive Appearances.....Jose Valverde, Aug. 9-Sept. 10, 2008*

INNINGS PITCHED

Pitch Nine Innings in a Game, Starter.....Dallas Keuchel, April 25, 2017 at Cleveland
Pitch More Than Nine Innings in a Game, Starter.....10.0, Mark Portugal, July 11, 1991 at CHI (NL)
Pitch Five or More Innings, Reliever.....5.0, Mike Fiers, Aug. 3, 2015 at Texas

HISTORY AND RECORDS

HITS ALLOWED

Complete-Game No-Hitter	Mike Fiers, Aug. 21, 2015, vs. Los Angeles (NL), (W, 3-0)*
Pitch 9.0 or More hitless AND scoreless innings.....	12.0, Mike Fiers, Aug. 21-29, 2015
Allow 12 Hits or More in a Game	Joe Musgrove, June 23, 2017 at Seattle
Allow 14 Hits or More in a Game	Chris Sampson, June 18, 2007 at Los Angeles (AL)
Allow 18 Hits in a Game	Bob Forsch, Aug. 3, 1989 at Cincinnati*

RUNS ALLOWED

Allow Nine or More Runs in a Game.....	Joe Musgrove, June 23, 2017 at Seattle (9R/9ER/3.2IP)
Allow 10 or More Runs in a Game	Sam Deduno, May 6, 2015 vs. Texas (10R/10ER/4.2IP)
Allow 12 Runs in a Game	Wade Miller, Aug. 23, 2000 vs. Chicago (NL) (8ER/4.2 inn.)*
Pitch 20 or More Consecutive Scoreless Innings, Starter.....	22.0, Lance McCullers Jr., May 6-23, 2017
Pitch 30 or More Consecutive Scoreless Innings, Starter.....	32.1, Roy Oswalt, Aug. 27, 2008 (2nd inn.)-Sept. 11, 2008*
Pitch 20 or More Consecutive Scoreless Innings, Reliever	26.1, Will Harris, April 9-June 8, 2016

HOME RUNS ALLOWED

Allow Three Home Runs in an Inning.....	Collin McHugh, Aug. 19, 2016 at Baltimore (1st inn.)*
Allow Four Home Runs in an Inning.....	Collin McHugh, Aug. 19, 2016 at Baltimore (1st inn.)*
Allow Two Consecutive Home Runs in an Inning.....	Luke Gregerson, Aug. 16, 2017 vs. Arizona (8th inn.)
Allow Three Consecutive Home Runs in an Inning.....	Collin McHugh, Aug. 19, 2016 at Baltimore (1st inn.)*
Allow Three Home Runs in a Game.....	Brad Peacock, Aug. 4, 2017 vs. Toronto
Allow Four Home Runs in a Game.....	David Paulino, June 28, 2017 vs. Oakland
Allow Five Home Runs in a Game.....	Jose Lima, April 27, 2000 vs. Chicago (NL)*
Allow Leadoff Home Run.....	Joe Musgrove, July 15, 2017 vs. Minnesota (to Brian Dozier)
Allow Walkoff Home Run.....	Ken Giles, June 6, 2017 at Kansas City (9th inning to Mike Moustakas)
Allow Pinch-Hit Home Run	Tony Sipp, July 29, 2016 at Detroit (8th inning to James McCann)
Allow Inside-the-Park Home Run	Dallas Keuchel, Sept. 26, 2017 at Texas (6th inn. to Delino DeShields Jr.)
Allow Home Run to a Pitcher	Armando Galarraga, Aug. 8, 2012 vs. Washington (2nd inning to Gio Gonzalez)

GRAND SLAMS ALLOWED

Allow Grand Slam in a Game.....	Luke Gregerson, Sept. 8, 2017 at Oakland (7th inn. to Marcus Semien)
Allow Two Grand Slams in a Game.....	Brandon Backe, Aug. 16, 2008 vs. Arizona (1st inn. to Miguel Montero, 6th inn. to Chris Young)
Allow Pinch-Hit Grand Slam	Jeff Fulchino, Aug. 11, 2010 vs. Atlanta (10th inn. to Brian McCann)

WALKS ALLOWED

Allow Eight or More Walks in a Game	8, Jonathan Johnson, June 13, 2003 at Boston
Allow 11 Walks in a Game.....	11, J.R. Richard, May 4, 1975 (Gm 2) at San Francisco*
No Walks Allowed, 25 or More Consecutive Innings.....	36.1, Collin McHugh, Aug. 23 2014-Sept. 21, 2014
No Walks Allowed, 38 Consecutive Innings	Robin Roberts, Aug. 31-Oct. 1, 1965*

STRIKEOUTS

Strike out Three Batters in an Inning on Nine Pitches.....	Brandon Backe, April 15, 2004 vs. Milwaukee (8th inn.)*
Strike out Four Batters in an Inning.....	Ken Giles, Aug. 7, 2016 vs. Texas (9th inn.)*
Strike out 12 or More Batters in a Game	12, Charlie Morton, April 28, 2017 vs. Oakland
Strike out 15 or More Batters in a Game	16, Randy Johnson, Aug. 28, 1998 vs. Pittsburgh
Strike out 18 Batters in a Game.....	Don Wilson, July 14, 1968 (Gm 2) at Cincinnati*
Strike out Six or More Batters in a Game, Reliever	7, Chris Devenski, April 9, 2017 vs. Kansas City
Strike out Eight Consecutive Batters in a Game.....	Jim Deshaies, Sept. 23, 1986 vs. Los Angeles*
Strike out 10 or More in Consecutive Starts	Lance McCullers, July 22-27, 2016 (10 vs. LAA, 10 vs. NYY)

HIT BATTERS/WILD PITCHES

Hit Three Batters in an Inning	C.J. Nitkowski, Aug. 3, 1998 at Florida (8th inn.-consecutive)*
Hit Three Batters in a Game	Wandy Rodriguez, June 24, 2010 vs. San Francisco
Hit Four Batters in a Game	Darryl Kile, June 2, 1996 at St. Louis*
Throw Three Wild Pitches in an Inning	Joe Niekro, Aug. 2, 1985 vs. San Diego (6th inn.)*
Throw Six Wild Pitches in a Game.....	J.R. Richard, April 10, 1979 vs. Los Angeles*

LAST TIME IT HAPPENED: TEAM BATTING

RUNS SCORED

Score Seven or More Runs in an Inning.....	7, Sept. 27, 2017 at Texas (6th inn.)
Score Eight or More Runs in an Inning	8, Sept. 25, 2017 at Texas (4th inn.)
Score 10 or More Runs in an Inning.....	11, May 29, 2017 at Minnesota (8th inn.)
Score 12 Runs in an Inning.....	May 31, 1975 at Philadelphia (8th inn.)*
Score 20 or More Runs in a Game.....	21, Oct. 2, 2015 at Arizona*
Shut out in Two Consecutive Games.....	July 1-2, 2013 (0-12, 0-8 vs. Tampa Bay)
Shut out in Four Consecutive Games.....	Sept. 9-11 (Gm 2), 1966 (Lost 0-7, 0-1, 0-4, and 0-1 at Los Angeles)*

HITS

Six or More Hits in an Inning.....	6, Sept. 27, 2017 at Texas (6th inn.)
Eight or More Hits in an Inning.....	8, Aug. 4, 2017 vs. Toronto (4th inn.)
Ten Hits in an Inning.....	May 31, 1975 at Philadelphia (8th inn.)*
Eight Consecutive Hits in an Inning.....	June 2, 1966 at Cincinnati (12th inn.)*
Nineteen or More Hits in a Game.....	19, July 4, 2017 at Atlanta
Twenty or More Hits in a Game.....	22, April 9, 2013 at Seattle
Twenty-Five Hits in a Game.....	July 2, 1976 (Gm 1) at Cincinnati (14 inn.)*
No Hits in a Game.....	June 13, 2012 at San Francisco, (L, 0-10) —By Matt Cain (9.0)
One Hit in a Game.....	Aug. 20, 2015 vs. Tampa Bay, (L, 0-1) —By Chris Archer (9.0)

DOUBLES/TRIPLES

Five or More Doubles in a Game.....	7, July 5, 2017 at Atlanta
Eight or More Doubles in a Game.....	8, Sept. 10, 2013 at Seattle
Ten Doubles in a Game.....	May 11, 1999 vs. Pittsburgh*
Two Triples in a Game.....	2, Aug. 15, 2017 at Arizona
Three Triples in a Game.....	Aug. 23, 2013 vs. Toronto*

HOME RUNS

Two Consecutive Home Runs in an Inning.....	Aug. 18, 2017 vs. OAK (3rd inn.) — By Alex Bregman, Jose Altuve(off Sean Manaea)
Three Consecutive Home Runs in an Inning...May 2, 2008 vs MIL (6th inn.)* --	By M. Tejada, L. Berkman, C. Lee (off Carlos Villanueva)
Four Home Runs in an Inning.....	Sept. 8, 2004 vs. CIN (1st inn.)* -- By C. Biggio, J. Bagwell, L. Berkman, M. Lamb
Six Home Runs in a Game.....	May 31, 2017 at Minnesota
Seven Home Runs in a Game.....	Sept. 9, 2000 at Chicago (NL)*
Home Runs in 10 or More Consecutive Games.....	10, Sept. 21-30, 2017 (16 total home runs)
Home Runs in 15 or More Consecutive Games.....	15, June 13-29, 2017 (29 total home runs)
Home Runs in 18 Consecutive Games.....	19, May 23-June 11, 2017 (38 total home runs)*

GRAND SLAM HOME RUNS

Two Grand Slams in an Inning.....	July 30, 1969 at New York (9th inn.)—By Denis Menke and Jimmy Wynn*
Two Grand Slams in a Game.....	June 8, 2014 at Minnesota—By Chris Carter and Jon Singleton *

EXTRA BASE HITS

Ten or More Extra Base Hits in a Game.....	10, Aug. 4, 2017 vs. Toronto
Eleven Extra Base Hits in a Game.....	July 18, 2001 vs. St. Louis (5 2B, 2 3B, 4 HR)*

WALKS/INTENTIONAL WALKS

Ten or More Walks in a Game.....	10, May 4, 2017 vs. Texas
Twelve or More Walks in a Game.....	12, May 11, 2016 vs. Cleveland
Fifteen or More Walks in a Game.....	17, Aug. 20, 1999 at Florida (16 inn.)*
Seventeen Walks in a Game.....	Aug. 20, 1999 at Florida (16 inn.)*
Seven Intentional Walks in a Game.....	July 15, 1984 vs. Philadelphia (16 inn.)*

STRIKEOUTS

Seventeen or More Strikeouts in a Game.....	18, Aug. 1, 2016 vs. Toronto
Twenty Strikeouts in a Game.....	May 6, 1998 at Chicago (NL)*
Twenty or More Strikeouts in a Game (Extra Innings).....	21, Aug. 20, 1999 at Florida (16 inn)*

SACRIFICE HITS/SACRIFICE FLIES

Three Sacrifice Hits in an Inning.....	June 26, 2005 vs. Texas (10 innings) (7th inn.)*
Four Sacrifice Hits in a Game.....	July 7, 2007 vs. New York Mets (17 inn.)*
Two Sacrifice Flies in an Inning.....	June 22, 2017 at Oakland (1st inn.)
Four Sacrifice Flies in a Game.....	May 3, 2009 at Atlanta

HIT BY PITCH/GROUNDED INTO DOUBLE PLAY

Three Hit by Pitches in an Inning.....	Aug. 13, 2008 vs. San Francisco (6th inn.)*
Five Hit by Pitches in a Game.....	April 19, 2000 at Los Angeles (NL)*
Five GDP in a Game.....	July 13, 1962 at Pittsburgh

STOLEN BASES/CAUGHT STEALING

Steal Five Bases or More in a Game.....	5, April 15, 2017 at Oakland
Steal Eight Bases in a Game.....	May 23, 1990 vs. Pittsburgh*
Caught Stealing Two Times in an Inning.....	May 4, 2009 at Washington (1st inn.)*
Caught Stealing Three Times in a Game.....	April 10, 2016 at MIL
Caught Stealing Four Times in a Game.....	Aug. 11, 2011 at Arizona

LAST TIME IT HAPPENED: TEAM PITCHING

COMPLETE GAMES/SHUTOUTS

Two Consecutive Complete Games.....	Aug. 3-4, 2001 (Shane Reynolds vs. Montreal, Roy Oswalt vs. Montreal)
Six Consecutive Complete Games.....	Aug. 27-Sept. 1, 1976*
Two Consecutive Shutouts.....	3, Sept. 30-Oct. 2, 2012 (7-0 at Milwaukee, 3-0 and 3-0 at Chicago N.L.)
Three Consecutive Shutouts.....	3, Sept. 30-Oct. 2, 2012 (7-0 at Milwaukee, 3-0 and 3-0 at Chicago N.L.)

SAVES

Three or More Consecutive Games with a Save.....	3, May 25-27 (at DET, at BAL)
Four or More Consecutive Games with a Save.....	5, May 30-June 3, 2013 (at COL, at LAA)
Six Consecutive Games with a Save.....	April 12-18, 1976 (vs. SF, vs. SD)*

HITS ALLOWED

Allow 15 or More Hits in a Game.....	15, July 30, 2017 at Detroit
Allow 18 or More Hits in a Game.....	18, Aug. 18, 2016 at BAL
Allow 20 or More Hits in a Game.....	21, May 4, 2013 vs. Detroit
Allow 25 or More Hits in a Game.....	25, Sept. 25, 2011 vs. Colorado
Allow 26 Hits in a Game.....	Aug. 3, 1989 at Cincinnati*
Allow No Hits in a Game.....	Aug. 21, 2015 vs. Los Angeles (NL) (W, 3-0) -- By Mike Fiers

RUNS ALLOWED

Allow Five or More Runs in an Inning.....	5, Sept. 13, 2017 at Los Angeles (AL) (1st inn.)
Allow Seven or More Runs in an Inning.....	7, May 29, 2017 at Minnesota (5th inn.)
Allow 11 Runs in an Inning.....	Aug. 19, 2013 at Texas (3rd inn.)
Allow 14 Runs in an Inning.....	Aug. 3, 1989 at Cincinnati (1st inn.)*
Allow 14 or More Runs in a Game.....	14, July 29, 2016 at Detroit (L, 6-14)
Allow 15 or More Runs in a Game.....	16, April 6, 2016 at New York (AL) (L, 6-16)
Allow 18 or More Runs in a Game.....	19, April 20, 2013 vs. Cleveland (L, 6-19)
Allow 20 or More Runs in a Game.....	22, June 3, 1987 at Chicago (L, 7-22)*
Allow 22 Runs in a Game.....	June 3, 1987 at Chicago (L, 7-22)*

HOME RUNS ALLOWED/GRAND SLAM HOME RUNS ALLOWED

Allow a Walk-Off Home Run.....	June 6, 2017 at Kansas City (Mike Moustakas)
Allow Two Consecutive Home Runs.....	Aug. 16, 2017 vs. Arizona (Paul Goldschmidt, J.D. Martinez)(8th inning)
Allow Three Consecutive Home Runs.....	Aug. 19, 2016 at Baltimore (Manny Machado, Chris Davis and Mark Trumbo)
Allow Five Home Runs in a Game.....	5, June 28, 2017 vs. Oakland
Allow Six Home Runs in a Game.....	Aug. 19, 2016 at Baltimore
Allow Eight Home Runs in a Game.....	May 21, 2005 at Texas*
Allow Two Grand Slams in a Game.....	August 16, 2008 vs. Arizona*

WALKS ALLOWED

Allow 10 or More Walks in a Game.....	13, Sept. 9, 2017 at Oakland (Game 1)
Allow 13 Walks in a Game.....	Sept. 9, 2017 at Oakland (Game 1)*
Allow 13 Walks in a Nine-Inning Game.....	Sept. 9, 2017 at Oakland (Game 1)*

STRIKEOUTS

Strike out Four Batters in an Inning.....	Aug. 7, 2016 vs. Texas (9th inn.)*
Strike out 12 or More Batters in a Game.....	18, June 3, 2017 at Texas
Strike out 14 or More Batters in a Game.....	18, June 3, 2017 at Texas
Strike out 15 or More Batters in a Game.....	18, June 3, 2017 at Texas
Strike out 18 Batters in a Game.....	18, June 3, 2017 at Texas
Strike out 23 Batters in a Game.....	May 31, 2003 at Chicago (NL)*

HIT BATTERS

Hit Three Batters in an Inning.....	3, August 3, 1998 at Florida (8th inn.)*
Hit Four Batters in a Game.....	April 12, 1996 at Texas*

LAST TIME IT HAPPENED: PITCHERS BATTING

HOME RUNS

Home Run, Home.....	J.A. Happ, May 29, 2011 vs. Arizona (5th inn. off Josh Collmenter)
Home Run, Road.....	Jordan Lyles, Sept. 30, 2012 at Milwaukee (5th inn. off Mike Fiers)
Inside-the-Park Home Run.....	Joaquin Griffin, Aug. 14, 1979 vs. Montreal (2nd inn. off Bill Lee)

STOLEN BASES/CAUGHT STEALING

Last Stolen Base.....	Brandon Backe, May 25, 2005 at Chicago (NL)
Last Caught Stealing.....	Mike Hampton, Sept. 20, 1997 at Cincinnati

PINCH-HITTING/PINCH-RUNNING

Last Pinch-Hit Appearance.....	Lucas Harrell, June 22, 2013 at Chicago (NL) (9th inning)
Last Pinch-Running Appearance.....	Mike Fiers, April 15, 2017 at Oakland (9th inning)

LAST TIME IT HAPPENED: TEAM FIELDING

ERRORS

Four or More Errors in a Game.....	4, Sept. 30, 2015 at Seattle
Five Errors in a Game.....	5, Apr. 24, 2014 vs. Oakland
Six Errors in a Game.....	May 9, 1990 vs. Philadelphia
Seven Errors in a Game.....	July 30, 1979 vs. San Francisco*
12 or More Consecutive Errorless Games.....	12, Aug. 18-30, 2015
14 or More Consecutive Errorless Games.....	14, June 5-20, 2006*

DOUBLE PLAYS/TRIPLE PLAYS

Five Double Plays in a Game.....	6, Aug. 19, 2017 vs. Oakland
Six Double Plays in a Game.....	Aug. 19, 2017 vs. Oakland
Seven Double Plays in a Game.....	May 4, 1969 vs. San Francisco*
Triple Play.....	May 23, 2015 at Detroit (5th inn.) Grounded into by Ian Kinsler—Jonathan Villar to Jose Altuve to Chris Carter
Triple Play vs. the Astros.....	April 9, 1989 vs. San Diego (8th inn.) Grounded into by Ken Caminiti—Luis Salazar to Roberto Alomar to Jack Clark to Mark Parent

LAST TIME IT HAPPENED: WON-LOSS RECORDS

WINS

Ten or More Consecutive Wins.....	11, May 25-June 5, 2017
Twelve Consecutive Wins.....	Aug. 27-Sept. 8, 2004*
Seven or More Consecutive Wins, Home.....	9, Aug. 31-Sept. 20, 2017
Eight or More Consecutive Wins, Home.....	9, Aug. 31-Sept. 20, 2017
Ten or More Consecutive Wins, Home.....	18, Aug. 23-Oct. 3, 2004*
18 Consecutive Wins, Home.....	Aug. 23-Oct. 3, 2004*
Five or More Consecutive Wins, Road.....	6, Sept. 14-29, 2017
Eight or More Consecutive Wins, Road.....	11, May 14-June 5, 2017*
10 Consecutive Wins, Road.....	11, May 14-June 5, 2017*
11 Consecutive Wins, Road.....	11, May 14-June 5, 2017*

LOSSES

Five or More Consecutive Losses.....	5, Aug. 8-12, 2017
Eight or More Consecutive Losses.....	15, Sept. 14-29, 2013*
Ten or More Consecutive Losses.....	15, Sept. 14-29, 2013*
Twelve Consecutive Losses.....	15, Sept. 14-29, 2013
Five or More Consecutive Losses, Home.....	8, Sept. 14-29, 2013
Seven or More Consecutive Losses, Home.....	8, Sept. 14-29, 2013
Eleven Consecutive Losses, Home.....	July 23-Aug. 17, 1966*
Five or More Consecutive Losses, Road.....	7, July 29-Aug. 12, 2017
Eight or More Consecutive Losses, Road.....	9, April 13-28, 2013
Ten or More Consecutive Losses, Road.....	10, July 17-Aug. 3, 2012
Thirteen Consecutive Losses, Road.....	13, June 15-July 15, 2013*

TIES

Tie Game.....	June 30, 2005 at Cincinnati (2-2, 7 inn.-called due to rain)
---------------	--

HISTORY AND RECORDS

DOUBLEHEADERS

Doubleheader—Win Both Games, Home	Sept. 2, 2017 vs. New York (NL)
Doubleheader—Win Both Games, Road	Aug. 11, 2016 at Minnesota
Doubleheader—Lose Both Games, Home	April 23, 1977 vs. San Diego
Doubleheader—Lose Both Games, Road	Sept. 9, 2017 at Oakland
Doubleheader—Split, Home	Aug. 27, 1999 vs. Florida
Doubleheader—Split, Road	May 14, 2017 at New York (AL)
Day-Night Doubleheader	Sept. 9, 2017 at Oakland (1-1)

EXTRA-INNING GAMES

Play in Two Consecutive Extra-Inning Games	June 17-18, 2016 vs. Cincinnati (L, 2-4, 11 inn.; W, 5-4, 11 inn.)
Play in Three Consecutive Extra-Inning Games	July 31-Aug. 2, 2001 vs. New York (2-1)*
Win Two Consecutive Extra-Inning Games	Aug. 18-19, 2015 vs. Tampa Bay (W, 3-2, 10 inn.) vs. Tampa Bay (W, 3-2, 13 inn.)
Lose Two Consecutive Extra-Inning Games	Sept. 18-19, 2013 vs. Cincinnati (L, 5-6, 13 inn.) at Cleveland (L, 1-2, 11 inn.)
Lose Three Consecutive Extra-Inning Games	Sept. 27-29, 1995 (1 vs. Pittsburgh, 2 at Chicago)
Play 10-Inning Game	Aug. 5, 2017 vs. Toronto (L, 3-4)
Play 11-Inning Game	Aug. 24, 2017 at Washington (L, 4-5)
Play 12-Inning Game	April 9, 2017 vs. Kansas City (W, 5-4)
Play 13-Inning Game	April 5, 2017 vs. Seattle (W, 5-3)
Play 14-Inning Game	Aug. 1, 2016 vs. Toronto (W, 2-1)
Play 15-Inning Game	Aug. 5, 2014 at Philadelphia (L, 1-2)
Play 16-Inning Game	May 11, 2016 vs. Cleveland (W, 5-3)
Play 17-Inning Game	July 6, 2008 at Atlanta (L, 6-7)
Play 18-Inning Game	Aug. 15, 2006 vs. Chicago (NL) (L, 6-8)
Play 19-Inning Game	July 7, 1985 vs. Montreal (L, 3-6)
Play 20-Inning Game	Aug. 15, 1980 at San Diego (W, 3-1)
Play 21-Inning Game	Sept. 24, 1971 (1st Gm) at San Diego (W, 2-1)
Play 22-Inning Game	June 3, 1989 vs. Los Angeles (W, 5-4)
Play 23-Inning Game	Never Accomplished
Play 24-Inning Game	April 15, 1968 vs. New York (W, 1-0)*

ONE-RUN GAMES/1-0 GAMES

Play in Three or More Consecutive One-Run Games	Aug 24-26, 2017 (1-2)
Play in Four Consecutive One-Run Games	May 13-17, 2016 (2-2)
Play in Five or More Consecutive One-Run Games	Sept. 14-19, 2011 (2-3)
Play in Seven Consecutive One-Run Games	May 12-19, 1984 (2-5)*
Win Three or More Consecutive One-Run Games	June 14-16, 2013
Lose Three or More Consecutive One-Run Games	Sept. 18-20, 2013
Win 1-0 Game	Sept. 12, 2017 at Los Angeles (AL)
Lose 1-0 Game	July 16, 2016 at Seattle

MARGIN OF VICTORY

Win a Game by 16 or More Runs	18, July 9, 2017 at Toronto (W, 19-1)*
Win a Game by 17 or More Runs	18, July 9, 2017 at Toronto (W, 19-1)*
Win a Game by 18 Runs	18, July 9, 2017 at Toronto (W, 19-1)*

MARGIN OF DEFEAT

Lose a Game by 10 or More Runs	10, Sept. 9, 2017 at Oakland (L, 1-11)
Lose a Game by 12 or More Runs	12, July 30, 2017 at Detroit (L, 1-13)
Lose a Game by 16 Runs	Sept. 25, 2011 vs. Colorado (L, 3-19)*

COMEBACKS/BLOWN LEADS

Comeback to Win, Trailing by Five Runs or More	6, May 29, 2017 at Minnesota (Trailed 8-2 in the 7th inn., W 16-8)
Comeback to Win, Trailing by 11 Runs	July 18, 1994 vs. St. Louis (Trailed 11-0 after 3rd inn., W 15-12)*
Blow Lead to Lose, Leading by Five Runs or More	5, Aug. 26, 2017 at Los Angeles (AL) (Led 6-1 in the 7th inn., L 6-7)
Blow Lead to Lose, Leading by Seven Runs or More	7, May 24, 2000 vs. Philadelphia (Led 7-0 in 6th inn., L 7-9)

HOUSTON'S FIRST HOME RUNS

The first home run ever hit by a Houston player in the National League came on Opening Day in 1962, April 10. Roman Mejias connected off Chicago pitcher Don Cardwell in the third inning with two men on base. Mejias also homered off Al Lary in the eighth inning with two more men on to account for the third Colt .45s home run of the game. Hal Smith had hit one in the third inning.

The first opposition home run came in the seventh inning of the same game when the Cubs' Ernie Banks hit one off Bobby Shantz.

INDIVIDUAL BATTING RECORDS - CAREER (MIN. 3,000 PA)

Most Years	20, Craig Biggio, 1988-2007
Most Games.....	2850, Craig Biggio, 1988-2007
Most Consecutive Games.....	494, Craig Biggio, August 1, 1995-August 4, 1998
Highest Batting Average.....	.316, Jose Altuve, 2011-2017
Highest On-Base Pct.....	.410, Lance Berkman, 1999-2010
Highest Slugging Pct.....	.549, Lance Berkman, 1999-2010
Most At-Bats.....	10876, Craig Biggio, 1988-2007
Most Runs Scored.....	1844, Craig Biggio, 1988-2007
Most Hits.....	3060, Craig Biggio, 1988-2007
Most Singles.....	2046, Craig Biggio, 1988-2007
Most Doubles.....	668, Craig Biggio, 1988-2007
Most Triples.....	80, Jose Cruz, 1975-87
Most Home Runs.....	449, Jeff Bagwell, 1991-2005
Most Home Runs, Home at Colt Stadium.....	234, Jeff Bagwell, 1991-2005
at Astrodome.....	21, Bob Aspromonte, 1962-64
at Minute Maid Park.....	126, Jeff Bagwell, 1991-99
Most Home Runs, Road.....	151, Lance Berkman, 2000-10
Most HR, Right-handed hitter.....	215, Jeff Bagwell, 1991-2005
Most HR, Left-handed hitter.....	449, Jeff Bagwell, 1991-2005
Most HR, Switch-hitter.....	138, Jose Cruz, 1975-87
Most Grand Slam Home Runs.....	326, Lance Berkman, 1999-10
Most Extra-Base Hits.....	7, Carlos Lee, 2007-10
Most Total Bases.....	1014, Craig Biggio, 1988-2007
Most Runs Batted In.....	4711, Craig Biggio, 1988-2007
Most Walks.....	1529, Jeff Bagwell, 1991-2005
Most Intentional Walks.....	1401, Jeff Bagwell, 1991-2005
Most Strikeouts.....	155, Jeff Bagwell, 1991-2005
Most Sacrifice Hits.....	1753, Craig Biggio, 1988-2007
Most Sacrifice Flies.....	101, Craig Biggio, 1988-2007
Most Hit by Pitch.....	102, Jeff Bagwell, 1991-2005
Most Ground into Double Play.....	285#, Craig Biggio, 1988-2007
Most Stolen Bases.....	221, Jeff Bagwell, 1991-2005
Most Caught Stealing.....	487, Cesar Cedeno, 1970-81
Most Plate Appearances.....	149, Cesar Cedeno, 1970-81
Most Times on Base.....	12504, Craig Biggio, 1988-2007
Most Times Reached on Error.....	4505, Craig Biggio, 1988-2007
Most Multi-Hit Games.....	163, Craig Biggio, 1988-07
Most Three-Hit Games.....	841, Craig Biggio, 1988-07
Most Four-Hit Games.....	225, Craig Biggio, 1988-2007
Best At-Bat/Home Run Ratio.....	34, Craig Biggio, 1988-2007
Best At-Bat/RBI Ratio.....	17.06, Lance Berkman, 1999-2010
Most Steals of Third Base.....	5.10, Jeff Bagwell, 1991-2005
Most Steals of Home.....	107, Craig Biggio, 1988-2007
Highest Stolen Base Percentage.....	3, Jeff Bagwell, 1991-2005 and Cesar Cedeno, 1970-81
	82.5%, Michael Bourn (1935B/234ATT), 2008-11

- indicates modern MLB record

INDIVIDUAL BATTING RECORDS - SEASON

(avg. leaders based on 3.1 plate appearances times games played by team)

Most Games.....	162 (12 times), last, George Springer, 2016
Highest Batting Average.....	.368, Jeff Bagwell, 1994 (147x400)
Highest On-Base Percentage.....	.454, Jeff Bagwell, 1999
Highest Slugging Percentage.....	.750, Jeff Bagwell, 1994
Most At-Bats.....	660, Jose Altuve, 2014, and Enos Cabell, 1978
Most Runs Scored.....	152, Jeff Bagwell, 2000
Most Consecutive Games with a Run Scored.....	15, Lance Berkman, April 26-May 12, 2008, and Carlos Beltran, Aug. 23-Sept. 7, 2004
Most Hits.....	225, Jose Altuve, 2014
Most Consecutive Games with a Hit.....	30, Willy Taveras, July 27-Aug. 27, 2006
Most Consecutive Games with a Hit to Start a Season.....	16, Billy Hatcher, April 6-23, 1987
Most Consecutive AB, no Hits.....	40, Brad Ausmus, June 19-July 5, 2006
Most Consecutive Plate Appearances, Reaching Base.....	13, Bill Spiers, June 3-11, 1997 (nine walks, three singles, one hit by pitch)
Most Singles.....	168, Jose Altuve, 2014
Most Doubles.....	56, Craig Biggio, 1999
Most Triples.....	14, Roger Metzger, 1973
Most Home Runs.....	47, Jeff Bagwell, 2000
Most Home Runs, Home at Colt Stadium.....	28, Jeff Bagwell, 2000
at Astrodome.....	12, Roman Mejias, 1962
at Minute Maid Park.....	23, Jeff Bagwell, 1994
Most Home Runs, Road.....	28, Jeff Bagwell, 2000
	30, Jeff Bagwell, 1999

HISTORY AND RECORDS

Most HR, Right-handed hitter	47, Jeff Bagwell, 2000
Most HR, Left-handed hitter	25, Colby Rasmus, Luis Valbuena, 2015
Most HR, Switch-hitter	45, Lance Berkman, 2006
Most HR, By Position	
Catcher	19, Evan Gattis, 2016
First Base	47, Jeff Bagwell, 2000
Second Base	27, Jeff Kent, 2004
Shortstop	24, Carlos Correa, 2017
Third Base	36, Morgan Ensberg, 2005
Left Field	37, Moises Alou, 1998
Center Field	44, Richard Hidalgo, 2000
Right Field	28, Richard Hidalgo, 2003
Pitcher	3, Dave Giusti, 1967
Designated Hitter	34, Chris Carter, 2014
Most Home Runs, Month	13, Jeff Bagwell, June 1994
Most Home Runs, vs. One Club	9, Richard Hidalgo, 2000 vs. St. Louis; Lance Berkman, 2002 vs. Cincinnati; Lance Berkman, 2004 vs. Cincinnati
Most Grand Slam Home Runs	3, George Springer, 2016 (April 6 at NY; May 14 at BOS; June 24 at KC)
Most Extra-Base Hits	94, Lance Berkman, 2001 (55 doubles, 5 triples, 34 home runs)
Most Total Bases	363, Jeff Bagwell, 2000
Most Runs Batted In	136, Lance Berkman, 2006
Most Runs Batted In, by Position	
Catcher	68, John Bateman, 1966
First Base	133, Jeff Bagwell, 1997
Second Base	106, Jeff Kent, 2004
Shortstop	93, Carlos Correa, 2016
Third Base	101, Morgan Ensberg, 2005
Left Field	121, Moises Alou, 1998
Center Field	107, Jimmy Wynn, 1967
Right Field	111, Derek Bell, 1996
Pitcher	14, Shane Reynolds, 1999
Designated Hitter	79, Evan Gattis, 2015
Most Walks	149, Jeff Bagwell, 1999
Fewest Walks	17, Lee May, 1974 (min. 150 games)
Most Intentional Walks	27, Jeff Bagwell, 1997
Most Strikeouts	212, Chris Carter, 2013
Fewest Strikeouts	21, Tommy Helms, 1973 (min. 3.1 plate app. per games played by the team)
Most Sacrifice Hits	34, Craig Reynolds, 1979
Most Sacrifice Flies	13, Ray Knight, 1982; Jeff Bagwell, 1992; Carlos Lee, 2007
Most Hit by Pitch	34, Craig Biggio, 1997
Most Ground into Double Play	32, Miguel Tejada, 2008
Fewest Ground into Double Play	0, Craig Biggio, 1997 (619 at-bats)
Most Stolen Bases	65, Gerald Young, 1988
Most Times Stealing Home	2, Adam Everett, 2005, Cesar Cedeno, 1977
Most Caught Stealing	27, Gerald Young, 1988
Most Plate Appearances	749, Craig Biggio, 1999
Highest Stolen Base Percentage	1,000, Carlos Beltran, 2004 (28/28)
Most Times on Base	331, Jeff Bagwell, 1999
Most Steals of Third Base	14, Craig Biggio, 1997
Most Times Reached on Error	15, Craig Biggio, 2003
Most Multi-Hit Games	69, Jose Altuve, 2014
Most Three-Hit Games	24, Jose Altuve, 2014
Most Four-Hit Games	8, Jose Altuve, 2016
Most Times Picked Off	7, Billy Hatcher, 1987

INDIVIDUAL BATTING RECORDS - GAME

Most At Bats (9 innings)	7 (2x), George Springer, Oct. 2, 2015 at Ari Julio Gotay, June 7, 1967 at St. Louis
Most At-Bats, (extra innings)	10, Ron Davis, April 15, 1968 vs. New York Mets (24 innings)
Most Runs Scored	5 (6x), last, George Springer, May 26, 2014 at Kansas City
Most Hits (9 innings)	5 (23x), last, George Springer, June 10 at Chicago (AL)
Most Hits (extra innings)	6, Joe Morgan, July 8, 1965 at Milwaukee (12 innings, ties NL record)
Most Consecutive Hits (9 innings)	5 (16x), last, George Springer, June 10 at Chicago (AL)
Most Consecutive Hits (extra innings)	6, Joe Morgan, July 8, 1965 at Milwaukee (12 innings, ties NL record)
Most Consecutive Hits, one or more Games	8, Jose Altuve, July 23-24, 2017 Julio Gotay, June 18-20, 1967, Art Howe, Sept. 1-6, 1980 (Game 2), Lance Berkman, May 4 (12th inn.)-May 7 (4th inn.), 2008
Most Singles	5 (12x), last, George Springer, June 10 at Chicago (AL)
Most Doubles	4, Jeff Bagwell, June 14, 1996 at San Francisco (ties Major League record)
Most Triples	3, Craig Reynolds, May 16, 1981 vs. Chicago Cubs
Most Home Runs	3 (12x), last, Carlos Lee, April 13, 2007 at Philadelphia (Myers, Myers, Madson)
Most Home Runs, Two Consecutive Games	4 (7x), Jimmy Wynn, June 15, 1967 vs. San Francisco (3) and June 16, 1967 vs. Atlanta (1) Doug Rader, July 20-21, 1970 vs. New York Mets (2 and 2)

	Glenn Davis, June 1-2, 1990 at San Francisco (3 and 1)
	Moises Alou, Aug. 13 at Philadelphia (2) and Aug. 14, 2000 vs. Pittsburgh (2)
	Richard Hidalgo, Sept. 9-10, 2000 at Chicago Cubs (2 and 2)
	Vinny Castilla, July 27-28, 2001 at Pittsburgh (1 and 3)
	Lance Berkman, April 16-17, 2002 at Cincinnati (3 and 1)
Most Consecutive Games, Home Run.....	6, Morgan Ensberg, April 15-21, 2006 (7 HR)
Most Grand Slams.....	1 (several times), last, George Springer, Sept. 27, 2017 at TEX (Barnette)
Most Extra-Base Hits.....	4 (3x), last, Jose Altuve, May 17, 2017 at Miami (two doubles, two triples)
Most Total Bases.....	13 (3x), last, Morgan Ensberg, May 15, 2005 vs. San Francisco (three home runs, one single)
Most Runs Batted In.....	8, J.R. Towles, Sept. 20, 2007 at St. Louis
Most Consecutive Games, RBI.....	10, Lance Berkman, June 27-July 6, 2002 (19 RBI)
Most Walks (9 innings).....	4 (21x), last, Chris Carter, June 5, 2014 vs. Los Angeles (AL)
Most Walks (extra innings).....	6, Jeff Bagwell, Aug. 20, 1999 at Florida (16 inn.)
Most Consecutive Walks (9 innings).....	4 (8x), Chris Carter, June 5, 2014 vs. Los Angeles (AL)
	Lance Berkman, July 8, 2008 at Pittsburgh
	Bill Spiers, June 4, 1997 at Cincinnati
	Joe Ferguson, May 11, 1977 vs. Chicago (NL)
	Greg Gross, May 19, 1976 at St. Louis
	Johnny Edwards, Sept. 7, 1970 at SD (Gm 2)
	Jimmy Wynn, Sept. 19, 1969 vs. CIN
	Joe Morgan, May 19, 1967 vs. SF
Most Consecutive Walks (extra innings).....	5 (twice), Joe Morgan, June 2, 1966 at Cincinnati (12 inn., none intentional); Joe Ferguson, June 24, 1978 at San Diego (10 inn., three intentional)
Most Consecutive Games, Walk.....	11 (2x), Jimmy Wynn, July 6 (Gm. 1)-15, 1969 (18 walks); Joe Morgan, July 6-20, 1970 (14 walks)
Most Intentional Walks.....	3 (9x), last, Lance Berkman, Sept. 27, 2006 at Pittsburgh
Most Consec. Walks, one or more Games.....	6, Bill Spiers, June 3-5, 1997 (four intentional)
Most Strikeouts.....	5, (4x), last, Colby Rasmus, July 6, 2016 vs. SEA
Most Consecutive Games, no Strikeouts.....	40, Nellie Fox, August 12, 1964-June 9, 1965
Most Sacrifice Hits (9 innings).....	3 (5x), last, Andy Pettitte, July 15, 2006 at Florida
Most Sacrifice Hits (extra innings).....	3, Johnny Temple, May 24, 1963 at Chicago Cubs (12 inn.)
Most Sacrifice Flies.....	2 (several times), last, Josh Reddick, July 28, 2017 at Detroit
Most Hit by Pitch.....	3 (twice), Glenn Davis, April 9, 1990 vs. Cincinnati; Richard Hidalgo, April 19, 2000 at Los Angeles Dodgers
Most Ground into Double Play.....	3, Miguel Tejada, Sept. 10, 2009 vs. Atlanta
Most Stolen Bases (9 innings).....	4 (5x), last, Craig Biggio, Sept. 16, 1995 at Montreal
Most Stolen Bases (extra innings).....	4 (2x), Roger Cedeño, April 22, 2000 vs. San Diego (10 inn.) Brian Hunter, Sept. 28, 1995 at Chicago Cubs (11 innings)

INDIVIDUAL BATTING RECORDS - INNING

Most At-Bats.....	2 (several times), last, Brian McCann, Sept. 27, 2017 at Texas (6th inn.)
Most Runs Scored.....	2 (several times), last, Marwin Gonzalez, Sept. 25, 2017 at Texas (4th inn.)
Most Hits.....	2 (several times), last, Evan Gattis, Sept. 25, 2017 at Texas (4th inn.)
Most Singles.....	2 (several times), last, Marwin Gonzalez, Sept. 25, 2017 at Texas (4th inn.)
Most Doubles.....	2, Cesar Cedeño, April 8, 1973 (Gm 1) at Atlanta (6th inn., ties MLB record)
Most Triples.....	1 (several times), last, George Springer, Sept. 24, 2016 vs. Los Angeles (AL) (7th)
Most Home Runs.....	2 (twice), Jeff Bagwell, June 24, 1994 vs. Los Angeles Dodgers (6th inn., R. Martinez, Seanez) Lee May, April 29, 1974 vs. Chicago Cubs (6th inn., Hooton, Krummel)
Most Extra-Base Hits.....	2 (several times), last, George Springer, June 24, 2016 at Kansas City (1st inn., triple, grand slam)
Most Total Bases.....	8 (twice), Jeff Bagwell, June 24, 1994 vs. Los Angeles (6th inn., two home runs) Lee May, April 29, 1974 vs. Chicago Cubs (6th inn., two home runs)
Most Runs Batted In.....	4 (several times), last, George Springer, Sept. 27, 2017 at Texas (6th inn., grand slam)
Most Walks.....	2 (several times), last, Brian McCann, Aug. 4, 2017 vs. Toronto (4th inn.)
Most Intentional Walks.....	1 (several times)
Most Strikeouts.....	2 (3x), last, Carlos Correa, June 3, 2016 vs. Oakland (1st inn.)
Most Sacrifice Hits.....	1 (several times)
Most Sacrifice Flies.....	1 (several times)
Most Hit by Pitch.....	1 (several times)
Most Stolen Bases.....	2 (several times), last, Marwin Gonzalez, Sept. 2, 2017 vs. New York (NL) (2nd inn.)

INDIVIDUAL PITCHING RECORDS - CAREER

Most Seasons.....	13, Larry Dierker, 1964-76
Most Games.....	563, Dave Smith, 1980-90
Most Starts.....	320, Larry Dierker, 1964-76
Most Complete Games.....	106, Larry Dierker, 1964-76
Lowest Earned Run Average.....	3.13, Nolan Ryan, 1980-88 (min. 1500 innings)
Most Wins.....	144, Joe Niekro, 1975-85
Most Losses.....	117, Larry Dierker, 1964-76
Most Saves.....	225, Billy Wagner, 1996-2003
Highest Winning Percentage.....	.636 (143-82), Roy Oswalt, 2001-10 (min. 140 decisions)
Most Shutouts.....	25, Larry Dierker, 1964-76
Most Innings Pitched.....	2294.1, Larry Dierker, 1964-76
Most Hits Allowed.....	2090, Larry Dierker, 1964-76

HISTORY AND RECORDS

Most Runs Allowed	934, Joe Niekro, 1975-85
Most Earned Runs Allowed	837, Larry Dierker, 1964-76
Most Home Runs Allowed	177, Larry Dierker, 1964-76
Most Grand Slams Allowed	4, Joe Niekro, 1975-85
Most Walks Allowed	818, Joe Niekro, 1975-85
Most Intentional Walks Allowed	58, Ken Forsch, 1970-80
Most Strikeouts	1866, Nolan Ryan, 1980-88
Most Hit Batters	72, Darryl Kile, 1991-97
Most Wild Pitches	128, Joe Niekro, 1975-85
Most Balks	27, Jim Deshaies, 1985-91

INDIVIDUAL PITCHING RECORDS - SEASON

Most Games	83, Octavio Dotel, 2002
Most Consecutive Games (reliever)	9, Tom Dukes, July 3-12, 1968
Most Starts	40, Jerry Reuss, 1973
Most Complete Games	20, Larry Dierker, 1969
Consecutive Complete Games	9, J.R. Richard, July 29-Sept. 6, 1979
Lowest Earned Run Average	1.69, Nolan Ryan, 1981 (min. one IP per games played by team)
Highest Winning Pct.	.867, Brad Peacock, 2017 (13-2), min. .09 decisions/team game
Most Wins	22, Mike Hampton, 1999
Most Consecutive Wins	12, (2x), Wade Miller, July 7-Sept. 21, 2002 Mark Portugal, July 11-Oct. 2, 1993
Most Wins over One Team	5 (5x), Wade Miller, 2001 vs. Milwaukee (5-0) Shane Reynolds, 2001 vs. Chicago Cubs (5-0) Mike Scott, 1989 vs. Los Angeles Dodgers (5-2) Jim Golden, 1962 vs. New York Mets (5-0) Joe Niekro, 1979 vs. San Diego (5-0)
Most Wins over Different Teams	18, Mike Hampton, 1999 (MLB record)
Most Losses	20, Turk Farrell, 1962
Most Consecutive Losses	13, Jose Lima, April 10-July 4, 2000
Most Losses to Same Team	6, Dave Giusti, 1968 vs. Atlanta (0-6)
Most Saves	44 (2x), Jose Valverde, 2008 Billy Wagner, 2003
Most Shutouts	6, Dave A. Roberts, 1973
Most Consecutive Shutouts	3, J.R. Richard, 1980 (May 31 at SF, June 6 vs. SF, June 11 vs. Chicago Cubs)
Most 1-0 Shutout Wins	3 (3x), Bob Bruce, 1964; J.R. Richard, 1976; and Bob Knepper, 1981
Most Shutouts over Same Team	2 (21x), last, Jim Deshaies, 1989 vs. Cincinnati
Most Shutout Losses	8, Bob Bruce, 1965
Most Innings Pitched (Starter)	301.1, Larry Dierker, 1969
Most Innings Pitched (Reliever)	122.0, Danny Darwin, 1989
Consecutive Innings, No Relief	86, J.R. Richard, July 29-Sept. 11, 1979
Most Batters Faced	1218, J.R. Richard, 1976
Most Hits Allowed	271, Jerry Reuss, 1973
Most Consecutive Hitless Innings	16, Mike Scott, Sept. 20-Oct. 2, 1986
Most Consecutive Scoreless Innings	32.1, Roy Oswalt, Aug. 27th (2nd inning)-Sept. 11, 2008
Most Runs Allowed	152, Jose Lima, 2000
Most Earned Runs Allowed	145, Jose Lima, 2000
Most Home Runs Allowed	48, Jose Lima, 2000 (NL record)
Most Grand Slams Allowed	3, Brandon Backe, 2008 and Julio Solano, 1987
Most Walks Allowed	151, J.R. Richard, 1976
Most Consecutive Innings, No Walks	38, Robin Roberts, Aug. 31-Oct. 1, 1965
Most Intentional Walks Allowed	17, Todd Jones, 1995
Most Sacrifice Flies Allowed	13 (2x), Jim Deshaies, 1988 and Mark Lemongello, 1978
Most Sacrifice Hits Allowed	22, Bob Knepper, 1986
Most Strikeouts, Right-handed Starter	313, J.R. Richard, 1979
Most Strikeouts, Left-handed Starter	216, Dallas Keuchel, 2015
Most 10-Plus Strikeout Games	14 (2x), J.R. Richard, 1978 and 1979
Most Hit Batters	16 (2x), Jack Billingham, 1971 and Darryl Kile, 1996
Most Wild Pitches	21, Joe Niekro, 1985
Most Balks	7 (2x), Jim Deshaies, 1986 and Nolan Ryan, 1988
Most Stolen Bases Against	53, Mike Scott, 1990
Most Quality Starts	32, Mike Scott, 1986
Most Pickoffs	9, Greg Swindell, 1994 and 1995, and Jim Deshaies, 1991
Best Strikeout-to-Walk Ratio	5.32, Shane Reynolds, 1999
Most Opponent Ground Into Double Play	38, Mike Hampton, 1999

INDIVIDUAL PITCHING RECORDS - GAME

Most Hits Allowed in Shutout (9 innings)	10 (2x), Joaquin Andujar, June 26, 1976 vs. Cincinnati Ken Forsch, Sept. 29, 1971 at Los Angeles Dodgers
Most Hits Allowed in Shutout (extra innings)	8, J.R. Richard, July 6, 1976 vs. New York Mets (10 inn.)
Fewest Hits Allowed in Shutout (9 innings)	0 (7x), last, Mike Fiers, Aug. 21, 2015 vs. Los Angeles (NL)

Fewest Hits Allowed in Shutout (extra innings).....	4, Don Wilson, Aug. 3, 1973 (Game 1) at Cincinnati (10 inn.)
Most Strikeouts in Shutout.....	16, Randy Johnson, Aug. 28, 1998 vs. Pittsburgh
Most Walks Allowed in Shutout (9 innings).....	7 (3x), last, Bob Knepper, April 26, 1983 at Montreal
Most Walks Allowed in Shutout (extra innings).....	10, J.R. Richard, July 6, 1976 vs. New York Mets (10 inn) (ties MLB record)
Fewest Walks Allowed in Shutout (9 innings).....	0 (several times), last, Dallas Keuchel, May 30, 2015 vs. Chicago (AL)
Fewest Walks Allowed in Shutout (extra innings).....	1, Bo McLaughlin, July 25, 1976 vs. San Francisco (10 inn.)
Most Innings Pitched.....	13 (2x), Don Wilson, Sept. 7, 1972 at San Francisco (Complete-game victory) Ken Forsch, Sept. 24, 1971 at San Diego (Game 1, no-decision, 21 inn.)
Most Hits Allowed.....	18, Bob Forsch, Aug. 3, 1989 at Cincinnati
Most Consecutive Hits Allowed.....	9, Bob Forsch, August 3, 1989 at Cincinnati (1st inning)
Most Runs Allowed.....	12 (2x), Wade Miller, Aug. 23, 2000 vs. Chicago Cubs (8ER/4.2IP); Jose Lima, April 27, 2000 vs. Chicago Cubs (12ER/5IP);
Most Earned Runs Allowed.....	12, Jose Lima, April 27, 2000 vs. Chicago Cubs (12ER/5IP)
Most Home Runs Allowed.....	5, Jose Lima, April 27, 2000 vs. Chicago Cubs
Most Grand Slams Allowed.....	2, Brandon Backe, Aug. 16, 2008 vs. Arizona (Miguel Montero, Chris Young)
Most Walks Allowed.....	11, J.R. Richard, May 4, 1975 at San Francisco (Game 2)
Most Strikeouts.....	18, Don Wilson, July 14, 1968 at Cincinnati (Game 2)
Most Consecutive Strikeouts.....	8 (twice), Don Wilson, July 14, 1968 (Game 2) at Cincinnati; Jim Deshaies, Sept. 23, 1986 at Los Angeles
Most Hit Batters.....	4, Darryl Kile, June 2, 1996 at St. Louis (Ties modern MLB record)
Most Wild Pitches.....	6, J.R. Richard, April 10, 1979 vs. Los Angeles (Ties MLB record)

INDIVIDUAL PITCHING RECORDS - INNING

Most Home Runs Allowed.....	4 (2x), Collin McHugh, Aug. 19, 2016 at BAL (1st inn.); Jose Lima, April 27, 2000 vs. Chicago (NL) (1st inn., ties MLB record)
Most Consecutive HR allowed.....	3 (several times), last, Henry Sosa, Sept. 11, 2011 at Washington (3rd inn.)
Most Strikeouts.....	4 (several times), last, Ken Giles, Aug. 7, 2016 vs. Texas (9th inn. Mazara, Choo, Desmond, Profar) (ties MLB record)
Fewest Pitches for Three Strikeouts.....	9 (5x), last, Brandon Backe, April 15, 2004 vs. Milwaukee (ties MLB record)
Most Hit Batters.....	3, C.J. Nitkowski, Aug. 3, 1998 at Florida (8th inn., ties MLB record)
Most Wild Pitches.....	3 (4x), last, Joe Niekro, Aug. 2, 1985 vs. San Diego (6th inn.)

INDIVIDUAL RELIEF PITCHING RECORDS - CAREER

Most Games.....	562, Dave Smith, 1980-90
Most Wins.....	53, Dave Smith, 1980-90
Most Losses.....	47, Dave Smith, 1980-90
Most Innings Pitched.....	760, Dave Smith, 1980-90
Most Runs Allowed.....	251, Dave Smith, 1980-90
Most Earned Runs Allowed.....	211, Dave Smith, 1980-90
Most Hits Allowed.....	642, Dave Smith, 1980-90
Most Walks.....	258, Dave Smith, 1980-90
Most Strikeouts.....	694, Billy Wagner, 1995-2003
Most Saves.....	225, Billy Wagner, 1995-2003
Most Save Chances.....	263, Billy Wagner, 1995-2003
Highest Save Pct.....	85.6, Billy Wagner, 1995-2003
Most Games Finished.....	400, Dave Smith, 1980-90
Most Blown Saves.....	46, Dave Smith, 1980-90
Most Inherited Runners.....	302, Dave Smith, 1980-90
Most Inherited Runners Scored.....	95, Dave Smith, 1980-90
Lowest Inherited Runners Scored Pct (min 100 IR).....	20.8, Trevor Miller, 1998-2007

INDIVIDUAL RELIEF PITCHING RECORDS - SEASON

Most Games.....	83, Octavio Dotel, 2002
Most Consecutive Games (reliever).....	9, Tom Dukes, July 3-12, 1968
Most Wins.....	11 (5x), last, Doug Jones, 1992
Most Losses.....	10 (2x), last, Fernando Rodriguez, 2012
Most Innings Pitched.....	122, Danny Darwin, 1989
Most Runs Allowed.....	50, Jim Ray, 1972
Most Earned Runs Allowed.....	44 (3x), last, Brad Lidge, 2006
Most Hits Allowed.....	103, Joe Boever, 1992
Most Walks.....	52, Todd Jones, 1995
Most Strikeouts.....	157, Brad Lidge, 2004
Most Saves.....	44 (2x), last, Jose Valverde, 2008
Most Save Chances.....	51, Jose Valverde, 2008
Highest Save Pct.....	95.1, Billy Wagner, 2001
Most Games Finished.....	71, Jose Valverde, 2008
Most Blown Saves.....	9 (6x), last, Billy Wagner, 2000
Most Inherited Runners.....	70, Ken Forsch, 1974
Most Inherited Runners Scored.....	22 (2x), last, Ricky Stone, 2003
Lowest Inherited Runners Scored Pct.....	3.0, Wilton Lopez, 2010 (11RS/33IR)
Most Inherited Runners, None Scoring.....	11, Jose Valverde, 2009

TEAM OFFENSIVE RECORDS - SEASON

Most Total Players Used.....	50 (2x), last, 2013
Fewest Total Players Used.....	32, 1972
Highest Batting Average.....	.282, 2017
Lowest Batting Average.....	.220, 1963
Most .300 Hitters.....	4, 1998 (Craig Biggio .325, Derek Bell .314, Moises Alou, .312, Jeff Bagwell .304)
Highest Slugging Percentage.....	.478, 2017
Lowest Slugging Percentage.....	.301, 1963
Most At-Bats.....	5641, 1998
Fewest At-Bats.....	3693, 1981
Most Runs Scored.....	938, 2000
Fewest Runs Scored.....	394, 1981
Most Runs Scored, Month.....	201, September/October 2000
Most Consecutive Games Scoring, Season.....	101, June 13-Oct. 7, 2001
Most Consecutive Games Scoring, One or More Seasons.....	122, June 13, 2001-April 25, 2002
Most Consecutive Games, Shut Out.....	4 (2x), last, Sept. 9-11, 1966 (Lost 0-7, 0-1, 0-4, 0-1 at Los Angeles)
Most Consecutive Innings, Shut Out.....	43, September 7-13, 1966 (over six games)
Most Hits.....	1581, 2017
Fewest Hits.....	984, 1981
Most Singles.....	1097, 1984
Fewest Singles.....	702, 1994
Most Doubles.....	346, 2017
Fewest Doubles.....	160, 1981
Most Triples.....	67 (2x), last, 1984
Fewest Triples.....	16, 2013
Most Home Runs.....	249, 2000 (NL record)
Most Home Runs, Home.....	135, 2000
at Colt Stadium.....	44, 1962
at Astrodome.....	82, 1998
at Minute Maid Park.....	135, 2000
Most Home Runs, Road.....	123, 2017
Most Home Runs vs. One Club.....	37, 2015 vs. Seattle
Most Home Runs vs. One Club, home.....	21, 2015 vs. Seattle
at Colt Stadium.....	9 (2x), 1962 vs. Milwaukee/Atlanta and Los Angeles
at Astrodome.....	11, 1966 vs. Chicago Cubs
at Minute Maid Park.....	21, 2015 vs. Seattle
Most Home Runs vs. One Club, Road.....	19, 2002 at Cincinnati
Fewest Home Runs.....	45, 1981
Fewest Home Runs, Home.....	15, 1979
at Colt Stadium.....	25, 1963
at Astrodome.....	15, 1979
at Minute Maid Park.....	46, 2011
Fewest Home Runs, Road.....	29, 1981
Fewest Home Runs vs. One Club (min. 2 series).....	0, 2010 vs. Atlanta Braves
Fewest Home Runs vs. One Club, home.....	0 (several times)
at Colt Stadium.....	0 (several times), 1964, last, vs. Los Angeles, New York Mets, Philadelphia, Chicago Cubs, St. Louis, Cincinnati, Pittsburgh
at Astrodome.....	0 (several times), last, 1998 vs. Los Angeles, Atlanta and Colorado
at Minute Maid Park.....	0 (several times), last, 2014 vs. Cleveland and Washington
Fewest Home Runs vs. One Club, road (min. 2 series).....	0 (several times), last, 2014 at Arizona, Washington, New York Mets and Seattle
All-Time Home Runs.....	6972, 1962-17
All-Time Home Runs, Home.....	3213, 1962-17
at Colt Stadium.....	98, 1962-64
at Astrodome.....	1447, 1965-99
at Minute Maid Park.....	1667, 2000-17
All-Time Home Runs, Road.....	3759, 1962-17
Most Grand Slam Home Runs.....	7 (2x), 2001 and 2007
Most Extra Base Hits.....	604, 2017 (346 doubles, 20 triples, 238 home runs)
Fewest Extra Base Hits.....	240, 1981 (160 doubles, 35 triples, 45 home runs)
Most Total Bases.....	2681, 2017
Fewest Total Bases.....	1313, 1981
Most Runs Batted In.....	900, 2000
Fewest Runs Batted In.....	369, 1981
Most Walks.....	728, 1999
Fewest Walks.....	340, 1981
Most Walks, Two Consecutive Games.....	25, April 28-29, 2000 at Milwaukee (11 and 14) (ties NL record)
Most Intentional Walks.....	88, 1967
Fewest Intentional Walks.....	17, 2013
Most Strikeouts.....	1535, 2013
Fewest Strikeouts.....	488, 1981
Most Sacrifice Hits.....	109, 1979
Fewest Sacrifice Hits.....	11, 2017
Most Sacrifice Flies.....	61 (2x), 2017 and 2000
Fewest Sacrifice Flies.....	27, 1963
Most Hit by Pitch.....	100, 1997 (modern NL record)

Fewest Hit by Pitch	8, 1981
Most Ground into Double Play	154, 2000
Fewest Ground into Double Play	69, 1981
Most Left on Base (since 1974)	1252, 1999
Fewest Left on Base (since 1974)	795, 1981
Most Stolen Bases	198, 1988
Fewest Stolen Bases	39, 1963
Highest Stolen Base Percentage	78.1, 2011 (118 steals in 151 attempts)
Lowest Stolen Base Percentage	45.5, 1964 (40 steals in 88 attempts)
Most Caught Stealing	95 (2x), 1979 and 1983
Fewest Caught Stealing	27, 2002

TEAM OFFENSIVE RECORDS - GAME

Most Total Players Used Both Teams	53, Sept. 2, 1986 at Chicago Cubs (CHC 27, HOU 26) (NL Record)
Most Total Players Used	26 (2x), last, Sept. 20, 1989 at Atlanta
Most At-Bats (9 innings)	51, May 13, 2009 at Colorado
Most Runs Scored	21, Oct. 2, 2015 at Arizona (HOU 21, ARI 5)
Most Runs Scored, Both Teams	29 (2x), June 3, 1987 at Chicago Cubs (CHC 22, HOU 7); July 29, 2007 vs. San Diego (SD 18, HOU 11)
Most Hits (9 innings)	25, May 30, 1976 at Atlanta (Gm 2)
Most Hits (extra innings)	25, July 2, 1976 at Cincinnati (Gm 1) (14 inn.)
Most Singles	23, May 30, 1976 at Atlanta (Gm 2)
Most Doubles	10, May 11, 1999 vs. Pittsburgh
Most Triples	3 (13x), last, Aug. 23, 2013 vs. Toronto
Most Home Runs, Home (9 innings)	6 (6x), last, Sept. 26, 2015 vs. Texas
Most Home Runs, Road (9 innings)	7, Sept. 9, 2000 at Chicago Cubs
Most Home Runs, Home (extra innings)	5, June 21, 2001 vs. Cincinnati (11 inn.)
Most Home Runs, Road (extra innings)	5 (2x), last, May 2, 2001 at New York Mets (10 inn.)
Most Home Runs, Both Teams-Home (9 innings)	9, May 2, 2015 vs. Seattle (SEA 4HR, HOU 5HR)
Most Home Runs, Both Teams-Road (9 innings)	10, May 21, 2005 at Texas (HOU 2HR, TEX 8HR)
Most Home Runs, Both Teams-Home (extra innings)	9, June 21, 2001 vs. Cincinnati (CIN 4HR, HOU 5HR) (11 inn.)
Most Home Runs, Both Teams-Road (extra innings)	8, Aug. 29, 2005 at Atlanta (HOU 5HR, ATL 3HR)
Most Grand Slams	2 (2x), June 8, 2014 at Minnesota (Chris Carter, Jon Singleton) July 30, 1969 at New York Mets (Gm 1) (Denis Menke, Jimmy Wynn) (ties NL record)
Most Grand Slams, Both Clubs	3, June 3, 1987 at Chicago Cubs (CHC 2GS, HOU 1GS) (ties MLB record)
Most Extra Base Hits	11 (2x), last, July 18, 2001 vs. St. Louis (five doubles, two triples, four home runs)
Most Total Bases	44, Sept. 9, 2000 at Chicago Cubs (eight singles, four doubles, seven home runs)
Most Runs Batted In	19 (2x), last, May 11, 1999 vs. Pittsburgh
Most Walks (9 innings)	14, April 29, 2000 at Milwaukee
Most Walks (extra innings)	17, Aug. 20, 1999 at Florida (16 inn.)
Most Walks, Both Teams (9 innings)	26, May 4, 1975 (Game 2) at San Francisco (13 each) (NL record)
Most Walks, Both Teams (extra innings)	25, Aug. 20, 1999 at Florida (16 inn.) (HOU 17BB, FLA 8BB)
Most Intentional Walks	7, July 15, 1984 vs. Philadelphia (16 inn.) (ties MLB record)
Most Strikeouts	21, Aug. 20, 1999 at Florida
Most Strikeouts, Both Clubs	40, Aug. 1, 2016 vs. Toronto (Astros 18, Toronto 22) (14 innings)
Most Sacrifice Hits	4 (several times), last, July 7, 2007 vs. New York Mets
Most Sacrifice Flies	4 (3x), last, May 3, 2009 at Atlanta
Most Hit by Pitch	5, April 19, 2000 at Los Angeles Dodgers (ties MLB record)
Most Hit by Pitch, Both Teams	6, Sept. 16, 2000 vs. Pittsburgh (10 inn.) (PIT 4HBP, HOU 2HBP)
Most Ground into Double Play	5, July 13, 1962 at Pittsburgh
Most Left on Base (9 innings)	16 (4x), last, May 4, 2017 vs. Texas
Most Left on Base (extra innings)	25, July 11, 1970 vs. San Francisco (14 inn.)
Most Stolen Bases	8, May 23, 1990 vs. Pittsburgh
Most Caught Stealing (9 innings)	4, October 2, 1991 at San Francisco
Most Caught Stealing (extra innings)	4, Aug. 11, 2011 at Arizona

TEAM OFFENSIVE RECORDS - INNING

Most At-Bats	13, May 31, 1975 at Philadelphia (8th inn.)
Most Runs	12, May 31, 1975 at Philadelphia (8th inn.)
Most Hits	10, May 31, 1975 at Philadelphia (8th inn.)
Most Consecutive Hits	8 (3x), last, July 10, 2003 vs. Cincinnati (7 singles, 1 double)
Most Singles	8, June 2, 1966 at Cincinnati (12th inn.)
Most Consecutive Singles	8, June 2, 1966 at Cincinnati (12th inn.)
Most Home Runs	4 (2x), last, Sept. 8, 2004 vs. Cincinnati (1st inn. Biggio, Bagwell, Berkman, Lamb)
Most Consecutive Home Runs	3 (5x), July 24, 1984 at San Francisco (5th inn., Cabell, Garner, Cruz) June 14, 2000 at Colorado (8th inn., Alou, Hidalgo, Eusebio) July 19, 2003 at Cincinnati (1st inn., Berkman, Hidalgo, Ensberg) Aug. 31, 2004 at Cincinnati (5th inn., Berkman, Bagwell, Beltran) May 2, 2008 vs. Milwaukee (6th inn., Tejada, Berkman, Lee)
Most Grand Slams	2, July 30, 1969 at New York Mets (9th inn., Menke, Wynn) (ties MLB record)
Most Runs Batted In	12, May 31, 1975 at Philadelphia (8th inn.)
Most Sacrifice Hits... 3 (3x), June 26, 2005 vs. Texas (7th inn.) April 29, 1975 at San Diego (7th inn.) and July 6, 1975 at Atlanta; (9th inn.) (ties MLB record)	
Most Hit by Pitch	3 (2x), Sept. 13, 1997 vs. Los Angeles (1st inn.) and August 13, 2008 vs. San Francisco (6th inn.) (ties modern MLB record)
Most Caught Stealing	2 (several times), last, May 4, 2009 at Washington (1st inn.)

TEAM PITCHING RECORDS - SEASON

Most Pitchers Used	28, 2014
Fewest Pitchers Used	12, 1981
Most Complete Games	55, 1979
Fewest Complete Games	1 (2x), 2017 and 2003
Most Consecutive Complete Games	6 (2x), last, Aug. 27-Sept. 1, 1976 (McLaughlin, Dierker, Sambito, Larson, Richard, McLaughlin)
Lowest Earned Run Average	2.66, 1981
Highest Earned Run Average	5.41, 2000
Most Saves, Season	51, 1986
Fewest Saves, Season	18, 1974
Most Shutouts, Season	19 (3x), last, 1986
Most Consecutive Shutouts	3 (3x), last, Sept. 30-Oct. 2, 2012
Most Hits Allowed	1596, 2000
Fewest Hits Allowed	842, 1981
Fewest Hits Allowed, Two Consecutive Games	2 (3x), last, Sept. 24-25, 1986 vs. San Francisco (2 hits, 0 hits)
Most Runs Allowed	944, 2000
Fewest Runs Allowed	331, 1981
Most Consecutive Innings, No Runs Allowed	32 (twice), Aug. 15-17 (Gm 2), 1980 (over three games); July 6-12, 1997 (over four gms.)
Most Earned Runs	864, 2000
Fewest Earned Runs Allowed	293, 1981
Most Home Runs Allowed	234, 2000
Most Home Runs Allowed, Home	131, 2000
Colt Stadium	44, 1964
Astrodome	71, 1998
Minute Maid Park	131, 2000
Most Home Runs Allowed, Road	108, 2016
Most HR Allowed vs. One Club	33, 2007 vs. Milwaukee
Most HR Allowed vs. One Club, Home	18 (2x), 2001 vs. Chicago Cubs and Cincinnati
Colt Stadium	12, 1963 vs. Milwaukee/Atlanta
Astrodome	13 (2x), 1966 vs. Pittsburgh and 1972 vs. Cincinnati
Minute Maid Park	18 (2x), 2001 vs. Chicago Cubs and Cincinnati
Most HR Allowed vs. One Club-Road	21, 1987 vs. San Francisco
Home Runs Allowed All-Time	7321, 1962-17
Home Runs Allowed All-Time, Home	3245, 1962-17
Colt Stadium	119, 1962-64
Astrodome	1481, 1965-99
Minute Maid Park	1638, 2000-17
Home Runs Allowed All-Time, Road	4076, 1962-17
Fewest Home Runs Allowed	40, 1981
Fewest Home Runs Allowed, Home	9, 1981
Colt Stadium	34, 1963
Astrodome	9, 1981
Minute Maid Park	66, 2010
Fewest Home Runs Allowed, Road	31, 1981
Fewest Home Runs Allowed vs. One Club, Home (min. two series)	0, (several times), last, 1992 vs. Cincinnati, Atlanta and San Diego
Fewest Home Runs Allowed vs. One Club, Road (min. two series)	0 (several times), last, 1992 vs. Los Angeles Dodgers
Most Consecutive Games, No HR Allowed	17, May 11-29, 1981
Most Consecutive Innings, No HR Allowed	176, May 10-30, 1981
Most Grand Slams Allowed	10, 2001
Most Walks Allowed	679, 1975
Fewest Walks Allowed	300, 1981
Most Intentional Walks Allowed	94, 1989
Fewest Intentional Walks Allowed	17 (2x), 2017 and 1999
Most Sacrifice Hits Allowed	99, 1964
Most Sacrifice Flies Allowed	64, 2000
Most Strikeouts	1396, 2016
Fewest Strikeouts	610, 1981
Most Hit Batters	74, 2003
Fewest Hit Batters	11, 1981
Most Wild Pitches	98, 2016
Fewest Wild Pitches	22, 2008
Most Balks	34, 1988
Fewest Balks, Season	0, 1999 (Ties ML Record)

TEAM PITCHING RECORDS - GAME

Most Pitchers Used (9 innings)	9, Sept. 25, 2006 at Philadelphia
Most Pitchers Used (extra innings)	10, Sept. 28, 1995 at Chicago Cubs (11 inn.)
Most Pitchers Used in Game, Both Teams (9 innings)	16 (2x), Sept. 25, 2006 at Philadelphia (HOU 9, PHI 7) Sept. 28, 2002 at San Francisco (HOU 8, SF 8)
Most Pitchers Used in Game, Both Teams (extra innings)	18 (3x), May 11, 2016 vs. Cleveland (16 inn., HOU 5, CLE 3) Aug. 15, 2006 vs. Chicago Cubs (18 inn., HOU 8, CHC 10) Sept. 28, 1995 at Chicago Cubs (11 inn., HOU 10, CHC 8)
Most Hits Allowed	26, Aug. 3, 1989 at Cincinnati
Fewest Hits Allowed	0 (11x), last, Aug. 21, 2015 vs. Los Angeles (NL) (Mike Fiers)
Most Runs Allowed	22, June 3, 1987 at Chicago Cubs
Most Earned Runs Allowed	22, June 3, 1987 at Chicago Cubs
Most Home Runs Allowed	8, May 21, 2005 at Texas
Most Grand Slams	2 (4x), Aug. 16, 2008 vs. Arizona (1st inn. -Miguel Montero off Brandon Backe, 6th inn. -Chris Young off Brandon Backe) July 4, 2004 vs. Texas (6th inn. -Hank Blalock off Tim Lincecum, 9th inn. -Mark Teixeira off Chad Harville) June 3, 1987 at Chicago Cubs (1st inn. -Brian Dayett off Bob Knepper, 6th inn. -Keith Moreland off Julio Solano) May 2, 1987 at Atlanta (6th inn. -Graig Nettles off Aurelio Lopez, 7th inning -Dion James off Julio Solano)
Most Walks (9 innings)	13, May 4, 1975 at San Francisco (Gm 2) (J.R. Richard 11, Wayne Granger 2)
Most Walks (extra innings)	13 (2x), last, Sept. 9, 2017 at Oakland (Game 1)
Most Sacrifice Flies Allowed	4 (2x), last, May 5, 1982 at Cincinnati
Most Strikeouts	23, May 31, 2003 at Chicago Cubs (16 inn.)
Most Hits Allowed in Shutout (9 innings)	11 (3x), last, July 12, 2009 vs. Washington (Moehler 7, Arias 3, Valverde 1)
Most Hits Allowed in Shutout (extra innings)	11 (2x), last, June 16, 1972 vs. Philadelphia (11 inn.) (Wilson 5, Griffin 6)
Fewest Hits Allowed in Shutout (9 innings)	0 (8x), last, Aug. 21, 2015 vs. Los Angeles (NL) (Mike Fiers)
Fewest Hits Allowed in Shutout (extra innings)	1, July 22, 1986 vs. Montreal (Nolan Ryan 1, Dave Smith 0) (10 inn.)
Most Walks Allowed in Shutout (9 innings)	8, April 26, 1980 vs. New York Mets (Joe Niekro 6, Frank LaCorte 2)
Most Walks Allowed in Shutout (extra innings)	10, July 6, 1976 vs. New York Mets (J.R. Richard 10) (10 inn.) (Ties NL Record)
Fewest Walks Allowed in Shutout (9 innings)	0 (several times), last, May 26, 2017 vs. Baltimore
Fewest Walks Allowed in Shutout (extra innings)	1 (4x), last, April 19, 1992 vs. San Diego (11 inn.) (1 IBB - Osuna)
Most Hit Batters	4 (3x), last, April 12, 2015 at Texas
Most Wild Pitches	6, April 10, 1979 vs. Los Angeles Dodgers

TEAM PITCHING RECORDS - INNING

Most Hits Allowed	16, Aug. 3, 1989 at Cincinnati (1st inn.) (Modern MLB record)
Most Runs Allowed	14, August 3, 1989 at Cincinnati (1st inn.)
Most Strikeouts	4 (5x), last, Aug. 7, 2016 vs. Texas (Giles - Mazara, Choo, Desmond, Profar, 9th inn.)
Most Hit Batters	3, Aug. 3, 1998 at Florida (8th inn., Nitkowski, consecutive) (ties MLB record)

INDIVIDUAL PINCH-HITTING RECORDS

Most Games, Season	88, Orlando Palmeiro, 2006
Highest Batting Average, Season455, Bill Spiers, 1997 (15x33) (Min. 25 PA)
Highest Batting Average, Career303, Kevin Bass, 1983-1994 (60x198) (Min. 150 PA)
Most At-Bats, Season	80, Orlando Palmeiro, 2006
Most At-Bats, Career	300, Denny Walling, 1977-92
Most Hits, Season	20 (2x), Orlando Palmeiro, 2006 and Ken Boswell, 1976
Most Hits, Career	82, Denny Walling, 1977-92
Most Consecutive Pinch-Hits	6, Phil Garner, July 27-Aug. 21, 1985
Most Runs Batted In, Game	4 (several times), last, Brian Bogusevic, Aug. 16, 2011 vs. Chicago Cubs
Most Runs Batted In, Season	17, Orlando Merced, 2001
Most Runs Batted In, Career	63, Denny Walling, 1977-92
Most Home Runs, Season	5, Cliff Johnson, 1974
Most Home Runs, Career	9, Cliff Johnson, 1974-77
Most Walks, Season	11 (4x), last, Jason Michaels, 2009
Most Walks, Career	34, Denny Walling, 1977-92

TEAM PINCH-HITTING RECORDS - SEASON

Highest Average294, 1995 (73x248)
Lowest Average118, 2014 (9x76)
Most At-Bats	274, 1991
Most Hits	73, 1995
Most Consecutive At-Bats, No Hit	35, May 10-June 24, 1980
Most Consecutive Plate App., No Hits	44, May 10-June 24, 1980
Most Runs Batted In	51, 1995
Most Home Runs	9, 1995
Most Walks	44, 1991

TEAM ROOKIE HITTING RECORDS

Most Games.....	157, Joe Morgan, 1965
Highest Batting Average.....	.314, Greg Gross, 1974 (185x589) (min. 3.1 PA/Team G)
Most At-Bats.....	601, Joe Morgan, 1965
Most Runs Scored.....	100, Joe Morgan, 1965
Most Hits, Game.....	6, Joe Morgan, July 8, 1965 at Milwaukee, (12 inn.) (Ties National League Record)
Most Hits.....	185, Greg Gross, 1974
Most Singles.....	160, Sonny Jackson, 1966
Most Doubles.....	43, Yuli Gurriel, 2017
Most Triples.....	12, Joe Morgan, 1965
Most Home Runs.....	22, Carlos Correa, 2015
Home Run in First MLB At-Bat (rookies only).....	(4x), Mark Saccomanno, Sept. 8, 2008 vs. PIT Charlton Jimerson, Sept. 4, 2006 at PHI Dave Matranga, June 27, 2003 vs. TEX Jose Sosa, July 30, 1975 vs. SD
Most Grand Slams.....	1 (several players), last, Jon Singleton, 2014
Most Extra-Base Hits.....	62, Yuli Gurriel, 2017
Most Total Bases.....	257, Yuli Gurriel, 2017
Most Runs Batted In.....	82, Jeff Bagwell, 1991
Most Walks.....	97, Joe Morgan, 1965
Most Strikeouts.....	134, Jon Singleton, 2014
Most Stolen Bases.....	49, Sonny Jackson, 1966

TEAM ROOKIE PITCHING RECORDS

Most Games.....	78 (2x), Ricky Stone, 2002, and Brad Lidge, 2003
Most Starts.....	32 (2x), Chris Holt, 1997, and Lucas Harrell, 2012
Most Complete Games.....	9, Joaquin Andujar, 1976
Lowest Earned Run Average.....	2.53, Ken Forsch, 1971 (min. 1IP/Team Game)
Highest Winning Percentage.....	.824, Roy Oswalt, 2001 (14-3) (min. 0.09 Decisions/Team Game)
Highest Win Pct., Left-hander.....	.706, Jim Deshaies, 1986 (12-5) (min. 0.09 Decisions/Team Game)
Most Wins.....	15, Jeriome Robertson, 2003 (15-9)
Most Wins, Left-hander.....	15, Jeriome Robertson, 2003 (15-9)
Most Wins, Right-hander.....	14, Roy Oswalt, 2001 (14-3)
Most Losses.....	14, Mark Lemongello, 1977
Most Saves.....	20, Frank DiPino, 1983
Most Shutouts.....	4, Joaquin Andujar, 1976
Last Rookie Shutout.....	Brett Oberholtzer, Sept. 1, 2013 vs. Seattle
Most Innings Pitched.....	214.2, Mark Lemongello, 1977
Most Hits Allowed.....	237, Mark Lemongello, 1977
Fewest Hits Allowed in a Start.....	0 (2x), Darryl Kile, April 24, 1991 vs. CIN (6IP), Don Wilson, June 18, 1967 vs. Atlanta (9IP)
Most Home Runs Allowed.....	23 (2x), Jeriome Robertson, 2003; Ezequiel Astacio, 2005
Most Walks Allowed.....	93, Tom Griffin, 1969
Most Strikeouts, Game.....	15 (2x), J.R. Richard, Sept. 5, 1971, at San Francisco (Gm 2) Don Wilson, June 18, 1967 vs. Atlanta
Most Strikeouts, Major League Debut.....	15, J.R. Richard, Sept. 5, 1971 at San Francisco (Gm 2) (Ties ML Record)
Most Strikeouts, Season.....	200, Tom Griffin, 1969

INDIVIDUAL DEFENSIVE RECORDS

Most Games, Season.....	162 (3x), last, Craig Biggio and Jeff Bagwell, 1996
Catcher.....	151, Johnny Edwards, 1969
First Base.....	162, Jeff Bagwell, 1996
Second Base.....	162, Craig Biggio, 1996 and Bill Doran, 1987
Third Base.....	160, Ken Caminiti, 1989
Shortstop.....	158, Miguel Tejada, 2009
Outfield.....	160, Steve Finley, 1992, Jose Cruz, 1983-84, Lance Berkman, 2004
Pitcher.....	83, Octavio Dotel, 2002
Most Putouts, Season.....	1404, Jeff Bagwell, 1997
Catcher.....	1135, Johnny Edwards, 1969
First Base.....	1404, Jeff Bagwell, 1997
Second Base.....	361, Craig Biggio, 1996
Third Base.....	150, Bob Aspromonte, 1962
Shortstop.....	275, Roger Metzger, 1971
Outfield.....	446, Cesar Cedeno, 1974
Pitcher.....	33, Brett Myers, 2011
Most Assists, Season.....	533, Dickie Thon, 1983
Catcher.....	81, John Bateman, 1963
First Base.....	143, Jeff Bagwell, 2001
Second Base.....	504, Craig Biggio, 1997
Third Base.....	357, Doug Rader, 1970
Shortstop.....	533, Dickie Thon, 1983
Outfield.....	22, Richard Hidalgo, 2003
Pitcher.....	57, Mike Hampton, 1997

Most Errors, Season	37, Sonny Jackson, 1966
Catcher	23, John Bateman, 1963
First Base	17, Curt Blefary, 1969 and Cesar Cedeno, 1979
Second Base	27, Joe Morgan, 1965
Third Base	29, Enos Cabell, 1980
Shortstop	37, Sonny Jackson, 1966
Outfield	14, Jose Cruz, 1979 and Jesus Alou, 1969
Pitcher	10, J.R. Richard, 1976
Most Total Chances, Season	1552, Jeff Bagwell, 1997
Catcher	1221, Johnny Edwards, 1969
First Base	1552, Jeff Bagwell, 1997
Second Base	867, Joe Morgan, 1965
Third Base	522, Doug Rader, 1970
Shortstop	819, Dickie Thon, 1983
Outfield	460, Cesar Cedeno, 1974
Pitcher	76, Mike Hampton, 1997
Most Double Plays, Season	141, Jeff Bagwell, 1999
Catcher	16, Brad Ausmus, 1997
First Base	141, Jeff Bagwell, 1999
Second Base	117, Craig Biggio, 1999
Third Base	39, Doug Rader, 1970
Shortstop	114, Dickie Thon, 1983
Outfield	8, Jimmy Wynn, 1968
Pitcher	9, Shane Reynolds, 1998
Most Triple Plays, Season	2, Roger Metzger, 1971 and 1978
Catcher	1, Joe Ferguson, 1978
First Base	1 (8x), last, Chris Carter, 2015
Second Base	1 (6x), last, Jose Altuve, 2015
Third Base	1 (6x), last, Jonathan Villar, 2015
Shortstop	2 (2x), Roger Metzger, 1971 and 1978
Outfield	1, Mike Simms, 1991
Pitcher	no Astros pitcher has been involved in a triple play
Highest Fielding Percentage, Season (minimum 108 games)	1.000, Terry Puhl, 1979 and 1989
Catcher	.999, Brad Ausmus, 2005
First Base	.996, Lance Berkman, 2008
Second Base	.993, Jose Altuve, 2015
Third Base	.973, Bob Aspromonte, 1964
Shortstop	.990, Adam Everett, 2006
Outfield	1.000, Terry Puhl, 1979 and 1989
Pitcher	1.000 (several pitchers), last, Dallas Keuchel and Collin McHugh, 2016
Most Passed Balls	21, John Bateman, 1966

TEAM DEFENSIVE RECORDS

Highest Fielding Percentage, Season	.989, 2008 (4276 putouts, 1596 assists, 67 errors)
Lowest Fielding Percentage, Season	.972, 1966 (4331 putouts, 1664 assists, 174 errors)
Most Putouts, Season	4448, 1980
Fewest Putouts, Season	2970, 1981
Most Assists, Season	1880, 1975
Fewest Assists, Season	1206, 1981
Most Errors, Game	7 (2x), June 12, 1978 vs. Pittsburgh and July 30, 1979 vs. San Francisco
Most Errors, Season	174, 1966
Fewest Errors, Season	67, 2008 (NL Record)
Most Games, No Errors, Season	113, 2008
Most Consecutive Games, No Errors, Season	14, June 5-20, 2006
Most Consecutive Innings, No Errors, Season	135, June 5-21 (9th inn.), 2006 (over 15 games)
Most Total Chances, Season	6392, 1975
Fewest Total Chances, Season	4263, 1981
Most Double Plays, Game	7, May 4, 1969 vs. San Francisco (MLB record)
Most Double Plays, Season	175, 1999
Fewest Double Plays, Season	11, 1971
Most Triple Plays, Season	2 (2x), 1971 and 1991
Most Passed Balls, Game	6, May 12, 1996 at Montreal (Ties Modern MLB Record)
Most Passed Balls, Season	38, 1984
Fewest Passed Balls, Season	4 (3x), 2001, 2003, and 2004
Most Errorless Total Chances, Season	6255, 1975
Fewest Errorless Total Chances, Season	4176, 1981

ASTROS WIN-LOSS RECORDS

Highest Winning Percentage, Season	.630, 1998 (102-60)
Lowest Winning Percentage, Season	.315, 2013 (51-111)
Most Wins, Month	23, Sept./Oct. 2004 (23-7), 1986 (23-9), 1985 (23-12)
Most Wins, Season	102, 1998 (102-60)

HISTORY AND RECORDS

Most Wins, Season-Home.....	55 (2x), 1980 (55-26); 1998 (55-26)
Most Wins, Season-Road.....	53, 2017 (53-28)
Fewest Wins, Month.....	2, April 1995 (2-3)
Fewest Wins, Full Month.....	3, July 2012 (3-24)
Fewest Wins, Season.....	51, 2013 (51-111)
Fewest Wins, Season-Home.....	24, 2013 (24-57)
Fewest Wins, Season-Road.....	20, 2012 (20-61)
Most Consecutive Wins, Season.....	12 (2x), last, Aug. 27-Sept. 8, 2004
Most Consecutive Wins, Home.....	18, Aug. 23-Oct. 3, 2004
Most Consecutive Wins, Road.....	11, May 14-June 5, 2017
Most Consecutive Wins, Start of Season.....	6, April 6-12, 1987
Most Games without Three Consecutive Wins, Start of Season.....	99, April 4-July 24, 2000
Most Losses, Month.....	24 (twice), July 1962 (5-24), July 2012 (3-24)
Most Losses, Season.....	111, 2013 (51-111)
Most Losses, Season-Home.....	57, 2013 (24-57)
Most Losses, Season-Road.....	61, 2012 (20-61)
Fewest Losses, Month.....	5, April 1980 (13-5)
Fewest Losses, Season.....	49, 1994 (66-49)
Fewest Losses, Season-Home.....	20, 1981 (31-20)
Fewest Losses, Season-Road.....	27, 1994 (29-27)
Most Consecutive Losses, Season.....	15, Sept. 14-29, 2013
Most Consecutive Losses, Home.....	11, July 23-August 17, 1966
Most Consecutive Losses, Road.....	14 (2x), Sept. 1, 1996-April 9, 1997 and Sept. 29, 1968-April 30, 1969
Most Consecutive Losses, Start of Season.....	9, April 5-13, 1983
Most Ties, Season.....	2, 1962, April 25, 1962 vs. St. Louis (5-5) and Sept. 9, 1962 vs. New York Mets (7-7)
Longest Tie Game, Innings.....	17.0, April 25, 1962 vs. St. Louis (5-5)
All-Time Ties.....	5, April 25, 1962 vs. STL (5-5, 17 inn.-called due to curfew Sept. 9, 1962 vs. NYM (7-7, 8 inn.-called due to rain) July 16, 1966 at ATL (1-1, 5 inn.-called due to rain) Aug. 25, 1975 at STL (3-3, 10 inn.-called due to rain) June 30, 2005 at CIN (2-2, 7 inn.-called due to rain)
Most Games, Homestand-Start of Season.....	15, April 7-22, 1992 (9-6) (Ties MLB Record)
Most Games Won, Homestand.....	10 (3x), June 1-11, 1989 (10-1) July 24-August 5, 1979 (10-3) May 16-28, 1969 (10-1)
Most Games Lost, Homestand.....	10, July 15-25, 1962 (3-10)
Highest Winning Percentage, Homestand (Min. two teams).....	1.000 (9x), Aug. 24-31, 1977, (7-0, vs. PHI 2-0, MON 3-0, NYM 2-0); June 6-11, 1980, (6-0, vs. SF 3-0, CHC 3-0); Aug. 19-24, 1980, (6-0, vs. PIT 3-0, CHC 3-0); Aug. 28-Sept. 2, 1981, (7-0, vs. PHI 4-0, NYM 3-0); Aug. 2-5, 1985, (4-0, vs. SD 3-0, SF 1-0); April 6-12, 1987, (6-0, vs. LAD 3-0, MON 3-0); Aug. 14-20, 1987, (7-0, vs. ATL 4-0, STL 3-0); June 3-8, 2003, (6-0, vs. BAL 3-0, TB 3-0); Aug. 20-25, 2004 (6-0, 3-0 vs. PIT, 3-0 vs. CIN); Sept. 27-Oct. 3, 2004 (6-0, 3-0 vs. STL, 3-0 vs. COL)
Lowest Winning Percentage, Homestand (Min. two teams).....	.000, April 5-10, 1983 (0-6) and June 29-July 10, 2012 (0-7)
Most Games, Road Trip.....	26, July 27-Aug. 23, 1992 (12-14)
Most Games Won, Road Trip.....	12, July 27-Aug. 23, 1992 (12-14)
Most Games Lost, Road Trip.....	14 (3x), June 12-26, 1963 (2-14); Aug. 29-Sept. 11, 1966 (3-14); July 27-Aug. 23, 1992 (12-14)
Highest Winning Percentage, Road Trip (Min. two teams).....	1.000 (6x), April 18-23, 1972 (5-0 at Cincinnati 2-0, San Francisco 3-0) September 16-19, 1985 (4-0 at Atlanta 2-0, Los Angeles 2-0) May 26-31, 1989 (6-0 at Pittsburgh 3-0, St. Louis 3-0) July 18-23, 1997 (5-0 at Montreal 3-0, St. Louis, 2-0) September 3-9, 1999 (7-0 at Montreal 3-0, Philadelphia 4-0) May 29-June 3, 2013 (6-0 at Colorado 2-0, at Los Angeles (AL) 4-0)
Lowest Winning Percentage, Road Trip (Min. two teams).....	.000 (9x), June 5-10, 2015 (Toronto 0-3, Chicago-AL 0-3) Aug. 4-13, 1967 (0-10 at Philadelphia 0-3, Cincinnati 0-2, Atlanta 0-5) May 11-16, 1990 (0-5 at Pittsburgh 0-3, St. Louis 0-2) June 15-20, 1990 (0-6 at Cincinnati 0-3, Los Angeles 0-3) Sept. 13-22, 1996 (0-8 at Colorado 0-3, Atlanta 0-2, Florida 0-3) April 22-27, 2005 (0-5, 0-3 at St. Louis, 0-2 at Pittsburgh) May 21-27, 2007 (0-7, 0-3 at San Francisco, 0-4 at Arizona) Sept. 14-20, 2009 (0-6, 0-3 at Cincinnati, 0-3 at Milwaukee Sept. 19-25, 2013 (0-7, 0-4 at Cleveland, 0-3 at Texas)
Most Wins over One Club, Season.....	15, 1985 vs. San Francisco (15-3)
Fewest Wins over One Club, Season (Min. two series).....	0, 2012 vs. Arizona (0-6)
Most Shutout Wins over One Club, Season.....	7, 1978 vs. Atlanta
Most Consecutive Wins over One Club, Season.....	11 (2x), 2016 vs. Los Angeles Angels (13-6), 1980 vs. Chicago (11-1)
Most Losses to One Club, Season.....	17 (2x), 2013 vs. Texas (2-17) and 1962 vs. Philadelphia (1-17)
Fewest Losses to One Club, Season (Min. two series).....	0 (4x), 2017 vs. ATL (4-0), 2001 vs. MON (6-0), 2004 vs. PHI (6-0); 2005 vs. PHI (6-0)

Most Shutout Losses to One Club, Season.....	5 (7x), 2005 vs. Pittsburgh 1992 vs. Atlanta 1990 vs. San Diego 1984 vs. San Diego 1976 vs. Los Angeles Dodgers 1963 vs. Cincinnati 1962 vs. Cincinnati
Most Consecutive Losses to One Club, Season	17, 1962 vs. Philadelphia (1-17)
Most Consecutive Losses in One Stadium, One or More Seasons.....	12 (2x), April 13-May 5, 1963 (1st game) vs. Philadelphia (Connie Mack Stadium) Aug. 3, 2015-June 7, 2016 at Texas (Globe Life Park)
Most Doubleheaders, Season.....	21, 1962 (5-7-9)
Fewest Doubleheaders, Season.....	0 (11x), 1991, 1994, 1997, 2002, 2003, 2007, 2008, 2010, 2011, 2014, 2015
Most Doubleheaders Won, Season.....	6, 1976 (6-2-8)
Fewest Doubleheaders Won, Season.....	0, 1975, (0-3-4) (Out of most possible wins-7)
Most Doubleheaders Lost, Season.....	8, 1978 (2-8-3)
Fewest Doubleheaders Lost, Season.....	0, 1984, (0-0-4) (Out of most possible losses-4)
Most Doubleheaders Split, Season.....	9 (2x), 1962 (5-7-9) and 1965 (2-3-9)
Fewest Doubleheaders Split, Season (Out of most possible splits-2)	0 (3x), 1993 (1-1-0), 1995 (2-0-0) and 2016 (2-0-0)
Most Day Games, Season.....	62, 1965 (25-37)
Most Day Games Won, Season.....	35, 2002 (35-26)
Fewest Day Games Won, Season.....	11, (2x) 1978 (11-33), 2013 (11-35)
Most Day Games Lost, Season.....	37 (3x), last, 2011 (13-37)
Fewest Day Games Lost, Season.....	13, 1985 (23-13)
Most Night Games, Season.....	134, 1984 (68-66) (Ties MLB record)
Most Night Games Won, Season.....	71 (2x), 1998 (71-40) and 1999 (71-46)
Fewest Night Games Won, Season.....	38, 1962 (38-63)
Most Night Games Lost, Season.....	76 (2x), last, 2013 (40-76)
Fewest Night Games Lost, Season.....	31, 1994 (49-31)
Most Extra-Inning Games, Season.....	27, 1990 (14-13) (Ties NL Record)
Fewest Extra-Inning Games, Season.....	8, 2005 (4-4) and 2008 (5-3)
Most Consecutive Extra-Inning Games, Season.....	3 (6x), last, July 31-August 2, 2001 (2-1)
Most Consecutive Extra-Inning Games vs. One Club, Season.....	4, May 2, July 31-August 2, 2001 vs. New York (3-1) (Ties MLB Record) (Note: Houston played four consecutive extra-inning postseason games vs. Philadelphia in the 1980 NLCS, October 8-12)
Most Extra-Inning Games Won, Season.....	16, 1992 (16-5)
Fewest Extra-Inning Games Won, Season.....	1, 2012 (1-11)
Most Extra-Inning Games Lost, Season.....	16, 1965 (6-16)
Fewest Extra-Inning Games Lost, Season.....	3, 2008 (5-3)
Most Shutout Games, Season.....	39, 1963 (16-23)
Fewest Shutout Games, Season.....	5, 2000 (2-3) (Ties MLB Record)
Most Shutout Games Won, Season.....	19 (3x), 1979 (19-15), 1981 (19-9), and 1986 (19-6)
Fewest Shutout Games Won, Season.....	2, 2000 (2-3)
Most Shutout Games Lost, Season.....	23, 1963 (16-23)
Fewest Shutout Games Lost, Season.....	3 (3x), 2000 (2-3), 2001 (6-3), 2004 (13-3)
Most One-Run Games, Season.....	75, 1971 (32-43) (MLB Record)
Fewest One-Run Games, Season.....	30, 1994 (13-17)
Most Consecutive One-Run Games, Season.....	7 (2x), April 23-30, 1971 (2-5) and May 12-19, 1984 (2-5)
Most One-Run Games Won, Season.....	39, 1979 (39-27)
Fewest One-Run Games Won, Season.....	13, 1994 (13-17)
Most One-Run Games Lost, Season.....	43, 1971 (32-43) (NL Record)
Fewest One-Run Games Lost, Season.....	13, 2017 (19-13)
Most 1-0 Games, Season.....	11, 1976 (9-2)
Fewest 1-0 Games, Season.....	0 (4x), 1970, 1999, 2008
Most 1-0 Games Won, Season.....	9, 1976 (9-2)
Fewest 1-0 Games Won, Season.....	0 (11x), 1969 (0-6), 1970 (0-0), 1975 (0-3), 1999 (0-0), 2000 (0-1), 2003 (0-1), 2008 (0-0), 2010 (0-2), 2013 (0-1), 2014 (0-2), 2015 (0-2)
Most 1-0 Games Lost, Season.....	6 (twice), 1964 (4-6) and 1969 (0-6)
Fewest 1-0 Games Lost, Season.....	0 (10x), 1970, 1997, 1998, 1999, 2001, 2002, 2007, 2008, 2009, 2017
Longest 1-0 Game Won, Innings.....	24, April 15, 1968 vs. New York Mets, (MLB Record-Longest 1-0 night game)
Longest 1-0 Game Lost, Innings.....	16, May 31, 2003 at Chicago
Largest Margin of Victory.....	18, July 9, 2017 at Toronto (W, 19-1) Home..... 16, April 29, 1974 vs. Chicago (W, 18-2) Road..... 18, July 9, 2017 at Toronto (W, 19-1)
Largest Margin of Victory, Shutout Game.....	15, April 26, 1998 at Montreal (W, 15-0)
Largest Margin of Defeat.....	16 (6x), last, Sept. 25, 2011 vs. Colorado (L, 3-19) Home..... 16 (2x), last, Sept. 25, 2011 vs. Colorado (L, 3-19) Road..... 16 (4x), last, May 8, 2005 at Atlanta (L, 0-16)
Largest Margin of Defeat, Shutout Game.....	16 (2x), last, May 8, 2005 at Atlanta (L, 0-16)
Largest Comeback to Win-Home.....	11, July 18, 1994 vs. St. Louis (Trailed 11-0 after 3rd inn., W 15-12) (Ties NL Record for largest comeback)
Largest Comeback to Win, Road.....	7 (2x), Sept. 4, 1990 at Los Angeles (Trailed 7-0 after 2nd inn., W 10-8) Aug. 13, 1991 at San Diego (Trailed 9-2 after 4th inn., W 12-9)
Largest Ninth-Inning Lead Lost to Lose.....	7, May 22, 2000 at Milwaukee (Led 9-2, L 9-10 in 10 inn.)

ASTROS ALL-TIME TOP 10 BATTING CHARTS: SEASON

Single-Season Games

162	George Springer	2016
162	Carlos Lee	2007
162	Jeff Bagwell	1999
162	Jeff Bagwell	1997
162	Craig Biggio	1997
162	Jeff Bagwell	1996
162	Craig Biggio	1996
162	Jeff Bagwell	1992
162	Craig Biggio	1992
162	Steve Finley	1992
162	Bill Doran	1987
162	Enos Cabell	1978

Single-Season At-Bats

660	Jose Altuve	2014
660	Enos Cabell	1978
646	Craig Biggio	1998
644	George Springer	2016
640	Jose Altuve	2016
641	Roger Metzger	1972
639	Craig Biggio	1999
638	Jose Altuve	2015
635	Miguel Tejada	2009
633	Craig Biggio	2004

Single-Season Runs Scored

152	Jeff Bagwell	2000
146	Craig Biggio	1997
143	Jeff Bagwell	1999
126	Jeff Bagwell	2001
124	Jeff Bagwell	1998
123	Craig Biggio	1999
123	Craig Biggio	1998
123	Craig Biggio	1995
118	Craig Biggio	2001
118	Richard Hidalgo	2000

Single-Season Hits

225	Jose Altuve	2014
216	Jose Altuve	2016
210	Craig Biggio	1998
204	Jose Altuve	2017
200	Jose Altuve	2015
199	Miguel Tejada	2009
198	Derek Bell	1998
195	Enos Cabell	1978
191	Lance Berkman	2001
191	Craig Biggio	1997

Single-Season Doubles

56	Craig Biggio	1999
55	Lance Berkman	2001
51	Craig Biggio	1998
48	Jeff Bagwell	1996
47	Jose Altuve	2014
47	Craig Biggio	2004
46	Miguel Tejada	2009
46	Lance Berkman	2008
44	Craig Biggio	2003
44	Craig Biggio	1994
44	Rusty Staub	1967

Single-Season Triples

14	Roger Metzger	1973
13	Steve Finley	1993
13	Steve Finley	1992
13	Jose Cruz	1984
12	Michael Bourn	2009
12	Craig Reynolds	1981
12	Joe Morgan	1965
11	Evan Gattis	2015
11	Bill Doran	1984
11	Craig Reynolds	1984
11	Omar Moreno	1983
11	Roger Metzger	1971
11	Joe Morgan	1971
11	Joe Morgan	1967

Single-Season Home Runs

47	Jeff Bagwell	2000
45	Lance Berkman	2006
44	Richard Hidalgo	2000
43	Jeff Bagwell	1997
42	Lance Berkman	2002
42	Jeff Bagwell	1999
39	Jeff Bagwell	2003
39	Jeff Bagwell	2001
39	Jeff Bagwell	1994
38	Moises Alou	1998

Single-Season Runs Batted In

136	Lance Berkman	2006
135	Jeff Bagwell	1997
132	Jeff Bagwell	2000
130	Jeff Bagwell	2001
128	Lance Berkman	2002
126	Lance Berkman	2001
126	Jeff Bagwell	1999
124	Moises Alou	1998
122	Richard Hidalgo	2000
120	Jeff Bagwell	1996

Single-Season Extra-Base Hits

94	Lance Berkman	2001
89	Richard Hidalgo	2000
86	Jeff Bagwell	2001
85	Jeff Bagwell	2000
85	Jeff Bagwell	1997
81	Jeff Bagwell	1996
79	Lance Berkman	2008
79	Lance Berkman	2002
77	Jeff Bagwell	1999
77	Moises Alou	1998

Single-Season Batting Average

.368	Jeff Bagwell	1994
.355	Moises Alou	2000
.346	Jose Altuve	2017
.341	Jose Altuve	2014
.338	Jose Altuve	2016
.334	Derek Bell	1995
.333	Rusty Staub	1967
.331	Moises Alou	2001
.331	Lance Berkman	2001
.325	Carl Everett	1999
.325	Craig Biggio	1998

Single-Season Stolen Bases

65	Gerald Young	1988
64	Eric Yelding	1990
61	Michael Bourn	2009
61	Cesar Cedeno	1977
58	Cesar Cedeno	1976
57	Cesar Cedeno	1974
56	Jose Altuve	2014
56	Cesar Cedeno	1973
55	Cesar Cedeno	1972
53	Billy Hatcher	1987

Single-Season Walks

149	Jeff Bagwell	1999
148	Jimmy Wynn	1969
135	Jeff Bagwell	1996
127	Lance Berkman	2004
127	Jeff Bagwell	1997
110	Joe Morgan	1969
109	Jeff Bagwell	1998
107	Lance Berkman	2003
107	Lance Berkman	2002
107	Jeff Bagwell	2000

Single-Season Strikeouts

212	Chris Carter	2013
182	Chris Carter	2014
178	George Springer	2016
154	Colby Rasmus	2015
151	Chris Carter	2015
151	Jason Castro	2014
145	Lee May	1972
142	Jimmy Wynn	1969
140	Michael Bourn	2009
139	Carlos Correa	2016

Single-Season On-Base Percentage

.454	Jeff Bagwell	1999
.451	Jeff Bagwell	1994
.451	Jeff Bagwell	1996
.450	Lance Berkman	2004
.436	Jimmy Wynn	1969
.430	Lance Berkman	2001
.425	Jeff Bagwell	1997
.424	Jeff Bagwell	2000
.424	Jeff Bagwell	1998
.420	Jeff Bagwell	2008

Single-Season Slugging Percentage

.750	Jeff Bagwell	1994
.636	Richard Hidalgo	2000
.623	Moises Alou	2000
.621	Lance Berkman	2006
.620	Lance Berkman	2001
.615	Jeff Bagwell	2000
.592	Jeff Bagwell	1997
.591	Jeff Bagwell	1999
.582	Moises Alou	1998
.578	Lance Berkman	2002

Note: Based on 3.1 plate appearances times number of games played by team.

ASTROS ALL-TIME TOP 10 BATTING CHARTS: CAREER

Career Games

2850.....	Craig Biggio	1988-2007
2150.....	Jeff Bagwell	1991-2005
1870.....	Jose Cruz	1975-87
1592.....	Lance Berkman	1999-2010
1516.....	Terry Puhl	1977-90
1512.....	Cesar Cedeno	1970-81
1426.....	Jimmy Wynn	1963-73
1381.....	Bob Watson	1966-79
1259.....	Brad Ausmus	1997-2008
1178.....	Doug Rader	1967-75

Career At-Bats

10876.....	Craig Biggio	1988-2007
7797.....	Jeff Bagwell	1991-2005
6629.....	Jose Cruz	1975-87
5732.....	Cesar Cedeno	1970-81
5560.....	Lance Berkman	1999-2010
5063.....	Jimmy Wynn	1963-73
4883.....	Bob Watson	1966-79
4837.....	Terry Puhl	1977-90
4264.....	Bill Doran	1982-90
4232.....	Doug Rader	1967-75

Career Runs Scored

1844.....	Craig Biggio	1988-2007
1517.....	Jeff Bagwell	1991-2005
1008.....	Lance Berkman	1999-2010
890.....	Cesar Cedeno	1970-81
871.....	Jose Cruz	1975-87
829.....	Jimmy Wynn	1963-73
676.....	Terry Puhl	1977-90
640.....	Bob Watson	1966-79
611.....	Bill Doran	1982-90
597.....	Joe Morgan	1963-80

Career Hits

3060.....	Craig Biggio	1988-2007
2314.....	Jeff Bagwell	1991-2005
1937.....	Jose Cruz	1975-87
1659.....	Cesar Cedeno	1970-81
1648.....	Lance Berkman	1999-2010
1448.....	Bob Watson	1966-79
1357.....	Terry Puhl	1977-90
1291.....	Jimmy Wynn	1963-73
1250.....	Jose Altuve	2011-17
1139.....	Bill Doran	1982-90

Career Doubles

668.....	Craig Biggio	1988-2007
488.....	Jeff Bagwell	1991-2005
375.....	Lance Berkman	1999-2010
343.....	Cesar Cedeno	1970-81
335.....	Jose Cruz	1975-87
243.....	Jose Altuve	2011-17
241.....	Bob Watson	1966-79
228.....	Jimmy Wynn	1963-73
226.....	Terry Puhl	1977-90
204.....	Ken Caminiti	1987-2000

Career Triples

80.....	Jose Cruz	1975-87
63.....	Joe Morgan	1963-80
62.....	Roger Metzger	1971-78
56.....	Terry Puhl	1977-90
55.....	Craig Biggio	1988-2007
55.....	Craig Reynolds	1979-89
45.....	Cesar Cedeno	1970-81
45.....	Enos Cabell	1975-85
41.....	Steve Finley	1991-94
35.....	Bill Doran	1982-90

Career Home Runs

449.....	Jeff Bagwell	1991-2005
326.....	Lance Berkman	1999-2010
291.....	Craig Biggio	1988-2007
223.....	Jimmy Wynn	1963-73
166.....	Glenn Davis	1984-90
163.....	Cesar Cedeno	1970-81
139.....	Bob Watson	1966-79
138.....	Jose Cruz	1975-87
134.....	Richard Hidalgo	1997-2004
133.....	Carlos Lee	2005-12

Career Runs Batted In

1529.....	Jeff Bagwell	1991-2005
1175.....	Craig Biggio	1988-2007
1090.....	Lance Berkman	1999-2010
942.....	Jose Cruz	1975-87
782.....	Bob Watson	1966-79
778.....	Cesar Cedeno	1970-81
719.....	Jimmy Wynn	1963-73
600.....	Doug Rader	1967-75
546.....	Ken Caminiti	1987-2000
533.....	Carlos Lee	2007-12

Career Extra-Base Hits

1014.....	Craig Biggio	1988-2007
969.....	Jeff Bagwell	1991-2005
727.....	Lance Berkman	1999-2010
561.....	Cesar Cedeno	1970-81
553.....	Jose Cruz	1975-87
483.....	Jimmy Wynn	1963-73
410.....	Bob Watson	1966-79
355.....	Doug Rader	1967-75
350.....	Jose Altuve	2011-17
344.....	Terry Puhl	1977-90

Career Batting Average

.316.....	Jose Altuve	2011-17
.297.....	Jeff Bagwell	1991-2005
.297.....	Bob Watson	1966-79
.296.....	Lance Berkman	1999-2010
.292.....	Jose Cruz	1975-87
.289.....	Cesar Cedeno	1970-81
.286.....	Carlos Lee	2007-12
.281.....	Craig Biggio	1988-2007
.281.....	Enos Cabell	1975-85
.281.....	Terry Puhl	1977-90

Career Stolen Bases

487.....	Cesar Cedeno	1970-81
414.....	Craig Biggio	1988-2007
288.....	Jose Cruz	1975-87
231.....	Jose Altuve	2011-17
219.....	Joe Morgan	1963-80
217.....	Terry Puhl	1977-90
202.....	Jeff Bagwell	1991-2005
193.....	Michael Bourn	2008-11
191.....	Enos Cabell	1975-85
191.....	Bill Doran	1982-90

Career Walks

1401.....	Jeff Bagwell	1991-2005
1160.....	Craig Biggio	1988-2007
1040.....	Lance Berkman	1999-2010
847.....	Jimmy Wynn	1963-73
730.....	Jose Cruz	1975-87
678.....	Joe Morgan	1963-80
585.....	Bill Doran	1982-90
534.....	Cesar Cedeno	1970-81
508.....	Bob Watson	1966-79
502.....	Terry Puhl	1977-90

Career Strikeouts

1753.....	Craig Biggio	1988-2007
1558.....	Jeff Bagwell	1991-2005
1121.....	Lance Berkman	1999-2010
1088.....	Jimmy Wynn	1963-73
848.....	Doug Rader	1967-75
841.....	Jose Cruz	1975-87
735.....	Cesar Cedeno	1970-81
659.....	Ken Caminiti	1987-2000
635.....	Bob Watson	1966-79
629.....	Brad Ausmus	1997-2008

Career On-Base Percentage

.410.....	Lance Berkman	1999-2010
.408.....	Jeff Bagwell	1991-2005
.374.....	Joe Morgan	1963-80
.364.....	Bob Watson	1966-79
.363.....	Craig Biggio	1988-2007
.362.....	Jose Altuve	2011-17
.362.....	Jimmy Wynn	1963-73
.359.....	Jose Cruz	1975-87
.356.....	Richard Hidalgo	1997-2004
.355.....	Bill Doran	1982-90

Career Slugging Percentage

.549.....	Lance Berkman	1999-2010
.540.....	Jeff Bagwell	1991-2005
.501.....	Richard Hidalgo	1997-2004
.486.....	Carlos Lee	2007-12
.483.....	Glenn Davis	1984-90
.454.....	Cesar Cedeno	1970-81
.453.....	Jose Altuve	2011-17
.445.....	Jimmy Wynn	1963-73
.444.....	Bob Watson	1966-79
.433.....	Craig Biggio	1988-2007

ASTROS ALL-TIME TOP 10 PITCHING CHARTS: SEASON

Single-Season Appearances

83.....	Octavio Dotel.....	2002
82.....	*Juan Agosto.....	1990
81.....	Chad Qualls.....	2006
81.....	Joe Boever.....	1992
80.....	Brad Lidge.....	2004
80.....	Doug Jones.....	1992
79.....	Brandon Lyon.....	2010
79.....	Chad Qualls.....	2007
78.....	Brad Lidge.....	2006
78.....	Billy Wagner.....	2003
78.....	Brad Lidge.....	2003
78.....	Ricky Stone.....	2002

Single-Season Games Started

40.....	*Jerry Reuss.....	1973
39.....	J.R. Richard.....	1976
38.....	*Bob Knepper.....	1986
38.....	Joe Niekro.....	1984
38.....	Joe Niekro.....	1983
38.....	Joe Niekro.....	1979
38.....	J.R. Richard.....	1979
37.....	Mike Scott.....	1986
37.....	*Bob Knepper.....	1985
37.....	Larry Dierker.....	1969
37.....	*Denny Lemaster.....	1969

Single-Season Complete Games

20.....	Larry Dierker.....	1969
19.....	J.R. Richard.....	1979
18.....	Don Wilson.....	1971
17.....	Larry Dierker.....	1970
16.....	Joe Niekro.....	1982
16.....	J.R. Richard.....	1978
16.....	*Mike Cuellar.....	1967
14.....	J.R. Richard.....	1976
14.....	Larry Dierker.....	1975
13.....	J.R. Richard.....	1977
13.....	Don Wilson.....	1972
13.....	Don Wilson.....	1969

Single-Season Innings Pitched

305.1.....	Larry Dierker.....	1969
292.1.....	J.R. Richard.....	1979
291.0.....	J.R. Richard.....	1976
279.1.....	*Jerry Reuss.....	1973
275.1.....	Mike Scott.....	1986
275.1.....	J.R. Richard.....	1978
270.0.....	Joe Niekro.....	1982
269.2.....	Larry Dierker.....	1970
268.0.....	Don Wilson.....	1971
267.0.....	J.R. Richard.....	1977

Single-Season Victories

22.....	*Mike Hampton.....	1999
21.....	Jose Lima.....	1999
21.....	Joe Niekro.....	1979
20.....	*Dallas Keuchel.....	2015
20.....	Roy Oswalt.....	2005
20.....	Roy Oswalt.....	2004
20.....	Mike Scott.....	1989
20.....	Joe Niekro.....	1980
20.....	J.R. Richard.....	1976
20.....	Larry Dierker.....	1969

Single-Season Defeats

20.....	Turk Farrell.....	1962
18.....	Doug Drabek.....	1993
18.....	Bob Bruce.....	1965
17.....	Lucas Harrell.....	2013
17.....	*Bob Knepper.....	1987
17.....	*Denny Lemaster.....	1969
17.....	Ken Johnson.....	1963
16.....	Accomplished 10 times.....	

Single-Season Walks

151.....	J.R. Richard.....	1976
141.....	J.R. Richard.....	1978
138.....	J.R. Richard.....	1975
117.....	*Jerry Reuss.....	1973
109.....	Nolan Ryan.....	1982
107.....	Joe Niekro.....	1979
104.....	J.R. Richard.....	1977
101.....	Mike Hampton.....	1999
101.....	Joe Niekro.....	1983
101.....	Nolan Ryan.....	1983

Single-Season Strikeouts

313.....	J.R. Richard.....	1979
306.....	Mike Scott.....	1986
303.....	J.R. Richard.....	1978
270.....	Nolan Ryan.....	1987
245.....	Nolan Ryan.....	1982
235.....	Don Wilson.....	1969
233.....	Mike Scott.....	1987
232.....	Larry Dierker.....	1969
228.....	Nolan Ryan.....	1988
219.....	Darryl Kile.....	1996

Single-Season Hits Allowed

271.....	*Jerry Reuss.....	1973
268.....	Joe Niekro.....	1980
264.....	*Dave A. Roberts.....	1973
263.....	Larry Dierker.....	1970
257.....	Shane Reynolds.....	1998
256.....	Jose Lima.....	1999
253.....	*Bob Knepper.....	1985
251.....	Jose Lima.....	2000
250.....	Shane Reynolds.....	1999
247.....	Chris Holt.....	2000

Single-Season Runs Allowed

152.....	Jose Lima.....	2000
131.....	Chris Holt.....	2000
124.....	Larry Dierker.....	1970
123.....	*Jerry Reuss.....	1973
119.....	*Bob Knepper.....	1985
119.....	Joe Niekro.....	1980
119.....	Don Wilson.....	1969
118.....	*Bob Knepper.....	1987
117.....	Scott Elarton.....	2000
116.....	Brett Myers.....	2011

Single-Season Earned Runs

145.....	Jose Lima.....	2000
123.....	Chris Holt.....	2000
116.....	*Jerry Reuss.....	1973
116.....	Larry Dierker.....	1970
112.....	Brandon Backe.....	2008
110.....	Woody Williams.....	2007
107.....	Brett Myers.....	2011
104.....	*Bob Knepper.....	1987
103.....	Scott Elarton.....	2000
103.....	Larry Dierker.....	1975
103.....	Dave Giusti.....	1967

Single-Season Home Runs

48.....	Jose Lima.....	2000
36.....	Brandon Backe.....	2008
35.....	Woody Williams.....	2007
34.....	Jose Lima.....	1998
32.....	Mike Fiers.....	2017
31.....	Brett Myers.....	2011
31.....	Wade Miller.....	2001
31.....	Larry Dierker.....	1970
30.....	Jose Lima.....	1999
29.....	Scott Elarton.....	2000

Single-Season Shutouts

6.....	*Dave A. Roberts.....	1973
5.....	Mike Scott.....	1988
5.....	Mike Scott.....	1986
5.....	*Bob Knepper.....	1986
5.....	Joe Niekro.....	1982
5.....	*Bob Knepper.....	1981
5.....	Joe Niekro.....	1979
5.....	Larry Dierker.....	1972
4.....	Accomplished 11 times.....	

Single-Season Saves

44.....	Jose Valverde.....	2008
44.....	*Billy Wagner.....	2003
42.....	Brad Lidge.....	2005
39.....	*Billy Wagner.....	2001
39.....	*Billy Wagner.....	1999
36.....	Doug Jones.....	1992
35.....	*Billy Wagner.....	2002
34.....	Ken Giles.....	2017
33.....	Dave Smith.....	1986
32.....	Brad Lidge.....	2006

Single-Season ERA

1.69.....	Nolan Ryan.....	1981
1.87.....	Roger Clemens.....	2005
2.18.....	*Bob Knepper.....	1981
2.21.....	Danny Darwin.....	1990
2.22.....	*Mike Cuellar.....	1966
2.22.....	Mike Scott.....	1986
2.33.....	Larry Dierker.....	1969
2.39.....	*Andy Pettitte.....	2005
2.45.....	Don Wilson.....	1971
2.47.....	Joe Niekro.....	1982

Note: ERA based on one inning pitched times number of games played by club.

* - denotes left-handed pitcher

ASTROS ALL-TIME TOP 10 PITCHING CHARTS: CAREER

Career Appearances

563	Dave Smith	1980-90
464	*Billy Wagner	1995-2003
421	Ken Forsch	1970-80
397	Joe Niekro	1975-85
378	Brad Lidge	2002-07
353	*Joe Sambito	1976-84
345	Larry Dierker	1964-76
320	Chad Qualls	2004-14
303	Roy Oswalt	2001-10
302	Octavio Dotel	2000-04

Career Games Started

320	Larry Dierker	1964-76
301	Joe Niekro	1975-85
291	Roy Oswalt	2001-10
282	Nolan Ryan	1980-88
267	*Bob Knepper	1981-89
259	Mike Scott	1983-91
248	Shane Reynolds	1992-02
245	Don Wilson	1966-74
221	J.R. Richard	1971-81
218	*Wandy Rodriguez	2005-12

Career Complete Games

106	Larry Dierker	1964-76
82	Joe Niekro	1975-85
78	Don Wilson	1966-74
76	J.R. Richard	1971-81
42	Mike Scott	1983-91
41	*Bob Knepper	1981-89
41	Turk Farrell	1962-67
38	Nolan Ryan	1980-88
38	*Mike Cuellar	1965-68
36	Ken Forsch	1970-80

Career Innings Pitched

2294.1	Larry Dierker	1964-76
2270.0	Joe Niekro	1975-85
1932.1	Roy Oswalt	2001-10
1854.2	Nolan Ryan	1980-88
1748.1	Don Wilson	1966-74
1738.0	*Bob Knepper	1981-89
1704.0	Mike Scott	1983-91
1622.1	Shane Reynolds	1992-2002
1606.0	J.R. Richard	1971-81
1493.2	Ken Forsch	1970-80

Career Victories

144	Joe Niekro	1975-85
143	Roy Oswalt	2001-10
137	Larry Dierker	1964-76
110	Mike Scott	1983-91
107	J.R. Richard	1971-81
106	Nolan Ryan	1980-88
104	Don Wilson	1966-74
103	Shane Reynolds	1992-2003
93	*Bob Knepper	1981-89
80	*Wandy Rodriguez	2005-12

Career Defeats

117	Larry Dierker	1964-76
116	Joe Niekro	1975-85
100	*Bob Knepper	1981-89
94	Nolan Ryan	1980-88
92	Don Wilson	1966-74
86	Shane Reynolds	1992-2002
84	*Wandy Rodriguez	2005-12
82	Roy Oswalt	2001-10
81	Ken Forsch	1970-80
81	Mike Scott	1983-91

Career Walks

818	Joe Niekro	1975-85
796	Nolan Ryan	1980-88
770	J.R. Richard	1971-81
695	Larry Dierker	1964-76
640	Don Wilson	1966-74
562	Darryl Kile	1991-97
521	*Bob Knepper	1981-89
505	Mike Scott	1983-91
454	*Wandy Rodriguez	2005-12
446	Roy Oswalt	2001-10

Career Strikeouts

1866	Nolan Ryan	1980-88
1593	Roy Oswalt	2001-10
1493	J.R. Richard	1971-81
1487	Larry Dierker	1964-76
1318	Mike Scott	1983-91
1309	Shane Reynolds	1992-2002
1283	Don Wilson	1966-74
1178	Joe Niekro	1975-85
1093	*Wandy Rodriguez	2005-12
973	Darryl Kile	1991-97

Career Hits Allowed

2090	Larry Dierker	1964-76
2052	Joe Niekro	1975-85
1865	Roy Oswalt	2001-10
1748	*Bob Knepper	1981-89
1738	Shane Reynolds	1992-2002
1479	Don Wilson	1966-74
1444	Mike Scott	1983-91
1441	Nolan Ryan	1980-88
1439	Ken Forsch	1970-80
1295	*Wandy Rodriguez	2005-12

Career Runs Allowed

934	Joe Niekro	1975-85
927	Larry Dierker	1964-76
812	*Bob Knepper	1981-89
785	Shane Reynolds	1992-2002
747	Roy Oswalt	2001-10
739	Nolan Ryan	1980-88
698	Don Wilson	1966-74
694	Mike Scott	1983-91
664	*Wandy Rodriguez	2005-12
625	J.R. Richard	1971-81

Career Earned Runs

837	Larry Dierker	1964-76
811	Joe Niekro	1975-85
712	Shane Reynolds	1992-2002
706	*Bob Knepper	1981-89
696	Roy Oswalt	2001-10
645	Nolan Ryan	1980-88
625	Mike Scott	1983-91
611	Don Wilson	1966-74
587	*Wandy Rodriguez	2005-12
562	J.R. Richard	1971-81

Career Home Runs

177	Larry Dierker	1964-76
171	Shane Reynolds	1992-2002
167	Roy Oswalt	2001-10
148	*Bob Knepper	1981-89
147	*Wandy Rodriguez	2005-12
144	Mike Scott	1983-91
139	Joe Niekro	1975-85
133	Jose Lima	1997-00
119	Don Wilson	1966-74
113	*Jim Deshaies	1985-91

Career Shutouts

25	Larry Dierker	1964-76
21	Mike Scott	1983-91
21	Joe Niekro	1975-85
20	Don Wilson	1966-74
19	J.R. Richard	1971-81
18	*Bob Knepper	1981-89
13	Nolan Ryan	1980-88
11	*Dave A. Roberts	1972-75
9	Tom Griffin	1969-76
9	Ken Forsch	1970-80

Career Saves

225	*Billy Wagner	1995-2003
199	Dave Smith	1980-90
123	Brad Lidge	2002-07
76	Fred Gladding	1968-73
72	*Joe Sambito	1976-84
69	Jose Valverde	2008-09
62	Doug Jones	1992-93
50	Ken Forsch	1970-80
49	Ken Giles	2016-17
47	Luke Gregerson	2015-16

Career ERA

3.13	Nolan Ryan	1980-88
3.15	Don Wilson	1966-74
3.15	J.R. Richard	1971-80
3.22	Joe Niekro	1975-85
3.24	Roy Oswalt	2001-10
3.28	Larry Dierker	1964-76
3.30	Mike Scott	1983-91
3.66	*Bob Knepper	1981-89
3.95	Shane Reynolds	1992-2002

BATTING LEADERS YEAR-BY-YEAR

YEAR	AVG. [^]	HITS	HR	RBI
1962	Mejias .286	Mejias 162	Mejias 24	Mejias 76
1963	Spangler .281	Warwick 134	Bateman 10	Bateman 59
1964	Aspromonte .280	Aspromonte 155	Bond 20	Bond 85
1965	Wynn .275	Morgan 163	Wynn 22	Wynn 73
1966	Jackson .292	Jackson 174	Wynn 18	Bateman 70
1967	Staub .333	Staub 182	Wynn 37	Wynn 107
1968	Staub .291	Staub 172	Wynn 26	Staub 72
1969	Menke .269	Menke 149	Wynn 33	Menke 90
1970	Menke .304	Menke 171	Wynn 27	Menke 92
1971	Watson .288	Cedeno 161	Morgan 13	Cedeno 81
1972	Cedeno .320	Cedeno 179	May 29	May 98
1973	Cedeno .320	Watson 179	May 28	May 105
1974	Gross .314	Gross 185	Cedeno 26	Cedeno 102
1975	Watson .324	Watson 157	Johnson 20	Watson 85
1976	Watson .313	Watson 183	Cedeno 18	Watson 102
1977	Cruz .299	Cabell 176	Watson 22	Watson 110
1978	Cruz .315	Cabell 195	Watson 14	Cruz 83
1979	Cruz .289	Puhl 172	Cruz 9	Cruz 72
1980	Cedeno .309	Cruz 185	Puhl 13	Cruz 91
1981	Howe .296	Cruz 109	Cruz 13	Cruz 55
1982	Knight .294	Knight 179	Garner 13	Garner 83
1983	Cruz .318	Cruz 189	Thon 20	Cruz 92
1984	Cruz .312	Cruz 187	Cruz 12	Cruz 95
1985	Cruz .300	Doran 166	Davis 20	Cruz 79
1986	Bass .311	Bass 184	Davis 31	Davis 101
1987	Hatcher .296	Doran 177	Davis 27	Davis 93
1988	Ramirez .276	Ramirez 156	Davis 30	Davis 99
1989	Davis .269	Davis 156	Davis 34	Davis 89
1990	Biggio .276	Biggio 153	Stubbs 23	Stubbs 71
1991	Biggio .295	Finley 170	Bagwell 15	Bagwell 82
1992	Caminiti .294	Finley 177	Anthony 19	Bagwell 96
1993	Bagwell .320	Biggio 175	Biggio 21	Bagwell 88
1994	Bagwell .368*	Bagwell 147	Bagwell 39	Bagwell 116
1995	Bell .334	Biggio 167	Biggio 22	Bagwell 87
1996	Bagwell .315	Bagwell 179	Bagwell 31	Bagwell 120
1997	Biggio .309	Biggio 191	Bagwell 43	Bagwell 135
1998	Biggio .325	Biggio 210	Alou 38	Alou 124
1999	Everett .325	Biggio 188	Bagwell 42	Bagwell 126
2000	Alou .355	Bagwell 183	Bagwell 47*	Bagwell 132
2001	Alou/Berkman .331	Berkman 191	Bagwell 39	Bagwell 130
2002	Berkman .292	Berkman 169	Berkman 42	Berkman 128
2003	Hidalgo .309	Bagwell 168	Bagwell 39	Bagwell 100
2004	Berkman .316	Biggio 178	Berkman 30	Kent 107
2005	Berkman .293	Taveras 172	Ensberg 36	Ensberg 101
2006	Berkman .315	Berkman 169	Berkman 45	Berkman 136*
2007	Lee .303	Lee 190	Berkman 34	Lee 119
2008	Berkman .312	Tejada 179	Berkman 29	Berkman 106
2009	Tejada .313	Tejada 199	Lee 26	Lee 102
2010	Keppinger .288	Pence 173	Pence 25	Pence 91
2011	Lee .275	Lee 161	Lee 18	Lee 94
2012	Altuve .290	Altuve 167	Maxwell 18	Martinez 55
2013	Altuve .283	Altuve 177	Carter 29	Carter 82
2014	Altuve .341	Altuve 225*	Carter 37	Carter 88
2015	Altuve .313	Altuve 200	Gattis 27	Gattis 88
2016	Altuve .338	Altuve 216	Gattis 32	Altuve/Correa 96
2017	Altuve .346	Altuve 204	Springer 34	Gonzalez 90

*denotes club record, ^-qualifying players only

PITCHING LEADERS YEAR-BY-YEAR

YEAR	WINS	LOSSES	IP	ERA [^]
1962	Bruce/Farrell 10	Farrell 20*	Farrell 241.2	Farrell 3.01
1963	Farrell 14	Johnson 17	Johnson 224.0	Johnson 2.65
1964	Bruce 15	Johnson 16	Johnson 218.0	Bruce 2.76
1965	Farrell 11	Bruce 18	Bruce 229.2	Farrell 3.50
1966	Giusti 15	Giusti 14	Cuellar 227.1	Cuellar 2.22
1967	Cuellar 16	Giusti 15	Cuellar 246.1	Wilson 2.79
1968	Wilson 13	Wilson 16	Giusti 251.0	Cuellar 2.74
1969	Dierker 20	Lemaster 17	Dierker 305.1*	Dierker 2.33
1970	Dierker 16	Griffin 13	Dierker 269.2	Dierker 3.87
1971	Wilson 16	Billingham 16	Wilson 268.0	Wilson 2.45
1972	Dierker/Wilson 15	Reuss 13	Wilson 228.1	Wilson 2.68
1973	Roberts 17	Wilson 16	Reuss 279.1	Roberts 2.85
1974	Griffin 14	Wilson 13	Dierker 223.2	Dierker 2.90
1975	Dierker 14	Dierker 16	Dierker 232.0	Dierker 4.00
1976	Richard 20	Richard 15	Richard 291.0	Richard 2.75
1977	Richard 18	Lemongello 14	Richard 267.0	Richard 2.97
1978	Richard 18	Lemongello/Niekro 14	Richard 275.1	Richard 3.11
1979	Niekro 21	Richard 13	Richard 292.1	Richard 2.71
1980	Niekro 20	Forsch 13	Niekro 256.0	Forsch 3.20
1981	Ryan/Sutton 11	Niekro/Sutton 9	Niekro 166.0	Ryan 1.69*
1982	Niekro 17	Knepper 15	Niekro 270.0	Niekro 2.47
1983	Niekro 15	Niekro 14	Niekro 263.2	Ryan 2.98
1984	Niekro 16	Niekro 12	Niekro 248.1	Niekro 3.04
1985	Scott 18	Knepper 13	Knepper 241.0	Scott 3.29
1986	Scott 18	Knepper 12	Scott 275.1	Scott 2.22
1987	Scott 16	Knepper 17	Scott 247.2	Ryan 2.76
1988	Knepper/Scott 14	Deshaies 14	Ryan 220.0	Scott 2.92
1989	Scott 20	Clancy 14	Scott 229.0	Deshaies 2.91
1990	Darwin/Portugal 11	Gullickson 14	Deshaies 209.1	Darwin 2.21
1991	Harnisch 12	Deshaies, Portugal 12	Harnisch 216.2	Harnisch 2.70
1992	D. Jones 11	Harnisch/Kile 10	Harnisch 206.2	Harnisch 3.70
1993	Portugal 18	Drabek 18	Drabek 237.2	Portugal 2.77
1994	Drabek 12	Swindell 9	Drabek 164.2	Drabek 2.84
1995	Drabek 10	Kile 12	Reynolds 189.1	Hampton 3.35
	Reynolds 10			
	Swindell 10			
1996	Reynolds 16	Kile 11	Reynolds 239.0	Reynolds 3.65
1997	Kile 19	Holt 12	Kile 255.2	Kile 2.57
1998	Reynolds 19	Bergman 9	Lima/Reynolds 233.1	Hampton 3.36
1999	Hampton 22*	Reynolds 14	Lima 246.1	Hampton 2.90
2000	Elarton 17	Holt/Lima 16	Holt 207.0	Elarton 4.81
2001	Miller 16	Reynolds 11	Miller 212.0	Miller 3.40
2002	Oswalt 19	Mlicki 10	Oswalt 233.0	Oswalt 3.01
2003	Robertson 15	Redding 14	Miller 187.1	Redding 3.68
2004	Oswalt 20	Oswalt 10	Oswalt 237.0	Clemens 2.98
2005	Oswalt 20	Oswalt 12	Oswalt 241.2	Clemens 1.87
2006	Oswalt 15	Pettitte 13	Oswalt 220.2	Oswalt 2.98
2007	Oswalt 14	Williams 15	Oswalt 212.0	Oswalt 3.18
2008	Oswalt 17	Backe 14	Oswalt 208.2	Oswalt 3.54
2009	Rodriguez 14	Moehler/Rodriguez 12	Rodriguez 205.2	Rodriguez 3.02
2010	Myers 14	Oswalt/Rodriguez 12	Myers 223.2	Myers 3.14
2011	Rodriguez 11	Happ 15	Myers 216.0	Rodriguez 3.49
2012	Harrell 11	Norris 13	Harrell 193.2	Harrell 3.76
2013	Lyles 7	Harrell 17	Harrell/ Keuchel 153.2	N/A --
2014	Keuchel 12	Oberholtzer 13	Keuchel 200.0	Keuchel 2.93
2015	Keuchel 20	Keuchel 8	Keuchel 232.0	Keuchel 2.48
2016	McHugh 13	Fister 13	McHugh 184.2	McHugh 4.34
2017	Keuchel 14	Fiers 10	Fiers 153.1	N/A --
	Morton 14			

*denotes club record, ^-qualifying players only

TEAM BATTING YEAR-BY-YEAR

Year	AVG.	AB	R	H	2B	3B	HR	RBI	S-SF	BB-I	SO	SB-CS	E
1962	.248	5558	592	1370	170	47	105	549	75-34	493-37	805	42-30	173
1963	.220	5384	464	1184	170	39	62	420	86-27	456-39	938	39-30	162
1964	.229	5303	495	1214	162	41	70	452	87-39	381-44	872	40-48	149
1965	.237	5483	569	1299	188	42	97	523	57-34	502-46	877	90-37	166
1966	.255	5511	612	1405	203	35	112	570	97-37	491-61	885	90-47	174
1967	.249	5506	626	1372	259	46	93	581	65-43	537-88	934	88-38	159
1968	.231	5336	510	1233	205	28	66	473	97-34	479-81	988	44-51	156
1969	.240	5348	676	1284	208	40	104	618	68-40	699-70	972	101-58	153
1970	.259	5574	744	1446	250	47	129	694	63-43	598-81	911	114-41	140
1971	.240	5492	585	1319	230	52	71	547	65-41	481-40	888	101-51	106
1972	.258	5268	708	1360	233	38	134	661	62-51	525-67	915	109-47	117
1973	.251	5532	681	1391	216	35	134	634	83-36	469-72	662	92-47	116
1974	.263	5489	653	1441	222	41	110	603	83-48	471-49	864	108-65	113
1975	.254	5515	664	1401	218	54	84	606	97-44	523-71	762	133-62	137
1976	.256	5464	625	1401	195	50	66	571	57-39	530-54	719	150-57	140
1977	.254	5530	680	1405	263	60	114	638	76-39	515-60	839	187-72	142
1978	.256	5458	603	1408	231	45	70	557	76-44	434-67	734	178-59	133
1979	.256	5394	583	1382	224	52	49	542	109-43	461-75	745	190-95	138
1980	.261	5566	637	1455	231	67	75	599	89-45	540-73	755	194-74	140
1981	.257	3693	394	984	160	35	45	369	79-35	340-49	488	81-43	87
1982	.247	5440	569	1342	236	48	74	533	68-46	435-67	830	140-61	136
1983	.257	5502	643	1412	239	60	97	615	81-54	517-71	869	164-95	147
1984	.264	5548	693	1465	222	67	79	640	87-55	494-57	837	105-61	133
1985	.261	5582	706	1457	261	42	121	666	66-44	477-63	873	96-56	159
1986	.255	5441	654	1388	244	32	125	613	53-41	536-78	916	163-75	130
1987	.253	5485	648	1386	238	28	122	603	58-50	526-52	936	162-46	116
1988	.244	5494	617	1338	239	31	96	575	77-44	474-67	840	198-71	138
1989	.239	5516	647	1316	239	28	97	598	83-44	530-62	860	144-62	142
1990	.242	5379	573	1301	209	32	94	536	79-41	548-64	997	179-83	131
1991	.244	5504	605	1345	240	43	79	570	63-43	502-45	1027	125-68	161
1992	.246	5480	608	1350	255	38	96	582	88-40	506-65	1025	139-54	114
1993	.267	5464	716	1459	288	37	138	656	82-47	497-58	911	103-60	126
1994	.278	3955	602	1099	252	25	120	573	73-35	394-58	718	124-44	76
1995	.275	5097	747	1403	260	22	109	694	78-47	556-58	992	176-60	121
1996	.262	5508	753	1445	297	29	129	703	68-55	554-64	1057	180-63	138
1997	.259	5502	777	1427	314	40	133	720	74-53	633-63	1085	171-74	131
1998	.280	5641	874	1578	326	28	166	818	58-49	621-52	1122	155-51	108
1999	.267	5485	823	1463	293	23	168	784	79-58	728-57	1138	166-75	106
2000	.278	5570	938	1547	289	36	249	900	57-61	673-57	1129	114-52	133
2001	.271	5528	847	1500	313	29	208	805	71-56	581-52	1119	64-49	110
2002	.262	5503	749	1441	291	32	167	719	64-37	589-57	1120	71-27	83
2003	.263	5583	805	1466	308	30	191	763	61-38	557-44	1021	66-30	95
2004	.267	5468	803	1458	294	36	187	756	98-52	590-54	999	89-30	128
2005	.256	5462	693	1400	281	32	161	654	82-42	481-43	1037	115-44	89
2006	.255	5521	735	1407	275	27	174	708	100-46	585-54	1076	79-36	80
2007	.260	5605	723	1457	293	30	167	700	77-40	547-40	1043	65-33	103
2008	.263	5451	712	1432	284	22	167	684	57-41	449-42	1051	114-52	67
2009	.260	5436	643	1415	270	32	142	616	66-45	448-37	990	113-44	78
2010	.247	5452	611	1348	252	25	108	577	75-29	415-27	1025	100-36	103
2011	.258	5598	615	1442	309	28	95	579	66-37	401-34	1164	118-33	116
2012	.236	5407	583	1276	238	28	146	545	54-30	463-19	1365	105-46	118
2013	.240	5457	610	1307	266	16	148	566	46-38	426-17	1535	110-61	125
2014	.242	5447	629	1317	240	19	163	596	36-58	495-27	1442	122-37	106
2015	.250	5459	729	1363	278	26	230	691	28-43	486-22	1392	121-48	85
2016	.247	5545	724	1367	291	29	198	689	27-31	554-31	1452	102-44	7
2017	.282	5611	896	1581	346	20	238	854	11-61	509-27	1087	98-42	99

ONE MILLION RUNS

Former Astros player and general manager Bob Watson scored the millionth run in Major League Baseball history in 1975. Watson was on base for Houston when Milt May slugged a home run against the Giants at Candlestick Park on May 4.

TEAM PITCHING YEAR-BY-YEAR

Year	W-L	ERA	G	GS	CG	SHO	SV	IP	H	R	ER	HR	HB	BB-I	SO
1962	64-96	3.83	160	160	34	9	NA	1453.2	1446	717	618	113	37	471-19	1047
1963	66-96	3.44	162	162	36	16	NA	1450.1	1341	640	554	95	35	378-23	937
1964	66-96	3.41	162	162	30	9	29	1428.0	1421	628	541	105	28	353-53	852
1965	65-97	3.84	162	162	29	7	20	1461.1	1459	711	624	123	40	388-68	931
1966	72-90	3.76	162	162	34	13	21	1443.2	1468	695	603	130	34	391-44	929
1967	69-93	4.03	162	162	35	8	17	1445.2	1444	742	647	120	43	485-47	1060
1968	72-90	3.26	162	162	50	12	17	1447.0	1362	588	524	68	36	479-85	1021
1969	81-81	3.60	162	162	52	11	34	1436.0	1347	668	574	111	35	547-65	1221
1970	79-83	4.23	162	162	36	6	35	1456.0	1491	763	685	131	41	577-45	942
1971	79-83	3.13	162	162	43	10	25	1471.1	1318	567	512	75	60	476-51	914
1972	84-69	3.78	153	153	38	14	31	1358.0	1339	639	581	114	38	498-31	972
1973	82-80	3.78	162	162	45	14	25	1460.2	1389	672	662	111	29	575-64	907
1974	81-81	3.46	162	162	36	18	18	1450.2	1396	632	558	84	37	601-56	738
1975	64-97	4.03	161	161	39	6	25	1458.0	1436	711	653	106	38	679-43	839
1976	80-82	3.56	162	162	42	17	29	1444.1	1349	657	571	82	25	662-43	780
1977	81-81	3.54	162	162	37	11	28	1465.2	1384	650	576	110	25	545-33	871
1978	74-88	3.63	162	162	48	17	23	1440.1	1328	634	581	86	31	578-54	930
1979	89-73	3.19	162	162	55	19	31	1447.2	1278	582	514	90	24	504-24	854
1980	93-70	3.10	163	163	31	18	41	1482.2	1367	589	511	69	25	466-26	929
1981	61-49	2.66	110	110	25	19	25	990.0	842	331	293	40	11	300-24	610
1982	77-85	3.42	162	162	37	16	31	1446.2	1338	620	549	87	33	479-40	899
1983	85-77	3.45	162	162	22	14	48	1466.1	1276	646	562	94	27	570-49	904
1984	80-82	3.32	162	162	24	13	29	1449.1	1350	630	534	91	17	502-58	950
1985	83-79	3.66	162	162	17	9	42	1458.0	1393	691	593	119	25	543-50	909
1986	96-66	3.15	162	162	18	19	51	1456.1	1203	569	509	116	23	523-60	1160
1987	76-86	3.84	162	162	13	13	33	1441.1	1363	678	615	141	26	525-61	1137
1988	82-80	3.41	162	162	21	15	40	1474.2	1339	631	558	123	37	478-73	1049
1989	86-76	3.64	162	162	19	12	38	1479.1	1379	669	599	105	25	551-94	965
1990	75-87	3.61	162	162	12	6	37	1450.0	1396	656	581	130	38	496-74	854
1991	65-97	4.00	162	162	7	13	36	1453.0	1347	717	646	129	29	651-62	1033
1992	81-81	3.72	162	162	5	12	45	1459.1	1386	668	603	114	38	539-60	978
1993	85-77	3.49	162	162	18	14	43	1441.1	1363	630	559	117	41	476-52	1056
1994	66-49	3.97	115	115	9	6	29	1029.2	1043	503	454	102	34	367-34	739
1995	76-68	4.06	144	144	6	8	32	1320.1	1357	674	596	118	50	460-52	1056
1996	82-80	4.37	162	162	13	4	35	1447.0	1541	792	702	154	70	539-60	1163
1997	84-78	3.66	162	162	16	12	37	1459.0	1379	660	594	134	52	511-25	1138
1998	102-60	3.50	162	162	12	11	44	1471.1	1435	620	572	147	42	465-25	1187
1999	97-65	3.83	162	162	12	8	48	1458.2	1485	675	620	128	40	478-17	1204
2000	72-90	5.42	162	162	8	2	30	1437.2	1596	944	865	234	60	598-25	1064
2001	93-69	4.37	162	162	7	6	48	1454.2	1453	769	707	221	70	486-22	1228
2002	84-78	4.00	162	162	2	11	43	1445.0	1423	695	643	151	55	546-78	1219
2003	87-75	3.86	162	162	1	5	50	1450.0	1350	677	622	161	74	565-53	1139
2004	92-70	4.05	162	162	2	13	47	1443.0	1416	698	650	174	68	525-61	1282
2005	89-73	3.51	163	163	6	11	45	1443.0	1336	609	563	155	59	440-29	1164
2006	82-80	4.08	162	162	5	12	42	1468.2	1425	719	666	182	54	480-65	1160
2007	73-89	4.68	162	162	2	6	38	1464.2	1566	813	761	206	63	510-62	1109
2008	86-75	4.36	161	161	4	13	48	1425.1	1453	743	691	197	50	492-53	1095
2009	74-88	4.54	162	162	5	10	39	1430.0	1521	770	722	176	50	546-56	1144
2010	76-86	4.09	162	162	4	11	45	1439.1	1446	729	654	140	40	548-39	1210
2011	56-106	4.51	162	162	2	6	25	1435.0	1477	796	719	188	53	560-59	1191
2012	55-107	4.56	162	162	3	2	31	1423.1	1493	794	721	173	48	540-40	1170
2013	51-111	4.79	162	162	2	1	32	1440.0	1530	848	766	191	56	616-32	1084
2014	70-92	4.11	162	162	7	3	31	1438.2	1437	723	657	139	52	484-32	1137
2015	86-76	3.57	162	162	5	13	39	1441.0	1308	618	572	148	43	423-17	1280
2016	84-78	4.06	162	162	2	8	44	1468.0	1441	701	663	181	39	453-19	1396
2017	101-61	4.12	162	162	1	9	45	1446.0	1314	700	662	192	70	522-17	1593

HITTING STREAKS YEAR-BY-YEAR

1962	Roman Mejias 16; Joey Amalfitano, Norm Larker and Carl Warwick 12; Bob Lillis 11; Bob Aspromonte 10.
1963	Al Spangler 14.
1964	Walt Bond, Jerry Grote and Bob Aspromonte 11.
1965	Bob Aspromonte, Rusty Staub (twice) and Jimmy Wynn 12; Bob Aspromonte 11; Bob Aspromonte 10.
1966	Rusty Staub 17; Sonny Jackson 15; Bob Aspromonte 12; Sonny Jackson 11.
1967	Rusty Staub 20; Rusty Staub 14; Bob Aspromonte 12; Joe Morgan 11.
1968	Jim Wynn 16; Jose Herrera and Jim Wynn 11; Rusty Staub and Jim Wynn 10.
1969	Denis Menke 14; Jesus Alou 12; Joe Morgan and Denis Menke 11; Curt Blefary 10.
1970	Doug Rader 17; Cesar Cedeno 14; Denis Menke 11; Bob Watson and Jesus Alou 10.
1971	Joe Morgan 16; Jesus Alou (twice), Cesar Cedeno, Jimmy Wynn and Doug Rader 10.
1972	Cesar Cedeno 14; Tommy Helms 13; Lee May 12; John Edwards 10.
1973	Lee May 21; Bob Watson 19; Bob Gallagher 12; Cesar Cedeno (twice) and Roger Metzger 11; Tommy Helms and Bob Watson (twice) 10.
1974	Cesar Cedeno 13; Tommy Helms, Cesar Cedeno and Greg Gross 11.
1975	Bob Watson 13; Bob Watson and Wilbur Howard 12; Greg Gross and Cesar Cedeno 11; Cesar Cedeno, Jose Cruz and Greg Gross 10.
1976	Cesar Cedeno 19; Rob Andrews 13; Jose Cruz and Cesar Cedeno 11; Enos Cabell 10.
1977	Cesar Cedeno 22; Terry Puhl 17; Jose Cruz 13; Art Howe and Jose Cruz 11; Enos Cabell 10.
1978	Terry Puhl 18; Bob Watson 17; Enos Cabell 14; Jose Cruz, Art Howe and Terry Puhl 11; Bob Watson 10.
1979	Enos Cabell, Jose Cruz and Craig Reynolds 15; Rafael Landestoy, Terry Puhl (twice) and Bob Watson 12; Art Howe and Jeff Leonard 10.
1980	Cesar Cedeno, Enos Cabell and Joe Morgan 11; Denny Walling and Enos Cabell 10.
1981	Art Howe 23; Tony Scott 12; Kiko Garcia, Phil Garner and Terry Puhl 10.
1982	Dickie Thon 21; Ray Knight 16; Jose Cruz 14; Ray Knight (twice) 12; Ray Knight 11; Bill Doran 20.
1983	Jose Cruz 19; Jose Cruz, Ray Knight and Dickie Thon 12; Jose Cruz 10.
1984	Bill Doran 15; Craig Reynolds 14; Kevin Bass and Jose Cruz 12; Jose Cruz and Jerry Mumphrey 11; Alan Ashby, Jose Cruz and Bill Doran 10.
1985	Jose Cruz, Jerry Mumphrey and Denny Walling 12; Bill Doran 11; Bill Doran 10.
1986	Kevin Bass 20; Billy Hatcher 15; Kevin Bass 13; Denny Walling 12; Bill Doran and Kevin Bass 11.
1987	Billy Hatcher 16; Bill Doran 14; Gerald Young 11; Glenn Davis and Gerald Young 10.
1988	Rafael Ramirez and Gerald Young 12; Glenn Davis (twice) 11; Bill Doran and Billy Hatcher 10.
1989	Craig Biggio 12; Ken Caminiti, Rafael Ramirez and Gerald Young 10.
1990	Craig Biggio 10.
1991	Jeff Bagwell 13; Jeff Bagwell 12; Jeff Bagwell, Craig Biggio and Steve Finley 10.
1992	Ken Caminiti 12; Jeff Bagwell and Steve Finley (twice) 11.
1993	Jeff Bagwell and Luis Gonzalez 14; Jeff Bagwell (twice) 11; Jeff Bagwell and Ken Caminiti (twice) 10.
1994	Jeff Bagwell 18; Ken Caminiti 14; Jeff Bagwell 11; Craig Biggio and James Mouton 10.
1995	Jeff Bagwell, Brian Hunter and Tony Eusebio 12; Brian Hunter 11; Craig Shipley, Tony Eusebio, Orlando Miller and Mike Simms 10.
1996	Jeff Bagwell 14; Derek Bell 11.
1997	Luis Gonzalez 23; Craig Biggio 14; Jeff Bagwell and Bill Spiers 12; Chuck Carr 11; Brad Ausmus 10.
1998	Derek Bell 14; Jeff Bagwell 13; Jeff Bagwell and Derek Bell 11; Craig Biggio and Derek Bell 10.
1999	Jeff Bagwell and Ken Caminiti 14; Craig Biggio 13; Craig Biggio and Carl Everett 12; Carl Everett 11; Jeff Bagwell (twice) and Tim Bogar 10.
2000	Tony Eusebio 24; Jeff Bagwell 18; Craig Biggio 16; Richard Hidalgo 15; Richard Hidalgo and Julio Lugo 14; Moises Alou and Jeff Bagwell 12; Jeff Bagwell (twice) and Bill Spiers 10.
2001	Moises Alou 23, Lance Berkman 21, Craig Biggio 18; Jeff Bagwell, Richard Hidalgo and Craig Biggio 12; Craig Biggio 11.
2002	Jeff Bagwell 15, Daryle Ward 15, Craig Biggio, Jose Vizcaino, Brad Ausmus and Jeff Bagwell 10.
2003	Lance Berkman 18, Geoff Blum 16, Jeff Kent (twice) 13; Lance Berkman and Craig Biggio 10.
2004	Jeff Kent 25; Craig Biggio 14; Jeff Bagwell, Craig Biggio and Adam Everett 11; Adam Everett 10.
2005	Lance Berkman, Chris Burke, and Morgan Ensberg 11; Willy Taveras 10.
2006	Willy Taveras 30; Lance Berkman and Willy Taveras 11; Morgan Ensberg and Luke Scott 10.
2007	Mark Loretta 15; Lance Berkman 11; Lance Berkman, Carlos Lee, Mike Lamb, Morgan Ensberg and Luke Scott 10.
2008	Lance Berkman 17; Hunter Pence 16; Ty Wigginton 15; Hunter Pence and Miguel Tejada 13; Miguel Tejada 12; Carlos Lee (twice) and Hunter Pence 11; Lance Berkman, Kazuo Matsui and Miguel Tejada 10.
2009	Miguel Tejada 21; Miguel Tejada 17; Carlos Lee 12; Lance Berkman, Michael Bourn and Miguel Tejada 11; Carlos Lee 10.
2010	Chris Johnson 14; Hunter Pence 14; Michael Bourn 12; Jeff Keppinger 10; Carlos Lee 10; Hunter Pence 10; Angel Sanchez 10.
2011	Hunter Pence 23; Hunter Pence 15; Carlos Lee 14; Michael Bourn 13; Michael Bourn 12; Michael Bourn, Hunter Pence, Humberto Quintero, and Brett Wallace 11; Jeff Keppinger and Carlos Lee 10.
2012	Justin Maxwell 10.
2013	Robbie Grossman 14; Jason Castro 12; Jose Altuve 11; Robbie Grossman 10.
2014	Jose Altuve 14; Chris Carter and Jose Altuve (twice) 12; George Springer 11; Robbie Grossman 10.
2015	Jose Altuve and George Springer 14; Chris Carter 12; Jake Marisnick and Jose Altuve 11.
2016	Carlos Correa and Marwin Gonzalez 13; Jose Altuve (twice) 12; Carlos Correa and Jose Altuve 11; George Springer, Alex Bregman, Jose Altuve and George Springer 10.
2017	Jose Altuve 19; Carlos Correa 15; Alex Bregman 14; George Springer 13; George Springer 12; Evan Gattis, Marwin Gonzalez (twice) and Yuli Gurriel 11; Alex Bregman and Carlos Correa 10.

**10 or more games

*Franchise Record

TOP ALL-TIME HITTING STREAKS

Willy Taveras	30-2006
Jeff Kent	25-2004
Tony Eusebio	24-2000
Hunter Pence	23-2011
Moises Alou	23-2001
Luis Gonzalez	23-1997
Art Howe	23-1981
Cesar Cedeno	22-1977
Miguel Tejada	21-2009
Lance Berkman	21-2001
Dickie Thon	21-1982
Lee May	21-1973
Kevin Bass	20-1986
Rusty Staub	20-1967

DOUBLE-DIGIT ROOKIE HOMERS

1. Carlos Correa	22	2015
2. Lance Berkman	21	2000
3. George Springer	20	2014
4. Glenn Davis	20	1985
5. Yuli Gurriel	18	2017
6. Hunter Pence	17	2007
7. Jeff Bagwell	15	1991
8. Jon Singleton	14	2014
Mitch Meluskey	14	2000
Joe Morgan	14	1965
11. Preston Tucker	13	2015
Luis Gonzalez	13	1991
13. Bob Aspromonte	12	1962
14. Chris Johnson	11	2010
Chris Truby	11	2000
16. Luke Scott	10	2006
Julio Lugo	10	2000
Cliff Johnson	10	1974
John Bateman	10	1963

30 HOME RUNS ■ 100 RBI ■ 100 RUNS SCORED ■ .300 HITTERS

30 HOME RUN SEASONS

1.	Jimmy Wynn371967
2.	Jimmy Wynn331969
3.	Glenn Davis311986
4.	Glenn Davis301988
5.	Glenn Davis341989
6.	Jeff Bagwell391994
7.	Jeff Bagwell311996
8.	Jeff Bagwell431997
9.	Moises Alou381998
10.	Jeff Bagwell341998
11.	Jeff Bagwell421999
12.	Jeff Bagwell472000
13.	Richard Hidalgo442000
14.	Jeff Bagwell392001
15.	Lance Berkman342001
16.	Lance Berkman422002
17.	Jeff Bagwell312002
18.	Jeff Bagwell392003
19.	Moises Alou302001
20.	Lance Berkman302004
21.	Morgan Ensberg362005
22.	Lance Berkman452006
23.	Lance Berkman342007
24.	Carlos Lee322007
25.	Chris Carter372014
26.	Evan Gattis322016
27.	George Springer342017

100 RBI SEASONS

1.	Jimmy Wynn1071967
2.	Lee May1051973
3.	Cesar Cedeno1021974
4.	Bob Watson1021976
5.	Bob Watson1101977
6.	Glenn Davis1011986
7.	Jeff Bagwell1161994
8.	Jeff Bagwell1201996
9.	Derek Bell1131996
10.	Jeff Bagwell1351997
11.	Moises Alou1241998
12.	Jeff Bagwell1111998
13.	Derek Bell1081998
14.	Jeff Bagwell1261999
15.	Carl Everett1081999
16.	Jeff Bagwell1322000
17.	Richard Hidalgo1222000
18.	Moises Alou1142000
19.	Jeff Bagwell1302001
20.	Lance Berkman1262001
21.	Moises Alou1082001
22.	Lance Berkman1282002
23.	Jeff Bagwell1002003
24.	Jeff Kent1072004
25.	Lance Berkman1062004
26.	Morgan Ensberg1012005
27.	Lance Berkman1362006
28.	Carlos Lee1192007
29.	Lance Berkman1022007
30.	Lance Berkman1062008
31.	Carlos Lee1002008
32.	Carlos Lee1022009

The lists below include all instances in Houston franchise history in which a player has recorded 30 home runs, 100 RBI, 100 runs scored, or a .300 average (qualifiers only) in one season.

.300 AVERAGE SEASONS

1.	Rusty Staub3331967
2.	Denis Menke3041970
3.	Cesar Cedeno3201972
4.	Bob Watson3121972
5.	Cesar Cedeno3201973
6.	Bob Watson3121973
7.	Greg Gross3141974
8.	Bob Watson3241975
9.	Bob Watson3131976
10.	Jose Cruz3151978
11.	Cesar Cedeno3091980
12.	Jose Cruz3021980
13.	Jose Cruz3181983
14.	Roy Knight3041983
15.	Jose Cruz3121984
16.	Terry Puhl3011984
17.	Jose Cruz3001985
18.	Kevin Bass3111986
19.	Jeff Bagwell3201993
20.	Luis Gonzalez3001993
21.	Jeff Bagwell3681994
22.	Craig Biggio3181994
23.	Derek Bell3341995
24.	Craig Biggio3021995
25.	Jeff Bagwell3151996
26.	Craig Biggio3091997
27.	Craig Biggio3251998
28.	Derek Bell3141998
29.	Moises Alou3121998
30.	Jeff Bagwell3041998
31.	Carl Everett3251999
32.	Jeff Bagwell3041999
33.	Moises Alou3552000
34.	Richard Hidalgo3142000
35.	Jeff Bagwell3102000
36.	Moises Alou3312001
37.	Lance Berkman3312001
38.	Richard Hidalgo3092003
39.	Lance Berkman3162004
40.	Lance Berkman3152006
41.	Carlos Lee3032007
42.	Lance Berkman3122008
43.	Miguel Tejada3132009
44.	Carlos Lee3002009
45.	Jose Altuve3412014
46.	Jose Altuve3132015
47.	Jose Altuve3382016
48.	Jose Altuve3462017
49.	Josh Reddick3142017
50.	Marwin Gonzalez3032017

100 RUNS SCORED SEASONS

1.	Joe Morgan1001965
2.	Jimmy Wynn1021967
3.	Jimmy Wynn1131969
4.	Joe Morgan1021970
5.	Jimmy Wynn1171972
6.	Cesar Cedeno1031972
7.	Enos Cabell1011977
8.	Jeff Bagwell1041994
9.	Craig Biggio1231995
10.	Craig Biggio1131996
11.	Jeff Bagwell1111996
12.	Craig Biggio1461997
13.	Jeff Bagwell1091997
14.	Jeff Bagwell1241998
15.	Craig Biggio1231998
16.	Derek Bell1111998
17.	Moises Alou1041998
18.	Jeff Bagwell1431999
19.	Craig Biggio1231999
20.	Jeff Bagwell1522000
21.	Richard Hidalgo1182000
22.	Jeff Bagwell1262001
23.	Lance Berkman1102001
24.	Craig Biggio1182001
25.	Lance Berkman1062002
26.	Lance Berkman1102003
27.	Jeff Bagwell1092003
28.	Craig Biggio1022003
29.	Jeff Bagwell1042004
30.	Lance Berkman1042004
31.	Craig Biggio1002004
32.	Lance Berkman1142008
33.	George Springer1162016
34.	Jose Altuve1082016
35.	Jose Altuve1122017
36.	George Springer1122017

ELITE COMPANY

Jeff Bagwell hit 43 home runs and stole 31 bases in 1997. He also hit 42 HR with 30 SB in 1999. Bagwell joins Barry Bonds as the only two players in Major League history to record as many as two 40HR/30SB seasons. Jeff is also the only first baseman in Major League history with a "30-30" season, thanks to his efforts in 1997 and 1999.

MOST VALUABLE PLAYER ■ CY YOUNG ■ ROOKIE OF THE YEAR

Jose Altuve (AL) and **Jeff Bagwell** (NL) are the only players in franchise history to win Most Valuable Player awards. **Bagwell** and **Carlos Correa** (AL) are the only players in club history who have captured the Jackie Robinson Rookie of the Year award. Astros pitchers have captured the Cy Young Award three times, **Dallas Keuchel** in 2015 (AL), **Mike Scott** in 1986 (NL) and **Roger Clemens** in 2004 (NL). Listed below are all Astros who finished in the top 10 of the MVP voting or received consideration in one year for the circuit's Cy Young and Rookie of the Year honors.

CY YOUNG AWARD

J.R. Richard.....	1976.....	7th
J.R. Richard.....	1978.....	5th
Joe Niekro.....	1979.....	2nd
J.R. Richard.....	1979.....	3rd
Joe Niekro.....	1980.....	4th
Joe Sambito.....	1980.....	T-5th
Nolan Ryan.....	1981.....	4th
Nolan Ryan.....	1983.....	9th
Mike Scott.....	1986.....	1st
Nolan Ryan.....	1987.....	T-5th
Mike Scott.....	1987.....	7th
Mike Scott.....	1989.....	2nd
Mark Portugal.....	1993.....	T-6th
Doug Drabek.....	1994.....	T-4th
Shane Reynolds.....	1996.....	T-9th
Darryl Kile.....	1997.....	5th
Mike Hampton.....	1999.....	2nd
Jose Lima.....	1999.....	T-4th
Bill Wagner.....	1999.....	T-4th
Roy Oswalt.....	2001.....	5th
Roy Oswalt.....	2002.....	T-4th
Roger Clemens.....	2004.....	1st
Roy Oswalt.....	2004.....	3rd
Brad Lidge.....	2004.....	T-8th
Roger Clemens.....	2005.....	3rd
Roy Oswalt.....	2005.....	4th
Andy Pettitte.....	2005.....	T-5th
Roy Oswalt.....	2006.....	4th
Brett Myers.....	2010.....	T-10th
Dallas Keuchel.....	2015.....	1st
Collin McHugh.....	2015.....	8th
Justin Verlander.....	2017.....	5th

MOST VALUABLE PLAYER

Cesar Cedeno.....	1972.....	6th
Lee May.....	1972.....	9th
Joe Niekro.....	1979.....	6th
Jose Cruz.....	1980.....	3rd
Jose Cruz.....	1983.....	6th
Dickie Thon.....	1983.....	7th
Jose Cruz.....	1984.....	8th
Glenn Davis.....	1986.....	2nd
Kevin Bass.....	1986.....	7th
Mike Scott.....	1986.....	10th
Glenn Davis.....	1988.....	8th
Glenn Davis.....	1989.....	7th
Jeff Bagwell.....	1994.....	1st
Craig Biggio.....	1995.....	10th
Jeff Bagwell.....	1996.....	9th
Jeff Bagwell.....	1997.....	3rd
Craig Biggio.....	1997.....	4th
Moises Alou.....	1998.....	3rd
Craig Biggio.....	1998.....	5th
Jeff Bagwell.....	1999.....	2nd
Jeff Bagwell.....	2000.....	7th
Lance Berkman.....	2001.....	5th
Jeff Bagwell.....	2001.....	7th
Lance Berkman.....	2002.....	3rd
Lance Berkman.....	2004.....	7th
Roger Clemens.....	2004.....	8th
Morgan Ensberg.....	2005.....	4th
Lance Berkman.....	2006.....	3rd
Lance Berkman.....	2008.....	5th
Dallas Keuchel.....	2015.....	5th
Jose Altuve.....	2015.....	10th
Jose Altuve.....	2016.....	3rd
Jose Altuve.....	2017.....	1st

ROOKIE OF THE YEAR

Joe Morgan.....	1965.....	2nd
Sonny Jackson.....	1966.....	2nd
Cesar Cedeno.....	1970.....	4th
Greg Gross.....	1974.....	2nd
Floyd Bannister.....	1977.....	4th
Jeffrey Leonard.....	1979.....	2nd
Dave Smith.....	1980.....	5th
Bill Doran.....	1983.....	5th
Frank DiPino.....	1983.....	6th
Glenn Davis.....	1985.....	5th
Charlie Kerfeld.....	1986.....	4th
Jim Deshaies.....	1986.....	T-7th
Gerald Young.....	1987.....	5th
Jeff Bagwell.....	1991.....	1st
Brian Williams.....	1992.....	T-7th
John Hudek.....	1994.....	2nd
Brian Hunter.....	1995.....	T-7th
Mitch Meluskey.....	2000.....	5th
Lance Berkman.....	2000.....	T-6th
Roy Oswalt.....	2001.....	2nd
Brad Lidge.....	2003.....	T-5th
Jerome Robertson.....	2003.....	7th
Willy Taveras.....	2005.....	2nd
Hunter Pence.....	2007.....	3rd
Collin McHugh.....	2014.....	4th
George Springer.....	2014.....	8th
Carlos Correa.....	2015.....	1st
Chris Devenski.....	2016.....	4th
Yuli Gurriel.....	2017.....	4th

PINCH-HIT HOME RUNS ■ WALKOFF HOME RUNS LEADOFF HOME RUNS ■ CYCLES ■ GRAND SLAMS

The following charts include the Houston franchise's career leaders in the pinch-hit HR, walk-off HR, leadoff HR, cycles, and grand slams. Craig Biggio is the NL career leader in leadoff home runs with 53 (2nd all-time).

CAREER PINCH-HIT HOME RUNS

Cliff Johnson.....	9
Mike Lamb.....	6
Denny Walling.....	6
Morgan Ensberg.....	5
Jason Lane.....	5
Orlando Merced.....	5
Daryle Ward.....	5
Kevin Bass.....	4
Tony Eusebio.....	4

CAREER WALK-OFF HOME RUNS

Jose Cruz.....	6
Carlos Lee.....	4
Bob Aspromonte.....	3
Jeff Bagwell.....	3
Kevin Bass.....	3
Craig Biggio.....	3
Jason Castro.....	3
Glenn Davis.....	3
Doug Rader.....	3
Jimmy Wynn.....	3

CAREER GRAND SLAMS

Carlos Lee.....	7
Bob Aspromonte.....	6
Denny Walling.....	6
Lance Berkman.....	5
Bob Watson.....	5
Kevin Bass.....	4
Craig Biggio.....	4
Cesar Cedeno.....	4
George Springer.....	4
Brad Ausmus.....	3
Lance Berkman.....	3
Ken Caminiti.....	3
Jason Castro.....	3
Jose Cruz.....	3
Morgan Ensberg.....	3
Mike Lamb.....	3
Terry Puhl.....	3
Doug Rader.....	3

CAREER CYCLES

8/2/72.....	Cesar Cedeno.....	vs. CIN
8/9/76.....	Cesar Cedeno.....	at STL
6/24/77.....	Bob Watson.....	vs. SF
8/25/92.....	Andujar Cedeno.....	vs. STL
7/18/01.....	Jeff Bagwell.....	vs. STL
4/8/02.....	Craig Biggio.....	at COL
7/28/06.....	Luke Scott.....	vs. ARI
7/19/13.....	Brandon Barnes.....	vs. SEA

CAREER LEAD-OFF HOME RUNS

Craig Biggio.....	53
George Springer.....	19
Terry Puhl.....	13
Jose Altuve.....	10
Joe Morgan.....	10
Bill Doran.....	8
Al Spangler.....	6

HOUSTON GRAND SLAM HOME RUNS (153)

PLAYER	DATE	OPP	PITCHER	INN
Buddin	6-10-62	LA	Moeller	6
Larker	6-20-62	@ SF	Marichal	3
Aspromonte	6-11-63	CHI	McDaniel	10
Campbell	7-4-63	CIN	Jay	8
Aspromonte	7-26-63	NY	Stallard	1
Aspromonte	6-11-64	CIN	Tsitouris	5
Aspromonte	6-29-64	PHI	Mahaffey	1
NONE	1965			
Aspromonte	8-11-66	@ CHI	Roberts	2
Aspromonte	8-26-66	CHI	Koonce	9
Harrison	9-16-66	PHI	Short	4
NONE	1967			
Miller	8-10-68	PIT	Face	9
Torres	4-27-69	@ SF	Sadecki	2
Rader	5-27-69	PHI	Peraza	9
Menke	7-30-69	@ NY	Koonce	9
Wynn	7-30-69	@ NY	Taylor	9
Rader	6-4-70	MON	McGinn	1
Pepitone	6-10-70	NY	Ryan	4
Menke	7-9-70	LA	Foster	1
Watson	9-7-70	@ SD	Willis	6
Watson	9-17-70	@ LA	Brewe	7
Rader	5-16-71	STL	Reuss	1
Cedeno	9-2-71	LA	Osteen	5
Wynn	5-1-72	@ PIT	Blass	5
L. May	5-6-73	@ NY	Sadecki	7
Helms	6-21-73	@ SD	Corkins	4
Cedeno	6-24-73	@ SF	Moffitt	7
L. May	7-4-73	@ ATL	Frisella	8
Watson	8-20-73	PIT	Lamb	5
*M. May	5-22-74	SD	Romo	9
Cedeno	6-11-74	PHI	Ruthven	7
*C. Johnson	6-15-75	@ STL	Garman	9
Watson	8-14-76	PIT	Candelaria	6
Howe	8-15-77	@ ATL	Capra	1
Watson	9-4-77	@ MON	Brown	1
NONE	1978			
NONE	1979			
Cedeno	8-26-80	@ STL	Kaat	5
Cruz	9-6-80	STL	Martin	3
NONE	1981			
Puhl	5-22-82	NY	Allen	9
Cruz	9-20-83	@ LA	Hooton	2
Cruz	8-22-84	@ CHI	Ruthven	2
Reynolds	9-6-84	@ SF	Laskey	1
Pankovits	5-29-85	PIT	Candelaria	7
Bailey	6-11-85	SD	Lefferts	6
Bailey	8-20-85	@ STL	Horton	3
Ashby	10-5-85	@ SD	Wojna	2
*Reynolds	4-12-86	ATL	Mahler	6
Puhl	5-4-86	@ MON	Smith	3
Garner	6-14-86	SF	Robinson	7
Bass	7-7-86	@ MON	Schatzeder	9
Hatcher	8-5-86	@ LA	Powell	9
Hatcher	6-3-87	@ CHI	Sutcliffe	4
Ashby	6-10-87	SD	S. Davis	4
Puhl	9-28-87	LA	Hershiser	5
*Bass	4-10-88	@ CIN	Perry	9
Ramirez	5-29-88	@ CHI	Capel	6
Bell	7-14-88	@ PHI	Rawley	1
Doran	8-2-88	@ SF	Bockus	4

PLAYER	DATE	OPP	PITCHER	INN
Meadows	6-4-89	LA	Belcher	5
Doran	6-11-89	ATL	Puleo	2
Bass	8-20-89	CHI	Williams	9
Ramirez	8-29-89	@ CHI	Wilkins	6
Biggio	9-14-89	@ LA	Wetteland	2
Bass	9-20-89	@ ATL	Eichhorn	7
NONE	1990			
Caminiti	7-29-91	STL	B. Smith	4
Anthony	7-27-92	@ ATL	Pena	11
Anthony	8-31-92	PHI	Baller	6
NONE	1993			
Mouton	4-23-94	@ STL	Palacios	8
Finley	7-17-94	@ PIT	Wagner	3
Biggio	7-24-94	PIT	Lieber	5
Eusebio	5-19-95	MON	Cornelius	7
Eusebio	6-28-95	STL	Parrett	8
*D. May	9-5-95	CIN	Jarvis	7
*Berry	6-13-96	@ SF	M. Leiter	5
Berry	6-25-96	@ SD	Bochtler	8
Ausmus	7-14-97	@ CHI	Bottenfield	7
Gonzalez	7-20-97	@ MON	Daal	8
Bagwell	9-8-98	CIN	Krivda	3
Bell	6-13-99	SD	Murray	6
Everett	6-20-99	MON	Urbina	8
Mieske	7-23-99	SD	Wall	8
Bagwell	7-28-99	@ COL	Porzio	7
Caminiti	8-31-99	NY	Wendell	8
Hidalgo	4-4-00	@ PIT	Schmidt	6
Bagwell	4-14-00	@ SD	Walker	6
Caminiti	5-9-00	COL	Karl	5
Spiers	7-23-00	STL	Slocumb	7
Truby	8-6-00	MON	Thurman	3
Ward	4-3-01	MIL	Haynes	3
Lugo	4-27-01	FLA	Penny	4
Bagwell	5-6-01	@MON	Telford	6
Bagwell	5-21-01	@SD	Eaton	3
Castilla	6-1-01	LA	Prokopec	5
Berkman	6-14-01	@MIN	Mays	6
*Merced	7-20-01	CHI	Lieber	5
Berkman	6-20-02	@MIL	Wright	4
*Zaun	6-27-02	ARI	Kim	9
Ward	7-6-02	PIT	Wells	4
Ausmus	4-4-03	@STL	Tomko	1
Ensberg	6-3-03	BAL	Ligtenberg	8
Everett	7-9-03	CIN	Graves	1
Kent	9-1-03	@LA	Myers	9
Bagwell	4-9-04	@MIL	Kieschnick	6
Berkman	4-11-04	@MIL	Davis	3
Ensberg	7-3-04	TEX	Rodriguez	5
Kent	9-1-04	@CIN	Wagner	7
Lamb	5-1-05	CHI	Prior	5
Ensberg	6-28-05	@COL	Jennings	5
Ausmus	8-5-06	@ARI	Nippert	2
Lane	8-29-06	MIL	Kolb	8
Lee	4-13-07	@PHI	Myers	3
Biggio	4-20-07	@MIL	Aquino	9
Pence	5-5-07	@STL	Dove	8
Lamb	6-17-07	SEA	Washburn	1
Lee	6-28-07	COL	Fuentes	11
Biggio	7-24-07	LAD	Seanez	6
*Lamb	8-2-07	@ATL	Soriano	8

HOUSTON GRAND SLAM HOME RUNS (153)

PLAYER	DATE	OPP	PITCHER	INN
Pence	5-20-08	@CHI	Dempster	4
Wigginton	7-6-08	@ATL	Morton	3
Lee	7-29-08	CIN	Arroyo	5
*Loretta	8-1-08	NYM	Heilman	8
Berkman	8-12-08	SF	Taschner	7
Tejada	9-10-08	PIT	Bautista	6
Lee	6-5-09	PIT	Meek	6
Lee	7-21-09	STL	Walters	7
Lee	6-9-10	@COL	Belisle	10
Berkman	7-27-10	CHC	Cashner	7
*Michaels	8-1-10	MIL	Braddock	7
Lee	7-25-11	@STL	Walters	8
*Bogusevic	8-16-11	CHC	Marmol	9
Schafer	4-22-12	LAD	Billingsley	2
Johnson	5-5-12	STL	Garcia	1
J. Martinez	6-14-12	SF	Zito	3
Dominguez	6-18-13	MIL	Gorzelanny	7
Castro	7-31-13	@BAL	Gonzalez	4
Dominguez	9-13-13	LAA	Rasmus	5

PLAYER	DATE	OPP	PITCHER	INN
Carter	6-8-14	@MIN	Duensing	7
Singleton	6-8-14	@MIN	Perkins	9
Carter	7-5-14	@LAA	Santago	3
Altuve	8-17-14	@BOS	Kelly	2
Castro	8-28-14	TEX	Mendez	5
Conger	8-1-15	ARI	Hellickson	4
Castro	8-3-15	@TEX	Lewis	4
Conger	9-4-15	MIN	Pelfrey	4
Lowrie	9-6-15	MIN	May	7
Springer	4-6-16	@NYY	Pineda	2
Rasmus	4-23-16	BOS	Buchholz	5
Springer	5-14-16	@BOS	Buchholz	2
Springer	6-24-16	@KC	Volquez	1
Gomez	7-17-16	@SEA	Karns	7
Gonzalez	5-2-17	TEX	Garcia	8
Bregman	5-14-17 (2)	@NYY	Tanaka	1
Gurriel	5-15-17	@MIA	Tazawa	6
Reddick	7-4-17	@ATL	Motte	9
Springer	9-27-17	@TEX	Barnette	6

* Pinch Hit

OPPONENT GRAND SLAMS (169)

PLAYER	DATE	OPP	PITCHER	INN
*Robinson	7-8-62	@CIN	Bruce	5
E. Bailey	4-10-63	SF	McMahon	8
Wiley	7-15-63	@NY	Johnson	2
G. Oliver	8-28-63	MIL	Farrell	8
Burton	8-31-63	@CHI	Woodeshick	9
Williams	5-1-64	CHI	Hoerner	1
Stargell	8-28-65	@PIT	Dierker	1
White	8-3-66	@PHI	Sembera	5
Pavletich	6-11-67	@CIN	Schneider	9
Mays	6-13-67	SF	Latman	10
Aaron	6-27-67	@ATL	Blasingame	3
T. Davis	7-19-67	@NY	Giusti	1
*Lock	8-14-68	@PHI	Lemaster	3
Hiatt	4-25-69	@SF	Schneider	13
Allen	5-8-69	@PHI	Griffin	3
Clemente	6-11-69	PIT	Blasingame	6
Burda	7-9-69	@SF	Guinn	8
Hickman	8-23-69	@CHI	Gladding	7
Aaron	4-10-70	ATL	Griffin	3
Santo	4-26-70	@CHI	Dierker	6
Allen	8-1-70	STL	DiLauro	7
Webster	9-7-70	@SD	Forsch	9
Marshall	5-11-71	@NY	Culver	6
Simmons	5-10-72	@STL	Roberts	3
*Foster	5-31-72	CIN	Roberts	3
McRae	6-1-72	CIN	Reuss	6
McCarver	6-2-73	@STL	Gladding	8
Bonds	6-29-73	SF	Ray	7
Boccabella	7-6-73	@MON	Crawford	6
NONE	1974			
Cey	6-18-75	@LA	Griffin	1
Summers	8-23-75	@CHI	York	7
Yeager	9-27-75	@LA	Forsch	3
Tolan	5-5-76	@PHI	Niekro	6
Murcer	5-25-76	@SF	Richard	5
Paciorek	6-22-76	@ATL	Cosgrove	3
Morgan	9-6-76	@CIN	Richard	3
Robinson	7-28-77	@PIT	Larson	6
Carter	5-3-78	@MON	Richard	3
Kingman	6-6-78	@CHI	Zamora	6
*Foster	9-11-78	@CIN	Sambito	7

PLAYER	DATE	OPP	PITCHER	INN
Freed	5-1-79	@STL	Sambito	11
Garvey	9-28-79	@LA	Ruhle	8
Knight	9-17-80	@CIN	Niekro	4
Schmidt	8-23-81	@PHI	Knepper	3
NONE	1982			
Sandberg	5-31-83	@CHI	LaCorte	6
Hubbard	6-20-83	ATL	LaCorte	5
Lefebvre	7-20-83	@PHI	Scott	1
Templeton	7-29-84	@SD	LaCoss	6
L. Smith	8-31-84	@STL	Ryan	1
Wallach	7-6-85	MON	Ryan	5
Russell	7-22-85	@PHI	Niekro	1
Concepcion	8-17-85	CIN	Niekro	1
NONE	1986			
Stillwell	4-17-87	@CIN	Lopez	5
*Nettles	5-2-87	@ATL	Lopez	6
James	5-2-87	@ATL	Solano	7
J.Clark	5-24-87	STL	Scott	1
Dawson	6-1-87	@CHI	Solano	8
Dayett	6-3-87	@CHI	Knepper	1
Moreland	6-3-87	@CHI	Solano	6
Brenly	8-12-87	@SF	Scott	7
Van Slyke	8-29-87	@PIT	Andersen	8
M. Williams	6-4-88	@SF	Ryan	5
Esasy	6-14-88	@CIN	Darwin	5
C. James	7-16-88	@PHI	Smith	8
Scioscia	6-4-89	LA	Forsch	1
Templeton	9-11-89	@SD	Darwin	6
Bonds	5-22-90	PIT	Schatzeder	3
Daniels	9-4-90	@LA	Portugal	2
McGriff	8-13-91	@SD	Portugal	3
McGriff	8-14-91	@SD	Deshaies	1
Clark	8-20-91	SF	Mallicoat	7
C. Hayes	8-28-91	@PHI	Bowen	1
Jose	5-17-92	STL	Harnisch	3
Bean	8-11-93	@SD	Kile	3
Dorsett	5-5-94	@CIN	Edens	9
Hammond	5-29-95	@FLA	Reynolds	2
E. Williams	7-9-95	SD	Brocail	7
G. Hill	7-14-95	@SF	Swindell	3
Gant	8-20-95	@CIN	T. Jones	5

OPPONENT GRAND SLAMS (169)

PLAYER	DATE	OPP	PITCHER	INN
Caminiti	4-6-96	SD	Morman	13
Hill	4-10-96	SF	Kile	4
Sandberg	5-24-96	CHI	Swindell	7
King	8-22-96	PIT	Hernandez	9
Bichette	9-10-97	@COL	Hudek	7
Piazza	4-10-98	@LA	Magnante	8
Walker	5-29-98	@COL	Henry	8
Hocking	6-4-99	@MIN	Hampton	2
Womack	7-21-99	ARI	Wagner	8
McGwire	9-17-99	@STL	Lima	4
Howard	4-11-00	STL	Holt	7
Rodriguez	4-27-00	CHI	Lima	4
Hundley	5-6-00	@LA	Dotel	3
Boone	6-10-00	@SD	Elarton	1
Edmonds	9-20-00	STL	Holt	3
Hernandez	4-12-01	@MIL	Cruz	5
Ventura	5-1-01	@NY	J.Powell	7
LaRue	5-18-01	CIN	Bottenfield	4
Grudzielanek	6-1-01	LA	Cruz	7
I.Rodriguez	6-9-01	@TEX	Lima	3
Bell	6-27-01	@ARI	Elarton	2
Gonzalez	7-3-01	ARI	Elarton	3
D.Jackson	7-14-01	SD	Miller	6
Giles	7-28-01(1)	@PIT	Wagner	9
Ramirez	8-25-01	@PIT	Mlicki	1
Sierra	6-21-02	SEA	Hernandez	2
Klesko	8-27-02	SD	Cruz	7
Alfonzo	9-23-03	SF	Miller	2
Edmonds	4-21-04	STL	Stone	6
Floyd	5-14-04	NYM	Oswalt	3
Kendall	6-23-04	PIT	Weathers	7
Blalock	7-4-04	TEX	Redding	6
Teixiera	7-4-04	TEX	Haville	9
Johnson	8-14-04	@MON	Qualls	7
Sanders	6-4-05	STL	Rodriguez	3
Atkins	6-28-05	@COL	Springer	8
J. Wilson	8-14-05	PIT	Burns	8
Garcia	4-24-06	LAD	Lidge	9
Feliz	5-15-06	SF	Buchholz	3
Podsednik	6-23-06	@CWS	Pettitte	4
Crede	6-24-06	@CWS	Qualls	7
Iguchi	6-25-06	@CWS	Lidge	9
Valentin	7-21-06	@NYM	Buchholz	2
Burrell	9-15-06	PHI	Clemens	1

PLAYER	DATE	OPP	PITCHER	INN
J. Estrada	6-26-07	@MIL	White	6
J. Estrada	9-18-07	MIL	Paulino	4
A. Dunn	7-28-08	CIN	Oswalt	3
Derosa	8-6-08	@CHI	Backe	3
Montero	8-16-08	ARI	Backe	1
Young	8-16-08	ARI	Backe	6
Pujols	4-11-09	@STL	Oswalt	5
Stewart	5-12-09	@COL	Byrdak	5
Iannetta	5-13-09	@COL	Geary	9
Soriano	7-27-09	@CHC	Sampson	13
Whiteside	8-5-09	SF	Moehler	6
Feliz	9-29-09	@PHI	Lopez	4
*Sutton	5-28-10	@CIN	Byrdak	6
Posada	6-12-10	@NYY	Rodriguez	3
Posada	6-13-10	@NYY	Daigle	5
*McCann	8-11-10	ATL	Fulchino	10
Ramirez	10-2-10	CHC	Happ	4
Sands	5-24-11	LAD	Happ	3
Renteria	8-2-11	CIN	W. Rodriguez	5
Cuddyer	5-30-12	COL	Harrell	1
Freese	6-7-12	STL	Wright	7
Dunn	6-9-12	CWS	Cruz	8
Amarista	6-28-12	SD	Myers	9
Dirks	5-13-13	@DET	Norris	4
Cruz	7-5-13	@TEX	Harrell	2
Franklin	7-21-13	SEA	Lyles	2
Encarnacion	7-26-13	@TOR	Ambriz	7
Colabello	9-2-13	MIN	Lo	9
Bruce	9-17-13	CIN	Lyles	4
Machado	6-1-14	BAL	Feldman	6
Moss	7-24-14	@OAK	Bass	6
Howard	8-7-14	@PHI	Sipp	8
McCann	6-27-15	NYN	Oberholtzer	1
Cano	4-26-16	@SEA	Feliz	7
Petit	6-20-16	LAA	Sipp	9
McCann	7-31-16	@DET	Keuchel	1
Healy	6-27-17	OAK	Hoyt	6
Gardner	6-30-17	NYN	Hoyt	7
Gregorius	7-1-17	NYN	Harris	6
Upton	7-30-17	@DET	Sipp	7
Flores	9-2-17 (1)	NYM	Harris	7
Semien	9-8-17	@OAK	Gregerson	7

*Pinch Hit

HOUSTON WALK-OFF HOME RUNS (93)

PLAYER	DATE	OPP	PITCHER	INN
Mejias	4/29/62	vs. MIL, W-3-2	McMahon	9
Aspromonte	5/12/63	vs. CHC, W-2-1	Buhl	10
Aspromonte	6/11/63	vs. CHC, W-6-2	McDaniel	10
Harrison	9/26/65	vs. CIN, W-4-2	McCool	9
Gentile	5/29/66	vs. PIT, W-3-2	Face	11
Wynn	6/26/66	vs. STL, W-6-3	Hoerner	11
Aspromonte	8/26/66	vs. CHC, W-7-4	Koonce	9
Mathews	6/17/67	vs. ATL, W-4-3	Bruce	9
Harrison	9/26/67	vs. PHI, W-3-2	Boozar	9
Rader	5/27/69	vs. PHI, W-6-2	Peraza	9
Morgan	8/9/69	vs. MTL, W-5-3	Radatz	11
Menke	9/5/69	vs. SF, W-2-0	Perry	9
Lampard	9/19/69	vs. CIN, W-3-2	Granger	9
Rader	4/18/70	vs. SD, W-4-3	Ross	9
Morgan	9/19/71	vs. CIN, W-5-4	Carroll	11
Edwards	4/24/72	vs. CHC, W-3-2	Jenkins	11

PLAYER	DATE	OPP	PITCHER	INN
Wynn	6/16/72	vs. PHI, W-1-0	Selma	11
May	8/29/72	vs. PHI, W-2-1	Scarce	9
Wynn	5/20/73	vs. SF, W-8-7	McDowell	9
Rader	5/8/74	vs. PIT, W-8-6	Sadowski	12
May	5/22/74	vs. SD, W-5-1	Romo	9
Ferguson	4/8/77	vs. ATL, W-3-2	Johnson	11
Cruz	8/1/77	vs. PIT, W-4-3	Gossage	11
Cruz	6/2/78	vs. STL, W-2-1	Denny	9
Cruz	7/17/78	vs. PHI, W-2-1	Eastwick	11
Cruz	9/10/80	vs. LA, W-6-5	Sutcliffe	12
Cruz	7/10/82	vs. STL, W-4-2	Forsch	9
Spilman	7/17/82	vs. PIT, W-4-3	Tekulve	10
Spilman	4/19/83	vs. CIN, W-6-5	Hume	9
Thon	8/10/83	vs. SD, W-4-3	DeLeon	14
Bailey	7/17/84	vs. NYM, W-3-2	Sisk	9
Bass	9/25/85	vs. LA, W-6-4	Niedenfueller	10

HOUSTON WALK-OFF HOME RUNS (93)

PLAYER	DATE	OPP	PITCHER	INN
Davis	6/23/86	vs. CIN, W-7-6	Power	9
Reynolds	7/19/86	vs. NYM, W-5-4	McDowell	9
Davis	7/22/86	vs. MTL, W-1-0	Youmans	10
Cruz	9/6/86	vs. STL, W-7-6	Worrell	9
Doran	7/9/87	vs. NYM, W-4-3	Myers	9
Bass	8/3/87	vs. SF, W-5-3	Price	13
Davis	6/8/89	vs. SD, W-7-6	Davis	10
Bass	8/20/89	vs. CHC, W-8-4	Williams	9
Anthony	5/21/90	vs. PIT, W-3-2	Power	11
Wilson	6/8/90	vs. CIN, W-3-1	Myers	10
Bagwell	4/18/92	vs. SD, W-4-2	Myers	10
Jones	4/22/92	vs. SF, W-3-1	Jackson	12
Gonzalez	6/19/92	vs. LA, W-2-1	Gott	12
Anthony	7/1/92	vs. CIN, W-3-2	Bankhead	9
Guerrero	7/21/92	vs. PIT, W-4-3	Mason	12
Bagwell	9/15/92	vs. SF, W-9-6	Reed	11
Mouton	5/27/95	vs. ATL, W-3-2	Stanton	10
Biggio	6/5/95	vs. FLA, W-6-5	Nen	9
Montgomery	7/24/96	vs. SD, W-6-4	Villone	10
Miller	7/28/96	vs. LA, W-3-2	Eischen	9
Miller	8/24/96	vs. STL, W-3-1	Stottlemire	9
Bagwell	6/3/97	vs. LA, W-4-3	Radinsky	10
Berry	7/26/97	vs. MTL, W-9-8	Urbina	10
Berry	4/18/98	vs. MTL, W-4-3	Batista	9
Biggio	5/16/98	vs. ATL, W-3-2	Ligtenberg	9
Bell	9/15/98	vs. NYM, W-6-5	Tam	12
Everett	9/10/99	vs. CHC, W-6-4	Ayala	13
Hidalgo	4/4/01	vs. MIL, W-8-6	Leskanic	12
Hidalgo	6/1/01	vs. LA, W-10-9	Fetters	9
Biggio	7/31/01	vs. NYM, W-3-2	Riggan	10
Ward	4/7/02	vs. STL, W-7-6	Hackman	12
Vizcaino	5/18/02	vs. PIT, W-2-1	Lowe	9

PLAYER	DATE	OPP	PITCHER	INN
Zaun	6/27/02	vs. ARI, W-7-4	Kim	9
Kent	4/11/03	vs. STL, W-3-2	Morris	9
Ensborg	6/11/05	vs. TOR, W-6-3	Batista	9
Lamb	7/26/05	vs. PHI, W-2-1	Madson	9
Scott	9/23/06	vs. STL, W-7-4	Johnson	9
Lee	5/15/07	vs. SF, W-6-5	Sanchez	10
Lee	6/28/07	vs. COL, W-8-5	Fuentes	11
Loretta	6/29/07	vs. COL, W-9-8	Fuentes	9
Pence	7/3/07	vs. PHI, W-5-4	Mesa	13
Tejada	4/7/08	vs. STL, W-5-3	McClellan	9
Pence	5/4/08	vs. MIL, W-8-6	Stetter	12
Berkman	8/29/08	vs. STL, W-3-2	Springer	9
Erstad	9/26/08	vs. ATL, W-5-4	Tavarez	9
Tejada	6/2/09	vs. COL, W-3-2	Fogg	11
Lee	5/5/10	vs. ARI, W-4-2	Gutierrez	9
Lee	6/3/10	vs. WSH, W-6-4	Capps	9
Bogusevic	8/16/11	vs. CHC, W-6-5	Marmol	9
Pena	6/20/13	vs. MIL, 7-4	Gonzalez	10
Carter	6/12/14	vs. ARI, 5-4	Putz	10
Castro	6/27/14	vs. DET, 4-3	Hardy	11
Castro	7/30/15	vs. LAA, 3-0	Salas	9
Altuve	7/23/15	vs. BOS, 5-4	Breslow	9
Gonzalez	8/18/15	vs. TB, 3-2	Boxberger	10
Castro	8/23/15	vs. LAD, 3-2	Hatcher	10
Gonzalez	5/11/16	vs. CLE, 5-3	Anderson	16
Springer	6/1/16	vs. ARI, 5-4	Clippard	11
Valbuena	7/8/16	vs. OAK, 10-9	Madson	9
Gattis	8/26/16	vs. TB, 5-4	Colome	9
Springer	4/5/17	vs. SEA, 5-3	De Jong	13

ASTROS HOME RUNS IN HOUSTON

On May 11, 1998, Jeff Bagwell hit his 98th Astrodome home run off the Marlins' Livan Hernandez to put the first baseman one ahead of outfielder Jimmy Wynn, whose 97 Houston homers were the most by any player in the history of the franchise. Bagwell eventually hit 126 home runs in the Astrodome before the Astros moved to Minute Maid Park in 2000. Wynn hit 93 of his roundtrippers in the Astrodome and four in Colt Stadium during his 11-year career which lasted from 1963-73. And, speaking of Colt Stadium, the record for Houston homers in that facility stands at 21 by Bob Aspromonte.

1. Jeff Bagwell..... 234
2. Lance Berkman 153
3. Craig Biggio 143
4. Jimmy Wynn 97
5. Carlos Lee 74
6. Glenn Davis..... 72
7. Morgan Ensberg 65
8. Cesar Cedeno..... 64
9. Doug Rader..... 63
10. Richard Hidalgo..... 54

ALL-TIME INSIDE-THE-PARK HOME RUNS

ASTROS: 38

5-10-62 Roman Mejias vs. Don Drysdale (LA) at HOU
 8-26-63 John Bateman vs. Hank Fischer (MIL) at HOU
 7-4-64 Joe Gaines vs. Bob Friend (PIT) at HOU
 6-12-66 Rusty Staub vs. Dick Ellsworth (CHI) at HOU
 6-21-66 Sonny Jackson vs. Don Sutton (LA) at HOU
 6-25-66 Sonny Jackson vs. Ray Washburn (STL) at HOU
 8-19-66 Sonny Jackson vs. Milt Pappas (CIN) at HOU
 7-30-67 Jimmy Wynn vs. Jack Fisher (NY) at HOU
 5-30-69 Tom Griffin vs. Bob Moose at PIT
 8-4-69 Doug Rader vs. Ferguson Jenkins (CHI) at HOU
 9-13-70 Joe Morgan vs. Rick Kester (ATL) at HOU
 6-29-71 Cesar Cedeno vs. Phil Niekro (ATL) at HOU
 9-2-71 Cesar Cedeno vs. Claude Osteen (LA) at HOU
 7-18-72 Cesar Cedeno vs. Reggie Cleveland (STL) at HOU
 8-31-74 Doug Rader vs. Jim Lonborg at PHI
 5-10-77 Wilbur Howard vs. Mike Krukow (CHI) at HOU
 6-20-79 Denny Walling vs. Craig Swan (NY) at HOU
 8-14-79 Joaquin Andujar vs. Bill Lee (MON) at HOU
 8-25-82 Art Howe vs. Ed Lynch (NY) at HOU
 7-3-83 Terry Puhl vs. Tom Niedenfuer (LA) at HOU
 7-25-85 Glenn Davis vs. Dwight Gooden at NY
 4-22-87 Bill Doran vs. David Palmer (ATL) at HOU
 6-19-87 Bill Doran vs. Orel Hershiser (LA) at HOU
 6-30-90 Franklin Stubbs vs. Darrel Akerfelds at PHI
 8-26-91 Ken Caminiti vs. Sid Fernandez (NY) at HOU
 5-8-92 Butch Henry vs. Doug Drabek at PIT
 9-1-92 Ken Caminiti vs. Cliff Brantley (PHI) at HOU
 5-22-93 Ken Caminiti vs. Andy Benes at SD
 9-14-93 Steve Finley vs. Gary Wayne at COL
 7-3-94 Ken Caminiti vs. Dan Plesac (CHI) at HOU
 7-1-97 Tim Bogar vs. Albie Lopez (CLE) at HOU
 8-29-98 Bill Spiers vs. Jason Schmidt (PIT) at HOU
 7-2-99 Carl Everett vs. Scott Sullivan at CIN
 9-27-00 Tim Bogar vs. Jimmy Anderson at PIT
 6-17-02 Lance Berkman vs. Jose Cabrera at MIL
 8-6-03 Adam Everett vs. Pedro Feliciano (NYM) at HOU
 8-20-11 Jose Altuve vs. Madison Bumgarner (SFG) at HOU
 8-2-14 Jon Singleton vs. Brett Cecil (TOR) at HOU

OPPONENTS: 43

6-23-62 Richie Ashburn vs. Dean Stone at NY
 4-22-63 Bill White (STL) vs. Ken Johnson at HOU
 4-21-64 Chico Ruiz (CIN) vs. Larry Yellen at HOU
 6-7-64 Bill Mazerowski vs. Bob Bruce at PIT
 9-1-64 Richie Allen vs. Dick Farrell at PHI
 5-23-65 Jim Hart (SF) vs. Ken Johnson at HOU
 6-11-65 Johnny Callison vs. Jim Owens at PHI
 6-22-65 Tony Gonzalez (PHI) vs. Bob Bruce at HOU
 5-14-66 Bill White vs. Larry Dierker at PHI
 8-1-66 Richie Allen vs. Jim Owens at PHI
 6-30-67 Wes Parker (LA) vs. Don Wilson at HOU
 7-22-67 Manny Mota vs. Dan Schneider at PIT
 7-23-67 Donn Clendenon vs. Carroll Sembera at PIT
 9-20-68 Leo Cardenas (CIN) vs. Larry Dierker at HOU
 4-17-69 Sonny Jackson (ATL) vs. Wade Blasingame at HOU
 6-10-69 Al Oliver (PIT) vs. Tom Griffin at HOU
 7-1-69 Manny Mota vs. Denny Lemaster at LA
 7-16-69 Willie Davis (LA) vs. Larry Dierker at HOU
 5-3-70 Lou Brock vs. Tom Griffin at STL
 7-9-70 Willie Davis (LA) vs. Jack Billingham at HOU
 8-8-70 Lee Pitlock vs. Wade Blasingame at SF
 8-14-70 Adolfo Phillips (MON) vs. Ron Cook at HOU
 5-30-72 Johnny Bench (CIN) vs. Don Wilson at HOU
 7-9-72 Dal Maxvill vs. Larry Dierker at STL
 8-18-72 Larry Bowa vs. Dave Roberts at PHI
 8-30-72 Terry Harmon (PHI) vs. Jerry Reuss at HOU
 5-12-74 Merv Rettenmund vs. Don Wilson at CIN
 7-21-74 Jose Cruz vs. Ken Forsch at STL
 9-8-79 Johnnie LeMaster (SF) vs. Joe Sambito at HOU
 6-21-80 Omar Moreno (PIT) vs. Vern Ruhle at HOU
 9-6-81 Andre Dawson vs. Joe Niekro at MON
 9-1-84 Tom Nieto vs. Bob Knepper at STL
 5-22-85 Marvell Wynne vs. Bob Knepper at PIT
 7-24-85 Von Hayes vs. Nolan Ryan at PHI
 5-11-86 Bill Almon vs. Charley Kerfeld at PIT
 7-1-99 J.D. Drew (STL) vs. Trever Miller at HOU
 7-21-99 Tony Womack (ARI) vs. Billy Wagner at HOU
 8-12-01 Mike Redmond (FLA) vs. Dave Mlicki at FLA
 6-15-07 W. Bloomquist (SEA) vs. W. Rodriguez at HOU
 5-19-08 Geovany Soto (CHC) vs. Brian Moehler at HOU
 7-21-08 Freddy Sanchez (PIT) vs. Tim Lincecum at HOU
 8-7-10 Rickie Weeks (MIL) vs. Brett Myers at MIL
 5-19-12 David Murphy (TEX) vs. Lucas Harrell at HOU
 8-17-17 Daniel Descalso (ARI) vs. Mike Fiers at HOU
 9-26-17 Delino DeShields Jr. (TEX) vs. Dallas Keuchel at TEX

ASTROS LEAGUE STATISTICAL LEADERS

BATTING

	NO.	YEAR
--	-----	------

BATTING AVERAGE

Jose Altuve (AL)	341	2014
Jose Altuve (AL)	338	2016
Jose Altuve (AL)	346	2017

RUNS

Jeff Bagwell	104	1994
Craig Biggio	123	1995
Craig Biggio	146	1997
Jeff Bagwell	143	1999
Jeff Bagwell	152	2000

HITS

Jose Cruz	189	*1983
Jose Altuve (AL)	225	2014
Jose Altuve (AL)	200	2015
Jose Altuve (AL)	216	2016
Jose Altuve (AL)	204	2017

DOUBLES

Rusty Staub	44	1967
Cesar Cedeno	40	1971
Cesar Cedeno	39	*1972
Craig Biggio	44	*1994
Jeff Bagwell	48	1996
Craig Biggio	51	1998
Craig Biggio	56	1999
Lance Berkman	55	2001
Lance Berkman	46	*2008
Miguel Tejada	46	2009

TRIPLES

Joe Morgan, Roger Metzger	11	*1971
Roger Metzger	14	1973
Craig Reynolds	12	*1981
Dickie Thon	10	1982
Steve Finley	13	1993

RBI

Jeff Bagwell	116	1994
Lance Berkman	128	2002

TOTAL BASES

Jeff Bagwell	300	1994
--------------	-----	------

HIT BY PITCH

Glenn Davis	8	1990
Jeff Bagwell	13	1991
Craig Biggio	22	1995
Craig Biggio	27	1996
Craig Biggio	34	1997
Craig Biggio	28	2001
Craig Biggio	27	2003

WALKS

Joe Morgan	97	1965
Jimmy Wynn	148	1969
Joe Morgan	93	*1980
Jeff Bagwell	149	1999

STRIKEOUTS

Jimmy Wynn	137	1967
Lee May	145	1972
Chris Carter (AL)	212	2013

STOLEN BASES

Craig Biggio	39	1994
Michael Bourn	61	2009
Michael Bourn	52	2010
Jose Altuve (AL)	56	2014
Jose Altuve (AL)	38	2015

EXTRA BASE HITS

Jeff Bagwell	73	1994
--------------	----	------

SLUGGING PCT.

Jeff Bagwell	750	1994
--------------	-----	------

PITCHING

	NO.	YEAR
--	-----	------

EARNED RUN AVERAGE

J.R. Richard	2.71	1979
Nolan Ryan	1.69	1981
Mike Scott	2.22	1986
Nolan Ryan	2.76	1987
Danny Darwin	2.21	1990
Roger Clemens	1.87	2005
Roy Oswalt	2.98	2006

SHUTOUTS

Joe Niekro	5	*1979
Mike Scott, Bob Knepper	5	*1986
Pete Harnisch	4	1993
Dallas Keuchel (AL)	2	*2015

COMPLETE GAMES

Dallas Keuchel (AL)	5	2014
---------------------	---	------

STRIKEOUTS

J.R. Richard	303	1978
J.R. Richard	313	1979
Mike Scott	306	1986
Nolan Ryan	270	1987
Nolan Ryan	228	1988

VICTORIES

Joe Niekro	21	*1979
Mike Scott	20	1989
Mike Hampton	22	1999
Roy Oswalt	20	2004
Dallas Keuchel (AL)	20	2015

WINNING PERCENTAGE

Mark Portugal	.818 (18-4)	1993
Mike Hampton	.846 (22-4)	1999
^Roy Oswalt	.824 (14-3)	2001
Roger Clemens	.818 (18-4)	2004
Brad Peacock (AL)	.867 (13-2)	2017

APPEARANCES

Juan Agosto	82	1990
Joe Boever	81	1992

WALKS

Jerry Reuss	117	1973
J.R. Richard	138	1975
J.R. Richard	151	1976
J.R. Richard	141	1978
Nolan Ryan	98	1980
Nolan Ryan	109	1982
Darryl Kile	82	1994
Lucas Harrell	88	2013

HIT BATSMEN

Jack Billingham	16	1971
Jerry Reuss	10	1972
Nolan Ryan	8	1982
Darryl Kile	15	1993
Darryl Kile	16	*1996
Mike Fiers (AL)	13	*2017

HOME RUNS ALLOWED

Jose Lima	48	2000
Woody Williams	35	2007
Brandon Backe	36	2008

RUNS ALLOWED

Bob Knepper	119	*1985
Jose Lima	152	2000

EARNED RUNS ALLOWED

Jose Lima	145	2000
Brandon Backe	112	2008

* Tied for lead, ^-denotes Rookie

+NL Leaders unless otherwise indicated

HOUSTON 20-GAME WINNERS

	W-L	ERA	IP	H	R	ER	BB	SO	
1969	Larry Dierker	20-13	2.33	305.1	240	97	79	72	232
1976	J.R. Richard	20-15	2.75	291.0	221	105	89	151	214
1979	Joe Niekro	21-11	3.00	263.2	221	102	88	107	119
1980	Joe Niekro	20-12	3.55	256.0	268	119	101	79	127
1989	Mike Scott	20-10	3.10	229.0	180	87	79	62	172
1999	Mike Hampton	22-4	2.90	239.0	206	86	77	101	177
1999	Jose Lima	21-10	3.58	246.1	256	108	98	44	187
2004	Roy Oswalt	20-10	3.49	237.0	233	100	92	62	206
2005	Roy Oswalt	20-12	2.94	241.2	243	85	79	48	184
2015	Dallas Keuchel	20-8	2.48	232.0	185	68	64	51	216

NO-HIT GAMES

BY HOUSTON PITCHERS: 11

1963	Don Nottebart vs. Philadelphia, May 17	4-1
	Catcher: John Bateman	
1964	Ken Johnson vs. Cincinnati, April 23	Lost 1-0
	Catcher: Jerry Grote	
1967	Don Wilson vs. Atlanta, June 18	2-0
	Catcher: Dave Adlesh	
1969	Don Wilson at Cincinnati, May 1	4-0
	Catcher: Don Bryant	
1976	Larry Dierker vs. Montreal, July 9	6-0
	Catcher: Ed Herrmann	
1979	Ken Forsch vs. Atlanta, April 7	6-0
	Catcher: Alan Ashby	
1981	Nolan Ryan vs. Los Angeles, Sept. 26	5-0
	Catcher: Alan Ashby	
1986	Mike Scott vs. San Francisco, Sept. 25	2-0
	Catcher: Alan Ashby	
1993	Darryl Kile vs. New York, Sept. 8	7-1
	Catcher: Scott Servais	
2003	Oswalt, Munro, Saarloos, Lidge, Dotel, Wagner at New York (AL), June 11	8-0
	Catcher: Brad Ausmus	
2015	Mike Fiers vs. Los Angeles (NL), Aug. 21	3-0
	Catcher: Jason Castro	

PITCHED AGAINST HOUSTON: 5

1963	Juan Marichal at San Francisco, June 15	1-0
	Catcher: Ed Bailey	
1969	Jim Maloney at Cincinnati, April 30	10-0
	Catcher: Johnny Bench	
1997	Francisco Cordova (9.0)/Ricardo Rincon (1.0) at Pittsburgh, July 12	3-0
	Catcher: Jason Kendall	
2008	CH's (NL) Carlos Zambrano (9.0) at Miller Park in Milwaukee, Sept. 14	5-0
	Catcher: Geovany Soto	
2012	Matt Cain (perfect game) at San Francisco, June 13	10-0
	Catcher: Buster Posey	

ALL-TIME TRIPLE PLAYS

BY HOUSTON

DATE	OPP	BATTER	PLAYERS INVOLVED
7/16/71	NYM	C. Jones	Morgan/Metzger/Rader
9/17/71	CIN	Chaney	Morgan/Metzger/Mayberry
4/6/78	@CIN	Driessen	Sambito/Ferguson/Metzger Cabell/Metzger
4/21/78	@LAD	Cey	Watson/Metzger
9/15/87	@LAD	Garner	Doran/Reynolds/Davis
9/21/90	@ATL	Cabrera	Caminiti/Rohde/Simms
4/16/91	@ATL	Heath	Caminiti/Candaele/Bagwell
8/4/91	LAD	Griffin	Simms/Caminiti/Cedeno
8/19/04	@PHI	Pratt	Ensberg/Kent/Lamb
5/23/05	@DET	Kinsler	Villar/Altuve/Carter

BY OPPONENTS

DATE	OPP	BATTER	PLAYERS INVOLVED
5/17/64	PHI	Grote	Hernstein/Wine/Hernstein/Triandos
4/15/65	@NYM	Wynn	Lewis/Cannizzaro/McMillian
5/30/69	@PIT	Edwards	Oliver/Mazeroski/Oliver/Sanguillen
6/3/72	@MON	Helms	Humphrey/Bailey/Jorgensen/Bailey
5/8/77	@STL	Crawford	Tyson/Kessinger/Hernandez
8/16/88	@STL	Pankovits	Pendleton/Oquendo/Pagnozzi
4/9/89	SD	Caminiti	Salazar/Alomar/Clark/Parent
5/18/16	@CWS	Springer	Frazier/Lawrie/Abreu

HOUSTON DOUBLEHEADERS ALL-TIME

	HOME W-L-S	ROAD W-L-S	TOTAL W-L-S
Atlanta	5-1-4	4-11-4	9-12-8
Chicago	3-0-3	4-6-9	7-6-12
Cincinnati	2-0-3	3-10-15	5-10-18
Colorado	0-0-0	0-2-0	0-2-0
Florida	0-0-1	0-0-0	0-0-1
Los Angeles (NL)	0-3-0	2-4-1	2-7-1
Milwaukee	0-0-0	0-1-0	0-1-0
Minnesota	0-0-0	1-0-0	1-0-0
Montreal	0-0-1	2-2-4	2-2-5
New York (AL)	0-0-0	0-0-1	0-0-1
New York (NL)	5-0-2	8-10-12	13-10-14
Oakland	0-0-0	0-1-0	0-1-0
Philadelphia	2-3-1	0-5-5	2-8-6
Pittsburgh	0-2-2	4-9-10	4-11-12
St. Louis	1-0-3	0-2-6	1-2-9
San Diego	4-1-4	4-4-5	8-5-9
San Francisco	0-1-7	3-9-11	3-10-18
TOTALS	22-11-31	34-76-83	56-87-114

2017 + ALL-TIME MONTH-BY-MONTH

Month	2017			All-Time High			All-Time Low			All-Time Total	
	W-L	PCT	Year	W-L	PCT	Year	W-L	PCT	Year	W-L	PCT
April.....	16-9	..64013-572219804-201671969579-637476	
May.....	22-7	..75920-676919699-203102010749-810480	
June.....	16-11	..59220-871419798-212761975741-779488	
July.....	15-9	..62522-775920053-241112012731-766488	
Aug.....	11-17	..39322-775919985-221852012802-776508	
Sept.....	20-8	..71420-774120047-202592013731-736498	
Oct.....	1-0	1.0005-01.00019860-3000197257-47548	

SWEEPS

MOST RECENT ASTROS SWEEPS IN HOUSTON

TEAM	2 GAMES	3 GAMES	4 GAMES
ARI	6/11-12/14	---	---
ATL	5/9-10/17	9/28-30/90	8/2-5/90
BAL	---	5/26-28/17	---
BOS	---	7/21-23/15	---
CHC	---	5/21-23/12	6/4-6/76
CIN	---	8/30-9/1/05	7/7-10/03
COL	6/15-16/15	6/20-22/05	---
KC	---	6/29-7/1/15	---
LAA/9/2-3/14/7/22-24/16	---	---	---
LAD	---	8/21-23/15	6/1-4/89
MIA/FLA	---	5/2-4/03	---
MIL	---	7/30-8/1/10	8/10-13/98
NYM	---	9/2-3/17	6/24-27/65
OAK	---	8/29-31/16	---
PHI	---	7/25-27/05	9/4-7/09
PIT	---	8/29-31/11	9/8-11/08
SD *	---	5/8-10/09	8/2-5/85
SEA	---	9/15-7/17	---
SF	---	7/17-19/98	8/11-14/08
STL	---	8/30-9/1/10	9/21-9/24/06
TB	---	6/6-8/03	---
TOR	---	6/10-12/05	5/14-17/15
WSH/MON	---	8/3-5/01	7/24-27/97

*Houston swept a five-game series from San Diego in Houston from 6/19-22/69

LAST TIME ASTROS WERE SWEEPED AT HOME

TEAM	2 GAMES	3 GAMES	4 GAMES
ARI	---	8/17-19/12	---
ATL	---	6/10-12/11	7/16-19/92
BAL	---	6/3-5/03	---
BOS	---	7/1-3/11	---
CHC	---	8/14-16/06	6/14-17/04
CLE	---	5/19-21/17	---
CIN	---	9/16-18/13	6/24-27/99
DET	---	---	5/2-5/13
KC	---	4/15-17/14	---
LAA	---	6/28-30/13	---
MIA	---	7/25-27/14	---
MIL	---	9/2-4/11	---
NYN	---	9/27-29/13	---
NYM	---	4/6-8/84	---
OAK	---	5/24-26/13	---
PHI	---	4/9-11/10	---
PIT	---	6/14-16/11	4/7-10/83
STL	8/16-17/16	7/7-9/06	6/3-6/68
SD	---	5/21-23/01	---
SF	---	8/28-30/12	7/25-27/75
SEA	---	6/30-7/2/14	---
TB	---	6/24-26/11	---
TEX	---	5/20-22/16	8/9-12/13
WSH/MON	4/29-30/14	8/8-10/95	8/6-9/12

MOST RECENT ASTROS SWEEPS ON THE ROAD

TEAM	2 GAMES	3 GAMES	4 GAMES
ARI	5/30-31/16	6/2-4/95	6/19-21/64**
ATL	7/4-5/17	6/2-4/95	6/19-21/64**
CHC	---	5/30-6/01/11	---
CIN	---	8/30-9/1/04	6/7-10/08
COL	6/17-18/15	---	---
DET	---	6/8-10/98	---
KC	---	5/26-28/14	---
LAA	---	6/27-29/16	5/31-6/3/13
LAD	---	5/9-11/08	---
MIA/FLA	---	5/15-17/17	---
MIN	---	5/29-31/17	---
NYM	---	4/9-11/93	9/13-15/63
OAK	4/14/17	9/19-21/16	6/19-22/17
PHI	---	9/25-27/06	8/23-26/10
PIT	---	8/25-27/06	7/18-20/05
STL	6/14-15/16	5/11-13/10	---
SD	---	4/27-29/15	8/14-17/80
SEA	---	9/4-6/17	---
SF	---	9/18-20/01	---
TEX	---	9/25-27/17	---
WSH/MON	---	5/4-6/01	---

LAST TIME ASTROS WERE SWEEPED ON THE ROAD

TEAM	2 GAMES	3 GAMES	4 GAMES
ARI	---	8/28-30/09	7/20-22/12
ATL	---	8/3-5/12	5/5-8/05
BAL	---	6/17-19/08	---
BOS	---	---	4/25-28/13
CHC	---	6/29-7/1/12	6/23-25/67
CIN	---	9/14-16/09	5/21-24/04
CLE	---	---	9/19-22/13
COL	---	8/22-24/11	5/28-31/12
CWS	---	8/8-10/17	---
DET	---	7/29-31/16	---
KC	---	6/7-9/13	---
LAA	---	---	7/3-6/14
LAD	---	8/12-14/11	6/14-17/84
MIA/FLA	---	9/16-18/08	7/7-10/11
MIL	---	7/30-8/1/12	---
MIN	---	8/2-4/13	---
NYN	---	6/11-13/10	---
NYM	---	10/2-4/09	6/2-5/75
OAK	---	4/18-23/14	9/8-10/17
PHI	---	8/5-7/14	---
PIT	---	4/24-26/07	7/2-7/512
SD	---	6/8-10/92	8/6-9/92
SF	---	7/13-15/12	6/20-22/86
STL	---	9/18-20/12	8/18-21/83
TB	---	7/10-12/15	---
TEX	---	4/19-21/16	9/14-17/15
TOR	---	6/5-7/15	---
WSH/MON	6/17-18/14	5/19-21/00	---

TEAM YEAR-BY-YEAR RESULTS

YEAR	WON	..LOST	..PCT.	..POS.GBMANAGER
1962	64	96	.400	8	36.5	Harry Craft
1963	66	96	.407	9	33.0	Harry Craft
1964	66	96	.407	9	27.0	Harry Craft (61-88 28 GB) Luman Harris (5-8)
1965	65	97	.401	9	32.0	Luman Harris
1966	72	90	.444	8	23.0	Grady Hatton
1967	69	93	.426	9	32.5	Grady Hatton
1968	72	90	.444	10	25.0	Grady Hatton (23-38 14 GB) Harry Walker (49-52)
1969*	81	81	.500	5*	12.0	Harry Walker
1970	79	83	.488	4	23.0	Harry Walker
1971	79	83	.488	T-4	11.0	Harry Walker
1972	84	69	.549	2	10.5	Harry Walker (67-54 9 GB) Salty Parker (1-0) Leo Durocher (16-15)
1973	82	80	.506	4	17.0	Leo Durocher
1974	81	81	.500	4	21.0	Preston Gomez
1975	64	97	.398	6	43.5	Preston Gomez (47-80, 38 GB) Bill Virdon (17-17)
1976	80	82	.494	3	22.0	Bill Virdon
1977	81	81	.500	3	17.0	Bill Virdon
1978	74	88	.457	5	21.0	Bill Virdon
1979	89	73	.549	2	1.5	Bill Virdon
1980	93	70	.571	1	+1	Bill Virdon
1981**	28	29	.491	3	8	Bill Virdon
	33	20	.623	1	+1	Bill Virdon
1982	77	85	.475	5	12.0	Bill Virdon (49-62, 13 GB) Bob Lillis (28-23)
1983	85	77	.525	3	6.0	Bob Lillis
1984	80	82	.494	T-2	12.0	Bob Lillis
1985	83	79	.512	T-3	12.0	Bob Lillis
1986	96	66	.593	1	+10	Hal Lanier
1987	76	86	.469	3	14.0	Hal Lanier
1988	82	80	.506	5	12.5	Hal Lanier
1989	86	76	.531	3	6.0	Art Howe
1990	75	87	.463	T-4	16.0	Art Howe
1991	65	97	.401	6	29.0	Art Howe
1992	81	81	.500	4	17.0	Art Howe
1993	85	77	.525	3	19.0	Art Howe
1994***	66	49	.574	2	0.5	Terry Collins
1995	76	68	.528	2	9.0	Terry Collins
1996	82	80	.506	2	6.0	Terry Collins
1997	84	78	.519	1	+5.0	Larry Dierker
1998	102	60	.630	1	+12.5	Larry Dierker
1999	97	65	.599	1	+1.5	Larry Dierker
2000	72	90	.444	4	23.0	Larry Dierker
2001	93	69	.574	T-1	***0	Larry Dierker
2002	84	78	.519	2	13.0	Jimy Williams
2003	87	75	.537	2	1.0	Jimy Williams
2004#	92	70	.568	2	13.0	Jimy Williams (44-44, 10.5 GB) Phil Garner (48-26)
2005#	89	73	.549	2	11.0	Phil Garner
2006	82	80	.506	2	1.5	Phil Garner
2007	73	89	.451	4	12.0	Phil Garner (58-73, 9 GB) Cecil Cooper (15-16)
2008	86	75	.534	3	11.0	Cecil Cooper
2009	74	88	.457	5	17.0	Cecil Cooper (70-79, 16.5 GB) Dave Clark (4-9)
2010	76	86	.469	4	15.0	Brad Mills
2011	56	106	.346	6	40.0	Brad Mills
2012	55	107	.340	6	42.0	Brad Mills (39-82, 27.5 GB) Tony DeFrancesco (16-25)
2013	51	111	.315	5	45.0	Bo Porter
2014	70	92	.432	4	28.0	Bo Porter (59-79, 25 GB) Tom Lawless (11-13)
2015#	86	76	.531	2	2.0	A.J. Hinch
2016	84	78	.519	3	11.0	A.J. Hinch
2017^	101	61	.623	1	(21.0)	A.J. Hinch
Totals	4391	..4552	..491			

*Start of Divisional Play (NL West)

#Earned Wild Card Berth

**1981 Totals Reflect 1st & 2nd Half Standings ^Won AL West/World Series

***Divisional Realignment (NL Central)

****Tied St. Louis for first place in NL Central

MANAGERS CAREER RECORDS

1. Bill Virdon 544-522 (.510) (1975-82)
2. Larry Dierker 435-348 (.556) (1997-01)
3. Art Howe 392-418 (.484) (1989-1993)
4. Harry Walker 355-353 (.501) (1968-72)
5. Phil Garner 277-252 (.524) (2004-2007)
6. Bob Lillis 276-261 (.514) (1982-85)
7. A.J. Hinch 271-215 (.558) (2015-current)
8. Hal Lanier 254-232 (.523) (1986-88)
9. Terry Collins 224-197 (.532) (1994-96)
10. Jimy Williams 215-197 (.522) (2002-04)
11. Harry Craft 191-280 (.406) (1962-64)
12. Cecil Cooper 171-170 (.501) (2007-09)
13. Brad Mills 171-274 (.384) (2010-12)
14. Grady Hatton 164-221 (.426) (1966-68)
15. Preston Gomez 128-161 (.443) (1974-75)
16. Bo Porter 110-190 (.367) (2013-14)
17. Leo Durocher 98-95 (.508) (1972-73)
18. Luman Harris 70-105 (.400) (1964-65)

** Salty Parker was 1-0 as the interim manager in 1972.
 **Cecil Cooper was 15-16 as the interim manager in 2007.
 ** Dave Clark was 4-9 as the interim manager in 2009.
 ** Tony DeFrancesco was 16-25 as the interim manager in 2012.
 ** Tom Lawless was 11-13 as the interim manager in 2014.

SLOWEST STARTS

G	W-L	YR.
1	0-1	(28 times)
2	0-2	(18 times)
3	0-3	(12 times)
4	0-4	(69,78,81,83,90,07,10,11)
5	0-5	(69,78,83,10,11)
6	0-6	(83,10)
7	0-7	(83,10)
8	0-8	(83,10)
9	*0-9	(83)

*won 10th game in 1983

BEST WON/LOST RECORDS BY GAME

G W-L.....YR.

1	1-0.....(27 times)
2	2-0.....(15 times)
3	3-0.....(7 times)
4	4-0.....(68,87,01)
5	5-0.....(87)
6	6-0.....(87)
7	6-1.....(87,88)
8	7-1.....(88)
9	7-2.....(72,80,87,88,03)
10	8-2.....(72)
11	9-2.....(72)
12	9-3.....(72)
13	9-4.....(7 times)
14	10-4.....(72,79,86,88,06)
15	11-4.....(72,79)
16	12-4.....(79)
17	12-5.....(72,79,80,86,06,17)
18	13-5.....(79,80,86,06)
19	14-5.....(79,80)
20	14-6.....(79,80,86,06,17)
21	15-6.....(79,80,86,06)
22	16-6.....(80)
23	16-7.....(80,15)
24	17-7.....(80,15)
25	18-7.....(15)
26	18-8.....(15)
27	18-9.....(80,06,15,17)
28	19-9.....(06,17)
29	19-10.....(73,98,04,06,15,17)
30	20-10.....(73,17)
31	20-11.....(73,98,04,15,17)
32	21-11.....(73,04,17)
33	22-11.....(73,17)
34	23-11.....(17)
35	24-11.....(17)
36	25-11.....(17)
37	25-12.....(17)
38	26-12.....(17)
39	27-12.....(17)
40	28-12.....(17)
41	29-12.....(17)
42	29-13.....(17)
43	29-14.....(17)
44	29-15.....(17)
45	30-15.....(17)
46	31-15.....(17)
47	31-16.....(17)
48	32-16.....(17)
49	33-16.....(17)
50	34-16.....(17)
51	35-16.....(17)
52	36-16.....(17)
53	37-16.....(17)
54	38-16.....(17)
55	39-16.....(17)
56	40-16.....(17)

G W-L.....YR.

57	41-16.....(17)
58	42-16.....(17)
59	42-17.....(17)
60	42-18.....(17)
61	43-18.....(17)
62	43-19.....(17)
63	44-19.....(17)
64	44-20.....(17)
65	44-21.....(17)
66	44-22.....(17)
67	45-22.....(17)
68	45-23.....(17)
69	46-23.....(17)
70	46-24.....(17)
71	47-24.....(17)
72	48-24.....(17)
73	49-24.....(17)
74	50-24.....(17)
75	50-25.....(17)
76	51-25.....(17)
77	52-25.....(17)
78	52-26.....(17)
79	53-26.....(17)
80	54-26.....(17)
81	54-27.....(17)
82	55-27.....(17)
83	56-27.....(17)
84	57-27.....(17)
85	58-27.....(17)
86	58-28.....(17)
87	59-28.....(17)
88	59-29.....(17)
89	60-29.....(17)
90	61-29.....(17)
91	61-30.....(17)
92	62-30.....(17)
93	62-31.....(17)
94	63-31.....(17)
95	63-32.....(17)
96	64-32.....(17)
97	65-32.....(17)
98	65-33.....(17)
99	66-33.....(17)
100	67-33.....(17)
101	67-34.....(17)
102	68-34.....(17)
103	68-35.....(17)
104	68-36.....(17)
105	69-36.....(17)
106	69-37.....(17)
107	69-38.....(17)
108	69-39.....(17)
109	70-39.....(17)
110	70-40.....(17)
111	71-40.....(17)
112	71-41.....(17)

G W-L.....YR.

113	71-42.....(17)
114	71-43.....(17)
115	71-44.....(17)
116	71-45.....(17)
117	72-45.....(17)
118	72-46.....(98,17)
119	73-46.....(98,17)
120	74-46.....(98,17)
121	75-46.....(98)
122	75-47.....(98,17)
123	76-47.....(98,17)
124	76-48.....(98,17)
125	76-49.....(98,17)
126	77-49.....(98,17)
127	78-49.....(98)
128	78-50.....(98,17)
129	79-50.....(98)
130	80-50.....(98)
131	81-50.....(98)
132	82-50.....(98)
133	83-50.....(98)
134	83-51.....(98)
135	84-51.....(98)
136	85-51.....(98)
137	86-51.....(98)
138	87-51.....(98)
139	87-52.....(98)
140	88-52.....(98)
141	88-53.....(98)
142	89-53.....(98)
143	90-53.....(98)
144	91-53.....(98)
145	92-53.....(98)
146	93-53.....(98)
147	94-53.....(98)
148	95-53.....(98)
149	96-53.....(98)
150	96-54.....(98)
151	96-55.....(98)
152	97-55.....(98)
153	97-56.....(98)
154	97-57.....(98)
155	98-57.....(98)
156	98-58.....(98)
157	99-58.....(98)
158	99-59.....(98)
159	100-59.....(98)
160	101-59.....(98)
161	101-60.....(98)
162	102-60.....(98)
163	93-70.....(80)

ASTROS ATTENDANCE RECORDS

Season: Home.....	3,087,872.....	2004
Season: Road.....	2,647,485.....	2007
Season: Home and Road.....	5,667,890.....	2007
Opening Day: Home.....	51,668.....	April 6, 1999..... Chicago (NL)
Single Game: Home.....	54,037.....	September 28, 1999..... Cincinnati
Doubleheader: Home.....	45,115.....	August 4, 1979..... Atlanta
Day-Night Doubleheader: Home		
Day.....	30,738	
Night.....	42,595	
Total.....	73,333.....	July 24, 1965..... Cincinnati
Night Game: Home.....	54,037.....	September 28, 1999..... Cincinnati
Day Game: Home.....	52,493.....	September 12, 1998..... St. Louis
Weekday Game: Home.....	54,037.....	September 28, 1999..... Cincinnati
Weekday Day Game: Home (non-opener).....	43,727.....	July 1, 1999..... St. Louis
Largest: Home.....	54,037.....	September 28, 1999..... Cincinnati
Largest: Road.....	60,864.....	June 12, 1993..... Colorado
Smallest: Home.....	0.....	*May 12, 1995..... Philadelphia
Smallest: Astrodome.....	0.....	*May 12, 1995..... Philadelphia
Smallest: Road.....	737.....	September 8, 1975..... Atlanta
Largest Single Home Stand.....	446,087.....	May 17-June 1, 1965 16 dates

* zero tickets sold; all were given away free.

YEAR-BY-YEAR HOUSTON ATTENDANCE DATA

YEAR	HOME	ROAD	TOTAL	YEAR	HOME	ROAD	TOTAL
1962	924,456	925,345	1,849,801	1991	1,196,152	2,039,738	3,235,890
1963	719,502	765,720	1,485,222	1992	1,211,412	1,946,653	3,158,065
1964	725,773	853,254	1,579,027	1993	2,084,546	2,421,566	4,506,112
1965	2,151,470	952,749	3,104,219	1994	1,561,136	1,701,925	3,263,061
1966	1,872,108	1,109,584	2,981,692	1995	1,363,801	1,650,552	3,014,353
1967	1,348,303	1,088,450	2,436,753	1996	1,975,888	2,030,978	4,006,866
1968	1,312,887	877,059	2,189,946	1997	2,046,781	2,115,796	4,162,577
1969	1,442,995	913,628	2,356,623	1998	2,450,451	2,235,431	4,685,882
1970	1,253,444	1,155,731	2,409,175	1999	2,706,017	2,056,636	4,762,653
1971	1,261,589	1,186,238	2,447,827	2000	3,056,139	2,446,596	5,502,735
1972	1,469,247	1,261,515	2,730,762	2001	2,904,820	2,344,425	5,248,705
1973	1,394,004	1,239,188	2,633,192	2002	2,517,357	2,241,224	4,758,581
1974	1,090,728	1,214,237	2,304,965	2003	2,454,241	2,223,645	4,677,886
1975	858,002	1,161,573	2,019,575	2004	3,087,872	2,461,031	5,548,903
1976	886,146	1,211,254	2,097,400	2005	2,804,760	2,451,857	5,256,617
1977	1,109,560	1,505,319	2,614,879	2006	3,022,763	2,550,582	5,573,345
1978	1,126,145	1,417,063	2,543,208	2007	3,020,405	2,647,485	5,667,890
1979	1,900,312	1,588,414	3,488,726	2008	2,779,487	2,607,999	5,387,486
1980	2,278,217	1,838,719	4,116,936	2009	2,521,076	2,483,853	5,004,929
1981	1,321,282	1,168,379	2,489,661	2010	2,331,490	2,581,130	4,912,620
1982	1,558,555	1,585,541	3,144,096	2011	2,067,016	2,315,654	4,382,670
1983	1,351,962	1,640,827	2,992,789	2012	1,607,733	2,487,476	4,095,209
1984	1,229,862	1,526,616	2,756,478	2013	1,656,443	2,236,523	3,892,966
1985	1,184,314	1,645,925	2,830,239	2014	1,749,806	2,202,540	3,952,346
1986	1,734,276	1,816,220	3,550,496	2015	2,153,585	2,277,838	4,431,423
1987	1,909,902	1,894,294	3,804,196	2016	2,306,623	2,271,334	4,577,957
1988	1,933,505	1,909,916	3,843,421	2017	2,403,671	2,186,572	4,590,243
1989	1,834,908	1,996,660	3,831,568	TOTALS	101,535,852	100,497,588	202,032,900
1990	1,310,927	1,831,131	3,142,058				

MONTHLY ATTENDANCE RECORDS

April.....	514,389.....	2006.....	16 dates
May.....	641,054.....	2004.....	17 dates
June.....	617,990.....	2008.....	16 dates
July.....	603,102.....	2001.....	16 dates
August.....	572,262.....	2000.....	16 dates
September.....	573,129.....	2000.....	16 dates
October.....	154,886.....	1999.....	3 dates

TEAM HOME SERIES ATTENDANCE RECORDS

TEAM	2-GAME SERIES	3-GAME SERIES	4-GAME SERIES
Arizona	57,776 June 11-12, 2014	128,454 July 28-30, 2006	143,090 July 26-29, 2004
Atlanta	64,808 Aug. 25-26, 1998	130,458 Sept. 28-20, 2007	170,447 July 18-21, 1996
Baltimore	--	98,861 May 26-28, 2017	108,007 May 29-June 1, 2014
Boston	--	127,466 June 27-29, 2008	130,658 April 25-28, 2013
Chicago (AL)	--	119,604 June 2-4, 2000	81,744 June 14-17, 2013
Chicago (NL)	58,035 May 6-7, 2009	155,697 Sept. 25-27, 1998	172,390 July 21-23, 2001
Cincinnati	106,279 Sept. 28-29, 1999	133,079 Sept. 21-23, 1979	167,915 May 12-15, 2000
Cleveland	--	125,708 July 18-20, 1999	82,696 Sept. 19-22, 2013
Colorado	54,209 July 20-21, 1998	128,072 Oct. 1-3, 2004	163,729 June 28-July 1, 2007
Detroit	--	110,291 July 15-17, 1999	77,837 May 2-5, 2013
Florida/Miami	68,771 April 16-17, 2007	116,519 Aug. 27-29, 1999	129,240 Sept. 12-15, 2005
Kansas City	--	118,827 July 7-9, 2000	--
Los Angeles (AL)	33,080 Sept. 2-3, 2014	122,367 June 18-20, 2004	140,013 May 31-June 3, 2013
Los Angeles (NL)	72,178 Sept. 9-10, 1980	154,886 Oct. 1-3, 1999	167,072 Aug. 5-8, 1988
Milwaukee	58,292 April 20-21, 2005	125,250 Aug. 10-12, 2007	143,546 Sept. 6-9, 2001
Minnesota	50,325 June 22-23, 1998	117,297 July 14-16, 2017	--
New York (AL)	--	129,669 June 13-15, 2008	139,485 June 25-28, 2015
New York (NL)	51,878 May 13-14, 1987	121,784 Sept. 1-3, 2006	172,835 July 28-31, 2005
Oakland	--	110,272 June 12-14, 2007	115,802 July 7-10, 2016
Philadelphia	30,486 May 27-28, 1969	123,604 Sept. 15-17, 2006	156,154 May 22-25, 2008
Pittsburgh	52,071 June 18-19, 1965	128,035 June 20-22, 1980	150,685 Sept. 14-17, 2000
St. Louis	88,149 July 9-10, 2013	157,017 Sept. 11-13, 1998	169,840 July 6-9, 2006
San Diego	62,034 April 21-22, 2008	129,973 Aug. 11-13, 2006	155,715 July 26-29, 2007
San Francisco	70,419 Sept. 24-25, 1986	130,922 Oct. 2-4, 2001	135,447 May 12-15, 2005
Seattle	--	121,315 June 15-17, 2007	101,749 April 3-6, 2017
Tampa Bay	--	99,880 Aug. 26-28, 2016	97,265 July 31- Aug. 3, 2017
Texas	81,179 June 28-29, 2002	129,725 June 15-17, 2001	103,594 May 1-4, 2017
Toronto	--	117,537 Aug. 4-6, 2017	114,227 July 25-28, 2013
Washington*	48,568 April 29-30, 2014	117,783 Aug. 4-6, 2006	132,877 Aug. 20-23, 2007

*-includes franchise history as Montreal Expos.

ASTROS ATTENDANCE RECORDS IN HOUSTON

	Largest	Smallest	Largest Season
Arizona.....	43,386 - 7/29/06	14,923 - 8/19/12	134,681 - 1999
Atlanta.....	51,526 - 5/16/98	2,600 - 10/1/85	252,479 - 2000
Baltimore.....	38,482 - 5/30/14	14,644 - 6/6/13	108,007 - 2014
Boston.....	43,073 - 6/28/08	21,620 - 8/6/13	127,466 - 2008
Chicago (AL).....	41,117 - 6/4/00	13,870 - 6/17/13	119,604 - 2000
Chicago (NL).....	52,199 - 8/16/98	3,427 - 6/9/75	421,765 - 2001
Cincinnati.....	54,037 - 9/28/99	3,317 - 9/4/73	323,617 - 1980
Cleveland.....	50,299 - 7/18/99	16,417 - 9/18/14	125,708 - 1999
Colorado.....	43,279 - 10/2/04	11,974 - 5/28/13	167,297 - 1994
Detroit.....	41,177 - 7/17/99	16,624 - 5/2/13	110,291 - 1999
Florida/Miami.....	43,666 - 4/3/06	11,238 - 6/5/95	148,162 - 1996
Kansas City.....	42,585 - 7/8/00	12,302 - 5/22/13	118,827 - 2000
Los Angeles (AL).....	42,449 - 6/19/04	12,906 - 5/8/13	311,887 - 2017
Los Angeles (NL).....	52,062 - 10/2/99	5,323 - 9/25/64	347,332 - 1965
Milwaukee.....	43,578 - 8/12/07	13,330 - 6/18/13	368,853 - 2004
Minnesota.....	43,769 - 6/22/06	13,500 - 9/3/13	117,297 - 2017
New York (AL).....	43,409 - 6/14/08	23,145 - 4/2/14	139,485 - 2015
New York (NL).....	44,540 - 4/26/80	1,638 - 9/8/62	256,403 - 1965
Oakland.....	42,024 - 6/14/07	14,094 - 8/25/14	285,110 - 2017
Philadelphia.....	52,071 - 8/7/98	2,231 - 9/21/63	228,899 - 1965
Pittsburgh.....	48,176 - 4/21/79	2,782 - 9/26/63	362,542 - 2004
St. Louis.....	52,493 - 9/12/98	2,551 - 4/23/63	331,409 - 2004
San Diego.....	43,591 - 8/12/06	3,044 - 9/7/74	226,301 - 1999
San Francisco.....	49,035 - 6/19/93	3,621 - 9/9/85	282,319 - 1989
Seattle.....	42,019 - 6/17/07	11,686 - 4/24/13	280,977 - 2017
Tampa Bay.....	37,484 - 8/28/16	12,722 - 7/1/13	99,880 - 2016
Texas.....	43,277 - 6/17/01	3,385 - 8/31/17 (game played at TB)	283,155 - 2015
Toronto.....	41,950 - 8/5/17	17,423 - 7/31/14	117,537 - 2017
Washington/Montreal.....	46,215 - 4/29/78	6,195 - 6/13/77	182,989 - 1999

ASTROS ATTENDANCE RECORDS ON THE ROAD

	Largest	Smallest	Largest Season
Arizona.....	44,076 - 9/6/98	15,556 - 5/30/16	251,765 - 1998
Atlanta.....	49,402 - 5/24/94	737 - 9/8/75	362,889 - 1992
Baltimore.....	45,944 - 5/11/14	16,401 - 5/27/15	123,817 - 2016
Boston.....	38,065 - 8/14/14	29,312 - 4/26/13	149,450 - 2014
Chicago (AL).....	38,576 - 6/25/06	11,836 - 6/8/99	103,261 - 2007
Chicago (NL).....	41,757 - 7/15/07	1,572 - 9/10/64	390,219 - 2004
Cincinnati.....	55,205 - 4/8/91	2,002 - 9/29/66	308,028 - 1977
Cleveland.....	43,222 - 6/26/98	10,821 - 7/7/15	129,391 - 1998
Colorado.....	60,864 - 6/12/93	19,226 - 5/13/09	303,666 - 1993
Detroit.....	40,315 - 5/15/13	10,871 - 6/9/98	147,071 - 2015
Florida/Miami.....	43,290 - 4/12/94	5,175 - 4/23/02	206,000 - 1993
Kansas City.....	38,880 - 6/25/16	14,951 - 7/8/01	108,966 - 2015
Los Angeles (AL).....	43,557 - 7/4/14	25,097 - 5/7/15	373,549 - 2013
Los Angeles (NL).....	55,992 - 5/9/06	8,928 - 8/27/68	467,781 - 1980
Milwaukee.....	44,613 - 6/1/08	3,913 - 5/22/00	371,008 - 2008
Minnesota.....	39,659 - 6/21/09	12,280 - 6/14/01	106,587 - 2009
New York (AL).....	47,820 - 4/5/16	29,905 - 6/11/03	139,874 - 2010
New York (NL).....	54,424 - 5/30/70	1,481 - 9/20/62	228,050 - 1986
Oakland.....	35,065 - 6/9/02	10,072 - 9/19/16	192,041 - 2015
Philadelphia.....	57,386 - 6/10/81	2,113 - 5/8/69	206,106 - 1977
Pittsburgh.....	54,399 - 4/4/00	1,951 - 9/29/67	294,475 - 2001
St. Louis.....	48,787 - 5/20/88	4,348 - 9/21/65	372,220 - 2009
San Diego.....	60,516 - 7/31/91	1,413 - 9/11/73	224,407 - 2000
San Francisco.....	55,370 - 4/7/98	1,016 - 9/10/75	314,094 - 1989
Seattle.....	44,856 - 4/10/17	9,808 - 9/9/13	228,616 - 2016
Tampa Bay.....	29,953 - 6/21/08	10,880 - 6/19/14	64,472 - 2008
Texas.....	49,603 - 6/9/01	21,671 - 8/3/15	354,288 - 2013
Toronto.....	47,505 - 8/13/16	13,123 - 4/8/14	171,162 - 2017
Washington/Montreal.....	51,539 - 4/13/93	5,035 - 5/8/73	169,354 - 1979

HOME SERIES ATTENDANCE RECORDS

Total One Series.....	172,835	July 28-31, 2005	New York Mets
One-Day Series.....	42,652	April 12, 1965	Philadelphia
One-Game Series.....	42,652	April 12, 1965	Philadelphia
Two-Day Series.....	106,279	September 28-29, 1999	Cincinnati
Two-Game Series.....	106,279	September 29-29, 1999	Cincinnati
Three-Day Series.....	157,017	September 11-13, 1998	St. Louis
Three-Game Series.....	157,017	September 11-13, 1998	St. Louis
Four-Day Series.....	172,835	July 28-31, 2005	New York Mets
Four-Game Series.....	172,835	July 28-31, 2005	New York Mets
Five-Game Series*.....	101,566	May 26-29, 1966	Pittsburgh

*Includes one DH

TOP 25 REGULAR SEASON HOME CROWDS

1	54,037	Sept. 28, 1999	Cincinnati
2	52,493	Sept. 12, 1998	St. Louis
3	52,338	Sept. 13, 1998	St. Louis
4	52,242	Sept. 29, 1999	Cincinnati
5	52,199	Aug. 16, 1998	Chicago (NL)
6	52,186	Sept. 11, 1998	St. Louis
7	52,071	Aug. 7, 1998	Philadelphia
8	52,062	Oct. 2, 1999	Los Angeles
9	52,033	Oct. 3, 1999	Los Angeles
10	52,010	Sept. 11, 1999	Chicago (NL)
11	52,003	Aug. 15, 1998	Chicago (NL)
12	51,950	Sept. 26, 1998	Chicago (NL)
13	51,916	Sept. 27, 1998	Chicago (NL)
14	51,877	Sept. 12, 1999	Chicago (NL)
15	51,831	Sept. 25, 1998	Chicago (NL)
16	51,668	April 6, 1999	Chicago (NL)
17	51,526	May 16, 1998	Atlanta
18	50,908	June 22, 1966	Los Angeles
19	50,791	Oct. 1, 1999	Los Angeles
20	50,299	July 18, 1999	Cleveland
21	50,136	July 3, 1965	Los Angeles
22	50,016	April 30, 1994	St. Louis
23	49,674	July 20, 1996	Atlanta
24	49,442	Sept. 5, 1965	Los Angeles
25	49,035	June 19, 1993	San Francisco

TOP 10 POSTSEASON HOME CROWDS

1	53,688	Oct. 3, 1997	Atlanta	Game 3 Division Series
2	50,080	Sept. 29, 1998	San Diego	Game 1 Division Series
3	48,625	Oct. 8, 1999	Atlanta	Game 3 Division Series
4	48,553	Oct. 9, 1999	Atlanta	Game 4 Division Series
5	45,718	Oct. 15, 1986	New York	Game 6 Championship Series
6	45,550	Oct. 1, 1998	San Diego	Game 2 Division Series
7	44,952	Oct. 11, 1980	Philadelphia	Game 4 Championship Series
8	44,836	Oct. 6, 1981	Los Angeles	Game 1 Division Playoff
9	44,802	Oct. 12, 1980	Philadelphia	Game 5 Championship Series
10	44,443	Oct. 10, 1980	Philadelphia	Game 3 Championship Series

TOP 10 MINUTE MAID PARK CROWDS (REGULAR SEASON)

1	43,836	April 5, 2010	San Francisco	Opening Day 2010
2	43,827	April 6, 2009	Chicago (NL)	Opening Day 2009
3	43,823	Sept. 30, 2007	Atlanta	Craig Biggio's final game
4	43,803	April 2, 2007	Pittsburgh	Opening Day 2007
5	43,769	June 22, 2006	Minnesota	Roger Clemens returns from retirement
6	43,753	April 6, 2015	Cleveland	Opening Day 2015
6	43,734	Oct. 4, 2001	San Francisco	Barry Bonds goes for home run record
8	43,704	Sept. 24, 2006	St. Louis	final home game of '06; Astros make run at playoffs
9	43,666	April 3, 2006	Florida	Opening Day 2006
10	43,630	Oct. 3, 2001	San Francisco	Barry Bonds goes for home run record

TOP 10 MINUTE MAID PARK CROWDS (POSTSEASON)

1	43,759	Oct. 8, 2005	Atlanta	NLDS Game 3
2	43,547	Oct. 9, 2004	Atlanta	NLDS Game 3
3	43,470	Oct. 17, 2005	St. Louis	NLCS Game 5
4	43,413	Oct. 9, 2005	Atlanta	NLDS Game 4
5	43,410	Oct. 2, 2017	Boston	ALDS Game 2
6	43,336	Oct. 10, 2004	Atlanta	NLDS Game 4
7	43,332	Oct. 28, 2017	Dodgers	World Series Game 4
8	43,300	Oct. 29, 2017	Dodgers	World Series Game 5
9	43,282	Oct. 27, 2017	Dodgers	World Series Game 3
10	43,201	Oct. 21, 2017	Yankees	ALCS Game 7

HOUSTON OPENING DAY GAMES

TOTAL: 28-28
AT HOUSTON: 22-19
ROAD: 6-9

YEAR	SITE	SCORE	WIN	LOSS	ATTENDANCE
1962	Houston	Houston 11, Chicago 2	SHANTZ	Cardwell	25,323
1963	Houston	SF 9, Houston 2	Sanford	Farrell	19,991
1964	Cincinnati	Houston 6, Cincinnati 3	Johnson	Maloney	27,878
1965	Houston	Phil. 2, Houston 0	SHORT	Bruce	42,652
1966	Los Angeles	Los Angeles 3, Houston 2	OSTEEN	Roberts, R.	34,520
1967	Houston	Houston 6, Atlanta 1	CUELLAR	Kelley	26,001
1968	Houston	Houston 5, Pittsburgh 4	DIERKER	Pizarro	21,320
1969	San Diego	San Diego 2, Houston 1	SELMA	Wilson	23,370
1970	San Francisco	Houston 8, SF 5	Dierker	Perry	30,933
1971	Houston	Houston 5, Los Angeles 2	DIERKER	Singer	22,421
1972	Houston	SF 5, Houston 0	Marichal	Wilson	23,021
1973	Atlanta	Houston 2, Atlanta 1 (13)	Gladding	Upshaw	23,385
1974	San Francisco	SF 5, Houston 1	Bradley	Roberts, D.	17,527
1975	Houston	Houston 6, Atlanta 2	NIEKRO	Niekro	14,959
1976	Cincinnati	Cincinnati 11, Houston 5	Nolan	Richard	52,949
1977	Houston	Houston 3, Atlanta 2 (11)	Forsch	Johnson	25,781
1978	Cincinnati	Cincinnati 11, Houston 9	Borbon	Richard	52,378
1979	Houston	Houston 2, Atlanta 1	Richard	Niekro, P.	29,658
1980	Houston	Houston 3, Los Angeles 2	Richard	Hooton	33,270
1981	Los Angeles	Los Angeles 2, Houston 0	VALENZUELA	Niekro	50,511
1982	Houston	St. Louis 14, Houston 3	Forsch	Ryan	33,521
1983	Houston	LA 16, Houston 7	Pena	LaCorte	27,343
1984	Houston	Montreal 4, Houston 2	Lea	Niekro	28,105
1985	Houston	Houston 2, Los Angeles 1	Ryan	Valenzuela	42,876
1986	Houston	SF 8, Houston 3	Krukow	Ryan	22,935
1987	Houston	Houston 4, Los Angeles 3	Scott	Hershiser	44,585
1988	Houston	Houston 6, San Diego 3	Scott	McCullers	39,906
1989	Houston	Houston 10, Atlanta 3	Scott	Smith, Z.	27,989
1990	Houston	Cincinnati 8, Houston 4 (11)	Myers	Kerfeld	38,324
1991	Cincinnati	Cincinnati 6, Houston 2	Browning	Scott	55,205
1992	Houston	Atlanta 2, Houston 0	GLAVINE	Harnisch	25,318
1993	Houston	Phil. 3, Houston 1	MULHOLLAND	Drabek	44,560
1994	Houston	Houston 6, Montreal 5 (12)	Edens	Shaw	43,438
1995	San Diego	Houston 10, SD 2	Drabek	Benes	38,124
1996	Houston	LA 4, Houston 3	Martinez, R.	Reynolds	34,375
1997	Houston	Houston 2, Atlanta 1	Reynolds	Smoltz	44,618
1998	Houston	SF 9, Houston 4 (13)	Johnstone	Nitkowski	43,776
1999	Houston	Houston 4, Chicago 2	Reynolds	Trachsel	51,668
2000	Pittsburgh	Houston 5, Pittsburgh 2	Reynolds	Schmidt	54,399
2001	Houston	Houston 11, Milwaukee 5	Elarton	Haynes	36,526
2002	Houston	Milwaukee 9, Houston 3	Sheets	Miller	42,262
2003	Houston	Houston 10, Colorado 4	Oswalt	Jennings	43,241
2004	Houston	San Francisco 5, Houston 4	Rodriguez	Dotel	43,351
2005	Houston	St. Louis 7, Houston 3	Carpenter	Oswalt	43,567
2006	Houston	Houston 1, Florida 0	Oswalt	Johnson	43,666
2007	Houston	Pittsburgh 4, Houston 2	Capps	Qualls	43,803
2008	San Diego	San Diego 4, Houston 0	Peavy	Oswalt	44,965
2009	Houston	Chicago 4, Houston 2	Zambrano	Oswalt	43,827
2010	Houston	San Francisco 5, Houston 2	Lincecum	Oswalt	43,836*
2011	Philadelphia	Philadelphia 5, Houston 4	Baez	Lyon	45,237
2012	Houston	Colorado 5, Houston 3	Guthrie	W. Rodriguez	43,464
2013	Houston	Houston 8, Texas 2	Norris	Harrison	41,307
2014	Houston	Houston 6, New York (AL) 2	Feldman	Sabathia	42,117
2015	Houston	Houston 2, Cleveland 0	Keuchel	Kluber	43,753
2016	New York (AL)	Houston 5, New York (AL) 2	Keuchel	Tanaka	47,820
2017	Houston	Houston 3, Seattle 0	Keuchel	Hernandez	41,678

*set a new Minute Maid Park attendance record (regular or postseason)

OPENING DAY START LEADERS

POS	NAME	# of starts (last)	POS	NAME	# of starts (last)
C	Brad Ausmus	9 (2008)	LF	Jose Cruz	8 (1987)
1B	Jeff Bagwell	15 (2005)	CF	Cesar Cedeno	9 (1981)
2B	Craig Biggio	14 (2007)	RF	Terry Puhl	8 (1988)
3B	Ken Caminiti	8 (2000)	P	Roy Oswalt	8 (2010)
SS	Roger Metzger	8 (1978)	DH	Tucker,Gattis,Carter,Pena,Beltrán	1 (2013-17)

HOUSTON OPENING DAY LINEUPS (1962-1989)

1962

Aspromonte.....	5
Spangler.....	8
Mejias.....	9
Larker.....	3
Pendleton.....	7
Smith.....	2
Amalfitano.....	4
Buddin.....	6
Shantz.....	1

1963

Fazio.....	4
Spangler.....	7
Runnels.....	3
Staub.....	9
Aspromonte.....	5
Goss.....	8
Campbell.....	2
Lillis.....	6
Farrell.....	1

1964

Kasko.....	6
Fox.....	4
Runnels.....	3
Bond.....	7
Staub.....	9
Wynn.....	8
Aspromonte.....	5
Bateman.....	2
Johnson.....	1

1965

Lillis.....	6
Morgan.....	4
Wynn.....	8
Bond.....	3
Aspromonte.....	5
Beauchamp.....	7
Gaines.....	9
Bateman.....	2
Bruce.....	1

1966

Maye.....	7
Jackson.....	6
Wynn.....	8
Nicholson.....	9
Morgan.....	4
Aspromonte.....	5
Harrison.....	3
Bateman.....	2
R. Roberts.....	1

1967

Jackson.....	6
Morgan.....	4
Pointer.....	7
Wynn.....	8
Aspromonte.....	5
Staub.....	9
Mathews.....	3
Bateman.....	2
Cuellar.....	1

1968

Davis.....	8
Morgan.....	4
King.....	2
Staub.....	3
Wynn.....	9
Miller.....	7
Aspromonte.....	5
Torres.....	6
Dierker.....	1

1969

Alou.....	9
Morgan.....	4
Miller.....	8
Rader.....	5
Blefary.....	3
Watson.....	7
Menke.....	6
Edwards.....	2
Wilson.....	1

1970

Morgan.....	4
Pepitone.....	9
Wynn.....	8
Mayberry.....	3
Menke.....	6
Davis.....	7
Rader.....	2
Edwards.....	5
Dierker.....	1

1971

Cedeno.....	9
Morgan.....	4
Wynn.....	8
Watson.....	7
Menke.....	3
Rader.....	5
Edwards.....	2
Metzger.....	6
Dierker.....	1

1972

Metzger.....	6
Cedeno.....	8
Wynn.....	9
May.....	3
Watson.....	7
Rader.....	5
Helms.....	4
Edwards.....	2
Wilson.....	1

1973

Wynn.....	9
Helms.....	4
Cedeno.....	8
Watson.....	7
May.....	3
Rader.....	5
Edwards.....	2
Metzger.....	6
D. Roberts.....	1

1974

Gross.....	9
Metzger.....	6
Cedeno.....	8
Watson.....	7
M. May.....	2
L. May.....	3
Rader.....	5
Helms.....	4
D. Roberts.....	1

1975

Cabell.....	7
Andrews.....	4
Cedeno.....	8
M. May.....	2
Johnson.....	3
Crux.....	9
Rader.....	5
Metzger.....	6
Dierker.....	1

1976

Howard.....	7
Cabell.....	5
Cedeno.....	8
Watson.....	3
Johnson.....	2
Gross.....	9
Milbourne.....	4
Metzger.....	6
Richard.....	1

1977

Gonzalez.....	4
Cabell.....	5
Crux.....	9
Watson.....	3
Crawford.....	7
Ferguson.....	2
Gardner.....	8
Metzger.....	6
Richard.....	1

1978

Puhl.....	7
Cabell.....	5
Cedeno.....	8
Crux.....	9
Watson.....	3
Ferguson.....	2
Howe.....	4
Metzger.....	6
Richard.....	1

1979

Puhl.....	9
Reynolds.....	6
Cedeno.....	8
Crux.....	7
Cabell.....	5
Watson.....	3
Howe.....	4
Ashby.....	2
Richard.....	1

1980

Puhl.....	9
Reynolds.....	6
Cedeno.....	8
Morgan.....	4
Crux.....	7
Cabell.....	5
Howe.....	3
Ashby.....	2
Richard.....	1

1981

Puhl.....	9
Reynolds.....	6
Cedeno.....	8
Crux.....	7
Howe.....	5
Roberts.....	3
Thon.....	4
Pujols.....	2
Niekro.....	1

1982

Puhl.....	9
Scott.....	8
Garner.....	4
Crux.....	7
Ashby.....	2
Knight.....	5
Howe.....	3
Reynolds.....	6
Ryan.....	1

1983

Moreno.....	8
Doran.....	4
Thon.....	6
Garner.....	5
Crux.....	7
Knight.....	3
Puhl.....	9
Pujols.....	2
Niekro.....	1

1984

Doran.....	4
Puhl.....	9
Thon.....	6
Crux.....	7
Mumphrey.....	8
Knight.....	3
Walling.....	5
Ashby.....	2
Niekro.....	1

1985

Thon.....	6
Cabell.....	3
Garner.....	5
Crux.....	7
Mumphrey.....	8
Puhl.....	9
Ashby.....	2
Doran.....	4
Ryan.....	1

1986

Bullock.....	7
Doran.....	4
Walling.....	5
Davis.....	3
Bailey.....	2
Bass.....	9
Walker.....	8
Thon.....	6
Ryan.....	1

1987

Doran.....	4
Hatcher.....	8
Crux.....	7
Davis.....	3
Bass.....	9
Ashby.....	2
Reynolds.....	6
Garner.....	5
Scott.....	1

1988

Young.....	8
Hatcher.....	7
Doran.....	4
Davis.....	3
Walling.....	5
Ashby.....	2
Puhl.....	9
Ramirez.....	6
Scott.....	1

1989

Puhl.....	8
Ramirez.....	6
Hatcher.....	7
Davis.....	3
Bass.....	9
Doran.....	4
Caminiti.....	5
Biggio.....	2
Scott.....	1

HOUSTON OPENING DAY LINEUPS (1990-2017)

1990

Young.....	8
Biggio.....	2
Doran.....	4
Davis.....	3
Wilson.....	9
Anthony.....	7
Caminiti.....	5
Ramirez.....	6
Scott.....	1

1991

Yelding.....	6
Finley.....	8
Biggio.....	2
Gonzalez.....	7
Caminiti.....	5
Bagwell.....	3
Rhodes.....	9
McLemore.....	4
Scott.....	1

1992

Biggio.....	4
Finley.....	8
Bagwell.....	3
Incaviglia.....	9
Caminiti.....	5
Gonzalez.....	7
Servais.....	2
Cedeno.....	6
Harnsich.....	1

1993

Biggio.....	4
Finley.....	8
Bagwell.....	3
Anthony.....	9
Caminiti.....	5
Gonzalez.....	7
Cedeno.....	6
Taubensee.....	2
Drabek.....	1

1994

Mouton.....	9
Finley.....	8
Biggio.....	4
Bagwell.....	3
Gonzalez.....	7
Caminiti.....	5
Servais.....	2
Cedeno.....	6
Harnsich.....	1

1995

Biggio.....	4
Gonzalez.....	7
Bagwell.....	3
Bell.....	8
Plantier.....	9
Magadan.....	5
Servais.....	2
Miller.....	6
Drabek.....	1

1996

Hunter.....	8
Biggio.....	4
Bagwell.....	3
Bell.....	9
May.....	7
Berry.....	5
Wilkins.....	2
Miller.....	6
Reynolds.....	1

1997

Biggio.....	4
Listach.....	6
Bagwell.....	3
Bell.....	8
Gonzalez.....	7
Berry.....	5
Abreu.....	9
Ausmus.....	2
Reynolds.....	1

1998

Biggio.....	4
Bell.....	9
Bagwell.....	3
Berry.....	5
Alou.....	7
Hidalgo.....	8
Gutierrez.....	6
Ausmus.....	2
Reynolds.....	1

1999

Biggio.....	4
Bell.....	9
Bagwell.....	3
Caminiti.....	5
Everett.....	8
Hidalgo.....	7
Eusebio.....	2
Gutierrez.....	6
Reynolds.....	1

2000

Biggio.....	4
Spiers.....	7
Bagwell.....	3
Caminiti.....	5
Alou.....	9
Hidalgo.....	8
Eusebio.....	2
Bogar.....	6
Reynolds.....	1

2001

Lugo.....	6
Biggio.....	4
Bagwell.....	3
Berkman.....	7
Hidalgo.....	8
Ward.....	9
Ausmus.....	2
Ausmus.....	5
Elarton.....	1

2002

Biggio.....	4
Zaun.....	2
Bagwell.....	3
Berkman.....	8
Hidalgo.....	9
Ward.....	7
Enberg.....	5
Everett.....	6
Miller.....	1

2003

Biggio.....	8
Blum.....	5
Bagwell.....	3
Berkman.....	7
Kent.....	4
Hidalgo.....	9
Ausmus.....	2
Lugo.....	6
Oswalt.....	1

2004

Biggio.....	8
Everett.....	6
Bagwell.....	3
Kent.....	4
Hidalgo.....	9
Berkman.....	7
Ensborg.....	5
Ausmus.....	2
Oswalt.....	1

2005

Everett.....	6
Biggio.....	4
Bagwell.....	3
Ensborg.....	5
Scott.....	7
Lane.....	9
Ausmus.....	2
Taveras.....	8
Oswalt.....	1

2006

Biggio.....	4
Taveras.....	8
Berkman.....	3
Ensborg.....	5
Wilson.....	7
Lane.....	9
Ausmus.....	2
Everett.....	6
Oswalt.....	1

2007

Biggio.....	4
Everett.....	6
Berkman.....	3
Lee.....	7
Ensborg.....	5
Scott.....	9
Burke.....	8
Ausmus.....	2
Oswalt.....	1

2008

Bourn.....	8
Pence.....	9
Berkman.....	3
Lee.....	7
Tejada.....	6
Wigginton.....	5
Loretta.....	4
Ausmus.....	2
Oswalt.....	1

2009

Matsui.....	4
Rodriguez.....	2
Berkman.....	3
Lee.....	7
Tejada.....	6
Blum.....	5
Pence.....	9
Bourn.....	8
Oswalt.....	1

2010

Bourn.....	8
Matsui.....	4
Pence.....	9
Lee.....	7
Blum.....	3
Feliz.....	5
Towles.....	2
Manzella.....	6
Oswalt.....	1

2011

Bourn.....	8
Sanchez.....	6
Pence.....	9
Lee.....	7
Hall.....	4
Johnson.....	5
Wallace.....	3
Quintero.....	2
Myers.....	1

2012

Schafer.....	8
Altuve.....	4
Martinez.....	7
Lee.....	3
Bogusevic.....	9
Johnson.....	5
Castro.....	2
Gonzalez.....	6
Rodriguez.....	1

2013

Altuve.....	4
Wallace.....	3
Carter.....	7
Pena.....	DH
Maxwell.....	8
Castro.....	2
Dominguez.....	5
Barnes.....	9
Cedeno.....	6
Norris.....	1

2014

Fowler.....	8
Grossman.....	7
Altuve.....	4
Castro.....	2
Guzman.....	3
Carter.....	DH
Dominguez.....	5
Hoes.....	9
Villar.....	6
Feldman.....	1

2015

Altuve.....	4
Springer.....	9
Valbuena.....	5
Gattis.....	DH
Carter.....	3
Castro.....	2
Lowrie.....	6
Rasmus.....	7
Marisnick.....	8
Keuchel.....	1

2016

Altuve.....	4
Springer.....	9
Correa.....	6
Rasmus.....	7
Gomez.....	8
Valbuena.....	5
Tucker.....	DH
Gonzalez.....	3
Castro.....	2
Keuchel.....	1

2017

Springer.....	8
Bregman.....	5
Altuve.....	4
Correa.....	6
Beltrán.....	DH
Reddick.....	9
Gurriel.....	3
McCann.....	2
Aoki.....	7
Keuchel.....	1

SINGLE-SEASON GAMES PLAYED LEADERS. BY POSITION

	CATCHER		1ST BASE		2ND BASE		3RD BASE	
1962	Smith	92	Larker	135	Amalfitano	110	Aspromonte	141
1963	Bateman	115	Staub	109	Fazio	84	Aspromonte	131
1964	Grote	98	Bond	76	Fox	115	Aspromonte	155
1965	Brand	102	Bond	74	Morgan	157	Aspromonte	147
1966	Bateman	121	Harrison	114	Morgan	117	Aspromonte	149
1967	Bateman	71	Mathews	79	Morgan	130	Aspromonte	133
1968	Bateman	108	Staub	147	Menke	120	Rader	86
1969	Edwards	151	Blefary	152	Morgan	132	Rader	154
1970	Edwards	139	Watson	83	Morgan	142	Rader	154
1971	Edwards	104	Menke	101	Morgan	157	Rader	135
1972	Edwards	105	May	146	Helms	139	Rader	152
1973	Jutze	86	May	144	Helms	145	Rader	152
1974	May	116	May	145	Helms	133	Rader	152
1975	May	103	Watson	118	Andrews	94	Rader	124
1976	Herrmann	79	Watson	155	Andrews	108	Cabell	143
1977	Ferguson	122	Watson	146	Howe	96	Cabell	144
1978	Pujols	55	Watson	128	Howe	107	Cabell	153
1979	Ashby	105	Cedeno	90	Landestoy	114	Cabell	132
1980	Ashby	114	Howe	76	Morgan	130	Cabell	149
1981	Ashby	81	Cedeno	46	Pittman	35	Howe	98
1982	Ashby	95	Knight	96	Garner	136	Howe	72
1983	Ashby	85	Knight	143	Doran	153	Garner	154
1984	Bailey	108	Cabell	112	Doran	139	Garner	82
1985	Bailey	110	Davis	89	Doran	147	Garner	123
1986	Ashby	102	Davis	156	Doran	144	Walling	102
1987	Ashby	110	Davis	151	Doran	162	Walling	79
1988	Trevino	74	Davis	151	Doran	130	Bell	65
1989	Biggio	125	Davis	156	Doran	138	Caminiti	160
1990	Biggio	113	Davis	91	Doran	99	Caminiti	149
1991	Biggio	139	Bagwell	155	Candaele	109	Caminiti	152
1992	Taubensee	103	Bagwell	159	Biggio	161	Caminiti	129
1993	Taubensee	90	Bagwell	141	Biggio	155	Caminiti	143
1994	Servais	78	Bagwell	109	Biggio	113	Caminiti	108
1995	Eusebio	103	Bagwell	114	Biggio	141	Magadan	100
1996	Wilkins	82	Bagwell	162	Biggio	162	Berry	110
1997	Ausmus	129	Bagwell	159	Biggio	160	Berry	85
1998	Ausmus	124	Bagwell	147	Biggio	159	Spiers	99
1999	Eusebio	99	Bagwell	161	Biggio	155	Caminiti	75
2000	Meluskey	103	Bagwell	158	Biggio	101	Truby	74
2001	Ausmus	127	Bagwell	160	Biggio	154	Castilla	121
2002	Ausmus	129	Bagwell	153	Biggio	142	Blum	104
2003	Ausmus	143	Bagwell	158	Kent	128	Ensberg	111
2004	Ausmus	128	Bagwell	152	Kent	139	Ensberg	118
2005	Ausmus	134	Berkman	96	Biggio	141	Ensberg	148
2006	Ausmus	138	Berkman	112	Biggio	129	Ensberg	117
2007	Ausmus	114	Berkman	126	Biggio	114	Ensberg	68
2008	Ausmus	77	Berkman	152	Matsui	94	Wigginton	82
2009	Rodriguez	90	Berkman	131	Matsui	130	Blum	102
2010	Quintero	87	Berkman	85	Keppinger	126	Johnson	90
2011	Quintero	77	Wallace	96	Altuve	55	Johnson	101
2012	Castro	79	Lee	65	Altuve	147	Johnson	88
2013	Castro	98	Carter/Wallace	61	Altuve	145	Dominguez	149
2014	Castro	114	Singleton	91	Altuve	156	Dominguez	153
2015	Castro	103	Carter	115	Altuve	153	Valbuena	99
2016	Castro	111	Gonzalez	92	Altuve	148	Valbuena	81
2017	McCann	95	Gurriel	131	Altuve	149	Bregman	132

SINGLE-SEASON GAMES PLAYED LEADERS. BY POSITION

	SHORTSTOP		LEFT FIELD		CENTER FIELD		RIGHT FIELD	
1962	Lillis	98	Spangler	92	Warwick	117	Mejias	142
1963	Lillis	125	Spangler	87	Goss	123	Warwick	114
1964	Kasko	128	Spangler	106	White	57	Gaines	81
1965	Lillis	104	Maye	91	Wynn	155	Staub	110
1966	Jackson	150	Maye	97	Wynn	104	Staub	105
1967	Jackson	128	Davis	64	Wynn	157	Staub	144
1968	Torres	127	Wynn	59	Wynn	91	Miller	65

SINGLE-SEASON GAMES PLAYED LEADERS, BY POSITION (CONT.)

	SHORTSTOP		LEFT FIELD		CENTER FIELD		RIGHT FIELD	
1969	Menke	131	Alou	65	Wynn	149	Miller	97
1970	Menke	133	Wynn	66	Wynn	87	Alou	89
1971	Metzger	148	Watson	87	Cedeno	124	Wynn	72
1972	Metzger	153	Watson	143	Cedeno	137	Wynn	136
1973	Metzger	149	Watson	142	Cedeno	136	Wynn	127
1974	Metzger	143	Watson	140	Cedeno	157	Gross	143
1975	Metzger	126	Gross	61	Cedeno	131	Cruz	68
1976	Metzger	150	Cruz	84	Cedeno	146	Gross	115
1977	Metzger	96	Puhl	50	Cedeno	137	Cruz	155
1978	Sexton	58	Walling	67	Puhl	106	Cruz	152
1979	Reynolds	143	Cruz	156	Puhl	110	Leonard	100
1980	Reynolds	135	Cruz	158	Cedeno	136	Puhl	107
1981	Reynolds	85	Cruz	105	Scott	55	Puhl	71
1982	Thon	119	Cruz	155	Scott	125	Puhl	123
1983	Thon	154	Cruz	160	Moreno	97	Puhl	118
1984	Reynolds	143	Cruz	160	Mumphrey	137	Puhl	123
1985	Reynolds	102	Cruz	136	Bass	105	Mumphrey	68
1986	Thon	104	Cruz	134	Hatcher	95	Bass	133
1987	Reynolds	128	Cruz	97	Hatcher	94	Bass	155
1988	Ramirez	154	Hatcher	124	Young	145	Bass	147
1989	Ramirez	149	Hatcher	96	Young	143	Puhl	66
1990	Ramirez	129	Stubbs	67	Yelding	83	Wilson	93
1991	Yelding	72	Gonzalez	133	Finley	124	Finley	72
1992	Cedeno	70	Gonzalez	111	Finley	160	Anthony	113
1993	Cedeno	149	Gonzalez	149	Finley	140	Anthony	121
1994	Cedeno	95	Gonzalez	111	Finley	92	Mouton	80
1995	Miller	89	Gonzalez	55	Hunter	74	Bell	82
1996	Miller	116	Mouton	79	Hunter	127	Bell	157
1997	Bogar	80	Gonzalez	146	Carr	59	Bell	89
1998	Gutierrez	141	Alou	152	Everett	121	Bell	154
1999	Bogar	90	Hidalgo	97	Everett	118	Bell	126
2000	Bogar	95	Alou	59	Hidalgo	126	Alou	64
2001	Lugo	133	Berkman	128	Hidalgo	128	Alou	130
2002	Lugo	84	Ward	122	Berkman	122	Hidalgo	110
2003	Everett	128	Berkman	153	Biggio	150	Hidalgo	137
2004	Everett	99	Biggio	83	Beltran	89	Berkman	90
2005	Everett	150	Burke	83	Taveras	148	Lane	137
2006	Everett	149	Wilson	94	Taveras	138	Lane	89
2007	Loretta	72	Lee	157	Pence	95	Scott	101
2008	Tejada	157	Lee	110	Bourn	130	Pence	159
2009	Tejada	158	Lee	154	Bourn	154	Pence	157
2010	Manzella	82	Lee	133	Bourn	138	Pence	156
2011	Barnes	122	Lee	80	Bourn	103	Pence	100
2012	Lowrie	93	J.D. Martinez	100	Schafer	87	Bogusevic	104
2013	Villar	58	J.D. Martinez	50	Barnes	116	Hoes	44
2014	Villar	82	Grossman	67	Fowler	111	Springer	71
2015	Correa	99	Tucker	79	Marisnick	99	Springer	93
2016	Correa	153	Rasmus	87	Gomez	78	Springer	147
2017	Correa	108	Aoki	56	Springer	84	Reddick	102

FRANCHISE SINGLE-SEASON LEADERS BY POSITION

Pos.	Player	HR	Year	Player	RBI	Year	Player	Avg.	Year
P	Dave Giusti	3	1967	Shane Reynolds	14	1999	Mike Hampton	.311	1999
C	Gattis	19	2016	Mitch Meluskey	67	2000	Mitch Meluskey	.306	2000
1B	Jeff Bagwell	47	2000	Jeff Bagwell	133	1997	Jeff Bagwell	.368	1994
2B	Jeff Kent	27	2004	Jeff Kent	106	2004	Jose Altuve	.348	2017
SS	Carlos Correa	24	2017	Carlos Correa	93	2016	Carlos Correa	.318	2017
3B	Morgan Ensberg	36	2005	Morgan Ensberg	101	2005	Dave Magadan	.323	1995
LF	Moises Alou	37	1998	Moises Alou	121	1998	Lance Berkman	.324	2001
CF	Richard Hidalgo	37	2000	Richard Hidalgo	103	2000	Richard Hidalgo	.330	2000
RF	Richard Hidalgo	28	2003	Derek Bell	111	1996	Derek Bell	.336	1995
DH	Chris Carter	34	2014	Evan Gattis	79	2015	Evan Gattis	.247	2015

BASEBALL WRITERS ASSOCIATION OF AMERICA AWARDS

As voted by the Houston Chapter of BBWAA

ASTROS MOST VALUABLE PLAYER

1962	Bob Lillis
1963	Hal Woodeshick
1964	Bob Aspromonte
1965	Jimmy Wynn
1966	Rusty Staub
1967	Rusty Staub
1968	Denis Menke
1969	Larry Dierker
1970	Joe Morgan
1971	Don Wilson
1972	Cesar Cedeno
1973	Roger Metzger
1974	Greg Gross
1975	Bob Watson
1976	J.R. Richard
1977	Jose Cruz
1978	Enos Cabell
1979	Joe Niekro
1980	Jose Cruz
1981	Nolan Ryan
1982	Ray Knight
1983	Jose Cruz
1984	Jose Cruz
1985	Bill Doran
1986	Mike Scott
1987	Bill Doran
1988	Glenn Davis
1989	Mike Scott
1990	Danny Darwin
1991	Jeff Bagwell
1992	Doug Jones
1993	Jeff Bagwell
1994	Jeff Bagwell
1995	Craig Biggio
1996	Jeff Bagwell
1997	Craig Biggio
1998	Craig Biggio
1999	Jeff Bagwell
2000	Jeff Bagwell
2001	Lance Berkman
2002	Lance Berkman
2003	Richard Hidalgo
2004	Lance Berkman
2005	Morgan Ensberg
2006	Lance Berkman
2007	Carlos Lee
2008	Lance Berkman
2009	Michael Bourn
2010	Hunter Pence
2011	Hunter Pence
2012	Jose Altuve
2013	Jason Castro
2014	Jose Altuve
2015	Dallas Keuchel
2016	Jose Altuve
2017	Jose Altuve

DARRYL KILE GOOD GUY OF THE YEAR

Honoring an Astros player who exhibits "character and decency toward teammates, media and fans."

2002	Jeff Bagwell
2003	Roy Oswalt
2004	Morgan Ensberg
2005	Brad Lidge
2006	Lance Berkman
2007	Woody Williams
2008	Hunter Pence
2009	Brian Moehler
2010	Geoff Blum
2011	Jason Bourgeois
2012	Jason Castro
2013	Carlos Corporan
2014	Scott Feldman
2015	Hank Conger
2016	Collin McHugh
2017	Carlos Correa

ASTROS PITCHER OF THE YEAR

Award started with the 1997 season

1997	Darryl Kile
1998	Shane Reynolds
1999	Mike Hampton
2000	Scott Elarton
2001	Wade Miller
2002	Roy Oswalt
2003	Billy Wagner
2004	Roger Clemens
2005	Andy Pettitte
2006	Roy Oswalt
2007	Roy Oswalt
2008	Jose Valverde
2009	Wandy Rodriguez
2010	Brett Myers
2011	Wandy Rodriguez
2012	Wilton Lopez
2013	Brett Oberholzer
2014	Dallas Keuchel
2015	Dallas Keuchel
2016	Chris Devenski
2017	Dallas Keuchel/Brad Peacock

ASTROS ROOKIE OF THE YEAR

Award started with the 1994 season

1994	John Hudek
1995	Brian Hunter
1996	Billy Wagner
1997	Chris Holt
1998	Scott Elarton
1999	Daryle Ward
2000	Mitch Meluskey
2001	Roy Oswalt
2002	Ricky Stone
2003	Brad Lidge
2004	Chad Qualls
2005	Willy Taveras
2006	Luke Scott
2007	Hunter Pence
2008	Wesley Wright
2009	Jeff Fulchino
2010	Chris Johnson
2011	J.D. Martinez
2012	Lucas Harrell
2013	Jarred Cosart
2014	Collin McHugh
2015	Carlos Correa
2016	Chris Devenski
2017	Yuli Gurriel

FRED HARTMAN AWARD

For Long and Meritorious Service

1985	Donald Davidson
1986	Fred Hartman
1987	Gene Elston
1988	Jim "Doc" Ewell
1989	Vivian Smith
1990	Allen Russell
1991	Clark Nealon
1992	Bob Green
1993	Tal Smith
1994	Billy Joe Bowman
1995	Larry Dierker
1996	Bob Watson
1997	Bill Virdon
1998	Dennis Liborio
1999	Mickey Herskowitz
2000	Milo Hamilton
2001	Wayne Graham
2002	Harry Shattuck
2003	Charlie Maiorana
2004	Gerry Hunsicker
2005	Gene Coleman
2006	Dan Cunningham
2007	Jackie Moore
2008	Neil Hohlford
2009	Ivy McLemore
2010	Barry Waters
2011	Bill Brown
2012	Rene' Cardenas
2013	Steve Perry
2014	Jamie Hildreth
2015	Nolan Ryan
2016	Mike Lutz
2017	Bob Watson

ASTROS AWARD WINNERS

CY YOUNG

Mike Scott.....	1986
Roger Clemens.....	2004
Dallas Keuchel.....	2015

JACKIE ROBINSON ROOKIE OF THE YEAR

Jeff Bagwell.....	1991
Carlos Correa.....	2015

BBWAA MANAGER OF THE YEAR

Hal Lanier.....	1986
Larry Dierker.....	1998

SPORTING NEWS MANAGER OF THE YEAR

Bill Virdon.....	1980
------------------	------

MOST VALUABLE PLAYER

Jeff Bagwell.....	1994
Jose Altuve.....	2017

SPORTING NEWS PLAYER OF THE YEAR

Jeff Bagwell.....	1994
Jose Altuve.....	2016
Jose Altuve.....	2017

SPORTING NEWS ROOKIE OF THE YEAR

Tom Morgan.....	1965
Joe Griffin (NL Rookie Pitcher of the Year).....	1969
Greg Gross.....	1973
Jeffrey Leonard.....	1979
Jeff Bagwell.....	1991
Al Osuna (NL Rookie Pitcher of the Year).....	1991
Roy Oswalt (NL Rookie Pitcher of the Year).....	2001
Willy Taveras.....	2005
Carlos Correa.....	2015

LOUISVILLE SLUGGER SILVER SLUGGER (Est. 1980)

Dickie Thon.....	1983 (SS)
Jose Cruz.....	1983, 1984 (OF)
Glenn Davis.....	1986 (1B)
Craig Biggio.....	1989 (C), 1994, 1995, 1997, 1998 (2B)
Jeff Bagwell.....	1994, 1997, 1999 (1B)
Moises Alou.....	1998 (OF)
Mike Hampton.....	1999 (P)
Morgan Ensberg.....	2005 (3B)
Carlos Lee.....	2007 (LF)
Jose Altuve.....	2014, 2015, 2016, 2017 (2B)
George Springer.....	2017 (OF)

PLAYERS OF THE MONTH

Bob Watson.....	May 1972
Cesar Cedeno.....	June 1972
Bob Watson.....	May 1975
Cesar Cedeno.....	Sept. 1977
Art Howe.....	May 1981
Jose Cruz.....	July 1984
Kevin Bass.....	June 1986
Jeff Bagwell.....	May 1993
Jeff Bagwell.....	June 1994
Jeff Bagwell.....	July 1994
Jeff Bagwell.....	May 1996
Richard Hidalgo.....	Sept. 2000
Jeff Bagwell.....	July 2001
Lance Berkman.....	May 2004
Lance Berkman.....	May 2008
Jose Altuve.....	June 2016
Carlos Correa.....	May 2017
Jose Altuve.....	July 2017

RAWLINGS GOLD GLOVE WINNERS

1970.....	Doug Rader.....	third base
1971.....	Doug Rader.....	third base
1972.....	Doug Rader.....	third base
1972.....	Cesar Cedeno.....	outfield
1973.....	Doug Rader.....	third base
1973.....	Cesar Cedeno.....	outfield
1973.....	Roger Metzger.....	shortstop
1974.....	Doug Rader.....	third base
1974.....	Cesar Cedeno.....	outfield
1975.....	Cesar Cedeno.....	outfield
1976.....	Cesar Cedeno.....	outfield
1994.....	Jeff Bagwell.....	first base
1994.....	Craig Biggio.....	second base
1995.....	Craig Biggio.....	second base
1996.....	Craig Biggio.....	second base
1997.....	Craig Biggio.....	second base
2001.....	Brad Ausmus.....	catcher
2002.....	Brad Ausmus.....	catcher
2006.....	Brad Ausmus.....	catcher
2009.....	Michael Bourn.....	outfield
2010.....	Michael Bourn.....	outfield
2014.....	Dallas Keuchel.....	pitcher
2015.....	Jose Altuve.....	second base
2015.....	Dallas Keuchel.....	pitcher
2016.....	Dallas Keuchel.....	pitcher

ROBERTO CLEMENTE AWARD

Craig Biggio.....	2007
-------------------	------

HANK AARON AWARD

Jose Altuve.....	2017
------------------	------

LOU GEHRIG MEMORIAL AWARD

Jose Altuve.....	2016
------------------	------

PITCHERS OF THE MONTH

J.R. Richard.....	July 1978
Ken Forsch.....	April 1979
Joe Niekro.....	May 1979
Joaquin Andujar.....	June 1979
J.R. Richard.....	Sept. 1979
J.R. Richard.....	April 1980
Nolan Ryan.....	Aug. 1982
Nolan Ryan.....	May 1984
Mike Scott.....	June 1989
Danny Darwin^.....	July 1990
Darryl Kile^.....	June 1993
Doug Drabek.....	May 1994
Darryl Kile.....	July 1997
Randy Johnson.....	Aug. 1998
Randy Johnson.....	Sept. 1998
Wade Miller.....	April 2001
Roy Oswalt.....	Aug. 2002
Roger Clemens.....	April 2004
Andy Pettitte.....	July 2005
Andy Pettitte.....	Sept. 2005
Roy Oswalt.....	Sept. 2006
Wandy Rodriguez.....	July 2009
Dallas Keuchel.....	April 2015
Dallas Keuchel.....	May 2015
Scott Kazmir.....	July 2015
Dallas Keuchel.....	Aug. 2015
Dallas Keuchel.....	April 2017
Lance McCullers Jr.....	May 2017
^ - shared award	

ROOKIES OF THE MONTH

Roy Oswalt.....	Aug. 2001
Kirk Saarloos.....	July 2002
Hunter Pence.....	May 2007
George Springer.....	May 2014
Collin McHugh.....	Sept. 2014
Carlos Correa.....	June 2015
Yuli Gurriel.....	July 2017

PLAYERS OF THE WEEK

Jimmy Wynn	April 9-15, 1973
Bob Watson	April 30-May 6, 1973
Lee May	April 29-May 5, 1974
Don Wilson	July 1-7, 1974
Dave Roberts	Aug. 19-25, 1974
Cesar Cedeno	June 28-July 4, 1976
Bob Watson	July 26-Aug. 1, 1976
Cesar Cedeno	Sept. 5-11, 1977
J.R. Richard	May 15-21, 1978
Jose Cruz	Sept. 5-11, 1978
Ken Forsch	April 2-8, 1979
Rafael Landestoy	Sept. 3-9, 1979
Joe Sambito	Aug. 18-24, 1980
Bob Knepper	April 20-26, 1981
Nolan Ryan	Sept. 21-27, 1981
Nolan Ryan	April 25-May 1, 1983
Nolan Ryan	May 21-27, 1984
Jose Cruz	June 25-July 1, 1984
Phil Garner	April 14-20, 1986
Kevin Bass	June 23-29, 1986
Mike Scott	Sept. 22-28, 1986
Jose Cruz	April 6-12, 1987
Mike Scott	June 15-21, 1987
Ken Caminiti	July 13-19, 1987
Bill Doran	Aug. 17-23, 1987
Billy Hatcher	May 16-22, 1988
Mike Scott	Aug. 8-14, 1988
Bill Doran	May 15-21, 1989
Glenn Davis	July 10-16, 1989
Craig Biggio	July 24-30, 1989
Kevin Bass	Aug. 14-20, 1989
Craig Biggio	April 9-15, 1990
Franklin Stubbs	Sept. 24-30, 1990
Ken Caminiti	June 22-28, 1991
Andujar Cedeno	Sept. 2-8, 1991
Ken Caminiti	June 22-28, 1992
Steve Finley	Sept. 28-Oct. 4, 1992
Jeff Bagwell	May 17-23, 1993
Darryl Kile	Sept. 6-12, 1993
Jeff Bagwell	June 14-20, 1994
Jeff Bagwell	June 21-27, 1994
Jeff Bagwell	July 19-25, 1994
Craig Biggio	May 15-21, 1995
Derek Bell	June 26-July 2, 1995
Doug Drabek	July 24-30, 1995
Ken Caminiti	Sept. 12-18, 1995
Jeff Bagwell	April 21-27, 1997
Darryl Kile	July 14-20, 1997
Derek Bell	Aug. 18-24, 1997
Moises Alou	May 25-31, 1998
Jose Lima	July 27-Aug. 2, 1998
Carl Everett	May 10-16, 1999
Scott Elarton	July 31-Aug. 6, 2000
Jeff Bagwell	Aug. 7-13, 2000
Richard Hidalgo^	Sept. 5-11, 2000
Julio Lugo^	Sept. 5-11, 2000
Lance Berkman	June 18-24, 2001
Lance Berkman	April 29-May 5, 2002
Morgan Ensberg	June 2-8, 2003
Richard Hidalgo	April 5-11, 2004
Roy Oswalt^	June 21-27, 2004
Carlos Beltran	Aug. 23-29, 2004
Morgan Ensberg	June 27-July 3, 2005
Hunter Pence^	May 14-20, 2007
Craig Biggio	June 25-July 1, 2007
Lance Berkman	April 21-27, 2008
Lance Berkman	May 5-11, 2008
Carlos Lee	Aug. 4-10, 2008
Ty Wigginton^	Aug. 11-17, 2008
Roy Oswalt^	Sept. 1-7, 2008
Miguel Tejada	May 18-24, 2009
Hunter Pence	Aug. 30-Sept. 5, 2010
Jason Castro	May 20-26, 2013
Jason Castro	Aug. 19-25, 2013

PLAYERS OF THE WEEK

Dallas Keuchel	May 19-May 25, 2014
Chris Carter	Aug. 11-Aug. 17, 2014
Jose Altuve^	April 27-May 3, 2015
Dallas Keuchel	July 13-19, 2015
Mike Fiers	Aug. 17-23, 2015
Tyler White	April 4-10, 2016
Jose Altuve^	April 11-17, 2016
Colby Rasmus	April 18-24, 2016
Carlos Correa	June 20-26, 2016
Carlos Correa	Aug. 8-14, 2016
George Springer	May 29-June 4, 2017
Jose Altuve	July 3-9, 2017
Carlos Correa	Sept. 25-Oct. 1, 2017

^ - shared award

HOUSTON ALL-STAR GAME SELECTIONS

PITCHERS

		IP	H	R	ER	BB	SO
1962	Turk Farrell (RHP) (28)	1.0	3	3	3	1	2
1963	Hal Woodeshick (LHP) (30)	2.0	1	0	0	1	3
1964	Turk Farrell (RHP) (30)	2.0	2	1	1	1	1
1965	Turk Farrell (RHP) (31)	1.0	0	0	0	1	0
1966	Claude Raymond (RHP) (29)			(Did not play)			
1967	Mike Cueller (LHP) (30)	2.0	1	0	0	0	2
1969	Larry Dierker (RHP) (22)	0.1	1	0	0	0	0
1971	Larry Dierker (RHP) (24)			(Did not play - injured)			
	Don Wilson (RHP) (26)	2.0	0	0	0	1	2
1976	Ken Forsch (RHP) (29)	1.0	0	0	0	0	1
1977	Joaquin Andujar (RHP) (24)			(Did not play - injured)			
1979	Joaquin Andujar (RHP) (26)	2.0	2	2	2	1	0
	Joe Niekro (RHP) (34)			(Did not play)			
	Joe Sambito (LHP) (27)	0.2	0	0	0	1	0
1980	J.R. Richard* (RHP) (30)	2.0	1	0	0	2	3
1981	Bob Knepper (LHP) (27)	2.0	1	0	0	2	3
	Nolan Ryan (RHP) (34)	1.0	0	0	0	0	1
1983	Bill Dawley (RHP) (25)	1.1	1	0	0	0	1
1985	Nolan Ryan (RHP) (38)	3.0	2	0	0	2	2
1986	Mike Scott (RHP) (31)	1.0	1	1	1	0	2
	Dave Smith (RHP) (31)			(Did not play)			
1987	Mike Scott* (RHP) (32)	2.0	1	0	0	0	1
1988	Bob Knepper (LHP) (34)	1.0	2	1	1	1	0
1989	Mike Scott (RHP) (34)			(Did not play - injured)			
1990	Dave Smith (RHP) (35)	0.2	1	0	0	2	1
1991	Pete Harnisch (RHP) (24)	1.0	2	0	0	0	1
1992	Doug Jones (RHP) (35)	1.0	4	3	3	0	2
1993	Darryl Kile (RHP) (24)			(Did not play - injured)			
1994	Doug Drabek (RHP) (31)	0.2	4	3	1	0	1
	John Hudek (RHP) (27)	0.2	1	2	2	1	1
1997	Darryl Kile (RHP) (28)			(Did not play)			
1999	Mike Hampton (LHP) (26)	0.2	0	0	0	0	0
	Jose Lima (RHP) (26)	1.0	1	0	0	0	0
	Billy Wagner (LHP) (27)	0.2	0	0	0	0	2
2000	Shane Reynolds (RHP) (32)			(Did not play)			
2001	Billy Wagner (LHP) (29)	0.1	0	0	0	0	0
2003	Billy Wagner (LHP) (31)	1.0	1	1	1	0	0
2004	Roger Clemens* (RHP) (41)	1.0	5	6	3	0	2
2005	Roy Oswalt (RHP) (27)	1.0	2	2	2	1	1
	Roger Clemens (RHP) (42)	1.0	0	0	0	0	0
	Brad Lidge (RHP) (28)	1.0	0	0	0	0	3
2006	Roy Oswalt (RHP) (28)	1.0	0	0	0	0	1
2007	Roy Oswalt (RHP) (29)			(Did not play)			
2015	Dallas Keuchel* (LHP) (27)	2.0	2	1	0	0	1
2016	Will Harris (RHP) (31)	0.1	0	0	0	0	1
2017	Dallas Keuchel (LHP) (29)			(Did not play)			
	Lance McCullers Jr. (RHP) (23)			(Did not play)			
	Chris Devenski (RHP) (26)	1.0	0	0	0	0	1

*Starter

HOUSTON ALL-STAR GAME SELECTIONS

PLAYERS

		AB	R	H	RBI	PO	A	E
1966	Joe Morgan* (2B) (22)			(Did not play - Injured)				
1967	Rusty Staub (23)	1	0	1	0	0	0	0
	Jimmy Wynn (25)	1	0	1	0	0	0	0
1968	Rusty Staub (24)	1	0	0	0	0	0	0
1969	Denis Menke (28)	1	0	0	0	1	0	0
1970	Denis Menke (29)	0	0	0	0	2	1	0
	Joe Morgan (26)	2	1	1	0	0	0	0
1972	Cesar Cedeno (21)	2	1	1	0	0	0	0
	Lee May* (1B) (29)	4	0	1	1	13	2	0
1973	Cesar Cedeno* (CF) (22)	3	0	1	1	3	0	0
	Bob Watson (27)	0	0	0	0	0	0	0
1974	Cesar Cedeno (23)	2	0	0	0	2	0	0
1975	Bob Watson (29)	1	0	0	0	0	0	0
1976	Cesar Cedeno (25)	2	1	1	2	1	0	0
1978	Terry Puhl (21)			(Did not play)				
1979	Craig Reynolds (26)	2	0	0	0	0	1	0
1980	Jose Cruz (32)			(Did not play)				
1982	Ray Knight (29)	3	0	0	0	1	4	0
1983	Dickie Thon (25)	3	0	1	0	0	2	0
1984	Jerry Mumphrey (31)	1	0	0	0	0	0	0
1985	Jose Cruz (37)	1	0	0	0	0	0	0
1986	Kevin Bass (27)	1	0	0	0	0	0	0
	Glenn Davis (25)	1	0	0	0	0	0	0
1989	Glenn Davis (28)	1	1	1	0	0	0	0
1991	Craig Biggio (25)	1	0	0	0	2	0	1
1992	Craig Biggio (26)	2	0	0	0	0	2	0
1994	Jeff Bagwell (26)	4	1	2	0	3	2	0
	Craig Biggio (28)	1	1	0	0	2	1	0
	Ken Caminiti (31)	1	0	0	0	0	0	0
1995	Craig Biggio* (2B) (29)	2	1	1	1	2	1	0
1996	Craig Biggio* (2B) (30)	3	0	0	1	1	2	0
	Jeff Bagwell (28)	2	0	0	0	5	0	0
1997	Craig Biggio* (2B) (31)	3	0	0	0	0	4	0
	Jeff Bagwell* (1B) (29)	3	0	0	0	8	1	0
1998	Craig Biggio* (2B) (32)	3	0	0	0	0	1	0
	Moises Alou (31)	3	1	1	0	0	0	0
1999	Jeff Bagwell* (DH) (31)	3	0	1	0	0	0	0
2001	Moises Alou (34)	1	0	0	0	0	0	0
	Lance Berkman (25)	2	0	1	0	0	0	0
2002	Lance Berkman (26)	3	0	1	2	8	1	0
2004	Lance Berkman* (CF) (28)	2	0	0	0	1	0	0
	Jeff Kent* (2B) (36)	2	1	1	0	2	4	1
	Carlos Beltran (27)	2	1	1	0	0	0	0
2005	Morgan Ensberg (29)	2	0	0	0	1	0	0
2006	Lance Berkman (30)	0	0	0	1	0	0	0
2007	Carlos Lee (31)	1	0	0	0	0	0	0
2008	Lance Berkman* (1B) (32)	2	0	0	1	5	0	0
	Miguel Tejada (34)	3	1	2	0	2	2	0
2009	Hunter Pence (26)			(Did not play)				
	Miguel Tejada (35)	2	0	0	0	1	4	0
2010	Michael Bourn (27)	1	0	0	0	0	0	0
2011	Hunter Pence (28)	2	1	1	0	0	1	0
2012	Jose Altuve (22)	1	0	0	0	2	1	0
2013	Jason Castro (26)			(Did not play)				
2014	Jose Altuve (24)	0	0	0	1	0	1	0
2015	Jose Altuve* (2B) (25)	2	0	0	0	0	0	0
2016	Jose Altuve* (2B) (26)	3	0	0	0	4	2	1
2017	Jose Altuve* (2B) (27)	2	0	0	0	0	1	0
	Carlos Correa* (SS) (22)	2	0	0	0	1	2	0
	George Springer* (LF) (27)	3	0	0	0	0	0	0

*Starter

HOUSTON ASTROS ALL-TIME ROSTER

Includes all players who have participated in one or more official Major League games for the Houston franchise, 1962 through 2017. (American League as of 2013)

A (30)

Abad, Fernando (LHP) - 2010-12
 Abercrombie, Reggie (OF) - 2008
 Abreu, Bob (OF) - 1996-97
 Abreu, Juan (RHP) - 2011
 Adlesh, Dave (C) - 1963-68
 Afenir, Troy (C) - 1987
 Agee, Tommie (OF) - 1973
 Agosto, Juan (LHP) - 1987-90, 93
 Albers, Matt (RHP) - 2006-07, 14
 Alfaro, Jason (IF) - 2004
 Alou, Jesus (OF) - 1969-73, 78-79
 Alou, Moises (OF) - 1998-01
 Altuve, Jose (IF) - 2011-17
 Amalfitano, Joe (IF) - 1962
 Ambriz, Hector (RHP) - 2012-13
 Andersen, Larry (RHP) - 1986-90
 Anderson, John (RHP) - 1962
 Anderson, Josh (OF) - 2007
 Andrews, Rob (IF) - 1975-76
 Andujar, Joaquin (RHP) - 1976-81, 88
 Ankiel, Rick (OF) - 2013
 Anthony, Eric (OF) - 1989-93
 Aoki, Norichika (OF) - 2017
 Arias, Alberto (RHP) - 2008-09
 Arlich, Don (LHP) - 1965-66
 Ashby, Alan (C) - 1979-89
 Aspromonte, Bob (IF) - 1962-68
 Astacio, Ezequiel (RHP) - 2005-06
 Astacio, Pedro (RHP) - 2001
 Ausmus, Brad (C) - 1997-98, 01-08

B (87)

Backe, Brandon (RHP) - 2004-09
 Bagwell, Jeff (IF) - 1991-05
 Bailey, Mark (C) - 1984-88
 Bako, Paul (C) - 1999-00
 Baldwin, Jeff (OF) - 1990
 Baldwin, Reggie (C) - 1978-79
 Bales, Lee (IF) - 1967
 Banks, Josh (RHP) - 2010
 Bannister, Alan (IF) - 1984
 Bannister, Floyd (LHP) - 1977-78
 Barker, Glen (OF) - 1999-01
 Barlow, Mike (RHP) - 1976
 Barnes, Clint (IF) - 2011
 Barnes, Brandon (OF) - 2012-13
 Barrios, Manuel (RHP) - 1997
 Barzilla, Philip (LHP) - 2006
 Bass, Anthony (RHP) - 2014
 Bass, Kevin (OF) - 1982-89, 93-94
 Bateman, John (C) - 1963-68
 Batista, Raphael (IF) - 1973, 75
 Bazarido, Yorman (RHP) - 2009
 Beauchamp, Jim (OF) - 1964-65, 70
 Bedard, Erik (LHP) - 2013
 Belinsky, Bo (LHP) - 1967
 Bell, Buddy (IF) - 1988
 Bell, Derek (OF) - 1995-99
 Bell, Eric (LHP) - 1993
 Beltrán, Carlos (OF) - 2004, 2017
 Bergman, Dave (IF/OF) - 1978-81
 Bergman, Sean (RHP) - 1998-99
 Berkman, Lance (OF) - 1999-10
 Berra, Dale (IF) - 1987
 Berry, Sean (IF) - 1996-98
 Biancalana, Buddy (IF) - 1987
 Biggio, Craig (C/IF/OF) - 1988-07
 Billingham, Jack (RHP) - 1969-71
 Bixler, Brian (IF) - 2012
 Bjorkman, George (C) - 1983
 Blackley, Travis (LHP) - 2013
 Blair, Willie (RHP) - 1992
 Bland, Nate (LHP) - 2003
 Blasingame, Wade (LHP) - 1967-72
 Blefary, Curt (1B) - 1969
 Blum, Geoff (IF) - 2002-03, 08-10
 Bochy, Bruce (C) - 1978-80
 Boever, Joe (RHP) - 1992
 Bogar, Tim (IF) - 1997-00

Bogusevic, Brian (OF) - 2010-12
 Bond, Walt (IF) - 1964-65
 Boone, Aaron (IF) - 2009
 Boone, Dan (RHP) - 1982
 Borbon, Pedro (LHP) - 2002
 Borders, Pat (C) - 1995
 Borkowski, Dave (RHP) - 2006-08
 Boswell, Ken (IF) - 1975-77
 Bottenfield, Kent (RHP) - 2001
 Bourgeois, Jason (OF) - 2010-11
 Bourm, Michael (OF) - 2008-11
 Bouton, Jim (RHP) - 1969-70
 Bowen, Ryan (RHP) - 1991-92
 Bradey, Don (RHP) - 1964
 Brand, Ron (C) - 1965-68
 Brandt, Jackie (OF) - 1967
 Bream, Sid (IF) - 1994
 Bregman, Alex (IF) - 2016-17
 Brocail, Doug (RHP) - 1995-96, 08-09
 Brown, Hal (RHP) - 1963-64
 Brown, Ollie (OF) - 1974
 Browne, Byron (OF) - 1968
 Browne, Pidge (IF) - 1962
 Bruce, Bob (RHP) - 1962-66
 Brumley, Mike (IF) - 1993, 95
 Brunet, George (LHP) - 1962-63
 Bruntlett, Eric (IF) - 2003-07
 Bryant, Don (C) - 1969-70
 Buchanan, Jake (RHP) - 2014-15
 Buchholz, Taylor (RHP) - 2006
 Buck, Travis (OF) - 2012
 Buddin, Don (IF) - 1962
 Bullinger, Kirk (RHP) - 2003-04
 Bullock, Eric (OF) - 1985-86
 Burke, Chris (IF) - 2004-07
 Burns, Mike (RHP) - 2005
 Busby, Jim (OF) - 1962
 Busse, Ray (IF) - 1971, 73-74
 Buzhardt, John (RHP) - 1967-68
 Byrdak, Tim (LHP) - 2008-10

C (70)

Cabell, Enos (IF) - 1975-80, 84-85
 Cabrera, Jose (RHP) - 1997-00
 Cacek, Craig (IF) - 1977
 Calhoun, Jeff (LHP) - 1984-86
 Camacho, Ernie (RHP) - 1988
 Caminito, Ken (IF) - 1987-94, 99-00
 Campbell, Dave (IF) - 1973-74
 Campbell, Jim (C) - 1962-63
 Cancel, Robinson (C) - 2011
 Candaale, Casey (IF) - 1988, 90-93
 Cangelosi, John (OF) - 1995-96
 Cannon, Joe (OF) - 1977-78
 Cano, Jose (RHP) - 1989
 Capel, Mike (RHP) - 1991
 Cappuzzello, George (LHP) - 1982
 Cardinal, Conrad (RHP) - 1963
 Carpenter, David (RHP) - 2011-12
 Carpin, Frank (LHP) - 1966
 Carr, Chuckie (OF) - 1997
 Carter, Chris (IF/OF) - 2013-15
 Cash, Kevin (C) - 2010
 Cassel, Jack (RHP) - 2008
 Castilla, Vinny (3B) - 2001
 Castillo, Jose (INF) - 2008
 Castro, Jason (C) - 2010-16
 Cedeno, Andujar (IF) - 1990-94, 96
 Cedeno, Cesar (OF) - 1970-81
 Cedeno, Roger (OF) - 2000
 Cedeno, Ronny (IF) - 2013
 Cedeno, Xavier (LHP) - 2011-13
 Centeno, Juan (C) - 2017
 Cerv, Bob (OF) - 1962
 Chacin, Gustavo (LHP) - 2010
 Chacon, Shawn (RHP) - 2008
 Chapman, Kevin (LHP) - 2013-16
 Charles, Frank (C) - 2000
 Chavez, Raul (C) - 2000, 02-05
 Chen, Bruce (LHP) - 2003
 Childress, Rocky (RHP) - 1987-88
 Chiles, Rich (OF) - 1971-72, 76
 Cicotte, Al (RHP) - 1962
 Cisneros, Jose (RHP) - 2013-14
 Clancy, Jim (RHP) - 1989-91
 Clark, Cody (C) - 2013
 Clark, Dave (OF) - 1998
 Clark, Terry (RHP) - 1990, 96
 Clemens, Roger (RHP) - 2013-14
 Clemens, Roger (RHP) - 2004-06
 Clippard, Tyler (RHP) - 2017
 Colbert, Nate (IF) - 1966, 68
 Conger, Hank (C) - 2015
 Cook, Ron (LHP) - 1970-71
 Coombs, Danny (LHP) - 1963-69
 Cooper, Gary (IF) - 1991
 Corado, Francisco (RHP) - 2012
 Corporan, Carlos (C) - 2011-14
 Correa, Carlos (IF) - 2015-17
 Corsi, Jim (RHP) - 1991
 Cosart, Jarred (RHP) - 2013-14
 Cosgrove, Mike (LHP) - 1972-76
 Coste, Chris (C) - 2009
 Crawford, Jim (LHP) - 1973, 75
 Crawford, Willie (OF) - 1977
 Crowder, Tripp (IF) - 2000, 03
 Crowe, Trevor (OF) - 2013
 Cruz, Jose (OF) - 1975-87
 Cruz Jr., Jose (OF) - 2008
 Cruz, Nelson (RHP) - 2001-02
 Cruz, Rhiner (RHP) - 2012-13
 Cuellar, Mike (LHP) - 1965-68
 Culver, George (RHP) - 1970-72

D (44)

Dahl, Jay (LHP) - 1963
 Daigle, Casey (RHP) - 2010
 Darwin, Danny (RHP) - 1986-90, 96
 Daugherty, Jack (IF) - 1993
 DaVanon, Jerry (IF) - 1975-76
 Davidson, Mark (OF) - 1989-91
 Davis, Brock (OF) - 1963-64, 66
 Davis, Glenn (IF) - 1984-90
 Davis, J.D. (IF) - 2017
 Davis, Ron (OF) - 1962, 66-68
 Davis, Tommy (OF) - 1969-70
 Dawley, Bill (RHP) - 1983-85
 de la Rosa, Jesus (OF) - 1975
 De Leon, Jorge (RHP) - 2013-14
 de los Santos, Ramon (LHP) - 1974
 Deduno, Samuel (RHP) - 2014-15
 Del Rosario, Enierio (RHP) - 2010-12
 Deshaies, Jim (LHP) - 1985-91
 Devenski, Chris (RHP) - 2016-17
 Diaz, Alex (OF) - 1999
 Diaz, Dayan (RHP) - 2017
 Dickson, Jim (RHP) - 1963
 Dierker, Larry (RHP) - 1964-76
 DiLauro, Jack (LHP) - 1970
 DiPino, Frank (LHP) - 1982-86
 Distefano, Benny (IF/OF) - 1992
 Dixon, Tom (RHP) - 1977-79
 Dominguez, Matt (IF) - 2012-14
 Donnels, Chris (IF) - 1993-95
 Doran, Bill (IF) - 1982-90
 Dotel, Octavio (RHP) - 2000-04
 Dougherty, Jim (RHP) - 1995-96
 Downs, Darin (LHP) - 2014
 Downs, Matt (IF) - 2010-12
 Drabek, Doug (RHP) - 1993-96
 Drew, Cameron (OF) - 1988
 Driessen, Dan (IF) - 1986
 Driskill, Travis (RHP) - 2005, 07
 Drott, Dick (RHP) - 1962-63
 Drumwright, Keith (IF) - 1978
 Duckworth, Brandon (RHP) - 2004-05
 Duffy, Matt (IF) - 2015-26
 Dukes, Tom (RHP) - 1967-68
 Durango, Luis (OF) - 2011

E (14)

Earley, Arnold (LHP) - 1967

Easler, Mike (OF) - 1973-75
 Edens, Tom (RHP) - 1993-94
 Edwards, John (C) - 1969-74
 Eilers, Dave (RHP) - 1967
 Elarton, Scott (RHP) - 1998-01
 Elmore, Jake (IF) - 2013
 Ensbard, Morgan (IF) - 2000, 02-07
 Erstad, Darin (OF) - 2008-09
 Escalona, Sergio (LHP) - 2011
 Eposito, Brian (C) - 2010
 Eusebio, Tony (C) - 1991, 94-01
 Everett, Adam (IF) - 2001-07
 Everett, Carl (OF) - 1998-99

F (33)

Farnsworth, Kyle (RHP) - 2014
 Farrell, Dick (RHP) - 1962-67
 Fazio, Ernie (IF) - 1962-63
 Felder, Mike (OF) - 1994
 Feldman, Scott (RHP) - 2014-16
 Feliz, Michael (RHP) - 2015-17
 Feliz, Pedro (IF) - 2010
 Fenwick, Bob (IF) - 1972
 Ferguson, Joe (C) - 1977-78
 Fernandez, Jared (RHP) - 2003-04
 Fernandez, Sid (LHP) - 1997
 Fick, C.J. (RHP) - 2012
 Fields, Josh (RHP) - 2013-16
 Fiers, Mike (RHP) - 2015-17
 Figueroa, Nelson (RHP) - 2010-11
 Finley, Steve (OF) - 1991-94
 Fischlin, Mike (IF) - 1977-78, 80
 Fishel, John (OF) - 1988
 Fisher, Brian (RHP) - 1990
 Fisher, Derek (OF) - 2017
 Fister, Doug (RHP) - 2016
 Foltyniewicz, Mike (RHP) - 2014
 Forsch, Bob (RHP) - 1988-89
 Forsch, Ken (RHP) - 1970-80
 Fowler, Dexter (OF) - 2014
 Fox, Nellie (IF) - 1964-65
 Francisco, Ben (OF) - 2012
 Franco, John (LHP) - 2005
 Franklin, Wayne (LHP) - 2000-01
 Freese, Gene (IF) - 1966
 Fulchino, Jeff (RHP) - 2009-11
 Fuller, Jim (OF) - 1977
 Funk, Tom (LHP) - 1986

G (61)

Gaines, Joe (OF) - 1964-66
 Gainey, Ty (OF) - 1985-87
 Gallarraga, Armando (RHP) - 2012
 Gallagher, Bob (OF) - 1973-74
 Gallo, Mike (LHP) - 2003-06
 Garcia, Kiko (IF) - 1981-82
 Garcia, Ramon (RHP) - 1997
 Gardner, Art (OF) - 1975, 77
 Gardner, Chris (RHP) - 1991
 Garner, Phil (IF) - 1981-87
 Gattis, Evan (OF) - 2015-17
 Geary, Geoff (RHP) - 2008-09
 Geidman, Rich (C) - 1990
 Geiger, Gary (OF) - 1969-70
 Gentile, Jim (IF) - 1965-66
 Gernert, Dick (IF) - 1962
 Geronimo, Cesar (OF) - 1969-71
 Gervacio, Sammy (RHP) - 2009-10
 Gibbon, Joe (LHP) - 1972
 Giles, Ken (RHP) - 2016-17
 Gilson, Hal (RHP) - 1968
 Gimenez, Hector (C) - 2006
 Ginter, Keith (IF) - 2000-02
 Gipson, Charles (OF) - 2005
 Giusti, Dave (RHP) - 1962, 64-68
 Gladding, Fred (RHP) - 1968-73
 Goff, Jerry (C) - 1995-96
 Golden, Jim (RHP) - 1962-63
 Gomez, Carlos (OF) - 2015-16
 Gonzalez, Edgar (RHP) - 2012-13
 Gonzalez, Julio (IF) - 1977-80
 Gonzalez, Luis (OF) - 1990-95, 97
 Gonzalez, Marwin (IF) - 2012-17
 Gooden, Dwight (RHP) - 2000
 Goodman, Billy (IF) - 1962
 Gordon, Tom (RHP) - 2002

Goss, Howie (OF) - 1963
 Gotay, Julio (IF) - 1966-69
 Granger, Wayne (RHP) - 1975
 Grant, Mark (RHP) - 1993
 Green, Jason (RHP) - 2000
 Greene, Tommy (RHP) - 1997
 Greene, Tyler (IF) - 2012
 Gregerson, Luke (RHP) - 2015-17
 Greif, Bill (RHP) - 1971
 Griffin, Tom (RHP) - 1969-76
 Griffiths, Jeremy (RHP) - 2004
 Gross, Greg (OF/IF) - 1973-76, 89
 Gross, Kip (RHP) - 2000
 Grossman, Robbie (OF) - 2013-15
 Grote, Jerry (C) - 1963-64
 Grzanich, Mike (RHP) - 1998
 Guduan, Reymin (LHP) - 2017
 Guerrero, Juan (IF) - 1992
 Guinn, Skip (LHP) - 1969, 71
 Gullickson, Bill (RHP) - 1990
 Gurriel, Yuli (IF) - 2016-17
 Gustave, Jandel (RHP) - 2016-17
 Gutierrez, Juan (RHP) - 2007
 Gutierrez, Ricky (IF) - 1995-99
 Guzman, Jesus (IF/OF) - 2014

H (65)

Hajek, Dave (IF) - 1995-96
 Halama, John (LHP) - 1998
 Hall, Bill (IF) - 2011
 Hampton, Mike (LHP) - 1994-99, 09
 Happ, J.A. (LHP) - 2010-12
 Hardy, Carroll (OF) - 1963-64
 Hardy, Larry (RHP) - 1976
 Harnisch, Pete (RHP) - 1991-94
 Harrell, Lucas (RHP) - 2011-14
 Harris, Alonzo (OF) - 1967
 Harris, Buddy (RHP) - 1970-71
 Harris, Reggie (RHP) - 1998
 Harris, Will (RHP) - 2015-17
 Harrison, Chuck (IF) - 1965-67
 Hartgraves, Dean (LHP) - 1995-96
 Hartman, J.C. (IF) - 1962-63
 Harville, Chad (RHP) - 2004-05
 Hatcher, Billy (OF) - 1986-89
 Hawkins, LaTroy (RHP) - 2008-09
 Hayes, Charlie (IF) - 2001
 Heath, Bill (C) - 1966-67
 Heathcock, Jeff (RHP) - 1983, 85, 87-88
 Heep, Danny (OF) - 1979-82
 Heist, Al (OF) - 1962
 Helms, Tommy (IF) - 1972-75
 Henderson, Steve (OF) - 1988
 Henneman, Mike (RHP) - 1995
 Hennis, Randy (RHP) - 1990
 Henriquez, Oscar (RHP) - 1997
 Henry, Bill (LHP) - 1969
 Henry, Butch (LHP) - 1992
 Henry, Doug (RHP) - 1998-00
 Henry, Dwayne (RHP) - 1991
 Hernandez, Anderson (IF) - 2010
 Hernandez, Carlos (IF) - 1999
 Hernandez, Carlos (LHP) - 2001-02, 04
 Hernandez, Enrique (IF/OF) - 2014
 Hernandez, Manny (RHP) - 1986-87
 Hernandez, Roberto (RHP) - 2015
 Hernandez, Runelvys (RHP) - 2008
 Hernandez, Teoscar (OF) - 2016-17
 Hernandez, Xavier (RHP) - 1990-93, 96
 Herrera, Jose (OF/IF) - 1967-68
 Herrmann, Ed (C) - 1976-78
 Hertz, Steve (IF) - 1964
 Hiatt, Jack (C) - 1971-72
 Hidalgo, Richard (OF) - 1997-04
 Hirsh, Jason (RHP) - 2006
 Hoerner, Joe (LHP) - 1963-64
 Hoes, L.J. (OF) - 2013-15
 Hoffman, John (C) - 1964-65
 Holt, Chris (RHP) - 1996-00
 House, J.R. (C) - 2006, 08
 House, Pat (LHP) - 1967-68
 Householder, Paul (OF) - 1987
 Howard, Larry (C) - 1970-73
 Howard, Thomas (OF) - 1997
 Howard, Wilbur (OF) - 1974-78
 Howe, Art (IF) - 1976-82
 Howell, Jack (IF) - 1998-99

Hoyt, James (RHP) - 2016-17
 Hudek, John (RHP) - 1994-97
 Huff, Aubrey (OF) - 2006
 Humber, Philip (RHP) - 2013
 Hunter, Brian (OF) - 1994-96, 02-03

I (3)

Incaviglia, Pete (OF) - 1992, 98
 Inglett, Joe (IF) - 2011
 Ivie, Mike (IF) - 1981-82

J (25)

Jackson, Chuck (IF) - 1987-88
 Jackson, Mike (RHP) - 2001
 Jackson, Sonny (IF) - 1963-67
 James, Chris (OF) - 1993
 Jankowski, Jordan (RHP) - 2017
 Javier, Ignacio (OF) - 1976
 Javier, Stan (OF) - 1999
 Jennings, Jason (RHP) - 2007
 Jimerson, Charlton (OF) - 2005-06
 Johnson, Chris (IF) - 2009-12
 Johnson, Clifford (C/IF/OF) - 1972-77
 Johnson, Jerry (RHP) - 1974
 Johnson, Jonathan (RHP) - 2003
 Johnson, Ken (RHP) - 1962-65
 Johnson, Randy (LHP) - 1998
 Johnson, Russ (IF) - 1997-00
 Johnstone, John (RHP) - 1996
 Jones, Chris C. (OF) - 1992
 Jones, Chris D. (OF) - 1985
 Jones, Doug (RHP) - 1992-93
 Jones, Gordon (RHP) - 1964-65
 Jones, Jimmy (RHP) - 1991-92
 Jones, Todd (RHP) - 1993-96
 Juden, Jeff (RHP) - 1991, 93
 Jutze, Skip (C) - 1973-76

K (22)

Kasko, Eddie (IF) - 1964-65
 Kata, Matt (IF) - 2009
 Kazmir, Scott (LHP) - 2015
 Kelleher, Mick (IF) - 1974
 Kemmerer, Russ (RHP) - 1962-63
 Kemp, Tony (OF) - 2016-17
 Kent, Jeff (IF) - 2003-04
 Keough, Matt (RHP) - 1986
 Keppinger, Jeff (IF) - 2009-11
 Kerfeld, Charlie (RHP) - 1985-87, 90
 Keuchel, Dallas (LHP) - 2012-17
 Kile, Darryl (RHP) - 1991-97
 King, Hal (C) - 1967-68
 Knepper, Bob (LHP) - 1981-89
 Knically, Alan (C/OF) - 1979-82
 Knight, Ray (IF) - 1982-84
 Knorr, Randy (C) - 1996-97, 99
 Knudson, Mark (RHP) - 1985-86
 Konieczny, Doug (RHP) - 1973-75, 77
 Kratz, Erik (C) - 2016
 Krauss, Marc (OF) - 2013-14
 Kroll, Gary (RHP) - 1966

L (41)

LaCorte, Frank (RHP) - 1979-83
 LaCoss, Mike (RHP) - 1982-84
 Ladd, Peter (RHP) - 1979
 Laird, Brandon (IF) - 2012-13
 Lamabe, Jack (RHP) - 1965
 Lamb, Mike (IF) - 2004-07
 Lampard, Keith (IF) - 1969-70
 Landestoy, Rafael (IF) - 1978-81
 Landis, Jim (OF) - 1967
 Lane, Jason (OF) - 2002-07
 Larker, Norm (IF) - 1962
 Larsen, Don (RHP) - 1964-65
 Larson, Dan (RHP) - 1976-77
 Latman, Barry (RHP) - 1966-67
 LeBlanc, Wade (LHP) - 2013
 Lee, Carlos (OF) - 2007-12
 Lee, Don (RHP) - 1965-66
 Lemaster, Denny (LHP) - 1968-71
 Lemongello, Mark (RHP) - 1976-78
 Leonard, Jeff (OF) - 1978-81
 Lidge, Brad (RHP) - 2002-07
 Lillis, Bob (IF) - 1962-67
 Lima, Jose (RHP) - 1997-01

Lindeman, Jim (IF) - 1993
 Lindstrom, Matt (RHP) - 2010
 Linebrink, Scott (RHP) - 2000-03
 Liriano, Francisco (LHP) - 2017
 Lisch, Pat (IF) - 1997
 Lo, Chia-Jen (RHP) - 2013
 Lofton, Kenny (OF) - 1991
 Lombardozzi, Steve (IF) - 1989-90
 Lopes, Davey (IF/OF) - 1986-87
 Lopez, Aurelio (RHP) - 1986-87
 Lopez, Mendy (IF) - 2001
 Lopez, Wilton (RHP) - 2009-12
 Loretta, Mark (IF) - 2002, 07-08
 Loucks, Scott (OF) - 1980-83
 Lowrie, Jed (IF) - 2012, 2015
 Lugo, Julio (IF) - 2000-03
 Lyles, Jordan (RHP) - 2011-13
 Lyon, Brandon (RHP) - 2010-12

M (90)

MacKenzie, Ken (LHP) - 1965
 Madden, Mike (LHP) - 1983-86
 Maddux, Mike (RHP) - 2000
 Magadan, Dave (IF) - 1995
 Magnante, Mike (LHP) - 1997-98
 Mahoney, Jim (IF) - 1965
 Majewski, Gary (RHP) - 2010
 Mallicoat, Rob (LHP) - 1987, 91-92
 Mann, Jim (RHP) - 2002
 Mantilla, Felix (IF) - 1966
 Manwaring, Kirt (C) - 1996
 Manzella, Tommy (IF) - 2009-10
 Marisnick, Jake (OF) - 2014-17
 Marshall, Mike (RHP) - 1970
 Martes, Francis (RHP) - 2017
 Martin, Tom (LHP) - 1997
 Martinez, David (RHP) - 2013-14
 Martinez, Fernando (OF) - 2012-13
 Martinez, J.D. (OF) - 2011-13
 Martinez, Marty (IF) - 1969-71
 Martinez, Pedro (LHP) - 1995
 Mason, Roger (RHP) - 1989
 Mathews, Eddie (IF) - 1967
 Mathews, T.J. (RHP) - 2002
 Mathis, Ron (RHP) - 1985, 87
 Matranga, Dave (IF) - 2003
 Matsui, Kazuo (IF) - 2008-10
 Maxwell, Justin (OF) - 2012-13
 May, Derrick (OF) - 1995-96
 May, Lee (IF) - 1972-74
 May, Milt (C) - 1974-75
 Mayberry, John (IF) - 1968-71
 Maybin, Cameron (OF) - 2017
 Maye, Lee (OF) - 1965-66
 Maysonet, Edwin (IF) - 2008-09
 McCann, Brian (C) - 2017
 McCullers, Lance (RHP) - 2015-17
 McCurry, Jeff (RHP) - 1999
 McEwing, Joe (IF) - 2006
 McFadden, Leon (IF) - 1968-70
 McGriff, Terry (C) - 1990
 McHugh, Collin (RHP) - 2014-17
 McKnight, Tony (RHP) - 2000-01
 McLaughlin, Mike "Bo" (RHP) - 1976-79
 McLemore, Mark (IF) - 1991
 McLemore, Mark (LHP) - 2007
 McMahan, Don (RHP) - 1962-63
 McMurtry, Craig (RHP) - 1995
 Meacham, Rusty (RHP) - 2000
 Meadows, Louie (OF) - 1986, 88-90
 Meads, Dave (LHP) - 1987-88
 Mejias, Roman (OF) - 1962
 Melancon, Mark (RHP) - 2010-11
 Meluskey, Mitch (C) - 1998-00, 03
 Mendoza, Mike (RHP) - 1979
 Menke, Denis (IF) - 1968-71, 74
 Merced, Orlando (OF) - 2001-03
 Metzger, Roger (IF) - 1971-78
 Meyer, Brian (RHP) - 1988-90
 Miceli, Dan (RHP) - 2003-04
 Micheals, Jason (OF) - 2009-11
 Mieske, Matt (OF) - 1999-00
 Milbourne, Larry (IF) - 1974-76
 Miller, Norm (OF) - 1965-73
 Miller, Orlando (IF) - 1994-96
 Miller, Trevor (LHP) - 1998-99, 06-07
 Miller, Wade (RHP) - 1999-04
 Minor, Blas (RHP) - 1997

Mizerock, John (C) - 1983-86
 Milicki, Dave (RHP) - 2001-02
 Moehler, Brian (RHP) - 2003, 07-10
 Moffitt, Randy (RHP) - 1982
 Montalvo, Rafael (RHP) - 1986
 Monteagudo, Aurelio (RHP) - 1966
 Montgomery, Ray (OF) - 1996-98
 Moore, Scott (IF) - 2012
 Moran, Colin (IF) - 2016-17
 Moreno, Omar (OF) - 1983
 Morgan, Joe (IF) - 1963-71, 80
 Morman, Alvin (LHP) - 1996
 Morton, Charlie (RHP) - 2017
 Mota, Andy (IF) - 1991
 Mouton, James (OF) - 1994-97
 Mumphy, Jerry (OF) - 1983-85
 Munro, Pete (RHP) - 2002-04
 Munson, Eric (C) - 2006-07
 Murphy, Rob (LHP) - 1992
 Murrell, Ivan (OF) - 1963-64, 67-68
 Musgrove, Joe (RHP) - 2016-17
 Myers, Brett (RHP) - 2011-12

N (13)

Nagy, Mike (RHP) - 1974
 Navarro, Oswaldo (IF) - 2010
 Neshek, Pat (RHP) - 2015-16
 Nevin, Phil (IF) - 1995
 Newhan, David (INF) - 2008
 Nichols, Carl (C) - 1989-91
 Nicholson, Dave (OF) - 1966
 Niekro, Joe (RHP) - 1975-85
 Niemann, Randy (LHP) - 1979-80
 Nieve, Fernando (RHP) - 2006-08
 Nitkowski, C.J. (LHP) - 1998
 Norris, Bud (RHP) - 2009-13
 Nottebart, Don (RHP) - 1963-65

O (13)

Oberholtzer, Brett (LHP) 2013-15
 Oberkell, Ken (IF) - 1990-91
 O'Bradovich, Jim (IF) - 1978
 Oliver, Darren (LHP) - 2004
 Olson, Gregg (RHP) - 1996
 Ortiz, Javier (OF) - 1990-91
 Ortiz, Russ (RHP) - 2009
 Osinski, Dan (RHP) - 1970
 Osteen, Claude (LHP) - 1974
 Osuna, Al (LHP) - 1990-93
 Oswalt, Roy (RHP) - 2001-10
 Owens, Jim (RHP) - 1964-67
 Owens, Rudy (LHP) - 2014

P (42)

Paciorek, John (OF) - 1963
 Pagnozzi, Matt (C) - 2013
 Palmeiro, Orlando (OF) - 2004-07
 Pankovits, Jim (IF) - 1984-88
 Paredes, Jimmy (IF) - 2011-13
 Parker, Rick (OF) - 1993
 Paronto, Chad (RHP) - 2008-09
 Patton, Troy (LHP) - 2007
 Paulino, David (RHP) - 2016-17
 Paulino, Felipe (RHP) - 2007, 09-10
 Peacock, Brad (RHP) - 2013-17
 Pearce, Steve (OF) - 2012
 Pena, Bert (IF) - 1981, 83-87
 Pena, Carlos (IF) - 2013
 Pena, Tony (C) - 1997
 Pence, Hunter (OF) - 2007-11
 Pendleton, Jim (OF) - 1962
 Pendleton, Lance (RHP) - 2011
 Pentz, Eugene (RHP) - 1976-78
 Pepitone, Joe (IF) - 1970
 Perez, Oliver (LHP) - 2015
 Perez, Tomas (IF) - 2008
 Perez, Yorkis (LHP) - 2000
 Petagine, Roberto (IF) - 1994
 Petit, Gregorio (IF) - 2014
 Pettitte, Andy (LHP) - 2004-06
 Phillips, J.R. (IF) - 1997-98
 Pichardo, Hipolito (RHP) - 2002
 Pittman, Joe (IF) - 1981-82
 Pizarro, Juan (LHP) - 1973
 Pladson, Gordon (RHP) - 1979-82
 Plantier, Phil (OF) - 1995
 Pointer, Aaron (OF) - 1963, 66-67

Porter, Colin (OF) - 2003
 Portugal, Mark (RHP) - 1989-93
 Powell, Brian (RHP) - 2000-01
 Powell, Jay (RHP) - 1998-01
 Powell, Ross (LHP) - 1994-95
 Presley, Alex (OF) - 2014-15
 Puffer, Brandon (RHP) - 2002-03
 Puhl, Terry (OF) - 1977-90
 Pujols, Luis (C) - 1977-83

Q (2)

Qualls, Chad (RHP) - 2004-07, 14-15
 Quintero, Humberto (C) - 2005-11

R (47)

Rader, Doug (IF) - 1967-75
 Ramirez, Rafael (IF) - 1988-92
 Ramos, Ken (OF) - 1997
 Randolph, Stephen (LHP) - 2007
 Ranew, Merritt (C) - 1962
 Ransom, Cody (IF) - 2007
 Rasmus, Colby (OF) - 2015-16
 Ratliff, Gene (IF) - 1965
 Ray, Jim (RHP) - 1965-66, 68-73
 Ray, Larry (OF) - 1982
 Raymond, Claude (RHP) - 1964-67
 Reddick, Josh (OF) - 2017
 Redding, Tim (RHP) - 2001-04
 Reed, A.J. (IF) - 2016-17
 Reed, Howie (RHP) - 1967
 Reuss, Jerry (LHP) - 1972-73
 Reynolds, Craig (IF) - 1979-89
 Reynolds, Ronn (C) - 1987
 Reynolds, Shane (RHP) - 1992-02
 Rhoden, Rick (RHP) - 1989
 Rhodes, Karl (OF) - 1990-93
 Riccelli, Frank (LHP) - 1978-79
 Richard, J.R. (RHP) - 1971-80
 Richardt, Mike (IF) - 1984
 Riles, Ernest (IF) - 1992
 Rivera, German (IF) - 1985
 Rivera, Luis (IF) - 1997
 Roberge, Bert (RHP) - 1979-80, 82
 Roberts, Dave A. (LHP) - 1972-75
 Roberts, Dave L. (OF/IF) - 1962, 64
 Roberts, Dave W. (IF/OF/C) - 1981
 Roberts, Leon (OF) - 1976-77
 Roberts, Robin (RHP) - 1965-66
 Robertson, Jeriome (LHP) - 2002-03
 Rodgers, Brady (RHP) - 2016
 Rodriguez, Aneury (RHP) - 2011-12
 Rodriguez, Fernando (RHP) - 2011-12
 Rodriguez, Ivan (C) - 2009
 Rodriguez, Wandy (LHP) - 2005-12
 Rodriguez, Wilfredo (LHP) - 2001
 Rohde, Dave (IF) - 1990-91
 Rondon, Gilbert (RHP) - 1976
 Rosario, Rodrigo (RHP) - 2003
 Ross, Mark (RHP) - 1982, 84-85
 Ruhle, Vern (RHP) - 1978-84
 Runnels, Pete (IF) - 1963-64
 Ryan, Nolan (RHP) - 1980-88

S (70)

Saarloos, Kirk (RHP) - 2002-03
 Saccomanno, Mark (INF) - 2008
 Sadler, Billy (RHP) - 2009
 Sambito, Joe (LHP) - 1976-82, 84
 Sampson, Chris (RHP) - 2006-10
 Sanchez, Angel (IF) - 2010-11
 Santana, Domingo (OF) - 2014-15
 Sarfate, Dennis (RHP) - 2007
 Scanlan, Bob (RHP) - 1998
 Schafer, Jordan (OF) - 2011-12
 Schatzeder, Dan (LHP) - 1989-90
 Scheid, Rich (LHP) - 1992
 Scherman, Fred (LHP) - 1974-75
 Schilling, Curt (RHP) - 1991
 Schlueter, Jay (OF) - 1971
 Schneider, Dan (LHP) - 1967, 69
 Schourek, Pete (LHP) - 1998
 Scott, Luke (OF) - 2005-07
 Scott, Mike (RHP) - 1983-91
 Scott, Tony (OF) - 1981-84
 Self, Todd (OF) - 2005
 Sembrano, Carroll (RHP) - 1965-67
 Servais, Scott (C) - 1991-95, 01

Sexton, Jimmy (IF) - 1978-79
 Shantz, Bobby (LHP) - 1962
 Shea, Steve (RHP) - 1968
 Sherry, Larry (RHP) - 1967
 Shipley, Craig (IF) - 1995
 Shuck, J.B. (OF) - 2011
 Siebert, Paul (LHP) - 1974-76
 Simms, Mike (OF/IF) - 1990-92, 94-96
 Simpson, Dick (OF) - 1968
 Sims, Greg (OF) - 1966
 Singleton, Jon (IF) - 2014-15
 Sipp, Tony (LHP) - 2014-17
 Slusarski, Joe (RHP) - 1999-01
 Smalajstra, Craig (IF) - 1988
 Small, Mark (RHP) - 1996
 Smith, Billy (RHP) - 1981
 Smith, Dave (RHP) - 1980-90
 Smith, Hal (C) - 1962-63
 Smith, Jason (IF) - 2009
 Snyder, Chris (C) - 2012
 Solano, Julio (RHP) - 1983-87
 Sosa, Henry (RHP) - 2011
 Sosa, Jose (RHP) - 1975-76
 Spangler, Al (OF) - 1962-65
 Sperring, Rob (IF) - 1977
 Spiers, Bill (IF/OF) - 1996-01
 Spilman, Harry (IF) - 1981-85, 88-89
 Spinks, Scipio (RHP) - 1969-71
 Springer, George (OF) - 2014-17
 Springer, Russ (RHP) - 1997, 04-06
 Sprowl, Bobby (LHP) - 1979-81
 Stankiewicz, Andy (IF) - 1994-95
 Stanton, Mike (RHP) - 1975
 Stassi, Max (C) - 2013-17
 Staub, Rusty (OF) - 1963-68
 Stewart, Jimmy (IF) - 1972-73
 Stinson, Bob (C) - 1972
 Stone, Dean (LHP) - 1962
 Stone, Ricky (RHP) - 2001-04
 Storey, Mickey (RHP) - 2012
 Straily, Dan (RHP) - 2015
 Strickland, Scott (RHP) - 2005
 Stubbs, Franklin (IF) - 1990
 Sullivan, Cory (OF) - 2010
 Sutherland, Gary (IF) - 1972-73
 Sutton, Don (RHP) - 1981-82
 Swindell, Greg (LHP) - 1993-96

T (31)

Tabaka, Jeff (LHP) - 1995-96
 Taubensee, Eddie (C) - 1992-94
 Taussig, Don (OF) - 1962
 Taveras, Alex (IF) - 1976
 Taveras, Willy (OF) - 2004-06
 Taylor, Ron (RHP) - 1965-66
 Tejada, Miguel (INF) - 2008-09
 Temple, Johnny (IF) - 1962-63
 Thatcher, Jon (LHP) - 2015
 Thomas, Derrel (IF) - 1971

Thomas, Frank (OF) - 1965
 Thomas, Lee (OF) - 1968
 Thomas, Roy (RHP) - 1977
 Thompson, Milt (OF) - 1994-95
 Thompson, Ryan (OF) - 1999
 Thon, Dickie (IF) - 1981-87
 Thornton, Otis (C) - 1973
 Throop, George (RHP) - 1979
 Tiefenauer, Bob (RHP) - 1962
 Tolentino, Jose (IF) - 1991
 Tolliver, Ashur (LHP) - 2017
 Tolman, Tim (OF) - 1981-85
 Torres, Hector (IF) - 1968-70, 73
 Towles, J.R. (C) - 2007-11
 Tremie, Chris (C) - 2004
 Trevino, Alex (C) - 1988-90
 Triandos, Gus (C) - 1965
 Tropeano, Nick (RHP) - 2014
 Truby, Chris (IF) - 2000-01
 Tucker, Preston (OF) - 2015
 Tucker, Scooter (C) 1992-93, 95

U (3)

Umbricht, Jim (RHP) - 1962-63
 Ushwah, Cecil (RHP) - 1973
 Uribe, Jose (IF) - 1993

V (17)

Valbuena, Luis (IF) - 2015-16
 Valdes, Marc (RHP) - 2000
 Valdes, Raul (LHP) - 2014
 Valdespino, Sandy (OF) - 1969
 Valdez, Jose (RHP) - 2011-12
 Valverde, Jose (RHP) - 2008-09
 Vaughan, Glenn (IF) - 1963
 Velasquez, Vince (RHP) - 2015
 Veras, Jose (RHP) - 2013-14
 Veres, Dave (RHP) - 1994-95
 Verlander, Justin (RHP) - 2017
 Villar, Henry (RHP) - 2010
 Villar, Jonathan (IF) - 2013-15
 Villarreal, Oscar (RHP) - 2008
 Villone, Ron (LHP) - 2001, 03
 Vizcaino, Jose (IF) - 2001-05
 Von Hoff, Bruce (RHP) - 1965, 67

W (49)

Wagner, Billy (LHP) - 1995-03
 Walker, Tony (OF) - 1986
 Wall, Donne (RHP) - 1995-97
 Wallace, Brett (IF) - 2010-13
 Waller, Ty (OF) - 1987
 Walling, Denny (OF/IF) - 1977-88, 92
 Walton, Danny (IF) - 1968, 77
 Ward, Daryle (OF/IF) - 1998-02
 Warthen, Dan (LHP) - 1978
 Warwick, Carl (OF) - 1962-63
 Washington, Ron (IF) - 1989

Watkins, Bob (RHP) - 1969
 Watson, Bob (IF/OF) - 1966-79
 Weathers, David (RHP) - 2004
 Weekly, Johnny (OF) - 1962-64
 Weiland, Kyle (RHP) - 2012
 Wesson, Barry (OF) - 2002
 Wheeler, Dan (RHP) - 2004-07
 White, Mike (OF) - 1963-65
 White, Rick (RHP) - 2003, 07
 White, Tyler (IF) - 2016-17
 Wiedenbauer, Tom (OF) - 1979
 Wieghaus, Tom (C) - 1984
 Wigginton, Ty (IF) - 2007-08
 Wilkins, Dean (RHP) - 1991
 Wilkins, Rick (C) - 1995-96
 Williams, Brian (RHP) - 1991-94, 99
 Williams, George (IF) - 1962
 Williams, Jerome (RHP) - 2014
 Williams, Mike (RHP) - 2001
 Williams, Mitch (LHP) - 1994
 Williams, Rick (RHP) - 1978-79
 Williams, Walt (OF) - 1964
 Williams, Woody (RHP) - 2007
 Willis, Ron (RHP) - 1969
 Wilson, Don (RHP) - 1966-74
 Wilson, Gary (RHP) - 1979
 Wilson, Glenn (OF) - 1989-90
 Wilson, Preston (OF) - 2006
 Wine, Robbie (C) - 1986-87
 Witt, George (RHP) - 1962
 Wojciechowski, Asher (RHP) - 2015
 Wolf, Randy (LHP) - 2008
 Womack, Dooley (RHP) - 1969
 Woodeshick, Hal (LHP) - 1962-65
 Woods, Gary (OF) - 1980-81
 Worth, Danny (IF) - 2016
 Wright, Wesley (LHP) - 2008-13
 Wynn, Jimmy (OF) - 1963-73

Y (6)

Yelding, Eric (IF) - 1989-92
 Yellen, Larry (RHP) - 1963-64
 York, Jim (RHP) - 1972-75
 Young, Anthony (RHP) - 1996
 Young, Gerald (OF) - 1987-92
 Yount, Larry (RHP) - 1971

Z (6)

Zachary, Chris (RHP) - 1963-67
 Zamora, Oscar (RHP) - 1978
 Zaun, Gregg (C) - 2002-03
 Zeid, Josh (RHP) - 2013-14
 Zinter, Alan (IF) - 2002
 Zosky, Ed (IF) - 2000

HOUSTON ALL-TIME COACHES (97)

Adair, Jimmy - 1962-65
 Alou, Jesus - 1979
 Arnsberg, Brad - 2010
 Ashby, Alan - 1997
 Bagwell, Jeff - 2010
 Bailey, Mark - 2002-09
 Barfield, Jesse - 1995
 Barnett, Mike - 2011-12
 Berra, Yogi - 1986-89
 Berry, Sean - 2006-10
 Bjornsson, Craig - 2012,14-17
 Bragan, Bobby - 1962
 Brocail, Doug - 2011-13
 Brock, Tarrik - 2014
 Busby, Jim - 1962-67
 Clines, Gene - 1988
 Clark, Dave - 2008-13
 Cluck, Bob - 1979, 90-93
 Cooper, Cecil - 2005-07
 Cora, Alex - 2017
 Courtney, Clint - 1965
 Craig, Roger - 1974-75
 Cruz, Jose - 1997-09
 Cubbage, Mike - 1997-01

Dauer, Rich - 2015-17
 Deal, Cot - 1962-64, 83-85
 Dickinson, Ralph - 2014
 Engle, Dave - 1998
 Everett, Adam - 2014
 Fox, Nellie - 1965-67
 Gaetti, Gary - 2004-05
 Galante, Matt - 1985-96, 98-01
 Garner, Phil - 1989-91
 Gomez, Preston - 1973
 Henderson, Buddy - 1968-72
 Harris, Luman - 1962-64
 Hattton, Grady - 1973-74
 Heist, Al - 1966-67
 Henderson, Steve - 1994-96
 Hickey, Jim - 2004-05
 Hill, Marc - 1988
 Hillman, Trey - 2015-16
 Hinch, A.J. - 2015-17
 Hines, Ben - 1994
 Hooton, Burt - 2000-04
 Hurdgens, Dave - 2015-17
 Jaramillo, Rudy - 1990-93
 Jones, Deacon - 1976-82

Jones, Gordon - 1966-67
 Kittle, Hub - 1971-75
 Lamont, Gene - 2002-04
 Lawless, Tom - 2014
 Leppert, Don - 1980-85
 Lillis, Bob - 1973-82
 Linares, Julio - 1994-96
 Listach, Pat - 2014
 Mallee, John - 2013-14
 Mansolino, Doug - 2005-07
 Martinez, Dennis - 2013
 McCraw, Tom - 1997-00
 Meacham, Bobby - 2010-12
 Menke, Dennis - 1983-88
 Moore, Jackie - 2007-08
 Moss, Les - 1982-89
 McGaha, Mel - 1968-70
 Napoleon, Ed - 1989-90
 Ott, Ed - 1989-93
 Owens, Jim - 1967-72
 Parker, Salty - 1968-72
 Pacheco, Tony - 1976-82
 Pedrique, Al - 2009-11
 Perez, Eduardo - 2013

Pettini, Joe - 2012
 Pettis, Gary - 2015-17
 Pollet, Howie - 1965
 Porter, Bo - 2013-14
 Powell, Alfonso - 2016-17
 Quirk, Jamie - 2010-11
 Radison, Dan - 2012-13
 Robinson, Dewey - 2008-09
 Romero, Ed - 2008-09
 Ruhl, Vern - 1997-00
 Spencer, Tom - 1992-93
 Spilman, Harry - 1999-04
 Stottlemeyer, Mel - 1994-95
 Strom, Brent - 1996, 2014-17
 Sweet, Rick - 1996
 Tamargo, John - 1999-04
 Tenace, Gene - 1986-87
 Trembley, Dave - 2013-14
 Van Burkleo, Ty - 2012
 Virdon, Bill - 1997
 Wallace, Dave - 2007
 Walker, Jerry - 1983-85
 Williams, Jim - 1975
 Wright, Mel - 1976-82
 Zinter, Alan - 2015

HOUSTON ALL-TIME UNIFORM NUMBERS

0	Year	Player
	14-15	Hoes, L.J.

00	Year	Player
	68	Mayberry, John

1	Year	Player
	62-64	Craft, Harry (Manager)
	66-68, 74	Hatton, Grady (Mgr, Coach)
	81, 83-87	Pena, Bert
	88, 90-93	Candaele, Casey
	94-96	Linares, Julio (Coach)
	99	Diaz, Alez
	00-02	Ginter, Keith
	03	Porter, Colin
	03	Matranga, Dave
	04-06	Taveras, Willy
	08	Abercrombie, Reggie
	11-12	Schafer, Jordan
	14	Lawless, Tom (Manager)
	15-17	Correa, Carlos

2	Year	Player
	62-63	Adair, Jimmy (Coach)
	64-65	Fox, Nellie
	66-67	Fox, Nellie (Coach)
	68-72	Parker, Salty (Coach)
	74-75	Craig, Roger (Coach)
	76-82	Wright, Mel (Coach)
	83-85	Deal, Cot (Coach)
	87-92	Young, Gerald
	90	Gedman, Rich
	94-96	Collins, Terry (Manager)
	97	Rivera, Luis
	99	Diaz, Alex
	00	Ensberg, Morgan
	02-03	Zaun, Gregg
	03	Meluskey, Mitch
	04-07	Burke, Chris
	08-09	Erstad, Darin
	10-11	Mills, Brad (Manager)
	13	Barnes, Brandon
	14-15	Villar, Jonathan
	16-17	Bregman, Alex

3	Year	Player
	62	Bragan, Bobby (Coach)
	63-64	Runnels, Pete
	65	Adair, Jimmy (Coach)
	66	Jones, Gordon (Coach)
	67	Busby, Jim (Coach)
	68-70	McGaha, Mel (Coach)
	71-75	Kittle, Hub (Coach)
	76-79	Pacheco, Tony (Coach)
	80-81	Leppert, Don (Coach)
	81-87	Garner, Phil
	87	Biancalana, Buddy
	88	Drew, Cameron
	89-91	Garner, Phil (Coach)
	93-95	Donnels, Chris
	95-96	Wilkins, Rick
	96	Manwaring, Kirt
	98-99	Everett, Carl
	01	Everett, Adam
	03	Cromer, Tripp
	04	Williams, Jimmy (Manager)
	05-07	Garner, Phil (Manager)
	08-10	Matsui, Kazuo
	11	Inglett, Joe
	11	Durango, Luis
	12	Francisco, Ben
	13	Perez, Eduardo (Coach)
	14	Petit, Gregorio
	15	Presley, Alex
	17	Aoki, Norichika
	17	Maybin, Cameron

4	Year	Player
	62-65	Busby, Jim (Player, Coach)
	63	Vaughan, Glenn
	65-66	Gentile, Jim
	67	Adlesh, Dave
	68-72	Hancken, Buddy (Coach)
	76-82	Jones, Deacon (Coach)

	83-86	Mizerock, John
	87	Berra, Dale
	88-89	Biggio, Craig
	89-90	Lombardozzi, Steve
	90-93	Rhodes, Karl
	93	Brumley, Mike
	94-95	Stankiewicz, Andy
	96	Hajek, Dave
	97	Pena, Tony
	97	Listach, Pat
	98	Meluskey, Mitch
	99	Hernandez, Carlos
	00-03	Lugo, Julio
	03-07	Bruntlett, Eric
	06	Wilson, Preston
	08	Moore, Jackie (Coach)
	09-11	Michaels, Jason
	12	Lowrie, Jed
	13	Laird, Brandon
	14-17	Springer, George

5	Year	Player
	62-64	Deal, Cot (Coach)
	65	Pollet, Howie (Coach)
	66	Busby, Jim (Coach)
	67	Jones, Gordon (Coach)
	67	King, Hal
	68-72	Owens, Jim (Coach)
	74-82, 83-85	Lillis, Bob (Coach, Mgr)
	88	Henderson, Steve
	89	Napoleon, Ed (Coach)
	91-05, 10	Bagwell, Jeff (Player, Coach)
		<i>Retired in 2007 - Jeff Bagwell</i>

6	Year	Player
	62-63	Harris, Luman (Coach)
	63	Grote, Jerry
	65	Courtney, Clint (Coach)
	66-67	Heist, Al (Coach)
	68	Adlesh, Dave
	69-70	Bryant, Don
	72-77	Johnson, Cliff
	77	Cacek, Craig
	78-79	Baldwin, Reggie
	80-83	Pujols, Luis
	84-88	Bailey, Mark
	88	Spilman, Harry
	89	Gross, Greg
	90-91	Rohde, Dave
	92-94	Taubensee, Eddie
	95-97	Mouton, James
	99-00	Bako, Paul
	00-01	Truby, Chris
	03-09	Bailey, Mark (Coach)
	10-11	Quirk, Jamie (Coach)
	12	Buck, Travis
	13-14	Villar, Jonathan
	14	Hernandez, Enrique
	14-17	Marisnick, Jake

7	Year	Player
	62	Ranew, Merritt
	63-68	Bateman, John
	65	Triandos, Gus
	69-74	Edwards, Johnny
	76-82	Viridon, Bill (Manager)
	84	Bannister, Alan
	86-87	Wine, Robbie
	89-07	Biggio, Craig
		<i>Retired in 2008 - Craig Biggio</i>

8	Year	Player
	62-63	Smith, Hal
	63-64	Grote, Jerry
	63-65	Adlesh, Dave
	66-67	Heath, Bill
	67	Brandt, Jackie
	68	King, Hal
	70	Watson, Bob
	71-72	Hiatt, Jack
	72-73	Sutherland, Gary
	73	Batista, Rafael
	74-75	May, Milt
	76-78	Herrmann, Ed
	78-79	Pujols, Luis

	80	Morgan, Joe
	81	Roberts, Dave
	82-83	Bass, Kevin
	85-89	Berra, Yogi (Coach)
	90	McGriff, Terry
	97	Ashby, Alan (Coach)
	98-01	Galante, Matt (Coach)
	03-04	Spillman, Harry (Coach)
	05-06	Gaetti, Gary (Coach)
	02	Zaun, Gregg
	02, 07-08	Loretta, Mark
	09	Boone, Aaron
	10-11	Keppinger, Jeff
	11	Shuck, J.B.
	13	Crowe, Trevor
	14	Presley, Alex
	15	Lowrie, Jed
	16	Moran, Colin
	16-17	Pettis, Gary (Coach)

9	Year	Player
	62-63	Campbell, Jim
	62-63	Smith, Hal
	64-65	Hoffman, John
	65-68	Brand, Ron
	70	Pepitone, Joe
	72	Stinson, Bob
	73-76	Jutze, Skip
	73	Thornton, Otis
	74	Kelleher, Mick
	77	Johnson, Cliff
	77-80	Gonzalez, Julio
	81-82	Pittman, Joe
	85-86	Bullock, Eric
	87	Afenir, Troy
	88-90	Trevino, Alex
	90	McGriff, Terry
	91-95	Servais, Scott
	95-96	Goff, Jerry
	96-97	Knorr, Randy
	98-00	Johnson, Russ
	01	Cubbage, Mike (Coach)
	02	Pena, Tony (Coach)
	03	Porter, Colin
	05	Quintero, Humberto
	06	Huff, Aubrey
	07-11	Pence, Hunter
	12-17	Gonzalez, Marwin

10	Year	Player
	62	Larker, Norm
	63-68	Staub, Rusty
	69-70	Davis, Tommy
	70-73	Howard, Larry
	73	Batista, Rafael
	74-76	Milbourne, Larry
	77-78, 80	Fischlin, Mike
	81-87	Thon, Dickie
	88	Clines, Gene (Coach)
	89	Spilman, Harry
	90-91	Oberkfell, Ken
	91	Eusebio, Tony
	92	Riles, Ernest
	93-94	Cedeno, Andujar
	95-99	Hampton, Mike
	00	Cromer, Tripp
	01-05	Vizcaino, Jose
	06	Bruntlett, Eric
	07	Ransom, Cody
	08-09	Tejada, Miguel
	10-12	Meacham, Bobby (Coach)
	13	Elmore, Jake
	14	Brock, Tarrick (Coach)
	15-16	Pettis, Gary (Coach)
	16-17	Gurriel, Yuli

11	Year	Player
	62	Amalfitano, Joey
	63	Fazio, Ernie
	64-65	Kasko, Eddie
	66	Gotay, Julio
	66	Freese, Gene
	67	Mathews, Eddie
	67	Watson, Bob
	68-71, 74	Menke, Denis
	72-73	Stewart, Jimmy

HISTORY AND RECORDS

75-76	Andrews, Rob
77	Sperring, Rob
79-82	Knically, Alan
83-86	DiPino, Frank
86-87	Lopes, Davey
87-94, 99-00	Caminiti, Ken
97-98, 01-08	Ausmus, Brad
09	Hampton, Mike
10-11	Bourgeois, Jason
12	Domiguez, Matt
13-14	Mallee, John (Coach)
15-17	Gattis, Evan

12 Year Player

62	Richards, Paul (GM)
63	Morgan, Joe
66	Colbert, Nate
67	Bales, Lee
67-75	Rader, Doug
79-89	Reynolds, Craig
90	Wilson, Glenn
91-94	Finley, Steve
95-99	Gutierrez, Ricky
01-02	Spilman, Harry (Coach)
03-04	Kent, Jeff
08	Berry, Sean (Coach)
09	Rodriguez, Ivan
09-10	Manzella, Tommy
11	Barmes, Clint
12	Bixler, Brian
13	Pena, Carlos
14-17	Stassi, Max

13 Year Player

63-67	Farrell, Turk
69	Blefary, Curt
77-78	Ferguson, Joe
78-80	Bochy, Bruce
87	Wieghaus, Tom
88	Mathis, Ron
89-90	Camacho, Ernie
90	Wilson, Glenn
90	Young, Gerald
92	Riles, Ernie
95-03	Wagner, Billy
06-07	Munson, Eric
08	Perez, Tomas
08	Castillo, Jose
10-11	Pedrique, Al (Coach)
12	Pearce, Steve
12	Laird, Brandon
13	Cedeno, Ronny
14-15	Santana, Domingo
16-17	White, Tyler

14 Year Player

62-68	Aspromonte, Bob
69-71	Martinez, Marty
72-78	Metzger, Roger
79-89	Ashby, Alan
92-93	Ott, Ed (Coach)
95-99	Bell, Derek
00	Cedeno, Roger
01	Hayes, Charlie
02-07	Ensberg, Morgan
08	Bourn, Michael
09-10	Berry, Sean (Coach)
11-13	Martinez, J.D.
14	Guzman, Jesus
15-17	Hinch, A.J. (Manager)

15 Year Player

62-67	Lillis, Bob
68-70	Torres, Hector
71	Metzger, Roger
72-75	Roberts, Dave
76	Taveras, Alex
78	Drumright, Keith
80-81	Woods, Gary
81-82	Ivie, Mike
83-88	Menke, Denis (Coach)
87	Lopes, Davey
89	Washington, Ron
89-92	Yelding, Eric
93-96	Drabek, Doug
97-04	Hidalgo, Richard
04	Beltran, Carlos
05-09	Cooper, Cecil (Coach, Mgr)
10,12-16	Castro, Jason

17	Beltrán, Carlos
----	-----------------

16 Year Player

62	Warwick, Carl
62	Goodman, Billy
63	Temple, Johnny
63-65	White, Mike
66-67	Jackson, Sonny
71, 73-74	Busse, Ray
75-76	DaVanon, Jerry
77	Fuller, Jim
78-81	Bergman, Dave
81-85	Spilman, Harry
88-92	Ramirez, Rafael
93	James, Chris
95	Shipley, Craig
95-96	May, Derrick
98	Hidalgo, Richard
97-99	McCraw, Tom (Coach)
00	Gooden, Dwight
00	Valdes, Marc
01-03	Merced, Orlando
05-07	Lane, Jason
08-09	Romero, Ed (Coach)
10-12	Downs, Matt
13-14	Porter, Bo (Manager)
15	Conger, Hank
16	Kemp, Tony
17	McCann, Brian

17 Year Player

62	Gernert, Dick
62	Cerv, Bob
62	Browne, Pidge
63	Pointer, Aaron
64	Hertz, Steve
66-67	Harrison, Chuck
68-69	Gotay, Julio
71	Schlueter, Jay
73	Sutherland, Gary
73	Torres, Hector
75-77	Boswell, Ken
78-81	Landestoy, Rafael
82	Moffitt, Randy
84-89, 93-94	Bass, Kevin
90-93	Cedeno, Andujar
90	Baldwin, Jeff
95	Borders, Pat
95	Plantier, Phil
96-98	Berry, Sean
99	Knorr, Randy
00-10	Berkman, Lance

18 Year Player

62	Buddin, Don
62-63	Hartman, J.C.
63	Wynn, Jimmy
65-71	Morgan, Joe
72	Fenwick, Bobby
74-75	Gomez, Preston (Mgr)
76-82	Howe, Art
84-85	Tolman, Tim
86-87	Tenace, Gene (Coach)
88	Fishel, John
89-92	Howe, Art (Manager)
94-95	Mouton, James
95	Magadan, Dave
95	Shipley, Craig
96	Sweet, Rick (Coach)
97	Virdon, Bill (Coach)
98, 00-01	Alou, Moises
09	Maysonet, Edwin
10	Sullivan, Cory
10	Hernandez, Anderson
12	Snyder, Chris
13	Lyles, Jordan
14	Krauss, Marc
15-16	Valbuena, Luis
17	Kemp, Tony

19 Year Player

62	Fazio, Ernie
62	Williams, George
63-65	Jackson, Sonny
67	Rader, Doug
67	Reed, Howie
69-70	Geiger, Gary
71	Thomas, Derrel
72-75	Helms, Tommy

78	Obradovich, Jim
79	Wiedenbauer, Tom
82-90	Boran, Bill
91	Schilling, Curt
92	Geurrero, Juan
93	Lindeman, Jim
94-96	Hunter, Brian
97	Johnson, Russ
98-00	Henry, Doug
00	Cedeno, Roger
01	Castillo, Vinny
04-07	Palmeiro, Orlando
08	Saccomanno, Mark
10-12	Bogusevic, Brian
13-15	Grossman, Robbie
16	Duffy, Matt
16	Moran, Colin

20 Year Player

62	Taussig, Don
62-64	Warwick, Carl
64	Hardy, Carroll
64-65	Beauchamp, Jim
65-66	Maye, Lee
67	Landis, Jim
67-68	Murrell, Ivan
68-70	McFadden, Leon
70-71	Geronimo, Cesar
73-74	Campbell, Dave
73	Agee, Tommie
75	Rafael, Batista
75	Rosa, de la Jesus
76	Chiles, Rich
77-78	Cannon, Joe
79-80	Heep, Danny
81-82	Sutton, Don
83	Bjorkman, George
84-88	Pankovits, Jim
89-90	Schatzeder, Dan
91	McLemore, Mark
91	Tolentino, Jose
92	Tucker, Eddie
93-94	Bass, Kevin
94-01	Eusebio, Tony
02-04	Stone, Ricky
07	Anderson, Josh
08	Cassel, Jack
09-13	Norris, Bud
14	Listach, Pat (Coach)
15-16	Tucker, Preston
17	Tyler Clippard
17	Colin Moran

21 Year Player

62-65	Spangler, Al
65	Ray, Jim
66	Nicholson, Dave
67	Bales, Lee
67-73	Miller, Norm
73-76	Gross, Greg
77	Crawford, Willie
77-90	Puhl, Terry
91-92	Anthony, Eric
93-96	Swindell, Greg
95	Nevin, Phil
95	Hajek, Dave
96	Montgomery, Ray
97	Carr, Chuck
98	Engle, Dave (Coach)
99-00	Meluskey, Mitch
01	Servais, Scott
02-03	Hunter, Brian
04-06	Pettitte, Andy
07	White, Rick
07-08	Wigginton, Ty
09-11	Bourn, Michael
12-13	Martinez, Fernando
13	Humber, Philip
14	Fowler, Dexter
15	Singleton, Jon
17	Fisher, Derek

22 Year Player

62, 66-68	Davis, Ron
62	Heist, Al
63	Paciorek, John
64	Beauchamp, Jim
64	Gaines, Joe
65	Harrison, Chuck

Retired in 2005 - Jimmy Wynn

66	Sims, Greg
68	Colbert, Nate
68	Herrera, Jose
69-73, 78-79	Alou, Jesus
73-75	Easler, Mike
76-77	Roberts, Leon
80	Loucks, Scott
81	Woods, Gary
82-84	Knight, Ray
85	Jones, Chris
86-88	Lanier, Hal (Manager)
89	Mason, Roger
90-91	Davidson, Mark
92-95	Simms, Mike
93	Daugherty, Jack
95	Magadan, Dave
96	Young, Anthony
96	Cedeno, Andujar
97	Howard, Thomas
98	Incaviglio, Pete
99	Berkman, Lance
00	Barker, Glen
00	McCraw, Tom (Coach)
01	Lopez, Mendy
02-03	Williams, Jimmy (Manager)
04-06	Clemens, Roger
08	Cruz Jr., Jose
08-09	Hawkins, LaTroy
10	Lindstrom, Matt
11	Hall, Bill
11-14	Corporan, Carlos
12	Maxwell, Justin
15-16	Hillman, Trey (Coach)
17	Reddick, Josh
23	Year
	Player
62	Pendleton, Jim
63-64	Murrell, Ivan
64-65	Bond, Walt
66-67	Wilson, Don
67	Pointer, Aaron
68-71	Lemaster, Denny
72-74	May, Lee
75-80, 84-85	Cabell, Enos
81-82	Garcia, Kiko
85	Rivera, German
86	Driessen, Dan
87-88	Jackson, Chuck
89-90	Anthony, Eric
91	Mota, Andy
92-93	Jones, Doug
95-96	Simms, Mike
98	Grzanich, Mike
99-00	Mieske, Matt
00	Zosky, Eddie
01-02	Mlicki, Dave
03	Saarloos, Kirk
06	McEwing, Joe
07	Jennings, Jason
08	Maysonet, Edwin
09	Ortiz, Russ
09-12	Johnson, Chris
12	Greene, Tyler
13-15	Carter, Chris
16	Kratz, Erik
16-17	Reed, A.J.
24	Year
	Player
62	Roberts, Dave
62	Tausig, Don
62	Weekly, Johnny
63	Adlesh, Dave
64-73	Wynn, Jimmy
74	de los Santos, Ramon
74	Osteen, Claude
75, 77	Gardner, Art
78-79	Sexton, Jimmy
81-82	Heep, Danny
83	Moreno, Omar
85-87	Gayney, Ty
89-91	Ott, Ed (Coach)
90	Davidson, Mark
92	Stubbs, Franklin
92	Jones, Chris
93	Anthony, Eric
94-96	Miller, Orlando
97-00	Cubbage, Mike (Coach)
01	Barker, Glen
02-05	Lane, Jason

25	Year	Player
	62	Mejias, Roman
	64	Murrell, Ivan
	65	Mahoney, Jim
	66	Mantilla, Felix
	67	Belinsky, Bo
	69-72	Walker, Harry (Manager)
	73-74	Gallagher, Bob
	75-87	Cruz, Jose
	88	Bell, Buddy
	92	Walling, Denny
	97-09	Cruz, Jose (Coach)
		<i>Retired in 1992 - Jose Cruz</i>

26	Year	Player
	62	Temple, Johnny
	63	Hardy, Carroll
	63-64	Weekly, Johnny
	64	Roberts, Dave
	65	Harris, Luman (Manager)
	67	Buzhardt, John
	68	Watson, Bob
	68	Colbert, Nate
	69-70	Lampard, Keith
	73-74	Jutze, Skip
	74-78	Howard, Wilbur
	80-81	Pladson, Gordie
	81-83	Loucks, Scott
	86, 88-90	Meadows, Louie
	87	Householder, Paul
	90-97	Gonzalez, Luis
	04-07	Lamb, Mike
	08-09	Brocaill, Doug
	10	Navarro, Oswaldo
	10	Sullivan, Corey
	11-13	Brocaill, Doug (Coach)
	15	Kazmir, Scott
	16	Worth, Danny
	17	Cora, Alex (Coach)

27	Year	Player
	62	Davis, Ron
	62	Cerv, Bob
	62	Browne, Pidge
	63	Goss, Howie
	64	Gaines, Joe
	65	Ratliff, Gene
	66-67	Adlesh, Dave
	67	Zachary, Chris
	68	Colbert, Nate
	68-79	Watson, Bob
	81	Smith, Billy
	82-83	LaCorte, Frank
	84-90	Davis, Glenn
	91-94	Harnisch, Pete
	95-96	Cangelosi, John
	97-00	Bogar, Tim
	01	Astacio, Pedro
	04	Hernandez, Carlos
	02-03, 08-10	Blum, Geoff
	11-17	Altuve, Jose

28	Year	Player
	64	Williams, Walt
	65	Gaines, Joe
	66-67	Pointer, Aaron
	67	Gotay, Julio
	68	Thomas, Lee
	69	Valdespino, Sandy
	70-81	Cedeno, Cesar
	83-85	Mumphrey, Jerry
	86-89	Hatcher, Billy
	89-91	Nichols, Carl
	91	Lofton, Kenny
	92	Incaviglio, Pete
	93	Uribe, Jose
	94	Felder, Mike
	94-95	Thompson, Milt
	96-01	Spiers, Bill
	02-07	Everett, Adam
	09	Keppinger, Jeff
	09	Kata, Matt
	10-11	Figueroa, Nelson
	12	Carpenter, David
	12	Fick, C.J.
	13	Ankiel, Rick
	13-14	Hoes, L.J.

29	Year	Player
	63-64	Jackson, Sonny
	63-64, 66	Davis, Brock
	67	Harris, Candy
	67	Bales, Lee
	71-72	Chiles, Rich
	75	de la Rosa, Jesus
	76	Javier, Al
	77-78	Walling, Denny
	88	Smajstrla, Craig
	89	Washington, Ron
	90-91	Ortiz, Javier
	92-93	Osuna, Al
	94	Petagine, Roberto
	95	Barfield, Jesse (Coach)
	96	Abreu, Bobby
	97-98	Phillips, J.R.
	97	Ramos, Ken
	99-00	Barker, Glen
	01-04	Dotel, Octavio
	04	Alfaro, Jason
	05-06	Mansolino, Doug (Coach)
	07	Williams, Woody
	08-09	Geary, Geoff
	10-13	Wallace, Brett
	14-17	Sipp, Tony

30	Year	Player
	62-66	Bruce, Bob
	67	Belinsky, Bo
	68	Buzhardt, John
	68	Blasingame, Wade
	71	Crawford, Jim
	73, 75	Pentz, Gene
	76-78	Leonard, Jeffrey
	79-81	Scott, Tony
	81-84	Richardt, Mike
	84	Walker, Tony
	86	Reynolds, Ronn
	87	Waller, Ty
	90-91	Simms, Mike
	92	Distefano, Benny
	93	Parker, Rick
	96	Hajek, Dave
	96	Olson, Gregg
	99-04	Tamargo, John (Coach)
	05-07	Scott, Luke
	08	Chacon, Shawn
	10-12	Happ, J.A.
	12	Galarraga, Armando
	12-14	Dominguez, Matt
	15-16	Gomez, Carlos
	17	Centeno, Juan

31	Year	Player
	62	Cicotte, Al
	62-63	McMahon, Don
	64-65	Larsen, Don
	65	Lamabe, Jack
	65	Thomas, Frank
	66	Kroll, Gary
	67	Farrell, Turk
	67	Sherry, Larry
	67	Von Hoff, Bruce
	67-69	Coombs, Danny
	70	DiLauro, Jack
	70	Yount, Larry
	74-76	Siebert, Paul
	74	Nagy, Mike
	77	Brown, Ollie
	77	Walton, Danny
	78	Warthen, Dan
	79-82	LaCorte, Frank
	82	Boone, Danny
	83, 85, 87-88	Heathcock, Jeff
	88-89	Forsch, Bob
	90-93, 96	Hernandez, Xavier
	94	Bream, Sid
	95-96	Tabaka, Jeff
	97	Tucker, Eddie
	97	Springer, Russ
	98-02	Ward, Daryle
	03	Chen, Bruce
	03	Villone, Ron
	04	Duckworth, Brandon

HISTORY AND RECORDS

05	Franco, John
05	Gipson, Charles
08	Newhan, David
09	Smith, Jason
09	Norris, Bud
09	Sadler, Billy
10	Arnsberg, Brad (Coach)
11-12	Barnett, Mike (Coach)
12-13	Gonzalez, Edgar
14-17	McHugh, Collin

32	Year	Player
62-63		Umbrecht, Jim
<i>Retired in 1964 - Jim Umbrecht</i>		

33	Year	Player
62-63		Brunet, George
62		Stone, Dean
64-67		Owens, Jim
68		Gilson, Hal
68		Buzhardt, John
69-71		Mayberry, John
77		Dixon, Tom
79		Wiedenbauer, Tom
79		Throop, George
80		Pladson, Gordie
83-91		Scott, Mike
<i>Retired in 1992 - Mike Scott</i>		

34	Year	Player
62, 64		Giusti, Dave
63		Cardinal, Conrad
63		Dickson, Jim
64-65		Jones, Gordon
65		MacKenzie, Ken
65-66		Miller, Norm
66		Monteagudo, Aurelio
67		Herrera, Jose
69		Geronimo, Cesar
73		Upshaw, Cecil
76-77		Larson, Dan
78		Williams, Rick
79		Pladson, Gordie
80-88		Ryan, Nolan
<i>Retired in 1996 - Nolan Ryan</i>		

35	Year	Player
62-63		Golden, Jim
64		Morgan, Joe
65		Ray, Jim
65-68		Cuellar, Mike
65		Harrison, Chuck
69, 71		Guinn, Skip
75		Granger, Wayne
76-84		Sambitto, Joe
86-87		Lopez, Aurelio
88-90		Meyer, Brian
91		Capel, Mike
93		Daugherty, Jack
94-97		Hudek, John
98		Clark, Dave
99		Thompson, Ryan
01-02		Stone, Ricky
02		Borbon, Pedro
02		Pichardo, Hipolito
03		Bland, Nate
04		Weathers, David
04-07		Wheeler, Dan
09-13		Clark, Dave (Coach)
14-16		Fields, Josh
16-17		Hernandez, Teoscar
17		Liriano, Francisco
17		Verlander, Justin

36	Year	Player
62-63		Drott, Dick
62		Johnson, Ken
62		Witt, George
64-67		Raymond, Claude
67		Eilers, Dave
68-72		Blasingame, Wade
75-85		Niekro, Joe
89		Rhodes, Rick
90		Gullickson, Bill
91		Wilkins, Dean
91		Cooper, Gary
93, 95		Tucker, Eddie
95		Brumley, Mike

96	Small, Mark
98-99	Howell, Jack
00-03	Linebrink, Scott
00	Maddux, Mike
04-06	Springer, Russ
07	Moehler, Brian
09	Kata, Matt
10	Cash, Kevin
10-11	Sanchez, Angel
14	Williams, Jerome
14	Everett, Adam (Coach)
15-17	Harris, Will

37	Year	Player
-----------	-------------	---------------

63-64		Yellen, Larry
64-67		Zachary, Chris
66		Monteagudo, Aurelio
67		Sherry, Larry
68		Browne, Byron
68		Simpson, Dick
69-71		Spinks, Scipio
69		Womack, Dooley
72-76		Cosgrove, Mike
72		Gibbon, Joe
77-79		Dixon, Tom
82		Ray, Larry
85-87, 90		Kerfeld, Charlie
91-92		Jones, Jimmy
93-02		Reynolds, Shane
04		Oliver, Darren
04		Backe, Brandon
05		Self, Todd
10-12		Lyon, Brandon
12		Cordero, Francisco
13		Martinez, Dennis (Coach)
06-07, 14		Albers, Matt
15-16		Nesek, Pat

38	Year	Player
-----------	-------------	---------------

63-64		Brown, Hal
65-66		Roberts, Robin
66		Ray, Jim
66		Watson, Bob
67		Von Hoff, Bruce
69-76		Giffin, Tom
77-78		Bannister, Floyd
79		Williams, Rick
81-84		Tolman, Tim
86-87		Hernandez, Manny
89-91		Clancy, Jim
92		Reynolds, Shane
94		Hampton, Mike
95		McMurtry, Craig
98-99		Bergman, Sean
99		Javier, Stan
00		Meacham, Rusty
01		Jackson, Mike
02-04		Lamont, Gene (Coach)
05-06		Astacio, Ezequiel
07		Driskill, Travis
08-10		Moehler, Brian
11		Arnsberg, Brad (Coach)
11-13		Paredes, Jimmy
14		Downs, Darin
15		Perez, Oliver
17		Diaz, Dayan
17		Moran, Colin

39	Year	Player
-----------	-------------	---------------

62		Anderson, John
62-63		Kemmerer, Russ
64-68		Giusti, Dave
70		Osinski, Dan
70-72		Culver, George
73		Pizarro, Juan
76		Barlow, Mike
76-79		McLaughlin, Bo
79		Ladd, Pete
81-89		Knepper, Bob
91		Gardner, Chris
94		Hines, Ben (Coach)
95		Henneman, Mike
96		Johnston, John
97-98		Montgomery, Ray
98-01		Powell, Jay
01		Villone, Ron
02		Mathews, T.J.
03		Moehler, Brian

06	Buchholz, Taylor
07	Mansolino, Doug (Coach)
08	Wolf, Randy
09	Fulchino, Jeff
09	Ortiz, Russ
10-12	Myers, Brett
12	Barnes, Brandon
13	Clark, Cody
14-15	Oberholtzer, Brett
16-17	Hudgens, Dave (Coach)

40	Year	Player
-----------	-------------	---------------

62-65		Johnson, Ken
65		Lee, Don
65-66		Taylor, Ron
67-74		Wilson, Don
<i>Retired in 1975 - Don Wilson</i>		

41	Year	Player
-----------	-------------	---------------

63		Coombs, Danny
65-67		Sempera, Carroll
69		Henry, Bill
69		Schneider, Dan
70-71		Cook, Ron
79-81		Sprowl, Bobby
79		Wilson, Gary
85-86		Knudson, Mark
88		Heathcock, Jeff
91		Corsi, Jim
92		Blair, Willie
92		Bowen, Ryan
95		Martinez, Pedro
95		Swindell, Greg
96		Tabaka, Jeff
96		Hernandez, Xavier
97		Martin, Tom
98		Schourek, Pete
00		Linebrink, Scott
00		Dotel, Octavio
01-02		Cruz, Nelson
03-04		Fernandez, Jared
03		Johnson, Jonathan
04-09		Backe, Brandon
09		Coste, Chris
10		Daigle, Casey
10		Esposito, Brian
11-12		Lyles, Jordan
13		Veras, Jose
13		Stassi, Max
14-17		Peacock, Brad

42	Year	Player
-----------	-------------	---------------

62		Shantz, Bobby
63		Dahl, Jay
64		Adair, Jimmy (Coach)
65		Von Hoff, Bruce
66		Carpin, Frank
67		Bales, Lee
67		House, Pat
68		Shea, Steve
69-71		Billingham, Jack
72-75		York, Jim
76		Hardy, Larry
77-78		Lemongello, Mark
79		Ladd, Pete
79-80, 82		Roberge, Bert
85		Mathis, Ron
86		Funk, Tom
88		Anderson, Larry
89		Davidson, Mark
91-93		Jaramillo, Rudy (Coach)
95		Martinez, Pedro
96		Strom, Brent (Coach)
97-01		Lima, Jose
<i>Retired by MLB in 1997 - Jackie Robinson</i>		

43	Year	Player
-----------	-------------	---------------

62		Farrell, Turk
63-65		Nottebart, Don
66		Lee, Don
67-68		House, Pat
69		Willis, Ron
70-80		Forsch, Ken
70		Osinski, Dan
82-85		Leppert, Don (Coach)
85-91		Deshaies, Jim
94-95		Veres, Dave
97		Minor, Blas

98	Scanlan, Bob
98	Henry, Doug
01	Williams, Mike
01	Mlicki, Dave
02	Zinter, Alan
04-05	Harville, Chad
05	Strickland, Scott
06-10	Sampson, Chris
11-12	Rodriguez, Fernando
13	Peacock, Brad
15-17	McCullers, Lance

44 Year

Year	Player
62	Tiefenauer, Bobby
63	Dickson, Jim
63	Zachary, Chris
64-68	Coombs, Danny
63-64	Hoerner, Joe
67-68	Dukes, Tom
67	Earley, Arnold
69	Bouton, Jim
70	Beauchamp, Jim
71	Greif, Bill
74-75	Scherman, Fred
75-76	Sosa, Jose
78	Zamora, Oscar
81-82	Pladson, Gordie
86-90, 96	Darwin, Danny
91, 93	Juden, Jeff
98	Harris, Reggie
99-00	Holt, Chris
01-10	Oswalt, Roy
12	Bjornson, Craig (Coach)
12-13	Maxwell, Justin
13	Pagnozzi, Matt
14	Valdes, Raul
14	Farnsworth, Kyle
14	Deduno, Sam
15-17	Gregerson, Luke

45 Year

Year	Player
62	Umbricht, Jim
64	Bradley, Don
66	Latman, Barry
67	Von Hoff, Bruce
68-73	Ray, Jim
74	Nagy, Mike
76	Rondon, Gil
77	Thomas, Roy
78-79	Riccelli, Frank
80-90	Smith, Dave
96-97, 99	Holt, Chris
00-01	Powell, Brian
01	Rodriguez, Wilfredo
02	Gordon, Tom
02	Wesson, Barry
03-06	Gallo, Mike
07-12	Lee, Carlos
12	Van Burkleo, Ty (Coach)
13	Bedard, Erik
14	Bass, Anthony
15	Deduno, Sam
16-17	Feliz, Michael

46 Year

Year	Player
62-65	Woodeshick, Hal
65	Taylor, Ron
65	Jones, Gordon
65-66	Arlich, Don
66	Gaines, Joe
67	Schneider, Dan
70-71	Harris, Buddy
73-77	Konieczny, Doug
78	Leonard, Jeffrey
79-80	Niemann, Randy
82-83	DiPino, Frank
83-85	Dawley, Bill
86	Keough, Matt
91-92	Bowen, Ryan
93-94	Edens, Tom
95-96	Brocail, Doug
98-99	Miller, Trevor
00	Perez, Yorkis
00, 02-05	Chavez, Raul
06-07	Quintero, Humberto
07-11	Towles, J.R.
12	Moore, Scott
13	LeBlanc, Wade
14-16	Feldman, Scott

17	Tolliver, Ashur
17	Liriano, Francisco

47 Year

Year	Player
63-64	Yellen, Larry
67-68	Blasingame, Wade
69	Watkins, Bob
72-73	Reuss, Jerry
74	Johnson, Jerry
76-81, 88	Andujar, Joaquin
82, 84-85	Ross, Mark
86-90	Anderson, Larry
91	Henry, Dwayne
92	Murphy, Rob
93	Grant, Mark
98	Nitkowski, C.J.
99	McCurry, Jeff
01	Bottenfield, Kent
04	Griffiths, Jeremy
06-07	Miller, Trevor
08-09	Valverde, Jose
10-11	Fulchino, Jeff
13	Trembley, Dave (Coach)
15	Straily, Dan
16-17	Devenski, Chris

48 Year

Year	Player
63	Hoerner, Joe
65	Lee, Don
66-67	Larman, Barry
67	Dukes, Tom
68-73	Gladning, Fred
75	Stanton, Mike
78-84	Ruhle, Vern
85-86	Galante, Matt (Coach)
97-00	Ruhle, Vern (Coach)
01-04	Hooton, Burt (Coach)
05-06	Hickey, Jim (Coach)
08-10	Byrdak, Tim
12	Pettini, Joe (Coach)
13-14	Cosart, Jarred
14	Foltynewicz, Mike
15-17	Dauer, Rich (Coach)

49 Year

Year	Player
64-76	Dierker, Larry
84-86	Calhoun, Jeff
87-90, 93	Agosto, Juan
92	Scheid, Rich
95-96	Dougherty, Jim
97-01	Dierker, Larry (Manager)
<i>Retired in 2002 - Larry Dierker</i>	

50 Year

Year	Player
67	Sherry, Larry
68	Walton, Danny
68	House, Pat
69	Willis, Ron
71-80	Richard, J.R.
87-88	Childress, Rocky
92	Henry, Butch
97	Fernandez, Sid
98-01	Elarton, Scott
02	Saarloos, Kirk
03	White, Rick
08	Hernandez, Runelvys
08-09	Arias, Alberto
12	Bjornson, Craig (Coach)
13	Fields, Josh
04-07, 14-15	Qualls, Chad
16	Chapman, Kevin
17	Morton, Charlie

51 Year

Year	Player
68	Shea, Steve
73	Pizarro, Juan
76	Lemongello, Mark
78	Zamora, Oscar
79	Dixon, Tom
82-84	LaCoss, Mike
86	Montalvo, Rafael
89-93	Portugal, Mark
94	Felder, Mike
96	Morman, Alvin
97-00	Cabrera, Jose
98	Johnson, Randy
01-04	Redding, Tim
05-12	Rodriguez, Wandy

12-13	Radison, Dan (Coach)
14	Dickenson, Ralph (Coach)
15	Hudgens, Dave (Coach)
16-17	Hoyt, James

52 Year

Year	Player
65	Gentile, Jim
71	Greif, Bill
76	Andujar, Joaquin
77	Gonzalez, Julio
82	Cappuzzello, George
83-87	Solano, Julio
89	Cano, Jose
90-92	Osuna, Al
92-93	Spencer, Tom (Coach)
94-95	Powell, Ross
96	Clark, Terry
97-98	Magnante, Mike
99-04	Miller, Wade
05-06	Jimerson, Charlton
07, 09-10	Paulino, Felipe
11	Escalona, Sergio
14-17	Bjornson, Craig (Coach)

53 Year

Year	Player
70	Marshall, Mike
76	Hardy, Larry
77	Pujols, Luis
83-86	Madden, Mike
87-88	Meads, Dave
90	Clark, Terry
91-94, 99	Williams, Brian
97	Abreu, Bobby
00-01	Franklin, Wayne
02-04	Munro, Peter
05	Burns, Mike
06	Hirsh, Jason
08-13	Wright, Wesley
09	Fulchino, Jeff
14-15	Strom, Brent (Coach)
16-17	Giles, Ken

54 Year

Year	Player
65	Miller, Norm
68	Gilson, Hal
79	Mendoza, Mike
83-85	Walker, Jerry (Coach)
88	Hill, Marc (Coach)
90	Fisher, Brian
90	Hennis, Randy
91-92	Cluck, Bob (Coach)
92	Boever, Joe
93	Bell, Eric
97	Greene, Tommy
97	Henriquez, Oscar
98	Halama, John
00	Green, Jason
02-07	Lidge, Brad
08-09	Paronto, Chad
10-11	Melancon, Mark
13	Blackley, Travis
13-14	Martinez, David
15	Thatcher, Joe
15-17	Fiers, Mike

55 Year

Year	Player
83-89	Moss, Les (Coach)
90	Fisher, Brian
93	Cluck, Bob (Coach)
96	Henderson, Steve (Coach)
97	Barrios, Manuel
01-02	Hernandez, Carlos
07	Paulino, Felipe
07-11	Quintero, Humberto
12-13	Cruz, Rhiner
14	Veras, Jose
15	Zinter, Alan (Coach)
16-17	Powell, Alonzo (Coach)

56 Year

Year	Player
69-70	Bouton, Jim
87, 91-92	Mallicoate, Rob
95-97	Wall, Donne
00	Gross, Kip
00	Charles, Frank
03	Fernandez, Jared
03-04	Bullinger, Kirk
05	Duckworth, Brandon

HISTORY AND RECORDS

06	Barzilla, Phil
06	Gimenez, Hector
08	Villarreal, Oscar
10	Majewski, Gary
10	Villar, Henry
12	Weiland, Kyle
13-14	Clemens, Paul
15	Hernandez, Roberto
15	Thatcher, Joe
16-17	Strom, Brent (Coach)

57	Year	Player
-----------	-------------	---------------

65	Hoffman, John
91-97	Kile, Darryl

58	Year	Player
-----------	-------------	---------------

69	Schneider, Dan
95-96	Hartgraves, Dean
99-01	Slusarski, Joe
01-02	Mann, Jim
03-04	Miceli, Dan
05	Driskill, Travis
06-08	Munson, Eric
06-08	Borkowski, Dave
09	Bazardo, Yorman
10-12	Abad, Fernando
11	Harrell, Lucas
13	Murphy, Jeff (bullpen catcher)
14-15	Buchanan, Jake
16	Fister, Doug
17	Martes, Francis

59	Year	Player
-----------	-------------	---------------

93-96	Jones, Todd
97	Garcia, Ramon
00-01	McKnight, Tony
02-03	Puffer, Brandon
04	Tremie, Chris
06, 08	House, J.R.
07	Sarfate, Dennis
09-12	Lopez, Wilton
13	Humber, Philip
13	Krauss, Marc
15	Wojciechowski, Asher
16-17	Musgrove, Joe

60	Year	Player
-----------	-------------	---------------

67	King, Hal
75	Sosa, Jose
00	Franklin, Wayne
02-03	Robertson, Jeriome
03	Rosario, Rodrigo
08	Abercrombie, Reggie
10	Banks, Josh
11	Valdez, Jose
11	Pendleton, Lance
12-17	Keuchel, Dallas

61	Year	Player
-----------	-------------	---------------

13-14	Zeid, Josh
16-17	Gustave, Jandel

62	Year	Player
-----------	-------------	---------------

03	Robinson, Jeriome
07	McLemore, Mark
11-12	Rodriguez, Aneuray
12-13	Ambriz, Hector
16	Rodgers, Brady

63	Year	Player
-----------	-------------	---------------

91	McLemore, Mark
07	Randolph, Stephen
09-10	Gervacio, Sammy
11-13	Cedeno, Xavier
13	Lo, Chia-Jen
14	Tropeano, Nick
15	Duffy, Matt
16-17	Paulino, David

64	Year	Player
-----------	-------------	---------------

06, 08	Nieve, Fernando
11	Cancel, Robinson
11-14	Harrell, Lucas
17	Guduan, Reymin

65	Year	Player
-----------	-------------	---------------

79	Williams, Rick
07	Patton, Troy
11	Sosa, Henry
12	Storey, Mickey
13	Oberholtzer, Brett

17	Jankowski, Jordan
----	-------------------

66	Year	Player
-----------	-------------	---------------

01	Rodriguez, Wilfredo
10-11	Del Rosario, Enerio
13-15	Chapman, Kevin

67	Year	Player
-----------	-------------	---------------

11	Carpenter, David
12	Valdez, Jose
13-14	De Leon, Jorge
15	Velasquez, Vince

68	Year	Player
-----------	-------------	---------------

11	Abreu, Juan
13-14	Cisneros, Jose
15	Feliz, Michael

71	Year	Player
-----------	-------------	---------------

07	Gutierrez, Juan
----	-----------------

73	Year	Player
-----------	-------------	---------------

10	Chacin, Gustavo
----	-----------------

75	Year	Player
-----------	-------------	---------------

08-09	Robinson, Dewey (Coach)
-------	-------------------------

76	Year	Player
-----------	-------------	---------------

09	Pedrique, Al (Coach)
----	----------------------

77	Year	Player
-----------	-------------	---------------

09	Rodriguez, Ivan
10	Feliz, Pedro

85	Year	Player
-----------	-------------	---------------

02-17	Bracamonte, Javier (Bullpen catcher)
-------	--------------------------------------

96	Year	Player
-----------	-------------	---------------

15-17	Munoz, Carlos (Bullpen catcher)
-------	---------------------------------

99	Year	Player
-----------	-------------	---------------

94	Williams, Mitch
96	Young, Anthony
14	Owens, Rudy

HOUSTON'S LAST TRADE WITH...

ARIZONA:	LHP Oliver Perez for LHP Junior Garcia on Aug. 8, 2015.
ATLANTA:	PTBNL or cash considerations for OF Preston Tucker on Dec. 20, 2017.
BALTIMORE:	Cash considerations for OF L.J. Hoes on Nov. 25, 2015.
BOSTON:	RHP Garrett Mock for future considerations on Aug. 2, 2012.
CHICAGO (AL):	RHP Tyler Clippard for a PTBNL or cash considerations on Aug. 13, 2017.
CHICAGO (NL):	RHP Dan Straily and IF Luis Valbuena for OF Dexter Fowler on Jan. 19, 2015.
CINCINNATI:	PTBNL or cash considerations for IF Dan Johnson on March 26, 2015.
CLEVELAND:	OF Luke Scott for LHP Jeriome Robertson, March 31, 2004.
COLORADO:	OF Dexter Fowler and cash consideration for OF Brandon Barnes and RHP Jordan Lyles on Dec. 3, 2013.
DETROIT:	RHP Justin Verlander and OF Juan Ramirez for OF Daz Cameron, RHP Franklin Perez and C Jake Rogers on Aug. 31, 2017.
KANSAS CITY:	RHP Angel Baez for cash considerations on March 28, 2015.
LOS ANGELES (AL):	C Hank Conger for C Carlos Perez and RHP Nick Tropeano on Nov. 5, 2014.
LOS ANGELES (NL):	IF/OF Yordan Alvarez for RHP Josh Fields on Aug. 1, 2016.
MIAMI:	OF Jake Marisnick, RHP Francis Martes, IF Colin Moran and a 2015 Competitive Balance Round A Pick for RHP Jarred Cosart, IF Enrique Hernandez and OF Austin Wates on July 31, 2014.
MILWAUKEE:	Future considerations for C Tyler Heineman on March 26, 2017.
MINNESOTA:	C George Williams for C Josh Dimmick on Aug. 3, 1999.
NEW YORK (AL):	C Brian McCann for RHP Albert Abreu and RHP Jorge Guzman on Nov. 17, 2016.
NEW YORK (NL):	RHP Dan Wheeler for OF Adam Seuss on Aug. 27, 2004.
OAKLAND:	RHP Brandon Bailey for OF Ramon Laureano on Nov. 20, 2017.
PHILADELPHIA:	RHP Ken Giles and IF Jonathan Arauz for RHP Mark Appel, RHP Harold Arauz, RHP Thomas Eshelman, LHP Brett Oberholtzer and RHP Vince Velasquez on Dec. 12, 2015.
PITTSBURGH:	RHP Gerrit Cole for RHP Michael Feliz, OF Jason Martin, IF Colin Moran and RHP Joe Musgrove on Jan. 13, 2018.
SAN DIEGO:	C Erik Kratz for RHP Dan Straily on March 28, 2016.
SAN FRANCISCO:	RHP Henry Sosa and RHP Jason Stoffel for IF Jeff Keppinger on July 19, 2011.
SEATTLE:	Future considerations for OF Andrew Aplin on May 23, 2017.
ST. LOUIS:	IF Tyler Greene for cash considerations on Aug. 10, 2012.
TAMPA BAY:	Cash considerations for C Hank Conger on Dec. 2, 2015.
TEXAS:	RHP Akeem Bostick for C Carlos Corporan on Jan. 21, 2015.
TORONTO:	LHP Francisco Liriano for OF Nori Aoki and OF Teoscar Hernandez on July 31, 2017.
WASHINGTON:	C Danny Ardoin for IF Wade Robinson on March 26, 2007.

ASTROS MINUTE MAID PARK ALL-TIME LEADERS: BATTING

GAMES

779	Lance Berkman
590	Craig Biggio
501	Brad Ausmus
487	Jose Altuve
422	Jeff Bagwell

AT-BATS

2698	Lance Berkman
2340	Craig Biggio
1933	Jose Altuve
1539	Carlos Lee
1506	Jeff Bagwell

RUNS

498	Lance Berkman
413	Craig Biggio
341	Jeff Bagwell
286	Jose Altuve
190	Carlos Lee

HITS

822	Lance Berkman
666	Craig Biggio
607	Jose Altuve
465	Carlos Lee
457	Jeff Bagwell

DOUBLES

187	Lance Berkman
164	Craig Biggio
114	Jose Altuve
93	Carlos Lee
83	Jeff Bagwell

TRIPLES

21	Hunter Pence
20	Lance Berkman
15	Michael Bourn
13	Richard Hidalgo
12	Craig Biggio

HOME RUNS

151	Lance Berkman
108	Jeff Bagwell
79	Craig Biggio
74	Carlos Lee
65	Morgan Ensberg

RBI

522	Lance Berkman
310	Jeff Bagwell
289	Carlos Lee
263	Craig Biggio
204	Hunter Pence

BATTING AVERAGE (min. 600 PA)

.322	Miguel Tejada
.314	Jose Altuve
.305	Lance Berkman
.303	Jeff Bagwell
.303	Mike Lamb

STOLEN BASES

124	Jose Altuve
95	Michael Bourn
39	Craig Biggio
39	Lance Berkman
37	Hunter Pence

WALKS

516	Lance Berkman
264	Jeff Bagwell
197	Craig Biggio
180	Morgan Ensberg
144	Brad Ausmus

STRIKEOUTS

518	Lance Berkman
397	Craig Biggio
324	Jeff Bagwell
301	Jason Castro
272	Hunter Pence

TOTAL BASES

1502	Lance Berkman
1091	Craig Biggio
878	Jeff Bagwell
877	Jose Altuve
786	Carlos Lee

SLUGGING PCT. (min. 600 PA)

.583	Jeff Bagwell
.557	Lance Berkman
.524	Richard Hidalgo
.524	Morgan Ensberg
.514	Carlos Correa

ON-BASE PCT. (min. 600 PA)

.419	Lance Berkman
.412	Jeff Bagwell
.391	Morgan Ensberg
.377	Carlos Correa
.371	Richard Hidalgo

MINUTE MAID PARK ALL-TIME LEADERS: OPPONENTS HITTING

GAMES

133	Albert Pujols
-----	---------------

AT-BATS

516	Albert Pujols
-----	---------------

RUNS

87	Albert Pujols
----	---------------

HITS

142	Albert Pujols
-----	---------------

DOUBLES

22	Albert Pujols
----	---------------

TRIPLES

4	C. Patterson, L. Walker, E. Andrus, R. Odor
---	---

HOME RUNS

30	Albert Pujols
----	---------------

RBI

67	Aramis Ramirez
----	----------------

BATTING AVERAGE (min. 150 PA)

.400	Joey Votto/Chipper Jones
------	--------------------------

OBP (min. 150 PA)

.472	Chipper Jones
------	---------------

SLG (min. 150 PA)

.736	Chipper Jones
------	---------------

STOLEN BASES

15	Jose Reyes
----	------------

WALKS

58	Albert Pujols
----	---------------

STRIKEOUTS

77	Adam Dunn
----	-----------

TOTAL BASES

258	Albert Pujols
-----	---------------

ASTROS MINUTE MAID PARK ALL-TIME LEADERS: PITCHING

GAMES

202	Brad Lidge
200	Chad Qualls
160	Octavio Dotel
149	Roy Oswalt
145	Wesley Wright

STARTS

144	Roy Oswalt
112	Wandy Rodriguez
74	Dallas Keuchel
61	Bud Norris
58	Wade Miller

WINS

77	Roy Oswalt
46	Wandy Rodriguez
36	Dallas Keuchel
30	Wade Miller
27	Collin McHugh

LOSSES

35	Wandy Rodriguez
34	Roy Oswalt
20	Dallas Keuchel
18	Bud Norris
15	Jordan Lyles
15	Wade Miller

SAVES

72	Brad Lidge
60	Billy Wagner
41	Jose Valverde
26	Luke Gregerson
23	Ken Giles

STRIKEOUTS

864	Roy Oswalt
585	Wandy Rodriguez
420	Dallas Keuchel
348	Bud Norris
324	Wade Miller

ERA (min. 200IP)

2.55	Roger Clemens
2.87	Dallas Keuchel
2.89	Roy Oswalt
3.00	Octavio Dotel
3.38	Bud Norris
3.38	Andy Pettitte
3.44	Wandy Rodriguez

COMPLETE GAMES

13	Roy Oswalt
6	Dallas Keuchel
2	six players tied

SHUTOUTS

6	Roy Oswalt
4	Dallas Keuchel
2	Wandy Rodriguez
1	10 players tied

LONGEST HOME RUNS AT MINUTE MAID PARK

PLAYER	PITCHER	DATE	DISTANCE	LOCATION
Nelson Cruz, SEA.....	Luke Gregerson.....	5-1-15.....	469.....	Left Center
C.J. Cron, LAA.....	Collin McHugh.....	6-21-16.....	467.....	Left
Joey Gallo, TEX.....	James Hoyt.....	6-14-17.....	466.....	Center
Mark Trumbo, SEA.....	Vince Velasquez.....	9-1-15.....	464.....	Left Center
Lance Berkman.....	Jeremi Gonzalez, TB.....	6-7-03.....	464.....	Right
Colby Rasmus.....	Masahiro Tanaka.....	7-27-16.....	462.....	Left Center
Matt Stairs, PIT.....	Wade Miller.....	5-5-03.....	461.....	Center
Lance Berkman.....	Kyle Lohse, STL.....	6-8-08.....	460.....	Center
Barry Bonds, SF.....	Wade Miller.....	9-13-00.....	458.....	Center
Sammy Sosa, CHI (NL).....	Scott Elarton.....	8-21-00.....	457.....	Left
Andy Tracy, MON.....	Jose Lima.....	8-5-00.....	457.....	Center
Yan Gomes, CLE.....	Joe Musgrove.....	5-21-17.....	457.....	Left
George Springer.....	Danny Salazar, CLE.....	5-11-16.....	455.....	Left

LONGEST ASTROS HOME RUNS AT MINUTE MAID PARK

PLAYER	PITCHER	DATE	DISTANCE	LOCATION
Lance Berkman.....	Jeremi Gonzalez, TB.....	6-7-03.....	464.....	Right
Colby Rasmus.....	Masahiro Tanaka.....	7-27-16.....	462.....	Left Center
Lance Berkman.....	Kyle Lohse, STL.....	6-8-08.....	460.....	Center
George Springer.....	Danny Salazar, CLE.....	5-11-16.....	455.....	Left-Center
Jake Marisnick.....	David Price, BOS.....	6-18-17.....	454.....	Left
George Springer.....	Ariel Miranda, SEA.....	4-6-17.....	454.....	Left-Center
George Springer.....	Wade Miley, SEA.....	7-4-16.....	454.....	Left-Center
Jason Castro.....	Jaime Garcia, STL.....	8-16-16.....	453.....	Right-Center
Chris Carter.....	Miguel Gonzalez, BAL.....	6-3-15.....	453.....	Center
Lance Berkman.....	Bronson Arroyo, CIN.....	7-26-06.....	452.....	Center
Carlos Correa.....	Feliz Hernandez, SEA.....	4-3-17.....	449.....	Left
George Springer.....	Wade Miley, BAL.....	5-27-17.....	447.....	Center
Tyler White.....	Marco Estrada, TOR.....	8-5-17.....	443.....	Center
Evan Gattis.....	Jesse Hahn, OAK.....	5-20-15.....	443.....	Left-Center

SHORTEST HOME RUNS AT MINUTE MAID PARK

PLAYER	PITCHER	DATE	DISTANCE	LOCATION
Adam Everett.....	Brett Tomko, STL.....	5-22-03.....	321.....	Left
Colby Rasmus.....	Sam Freeman, TEX.....	9-26-16.....	327.....	Right
George Springer.....	Emilio Pagán, SEA.....	9-17-17.....	328.....	Left
Ken Caminiti.....	Pat Hentgen, STL.....	4-23-00.....	329.....	Left
Jeff Kent.....	Aaron Harang, CIN.....	9-6-04.....	329.....	Left
Craig Biggio.....	Cory Lidle, PHI.....	7-25-05.....	329.....	Left
Jorge Cantu, FLA.....	Bud Norris.....	8-18-09.....	329.....	Left
Mitch Meluskey.....	Rick Aguilera, CHI.....	4-26-00.....	330.....	Left
Jeff Bagwell.....	Brian Reith, CIN.....	6-23-01.....	330.....	Right
Lance Berkman.....	Kevin Jarvis, SD.....	7-14-01.....	330.....	Left
Damian Jackson, SD.....	Wade Miller.....	7-14-01.....	330.....	Left
Adam Everett.....	Jeff Bennett, MIL.....	7-24-04.....	330.....	Left
Jason Marquis, STL.....	Wandy Rodriguez.....	6-4-05.....	330.....	Right
Lance Berkman.....	Joe Kennedy, COL.....	6-20-05.....	330.....	Left
Jake Marisnick.....	Jeremy Jeffress, TEX.....	6-14-17.....	332.....	Left

MINUTE MAID PARK SINGLE-GAME RECORDS: TEAM

Category	Astros	Opponent
Most At-Bats.....	66, 8/15/06 vs. Chicago (NL).....	66, 8/15/06 by Chicago (NL)
Most Runs.....	18, 8/26/03 vs. Los Angeles (NL).....	19, (2x), last, 4/20/13 by Cleveland
Most Hits.....	22, 9/16/07 vs. Pittsburgh.....	25, 9/25/11 by Colorado
Most Doubles.....	8 (2x), last, 9/12/03 vs. St. Louis.....	7 (5x), last, 4/20/13 by Cleveland
Most Triples.....	3, 8/23/13 vs. Toronto.....	3 (2x), last, 4/2/13 by Texas
Most Home Runs.....	6 (6x), last, 9/26/15 vs. Texas.....	6 (4x), 4/11/08 by Florida
Most RBI.....	17, 8/26/03 vs. Los Angeles (NL).....	18 (2x), last, 4/20/13 by Cleveland
Most Walks.....	12, 5/11/16 vs. Cleveland.....	11 (2x), last, 9/18/13 by Cincinnati
Most Intentional Walks.....	3 (6x), last, 9/24/11 vs. Colorado.....	3 (8x), last, 9/16/12 by Philadelphia
Most Strikeouts.....	19 (2x), last, 8/19/13 vs. Tampa Bay.....	22, 8/1/16 by Toronto
Most Stolen Bases.....	6, (2x), last 8/5/13 vs. Boston.....	6, 9/18/04 by Milwaukee
Most Caught Stealing.....	3 (3x), last, 9/13/13 vs. Los Angeles (AL).....	2 (18x), last, 6/1/16 by Arizona
Most Ground into DP.....	4 (7x), last, 4/3/14 vs. New York (AL).....	6, 5/17/03 by Philadelphia

MINUTE MAID PARK RECORDS (REGULAR SEASON ONLY)

Longest Games - Time

5:368/15/06 vs. Chicago (NL) (18 inn.)
5:189/18/13 vs. Cincinnati (13 inn.)
5:095/11/16 vs. Cleveland (16 inn.)
5:097/7/07 vs. New York (NL) (17 inn.)
5:034/24/16 vs. Boston (12 inn.)
4:588/24/07 vs. Pittsburgh (15 inn.)
4:505/2/13 vs. Detroit (14 inn.)
4:484/25/06 vs. Los Angeles (NL) (14 inn.)
4:329/18/14 vs. Cleveland (13 inn.)
4:328/9/02 vs. Atlanta (13 inn.)

Longest Nine-Inning Games - Time

4:086/18/17 vs. Boston
4:075/9/13 vs. Los Angeles (AL)
4:064/25/14 vs. Oakland
3:588/9/13 vs. Texas
3:567/23/12 vs. Cincinnati
3:548/6/13 vs. Boston
3:5410/3/01 vs. San Francisco
3:539/23/15 vs. Los Angeles (AL)
3:534/5/13 vs. Oakland
3:538/7/13 vs. Boston
3:525/4/17 vs. Texas
3:514/5/13 vs. Oakland
3:514/20/02 vs. San Francisco
3:509/10/12 vs. Chicago (NL)

Shortest Games

1:506/12/05 vs. Toronto
1:546/8/03 vs. Tampa Bay
1:586/27/12 vs. San Diego
1:584/16/04 vs. Milwaukee
2:008/30/10 vs. St. Louis
2:064/23/10 vs. Pittsburgh
2:069/13/03 vs. St. Louis
2:069/14/11 vs. Philadelphia
2:078/21/14 at New York (AL)
2:089/24/03 vs. San Francisco
2:095/7/12 vs. Miami

Largest Crowds

44,2039/26/01 vs. St. Louis
43,8364/5/10 vs. San Francisco
43,8274/6/09 vs. Chicago (NL)
43,8239/30/07 vs. Atlanta
43,7696/22/06 vs. Minnesota
43,7534/6/15 vs. Cleveland
43,73410/4/01 vs. San Francisco
43,7049/24/06 vs. St. Louis
43,6664/3/06 vs. Florida
43,63010/3/01 vs. San Francisco

Smallest Crowds

11,6864/24/13 vs. Seattle
11,9745/28/13 vs. Colorado
12,3025/21/13 vs. Kansas City
12,3245/22/13 vs. Kansas City
12,5849/24/12 vs. St. Louis
12,7227/1/13 vs. Tampa Bay
12,8358/30/12 vs. San Francisco
12,9065/8/13 vs. Los Angeles (AL)
12,9895/20/13 vs. Kansas City
13,0035/9/13 vs. Los Angeles (AL)

Extra-Inning Games (11+ innings)

18 innings8/15/06 vs. Chicago (NL) (L, 6-8)
17 innings7/7/07 vs. New York (NL) (L, 3-5)
16 innings5/11/16 vs. Cleveland (W, 5-3)
15 innings8/5/14 at Philadelphia (L, 1-2)
8/24/07 vs. Pittsburgh (L, 3-8)
14 innings8/1/16 vs. Toronto (W, 2-1)
9/29/13 vs. New York (AL) (L, 1-5)
5/2/13 vs. Detroit (L, 3-7)
8/18/10 vs. New York (NL) (L, 2-3)
4/25/06 vs. Los Angeles (NL) (W, 4-3)
13 innings4/5/17 vs. Seattle (W, 5-3)
5/24/16 vs. Baltimore (W, 3-2)
8/19/15 vs. Tampa Bay (W, 3-2)
9/18/14 vs. Cleveland (L, 1-2)
9/18/13 vs. Cincinnati (L, 5-6)
9/24/11 vs. Colorado (L, 2-4)
6/11/09 vs. Chicago (NL) (W, 2-1)
7/13/07 vs. Philadelphia (W, 5-4)
9/2/05 vs. St. Louis (W, 6-5)
5/16/04 vs. New York (NL) (L, 2-3)
8/9/02 vs. Atlanta (L, 5-6)
12 innings4/9/17 vs. Kansas City (W, 5-4)
4/24/16 vs. Boston (L, 5-7)
6/4/16 vs. Oakland (W, 6-5)
9/12/16 vs. Texas (L, 3-4)
9/3/13 vs. Minnesota (L, 6-9)
5/27/13 vs. Colorado (W, 3-2)
8/7/12 vs. Washington (L, 2-3)
5/9/12 vs. Miami (L, 3-5)
5/4/08 vs. Milwaukee (W, 8-6)
5/17/07 vs. San Francisco (L, 1-2)
4/10/06 vs. Washington (W, 5-4)
7/9/06 vs. St. Louis (L, 5-7)
4/22/04 vs. St. Louis (L, 1-2)
6/22/02 vs. Seattle (W, 3-2)
4/7/02 vs. St. Louis (W, 7-6)
4/4/01 vs. Milwaukee (W, 8-6)
11 innings8/24/17 vs. Washington (L, 4-5)
6/1/16 vs. Arizona (W, 5-4)
6/17/16 vs. Cincinnati (L, 2-4)
6/18/16 vs. Cincinnati (W, 5-4)
8/7/16 vs. Texas (L, 3-5)
9/26/16 vs. Seattle (L, 3-4)
8/15/15 vs. Detroit (L, 2-4)
5/29/15 vs. Chicago (AL) (L, 3-6)
4/16/14 vs. Kansas City (L, 4-6)
6/27/14 vs. Detroit (W, 4-3)
5/2/14 vs. Seattle (W, 5-4)
7/4/13 vs. Tampa Bay (L, 5-7)
8/6/12 vs. Washington (L, 4-5)
8/21/11 vs. San Francisco (L, 4-6)
7/20/11 vs. Washington (W, 3-2)
7/17/11 vs. Pittsburgh (L, 5-7)
9/10/10 vs. Los Angeles (NL) (L, 2-4)
5/9/10 vs. San Diego (W, 4-3)
6/24/09 vs. Kansas City (L, 3-4)
6/2/09 vs. Colorado (W, 3-2)
8/10/07 vs. Milwaukee (L, 4-5)
9/11/07 vs. Chicago (NL) (W, 5-4)

MINUTE MAID PARK: ROOF OPEN VS. CLOSED

Year	Roof Open	Roof Closed	Roof Closed and Open	Overall Home Record
2000	13-17	10-9	16-16	39-42
2001	10-17	13-8	21-12	44-37
2002	11-9	16-11	20-14	47-34
2003	11-10	22-10	15-13	48-33
2004	17-11	26-17	5-5	48-33
2005	15-11	36-17	2-0	53-28
2006	16-10	28-26	0-1	44-37
2007	5-8	37-31	0-0	42-39
2008	12-6	35-25	0-0	47-31
2009	6-9	38-28	0-0	44-37
2010	8-15	34-24	0-0	42-39
2011	6-10	25-40	0-0	31-50
2012	8-6	27-40	0-0	35-46
2013	3-11	21-46	0-0	24-57
2014	11-8	25-35	2-0	38-43
2015	9-3	44-22	0-3	53-28
2016	6-6	37-32	0-0	43-38
2017	8-6	39-25	0-0	47-31*

When the roof is OPEN the entire game, the Astros are: 175-173 (503)
 When the roof is CLOSED the entire game, the Astros are: 513-446 (535)
 When the roof is closed and opens in the same game: 81-64 (559)
 Overall home record at Minute Maid Park: 769-683 (530)

*Only games played at MMP. Three home games in 2017 played at Tropicana Field (Hurricane Harvey)

ASTROS FRANCHISE POSTSEASON GAME-BY-GAME

1980 NLCS (2-3)

Date	Gm	Opp.	W/L	Score	Astros POR	Opp. POR	Save	Atten.	Time	D/N
10/7	1	@PHI	L	1-3	FORSCH	Carlton	McGraw	65,277	2:35	N
10/8	2	@PHI	W	7-4 (10)	LaCorte	Reed	Andujar	65,476	3:34	N
10/10	3	PHI	W	1-0 (11)	Smith	McGraw	—	44,443	3:22	D
10/11	4	PHI	L	3-5 (10)	Sambito	Brusstar	McGraw	44,952	3:55	D
10/12	5	PHI	L	7-8 (10)	LaCorte	Ruthven	—	44,802	3:38	N

1981 NLDS (2-3)

Date	Gm	Opp.	W/L	Score	Astros POR	Opp. POR	Save	Atten.	Time	D/N
10/6	1	LA	W	3-1	RYAN	Stewart	—	44,836	2:22	N
10/7	2	LA	W (11)	1-0	Sambito	Stewart	—	42,398	3:39	D
10/9	3	@LA	L	1-6	Knepper	Hooton	—	46,820	2:35	D
10/10	4	@LA	L	1-2	RUHLE	VALENZUELA	—	55,983	2:00	N
10/11	5	@LA	L	0-4	Ryan	REUSS	—	55,979	2:52	D

1986 NLCS (2-4)

Date	Gm	Opp.	W/L	Score	Astros POR	Opp. POR	Save	Atten.	Time	D/N
10/8	1	NY	W	1-0	SCOTT	Gooden	—	44,131	2:56	N
10/9	2	NY	L	1-5	Ryan	Ojeda	—	44,391	2:40	N
10/11	3	@NY	L	5-6	Smith	Orosco	—	55,052	2:55	D
10/12	4	@NY	W	3-1	SCOTT	Fernandez	—	55,038	2:23	N
10/14	5	@NY	L	1-2 (12)	Kerfeld	Orosco	—	54,986	3:45	D
10/15	6	NY	L	6-7 (16)	Lopez	Orosco	—	45,718	4:42	D

1997 NLDS (0-3)

Date	Gm	Opp.	W/L	Score	Astros POR	Opp. POR	Save	Atten.	Time	D/N
9/30	1	@ATL	L	1-2	Kile	MADDUX	—	46,467	2:15	D
10/1	2	@ATL	L	3-13	Hampton	Glavine	—	49,200	3:06	D
10/3	3	ATL	L	1-4	Reynolds	SMOLTZ	—	53,688	2:36	D

1998 NLDS (1-3)

Date	Gm	Opp.	W/L	Score	Astros POR	Opp. POR	Save	Atten.	Time	D/N
9/29	1	SD	L	1-2	Johnson	Brown	Hoffman	50,080	2:38	D
10/1	2	SD	W	5-4	Wagner	Miceli	—	45,550	2:53	D
10/3	3	@SD	L	1-2	Elarton	Miceli	Hoffman	65,235	2:32	N
10/4	4	@SD	L	1-6	Johnson	Hitchcock	—	64,898	2:39	D

1999 NLDS (1-3)

Date	Gm	Opp.	W/L	Score	Astros POR	Opp. POR	Save	Atten.	Time	D/N
10/5	1	@ATL	W	6-1	Reynolds	Maddux	—	39,119	3:03	D
10/6	2	@ATL	L	1-5	Lima	MILLWOOD	—	41,913	2:13	D
10/8	3	ATL	L	3-5 (12)	Powell	Rocker	Millwood	48,625	4:19	D
10/9	4	ATL	L	5-7	Reynolds	Smoltz	Rocker	48,553	3:12	D

2001 NLDS (0-3)

Date	Gm	Opp.	W/L	Score	Astros POR	Opp. POR	Save	Atten.	Time	D/N
10/9	1	ATL	L	4-7	Jackson	Seanez	Smoltz	35,553	2:51	D
10/10	2	ATL	L	0-1	Mlicki	Glavine	Smoltz	35,704	2:41	D
10/12	3	@ATL	L	2-6	Reynolds	Burkett	—	39,923	2:33	D

2004 NLDS (3-2)

Date	Gm	Opp.	W/L	Score	Astros POR	Opp. POR	Save	Atten.	Time	D/N
10/6	1	@ATL	W	9-3	Clemens	Wright	—	41,464	3:08	N
10/7	2	@ATL	L	2-4 (11)	Miceli	Alfonseca	—	40,075	3:27	N
10/9	3	ATL	W	8-5	Backe	Byrd	Lidge	43,457	3:19	D
10/10	4	ATL	L	5-6	Smoltz	Springer	—	43,336	3:24	D
10/11	5	@ATL	W	12-3	Oswalt	Wright	—	54,068	3:12	N

2004 NLCS (3-4)

Date	Gm	Opp.	W/L	Score	Astros POR	Opp. POR	Save	Atten.	Time	D/N
10/13	1	@STL	L	7-10	Qualls	Williams	Isringhausen	52,323	3:15	N
10/14	2	@STL	L	4-6	Miceli	Tavarez	Isringhausen	52,347	3:02	N
10/16	3	STL	W	5-2	Clemens	Suppan	Lidge	42,896	2:57	D
10/17	4	STL	W	6-5	Wheeler	Tavarez	Lidge	42,760	3:01	D
10/18	5	STL	W	3-0	Lidge	Isringhausen	-	43,045	2:33	N
10/20	6	@STL	L	4-6 (12)	Miceli	Tavarez	-	52,144	3:54	N
10/21	7	@STL	L	2-5	Clemens	Suppan	Isringhausen	52,140	2:51	N

2005 NLDS (3-1)

Date	Gm	Opp.	W/L	Score	Astros POR	Opp. POR	Save	Atten.	Time	D/N
10/5	1	@ATL	W	10-5	Pettitte	Hudson	-	40,590	3:11	D
10/6	2	@ATL	L	1-7	Smoltz	Clemens	-	46,181	2:52	N
10/8	3	ATL	W	7-3	Oswalt	Sosa	-	43,759	2:50	N
10/9	4	ATL	W	7-6 (18)	Clemens	Devine	-	43,413	5:50	D

2005 NLCS (4-2)

Date	Gm	Opp.	W/L	Score	Astros POR	Opp. POR	Save	Atten.	Time	D/N
10/12	1	@STL	L	3-5	Pettitte	Carpenter	Isringhausen	52,332	2:29	N
10/13	2	@STL	W	4-1	Oswalt	Mulder	Lidge	52,358	3:03	N
10/15	3	STL	W	4-3	Clemens	Morris	Lidge	42,823	3:00	D
10/16	4	STL	W	2-1	Qualls	Marquis	Lidge	43,010	3:11	D
10/17	5	STL	L	4-5	Lidge	Isringhausen	-	43,470	3:19	N
10/19	6	@STL	W	5-1	Oswalt	Mulder	-	52,438	2:53	N

2005 WS (0-4)

Date	Gm	Opp.	W/L	Score	Astros POR	Opp. POR	Save	Atten.	Time	D/N
10/22	1	@CWS	L	3-5	Rodriguez	Contreras	Jenks	41,206	3:13	N
10/23	2	@CWS	L	6-7	Lidge	Cotts	-	41,432	3:11	N
10/25	3	CWS	L	5-7 (14)	Astacio	Marte	Buehrle	42,848	5:41	N
10/26	4	CWS	L	0-1	Lidge	Garcia	Jenks	42,936	3:20	N

2015 AL Wild Card Game (1-0)

Date	Gm	Opp.	W/L	Score	Astros POR	Opp. POR	Save	Atten.	Time	D/N
10/6	1	@NYY	W	3-0	Keuchel	Tanaka	Gregerson	50,113	3:04	N

2015 ALDS (2-3)

Date	Gm	Opp.	W/L	Score	Astros POR	Opp. POR	Save	Atten.	Time	D/N
10/8	1	@KC	W	5-2	McHugh	Ventura	Gregerson	40,146	3:14	N
10/9	2	@KC	L	4-5	Harris	Herrera	Davis	40,008	3:27	D
10/11	3	KC	W	4-2	Keuchel	Volquez	Gregerson	42,674	3:20	D
10/12	4	KC	L	6-9	Sipp	Madson	Davis	42,387	4:05	D
10/14	5	@KC	L	2-7	McHugh	Cueto	-	40,566	2:42	N

2017 ALDS (3-1)

Date	Gm	Opp.	W/L	Score	Astros POR	Opp. POR	Save	Atten.	Time	D/N
10/5	1	BOS	W	8-2	Verlander	Sale	-	43,102	3:26	D
10/6	2	BOS	W	8-2	Keuchel	Pomeranz	-	43,410	4:00	D
10/8	3	@BOS	L	3-10	Liriano	Kelly	-	38,010	3:38	D
10/9	4	@BOS	W	5-4	Verlander	Sale	Giles	37,305	4:07	D

2017 ALCS (4-3)

Date	Gm	Opp.	W/L	Score	Astros POR	Opp. POR	Save	Atten.	Time	D/N
10/13	1	NYY	W	2-1	Keuchel	Tanaka	Giles	43,116	3:20	N
10/14	2	NYY	W	2-1	VERLANDER	Chapman	-	43,193	3:00	D
10/16	3	@NYY	L	1-8	Morton	Sabathia	-	49,373	3:25	N
10/17	4	@NYY	L	4-6	Giles	Green	Chapman	48,804	3:37	N
10/18	5	@NYY	L	0-5	Keuchel	Tanaka	-	49,647	3:18	N
10/20	6	NYY	W	7-1	Verlander	Severino	-	43,179	3:23	N
10/21	7	NYY	W	4-0	Morton	Sabathia	McCullers	43,201	3:09	N

2017 WS (4-3)

Date	Gm	Opp.	W/L	Score	Astros POR	Opp. POR	Save	Atten.	Time	D/N
10/24	1	@LAD	L	1-3	Keuchel	Kershaw	Jansen	54,253	2:28	N
10/25	2	@LAD	W	7-6 (11)	Devenski	McCarthy	-	54,293	4:19	N
10/27	3	LAD	W	5-3	McCullers	Darvish	Peacock	43,282	3:46	N
10/28	4	LAD	L	2-6	Giles	Watson	-	43,322	3:06	N
10/29	5	LAD	W	13-12 (10)	Musgrove	Jansen	-	43,300	5:17	N
10/31	6	@LAD	L	1-3	Verlander	Watson	Jansen	54,128	3:22	N
11/1	7	@LAD	W	5-1	Morton	Darvish	-	54,124	3:37	N

2017 AMERICAN LEAGUE DIVISION SERIES

HOUSTON 3 GAMES
BOSTON 1 GAME

The Astros beat the Red Sox in a four-game ALDS behind two 8-2 victories in Games 1 and 2 in Houston and a thrilling 5-4 win in Game 4 at Boston. The series victory was just the fourth in franchise history and the first since they won the NLCS over the Cardinals in 2005.

Houston took the first two ALDS games by scores of 8-2, both of which were played at Minute Maid Park. Per Elias, Houston became the third team in Major League history to win each of the first two games of a postseason series by six or more runs. Also, the Yankees won the first two games of the 1937 World Series against the Giants by identical 8-1 scores and the Orioles beat the Mariners in the first two games of the 1997 ALDS by identical scores of 9-3.

Jose Altuve hit three home runs in Game 1, becoming the ninth player in Major League history (10th time) to hit three homers in a postseason game and the first since Pablo Sandoval in the 2012 World Series. He was also the first player in franchise history to hit three home runs in a postseason game and the third player in franchise history with a multi-homer game in the postseason, joining Carlos Correa (2015) and Carlos Beltrán (2004).

In Game 3 of the ALDS, 1B Yuli Gurriel became the fourth player in franchise history to collect four hits in a postseason game, joining SS Carlos Correa (2015 ALDS, G4), CF Carlos Beltrán (2004 NLDS, G5) and CF Terry Puhl (1980 NLCS, G5).

Game 4 of the ALDS featured a little bit of everything, including relief appearances from two of the best starters in the Majors (RHP Justin Verlander, LHP Chris Sale), a game-tying homer by 3B Alex Bregman and a game-winning single by RF Josh Reddick in the 8th inning.

Near Right: Jose Altuve gives the fans at Minute Maid Park a curtain call after hitting his third home run in ALDS Game 1.

Far Right: Dallas Keuchel strikes out 7 batters across 5.2 innings en route to the win in ALDS Game 2.

GAME 1

THURSDAY, OCTOBER 5
HOUSTON 8, BOSTON 2

	1	2	3	4	5	6	7	8	9	R	H	E
Red Sox	0	1	0	1	0	0	0	0	2	8	0	0
Astros	2	0	0	2	1	2	1	0	x	8	12	0

Red Sox	AB	R	H	BI	BB	K	AVG.
Xander Bogaerts, SS	4	0	0	0	0	1	.000
Eduardo Nunez, DH	1	0	0	0	0	0	.000
Hanley Ramirez, PH-DH	3	0	2	0	0	0	.667
Andrew Benintendi, LF	4	0	1	0	1	0	.250
Mookie Betts, RF	4	1	2	0	0	0	.500
Mitch Moreland, 1B	3	1	1	0	1	0	.333
Dustin Pedroia, 2B	3	0	0	0	1	0	.000
Rafael Devers, 3B	3	0	0	1	0	2	.000
Sandy Leon, C	4	0	2	1	0	1	.500
Jackie Bradley, CF	3	0	0	0	0	1	.000
TOTALS	32	2	8	2	6	2	.250

Astros	AB	R	H	BI	BB	K	AVG.
George Springer, CF	4	0	0	0	0	3	.000
Alex Bregman, 3B	4	1	2	1	0	1	.500
Jose Altuve, 2B	4	3	3	3	0	0	.750
Carlos Correa, SS	4	0	0	0	0	0	.000
Evan Gattis, DH	3	2	2	0	1	0	.667
Derek Fisher, PR-DH	0	0	0	0	0	0	---
Josh Reddick, RF	3	2	2	0	1	.667	
Yuli Gurriel, 1B	4	0	1	0	0	2	.250
Marwin Gonzalez, LF	4	0	1	0	2	.250	
Brian McCann, C	4	0	1	2	0	1	.250
TOTALS	34	8	12	8	2	8	.353

Red Sox	IP	H	R	ER	BB	K	ERA
Chris Sale, L(0-1)	5.0	9	7	7	1	6	12.60
Joe Kelly	1.0	2	0	0	0	1	0.00
Austin Maddox	1.0	1	1	1	1	1	9.00
Rick Porcello	1.0	0	0	0	0	0	0.00

Astros	IP	H	R	ER	BB	K	ERA
J. Verlander, W(1-0)	6.0	6	2	2	2	3	3.00
Chris Devenski	1.0	0	0	0	0	2	0.00
Will Harris	0.2	2	0	0	0	0	0.00
Francisco Liriano	0.1	0	0	0	0	0	0.00
Joe Musgrove	1.0	0	0	0	0	1	0.00

Start Time: 3:00 p.m. CT
 Attendance: 43,102
 Venue: Minute Maid Park
 Game Duration: 3:26



GAME 2

FRIDAY, OCTOBER 6
HOUSTON 8, BOSTON 2

	1	2	3	4	5	6	7	8	9	R	H	E
Red Sox	0	1	0	0	0	0	0	0	1	2	7	1
Astros	2	0	2	0	0	4	0	0	x	8	12	0

Red Sox	AB	R	H	BI	BB	K	AVG.
Xander Bogaerts, SS	5	0	0	0	0	2	.000
Dustin Pedroia, 2B	3	0	1	0	1	1	.167
Brock Holt, PR-2B	0	0	0	0	0	0	---
Andrew Benintendi, LF	4	0	0	0	0	1	.125
Mookie Betts, RF	4	0	1	0	0	1	.375
Rajai Davis, RF	0	0	0	0	0	0	---
Hanley Ramirez, 1B	3	0	0	0	1	2	.333
Chris Young, DH	2	1	1	0	0	0	.500
Mitch Moreland, PH-DH	2	0	0	0	0	0	.200
Christian Vazquez, C	3	1	2	0	1	1	.667
Deven Marrero, 3B	2	0	0	0	2	0	.000
Rafael Devers, PH-3B	2	0	0	0	0	1	.000
Jackie Bradley, CF	4	0	2	2	0	0	.286
TOTALS	34	2	7	2	3	11	.206

Astros	AB	R	H	BI	BB	K	AVG.
George Springer, CF-RF	4	2	2	1	1	0	.250
Alex Bregman, 3B	5	1	1	0	0	0	.333
Jose Altuve, 2B	3	2	2	1	2	1	.714
Carlos Correa, SS	4	2	2	4	1	0	.250
Evan Gattis, DH	3	0	1	1	1	1	.500
Carlos Beltran, PH	1	0	1	0	0	0	1.000
Derek Fisher, PR-DH	0	0	0	0	0	0	---
Josh Reddick, RF	4	0	0	0	0	1	.286
Cameron Maybin, PH-CF	0	0	0	0	0	0	.000
Yuli Gurriel, 1B	4	0	1	0	1	1	.250
Marwin Gonzalez, LF	4	1	1	0	1	0	.250
Brian McCann, C	3	0	1	0	0	0	.286
TOTALS	36	8	12	7	6	5	.333

Red Sox	IP	H	R	ER	BB	K	ERA
Drew Pomeranz, L(0-1)	2.0	5	4	4	1	1	18.00
Carson Smith	0.1	0	0	0	2	0	0.00
David Price	2.2	1	0	0	1	2	0.00
Eduardo Rodriguez	0.0	1	2	2	0	0	0.00
Addison Reed	1.0	2	2	2	1	0	18.00
Austin Maddox	1.0	2	0	0	1	1	4.50
Craig Kimbrel	1.0	1	0	0	0	1	0.00

Astros	IP	H	R	ER	BB	K	ERA
Dallas Keuchel, W(1-0)	5.2	3	1	1	3	7	1.59
Chris Devenski, H(1)	1.1	1	0	0	0	1	0.00
Luke Gregerson	1.0	1	0	0	2	0	0.00
Ken Giles	1.0	2	1	1	0	1	9.00

Start Time: 1:00 p.m. CT
 Attendance: 43,410
 Venue: Minute Maid Park
 Game Duration: 4:00



GAME 3

**SUNDAY, OCTOBER 8
BOSTON 10, HOUSTON 3**

	1	2	3	4	5	6	7	8	9	R	H	E
Astros	3	0	0	0	0	0	0	0	3	13	2	0
Red Sox	0	1	3	0	0	0	6	0	x	10	15	10

Astros	AB	R	H	BI	BB	K	AVG.
George Springer, CF	5	1	2	0	0	1	.308
Josh Reddick, RF	5	1	2	1	0	0	.333
Jose Altuve, 2B	4	0	3	0	1	0	.727
Carlos Correa, SS	5	1	1	2	0	1	.231
Marwin Gonzalez, LF	4	0	1	0	0	2	.250
Alex Bregman, 3B	4	0	0	0	0	1	.231
Carlos Beltran, DH	3	0	0	0	1	1	.250
Yuli Gurriel, 1B	4	0	4	0	0	0	.500
Brian McCann, C	4	0	0	0	0	0	.182
Juan Centeno, C	0	0	0	0	0	0	---
TOTALS	38	3	13	3	2	6	.342

Red Sox	AB	R	H	BI	BB	K	AVG.
Xander Bogaerts, SS	5	0	0	0	0	1	.000
Dustin Pedroia, 2B	5	0	1	0	0	0	.182
Andrew Benintendi, LF	4	1	1	0	1	1	.167
Mookie Betts, RF	4	1	1	0	1	3	.333
Mitch Moreland, 1B	5	3	3	0	0	1	.400
Hanley Ramirez, DH	4	2	4	3	0	0	.600
Rafael Devers, 3B	3	2	2	3	1	0	.250
Sandy Leon, C	4	0	2	1	0	1	.500
Jackie Bradley, CF	4	1	1	3	0	2	.273
TOTALS	38	10	15	10	3	9	.395

Astros	IP	H	R	ER	BB	K	ERA
Brad Peacock	2.2	6	3	3	1	4	10.13
Francisco Lirio, L (0-1)	0.1	2	1	1	0	0	13.50
Lance McCullers	3.0	3	2	2	2	4	6.00
Chris Devenski	0.0	3	3	3	0	0	11.57
Joe Musgrove	1.0	1	1	1	0	0	4.50
Luke Gregerson	1.0	0	0	0	0	1	0.00

Red Sox	IP	H	R	ER	BB	K	ERA
Doug Fister	1.1	4	3	3	1	1	20.25
Joe Kelly, W (1-0)	1.2	2	0	0	0	0	0.00
David Price, H (1)	4.0	4	0	0	1	4	0.00
Addison Reed	1.0	1	0	0	0	0	9.00
Carson Smith	1.0	2	0	0	0	1	0.00

Start Time: 2:30 p.m. ET
Attendance: 38,010
Venue: Fenway Park
Game Duration: 3:38

GAME 4

**MONDAY, OCTOBER 9
HOUSTON 5, BOSTON 4**

	1	2	3	4	5	6	7	8	9	R	H	E
Astros	2	0	2	0	0	4	0	0	X	8	12	0
Red Sox	0	1	0	0	0	0	0	0	1	2	7	1

Astros	AB	R	H	BI	BB	K	AVG.
George Springer, CF	4	1	3	1	1	0	.412
Josh Reddick, RF	4	0	2	1	1	0	.375
Jose Altuve, 2B	4	0	0	0	1	1	.533
Carlos Correa, SS	4	0	1	0	1	3	.235
Marwin Gonzalez, LF	3	1	0	0	0	1	.200
Alex Bregman, 3B	5	1	1	1	0	1	.222
Yuli Gurriel, 1B	5	1	3	0	0	0	.529
Evan Gattis, DH	4	0	1	0	2	2	.400
Cameron Maybin, PR-DH	0	1	0	0	0	0	.000
Carlos Beltran, PH-DH	1	0	1	1	0	0	.400
Brian McCann, C	5	0	0	0	0	3	.125
TOTALS	39	5	12	4	11	30	.300

Red Sox	AB	R	H	BI	BB	K	AVG.
Dustin Pedroia, 2B	5	0	0	0	0	1	.125
Xander Bogaerts, SS	3	2	1	1	1	0	.059
Andrew Benintendi, LF	4	1	2	2	0	0	.250
Mookie Betts, RF	4	0	1	0	0	0	.313
Mitch Moreland, 1B	3	0	1	0	1	1	.385
Hanley Ramirez, DH	4	0	2	0	0	0	.571
Rafael Devers, 3B	3	1	2	1	1	1	.364
Christian Vazquez, C	3	0	0	0	1	1	.333
Jackie Bradley, CF	4	0	0	0	0	3	.200
TOTALS	33	4	9	4	4	7	.273

Astros	IP	H	R	ER	BB	K	ERA
Charlie Morton	4.1	7	2	2	2	6	4.15
J. Verlander, W (2-0)	2.2	1	1	1	2	0	3.12
Ken Giles, S (1)	2.0	1	1	1	0	1	6.00

Red Sox	IP	H	R	ER	BB	K	ERA
Rick Porcello	3.0	5	2	2	3	4	4.50
Chris Sale, L (0-2)	4.2	4	2	2	0	6	8.38
Craig Kimbrel	1.0	3	1	1	1	1	4.50
Addison Reed	0.1	0	0	0	0	0	7.71

Start Time: 1:00 p.m. ET
Attendance: 37,305
Venue: Fenway Park
Game Duration: 4:07

Below: Astros celebrate after clinching their first trip to the CS since 2005.



Above: Yuli Gurriel goes 4x4 in Game 3 of the ALDS.

Below: Justin Verlander earns the win in his first career relief appearance in Game 4 of the ALDS.



2017 AMERICAN LEAGUE CHAMPIONSHIP SERIES

HOUSTON 4 GAMES
YANKEES 3 GAMES

The Astros beat the Yankees in a thrilling seven-game ALCS in which every game was won by the home team. In Major League history, this had only happened on four other occasions in a seven-game postseason series: the 2004 NLCS (Cardinals over Astros), the 2001 WS (Diamondbacks over Yankees), the 1991 WS (Twins over Braves) and the 1987 WS (Twins over Cardinals).

Houston dazzled in their four games at Minute Maid Park, allowing the Yankees to score no more than one run in each contest. The Astros became the second team in MLB history to hold their opponent to one or fewer runs in four home games of a postseason series, also done by the Cleveland Indians in the 1920 World Series vs. the Brooklyn Robins.

Justin Verlander was named the ALCS MVP after going 2-0 with a 0.56 ERA (1ER/16IP) in two starts, striking out 21 while allowing only 10 hits and two walks. He pitched an epic Game 2, tossing a complete game, allowing just one run on five hits with 13 strikeouts.

In Games 1 and 2 of the ALCS, LHP Dallas Keuchel (10K) and RHP Justin Verlander (13K) became the third and fourth pitchers in Astros history to record double-digit strikeout games in the postseason. They joined RHP Mike Scott (14K) and RHP Nolan Ryan (12K), who did so in Games 1 and 5 of the 1986 NLCS.

Lance McCullers Jr. pitched the Astros to the World Series in Game 7 of the ALCS, tossing a final 4.0 scoreless innings, while allowing just one hit and one walk, en-route to the Astros 4-0 win over the Yankees. It marked his first career save (regular or postseason) and the seventh save of at least 4.0 scoreless innings in postseason history. McCullers also became the only pitcher in MLB history to record six strikeouts and earn the save in a postseason appearance. He threw 24 straight curveballs to end the game.

Right: Jose Altuve scores the game-winning run off of a Carlos Correa double in the 9th inning, in ALCS Game 2.

GAME 1

FRIDAY, OCTOBER 13
HOUSTON 2, NEW YORK 1

	1	2	3	4	5	6	7	8	9	R	H	E
Yankees	0	0	0	0	0	0	0	0	1	1	5	0
Astros	0	0	0	2	0	0	0	0	x	2	6	1

Yankees	AB	R	H	BI	BB	K	AVG.
Brett Gardner, LF	3	0	1	0	1	2	.321
Aaron Judge, RF	3	0	1	0	1	1	.148
Gary Sanchez, C	3	0	0	0	1	3	.200
Ronald Torreyes, PR	0	0	0	0	0	0	.000
Austin Romine, C	0	0	0	0	0	0	---
Didi Gregorius, SS	4	0	0	0	0	2	.208
Starlin Castro, 2B	4	0	1	0	1	1	.233
Aaron Hicks, CF	4	0	0	0	0	2	.269
Greg Bird, 1B	4	1	2	1	0	2	.280
Matt Holliday, DH	3	0	0	0	0	0	.000
Jacoby Ellsbury, PH	1	0	0	0	0	1	.000
Todd Frazier, 3B	3	0	0	0	0	0	.167
TOTALS	32	1	5	1	3	14	.156

Astros	AB	R	H	BI	BB	K	AVG.
George Springer, CF	3	0	0	0	1	2	.350
Josh Reddick, RF	4	0	0	0	0	1	.300
Jose Altuve, 2B	4	1	3	0	0	0	.579
Carlos Correa, SS	4	1	1	1	0	1	.238
Marwin Gonzalez, LF	3	0	0	0	0	0	.167
Yuli Gurriel, 1B	3	0	1	1	0	0	.500
Carlos Beltran, DH	3	0	0	0	0	0	.250
Alex Bregman, 3B	3	0	1	0	0	0	.238
Brian McCann, C	3	0	0	0	1	1	.105
TOTALS	30	2	6	2	1	5	.200

Yankees	IP	H	R	ER	BB	K	ERA
Masahiro Tanaka, L (1-1)	6.0	4	2	2	1	3	1.38
Chad Green	2.0	2	0	0	0	2	8.31

Astros	IP	H	R	ER	BB	K	ERA
Dallas Keuchel, W (2-0)	7.0	4	0	0	1	10	0.71
Chris Devenski, H (2)	0.1	0	0	0	1	0	10.13
Ken Giles, S (2)	1.2	1	1	1	1	4	5.79

Start Time: 7:00 p.m. CT
 Attendance: 43,116
 Venue: Minute Maid Park
 Game Duration: 3:20

GAME 2

SATURDAY, OCTOBER 14
HOUSTON 2, NEW YORK 1

	1	2	3	4	5	6	7	8	9	R	H	E
Yankees	0	0	0	1	0	0	0	0	1	5	0	0
Astros	0	0	0	1	0	0	0	0	1	2	5	0

Yankees	AB	R	H	BI	BB	K	AVG.
Brett Gardner, LF	4	0	1	0	0	3	.313
Aaron Judge, RF	4	0	0	0	0	2	.129
Didi Gregorius, SS	4	0	1	0	0	0	.214
Gary Sanchez, C	4	0	0	0	2	1	.176
Greg Bird, 1B	3	0	0	0	1	1	.250
Starlin Castro, 2B	3	0	1	0	0	2	.242
Aaron Hicks, CF	3	1	1	0	0	1	.276
Todd Frazier, 3B	3	0	1	0	1	1	.185
Chase Headley, DH	3	0	0	0	0	1	.000
TOTALS	31	1	5	1	1	13	.161

Astros	AB	R	H	BI	BB	K	AVG.
George Springer, CF	4	0	0	0	0	0	.292
Josh Reddick, RF	4	0	0	0	0	1	.250
Jose Altuve, 2B	4	1	2	0	0	1	.565
Carlos Correa, SS	3	1	2	2	1	0	.292
Marwin Gonzalez, LF	3	0	0	0	0	1	.143
Yuli Gurriel, 1B	2	0	1	0	1	0	.500
Carlos Beltran, DH	3	0	0	0	0	0	.182
Alex Bregman, 3B	2	0	0	0	1	0	.217
Brian McCann, C	3	0	0	0	0	1	.091
TOTALS	28	2	5	2	3	4	.179

Yankees	IP	H	R	ER	BB	K	ERA
Luis Severino	4.0	2	1	1	2	0	5.56
Tommy Kahnle	2.0	0	0	0	1	1	0.00
David Robertson	2.0	1	0	0	0	2	0.90
Aroldis Chapman, L (0-1)	0.1	2	1	1	0	1	1.29

Astros	IP	H	R	ER	BB	K	ERA
J. Verlander, W (3-0)	9.0	5	1	1	1	13	2.04

Start Time: 3:00 p.m. CT
 Attendance: 43,193
 Venue: Minute Maid Park
 Game Duration: 3:00



GAME 3

MONDAY, OCTOBER 16
NEW YORK 8, HOUSTON 1

	1	2	3	4	5	6	7	8	9	R	H	E
Astros	0	0	0	0	0	0	0	1	1	4	0	0
Yankees	0	3	0	5	0	0	0	0	0	x	8	7

Astros	AB	R	H	BI	BB	K	AVG.
George Springer, CF	4	0	1	0	1	2	.286
Alex Bregman, 3B	4	0	1	1	1	2	.222
Jose Altuve, 2B	4	0	0	0	1	1	.481
Carlos Correa, SS	4	0	1	0	0	1	.286
Yuli Gurriel, DH	4	0	0	0	0	1	.423
Evan Gattis, C	3	0	0	0	1	0	.308
Marwin Gonzalez, 1B	3	1	0	0	1	1	.125
Josh Reddick, RF	2	0	0	0	1	0	.231
Derek Fisher, PH	0	0	0	0	1	0	---
Cameron Maybin, LF	3	0	1	0	1	0	.250
TOTALS	31	1	4	1	8	7	.129

Yankees	AB	R	H	BI	BB	K	AVG.
Brett Gardner, LF	3	1	0	0	0	1	.286
Aaron Judge, RF	3	1	1	1	2	1	.147
Didi Gregorius, SS	4	0	1	0	0	0	.219
Gary Sanchez, C	4	0	0	0	0	0	.158
Greg Bird, 1B	3	1	1	0	1	1	.258
Starlin Castro, 2B	4	1	1	0	0	1	.243
Aaron Hicks, CF	4	1	1	0	0	0	.273
Todd Frazier, 3B	2	2	1	3	0	0	.207
Chase Headley, DH	3	1	1	1	0	1	.056
TOTALS	30	8	7	7	3	6	.233

Astros	IP	H	R	ER	BB	K	ERA
Charlie Morton, L (0-1)	3.2	6	7	7	2	3	10.13
Will Harris	0.1	1	1	0	0	0	9.00
Collin McHugh	4.0	0	0	0	1	3	0.00

Yankees	IP	H	R	ER	BB	K	ERA
CC Sabathia, W (1-0)	6.0	3	0	0	4	5	2.30
Adam Warren	2.0	0	0	0	1	1	3.00
Dellin Betances	0.0	0	1	1	2	0	6.00
Tommy Kahnle	1.0	1	0	0	1	1	0.00

Start Time: 8:00 p.m. ET
Attendance: 49,373
Venue: Yankee Stadium III
Game Duration: 3:25

GAME 4

TUESDAY, OCTOBER 17
NEW YORK 6, HOUSTON 4

	1	2	3	4	5	6	7	8	9	R	H	E
Astros	0	0	0	0	0	3	1	0	0	4	3	0
Yankees	0	0	0	0	0	0	2	4	x	6	8	3

Astros	AB	R	H	BI	BB	K	AVG.
George Springer, CF	3	1	0	0	1	0	.258
Josh Reddick, RF	3	1	0	0	0	0	.207
Jose Altuve, 2B	2	1	0	2	1	1	.448
Carlos Correa, SS	4	0	0	0	2	2	.250
Yuli Gurriel, 1B	4	0	1	3	0	2	.400
Alex Bregman, 3B	4	0	0	0	0	1	.194
Carlos Beltran, DH	3	0	1	0	0	2	.214
Evan Gattis, PH	1	0	0	0	0	0	.286
Marwin Gonzalez, LF	3	1	1	0	0	0	.148
Brian McCann, C	2	0	0	0	1	0	.083
TOTALS	29	4	3	3	3	9	.103

Yankees	AB	R	H	BI	BB	K	AVG.
Brett Gardner, LF	4	0	0	1	0	0	.256
Aaron Judge, RF	3	2	2	2	1	1	.189
Didi Gregorius, SS	4	2	2	0	0	0	.250
Gary Sanchez, DH-C	3	0	1	3	0	0	.171
Greg Bird, 1B	1	0	0	0	3	1	.250
Starlin Castro, 2B	3	0	0	0	1	0	.225
Aaron Hicks, CF	4	0	0	0	0	0	.243
Todd Frazier, 3B	4	1	2	0	0	1	.242
Austin Romine, C	2	0	0	0	0	0	.000
Chase Headley, PH	1	0	1	0	0	0	.105
Jacoby Ellsbury, PR	0	1	0	0	0	0	.000
TOTALS	29	6	8	6	5	3	.276

Astros	IP	H	R	ER	BB	K	ERA
Lance McCullers	6.0	2	1	1	2	3	3.00
Chris Devenski, H (3)	0.1	1	1	1	1	0	12.00
Joe Musgrove, H (1)	0.2	2	2	2	0	0	10.13
Ken Giles, BS (1), L (0-1)	0.1	3	2	2	1	0	9.00
Luke Gregerson	0.2	0	0	0	1	0	0.00

Yankees	IP	H	R	ER	BB	K	ERA
Sonny Gray	5.0	1	2	1	2	4	4.32
David Robertson	1.0	1	1	1	1	1	1.64
Chad Green, W (1-0)	2.0	1	1	0	0	2	5.68
Aroldis Chapman, S (3)	1.0	0	0	0	0	2	1.13

Start Time: 5:00 p.m. ET
Attendance: 48,804
Venue: Yankee Stadium III
Game Duration: 3:37

GAME 5

WEDNESDAY, OCTOBER 18
NEW YORK 5, HOUSTON 0

	1	2	3	4	5	6	7	8	9	R	H	E
Astros	0	0	0	0	0	0	0	0	0	0	0	4
Yankees	0	1	1	0	2	0	1	0	x	5	10	1

Astros	AB	R	H	BI	BB	K	AVG.
George Springer, CF	4	0	1	0	0	1	.257
Josh Reddick, RF	4	0	0	0	0	2	.182
Jose Altuve, 2B	4	0	0	0	0	0	.394
Carlos Correa, SS	4	0	1	0	0	1	.250
Yuli Gurriel, 1B	4	0	1	0	0	1	.382
Alex Bregman, 3B	4	0	0	0	0	0	.171
Carlos Beltran, DH	3	0	0	0	0	2	.176
Marwin Gonzalez, LF	3	0	1	0	0	1	.167
Brian McCann, C	2	0	0	0	1	0	.077
TOTALS	32	0	4	1	1	9	.125

Yankees	AB	R	H	BI	BB	K	AVG.
Brett Gardner, LF	5	1	0	0	0	2	.227
Aaron Judge, RF	3	1	1	1	2	2	.200
Gary Sanchez, C	4	1	2	2	0	2	.200
Didi Gregorius, SS	4	0	2	1	0	2	.275
Aaron Hicks, CF	4	0	0	0	1	2	.220
Starlin Castro, 2B	4	1	1	0	2	2	.227
Greg Bird, 1B	2	0	1	1	2	1	.265
Aaron Hicks, 3B	4	0	0	0	0	1	.216
Chase Headley, DH	4	1	3	0	0	0	.217
TOTALS	34	5	10	5	13	29	.294

Astros	IP	H	R	ER	BB	K	ERA
Dallas Keuchel, L (2-1)	4.2	7	4	4	1	8	2.60
Will Harris	1.0	1	0	0	1	1	5.40
Brad Peacock	1.1	2	1	1	0	3	9.00
Francisco Liriano	1.0	0	0	0	1	1	5.40

Yankees	IP	H	R	ER	BB	K	ERA
M. Tanaka, W (2-1)	7.0	3	0	0	1	8	0.90
Tommy Kahnle	2.0	1	0	0	0	1	0.00

Start Time: 5:00 p.m. ET
Attendance: 49,647
Venue: Yankee Stadium III
Game Duration: 3:18

Below: The Astros take the field for the National Anthem prior to Game 3 of the ALCS at Yankee Stadium.



HISTORY AND RECORDS

GAME 6

FRIDAY, OCTOBER 20
HOUSTON 7, NEW YORK 1

	1	2	3	4	5	6	7	8	9	R	H	E
Yankees	0	0	0	0	0	0	0	1	0	1	7	1
Astros	0	0	0	3	0	0	4	x	7	8	0	

Yankees	AB	R	H	BI	BB	K	AVG.
Brett Gardner, LF	4	0	1	0	0	0	.229
Aaron Judge, RF	4	1	1	1	0	2	.205
Didi Gregorius, SS	4	0	1	0	0	0	.273
Gary Sanchez, C	4	0	1	0	0	1	.204
Greg Bird, 1B	3	0	0	0	1	2	.243
Starlin Castro, 2B	3	0	1	0	0	0	.234
Aaron Hicks, CF	3	0	0	0	1	3	.205
Todd Frazier, 3B	4	0	0	0	0	1	.195
Chase Headley, DH	4	0	2	0	0	1	.259
TOTALS	33	1	7	1	2	11	.212

Astros	AB	R	H	BI	BB	K	AVG.
George Springer, CF	4	0	0	0	1	2	.231
Josh Reddick, RF	4	0	0	0	0	1	.162
Jose Altuve, 2B	4	1	2	3	0	1	.405
Carlos Correa, SS	4	1	2	0	0	0	.275
Yuli Gurriel, 1B	3	1	1	0	1	0	.378
Alex Bregman, 3B	3	2	1	2	1	1	.184
Marwin Gonzalez, LF	3	0	0	0	1	1	.152
Evan Gattis, DH	2	1	0	1	1	1	.250
Brian McCann, C	4	1	2	1	0	0	.133
TOTALS	31	7	8	7	5	7	.258

Yankees	IP	H	R	ER	BB	K	ERA
Luis Severino, L(1-1)	4.2	3	3	3	4	3	5.63
Chad Green	2.0	0	0	0	1	3	4.15
David Robertson	0.0	4	4	4	0	0	4.91
Dellin Betances	1.0	1	0	0	0	1	4.50

Astros	IP	H	R	ER	BB	K	ERA
J. Verlander, W(4-0)	7.0	5	0	0	1	8	1.46
Brad Peacock, H(1)	1.0	1	1	1	0	1	9.00
Ken Giles	1.0	1	0	0	1	1	7.50

Start Time: 7:00 p.m. CT
Attendance: 43,179
Venue: Minute Maid Park
Game Duration: 3:23

GAME 7

SATURDAY, OCTOBER 21
HOUSTON 4, NEW YORK 0

	1	2	3	4	5	6	7	8	9	R	H	E
Yankees	0	0	0	0	0	0	0	0	0	0	0	3
Astros	0	0	0	1	3	0	0	0	0	4	10	0

Yankees	AB	R	H	BI	BB	K	AVG.
Brett Gardner, LF	4	0	1	0	0	1	.231
Aaron Judge, RF	4	0	0	0	0	1	.188
Didi Gregorius, SS	4	0	0	0	0	4	.270
Gary Sanchez, C	4	0	1	0	0	1	.208
Greg Bird, 1B	4	0	1	0	0	0	.244
Starlin Castro, 2B	3	0	0	0	0	2	.220
Aaron Hicks, CF	2	0	0	0	1	1	.196
Todd Frazier, 3B	2	0	0	0	1	0	.186
Chase Headley, DH	3	0	0	0	0	1	.233
TOTALS	30	0	3	0	2	11	.100

Astros	AB	R	H	BI	BB	K	AVG.
George Springer, CF	4	0	1	0	0	0	.233
Alex Bregman, 3B	4	0	1	0	0	0	.190
Jose Altuve, 2B	3	1	1	1	1	1	.400
Carlos Correa, SS	4	1	2	0	0	0	.295
Yuli Gurriel, 1B	4	1	1	0	0	0	.366
Evan Gattis, DH	4	1	1	1	0	1	.250
Brian McCann, C	2	0	1	2	2	1	.156
Marwin Gonzalez, LF	4	0	1	0	0	0	.162
Josh Reddick, RF	4	0	1	0	0	1	.171
TOTALS	33	4	10	4	3	4	.303

Yankees	IP	H	R	ER	BB	K	ERA
CC Sabathia, L(1-1)	3.1	5	1	1	3	0	2.37
Tommy Kahnle	1.1	4	3	3	0	1	2.38
Adam Warren	1.1	0	0	0	0	0	2.08
David Robertson	2.0	1	0	0	0	3	4.15

Astros	IP	H	R	ER	BB	K	ERA
Charlie Morton, W(1-1)	5.0	2	0	0	1	5	6.23
Lance McCullers, S(1)	4.0	1	0	0	1	6	2.08

Start Time: 7:00 p.m. CT
Attendance: 43,201
Venue: Minute Maid Park
Game Duration: 3:09



Above: Lance McCullers Jr. closes out the ALCS with a 4.0-inning save, while racking up six strikeouts.

Below: The Astros hoist the William Harridge Trophy as the 2017 winners of the American League.



2017 WORLD SERIES

HOUSTON 4 GAMES
DODGERS 3 GAMES

The Astros and Dodgers played one of the most-thrilling Fall Classics in MLB history, with Houston topping LA in seven games. The series featured two extra-inning games (both Astros wins) and 25 combined homers, which set a new record for a single World Series. The Houston Astros, in the franchise's 56th season of play (established in 1962), won the first World Series title in franchise history.

The Astros and Dodgers made quick work in Game 1 of the World Series, with a game time of two hours and 28 minutes. That was the shortest World Series game since Game 4 of the 1992 World Series between the Braves and Blue Jays in Toronto (2:21).

Game 2 was an instant classic in Los Angeles, with Houston coming out on top, 7-6, in 11 innings. Four different Astros hit home runs, none bigger than George Springer, who hit a two-run homer in the top of the 11th. Chris Devenski earned the first World Series win in Astros franchise history.

Houston hosted an epic Game 5, with the Astros topping the Dodgers 13-12 in 10 innings. Both teams finished with 14 hits, capped off by a walkoff single from Alex Bregman (2x5) in the 10th frame. Per Elias, prior to Bregman, the last player to drive in a run in his first five World Series games was Amos Otis of the 1980 Royals. Additionally, five Astros homered in the contest, marking the first time in MLB history for a team to have five players hit a homer in a single World Series game.

George Springer was named the 2017 World Series MVP after hitting .379 (11x29) with five home runs and seven RBI. Springer homered in four straight World Series games (Games 4-7), becoming the first player to do so in a single World Series. All five of his homers came out of the leadoff spot in the order, which also marked a new World Series record.

Right: George Springer hits a 2-run homer to score Cameron Maybin in the 11th-inning of Game 2, giving Houston a late lead in Los Angeles.

GAME 1

TUESDAY, OCTOBER 24
DODGERS 3, ASTROS 1

	1	2	3	4	5	6	7	8	9	R	H	E
Astros	0	0	0	1	0	0	0	0	1	3	0	0
Dodgers	1	0	0	0	2	0	0	x	3	6	0	0

Astros	AB	R	H	BI	BB	K	AVG.
George Springer, CF	4	0	0	0	0	4	.213
Alex Bregman, 3B	4	1	1	1	0	0	.196
Jose Altuve, 2B	4	0	1	0	0	1	.386
Carlos Correa, SS	3	0	0	0	0	1	.277
Yuli Gurriel, 1B	3	0	0	0	2	3	.341
Brian McCann, C	3	0	0	0	0	0	.143
Marwin Gonzalez, LF	3	0	0	0	0	1	.150
Josh Reddick, RF	3	0	1	0	0	1	.182
Dallas Keuchel, P	2	0	0	0	2	0	.000
Brad Peacock, P	0	0	0	0	0	0	---
Chris Devenski, P	1	0	0	0	0	0	.167
Chris Devenski, P	0	0	0	0	0	0	---
TOTALS	30	1	3	1	0	12	.100

Dodgers	AB	R	H	BI	BB	K	AVG.
Justin Taylor, CF	3	2	1	1	1	0	.286
Justin Turner, 3B	4	1	1	2	0	2	.371
Cody Bellinger, 1B	3	0	0	0	0	1	.256
Yasiel Puig, RF	3	0	0	0	0	0	.375
Enrique Hernandez, LF3	0	1	0	0	1	0	.400
Corey Seager, SS	3	0	2	0	0	0	.357
Logan Forsythe, 2B	2	0	0	1	0	0	.286
Austin Barnes, C	3	0	1	0	0	0	.269
Clayton Kershaw, P	1	0	0	0	0	0	.143
Brandon Morrow, P	0	0	0	0	0	0	.000
Charlie Culberson, PH	1	0	0	0	0	1	.417
Kenley Jansen, P	0	0	0	0	0	0	.000
TOTALS	26	3	6	3	2	5	.231

Astros	IP	H	R	ER	BB	K	ERA
Dallas Keuchel, L (2-2)	6.2	6	3	3	1	3	3.00
Brad Peacock	0.1	0	0	0	1	0	8.44
Chris Devenski	1.0	0	0	0	0	2	9.00

Dodgers	IP	H	R	ER	BB	K	ERA
C. Kershaw, W (3-0)	7.0	3	1	1	1	3	2.96
Brandon Morrow, H (4)	1.0	0	0	0	0	0	0.96
Kenley Jansen, S (4)	1.0	0	0	0	0	1	0.00

Start Time: 5:00 p.m. PT
 Attendance: 54,253
 Venue: Dodger Stadium
 Game Duration: 2:28



GAME 2

WEDNESDAY, OCTOBER 25
ASTROS 7, DODGERS 6 (11 IN.)

	1	2	3	4	5	6	7	8	9	10	11	R	H	E
Astros	0	0	1	0	0	0	0	1	1	2	2	7	14	1
Dodgers	0	0	0	0	1	2	0	0	0	2	1	6	5	0

Astros	AB	R	H	BI	BB	K	AVG.
George Springer, CF-RF	5	1	3	2	1	0	.250
Alex Bregman, 3B	6	1	2	1	0	0	.212
Jose Altuve, 2B	6	1	1	1	0	2	.360
Carlos Correa, SS	6	1	3	2	0	1	.302
Yuli Gurriel, 1B	4	0	1	0	1	0	.333
Brian McCann, C	5	0	0	0	0	2	.125
Marwin Gonzalez, LF	3	1	1	1	2	2	.163
Josh Reddick, RF	4	1	1	0	0	1	.188
Chris Devenski, P	0	0	0	0	0	0	---
Justin Verlander, P	1	0	0	0	1	0	.000
Evan Gattis, PH	1	0	1	0	0	0	.286
Will Harris, P	0	0	0	0	0	0	---
Joe Musgrove, P	0	0	0	0	0	0	---
Carlos Beltran, PH	1	0	0	0	0	0	.158
Ken Giles, P	0	0	0	0	0	0	---
Cameron Maybin, CF	1	1	1	0	0	0	.400
TOTALS	43	7	14	7	5	8	.326

Dodgers	AB	R	H	BI	BB	K	AVG.
Chris Taylor, CF	3	1	0	0	2	1	.263
Brandon McCarthy, P	0	0	0	0	0	0	---
Corey Seager, SS	5	1	1	2	0	2	.316
Justin Turner, 3B	5	0	0	0	0	0	.325
Cody Bellinger, 1B	4	0	0	0	2	2	.233
Tony Cingrani, P	0	0	0	0	0	0	---
Charlie Culberson, LF	1	1	1	1	0	0	.462
Yasiel Puig, RF	5	1	1	1	0	1	.351
Joc Pederson, LF	3	1	1	1	0	2	.250
Kenley Jansen, P	0	0	0	0	0	0	.000
Josh Fields, P	0	0	0	0	0	0	---
Yasmani Grandal, C	1	0	0	0	0	1	.000
Austin Barnes, C-2B	4	0	0	0	2	2	.233
Chase Utley, 2B	3	0	0	0	0	0	.000
Logan Forsythe, 2B-1B	0	1	0	0	1	0	.286
Rich Hill, P	1	0	0	0	0	0	.000
Kenta Maeda, P	0	0	0	0	0	0	.000
Tony Watson, P	0	0	0	0	0	0	---
Andre Ethier, PH	1	0	0	0	0	0	.222
Ross Stripling, P	0	0	0	0	0	0	---
Brandon Morrow, P	0	0	0	0	0	0	.000
Enrique Hernandez, LF-CF	2	0	1	1	0	0	.412
TOTALS	38	6	5	6	3	11	.132

Astros	IP	H	R	ER	BB	K	ERA
Justin Verlander	6.0	2	3	3	2	5	2.05
Will Harris	1.0	0	0	0	0	2	3.00
Joe Musgrove	1.0	0	0	0	0	0	7.36
Ken Giles	1.2	2	2	2	1	3	8.22
Chris Devenski, W (1-0)	1.1	1	1	1	0	1	8.44

Dodgers	IP	H	R	ER	BB	K	ERA
Rich Hill	4.0	3	1	1	3	7	2.77
Kenta Maeda	1.1	1	0	0	0	0	0.00
Tony Watson	0.2	0	0	0	0	0	4.50
Ross Stripling	0.0	0	0	0	1	0	0.00
Brandon Morrow, H (5)	1.0	2	1	1	0	0	1.74
Kenley Jansen, BS (1)	2.0	3	1	1	0	1	0.82
Josh Fields	0.0	3	2	2	0	0	18.00
Tony Cingrani	1.0	0	0	0	1	0	0.00
Br. McCarthy, L (0-1)	1.0	2	2	2	0	0	18.00
Start Time: 5:00 p.m. PT							
Attendance: 54,293							
Venue: Dodger Stadium							
Game Duration: 4:19							

HISTORY AND RECORDS

GAME 3

FRIDAY, OCTOBER 27
ASTROS 5, DODGERS 3

	1	2	3	4	5	6	7	8	9	R	H	E
Dodgers	0	0	1	0	2	0	0	0	0	3	4	2
Astros	0	4	0	0	1	0	0	0	X	5	12	0

Dodgers	AB	R	H	BI	BB	K	AVG.
Chris Taylor, CF	3	0	0	0	1	0	.244
Corey Seager, SS	3	1	0	0	1	1	.273
Justin Turner, 3B	4	1	1	0	0	0	.318
Cody Bellinger, 1B	4	0	0	0	4	0	.213
Yasiel Puig, RF	4	0	1	1	0	1	.341
Logan Forsythe, 2B	2	0	1	0	0	0	.304
Chase Utley, PH-2B	2	0	0	0	0	0	.000
Austin Barnes, C	2	0	0	0	0	0	.219
Yasmani Grandal, PH-C2	0	0	0	0	0	0	.000
Joc Pederson, DH	2	1	1	0	1	1	.300
Enrique Hernandez, LF1	0	0	0	0	1	0	.389
Andre Ethier, PH-LF	0	0	0	0	1	0	.222
TOTALS	29	3	4	1	5	7	.138

Astros	AB	R	H	BI	BB	K	AVG.
George Springer, CF	5	0	1	0	0	1	.246
Alex Bregman, 3B	3	0	0	1	1	1	.200
Jose Altuve, 2B	5	0	1	0	2	3	.345
Carlos Correa, SS	5	0	1	0	0	1	.293
Yuli Gurriel, 1B	5	1	2	1	0	0	.340
Josh Reddick, RF	4	2	2	0	0	0	.212
Evan Gattis, DH	1	1	1	0	3	0	.318
Marwin Gonzalez, LF	4	1	1	1	0	1	.170
Brian McCann, C	4	0	3	1	0	0	.182
TOTALS	36	5	12	4	6	3	.333

Dodgers	IP	H	R	ER	BB	K	ERA
Yu Darvish, L (2-1)	1.2	6	4	4	1	0	4.15
Kenta Maeda	2.2	1	0	0	1	2	0.00
Tony Watson	1.0	2	1	0	0	1	3.60
Brandon Morrow	0.2	1	0	0	1	2	1.64
Tony Cingrani	0.2	1	0	0	1	0	0.00
Ross Stripling	1.1	1	0	0	0	1	0.00

Astros	IP	H	R	ER	BB	K	ERA
L. McCullers, W (1-0)	5.1	4	3	3	4	3	2.95
Brad Peacock, S (1)	3.2	0	0	0	1	4	5.00

Start Time: 7:00 p.m. CT
Attendance: 43,282
Venue: Minute Maid Park
Game Duration: 3:46



GAME 4

SATURDAY, OCTOBER 28
DODGERS 6, ASTROS 2

	1	2	3	4	5	6	7	8	9	R	H	E
Dodgers	0	0	0	0	0	1	0	5	6	7	6	0
Astros	0	0	0	0	0	1	0	1	0	2	2	0

Dodgers	AB	R	H	BI	BB	K	AVG.
Chris Taylor, CF	4	0	1	0	0	1	.244
Corey Seager, SS	4	1	1	0	0	1	.269
Justin Turner, 3B	3	0	0	0	1	1	.298
Charlie Culberson, PR-2B0	1	0	0	0	0	0	.462
Cody Bellinger, 1B	4	2	2	1	0	1	.235
Yasiel Puig, RF	4	0	0	0	0	1	.311
Logan Forsythe, 2B-3B3	1	1	1	1	1	1	.308
Austin Barnes, C	2	0	0	1	0	0	.206
Joc Pederson, DH	4	1	1	3	0	2	.286
Enrique Hernandez, LF4	0	1	0	0	1	0	.364
TOTALS	32	6	7	6	2	9	.219

Yankees	AB	R	H	BI	BB	K	AVG.
George Springer, CF	4	1	1	1	0	1	.246
Alex Bregman, 3B	4	1	1	0	0	0	.203
Jose Altuve, 2B	4	0	0	0	0	0	.322
Carlos Correa, SS	2	0	0	0	1	0	.283
Yuli Gurriel, 1B	3	0	0	0	1	1	.321
Josh Reddick, RF	3	0	0	0	0	0	.200
Evan Gattis, DH	3	0	0	0	0	0	.280
Marwin Gonzalez, LF	2	0	0	0	1	0	.163
Brian McCann, C	3	0	0	0	0	2	.170
TOTALS	28	2	2	2	4	0	.071

Dodgers	IP	H	R	ER	BB	K	ERA
Alex Wood	5.2	1	1	1	2	3	3.48
Brandon Morrow	1.1	0	0	0	0	0	1.46
Tony Watson, W (1-0)	1.0	0	0	0	0	0	3.00
Kenley Jansen	1.0	1	1	1	0	1	1.50

Astros	IP	H	R	ER	BB	K	ERA
Charlie Morton	6.1	3	1	1	0	7	4.66
Will Harris, BS (1)	0.2	1	0	0	0	0	2.45
Chris Devenski	1.0	0	0	0	0	1	7.11
Ken Giles, L (0-2)	0.0	2	3	3	1	0	11.74
Joe Musgrove	1.0	1	2	2	1	1	9.64

Start Time: 7:00 p.m. CT
Attendance: 43,322
Venue: Minute Maid Park
Game Duration: 3:06

GAME 5

SUNDAY, OCTOBER 29
ASTROS 13, DODGERS 12 (10 inn.)

	1	2	3	4	5	6	7	8	9	10	R	H	E
Dodgers	3	0	0	1	3	0	1	1	3	0	12	14	1
Astros	0	0	0	4	3	0	4	1	0	1	13	14	1

Dodgers	AB	R	H	BI	BB	K	AVG.
Chris Taylor, CF-2B	5	1	2	1	0	1	.260
Corey Seager, SS	5	1	1	1	1	2	.258
Justin Turner, DH	4	2	1	0	2	0	.294
Enrique Hernandez, LF-2B3	3	2	0	0	1	1	.320
Andre Ethier, PH-LF	2	0	1	0	0	0	.273
Cody Bellinger, 1B	5	2	2	4	1	2	.250
Logan, Forsythe 3B	6	1	2	2	0	2	.313
Yasiel Puig, RF	5	1	1	2	0	2	.300
Austin Barnes, C	5	1	2	1	0	2	.231
Charlie Culberson, 2B	2	0	1	0	0	0	.467
Joc Pederson, PH-LF-CF2	1	1	0	1	0	0	.313
TOTALS	44	12	14	11	6	12	.318

Astros	AB	R	H	BI	BB	K	AVG.
George Springer, CF-RF3	3	2	1	3	0	0	.266
Alex Bregman, 3B	5	2	2	1	1	0	.219
Jose Altuve, 2B	5	3	3	4	0	1	.344
Carlos Correa, SS	5	2	3	3	0	0	.308
Yuli Gurriel, 1B	5	1	2	3	0	1	.328
Cameron Maybin, PR-CF0	0	0	0	0	0	0	.400
Josh Reddick, RF-LF	5	0	0	0	2	1	.183
Evan Gattis, DH	4	0	1	0	1	0	.276
Marwin Gonzalez, LF-1B5	0	0	0	0	0	1	.148
Brian McCann, C	4	1	1	1	0	1	.176
Derek Fisher, PR	0	1	0	0	0	0	---
TOTALS	41	13	14	13	5	6	.341

Dodgers	IP	H	R	ER	BB	K	ERA
Clayton Kershaw	4.2	4	6	6	3	2	4.34
Kenta Maeda	0.2	2	1	1	1	1	0.93
Tony Watson	0.2	0	0	0	0	0	2.70
Br. Morrow, BS (1)	0.0	4	4	4	0	0	4.38
Tony Cingrani	1.1	1	1	1	0	2	1.80
Ross Stripling	0.2	1	0	0	0	0	0.00
Kenley Jansen, L (1-1)	1.2	2	1	1	1	1	1.98

Astros	IP	H	R	ER	BB	K	ERA
Dallas Keuchel	3.2	5	4	3	2	4	3.58
Luke Gregerson	0.1	0	0	0	0	1	0.00
Collin McHugh	2.0	1	3	3	3	4	4.50
Brad Peacock	1.1	3	2	2	0	2	6.10
Will Harris, H (1)	0.1	1	0	0	0	0	2.25
Chris Devenski, BS (1)	1.1	3	3	3	1	1	9.39
Joe Musgrove, W (1-0)	1.0	1	0	0	0	0	0.00

Start Time: 7:00 p.m. CT
Attendance: 43,300
Venue: Minute Maid Park
Game Duration: 5:17

Left: Alex Bregman hits a walk-off single to score Derek Fisher in the 10th inning of World Series Game 5.

GAME 6

TUESDAY, OCTOBER 31
DODGERS 3, ASTROS 1

	1	2	3	4	5	6	7	8	9	R	H	E
Astros	0	0	1	0	0	0	0	0	0	1	6	0
Dodgers	0	0	0	0	0	2	1	0	x	3	5	0

Astros	AB	R	H	BI	BB	K	AVG.
George Springer, CF	3	1	2	1	1	1	.284
Alex Bregman, 3B	4	0	1	0	0	0	.221
Jose Altuve, 2B	4	0	0	0	0	1	.324
Carlos Correa, SS	4	0	0	0	0	1	.290
Yuli Gurriel, 1B	4	0	1	0	0	0	.323
Brian McCann, C	3	0	1	0	0	1	.185
Marwin Gonzalez, LF	4	0	1	0	0	0	.155
Josh Reddick, RF	3	0	0	0	1	2	.175
Justin Verlander, P	2	0	0	0	2	0	.000
Evan Gattis, PH	1	0	0	0	0	0	.267
Derek Fisher, PR	0	0	0	0	0	0	---
Joe Musgrove, P	0	0	0	0	0	0	---
Luke Gregerson, P	0	0	0	0	0	0	---
Francisco Liriano, P	0	0	0	0	0	0	---
Carlos Beltran, PH	1	0	0	0	0	1	.150
TOTALS	33	1	6	1	2	9	.182

Dodgers	AB	R	H	BI	BB	K	AVG.
Chris Taylor, CF	4	0	1	1	0	1	.259
Corey Seager, SS	3	0	0	1	0	2	.235
Justin Turner, 3B	3	0	0	0	1	1	.278
Cody Bellinger, 1B	4	0	0	0	4	4	.233
Yasiel Puig, RF	3	0	1	0	0	0	.302
Joc Pederson, LF	3	1	1	1	0	1	.316
Logan Forsythe, 2B	2	0	0	0	0	1	.294
Tony Watson, P	0	0	0	0	0	0	---
Kenta Maeda, P	0	0	0	0	0	0	.000
Andre Ethier, PH	1	0	0	0	0	0	.250
Kenley Jansen, P	0	0	0	0	0	0	.000
Austin Barnes, C	3	1	1	0	0	1	.238
Rich Hill, P	1	0	0	0	0	1	.000
Brandon Morrow, P	0	0	0	0	0	0	.000
Chase Utley, 2B	0	1	0	0	0	0	.000
Charlie Culberson, 2B	1	0	1	0	0	0	.500
TOTALS	28	3	5	3	1	12	.170

Astros	IP	H	R	ER	BB	K	ERA
Justin Verlander, L (4-1)	6.0	3	2	2	0	9	2.21
Joe Musgrove	1.0	1	1	1	0	1	8.10
Luke Gregerson	0.2	1	0	0	1	1	0.00
Francisco Liriano	0.1	0	0	0	0	1	4.50

Dodgers	IP	H	R	ER	BB	K	ERA
Rich Hill	4.2	4	1	1	1	5	2.55
Brandon Morrow	1.0	1	0	0	0	1	4.05
Tony Watson, W (2-0)	0.1	0	0	0	1	0	2.57
Kenta Maeda, H (2)	1.0	1	0	0	0	0	0.84
Kenley Jansen, S (5)	2.0	0	0	0	0	3	1.72

Start Time: 5:00 p.m. PT
Attendance: 54,128
Venue: Dodger Stadium
Game Duration: 3:22

GAME 7

WEDNESDAY, NOVEMBER 1
ASTROS 5, DODGERS 1

	1	2	3	4	5	6	7	8	9	R	H	E
Astros	2	3	0	0	0	0	0	0	0	5	5	0
Dodgers	0	0	0	0	0	1	0	0	0	1	6	1

Astros	AB	R	H	BI	BB	K	AVG.
George Springer, CF-RF	5	2	2	2	0	1	.292
Alex Bregman, 3B	4	1	0	0	0	3	.208
Jose Altuve, 2B	3	0	0	1	1	0	.310
Carlos Correa, SS	4	0	1	0	0	0	.288
Yuli Gurriel, 1B	4	0	0	0	0	1	.304
Brian McCann, C	3	1	0	0	1	2	.175
Marwin Gonzalez, LF	3	1	2	0	1	0	.180
Josh Reddick, RF	2	0	0	0	0	0	.169
Evan Gattis, PH	0	0	0	0	1	0	.267
Charlie Morton, P	1	0	0	0	0	1	.000
Lance McCullers, P	1	0	0	1	0	0	.000
Brad Peacock, P	1	0	0	0	0	0	.000
Francisco Liriano, P	0	0	0	0	0	0	---
Chris Devenski, P	0	0	0	0	0	0	---
Cameron Maybin, PH-CF	2	0	0	0	0	0	.286
TOTALS	33	5	5	4	4	9	.152

Dodgers	AB	R	H	BI	BB	K	AVG.
Chris Taylor, CF	5	0	1	0	0	1	.254
Corey Seager, SS	4	0	1	0	1	1	.237
Justin Turner, 3B	2	0	1	0	0	0	.286
Cody Bellinger, 1B	4	0	0	0	0	3	.219
Yasiel Puig, RF	3	0	0	0	0	0	.286
Joc Pederson, LF	4	1	1	0	0	2	.304
Logan Forsythe, 2B	3	0	1	0	1	0	.297
Austin Barnes, C	4	0	0	0	0	0	.217
Yu Darvish, P	0	0	0	0	0	0	.000
Brandon Morrow, P	0	0	0	0	0	0	.000
Enrique Hernandez, PH	0	0	0	0	0	0	.320
Clayton Kershaw, P	1	0	0	0	0	1	.125
Andre Ethier, PH	1	0	1	1	0	0	.308
Kenley Jansen, P	0	0	0	0	0	0	.000
Alex Wood, P	0	0	0	0	0	0	.000
Chase Utley, PH	1	0	0	0	0	1	.000
TOTALS	32	1	6	1	2	9	.188

Astros	IP	H	R	ER	BB	K	ERA
Lance McCullers	2.1	3	0	0	0	3	2.61
Brad Peacock	2.0	1	0	0	1	2	5.11
Francisco Liriano	0.1	0	0	0	0	0	3.86
Chris Devenski	0.1	0	0	0	0	0	9.00
Charlie Morton, W (2-1)	4.0	2	1	1	1	4	4.24

Dodgers	IP	H	R	ER	BB	K	ERA
Yu Darvish, L (2-2)	1.2	3	5	4	1	0	6.14
Brandon Morrow	0.1	0	0	0	0	1	3.95
Clayton Kershaw	4.0	2	0	0	2	4	3.82
Kenley Jansen	1.0	0	0	0	1	1	1.62
Alex Wood	2.0	0	0	0	0	3	2.92

Start Time: 5:00 p.m. PT
Attendance: 54,124
Venue: Dodger Stadium
Game Duration: 3:37

ALL-STAR GAME #39 | ASTRODOME, HOUSTON | JULY 9, 1968



The 1968 All-Star Game reflected overpowering pitching. The two leagues combined for only eight hits and just one run, marking the first 1-0 contest in the history of the Midsummer Classic. The lone run – by the National League – was scored in the 1st inning on a single, an error, a wild pitch, and a double play.

Playing for the injured Pete Rose, Willie Mays led off in the bottom of the 1st and singled to left field. In a failed pick-off at first, Luis Tiant's (CLE) throw went wild, advancing Mays to second. Curt Flood (STL) was then walked, and a fourth-ball wild pitch moved Mays to third. First baseman Willie McCovey (SF) grounded into a double play, but Mays took advantage to score the only run of the game.

With the victory, the NL stretched its winning streak to six. The six-man NL pitching staff held the AL to just three hits, as Tom Seaver (NYM) tossed five strikeouts late in the game and Juan Marichal pitched 2.0 perfect innings. Nine pitchers in the game did not allow a single walk.

The game was the first played indoors and on an artificial surface, as many players got their first look at the Astrodome.

NATIONAL LEAGUE 1, AMERICAN LEAGUE 0

American League	000	000	000	031
National League	100	000	00X	150

AL: Tiant, Odom (3), McLain (5), McDowell (7), Stottlemire (8), John (8).
 NL: DRYSDALE, Marichal (4), Carlton (6), Seaver (7), Reed (9), Koosman (9).
 HR: None. Attendance: 48,321
 MVP: Willie Mays (Giants) Time: 2:10

AMERICAN LEAGUE

Dick Williams, BOS..... Manager
 Cal Ermer, MIN..... Coach
 Mayo Smith, DET..... Coach

Baltimore (3) – Dave Johnson, 2B; John (Boog) Powell, 1B; *Brooks Robinson, 3B; **Boston (3)** – Ken Harrelson, OF; Jose Santiago, P; *Carl Yastrzemski, OF; (Santiago replaced by Garry Bell, P, Boston); **California (1)** – *Jim Fregosi, SS; **Chicago (2)** – Tommy John, P; Duane Josephson, C; **Cleveland (3)** – Joe Azcue, C; Sam McDowell, P; Luis Tiant, P; **Detroit (4)** – *Bill Freehan, C; *Willie Horton, OF; Denny McLain, P; Don Wert, 3B; **Minnesota (3)** – *Rod Carew, 2B; *Harmon Killebrew, 1B; Tony Oliva, OF; **New York (2)** – Mickey Mantle, OF; Mel Stottlemire, P; **Oakland (3)** – Bert Campaneris, SS; Rick Monday, OF; John (Blue Moon) Odom, P; **Washington (1)** – *Frank Howard, OF.

NATIONAL LEAGUE

Red Schoendienst, STL..... Manager
 Dave Bristol, CIN..... Coach
 Herman Franks, SF..... Coach

Atlanta (1) – *Hank Aaron, OF; Felipe Alou, OF; Ron Reed, P; **Chicago (2)** – *Don Kessinger, SS; *Ron Santo, 3B; *Pete Rose, OF (Rose replaced by Billy Williams, OF, Chicago); **Houston (1)** – Rusty Staub, 1B; **Los Angeles (2)** – Don Drysdale, P; Tom Haller, C; **New York (3)** – *Jerry Grote, C; Jerry Koosman, P; Tom Seaver, P; **Philadelphia (1)** – Woodie Fryman, P; **Pittsburgh (2)** – Gene Alley, SS; Matty Alou, OF (Alley replaced by Leo Cardenas, SS, Cincinnati); **St. Louis (4)** – Steve Carlton P; *Curt Flood, OF; Bob Gibson, P; Julian Javier, 2B; **San Francisco (3)** – Juan Marichal, P; Willie Mays, OF; *Willie McCovey, 1B.

ASTROS IN THE GAME

	AB	R	H	RBI	PO	A	E
Rusty Staub, 1B	1	0	0	0	0	0	0

1968 ALL-STAR GAME

The 1968 All-Star Game in Houston was the first played indoors and on artificial turf.



Los Angeles left-hander Fernando Valenzuela fanned five consecutive batters to tie Carl Hubbell's 52-year-old All-Star record, but the National League's pitching triumphs weren't enough as the American League recorded the 3-2 victory on two home runs.

The NL pitching staff sat down 12 total batters, but the AL's Roger Clemens (BOS) had a strong night of his own. He tossed 3.0 perfect innings which included just three balls and 21 strikes. The AL bats came through at the same time as second baseman Lou Whitaker (DET) followed a Dave Winfield (NYY) double with a two-run shot off Dwight Gooden (NYM) in the 2nd. In the 7th inning, Frank White (KC) came in to pinch-hit for Whitaker, knocking an 0-2 pitch from Mike Scott (HOU) over the left-center field wall to seal the AL's second All-Star win in the 1980s.

Valenzuela tied the 1934 record for consecutive strikeouts, setting down (in order): Don Mattingly, Cal Ripken, Jesse Barfield, Whitaker, and Ted Higuera.

AMERICAN LEAGUE 3, NATIONAL LEAGUE 2

American League	020	000	100	350
National League	000	000	020	251

AL:	CLEMENS, Higuera (4), Hough (7), Righetti (8), Aase (9).		
NL:	GOODEN, Valenzuela (4), Scott (7), Fernandez (8), Krukow (9).		
HR:	Whitaker, White	Attendance:	45,774
MVP:	Roger Clemens (Red Sox)	Time:	2:28

AMERICAN LEAGUE

Dick Howser, KC..... Manager
 Pat Corrales, CLE..... Coach
 John McNamara, BOS..... Coach

Baltimore (3) – Don Aase, P; Eddie Murray, 1B; *Cal Ripken, SS; **Boston (4)** – Wade Boggs, 3B; Roger Clemens, P; Rich Gedman, C; Jim Rice, OF; **California (2)** – *Wally Joyner, 1B; Mike Witt, P; **Chicago (1)** – Harold Baines, OF; **Cleveland (1)** – Ken Schrom, P; **Detroit (3)** – Willie Hernandez, P; *Lance Parrish, C; *Lou Whitaker, 2B; **Kansas City (2)** – *George Brett, 3B; Frank White, 2B; **Milwaukee (1)** – Teddy Higuera, P; **Minnesota (1)** – Kirby Puckett, OF; **New York (4)** – *Rickey Henderson, OF; Don Mattingly, 1B; Dave Righetti, P; *Dave Winfield, OF; **Oakland (1)** – Jose Canseco, OF; **Seattle (1)** – Jim Presley, 3B; **Texas (1)** – Charlie Hough, P; **Toronto (3)** – Jesse Barfield, OF; Tony Fernandez, SS; Lloyd Moseby, OF.

NATIONAL LEAGUE

Whitey Herzog, STL..... Manager
 Davey Johnson, NYM..... Coach
 Tom Lasorda, LA..... Coach

Atlanta (1) – *Dale Murphy, OF; **Chicago (2)** – Jody Davis, C; *Ryne Sandberg, 2B; **Cincinnati (2)** – John Franco, P; Dave Parker, OF; **Houston (4)** – Kevin Bass, OF; Glenn Davis, 1B; Mike Scott, P; Dave Smith, P; **Los Angeles (2)** – Steve Sax, 1B; Fernando Valenzuela, P; **Montreal (3)** – Hubie Brooks, SS; Tim Lincecum, OF; Jeff Reardon, P; **New York (5)** – *Gary Carter, C; Sid Fernandez, P; Dwight Gooden, P; *Keith Hernandez, 1B; *Darryl Strawberry, OF; **Philadelphia (2)** – Shane Rawley, P; *Mike Schmidt, 3B; **Pittsburgh (2)** – Tony Pena, C; Rick Rhoden, P; **St. Louis (1)** – *Ozzie Smith, SS; **San Diego (1)** – *Tony Gwynn, OF; **San Francisco (3)** – Chris Brown, 3B; Chili Davis, OF; Mike Krukow, P.



The American League displayed its offensive prowess early, scoring six runs in the 1st inning en route to a 9-4 win over the National League in the third All-Star Game played in Houston and the first at Minute Maid Park.

Astros right-hander Roger Clemens, who also started the 1986 All-Star Game in Houston, allowed six runs and five hits in suffering the loss. Clemens allowed two 1st-inning homers, to Manny Ramirez (BOS) and Alfonso Soriano (TEX). Mark Mulder (OAK) pitched 2.0 innings and allowed one run to earn the win. Soriano was named the game's Most Valuable Player after finishing 2x3 with three RBI. Soriano was the first leading vote-getter to also earn MVP honors in the same season.

The National League cut the lead to 7-4 with a three-run 4th, including an RBI double by Edgar Renteria (STL) and a two-run double by Albert Pujols (STL). David Ortiz' (BOS) homer against Carl Pavano (FLA) in the 6th ended the game's scoring.

The AL pitching staff held the NL scoreless through the final 5.0 innings, thanks to scoreless efforts from Javier Vazquez (NYY), Ted Lilly (TOR), Joe Nathan (MIN), Tom Gordon (NYY), Francisco Rodriguez (ATL), and Mariano Rivera (NYY).

The American League won its seventh consecutive victory, not counting the 2002 tie at Miller Park in Milwaukee. The NL remained winless since 1996.

AMERICAN LEAGUE 9, NATIONAL LEAGUE 4

	1	2	3	4	5	6	7	8	9	R	H	E
American	6	0	0	1	0	2	0	0	0	9	14	0
National	1	0	0	3	0	0	0	0	0	4	9	1

E—Kent, DP—National 1. LOB—American 7, National 7. 2B—Suzuki, Renteria, Pujols 2. HR—Ramirez, Ortiz, Soriano. GDP-Sheffield. HBP—Rolen (by Mulder). Time—2:59. Attn.—41,886. U—Montague, plate; Hirschbeck, first; Eddings, second; Reynolds, third; Hudson, left field; Holbrook, right field.

AMERICAN LEAGUE

	AB	R	H	BI
Ichiro Suzuki, CF	4	1	1	0
Javier Vazquez, P	0	0	0	0
Ronnie Belliard, 2B	1	0	0	0
Ivan Rodriguez, C	4	1	2	1
Victor Martinez, C	1	0	0	0
Vladimir Guerrero, RF	4	1	1	0
Ted Lilly, P	0	0	0	0
Miguel Tejada, SS	1	0	0	0
Manny Ramirez, LF	2	1	1	2
David Ortiz, PH-1B	1	2	1	2
Alex Rodriguez, 3B	3	0	1	1
Hank Blalock, PH-3B	2	0	0	0
Jason Giambi, 1B	2	1	1	0
Carl Crawford, PH-LF	2	0	0	0
Hideki Matsui, PH-LF	1	0	0	0
Derek Jeter, SS	3	1	3	0
Matt Lawton, CF	2	0	1	0
Alfonso Soriano, 2B	3	1	2	3
Gary Sheffield, RF	1	0	0	0
Mark Mulder, P	1	0	0	0
Ken Harvey, PH	1	0	0	0
Esteban Loaiza, P	0	0	0	0
C.C. Sabathia, P	0	0	0	0
Michael Young, PH-SS	2	0	0	0
Joe Nathan, P	0	0	0	0
Tom Gordon, P	0	0	0	0
Francisco Rodriguez, P	0	0	0	0
Mariano Rivera, P	0	0	0	0
Totals	41	9	14	9

	IP	H	R	ER	BB	K
Mark Mulder (W 1-0)	2.0	2	1	1	0	1
Esteban Loaiza	1.0	1	0	0	1	0
C.C. Sabathia	1.0	4	3	3	0	0
Javier Vazquez	1.0	0	0	0	0	2
Ted Lilly	1.0	2	0	0	0	1
Joe Nathan	1.0	0	0	0	0	2
Tom Gordon	0.1	0	0	0	0	0
Francisco Rodriguez	0.2	0	0	0	0	0
Mariano Rivera	1.0	0	0	0	0	0

NATIONAL LEAGUE

	AB	R	H	BI
Edgar Renteria, SS	3	1	1	1
Jack Wilson, SS	2	0	0	0
Albert Pujols, 1B	3	1	2	2
Jim Thome, 1B	2	0	0	0
Barry Bonds, LF	2	0	0	0
Carl Pavano, P	0	0	0	0
Tom Glavine, P	0	0	0	0
Bobby Abreu, PH	1	0	0	0
Ben Sheets, P	0	0	0	0
Paul Lo Duca, C	0	0	0	0
Scott Rolen, 3B	1	0	1	0
Mike Lowell, PH-3B	2	0	0	0
Sammy Sosa, RF	2	0	1	1
Miguel Cabrera, RF	2	0	0	0
Mike Piazza, C	2	0	0	0
Johnny Estrada, C	2	0	0	0
Eric Gagne, P	0	0	0	0
Lance Berkman, CF	2	0	0	0
Moises Alou, LF	2	0	1	0
Jeff Kent, 2B	2	1	1	0
Mark Loretta, PH-2B	2	0	1	0
Roger Clemens, P	0	0	0	0
Dan Kolb, P	0	0	0	0
Barry Larkin, PH	1	0	0	0
Randy Johnson, P	0	0	0	0
Carlos Zambrano, P	0	0	0	0
Carlos Beltran, PH-CF	2	1	1	0
Todd Helton, PH	1	0	0	0
Totals	36	4	9	4

	IP	H	R	ER	BB	K
Roger Clemens (L 0-1)	1.0	5	6	3	0	2
Dan Kolb	1.0	1	0	0	0	0
Randy Johnson	1.0	3	0	0	0	1
Carlos Zambrano	1.0	1	1	1	1	1
Carl Pavano	2.0	3	2	2	0	1
Tom Glavine	1.0	1	0	0	0	0
Ben Sheets	1.0	0	0	0	0	1
Eric Gagne	1.0	0	0	0	1	2

ASTROS IN THE GAME

Players	AB	R	H	BI		
Lance Berkman, CF*	2	0	0	0		
Jeff Kent, 2B*	2	1	1	0		
Carlos Beltran, PH-CF	2	1	1	0		
Pitchers	IP	H	R	ER	BB	K
Roger Clemens (L 0-1)	1.0	5	6	3	0	2

NEVER
SETTLE



SPRING TRAINING

HOUSTON ASTROS SPRING TRAINING

THE BALLPARK OF THE PALM BEACHES 5444 HAVERHILL ROAD, WEST PALM BEACH, FLORIDA 33407

Telephone (area code 561):

Main 500-4487 (HITS)

Ticket Information 500-4487 x3

Tickets by Phone (877) 935-5668

PLAYING FIELD DISTANCES

Foul Lines LF-335 ft / RF-336 ft

Power Alleys LF-377 ft / RF-386 ft

Center Field 406 feet

Capacity 7,858

2018 WORKOUT DATES

Major League:

P&C First Workout Feb. 14

Full Squad Workout Feb. 19

Minor League:

Mini Camp Players Report Feb. 22

Mini Camp First Workout Feb. 23

MiLB Pitchers Report March 4

MiLB Position Players Report March 8

Last MiLB Spring Training Game March 27



This season marks the second of the state-of-the-art Spring Training home of the Houston Astros and Washington Nationals, in West Palm Beach, Fla.

The Ballpark of the Palm Beaches is conveniently located just off I-95 in the heart of West Palm Beach. The 7,500 seat facility features a fantastic wrap-around concourse, ample parking, inviting sight-lines and unique fan areas to enhance the Spring Training experience.

In addition to the sparkling new Ballpark of the Palm Beaches, which includes many fan-friendly amenities, the new Spring Training home of the Astros and Nationals, which was built on a 160-acre site, features separate, modern training complexes that include several baseball diamonds, clubhouses, weight-training facilities and offices for front office personnel.

For more information, please visit BallparkPalmBeaches.com or follow along on Twitter at [@BPPalmBeaches](https://twitter.com/BPPalmBeaches).

BALLPARK OF THE PALM BEACHES COMPLEX AMENITIES

- 7,500+ seat main stadium with lighting fixtures provided by Musco Lighting
- Suites with panoramic views of the stadium and practice fields, air conditioning, TVs, refrigerators, private suite level restrooms, superior hospitality service and customized catering options
- Party Decks located on the Suite Level...accommodates up to 80 people...features full-service bars, food and drink rail overlooking the field and ticket packages that include a All-You-Can-Eat experience
- Left Field Bar that features a full view of the game action...its full-service bar offers a variety of domestic, import and craft beers, mixed drinks, frozen drinks and wine.
- Executive style seats on the Field Box Level
- 160 acres of multi-purpose fields
- 5, 120 yard x 80 yard multi-sports fields featuring Celebration Bermuda grass...can accommodate a variety of team sports including baseball, softball, football, lacrosse, rugby and more
- 13, professionally manicured baseball fields, with two half fields and two agility fields
- A 12-acre city park located at SW corner of Haverhill Road entrance, open from sunrise to sunset...the park features a family playground, four lighted basketball courts, splash park and a 1.8-mile walking/jogging trail that follows the perimeter of the campus.

BALLPARK OF THE PALM BEACHES STAFF DIRECTORY

STADIUM OPERATIONS

Brady Ballard General Manager
Chris Easom Director of Ballpark Operations
Nathan Sterner Facility Manager
Chris Comine Operations Assistant
Greg Sargent Operations Assistant

GROUNDS CREW/MAINTENANCE

Matt Eggerman Director of Field Operations
Michah Bennett Asst. Director of Field Operations
Mike Geiger Asst. Director of Field Operations
Danny Bradley Asst. Director of Field Operations

ASTROS SPRING TRAINING YEAR-BY-YEAR

YEAR	RECORD	YEAR	RECORD	YEAR	RECORD	YEAR	RECORD
1962	17-11	1976	7-8	1990	7-7	2004	14-14-1
1963	16-11	1977	12-12	1991	17-10	2005	13-14
1964	13-12	1978	11-10	1992	14-17	2006	10-21
1965	15-9	1979	12-12	1993	14-12-2	2007	18-11-1
1966	14-14	1980	8-11	1994	13-18-1	2008	12-17-1
1967	15-14	1981	10-13	1995	23-14-5	2009	12-20-4
1968	13-14	1982	7-14	1996	10-17	2010	13-15-2
1969	14-13	1983	3-16	1997	16-13-1	2011	12-24
1970	16-12	1984	17-11	1998	17-10-2	2012	14-17-1
1971	14-13	1985	14-17	1999	14-15	2013	15-16-4
1972	10-9	1986	9-18-1	2000	19-12	2014	12-15
1973	11-14	1987	13-15	2001	15-13-3	2015	12-12-4
1974	14-10	1988	17-15-1	2002	19-9-1	2016	18-11-2
1975	14-15	1989	10-22	2003	16-12-1	2017	15-15-3

ASTROS 2017 SPRING TRAINING RESULTS

DATE	OPP	SITE	RESULT	HOU POR	OPP POR	SAVE	HOME ATT
Feb. 25	Detroit	Lakeland	L 4-11	Frias (0-1)	Hardy (1-0)	-	-
Feb. 26	Atlanta	Disney	W 3-2	Guduan (1-0)	Ramirez (0-1)	Yuhl (1)	-
Feb. 27	NYM (NL)	Port St. Lucie	W 5-2	Yuhl (1-0)	Gorzelanny (0-1)	Valdez (1)	-
Feb. 28	Washington	West Palm Beach	L 3-4	Tolliver (0-1)	Albers (2-0)	-	-
Mar. 1	Miami	W. PALM BEACH	L 5-9	Dvenski (0-1)	Koehler (1-0)	-	1,187
Mar. 2	Washington	W. PALM BEACH	L 1-13	Peacock (0-1)	McGowin (1-0)	-	2,309
Mar. 3	NYM (NL)	Port St. Lucie	L 3-11	Rodgers (0-1)	Blevins (1-0)	-	-
Mar. 4	NYM (NL)	W. PALM BEACH	L 1-3	Paulino (0-1)	Taylor (1-0)	Sewald (1)	4,718
Mar. 5	Miami	Jupiter	T 7-7	-	-	-	-
Mar. 6	Boston	W. PALM BEACH	T 5-5	-	-	-	5,142
Mar. 7	No Game Scheduled						
Mar. 8	NYM (NL) (ss)	W. PALM BEACH	W 12-2	Morton (1-0)	Gsellman (0-1)	-	2,790
Mar. 9	St. Louis	Jupiter	W 3-0	McCullers Jr. (1-0)	Lynn (0-1)	Jankowski (1)	-
Mar. 10	NYM (NL) (ss)	Port St. Lucie	W 7-6	Musgrove (1-0)	Harvey (0-2)	Holmes (1)	-
Mar. 11	Miami	W. PALM BEACH	L 2-4	Martes (0-1)	Copeland (1-0)	Cervenka (2)	3,436
Mar. 12	Washington	West Palm Beach	L 4-5	Peacock (0-2)	Cotts (1-0)	-	-
Mar. 13	St. Louis	Jupiter	L 3-6	Tolliver (0-2)	Broxton (1-0)	Socolovich (1)	-
Mar. 14	New York (NL)	W. PALM BEACH	L 1-2	McCullers Jr. (1-1)	deGrom (1-0)	Taylor (3)	4,240
Mar. 15	Washington	W. PALM BEACH	W 8-2	Musgrove (2-0)	Cole (0-2)	-	3,657
Mar. 16	No Game Scheduled						
Mar. 17	Atlanta	W. PALM BEACH	W 5-4	Hernandez (1-0)	Jackson (0-1)	-	2,791
Mar. 18	Boston	Fort Myers	W 6-2	Martes (1-1)	Kelly (0-1)	-	-
Mar. 18	Washington	West Palm Beach	W 5-4	West (1-0)	Glover (0-1)	Freeman (1)	-
Mar. 19	New York (AL)	W. PALM BEACH	L 4-6	Gustave (0-1)	Gallegos (1-0)	Gurka (2)	7,721
Mar. 20	St. Louis	W. PALM BEACH	L 6-12	Valdez (0-1)	Rosenthal (1-0)	-	4,044
Mar. 21	Miami	Jupiter	W 2-1	Fiers (1-0)	Chen (0-2)	Peacock (1)	-
Mar. 22	Minnesota	W. PALM BEACH	W 8-4	Keuchel (1-0)	Hughes (1-1)	-	2,517
Mar. 23	No Game Scheduled						
Mar. 24	NYM (NL)	Port St. Lucie	W 2-0	Morton (2-0)	Syndergaard (0-1)	Riefenhauser (1)	-
Mar. 25	Washington	W. PALM BEACH	L 1-4	McCullers Jr. (1-2)	Roark (1-0)	Treinen (2)	4,354
Mar. 26	Washington	W. Palm Beach	W 5-1	Musgrove (3-0)	Gonzalez (1-2)	-	-
Mar. 27	St. Louis	W. PALM BEACH	L 2-3	McHugh (0-1)	Martinez (3-0)	Siegrist (2)	3,631
Mar. 28	Miami	Jupiter	W 7-3	Gustave (1-1)	Ziegler (0-1)	-	-
Mar. 29	Miami	W. PALM BEACH	T 5-5	-	-	-	2,544
Mar. 30	Chicago (NL)	MINUTE MAID	W 8-6	Hoyt (1-0)	Rondon (0-1)	Gregerson (1)	16,311
Mar. 31	Chicago (NL)	MINUTE MAID	L 6-3	Sipp (0-1)	Hendricks (2-0)	Pena (2)	15,420

FINAL 2017 ASTROS SPRING TRAINING STATISTICS

NAME	BA	SLG	OBP	G	AB	R	H	TB	2B	3B	HR	RBI	SH	SF	HBP	BB	SO	SB	CS	E
Altuve	.225	.400	.311	15	40	4	9	16	4	0	1	6	1	0	0	5	6	5	0	1
Aoki	.294	.409	.409	7	17	3	5	5	0	0	0	1	0	1	2	2	2	1	0	0
Aplin	.111	.111	.273	12	9	2	1	1	0	0	0	0	0	0	0	2	2	0	0	0
Beltran	.333	.722	.368	8	18	3	6	13	1	0	2	4	0	0	0	1	2	0	0	0
Birk	.000	.000	.000	1	1	0	0	0	0	0	0	0	0	0	0	0	0	0	0	0
Bregman	.261	.348	.306	14	46	3	12	16	4	0	0	1	1	0	0	2	6	1	0	2
Brignac	.306	.469	.370	27	49	7	15	23	3	1	1	11	0	0	0	5	11	0	1	1
Centeno	.125	.125	.125	19	32	0	4	4	0	0	0	0	0	0	0	0	7	0	0	1
Cesar	.000	.000	.000	1	1	0	0	0	0	0	0	0	0	0	0	0	0	0	0	0
Corea	.192	.231	.271	11	26	1	5	6	0	0	0	2	2	1	1	7	7	0	0	0
Davis	.365	.462	.414	28	52	7	19	24	2	0	1	6	0	1	0	5	13	0	0	1
De Goti	.000	.000	.000	2	3	0	0	0	0	0	0	0	0	0	0	0	0	0	0	0
Duarte	.000	.000	.000	1	1	0	0	0	0	0	0	0	0	0	0	0	0	0	0	0
Ferguson	.500	.500	.500	3	2	1	1	1	0	0	0	0	0	0	0	0	0	0	1	0
Fisher	.310	.524	.434	28	42	12	13	22	3	0	2	13	0	1	1	9	15	11	0	0
Garcia	.333	.367	.400	21	30	6	10	11	1	0	0	6	0	1	0	4	4	1	2	1
Gattis	.214	.250	.297	21	56	6	12	14	2	0	0	5	5	0	1	6	11	0	0	1
Gonzalez	.234	.328	.279	23	64	4	15	21	3	0	1	2	0	0	0	4	18	0	1	2
Gregor	.250	.250	.250	4	4	0	1	1	0	0	0	0	0	0	0	0	0	0	0	0
Gurriel	.344	.541	.365	22	61	6	21	33	6	0	2	12	0	0	1	1	6	1	1	3
Heimann	.091	.091	.286	12	11	0	1	1	0	0	0	1	0	0	0	3	1	1	0	1
T. Hernandez	.222	.361	.211	15	36	5	8	13	2	0	1	4	4	0	2	0	0	0	0	0
Hyde	.600	.800	.667	10	5	2	3	4	1	0	0	0	0	0	0	1	0	1	0	1
Jones	.000	.000	.500	2	1	1	0	0	0	0	0	0	0	0	0	1	1	0	0	0
Kemmer	.308	.462	.471	21	26	6	8	12	1	0	1	5	0	0	1	7	8	0	0	0
Kemp	.286	.343	.306	17	35	3	10	12	2	0	0	3	0	0	0	1	3	1	2	0
Laureano	.235	.235	.409	19	17	3	4	4	0	0	0	1	0	0	1	4	5	0	0	1
Marisnick	.213	.344	.300	24	61	9	13	21	2	0	2	8	0	1	1	7	22	5	2	2
Martin	.000	.000	.333	2	2	1	0	0	0	0	0	0	0	0	0	1	0	0	0	0
Mayfield	.200	.200	.294	17	15	5	3	3	0	0	0	3	0	0	0	2	3	0	0	1
McCall	.000	.000	.000	1	1	0	0	0	0	0	0	0	0	0	0	0	0	0	0	0
McCan	.255	.468	.294	19	47	6	12	22	1	0	3	7	0	1	1	2	6	0	0	1
McDonald	---	---	1.000	0	0	0	0	0	0	0	0	0	0	0	0	0	0	0	0	0
Moran	.389	.611	.432	19	36	6	14	22	2	0	2	10	0	0	1	4	7	0	0	0
Reddick	.268	.375	.328	21	56	8	15	21	1	1	1	4	0	0	0	5	8	1	0	0
Reed	.275	.600	.408	22	40	8	11	24	1	0	4	11	0	0	0	9	10	0	0	0
Sierra	.000	.000	.200	5	4	0	0	0	0	0	0	0	0	0	0	1	3	0	0	0
Singleton	.190	.190	.320	15	21	3	4	4	0	0	0	2	0	0	0	4	7	0	0	1
Springer	.254	.338	.260	22	71	7	18	24	3	0	1	5	0	1	0	1	7	3	1	0
Stassi	.150	.350	.150	12	20	2	3	7	1	0	1	2	0	0	0	0	11	0	0	0
Straw	---	---	1.000	3	0	0	0	0	0	0	0	0	0	0	0	1	0	0	0	0
Stubbs	.000	.000	.250	5	3	1	0	0	0	0	0	0	0	0	0	1	0	0	0	2
K.Tucker	.200	.200	.333	3	5	0	1	1	0	0	0	0	0	0	0	1	2	0	0	0
PTucker	.000	.000	.000	1	2	0	0	0	0	0	0	0	0	0	0	0	0	0	0	0
White	.238	.310	.304	21	42	5	10	13	0	0	0	0	0	0	1	3	7	0	0	0
Woodward	.000	.000	.000	2	1	0	0	0	0	0	0	0	0	0	0	0	0	0	0	0
TEAM	.258	.377	.330	33	1112	146	287	419	47	2	27	138	12	12	113	280	32	10	27	25
OPPONENTS	.258	.416	.330	33	1126	155	291	468	59	8	34	138	5	8	111	230	23	10	25	25

NAME	W	L	ERA	G	GS	SV	INN	H	AB	R	ER	HR	HBP	BB	SO	WP	BK	BA
Armenteros	0	0	27.00	1	0	0	0.1	2	3	1	1	0	0	0	1	0	0	0.667
Chapman	0	0	9.00	3	0	0	3.0	5	13	5	3	2	0	0	1	1	0	0.385
Deetz	0	0	9.00	1	0	0	1.0	1	4	1	1	0	1	0	0	0	0	0.250
Devenski	0	0	3.94	8	2	0	16.0	14	60	7	7	2	1	5	17	0	0	0.233
Diaz	0	0	0.00	7	0	0	7.1	1	22	0	0	0	0	2	8	0	0	0.045
Dorris	0	0	18.00	1	0	0	1.0	1	4	3	2	0	0	0	2	2	1	0.250
Dyckxhoorn	0	0	0.00	1	0	0	0.2	2	4	0	0	0	0	0	0	1	0	0.500
Feliz	0	0	2.03	11	0	0	13.1	8	47	4	3	3	0	3	12	1	0	0.170
Ferrell	0	0	54.00	1	0	0	0.1	1	2	2	2	0	0	0	1	0	1	0.500
Fiers	1	0	1.98	4	4	0	13.2	12	52	5	3	0	0	5	13	1	0	0.231
Freeman	0	0	0.00	2	0	1	2.0	1	7	0	0	0	0	0	0	1	0	0.143
Frias	0	1	27.00	3	0	0	1.2	5	9	5	5	3	1	2	2	1	0	0.556
Giles	0	0	2.79	10	0	0	9.2	10	39	3	3	1	0	4	16	1	0	0.256
Gregerson	0	0	0.00	4	0	1	4.0	1	13	0	0	0	0	0	5	0	0	0.077
Guduan	1	0	5.79	5	0	0	4.2	8	21	3	3	1	0	2	5	1	0	0.381
Gustave	1	1	1.80	11	0	0	10.0	4	33	4	2	2	0	1	4	13	3	0.121
Harris	0	0	6.48	9	0	0	8.1	8	31	6	6	1	0	5	10	0	1	0.258
N.Hernandez	1	0	0.00	1	0	0	1.0	1	4	0	0	0	0	0	2	0	0	0.250
Holmes	0	0	5.79	3	0	1	4.2	7	21	3	3	0	0	1	4	2	0	0.333
Hoyt	1	0	3.18	10	0	0	11.1	13	46	4	4	2	0	4	14	2	0	0.283
Jankowski	0	0	4.91	9	0	1	7.1	8	27	5	4	0	1	5	6	1	0	0.296
Keuchel	1	0	2.70	4	4	0	16.2	15	60	5	5	1	0	3	10	0	0	0.250
Martes	1	1	3.86	4	1	0	7.0	5	23	3	3	0	0	4	6	1	0	0.217
McCullers	1	2	7.31	5	5	0	16.0	20	68	13	13	2	2	4	24	2	0	0.294
McHugh	0	1	16.20	1	1	0	1.2	5	9	3	3	0	0	1	2	0	0	0.556
Minnis	0	0	0.00	2	0	0	1.0	0	3	0	0	0	0	0	0	0	0	0.000
Morton	2	0	1.04	5	5	0	17.1	10	57	4	2	1	0	6	17	0	0	0.175
Musgrove	3	0	2.08	7	7	0	26.0	20	94	6	6	2	1	7	19	0	0	0.213
Paulino	0	1	3.86	3	0	0	7.0	7	28	3	0	0	0	1	4	1	0	0.250
Peacock	0	2	3.72	8	3	1	19.1	16	72	8	8	3	0	6	15	3	0	0.222
Perez	0	0	9.00	8	0	0	7.0	13	35	7	7	1	0	3	7	0	0	0.371
Riefenhauser	0	0	2.35	8	0	1	7.2	5	29	3	2	0	0	7	5	1	0	0.172
Rodgers	0	1	10.13	4	1	0	8.0	13	34	9	9	2	0	2	4	0	0	0.382
Sipp	0	1	8.10	8	0	0	6.2	11	30	6	6	1	0	7	4	1	0	0.367
Sneed	0	0	20.25	3	0	0	4.0	11	23	9	9	1	0	4	3	2	0	0.478
Thompson	0	0	0.00	2	0	0	1.2	2	6	0	0	0	0	0	3	0	0	0.333
Thornton	0	0	0.00	2	0	0	1.2	0	5	0	0	0	0	0	2	0	0	0.000
Tolliver	0	2	13.50	6	0	0	4.2	9	22	7	7	2	1	1	5	1	0	0.409
Valdez	0	0	5.14	5	0	1	7.0	5	24	4	4	1	1	5	7	1	0	0.208
West	0	0	0.00	1														

2018 ASTROS SPRING TRAINING SCHEDULE



2018 SPRING TRAINING HOME SCHEDULE

FEB - MAR

SUN	MON	TUE	WED	THU	FRI	SAT
					23 1:05	24 1:05
25 1:05	26 1:05 (SS) 1:05 (SS)	27 1:10	28 1:05	1 1:05	2 6:05	3 1:05
4 1:05	5 1:05	6 1:05 (SS) 1:10 (SS)	7 1:05	8 1:05	9 6:05	10 1:05
11 1:10	12	13 1:10	14 1:05	15 1:05	16 6:35	17 1:05
18 1:05	19 1:05	20	21 1:05	22 1:05	23 (SS) 1:05 (SS) 6:05 (SS)	24 1:05
25 1:05	26 6:05*	27 12:05*	28	29	30	31

HOME AWAY

* Exhibition game vs. Milwaukee Brewers at Minute Maid Park
(ss) Split Squad
All times are local to game location

TV Schedule (all games aired on AT&T SportsNet Southwest)

2/23 vs. WAS 12:05 p.m.	3/3 vs. WSH 1:05 p.m.
2/24 vs. ATL 12:05 p.m.	3/5 vs. MIA 12:05 p.m.
2/26 vs. NYM 12:05 p.m.	3/18 vs. ATL 12:05 p.m.
2/28 vs. MIN 12:05 p.m.	3/19 vs. NYM 12:05 p.m.
3/1 vs. BOS 12:05 p.m.	3/21 at WAS 12:05 p.m.*
3/2 vs. NYM 5:05 p.m.	

All games in CENTRAL Standard Time...schedule is subject to change.
game will be aired on ESPN

Radio Schedule (all games aired on KBME SportsTalk 790)

Saturday and Sunday games will broadcast live, while all but three Mon.-Fri. will air on tape delay at 7 p.m. CT.

Friday, Feb. 23 (12:05 p.m. CT), Friday, March 2 (5:05 p.m. CT) and Friday, March 16 (5:35 p.m. CT) will be broadcast live.

Schedule is subject to change.

ASTROS SPRING TRAINING PRE-GAME TIMING

****FOR 1:05 P.M. ET STARTS - TIMES SUBJECT TO CHANGE****

10:10 a.m.	Astros BP
11:10 a.m.	Visiting BP
12:25 p.m.	Visiting infield
12:35 p.m.	Grounds Crew

****FOR 6:05 P.M. ET STARTS - TIMES SUBJECT TO CHANGE****

3:10 p.m.	Astros BP
4:10 p.m.	Visiting BP
5:25 p.m.	Visiting infield
5:35 p.m.	Grounds Crew

TABLE OF CONTENTS

PLAYERS

PLAYER DEVELOPMENT

2017 REVIEW

OPPONENTS

HISTORY AND RECORDS

SPRING TRAINING

MEDIA INFORMATION

MINUTE MAID PARK

NEWEST SPRING TRAINING FACILITIES IN FLORIDA

TEAM	SITE	FIRST YEAR	YEARS*
Houston/Washington	West Palm Beach	2017	2
Boston	Fort Myers	2012	7
Baltimore	Sarasota	2010	9
Tampa Bay	Port Charlotte	2009	10
Philadelphia	Clearwater	2004	15

*including 2018 season

SPRING TRAINING HOME ATTENDANCE SINCE 1985

YEAR	RECORD	ATTENDANCE	AVG	YEAR	RECORD	ATTENDANCE	AVG
1985	6-9	50,877	3,392	2002	8-4-1	46,941	3,611
1986	5-10	50,758	3,384	2003	7-5-1	53,851	4,142
1987	9-6	64,656	4,294	2004	8-4	60,807	5,067
1988	11-5	64,412	4,026	2005	6-7	58,581	4,506
1989	8-7	66,227	4,415	2006	6-9	62,134	4,142
1990	5-1	18,913	3,152	2007	7-7	58,565	4,183
1991	8-6	66,811	4,772	2008	7-8	61,027	4,068
1992	6-7	62,482	4,806	2009	10-6-3	65,804	3,463
1993	8-5	57,400	4,416	2010	10-4-1	59,784	3,986
1994	5-9-1	59,237	3,949	2011	5-12	65,367	3,845
1995	*10-6-1	23,971	1,410	2012	8-6	56,379	4,027
1996	6-6	41,368	3,449	2013	9-5-2	53,603	3,574
1997	8-5-1	45,596	3,257	2014	4-8	44,715	3,726
1998	7-5-1	38,340	2,949	2015	6-5-2	47,781	3,675
1999	4-9	46,007	3,539	2016	8-4	56,472	4,344
2000	9-5	46,034	3,288	2017*	4-9-2	55,081	3,672
2001	4-7-2	34,992	2,692	TOTALS	*232-211-18	1,744,973	3,785

* Reflects games in 1995 played by both minor league (9-2-1 record, 12,142 attendance) and Major League (1-4 record, 11,829 attendance) players.
 * Indicates Ballpark of the Palm Beaches. Attendance figures from 1985-2016 are from Osceola County Stadium in Kissimmee, Fla.



NEVER
SETTLE



MEDIA
INFORMATION

COMMUNICATIONS

Mailing Address: PO Box 288 • Houston, TX 77001-0288
 Physical Address: 501 Crawford St., Suite 400 • Houston, TX 77002

Astros Main: (713) 259-8000	Anita Sehgal Senior Vice President, Marketing and Communications
Media Relations: (713) 259-8900	Gene Dias Vice President, Communications
Media Relations Fax: (713) 259-8025	Steve Grande, Dena Propis Senior Managers, Communications
Press Box: (713) 259-8574	Chris Peixoto Coordinator, Communications

MEDIA INFORMATION

CREDENTIALS

The Houston Astros utilize MLB's online credentialing system. All media credential requests and applications for coverage of the Houston Astros must go through MLB's online credentialing system at <http://credentials.mlb.com>. Additionally, all 2018 credentials – whether issued by Major League Baseball, the BBWAA, or the Astros – will bear photographs. Scout identification cards will also require photos.

- Houston Astros season credentials will be issued only to those legitimate news-gathering agencies that cover the Astros on a daily basis. Daily passes will be issued to approved media members who do not qualify for season credentials and who meet Major League Baseball's policies for media access. Requests for daily credentials must come directly from the affiliation editor, producer or director, via the online credential system **at least 24 hours** in advance of the game being requested. CREDENTIALS MUST BE DISPLAYED IN A VISIBLE MANNER AT ALL TIMES.
- ALL credential requests, whether season or daily, must go through MLB's online credential system. This will also be the process for Astros regular season, Spring Training, Wild Card and American League Division Series credential applications.
- Daily credentials will be available at the First Base Entrance, located in the Diamond Lot near the intersection of Preston and Hamilton Streets, four hours prior to first pitch.
- No spouses, guests or children of media members will be issued passes.
- Credentials are not transferable.
- Credentialed media are also prohibited from requesting autographs. Any violations will result in the immediate revocation of the credential.
- Credentials may be revoked at any time without cause.

SECURITY: To comply with security measures implemented by Major League Baseball and the Houston Astros, all media will be required to follow the following procedures upon entering Minute Maid Park and while covering the game.

When entering Minute Maid Park, please be prepared to:

- Enter the ballpark at the First Base Entrance, located in the Diamond Lot near the intersection of Preston and Hamilton Streets.
- Provide photo identification.
- Sign in at the media entrance.
- Allow bags to be searched upon entering the ballpark.

While covering the game, please be prepared to:

- Clearly display working credentials at all times.
- Allow bags and equipment cases to be randomly searched if requested by ballpark security officials.
- Observe credential regulations as set forth by Major League Baseball and the Houston Astros. Only those individuals with the proper credentials will be admitted in the clubhouses, on the field and in the press box.

MEDIA SERVICES

PARKING: Working media may park in the B and C lots at Minute Maid Park with a season credential, BBWAA credential or media identification badge. Entrances to these lots are located on St. Emanuel St., Preston St. and Texas Ave.

MAIN PRESS BOX: The press box and broadcast booths are located on the Honda Club Level behind home plate and are accessible from the press box elevator and the elevator at the First Base Entrance (Level C) prior to the opening of gates and after the game. The escalators on the main concourse are available at all times.

MEDIA DINING ROOM: Media dining is located in the press box on the Honda Club Level just behind the broadcast booths. There is a \$12 charge per meal. Media dining is open for service 2.5 hours prior to first pitch to accredited members of the media. Spouses/children are not allowed in the media dining room. Cash and credit card accepted.

CLUBHOUSES: Both clubhouses are located on the Service Level and are accessible via the press box elevator. The Astros clubhouse is located on the first base side of the ballpark, while the visiting teams and umpires are on the third base side. Pre- and postgame access rules are determined by Major League Baseball. The Astros clubhouse opens approximately four hours before game time and closes once the team takes the field for batting practice. When the team does not hit outside or under unusual circumstances, the Astros will use their discretion on when to open and close the clubhouse. All times are approximate and subject to change.

General clubhouse rules include:

- Absolutely no autographs or gifts of any kind.
- Do not sit in the players' chairs.
- No still photography in the clubhouse.
- No shooting B-roll inside the clubhouse.
- When shooting video interviews, please make sure it is only of the player at his locker or in front of a wall while he is giving the interview. Players should be shot from the chest up.



FIELD: All media must leave the field 45 minutes prior to the first pitch. No person will be allowed on the field unless that individual has credentials expressly specifying field privileges (i.e., club pass, photo pass).

PHOTOGRAPHERS/PHOTO WELLS: In-game access to photo wells is limited to still photographers and rightsholders broadcasting the game. There are four photo wells, located on either side of both the home and visiting dugouts. All photographers must remain in the photo wells while the game is in progress. Photographers are only permitted to change location between innings. No ball - in play or dead - should be handled by anyone other than a ballboy.

PHOTO ROOM: A photo room is located on the Service Level behind home plate.

PRESS CONFERENCE ROOM: The press conference room is located on the Service Level across from the home clubhouse down the first-base side.

NOTES: Game notes, updated Major League statistics, lineup sheets and other pertinent media information will be available near the entrance of the press box on the Honda Club Level two hours prior to first pitch. Box scores, play-by-play sheets and postgame notes will be available in the same area after each game.

MEDIA GUIDES: Media guides are available upon request in the press box from Astros Communications staff members and are available online at the MLB Pressbox website.

TELEPHONES: Land-line phones are available for media use in the main press areas upon request.

WI-FI: Wireless Internet access is available in Minute Maid Park. Contact the Astros Communications department for details.

ASTROS ON THE WEB: The official website of the Houston Astros is www.astros.com. The site is updated daily with news, statistics, game notes, feature stories and minor league information. The Major League Baseball website, www.mlb.com, can also be accessed via www.astros.com. The Astros also offer a Spanish website, www.astrosdehouston.com. The site features daily news coverage of the team as well as feature stories from international sports writers.

MLB PRESSBOX: With approved registration, media members gain electronic access to numerous Major League Baseball resources by logging onto www.mlbpressbox.com (on the official MLB website). Some of the information on this site includes: public relations contacts; daily statistical updates; daily game notes; current and archived press releases; media guides; press kits; credential language and media regulations; and historical information about MLB and its entities. In addition, this site provides media the opportunity to download HD-quality video, hi-resolution logos and information on special events for all 30 clubs, as well as headshots of players, coaches, umpires and select executives. All media covering the Astros should register on the MLB Pressbox site to access these resources.

PREGAME SCHEDULE

1:10 p.m. game

8:00 a.m. - 9:00 a.m.
9:00 a.m. - 10:00 a.m.
10:30 a.m. - 11:30 a.m.
11:30 a.m. - 12:20 p.m.
12:20 p.m.
12:20 p.m. - 12:50 p.m.
1:05 p.m. - 1:10 p.m.

6:10 p.m. game

1:00 p.m. - 2:00 p.m.
2:00 p.m. - 3:00 p.m.
3:30 p.m. - 4:30 p.m.
4:30 p.m. - 5:20 p.m.
5:20 p.m.
5:20 p.m. - 5:50 p.m.
6:05 p.m. - 6:10 p.m.

7:10 p.m. game

2:00 p.m. - 3:00 p.m.
3:00 p.m. - 4:00 p.m.
4:30 p.m. - 5:30 p.m.
5:30 p.m. - 6:20 p.m.
6:20 p.m.
6:20 p.m. - 6:50 p.m.
7:05 p.m. - 7:10 p.m.

Visitors Early Work
Astros Early Work
Astros batting practice*
Visiting team batting practice
All media must exit the field
Groundscrew prepares the field for play
Teams take the field/first pitch

All times subject to change. Beginning Sept. 1, the Astros pregame schedule may adjust due to the expansion of rosters. Please see an Astros Communications staff member for updates or with any questions.

*Generally the Astros do not hit on the field for 1:10 p.m. starts.

ASTROS RADIO AFFILIATES THROUGH THE YEARS

1962-83	KPRC 950 AM	1991-95	KPRC 950 AM	2013-present	KBME 790 AM
1984-85	KENRIOZO and KRBEKA FM	1996-98	KILT 610 AM		
1986-90	KTRH 740 AM	1999-2012	KTRH 740 AM		

ON THE AIR

The Astros TV and radio broadcasts cover Texas and the Gulf Coast region at home and on the road.

- KBME 790 AM serves as the flagship radio station of the Astros 25-plus station English network, and broadcasts the majority of Spring Training games and all regular season games.
- AT&T SportsNet provides exclusive television coverage of the Astros at home and on the road.

SOCIAL ASPECT

The Astros maintain an active presence on social media which will continue in 2018. The Astros engage, entertain and inform fans through several online platforms, including Facebook (Facebook.com/Astros), Twitter (@astros and @losastros), Instagram (@astrosbaseball), Snapchat (AstrosMLB), the Mission Control team blog and Astros.com. For customer service-related issues, follow the team's new @astrosassist Twitter account. In 2018, fans will enjoy insider access to Astros players and executives, special events, exclusive fan giveaways across a variety of platforms and increased fan engagement. We encourage open conversation with our fans and look forward to a social 2018 season!

COMUNICACIONES

Dirección de correspondencia: PO Box 288 • Houston, TX 77001-0288
 Domicilio: 501 Crawford St., Suite 400 • Houston, TX 77002

Número Telefónico: (713) 259-8000 **Gene Díaz** **Vicepresidente, Comunicaciones**
Relaciones de Medio: (713) 259-8900 **Steve Grande, Dena Propis** **Gerentes Senior, Comunicaciones**
Press Box: (713) 259-8574 **Chris Peixoto** **Coordinador, Comunicaciones**

INFORMACION DE MEDIOS

CREDENCIALES

Los Astros de Houston utilizaron el sistema de credenciales de MLB en línea. Todos los pedidos para credenciales, para la temporada o para un día, deben hacerse por el sistema de credenciales en línea de MLB: <http://credentials.mlb.com>. Esto será el proceso para pedidos durante la temporada regular, los Entrenamientos Primaverales, y la Serie Divisional de la Liga Americana. Todas las credenciales para el año 2018, repartidos por las Grandes Ligas, la BBWAA o por los Astros, mostrarán su fotografía – Las identificaciones para los Scouts también requieren foto.

- Credenciales durante la temporada de los Astros de Houston serán distribuidas solamente a agencias de noticias con cobertura diaria de los Astros de Houston. Credenciales para partidos selectos serán distribuidas a miembros de la prensa que no califiquen para obtener credenciales de temporada y que cumplan con los requisitos de las Grandes Ligas. Los pedidos para credenciales deben venir directamente de su editor, productor, o director a través del sistema de credenciales en línea por lo menos 48 horas antes del partido deseado. **SUS CREDENCIALES DEBEN ESTAR EXPUESTAS EN TODO MOMENTO.**
- Credenciales estarán disponibles bajo su nombre por la puerta del lado de primera base, localizada en el Diamond Lot, cerca de la intersección de las calles Preston y Hamilton, cuatro horas antes del primer lanzamiento.
- Esposos/as, niños, o invitados de la prensa no podrán utilizar sus credenciales.
- No se permite la transferencia de las credenciales por cualquier razón.
- Está prohibido pedir autógrafos con su credencial. Violaciones contra esta regla resultarán en la revocación de su credencial.

SEGURIDAD: Para cumplir con medidas de seguridad implementadas por las Grandes Ligas y los Astros de Houston, usted estará obligado a seguir los siguientes procedimientos antes de entrar al Parque Minute Maid para su cobertura del juego.

Al entrar al Parque Minute Maid, favor de estar dispuesto a hacer lo siguiente:

- Entrar al parque por la puerta del lado de primera base, localizada en el Diamond Lot, cerca de la intersección de las calles Preston y Hamilton.
- Mostrar su identificación y firmar al ingresar por la entrada de prensa.
- Permitir que sus bolsos sean registrados al entrar al parque.

Durante el juego, favor de estar preparado para:

- Portar su credencial en todo momento.
- Permitir que su equipo sea inspeccionado por seguridad.
- Cumplir con los reglamentos instituidos por las Grandes Ligas y los Astros de Houston. Sólo aquellas personas con credenciales apropiadas serán admitidas al clubhouse, terreno de juego y al palco de prensa

SERVICIOS

ESTACIONAMIENTO: Los miembros de la prensa pueden estacionarse en los lotes B y C del Minute Maid Park con credenciales de temporada, credencial de BBWAA o identificación de medios. Las entradas a estos lotes se encuentran en St. Emanuel St., Preston St. y Texas Ave.

PALCO DE PRENSA: El palco de prensa está localizado en el nivel Club, detrás del plato de home. Todas las áreas de prensa están localizadas en el nivel Club y tienen acceso mediante ascensor y escaleras.

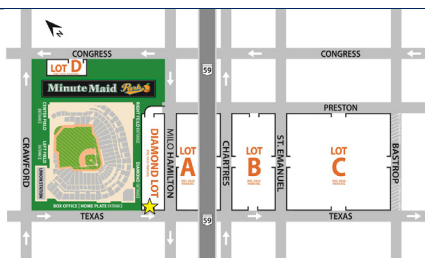
COMEDOR DE PRENSA: El comedor de prensa está localizado en el nivel Club detrás de la cabina de cronistas. Se cobra \$12 por comida.

- El comedor se abre 2.5 horas antes del primer lanzamiento.

CLUBHOUSES: Ambos clubhouses están localizados en el nivel de Servicio y tienen acceso al palco de prensa, ascensor y escaleras. El clubhouse de los Astros está localizado al lado de primera base, y el clubhouse de los visitantes y el clubhouse de los árbitros están localizados al lado de tercera base. Las reglas para el acceso a los clubhouses antes y después del juego son instituidas por las Grandes Ligas. Los clubhouses están cerrados durante la práctica de bateo.

Reglas generales del clubhouse:

- No se permite tomar fotografías, pedir autógrafos, dar o recibir regalos a los jugadores, sin excepción.
- No se sienta en las sillas de los jugadores.
- Por favor mantenga el tono de su teléfono apagado y no hacer llamadas ni contestar dentro del clubhouse.
- Usar ropa adecuada, y sin logotipos deportivos, incluyendo los Astros.
- No tome fotos ni video dentro del clubhouse aparte de la entrevista específica en frente del casillero.
- No se puede grabar video en lugares adicionales en el clubhouse.
- Una vez termine su entrevista en el clubhouse, favor de retirarse del clubhouse.



TERRENO DE JUEGO: La prensa debe salir del terreno de juego 45 minutos antes del primer lanzamiento. No se permite ninguna persona al terreno sin credenciales. No se permite acercarse a la jaula de bateo, y por la seguridad de todos, no se permite avanzar más allá de la lona naranja, durante la práctica de bateo. Los medios pueden entrevistar o hablar con los jugadores cuando están saliendo el terreno. No tome equipo, incluyendo pelotas de béisbol, del terreno de juego durante la práctica de bateo.

TRANSMISIÓN EN VIVO: No se permite ningún tipo de transmisión en vivo (Facebook Live, Periscope, etc.) en cualquier parte de estadio, incluyendo el clubhouse y la sala de prensa.

FOTÓGRAFOS: Acceso a las áreas de fotografía durante el juego está limitado a fotografías (no de vídeo) y estaciones de televisión con derechos de transmisión. Se encuentran cuatro (4) cajas para fotógrafos, dos a cada lado de los dugouts. Los fotógrafos tendrán que permanecer en la caja durante todo el juego. Se permite cambiar de caja entre entradas solamente. Ninguna pelota - considerada viva o muerta - puede ser manejada por el personal de la prensa, sólo por el recogepelotas.

PALCO DE CONFERENCIAS: Está localizada en el nivel de Servicio, opuesto del clubhouse de los Astros.

NOTAS: Notas del juego, estadísticas, alineaciones o cualquier otro tipo de información para la prensa está disponible en el palco de prensa dos horas antes del primer lanzamiento. Los resultados y las notas después del juego estarán disponibles en el mismo lugar.

GUÍAS PARA LA PRENSA: Las guías de los equipos están disponibles en el palco de prensa. Solicite su guía con un representante de las comunicaciones de los Astros.

INTERNET INALÁMBRICO: Acceso inalámbrico a Internet está disponible en el Parque Minute Maid. Para más información sobre el acceso a Internet, comuníquese con un representante de las comunicaciones de los Astros.

ASTROS EN LA RED: La página oficial en español de los Astros de Houston, astrosdehouston.com.

MLB PRESS BOX: Al registrarse en www.mlbpressbox.com, los miembros de la prensa tendrán acceso a numerosos recursos de las Grandes Ligas. El tipo de información en esta página incluye: los contactos de Departamento de Relaciones Públicas para todos los equipos, estadísticas, datos sobre juegos, archivos de las notas de prensa, suministros de medios, reglas de credenciales, e información sobre las Grandes Ligas y sus entidades. Además, la página ofrece la oportunidad de copiar logotipos de alta resolución de las Grandes Ligas y sus eventos especiales, y de los 30 equipos, al igual que fotos de los jugadores, entrenadores, árbitros y algunos ejecutivos.

HORARIO

Inicios de los juegos:

1:10 p.m.	6:10 p.m.	7:10 p.m.	
8:00 a.m. - 9:00 a.m.	1:00 p.m. - 2:00 p.m.	2:00 p.m. - 3:00 p.m.	Ejercicio temprano para el equipo visitante
9:00 a.m. - 10:00 a.m.	2:00 p.m. - 3:00 p.m.	3:00 p.m. - 4:00 p.m.	Ejercicio temprano para los Astros
10:30 a.m. - 11:30 a.m.	3:30 p.m. - 4:30 p.m.	4:30 p.m. - 5:30 p.m.	Práctica de bateo de los Astros*
11:30 a.m. - 12:20 p.m.	4:30 p.m. - 5:20 p.m.	5:30 p.m. - 6:20 p.m.	Práctica de bateo para el equipo visitante
12:20 p.m.	5:20 p.m.	6:20 p.m.	Miembros de los medios de comunicación deben abandonar el terreno
12:20 p.m. - 12:50 p.m.	5:20 p.m. - 5:50 p.m.	6:20 p.m. - 6:50 p.m.	Personal de mantenimiento de campo
1:05 p.m. - 1:10 p.m.	6:05 p.m. - 6:10 p.m.	7:05 p.m. - 7:10 p.m.	Encuentro arbitral, salida del equipo al campo y primer lanzamiento

Todos los tiempos sujeto a cambiar. Desde el 1ro de septiembre, la programación antes de los juegos podría cambiar debido a la expansión de los rosters.

*Normalmente los Astros no batean en el terreno antes de los juegos de 1:10 p.m.

EN EL AIRE

Los Astros cubren el estado de Texas y la Costa del Golfo en casa o en el camino en el radio y en la televisión.

- KBME 790 AM sirven como un buque insignia de más de 25 estaciones de la red de inglés de los Astros, y van a transmitir la mayoría de los juegos de entrenamiento primaveral y todos los juegos de temporada regular.
- AT&T SportsNet ofrece la cobertura exclusiva de televisión de los Astros en casa y en el camino.

ASPECTOS SOCIALES

Los Astros mantienen una presencia activa en las redes sociales y continuarán en el 2018. Los Astros se involucran, entretienen e informan a los fanáticos a través de varias plataformas en línea, incluyendo Facebook (Facebook.com/AstrosdeHouston), Twitter (@astros and @losastros), Instagram (@astrosbaseball), Snapchat (AstrosMLB), el blog del equipo Mission Control, y AstrosdeHouston.com. Para asuntos relacionados al servicio de atención al cliente, sigue la nueva cuenta del equipo en Twitter @astrosassist. En el 2018, fanáticos disfrutarán acceso privilegiada a los jugadores y ejecutivos de los Astros, eventos especiales, regalos exclusivos para los fanáticos a través de una variedad de plataformas y más compromisos con los fanáticos. Animamos conversaciones con nuestros fanáticos y contamos los días que faltan a una temporada social 2018!



MAJOR LEAGUE BASEBALL DRESS GUIDELINES

Major League Baseball requests members of the media covering our games to dress in an appropriate and professional manner that reflects their respect for their colleagues, the teams and the players they are covering. Clubhouses, dugouts, press boxes, interview rooms and the playing field are working areas, and MLB expects members of the media to adhere to a business casual dress code. In that regard, media members are requested to adhere to following dress guidelines:

- Flip-flops are not permitted in clubhouses
- Jeans should be clean, neat and presentable (e.g., Ripped jeans should be avoided)
- T-shirts bearing offensive, disrespectful or inappropriate messages are not permitted
- Clothing bearing MLB club logos should not be worn in press areas
- Clothing should be appropriate for a business casual work environment. The following are some non-exclusive examples of apparel that should be avoided:
 - » Sheer or see-through clothing
 - » Excessively short skirts, dresses or shorts (e.g., Cut more than 3-4 inches above the knee)
 - » Tank tops, muscle shirts, one-shouldered or strapless shirts
 - » Clothing exposing bare midriffs or visible undergarments

We ask all members of the media to respect these guidelines. MLB will consider appropriate actions in those cases in which the guidelines are violated.



LAS GRANDES LIGAS DE BÉISBOL PAUTAS DE VESTUARIO

Las Grandes Ligas de Béisbol (MLB) solicitan a los miembros de los medios de comunicación que cubren nuestros partidos que se vistan de una manera apropiada y profesional y que refleje su respeto por sus colegas, los equipos y los jugadores que cubren. Las casas club, los dugouts, las áreas de prensa, las salas de entrevista y el campo de juego son áreas de trabajo, y MLB cuenta con que todos los miembros de los medios de comunicación observen su código de vestir ejecutivo casual. Al respecto, les pedimos tener en cuenta las siguientes directrices en su vestuario:

- Las chanclas (flip-flops) no se permiten en las casas club.
- Los jeans deben estar limpios, y en buena condición (e.g. evitar los jeans rotos)
- Las camisetas que llevan mensajes ofensivos, irrespetuosos o inapropiados no están permitidas.
- Prendas con logos de clubs de MLB no se deben usar en las áreas de la prensa
- El vestuario debe ser apropiado a un ambiente de trabajo de negocios informal. Los siguientes son algunos ejemplos no-exclusivos de prendas que se deben evitar:
 - » Ropa transparente
 - » Faldas, vestidos o shorts excesivamente cortos (e.g. más de 3-4 pulgadas arriba de la rodilla)
 - » Camisetas sin mangas, "muscle shirts", camisas de un solo tirante o camisas sin tirantes
 - » Ombligueras o prendas que dejen al descubierto la ropa interior

Les pedimos a todos los miembros de los medios de comunicación que respeten estas directrices. MLB considerará tomar las acciones apropiadas que sean del caso cuando considere que han sido violadas.

Major League Baseball Online Audio, Photography and Video Rules

The following are rules established by Major League Baseball regarding the usage of audio, photos and video online during the regular season by non-rightsholders.

- 1) Any media member credentialed to cover a Major League game must notify and receive permission from the host club or Major League Baseball that he/she intends to post audio or video content online.
- 2) The gathering of audio and video content in clubhouses pre-game and post-game is subject to the host club rules regarding electronic media access.
- 3) The manager's pre-game media availability may not be carried live and audio and video postings may be no longer than 120 seconds.
- 4) One-on-one interviews that are posted online with players, team personnel and baseball officials must be pre-arranged, can be posted for a maximum of 72 hours, must be no longer than 120 seconds long and cannot include any game highlights.
- 5) Any video captured within the ballpark, excluding press conferences, must be limited to 120 seconds and cannot be carried live.
- 6) No live or taped audio or video is permitted to be captured by any entities other than rightsholders from 45 minutes prior to game time until the game has concluded.
- 7) The post-game manager's press conference may be captured via video and audio and posted online but may not be carried live. This specific content may be archived for 72 hours.
- 8) Entities credentialed for photography may transmit on-line or display up to seven still pictures or photographs of any Game during its progress; provided, however, that under no circumstances may Bearer display any more than seven still pictures or photographs of any Game during its progress regardless of whether Bearer obtained such pictures or photographs at the Game.



TODD KALAS

TV PLAY-BY-PLAY BROADCASTER



The 2018 season marks Todd Kalas' second as the Astros play-by-play voice on television. Kalas, who is the son of Hall of Famer and former Astros broadcaster Harry Kalas, has 26 seasons of experience as a broadcaster in professional baseball.

- Prior to joining the Astros in 2017, Todd spent the previous 19 seasons (1998-2016) as part of the Tampa Bay Rays TV broadcast team. While his primary duties for the Rays were as pre- and postgame host and in-game reporter, Kalas also handled play-by-play duties for hundreds of Rays games on both television and radio during his time there.
- Known for his distinctive voice and personality, Kalas grew to be a popular figure with Rays fans as a result of his work on the broadcasts and was a two-time Suncoast Emmy award winner.
- Prior to joining the Rays, Kalas also worked with the New York Mets radio (1992-93) and Philadelphia Phillies television (1994-96) broadcast teams.
- A native Houstonian, Todd was born at St. Luke's Episcopal Hospital in Houston while his father, Harry, served as an Astros broadcaster from 1965-70. Harry would later call Phillies games from 1971-2009 en route to a Hall of Fame career. When the Phillies and Rays met in the 2008 World Series, Todd and his father called an inning together on radio during Game One of the Fall Classic.
- Kalas graduated with a degree in broadcast journalism from Syracuse University, and began his baseball career with the Louisville Redbirds in 1991.
- In the off-season, he has handled college football, basketball and baseball play-by-play as well as being a studio host for NHL and NBA teams.
- Kalas and his wife, Michele, reside in Houston.



GEOFF BLUM

TV COLOR BROADCASTER



Geoff Blum returns for his sixth season with the Astros TV broadcast team in 2018, his second as the everyday color analyst for Astros telecasts. Blum, who retired after 14 Major League seasons as an infielder (1999-2012), made the transition from the playing field to the broadcast booth in 2013.

- During his playing career, Blum had two stints with the Astros, totaling five seasons in Houston (2002-03, 2008-10). Over the course of his tenure with the Astros, Blum hit .259 with 228 RBI, 46 homers, 77 doubles and a .711 OPS.
- A switch-hitter, Blum was known as one of the top pinch-hitters and utility players in the game, appearing at all four infield positions for nine straight seasons (2000-08). He appeared in the postseason three times in his career (2005-06, 2011).
- Geoff and his wife, Kory, have four daughters: Mia Lea and triplets Ava, Audrey and Kayla.



JULIA MORALES

TV SIDELINE REPORTER



Julia Morales returns for her sixth season as the Astros TV sideline reporter.

- As a reporter and anchor for AT&T SportsNet, Morales serves as the primary in-game reporter on Houston Astros telecasts.
- She previously spent two years at YNN-TV, a 24-hour news channel in Austin, where she covered the Texas Longhorns and Round Rock Express.
- Morales began her broadcast career as Weekend Sports Anchor at KTXN-TV in Sherman, Texas. From there, she took the same position at KYTX-TV in Tyler.
- A native of Crandall, Texas, Morales spent two years as a "World Famous Kilgore College Rangerette" before graduating from the University of Texas at Austin.
- She and her husband, Matt, reside in Houston.



ROBERT FORD

RADIO BROADCASTER



Robert Ford was named to the Astros radio broadcast team to work alongside Steve Sparks as the play-by-play commentator on Feb. 13, 2013. He enters his sixth season on the Astros radio broadcast.

- Prior to joining the Astros, Ford had served as the radio pre- and postgame host for Kansas City Royals games on 610 AM KCSP, the Royals flagship station, since 2009.
- He has seven years of experience broadcasting minor league baseball, having called more than 800 games during stints with the Binghamton Mets, Kalamazoo Kings and Yakima Bears. Ford was twice named Frontier League Broadcaster of the Year (2003 and 2004). He also has extensive play-by-play experience in college basketball.
- He is a 2001 graduate of Syracuse University, where he earned a bachelor's degree in broadcast journalism.
- Ford has twice been a finalist for the Esurance MLB Award for "Best Call, TV/Radio," including in 2017 for his call of Alex Bregman's walk-off RBI single in Game 5 of the World Series.
- Ford lives in Houston and has a daughter, Elena.



STEVE SPARKS

RADIO BROADCASTER



Steve Sparks was named to the Astros radio broadcast team to work alongside Robert Ford as the color commentator on Feb. 13, 2013. He enters his sixth season on the Astros radio broadcast.

- Sparks, 53, has served as a pre- and postgame analyst for Astros television games over the last several seasons and has also filled in as a color analyst on Astros radio and television broadcasts.
- A knuckleballer in his playing days, Sparks pitched in the Major Leagues in parts of nine seasons (1995-2004) for the Brewers, Angels, Tigers, A's and Diamondbacks. His best season was in 2001 while with Detroit when he went 14-9 in 35 appearances (33 starts) with a 3.65 ERA while leading the Majors in complete games with eight. He also tallied a career high in innings pitched (232.0) that season.
- Sparks attended Sam Houston State University, where he led the Bearkats to back-to-back Gulf Star Conference baseball titles and an NCAA Division II Regional playoff appearance in 1986 and again in the school's first year at the Division I level in 1987. On Nov. 3, 2017, Sparks was inducted into the Sam Houston Letterman's Association Hall of Honor.
- Sparks, a couponing enthusiast, has racked up some impressive savings over the course of nearly two years. According to *Clippers Digest*, Steve ranks T-4th in Fort Bend County in the Creative Clippings category. Some estimates suggest an average savings of an astonishing 81%, which nearly breaks the national record. He and his wife, Michelle, reside in Sugar Land and have three children: Alexa, Blake and Chloe.



MATT BOLTZ

RADIO BROADCASTER ENGINEER



Matt Boltz enters his fourth season with the Houston Astros and his 18th overall season in Major League Baseball.

- Boltz is the Radio Broadcast Engineer & Producer for the Astros Radio Network. He generates, maintains and produces all live audio for the entire Spring Training, regular season & postseason schedule. In addition, he orchestrates all broadcast material, live commercial inventory, promotions and live interviews with the broadcasters, the front office, the radio flagship and the entire radio network.
- His offseason duties include editing and archiving all recorded sound, managing and servicing technical elements and assisting with network affiliate relations. Boltz also engineers and produces *Astroline*, the Astros weekly offseason hot stove radio show which has been on the air since 1988.
- Prior to joining the Astros, Boltz served as the Radio Producer Engineer for the Chicago Cubs Radio Network from 2001-2014. During that time, he also engineered game broadcasts for WGN Chicago and Northwestern Wildcats basketball and football programs.
- Boltz resides in Pearland, Texas, with his wife, Melissa, and their two children: Emma Lucille and Theodore Matthew.



FRANCISCO ROMERO

SPANISH RADIO BROADCASTER



Francisco Romero enters his 11th season of play-by-play on the Astros Spanish radio network.

- Francisco joined the Astros in 2008 after spending five seasons broadcasting Milwaukee Brewers games in Spanish on Telemundo Wisconsin. His Major League broadcasting experience also includes selected Minnesota Twins games over five seasons from 2003-08.
- His Major League broadcast debut was for the Arizona Diamondbacks on Telemundo Arizona in 1999, and he spent two years on Diamondbacks broadcasts from 1999-2000.
- Other Major League broadcasting experience includes select games on Spanish Radio with the Cincinnati Reds in 2005. He also spent four seasons as the play-by-play broadcaster and pre- and postgame show producer on Spanish radio broadcasts for the Triple A Tucson Sidewinders of the Pacific Coast League.
- Additional sports broadcasting experience includes both football and basketball for the University of Arizona Spanish Radio Network (1999-present), as well as three seasons on the Arizona Cardinals radio halftime report.
- In 2015, Francisco and his broadcast partner Alex Treviño had the distinction of starting the Spanish broadcast efforts for the Kansas City Royals as they were asked to simulcast for both markets (Houston and Kansas City) during the Royals Hispanic Heritage Celebration while playing the Houston Astros.
- Francisco has been part of three Spanish broadcast effort debuts (Brewers, Reds and Royals) and is the only Spanish broadcaster to have broadcast games for six different Major League Baseball teams (Diamondbacks, Brewers, Twins, Reds, Royals and Astros).
- In addition to broadcasting baseball games, Francisco was the English as a Second Language instructor for the Arizona Diamondbacks and the Chicago White Sox (extended Spring Training) players from 1998 - 2001.
- A graduate of the University of Arizona, Francisco spent 10 years as the sports anchor for the Telemundo affiliate in Tucson, Arizona, as well as one year as general assignment reporter.
- In 2005, Francisco was inducted into his High School Media Hall of Fame, Pueblo High School in Tucson, Ariz. Francisco was also elected to the Pueblo High School Warrior Foundation Hall of Fame Class of 2017.
- He earned a 2004 Emmy Award from the Rocky Mountain Chapter in the sports reporting category; that same year he also earned the Communicators Award for sports reporting. In 2003, the Arizona Daily Star named him as one of the Top 100 Sports Figures of Southern Arizona.
- In 2014, Francisco was invited to Nicaragua by the Association of Sports Broadcasters of Nicaragua to speak on Major League broadcasting.
- Francisco was ranked No. 3 in the Top 100 Sports Figures of Southern Arizona by the *Arizona Daily Star*, behind Astros pitching coach Brent Strom and Astros former bullpen coach Craig Bjornson in 2017.
- Francisco is married to Larissa. They have a daughter Isabella (11) and son Frankie (21).



ALEX TREVIÑO

SPANISH RADIO BROADCASTER



Alex Treviño returns for his 23rd season of analysis on the Astros Spanish radio network.

- A native of Monterrey, Mexico, he spent 13 seasons in the Majors, primarily as a catcher, including the 1988-90 seasons with the Astros. He also spent time with the Mets, Reds, Braves, Giants and Dodgers.
- Alex hit a career-high .290 while serving as Houston's backup catcher in 1989 and hit .364 (32x88) in 25 starts.
- He played in 939 Major League games and had a .249 lifetime average.
- Alex joined the broadcast booth in 1996 and has called more than 3,000 Astros games, seven postseason appearances and the 2005 World Series run.
- As of 2018, Alex's 23 seasons in the broadcast booth are the most in franchise history by a Spanish broadcaster, besting Orlando Sanchez Diago's record of 21 years.
- In September 2014, Alex was inducted into the Houston Baseball Media Wall of Honor for his significant and lasting contributions to the landscape of Houston baseball through his work in broadcasting.



STEVE GRANDE

SENIOR MANAGER, COMMUNICATIONS



Steve Grande (@AstrosGrande) is in his 11th season (2008-18) as a full-time member of the World Champion Houston Astros Communications staff, his second as Senior Manager of Communications.

- In addition to his day-to-day media relations and communications duties, Grande is responsible for coordinating front office, manager, coach, and player interview and photo requests, producing the Astros media guide, overseeing the production of the department's baseball information, reviewing all season credential requests and is the media and scheduling coordinator for the Shriners Hospitals for Children College Classic and the Houston Winter Invitational.
- Grande travels on the majority of the club's road trips and has traveled on select road trips in each of his 10 full-time seasons. He has worked 11 Spring Trainings, five playoff series (2017 ALDS, ALCS and WS; 2015 ALDS; 2010 NLCS) and the 2015 AL Wild Card Game, as well as the 2017 Major League Baseball All-Star Game. Additionally, he helped plan and coordinate the media aspects of MLB's 2012 and 2013 Urban Invitational in Houston.
- Prior to joining the Astros full-time in 2008, Grande split his 2007 season interning in the Media Relations departments for the then Florida Marlins and the Astros.
- Grande also has experience outside the sports industry while working at two different public relations entities, both based out of Austin, Texas. In 2006, Grande got his professional start as an intern with BookPros Publishing Company in their publicity department. He moved on to intern for the public relations agency GCI Read-Poland in their public affairs department before leaving to pursue a career in sports.
- Grande received his bachelor's degree in public relations with a minor in business from Texas State University-San Marcos in May of 2006. A native of Tomball, Texas, Grande graduated from Klein Oak High School in Spring. He resides in Tomball with his wife, Ginny. The couple is expecting their first child, due in April.



DENA PROPIS

SENIOR MANAGER, COMMUNICATIONS



Dena Propis enters her sixth season with the World Champion Houston Astros, her second as Senior Manager of Communications.

- Dena handles the majority of the business PR and communications for the ballclub as well as all internal and external publications, including the monthly Astros Game Day Magazine. She manages projects cross-departmentally, particularly creative and editorial campaigns for Astros marketing, community relations and corporate partnerships departments. contributes She is the main Spanish media contact, approves all daily credential requests, travels on select road trips and assists in crisis management efforts in addition to her daily media relations and communications duties.
- Prior to joining the Astros, Dena was the Program Director for KPRC Local 2, the NBC affiliate station in Houston. In addition to maintaining the program schedules and contracts, she authored the on-air editorials delivered by the General Manager and conceptualized and launched the KPRC Prime Blog on the station's website.
- Dena graduated cum laude from Northwestern University where she earned her bachelor's degree in English literature and Spanish language. During her college years, she interned for Arte Público Press, the nation's largest and most established non-profit publisher of contemporary and recovery literature by U.S. Hispanic authors, based at the University of Houston.
- Dena, a born and raised Houstonian, currently resides in the Heights area of Houston. She is an avid reader, enthusiastic traveler, supporter of the Fink Squad and self-professed nerd.



CHRIS PEIXOTO

COORDINATOR, COMMUNICATIONS



Chris Peixoto is in his seventh season as Communications Coordinator after joining the club on a full-time basis in May 2012.

- In addition to handling day-to-day media relations and communications duties, Peixoto contributes to all aspects of the club's baseball information and game day operations. He assists with coordinating front office, manager, coach and player interview requests; contributes content for the Astros media guide and Game Day Magazine; handles the club's minor league information and media requests; and oversees all Spring Training credential requests.
- Peixoto travels with the club on select road trips throughout the year and has worked the entirety of Spring Training every year since 2014. He has worked four playoff series with the Astros (2017 ALDS, ALCS, WS; 2015 ALDS) and assisted Major League Baseball with the 2016 ALCS in Toronto.
- Peixoto first joined the Astros Media Relations department as a summer intern in 2010, before serving as a Baseball Operations intern with the club during the 2011 season.
- Peixoto received his Bachelor of Science degree in sport management from the University of Massachusetts in May 2012. During his four years at UMass, he was an intern in the school's athletic media relations department. Peixoto also served an internship with the Kraft Sports Group in the summer of 2009.
- A native of Dighton, Mass., Peixoto graduated from Dighton-Rehoboth High School in 2008. He currently resides in Houston with his wife, Angela.



DANNY FARRIS

MANAGER, SOCIAL MEDIA



Danny Farris (@FarrisDanny) enters his third season as the Astros Social Media Manager.

- Danny is responsible for strategy and execution across all social media platforms (Twitter, Facebook, Instagram, etc.) for the Astros. He actively develops and manages the team's social media campaigns, including baseball and business operations, marketing initiatives and support for the Astros Foundation and community efforts.
- Prior to joining the Astros in March 2016, Danny spent two seasons with the Angels in their media relations department. He got his start in baseball by spending the 2013 season in the MLB Fan Cave.
- Danny spent a year at Pepperdine University before transferring to Virginia Tech.
- Originally from Garden Grove, Calif., Danny is a huge fan of free desserts and enjoys spending his free time with his friends Jake and Joe, who are very good boys.



ALEX BIERENS DE HAAN

TEAM PHOTOGRAPHER



Alex Bierens de Haan enters his fourth season with the Houston Astros, his third as team photographer.

- Alex Bierens de Haan first joined the Astros in April 2015. Along with shooting every Astros home game, he is responsible for all of the photography needs within the organization including event photography, digital archiving, photo requests, photo editing, shoot planning and creative content production. Alex also serves as the team connect four grand champion, holding a perfect record against anyone who challenges him in a first to 10 duel.
- Alex moved to the United States in 2013 from his hometown of Sydney, Australia after graduating with a Bachelor of Fine Arts with a major in Photomedia from the University of New South Wales. Prior to joining the Astros, Alex lived in New York City where he worked as a freelance photographer with companies including Madison Square Garden, the New York Mets, the Prudential Center, Nike, Winter X Games and US Open Tennis. He has now shot two World Series, a Super Bowl and countless photos of his colleagues in action.
- Alex is now locked in as a proud Australian-Houstonian implant and lives in midtown with his two dogs, Bingo and Bozzie, and his two micro-pigs, Snacks and Jake, who are very good boys.



LAUREN BLACKWELL

CONTENT PRODUCER + HOST



Lauren Blackwell enters her fourth season with the Houston Astros, her third as Content Producer/Host.

- Lauren serves as a Content Producer in the Ballpark Entertainment department, as well as the in-game host and host of Astros All Access.
- Prior to joining the Astros, Lauren worked in production at ESPN in Bristol, Conn., followed by three years as a news anchor at KLST in San Angelo, Tex. and WFFF in Burlington, Vt. She then spent time as a producer and reporter for Oklahoma State University athletics on Fox Sports Southwest.
- Lauren earned her bachelor's degree in Sports Media - Broadcast from Oklahoma State University in 2010 and will earn a master's degree in Sports Management from Texas A&M University in 2018.
- Born and raised in the suburbs of Chicago, Lauren is proud to have settled in Houston, Texas.



BILL BAPTIST

TEAM GAME DAY PHOTOGRAPHER



Bill Baptist has been photographing the Astros for more than a decade.

- He is a freelance photographer who has had his own business in Houston since 1980.
- Bill has been the team photographer for the Houston Rockets since 1985, the Houston Texans since day one (2002) and the Houston Comets from day one (1996-2008). He was the team photographer for the Houston Oilers for 10 years and Rice University for 26 years.
- He has done assignments and been published by *Newsweek*, *Time*, *Sports Illustrated*, *Sports Illustrated for Kids*, *ESPN the Magazine*, *Sporting News*, *Houston Chronicle*, *Baseball America*, Major League Baseball, NFL, NBA, WNBA, Adidas, Puma and Nike.
- Bill has two children, Isabelle and William, both 12 years old.



BOB FORD

ASTROS PA ANNOUNCER



The 2018 season marks Bob's 25th as the Astros Public Address Announcer.

- Bob first joined the Astros in 1994 and has been with the organization ever since, announcing the final six seasons in the Astrodome as well as the MLB All-Star Game in 2004, the Astros World Series run in 2005 and the Astros World Series Championship in 2017.
- He began his career as a PA announcer at Galveston's Pony-Colt Stadium at the age of 13 where he played shortstop and first base two nights a week and served as PA the other three nights.
- Bob started in radio at the age of 15 at Galveston's KGBC and KILE stations. He spent more than 20 years on the radio in the Houston market on KXYZ, KAUM, KSRR 97 Rock, KLOL Rock 101 and KZFX Z107 where he worked with longtime Houston DJ Crash Collins on the "Bob & Crash" morning show.
- He also served as the backup PA announcer for the Dallas Cowboys at Texas Stadium, and was the image voice for the Cowboy's Silverstar Network.
- Bob currently owns and operates Bob Ford Productions, Inc. and has been doing voice-overs for radio and TV since 1986. He voiced award-winning projects for PBS, Showtime, Encore and Cartoon Network as well as TV and radio stations coast to coast.
- The 2018 season also marks Bob's fifth as the PA Voice of TDECU Stadium for University of Houston football.
- Bob is married to the former Pamela Terry from Humble, Texas. He has three sons: Chris (27), Charlie (25) and Colton (22).
- He is a fifth-generation Galvestonian, and still lives on the island.

MLB GUIDELINES FOR THE MOVEMENT OF RETRACTABLE ROOFS

- The decision as to whether a game begins with the roof open or closed rests solely with the home club.
- If the game begins with the roof open: it shall be closed only in the event of impending rain or other adverse weather conditions. The decision to close the roof shall be made by the home club, after consultation with the Umpire Crew Chief.
- The Umpire Crew Chief shall notify the visiting club, which may challenge the opening of the roof if it feels that a competitive imbalance will arise. In such an event, the Umpire Crew Chief shall make a final decision based on the merits of the challenge.
- Once the roof is closed during a game, it shall not be re-opened.
- If the game begins with the roof closed: it may be opened when, in the opinion of the home club, the climatic environment has reached a level where fan comfort and enjoyment will be best served by opening the roof to the natural atmospheric conditions. Notwithstanding the foregoing, the following guidelines should be applied to opening the roof during a game.
 - > The roof may only open once during a game.
 - > The Umpire Crew Chief will be notified at the commencement of the inning that the roof will be opened at the inning's conclusion.
 - > The Umpire Crew Chief shall notify the visiting club, which may challenge the opening of the roof if it feels that a competitive imbalance will arise. In such an event, the Umpire Crew Chief shall make a final decision based on the merits of the challenge.
 - > The opening of the roof shall only commence between innings.

NEVER
SETTLE



MINUTE MAID PARK

The 2018 season marks the 19th season of baseball at Minute Maid Park. The venue has hosted numerous special events, including the 2004 All-Star Game and Home Run Derby, the 2005 World Series, the 2014 Civil Rights Game, Super Bowl LI Opening Night, the 2017 World Series, major concert events, weddings, graduations and galas.

The year 2000 saw something the grand old game of baseball had not experienced since 1964 — a Major League team in Houston playing on natural grass outdoors. While clear skies and real grass were welcome additions for fans, the Bayou City hardball-faithful also enjoyed another first, Minute Maid Park's 242 foot-tall retractable roof. More than 3 million fans embraced the new ballpark in its inaugural season. Since then, the club has welcomed more than 44 million visitors during the facility's 18-season tenure.

Minute Maid Park has become a welcome home for the Houston Astros and has ushered in a new era of Major League sports in the city. With the downtown ballpark, Houston continues to stand on the forefront of modern stadium construction that began with the club's previous home — the Astrodome. The park's retractable roof brought open-air baseball to Houston for the first time in 35 years, and the natural grass field and classic architecture provided the opportunity of capturing the same atmosphere from the great ballparks of baseball's golden age.

Approval of the ballpark, however, was not limited to the applause of the fans. Less than one calendar year after its opening, Minute Maid Park had already been recognized on local, state and national levels with several awards. The following are the first three major awards with which the new home of the Astros were honored:

- **Greater Houston Preservation Alliance, 2000 Good Brick Award.** The President's Award was presented to former owner Drayton McLane, the Astros and the Harris County-Houston Sports Authority for the renovation of the 1911 Union Station building. The Good Brick Awards are presented annually in recognition of leadership and excellence in historic preservation.
- **Most Outstanding Civil Engineering Project.** This honor came from the Texas Section of the American Society of Civil Engineers (ASCE), a professional organization that represents the vast majority of civil engineers.
- **National Honor Award for Engineering Excellence.** This national recognition for engineering excellence came from the American Consulting Engineers Council (ACEC). This honor stamped Minute Maid Park as one of the top 24 engineering projects among all buildings and civil works projects nationally.

LOCATION: Minute Maid Park is located at 501 Crawford Street on the northeast end of downtown Houston. Situated near the George R. Brown Convention Center, Discovery Green and BBVA Compass Stadium, the ballpark is located one block west of U.S. 59 and is bound by Congress Avenue on the north, Texas Avenue on the south, Crawford Street on the west and Hamilton Street on the east.

HISTORY: The idea for a public-private financing drive for a downtown Houston ballpark was conceived in 1996. Fourteen leading Houston companies joined together to form the Houston Sports Facility Partnership. The Partnership agreed to provide a \$35 million interest-free loan with no repayment due until 10 years of ballpark operation had passed. With the Partnership's initial commitment, the Harris County-Houston Sports Authority had the support it needed to present a ballpark proposal to the public in November 1996. Voters approved the \$250 million project.



ALL-STAR GAME: In 2004, Minute Maid Park played host to the 75th Major League Baseball All-Star Game. More than 350,000 people participated in All-Star Week activities, which included the Futures Game, the Legends/Celebrity Softball Game, and the Home Run Derby - all of which took place at Minute Maid Park - in addition to the John Hancock All-Star Fan Fest. The week culminated with the All-Star Game and a 9-4 American League win over the National League squad. Four Astros played for the National League squad, including the NL starting pitcher Roger Clemens, Carlos Beltran, Jeff Kent and Lance Berkman.

FIRST GAMES: The Houston Astros and New York Yankees played an exhibition game on March 30, 2000, with Houston winning 6-5. The Astros hosted the Philadelphia Phillies in the first official regular-season game on April 7, 2000, with Philadelphia winning 4-1.

ARCHITECT: The Architect of Minute Maid Park was HOK Sports Facilities Group, along with Construction Manager Brown & Root Services, a business unit of Halliburton Company.

THE NAME: On June 5, 2002, the Houston Astros and The Minute Maid Company announced that they had expanded their relationship to create a long-term marketing and community partnership. The multi-year partnership agreement included naming rights for the downtown ballpark, rechristening the field "Minute Maid Park."

The partnership agreement also stipulated the pouring rights for products of The Coca-Cola Company, ongoing advertising and marketing programs, and a commitment by Minute Maid to support youth baseball programs in the Houston area.

The Minute Maid Company is an operating unit of The Coca-Cola Company and the flagship of its worldwide fruit beverage business. The Minute Maid Company has been headquartered in Houston since 1967.

Houston's downtown ballpark was originally named Enron Field on April 7, 1999, and was renamed Astros Field on Feb. 27, 2002, by an agreement between the Houston Astros and Enron Corporation.

SIZE: The building dimensions cover 28.97 acres of gross square footage, a total of 1,263,240 square feet. The height is 93 feet to the last seating tread, equivalent to a nine-story building.

TRAIN: A replica of a 19th century locomotive (circa 1860) and linked coal tender is a fan favorite. The train provides an architectural icon which combines sight, sound and motion for a dynamic entertainment and celebration feature. It also provides a link to the past for Houston and the Union Station site. The train was designed by Uni-Systems and built by SMI & Hydraulics, which also provided the transporters for the retractable roof. Weighing close to 50,000 pounds, the train runs some 800 feet along the low roof track on the west side of the ballpark.

INAUGURAL GAME



NEW YORK YANKEES VS. HOUSTON ASTROS MARCH 30, 2000

	000	005	000	R	H	E
New York				5	6	0
Houston	002	000	04x	6	9	1

HR: New York - O'Neill, Ledee

HR: Houston - Ward
Clemens, Erdos (6) and GRIMSLEY (7)
Gooden, Cabrera (6), Perez (7),
J. POWELL (8), Wagner (9, 5)

Time: 2:50 **Attendance:** 40,624

LINEUPS

Yankees	Astros
Knoblauch, 2b	Biggio, 2b
Jeter, ss	Cedeno, cf
O'Neill, rf	Bagwell, 1b
Williams, cf	Caminiti, 3b
Martinez, 1b	Alou, rf
Spencer, lf	Hidalgo, lf
Posada, c	Meluskey, c
Brosius, 3b	Bogar, ss
Clemens, p	Gooden, p

REGULAR SEASON OPENER



PHILADELPHIA PHILLIES VS. HOUSTON ASTROS APRIL 7, 2000

	000	000	220	R	H	E
Philadelphia				4	6	0
Houston	000	000	100	1	5	0

HR: Philadelphia - Rolen, Gant

HR: Houston - Hidalgo
WOLF, Gomes (8, 5)
DOTEL, Henry (7), J. Powell (9)

Time: 2:43 **Attendance:** 41,583

LINEUPS

Phillies	Astros
Glanville, cf	Biggio, 2b
Gant, lf	Cedeno, cf
Abreu, rf	Bagwell, 1b
Rolen, 3b	Caminiti, 3b
Brogna, 1b	Alou, rf
Lieberthal, c	Hidalgo, lf
Morandini, 2b	Eusebio, c
Arias, ss	Bogar, ss
Wolf, p	Dotel, p

UNION STATION: According to HOK's design platform, the most literal tie between Houston's past and its new ballpark is a physical line to Union Station. On March 2, 1911, Houston's second downtown Union Station, rebuilt at a cost of \$500,000, opened its doors for the first time. In the 104 years since, it has served as an epicenter of the city's population growth, been a catalyst for commercial evolution, and become an identifying landmark within the downtown skyline.



Houston was once described as "Where 17 Railroads Meet the Sea". An article in a 1913 issue of "The Rotarian" called Houston the "City of First Consideration" and "The Largest Manufacturing City in the Southwest." Union Station was at the center of it all, the hub of a strong industrial municipality that specialized in oil, rice, sugar and lumber. The historic landmark has also served as a shelter for hurricane refugees and has been visited by Presidents of the United States.

Trains with names such as Acadian, Argonaut, Katy Flyer, California Special, Lone Star, Orleanean and Pioneer made hundreds of stops at Union Station during its active period (1911-1974). Other trains with monikers such as Sam Houston Zephyr, Southerner, Sunset Limited, Sunshine Special, Texas Chief, Texas Eagle, Texas Rocket and Valley Eagle routinely picked up passengers there as well.

The first-floor Great Hall still includes much of Union Station's original architectural work. It currently serves as a general reception area for guests, functions as an event space, and houses the Astros Team Store. Each Astros fan who enters Minute Maid Park through Union Station retraces the steps of passengers who boarded trains in another era.

Today, the conference rooms and event spaces occupying the second and third floor of the renovated Union Station at Minute Maid Park (open 365 days a year) are named after some of the trains listed above. They are honored as both a tribute to hardworking rail personnel and in remembrance of Union Station's historic importance.

The Houston Astros executive offices occupy the fourth and fifth floors of the building. The sixth floor houses the Roof Deck and Club House at Union Station, where groups of up to 100 people can watch Astros baseball with scenic views of downtown Houston as a backdrop.

Though it sat vacant for a quarter century from 1974-1999, the former transit hub has re-taken its rightful place on the Houston skyline, now serving as the gateway to Astros baseball and remaining an important landmark in downtown Houston.

MINUTE MAID PARK FIRSTS

First Game:	April 7, 2000 vs. Philadelphia Phillies
Attendance:	41,583
Astros Starting Lineup:	2B Craig Biggio, CF Roger Cedeno, 1B Jeff Bagwell, 3B Ken Caminiti, RF Moises Alou, LF Richard Hidalgo, C Tony Eusebio, SS Tim Lincecum, P Octavio Dotel
First Pitch:	Dotel (called strike)
First Game Time And Temperature:	7:08 p.m. CDT, 79 degrees
First Batter:	Phillies CF Doug Glanville
Winning Pitcher:	Phillies LHP Randy Wolf
Losing Pitcher:	Dotel
First Save:	Phillies RHP Wayne Gomes
First Hit:	Glanville singled to right to lead off the game
First Astros Hit:	Biggio singled to Center to lead off the bottom of the 1st
First Run:	Phillies 3B Scott Rolen homered to left field to lead off the 7th
First Astros Run:	Hidalgo homered to center field in the 7th
First Single:	Glanville in the 1st
First Double:	Phillies 1B Rico Brogna in the 7th
First Triple:	Astros SS Tim Lincecum in the 2nd on April 8 vs. Philadelphia
First Home Run:	Rolen in the 7th
First Astros Home Run:	Hidalgo in the 7th
First Grand Slam:	Astros 3B Ken Caminiti off Brewers LHP Scott Karl on May 9
First Inside-the-park Home Run:	SS Adam Everett on Aug. 6, 2003 off New York Mets LHP Pedro Feliciano
First RBI:	Rolen in the 7th inning
First Putout:	Eusebio on a strikeout of Phillies LF Ron Gant
First Error:	Phillies C Tom Prince in the 5th inning trying to catch Biggio stealing second on April 8
First Stolen Base:	Glanville stole second after his leadoff single
First Caught Stealing:	Phillies RF Bobby Abreu in the 4th inning (Eusebio To Bogar) on April 9
First Strikeout:	Gant swinging in the 1st inning
First Walk:	Bagwell in the 1st inning
First Day Game:	Saturday, April 8, 2000 At 2:05 p.m. vs. Philadelphia
First Cycle:	Diamondbacks LF Luis Gonzalez on July 5
First Astros Cycle:	Bagwell, July 18, 2001 vs. St. Louis
First No-Hitter:	Mike Fiers, Aug. 21, 2015 vs. LAD

PLAYING FIELD: Featuring Platinum TE Paspalum grass, the playing surface covers 2.5 acres. The drainage and irrigation systems include 6,682 linear feet of perforated pipe and 4,406 linear feet of PVC pipe, respectively. A total of 51 irrigation heads help make the job for Head Groundskeeper Izzy Hinojosa and his staff much easier.

All grassed areas of the playing field are also constructed to USGA golf green construction specifications, allowing for excellent drainage and a growing media which is ideal for maintaining high-performance turfgrass.

SOUNDS: More than 400 speaker cabinets are scattered throughout the seating areas and almost 1,000 are found along the concourses. The speakers are distributed throughout the ballpark to have cabinets as close to the fans as possible.


THE ROOF: Architects from the HOK Sports Facilities Group recommended early on that a retractable roof would be appropriate for the Texas climate. Since building the first retractable-roof ballpark – the Skydome in 1989 – designers have crafted several kinds of retractable roofs. Some, for instance, open only over a small central section. The roof at Minute Maid Park, however, retracts completely off the ballpark to reveal the largest open area of any retractable roofed baseball stadium in existence today. A total of 50,000 square feet of glass in the west wall of the retractable roof gives fans a view of the Houston skyline, even when the roof is in the closed position.

Uni-Systems provided the technical expertise to design the best roof structure for Minute Maid Park. Mechanized roof panels open and close in 14-20 minutes. The roof moves back and forth an estimated 160 times a year, a distance of 14.6 miles. To cover the ballpark, steel panels roll in sequence along tracks on the east and west sides of the stadium. When the roof is open, the southern and northern panels, each of which measures 537 by 120 feet and weighs 1,905 metric tons, rest at the north end below the large middle section with its dimension of 589 by 242 feet and a weight of 3,810 metric tons. Designers determined the roof's shape – lower side panels flanking the high center panel – by tracking a batted baseball's hyperbolic flight path. Forged steel wheels, 140 in total, measuring 35 inches in diameter transport the three roof panels.

SPECIAL AMENITIES: The Minute Maid Squeeze Play area along the right field line provides children with a fun, safe, interactive experience. The Clock Tower near home plate, along Texas Avenue is a popular gathering point for fans, and it also features a carillon to provide music at appropriate times of the day.

CONCESSIONS: Prior to the 2014 season the Astros and their exclusive food and beverage partner, Aramark, unveiled a \$1.8 million renovation to Minute Maid Park's main concourse, featuring eight new food and beverage concepts. As part of the transformation to enhance the dining experience, the Astros and Aramark completely overhauled the look and feel of the stands by re-branding each concept with a new name and menu, adding more vibrant signage and lighting, and introducing contemporary color schemes and decor. With the 2014 extension of the Astros and Aramark partnership, future enhancements will continue to incorporate fan feedback and market research into the development and design of new menu concepts and dining options throughout Minute Maid Park. In addition, they will explore new and unique ways to showcase Houston's cuisine and culinary talent, such as local top chef Bryan Caswell who has partnered with Aramark the past four seasons to bring his signature menu items to Minute Maid Park.

TECHNOLOGY: Following the 2010 season, the Houston Astros installed two new, high-definition video boards and a large ribbon board at Minute Maid Park in time for the start of the 2011 Major League Baseball season. The new primary video board is located in right field and measures 54 feet high and 124 feet wide (approximately 6,695 square feet), making it the third-largest board of its kind in the Major Leagues when installed. The Astros previous video board that had been in the ballpark since its inception in 2000 was 26 feet high and 45 feet wide. Additionally, the Astros have the largest video board in the Major Leagues featuring 1080i display format. A smaller video board, measuring 24 feet high by 40 feet wide, was installed in left field, and a ribbon board, stretching from foul pole to foul pole and more than 1,000 feet long, was also added. A speed pitch board and an old-fashioned, manually-operated scoreboard keep fans on top of the action in the ballpark and in every other big league venue. When it opened in 2000, Minute Maid Park was the first major sports facility to feature a closed-captioning board for the hearing impaired. Daktronics, one of the world's largest suppliers of electronic boards, is the company responsible for the Astros new boards. The new state-of-the-art HD video board high atop Minute Maid Park provides fans with award-winning special video features and effects created by Astros Productions that is unlike anything in Major League Baseball.



CENTER FIELD RENOVATION

On Oct. 10, 2016, the Houston Astros broke ground on their center field renovation at Minute Maid Park.

The new center field area includes improved seating options, new food and beverage options, the addition of escalators and elevators to improve fan access and revisions to the playing field, including the removal of Tal's Hill. These improvements are part of a continuing effort to make Minute Maid Park one of Houston's premier destinations year-round.

On Dec. 1, 2016, the Houston Astros and Aramark, the exclusive food and beverage provider at Minute Maid Park, announced that Torchy's Tacos and Shake Shack will be featured as concession options in the newly renovated center field area of Minute Maid Park.

Torchy's Tacos is located on the mezzanine level of the new center field area and is accessible from the main concourse. Shake Shack is located on the main concourse in center field.

FUN FACTS:

- The former center field distance of 436 feet moved to 409 feet, taking Minute Maid Park from the deepest center field distance to the sixth-farthest in the league. In 2016 alone, the Astros hit approximately 10 balls to Tal's Hill for extra bases, all of which would have been home runs in the renovated center field area.
- The seating capacity of Minute Maid Park remains essentially the same, with improved visibility for fans to enjoy the game from center field.
- The renovation of center field resulted in a total of three new bar locations, four additional food locations and a premium group seating area at field level, creating the first and only field-level seating area available at Minute Maid Park.
- The design of the new center field area was in partnership with MSA Sport and influenced by feedback from fans, current and former players and front office personnel. Astros executives also visited over 20 MLB ballparks as part of the center field project planning process.



MINUTE MAID PARK BY THE NUMBERS

PLAYING FIELD DISTANCES

Left Field Line:	315 ft, 19-ft wall
Left Field Power Alley:	362 ft, 25-ft wall
Center Field:	409 ft, 10-ft wall
Right Field Power Alley:	373 ft, 10-ft wall
Right Field Line:	326 ft, 7-ft wall

BALLPARK TIMELINE

Sept. 1996	Design work begins
Oct. 11, 1996	Conceptual design unveiled
Oct. 30, 1997	Groundbreaking
Oct. 31, 1998	30 percent completed
May 1, 1999	60 percent completed
Jan. 2000	90 percent completed
Feb. 15, 2000	Playing field placed
March 30, 2000	First exhibition home game vs. the New York Yankees
April 7, 2000	First regular-season home game vs. the Philadelphia Phillies
Oct. 7, 2001	First playoff home game vs. the Atlanta Braves
Jan. 2, 2011	Finished installation of HD video board
April 2016	Finished center field renovation

MMP SEATING

Total Seating:	41,168
Diamond Club:	331
Inspirity Club:	178
Field Boxes:	9,548
Dugout:	6,325
Crawford Boxes:	572
Bullpen Boxes:	2,400
Center Field:	481
Club Level:	4,688
Mezzanine:	1,456
Suite Level:	900
Terrace Deck:	3,320
View Deck:	7,898
Outfield Deck:	3,071
Disabled Seating (all levels):	741 spaces
Home Plate to First Row Spectator:	49 feet
1st/3rd Baseline to Nearest Spectator:	43 feet
1st/3rd Base to First Row Spectator:	57 feet
Right/Left Field seats to Foul Line:	five feet

MINUTE MAID PARK CONSTRUCTION FACTS

Cost:	\$248.1 million
Design Architect:	HOK Sports Facilities Group
Construction Manager:	Brown & Root Services

BUILDING DIMENSIONS

Gross Square Footage:	28.97 acres (1,263,240 sq. feet)
Footprint:	12.25 acres (533,937 sq. feet)
Site:	38.51 acres (1,677,600 sq. feet)
Height (fixed):	93 feet to the last seating tread, equivalent to a nine-story building

FIELD

Playing Surface:	Platinum TE Paspalum
Size:	2.5 acres
Infield Foundation:	6 inches of clay top-dressed with a thin layer of calcined (fired to 1600 degrees) clay.
Drainage Pipe:	6,682 linear feet of perforated pipe (1.25 miles)
Irrigation Pipe:	4,406 linear feet PVC pipe (.83 miles)
Irrigation Heads:	51 sprinkler heads

MATERIALS

Concrete:	86,350 cubic yards
Rebar:	74,004 tons
Structural Steel:	10,060 tons
Brick:	80,500 cubic yards
Glass:	174,600 cubic yards of glass
Doors:	1,415
Railings:	42,250 feet or eight miles

MOVING ROOF FACTS

Horizontal Dimensions:	
Panels 1 and 3:	120 feet by 537 feet (64,430 square feet)
Panel 2:	242 feet by 589 feet (142,641 square feet)
Total Moving Roof Area:	271,500 square feet
Glass Area at West End:	
Panels 1 and 3:	120 feet by 92 feet high (11,040 square feet)
Panel 2:	242 feet wide by 115 feet high (27,830 square feet)
Total Moving Glass Area:	49,910 sq. feet (1.15 acres)
Height above Short Center Field:	204 feet
Height above Street Level:	242 feet
Truss Depth at Mid-Span:	40 feet
Approximate Weight of Steel:	10,000,000 pounds
Approximate Time to Close/Open:	12-20 minutes

FROM THE OUTSIDE

Enclosed on-site parking:	96 spaces
Reserved on-site parking:	2,040 spaces
Off-site parking:	25,179 within a half mile of the ballpark with street parking excluded
Entry Points:	10
Ticket Windows:	38

CONCOURSES

Miles around Main Concourse:	1/3 of a mile; you would have to circle the concourse 79 times to equal the length of the Houston Marathon.
Main Concourse Width:	45 feet
Upper Concourse Width:	34 feet
Honda Club Concourse Width:	22 feet

PUBLIC RESTROOMS

Total Men's:	26
Total Women's:	27
Total Family:	17
Men's Fixtures:	303
Women's Fixtures:	313
Fixture Ratios:	1 for every 66 women, 1 for every 68 men (assuming 50% male and 50% female spectators, and not including the family toilets.)

HONDA CLUB LEVEL LOUNGES

East Lounge:	5,400 square feet
South Lounge:	4,200 square feet
Total:	9,600 square feet

CONCESSIONS

Concession Stands:	41
Concession Stands (w/built-in stands and bars):	47
Team Retail Stores:	10
Retail Points of Sale:	34
Points of Sale:	311

VERTICAL TRANSPORTATION

Passenger Elevators:	11
Escalators:	13
Public Stairways:	10
Pedestrian Ramps:	1

BEHIND THE SCENES

Press Area:	7,500 square feet
Astros Clubhouse:	2,975 square feet
Visitors Clubhouse:	2,109 square feet
Truck Docks:	8

Minute Maid *Parks*

Architect:HOK Sports Facilities Group
Contractors:Brown & Root Construction
 Barton Marlow
 Empire Construction
Interior Design:JKL International
Roof transport system:Uni-Systems
Structural Steel:Hirschfeld Steel Company
Scoreboard/Video Board:Daktronics
Electrical:Fisk Electric Company
Concrete:Hensel Phelps Construction
Grass:Milberger Turf Sales
Exterior glass:Standard Glass & Mirror
Union Station:The Trevino Group
Mechanical:Way Engineering Company

A VENUE FOR ANY EVENT

- 2000 George Strait Music Festival
- Annual Houston College Classic
- One Houston United Fundraiser for Hurricane Allison
- 2003 American Idol Auditions
- 2004 Bud Bowl Concerts, Staind & Tim McGraw
- Coca-Cola Super Bowl Batting Practice
- 41@80 - President George Bush's 80th Birthday Party
- Lakewood Church Easter Service
- 2004 Futures Game
- 2004 Home Run Derby
- 2004 All-Star Game
- Walter P. Moore Diamond Anniversary Gala
- 2006 CONCACAF Champions Cup
- University of Houston Downtown Commencements (Fall and Spring)
- Redstone Golf Event celebrating the life of Butch Harmon (with Fred Couples and other professional golfers)
- Madonna's 'Sticky & Sweet' tour, 2008
- The Rachael Ray Show: Brides of Harris County wedding special, 2008
- The Boy Scouts 100th Anniversary Celebration, 2010
- Microsoft WPC Conference Reception
- Taylor Swift's 'Speak Now' tour, 2011
- MD Anderson's 75th Anniversary Celebration
- Starbucks Vice President's Reception
- President Obama Fundraiser
- Paul McCartney 2012 'On the Run Tour'
- Beyoncé and Jay-Z 'On the Run Tour', 2014
- Taylor Swift '1989 World Tour', 2015
- Cricket All-Stars, 2015
- Super Bowl LI Opening Night, 2017
- 2017 Geico Bassmaster Classic



FIRST LEVEL	SECOND LEVEL	THIRD LEVEL
■ DIAMOND CLUB	■ FIELD BOX II	■ TERRACE HOME PLATE
■ INSPIRITY CLUB	■ FIELD BOX III	■ TERRACE INFIELD
■ DUGOUT BOX I	■ FIELD BOX IV	■ TERRACE OUTFIELD
■ DUGOUT BOX II	■ CRAWFORD BOXES	■ MEZZANINE
■ DUGOUT BOX III	■ BULLPEN BOXES	■ TORCHY'S MEZZANINE DECK
■ FIELD BOX I	■ FIELD LEVEL SUITE	■ VIEW DECK I
	■ BUDWEISER BOX TIERS	■ VIEW DECK II



Manager: A.J. Hinch (14); **Coaches:** Gary Pettis (8), Joe Espada (20), Alex Cintron (37), Dave Hudgens (39), Jeff Albert (46), Doug White (54), Brent Strom (56)

Head Athletic Trainer: Jeremiah Randall; **Assistant Athletic Trainer:** Scott Barringer; **Senior Manager, Team Operations:** Derek Vigoa; **Vice President, Communications:** Gene Dias

No.	Pitchers (22)	B/T	HT/WT	Born	Birthplace	Residence	'17 Club(s)	W-L	ERA	G	GS	CG	SHO	SV	IP	H	R	ER	BB	SO	ML-Serv.
52	Boshers, Buddy	L/L	6-3/205	5/9/88	Huntsville, AL	Huntsville, AL	MINNESOTA Rochester (AAA)	1-0 0-0	4.89 3.68	38 18	0 0	0 0	0 0	0 0	35.0 14.2	37 16	20 6	19 6	10 8	28 15	1.127
45	Cole, Gerrit	R/R	6-4/225	9/8/90	Newport Beach, CA	Santa Ana, CA	PITTSBURGH	12-12	4.26	33	33	0	0	0	203.0	199	98	96	55	196	4.111
65	Deetz, Dean	R/R	6-1/207	11/29/93	Nixa, MO	Nixa, MO	Fresno (AAA) Corpus Christi (AA)	3-4 4-2	6.40 1.82	17 8	10 6	0 0	0 0	0 0	45.0 39.2	46 27	34 8	32 8	41 9	55 42	0.000
47	Devenski, Chris	R/R	6-3/209	11/13/90	Cerritos, CA	Artesia, CA	HOUSTON	8-5	2.68	62	0	0	0	4	80.2	50	26	24	26	100	2.000
53	Giles, Ken	R/R	6-2/205	9/20/90	Albuquerque, NM	Phoenix, AZ	HOUSTON	1-3	2.30	63	0	0	0	34	62.2	44	16	16	21	83	3.113
26	Gose, Anthony	L/L	6-1/190	8/10/90	Bellflower, CA	Bellflower, CA	Lakeland (A)	0-2	7.59	11	0	0	0	0	10.2	7	9	9	6	14	2.125
64	Guduan, Reymin	L/L	6-4/212	3/16/92	San Pedro de Macoris, DR	San Pedro de Macoris, DR	HOUSTON	0-0	7.88	22	0	0	0	0	16.0	24	14	14	12	16	0.068
61	Gustave, Jandel	R/R	6-2/224	10/12/92	Pimentel, DR	Santo Domingo, DR	Fresno (AAA)	5-7	5.87	39	0	0	0	1	46.0	61	33	30	14	47	
36	Harris, Will	R/R	6-4/249	8/28/84	Houston, TX	Houston, TX	HOUSTON	0-0	5.40	6	0	0	0	0	5.0	5	4	3	7	2	1.036
							HOUSTON	3-2	2.98	46	0	0	0	2	45.1	37	15	15	7	52	4.102
							Fresno (AAA)#	0-0	18.00	1	0	0	0	0	1.0	2	2	2	1	1	
							Corpus Christi (AA)#	0-0	0.00	1	0	0	0	0	1.0	0	0	0	0	1	
							Buies Creek (A)#	0-0	0.00	1	1	0	0	0	1.0	0	0	0	0	2	
51	Hoyt, James	R/R	6-6/237	9/30/86	Boise, ID	Boise, ID	HOUSTON	1-0	4.38	43	0	0	0	0	49.1	51	24	24	14	66	1.034
							Fresno (AAA)	2-0	1.93	13	0	0	0	4	14.0	10	3	3	6	18	
60	Keuchel, Dallas	L/L	6-3/207	1/1/88	Tulsa, OK	Tulsa, OK	HOUSTON	14-5	2.90	23	23	1	0	0	145.2	116	50	47	47	125	5.089
							Corpus Christi (AA)#	0-0	0.00	1	1	0	0	0	3.0	2	0	0	1	3	
							Tri-City (A)#	1-0	1.80	1	1	0	0	0	5.0	3	1	1	0	5	
58	Martes, Francis	R/R	6-0/249	11/24/95	Cotui, DR	Santo Domingo, DR	HOUSTON	5-2	5.80	32	4	0	0	0	54.1	51	40	35	31	69	0.166
							Fresno (AAA)	0-2	5.29	8	8	0	0	0	32.1	40	24	19	28	38	
43	McCullers Jr., Lance	L/R	6-1/203	10/2/93	Tampa, FL	Houston, TX	HOUSTON	7-4	4.25	22	22	0	0	0	118.2	114	61	56	40	132	2.140
							Fresno (AAA)#	0-1	9.00	1	1	0	0	0	3.0	3	3	3	5	1	
31	McHugh, Collin	R/R	6-2/192	6/19/87	Naperville, IL	Atlanta, GA	Corpus Christi (AA)#	1-0	3.60	1	1	0	0	0	5.0	5	2	2	1	2	
							HOUSTON	5-2	3.55	12	12	0	0	0	63.1	62	27	25	20	62	4.085
							Fresno (AAA)#	0-0	27.00	1	1	0	0	0	1.0	3	3	3	1	1	
50	Morton, Charlie	R/R	6-5/220	11/12/83	Flemington, NJ	Bradenton, FL	Corpus Christi (AA)#	0-0	3.60	4	4	0	0	0	15.0	18	10	6	4	11	
							HOUSTON	14-7	3.62	25	25	0	0	0	146.2	125	65	59	50	163	9.010
							Fresno (AAA)#	0-1	1.50	2	2	0	0	0	6.0	4	1	1	2	3	
63	Paulino, David	R/R	6-5/222	2/6/94	Nizao, DR	Peravia, DR	Corpus Christi (AA)#	0-0	0.00	1	1	0	0	0	4.1	1	2	0	2	5	
							HOUSTON	2-0	6.52	6	6	0	0	0	29.0	36	21	21	7	34	0.118
							Fresno (AAA)	0-1	4.50	3	3	0	0	0	14.0	11	8	7	9	13	
41	Peacock, Brad	R/R	6-1/208	2/2/88	Palm Beach, FL	West Palm Beach, FL	HOUSTON	13-2	3.00	34	21	0	0	0	132.0	100	46	44	57	161	3.165
83	Perez, Cionel	L/L	5-11/170	4/21/96	Havana, Cuba	Nassau, Bahamas	Corpus Christi (AA)	0-0	5.54	4	3	0	0	0	13.0	15	8	8	5	10	0.000
							Buies Creek (A)	2-1	2.84	5	4	0	0	0	25.1	27	10	8	5	18	
							Quad Cities (A)	4-3	4.39	12	9	0	0	2	55.1	52	30	27	17	55	
62	Rodgers, Brady	R/R	6-2/210	9/17/90	Richmond, TX	Richmond, TX	Fresno (AAA)	2-0	1.10	3	3	0	0	0	16.1	14	2	2	1	11	0.063
30	Rondon, Hector	R/R	6-3/230	2/26/88	Guatire, VZ	Guatire, VZ	CHICAGO (NL)	4-1	4.24	61	0	0	0	0	57.1	50	30	27	20	69	5.000
29	Sipp, Tony	L/L	6-0/194	7/12/83	Pascagoula, MS	Moss Point, MS	HOUSTON	0-1	5.79	46	0	0	0	0	37.1	36	25	24	16	39	8.100
							Fresno (AAA)#	0-0	4.50	2	0	0	0	0	2.0	2	1	1	0	0	
							Corpus Christi (AA)#	0-0	0.00	1	1	0	0	0	1.0	0	0	0	1	2	
35	Verlander, Justin	R/R	6-5/225	2/20/83	Manakin Sabot, VA	Beverly Hills, CA	HOUSTON	5-0	1.06	5	5	0	0	0	34.0	17	4	4	5	43	12.002
							DETROIT	10-8	3.82	28	28	0	0	0	172.0	153	76	73	67	176	

No.	Catchers (3)	B/T	HT/WT	Born	Birthplace	Residence	'17 Club(s)	Avg.	G	AB	R	H	2B	3B	HR	RBI	BB	SO	SB	ML-Serv.
11	Gattis, Evan	R/R	6-4/253	8/18/86	Dallas, TX	Forney, TX	HOUSTON	.263	84	300	41	79	22	0	12	55	18	50	0	5.000
							Corpus Christi (AA)#	.000	2	5	1	0	0	0	0	2	2	0	0	
16	McCann, Brian	L/R	6-3/225	2/20/84	Athens, GA	Suwanee, GA	HOUSTON	.241	97	349	47	84	12	1	18	62	38	58	1	12.117
12	Stassi, Max	R/R	5-10/200	3/15/91	Woodland, CA	Yuba City, CA	HOUSTON	.167	14	24	5	4	1	0	2	4	6	4	0	1.049
							Fresno (AAA)	.266	73	241	54	64	14	0	12	33	38	67	1	
							Corpus Christi (AA)#	.444	3	9	5	4	1	0	2	4	3	3	0	

No.	Infielders (9)	B/T	HT/WT	Born	Birthplace	Residence	'17 Club(s)	Avg.	G	AB	R	H	2B	3B	HR	RBI	BB	SO	SB	ML-Serv.
27	Altuve, Jose	R/R	5-6/164	5/6/90	Maracay, VZ	Pearland, TX	HOUSTON	.346	153	590	112	204	39	4	24	81	58	84	32	6.072
2	Bregman, Alex	R/R	6-0/192	3/30/94	Albuquerque, NM	Houston, TX	HOUSTON	.284	155	556	88	158	39	5	19	71	55	97	17	1.070
1	Correa, Carlos	R/R	6-4/218	9/22/94	Ponce, PR	Santa Isabel, PR	HOUSTON	.315	109	422	82	133	25	1	24	84	53	92	2	2.119
							Fresno (AAA)#	.286	4	14	1	4	0	0	0	4	1	4	0	
							Corpus Christi (AA)#	.300	2	10	2	3	1	0	0	1	0	1	0	
28	Davis, J.D.	R/R	6-3/225	4/27/93	Elk Grove, CA	Elk Grove, CA	HOUSTON	.226	24	62	8	14	4	0	4	7	4	20	1	0.058
							Fresno (AAA)	.295	16	61	10	18	5	0	5	18	9	18	0	
							Corpus Christi (AA)	.279	87	351	49	98	18	0	21	60	31	90	5	
9	Gonzalez, Marwin	S/R	6-1/208	3/14/89	Puerto Ordaz, VZ	Bolivar, VZ	HOUSTON	.303	134	455	67	138	34	0	23	90	49	99	8	5.133
10	Gurriel, Yuli	R/R	6-0/202	6/9/84	Sancti Spiritus, Cuba	Miami, FL	HOUSTON	.299	139	529	69	158	43	1	18	75	22	62	3	1.043
18	Kemp, Tony	L/R	5-6/163	10/31/91	Franklin, TN	Franklin, TN	HOUSTON	.216	17	37	6	8	1	0	0	4	1	5	1	0.132
							Fresno (AAA)	.329	118	504	95	166	23	9	10	62	35	43	24	
23	Reed, AJ	L/L	6-4/275	5/10/93	Terre Haute, IN	Terre Haute, IN	HOUSTON	.000	2	6	0	0	0	0	0	0	0	1	0	0.105
							Fresno (AAA)	.261	127	476	89	124	24	0	34	104	72	146	0	
13	White, Tyler	R/R	5-11/221	10/29/90	Mooreboro, NC	Mooreboro, NC	HOUSTON	.279	22	61	7	17	6	0	3	10	4	16	0	1.006
							Fresno (AAA)	.300	111	436</										

No.	Pitchers (8)	B/T	HT/WT	Born	Birthplace	Residence	'17 Club(s)	W-L	ERA	G	GS	CG	SHO	SV	IP	H	R	ER	BB	SO	ML-Serv.
66	Armenteros, Rogelio	R/R	6-1/229	6/30/94	Havana, Cuba	Boca Raton, FL	Fresno (AAA) Corpus Christi (AA)	8-1 2-3	2.16 1.93	10 14	10 10	0 0	0 0	0 1	58.1 65.1	42 49	15 15	14 14	19 19	72 74	0.000
82	Dorris, Jacob	R/R	6-1/178	3/24/93	Weatherford, TX	Weatherford, TX	Fresno (AAA) Corpus Christi (AA)	3-0 1-2	1.87 3.99	20 23	0 0	0 0	0 3	0 4	33.2 38.1	22 38	9 21	7 17	13 15	28 47	0.000
70	Ferrell, Riley	R/R	6-2/233	10/18/93	College Station, TX	College Station, TX	Corpus Christi (AA) Buies Creek (A)	2-2 0-0	3.81 0.00	36 2	0 0	0 0	0 2	4 2	52.0 2.0	51 0	24 0	22 0	14 0	55 5	0.000
68	Hauschild, Mike	R/R	6-2/235	1/22/90	Dayton, OH	Beavercreek, OH	TEXAS Fresno (AAA)	0-0 6-2	11.25 4.58	4 18	0 18	0 0	0 0	0 0	8.0 90.1	14 85	10 46	10 26	2 53	7 79	0.021
69	McCurry, Brendan	R/R	5-10/171	1/7/92	Ada, OK	Tupelo, OK	Fresno (AAA)	4-2	4.43	35	0	0	0	6	44.2	51	29	22	12	52	0.000
71	Ramsey, Matt	R/R	5-11/205	9/24/89	Oak Ridge, TN	Knoxville, TN	Col. Springs (AAA) Biloxi (AA)	0-1 3-3	18.56 3.65	5 48	0 0	0 0	0 0	0 27	5.1 44.1	12 42	11 21	11 18	4 58	5 5	0.000
67	Thornton, Trent	R/R	6-0/188	9/30/93	Charlotte, NC	Charlotte, NC	Fresno (AAA) Corpus Christi (AA)	8-4 1-2	5.09 6.06	21 4	20 3	0 0	0 0	0 0	115.0 16.1	137 25	71 14	65 11	23 0	88 13	0.000
72	Valdez, Framber	L/L	5-11/222	11/19/93	Palenque, DR	San Cristobal, DR	Corpus Christi (AA) Buies Creek (A)	5-5 2-3	5.88 2.79	12 13	9 9	0 0	0 0	0 1	49.0 61.1	60 41	33 24	32 19	23 29	53 73	0.000
No.	Catchers (3)	B/T	HT/WT	Born	Birthplace	Residence	'17 Club(s)	Avg.	G	AB	R	H	2B	3B	HR	RBI	BB	SO	SB	ML-Serv.	
44	Federowicz, Tim	R/R	5-10/215	8/5/87	Erie, PA	Apex, NC	SAN FRANCISCO Sacramento (AAA)	.231 .300	13 77	13 283	3 34	3 85	3 19	0 0	2 9	3 43	1 30	4 65	0 3	3.022	
80	Ritchie, Jamie	R/R	6-2/203	4/9/93	South Hadley, MA	Buford, GA	Corpus Christi (AA)	.256	76	242	27	62	8	1	3	20	45	44	3	0.000	
77	Stubbs, Garrett	L/R	5-10/167	5/26/93	San Diego, CA	Del Mar, CA	Fresno (AAA) Corpus Christi (AA)	.221 .236	23 75	77 263	11 36	17 62	5 13	0 0	0 4	12 25	11 32	15 44	3 8	0.000	
No.	Infielders (3)	B/T	HT/WT	Born	Birthplace	Residence	'17 Club(s)	Avg.	G	AB	R	H	2B	3B	HR	RBI	BB	SO	SB	ML-Serv.	
99	Cesar, Randy	R/R	6-1/229	1/11/95	Santo Domingo, DR	Santo Domingo, DR	Buies Creek (A) Quad Cities (A)	.295 .302	83 27	308 106	35 16	91 32	15 8	0 0	4 3	35 22	22 11	79 29	4 0	0.000	
76	Mayfield, Jack	R/R	5-11/191	8/30/90	Del Rio, TX	Del Rio, TX	Fresno (AAA) Corpus Christi (AA)	.273 .289	42 70	154 270	28 39	42 78	12 16	2 2	6 14	23 44	10 17	30 57	3 7	0.000	
81	Tanielu, Nick	R/R	5-11/218	9/4/92	Huntsville, AL	Pullman, WA	Corpus Christi (AA) GCL Astros (R)	.400	2	5	0	2	1	0	0	1	0	0	0	0	
No.	Outfielders (5)	B/T	HT/WT	Born	Birthplace	Residence	'17 Club(s)	Avg.	G	AB	R	H	2B	3B	HR	RBI	BB	SO	SB	ML-Serv.	
78	Ferguson, Drew	R/R	5-11/184	8/3/92	Knoxville, TN	Knoxville, TN	Fresno (AAA) Corpus Christi (AA)	.223 .292	29 84	103 312	11 55	23 91	7 18	0 0	1 8	9 32	12 45	21 77	3 15	0.000	
75	Garcia, Alejandro	R/R	5-10/199	12/18/90	Sagua La Grande, Cuba	Tenares, DR	Fresno (AAA) Corpus Christi (AA)	.269 .202	50 42	160 163	27 13	43 33	11 7	0 2	1 3	19 16	5 4	16 29	4 2	0.000	
74	Kemmer, Jon	L/L	6-2/226	11/17/90	Shippinville, PA	Shippinville, PA	Fresno (AAA)	.299	87	304	68	91	17	3	16	57	44	95	6	0.000	
73	Straw, Myles	R/R	5-10/179	10/17/94	Garden Grove, CA	Bradenton, FL	Corpus Christi (AA) Buies Creek (A)	.239 .295	13 114	46 437	9 81	11 129	0 17	0 7	0 1	3 41	7 87	9 70	2 36	0.000	
79	Tucker, Kyle	L/R	6-4/194	1/17/97	Tampa, FL	Tampa, FL	Corpus Christi (AA) Buies Creek (A)	.265 .288	72 48	287 177	39 31	76 51	21 12	1 4	16 9	47 43	22 24	64 45	8 13	0.000	

As of 2/16/18 • 19 under control • * 60-day disabled list • # rehab assignment

NUMERICAL ROSTER

ALPHABETICAL ROSTER

1.....Correa, Carlos.....IF	35.....Verlander, Justin.....RHP	67.....Thornton, Trent*.....RHP	27.....Altuve, Jose.....IF	64.....Guduan, Reymin.....LHP	71.....Ramsey, Matt*.....RHP
2.....Bregman, Alex.....IF	36.....Harris, Will.....RHP	68.....Hauschild, Mike*.....RHP	66.....Armenteros, Rogelio*.....RHP	10.....Gurriel, Yuli.....IF	22.....Reddick, Josh.....OF
4.....Springer, George.....OF	38.....Smith, Joe.....RHP	69.....McCurry, Brendan*.....RHP	52.....Boshers, Buddy.....LHP	61.....Gustave, Jandel.....RHP	23.....Reed, A.J.....IF
6.....Marisnick, Jake.....OF	41.....Peacock, Brad.....RHP	70.....Ferrell, Riley*.....RHP	2.....Bregman, Alex.....IF	36.....Harris, Will.....RHP	80.....Ritchie, Jamie*.....C
9.....Gonzalez, Marwin.....IF	44.....Federowicz, Tim*.....C	71.....Ramsey, Matt*.....RHP	99.....Cesar, Randy*.....IF	68.....Hauschild, Mike*.....RHP	62.....Rodgers, Brady.....RHP
10.....Gurriel, Yuli.....IF	43.....McCullers Jr., Lance.....RHP	72.....Valdez, Framber*.....LHP	45.....Cole, Gerrit.....RHP	51.....Hoyt, James.....RHP	30.....Rondon, Hector.....RHP
11.....Gattis, Evan.....C	45.....Cole, Gerrit.....RHP	73.....Straw, Myles*.....OF	1.....Correa, Carlos.....IF	74.....Kemmer, Jon*.....OF	29.....Sipp, Tony.....LHP
12.....Stassi, Max.....C	47.....Devenski, Chris.....RHP	74.....Kemmer, Jon*.....OF	28.....Davis, J.D.....IF	18.....Kemp, Tony.....IF	38.....Smith, Joe.....RHP
13.....White, Tyler.....IF	50.....Morton, Charlie.....RHP	75.....Garcia, Alejandro*.....OF	65.....Deetz, Dean.....RHP	60.....Keuchel, Dallas.....LHP	4.....Springer, George.....OF
16.....McCann, Brian.....C	51.....Hoyt, James.....RHP	76.....Mayfield, Jack*.....IF	47.....Devenski, Chris.....RHP	6.....Marisnick, Jake.....OF	12.....Stassi, Max.....C
18.....Kemp, Tony.....IF	52.....Boshers, Buddy.....LHP	77.....Stubbs, Garrett*.....C	44.....Dorris, Jacob*.....RHP	58.....Martes, Francis.....RHP	73.....Straw, Myles*.....OF
21.....Fisher, Derek.....OF	53.....Giles, Ken.....RHP	78.....Ferguson, Drew*.....OF	44.....Federowicz, Tim*.....C	76.....Mayfield, Jack*.....IF	77.....Stubbs, Garrett*.....C
22.....Reddick, Josh.....OF	58.....Martes, Francis.....RHP	79.....Tucker, Kyle*.....OF	78.....Ferguson, Drew*.....OF	16.....McCann, Brian.....C	81.....Tanielu, Nick*.....IF
23.....Reed, A.J.....IF	60.....Keuchel, Dallas.....LHP	80.....Ritchie, Jamie*.....C	70.....Ferrell, Riley*.....RHP	43.....McCullers Jr., Lance.....RHP	67.....Thornton, Trent*.....RHP
26.....Gose, Anthony.....LHP	61.....Gustave, Jandel.....RHP	81.....Tanielu, Nick*.....IF	21.....Fisher, Derek.....OF	69.....McCurry, Brendan*.....RHP	79.....Tucker, Kyle*.....OF
27.....Altuve, Jose.....IF	62.....Rodgers, Brady.....RHP	82.....Dorris, Jacob*.....RHP	75.....Garcia, Alejandro*.....OF	31.....McHugh, Collin.....RHP	72.....Valdez, Framber*.....LHP
28.....Davis, J.D.....IF	63.....Paulino, David.....RHP	83.....Perez, Cionel.....LHP	11.....Gattis, Evan.....C	50.....Morton, Charlie.....RHP	35.....Verlander, Justin.....RHP
29.....Sipp, Tony.....LHP	64.....Guduan, Reymin.....LHP	99.....Cesar, Randy*.....IF	53.....Giles, Ken.....RHP	63.....Paulino, David.....RHP	13.....White, Tyler.....IF
30.....Rondon, Hector.....RHP	65.....Deetz, Dean.....RHP		9.....Gonzalez, Marwin.....IF	41.....Peacock, Brad.....RHP	
31.....McHugh, Collin.....RHP	66.....Armenteros, Rogelio*.....RHP		26.....Gose, Anthony.....LHP	83.....Perez, Cionel.....LHP	

* - non-roster invite

* - non-roster invite

PUT GOOD IN. GET GOOD OUT.®



Proud sponsor of



Visit minutemaids.com

©2016 THE COCA-COLA COMPANY.