


KANSAS CITY ROYALS



MEDIA GUIDE



R
50

R

50



KANSAS CITY MUNICIPAL STADIUM
ROYALS




KC

2015 WORLD CHAMPIONS

SEASONS OF *Royals* BASEBALL



TABLE OF CONTENTS



.300 Hitters..... 71
 20-Game Winners.....185
 20/20 Club 140
 Academy, Royals.....315
 Addresses, Royals.....396
 All-Star Game, 1960..... 242
 All-Star Game, 1973.....243
 All-Star Game, 2012..... 244
 All-Star Selections, History..... 241
 Art Stewart Award.....315
 Attendance Records..... 300
 Award Winners, National.....226-229
 Award Winners, Team.....228-230
 Ballpark Seniority List213
 Baseball Ops, Medical Staff.....43-45
 Baseball Ops, Staff.....28-40
 Baseball Ops, MLB Support Staff...46-49
 Baseball Ops, Urban Youth Acad...41-42
 Baseball Writers, KC chapter..... 398

Batting

Career Top 10 271-272
 Hitting for the Cycle 284
 Royals Final, 2017.....196
 Season Top 10.....269-270
 Team Totals, 1969-2017.....248
 Top Performances, Players.....284
 Top Performances, Team..... 161/290
 Yearly Batting Leaders.....250-251

Birthdays, Royals.....81
 Blown Leads, Biggest.....159
 Board of Directors.....18-20
 Broadcasters, Radio & Television401-405
 Clinching Dates.....76
 Club Directory.....4-5
 Coaching Staff.....60-66
 Come-From-Behind Wins.....74
 College Alumni.....91
 Community Relations Efforts.....14-15
 Cy Young winners, Royals.....226
 Day-by-Day, 2017.....190-192
 Dayton Moore bio.....21
 Debuts, MLB and Royals.....106
 Draft, 1968 Expansion.....182
 Draft, First Round Picks.....78
 Draft, 2017.....317
 Doubleheader Records.....262-263
 Extra Inning Record.....247
 Fielding, Team Totals 1969-2017..... 249
 FOX Sports Kansas City.....399
 Gold Glove Winners, Royals.....229
 Grass/Turf Records.....247
 Hall of Fame, Baseball.....188
 Hall of Fame, Building.....207

Hall of Fame, Royals.....208-212
 Highs and Lows, 2017.....199
 History, Baseball in Kansas City.....213
 History, Royals Baseball.....8-12
 Hitting Streaks.....284
 Holiday Records.....145

Home Runs

Both Sides of the Plate293
 By a Pitcher.....292
 By Month.....292
 By Year.....285
 Grand Slams, All-Time.....287-288
 Inside the Park.....289-290
 Pinch Hit.....291-292
 Postseason.....293
 Three Home Run Games.....292
 Walk Off.....286
 vs. Royals.....294-295

Home Run Derby, Participants.....241
 Home/Road Records.....247
 Homer Award Winners.....325
 Interleague Records/Results.....312
 International Operations, Royals.....342
 Kauffman Award Winners.....232
 Kauffman Stadium.....6-7
 League Leaders, Royals All-Time.....277
 Longest Games, Inning.....120
 Manager, Ned Yost.....56-59
 Managerial Records.....58-59
 Managerial Roster.....59
 Media Information.....397-398
 Media Relations Staff.....396
 Minker Award Winners.....319

Minor League

Affiliates.....328-345
 Affiliates History.....346
 Organizational Leaders, 2017.....321
 Player Bios.....347-394
 Schedules.....322-323
 Staff.....324-327

Month-By-Month Record, Team.....142
 Monthly Records.....263
 Officers Bios.....22-27
 Oldest Royals.....182
 Opening Day Roster, 2017.....200
 Opponents, 2018.....302-311

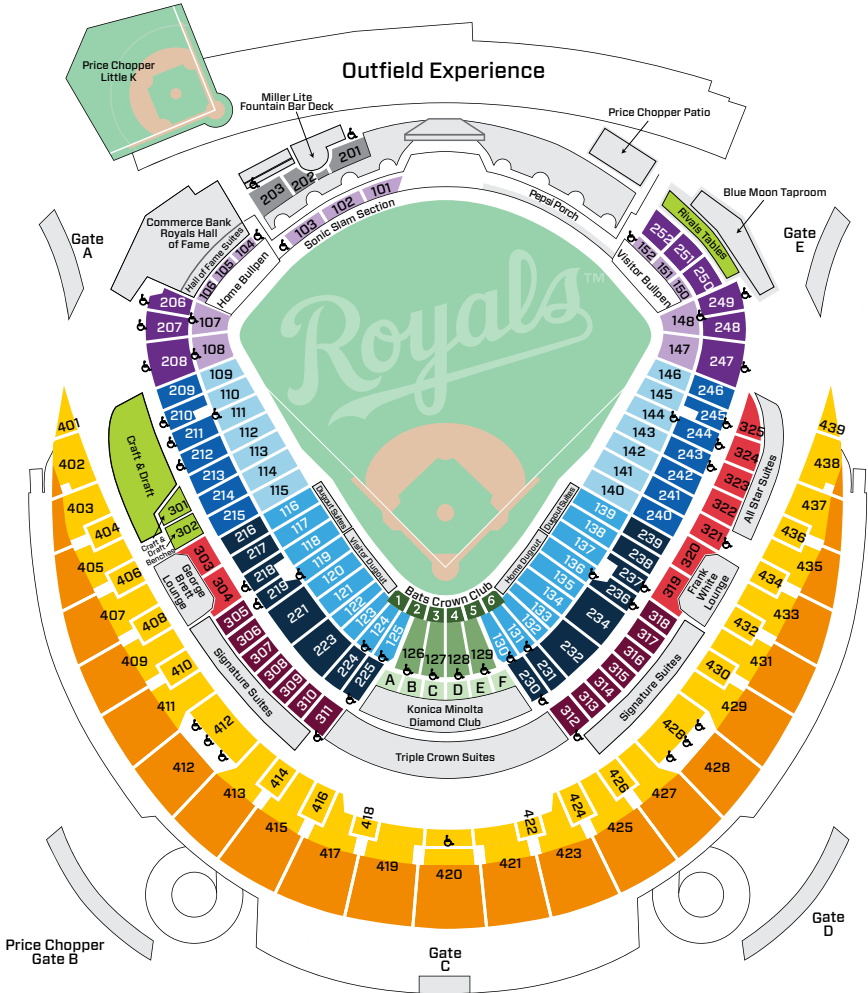
Pitching

Career Top 10.....275-276
 No-Hitters.....282-283
 No-Hitters (vs. Royals).....283
 Position Players as Pitchers.....74
 Royals Final, 2017.....196
 Season Top 10.....273-274

Strikeouts, 10+ Games.....135
 Strikeouts, Top Performances.....185
 Team Totals, 1969-2017.....249
 Top Performances.....280-281
 Yearly Leaders.....252-253

Player Bios, MLB (40-man).....68-147
 Player Bios, MLB (Non-Rosters).152-187
 Pre-game Schedule.....398
 Pronunciation Guide.....151
 Radio Network Affiliates.....400
 Radio Network.....400
 Radio, Spanish Language Broadcasts 403
 Rainouts.....300
 Records, By Inning.....264
 Records, Consecutive.....264-267
 Records, Postseason.....278-279
 Records, Single-Season.....254-257
 Records, Single-Game.....258-261
 Retired Numbers.....204-207
 Road Trip Mileage, 2018.....94
 Rookies of the Year, Royals.....137
 Roster, 2018 (40-man).....148-149
 Roster, 2018 (Non-roster).....150-151
 Roster, Alphabetical.....151
 Roster, Building 2018 40-man.....67
 Roster, All-Time, Alphabetical.....214-217
 Roster, All-Time, Numerical.....218-223
 Runs Scored by Innings, 2017.....197
 Schedule, 2018.....BC
 Scouting Staff, Pro.....314-315
 Scouting Staff, Amateur.....316-318
 Spring Training

Information.....406-409
 Standings, 2017.....195
 Standings, KC All-Time.....246
 Starts by Batting Order, 2017.....133
 Starts by Position, 2017.....120
 Statistics, Misc. 2017.....197
 Steals of Home.....169
 Streaks, Consecutive.....268
 Ticket Information.....3
 Trades, Last With Other Clubs.....140
 Transactions, 2017-18.....200-202
 Urban Youth Academy.....16-17
 Victory Margin, 2017.....197
 Win/Loss Breakdown.....311
 World Series Appearances.....237-240
 Youngest MLB Debuts.....124



Premium Seating

- Bats Crown Club Seats
- Konica Minolta Diamond Club Box
- Konica Minolta Diamond Club Seats

Field/Plaza Level

- Dugout Box
- Dugout Plaza
- Field Box
- Field Plaza
- Outfield Box
- Outfield Plaza
- Fountain Seats
- Rivals Tables

Lexus Level

- Lexus Infield
- Lexus Outfield
- Craft and Draft

View Level

- View Box
- View Reserved



STAFF DIRECTORY

BOARD OF DIRECTORS

CHAIRMAN - DAVID GLASS

Chairman/Owner	David Glass
President	Dan Glass
Board Members	Ruth Glass, Don Glass
	Dayna Martz, Julia Irene Kaufman
Senior VP-Baseball Operations/GM	Dayton Moore
Senior VP-Business Operations	Kevin Uhllich
VP/Assistant GM-Player Personnel	JJ Picollo
VP/Assistant GM-Major League and International Ops	Rene Francisco
VP/Assistant GM	Scott Sharp
VP-Baseball Operations	George Brett
VP-Finance & Administration	David Laverantz
VP-Communications & Broadcasting	Mike Swanson
VP-Marketing & Business Development	Michael Bucek
VP-Ballpark Operations & Development	Bob Rice
VP of Publicity	Toby Cook
VP of Community Relations	Ben Aken
General Counsel	David Franz
Executive Assistant to the President	Lora Woollever

BASEBALL OPERATIONS

SENIOR VP/GM - DAYTON MOORE

Senior VP-Baseball Operations/GM	Dayton Moore
VP/Assistant GM of Player Personnel	JJ Picollo
VP/Assistant GM of MLB & International Ops	Rene Francisco
VP/Assistant GM	Scott Sharp
Assistant GM/Baseball Administration	Jim Wong
Assistant GM/International Operations	Albert Gonzalez
Sr. Director-Pro Scouting/Asst. to GM	Gene Watson
Sr. Director-Baseball Operations/Administration	Kyle Vena
Sr. Director-Quantitative Analysis/Player Personnel	John Williams
Sr. Director-Quantitative Analysis/Amateur Scouting	Daniel Mack
Director-Scouting	Lonnie Goldberg
Dir.-Baseball Ops./Player Development & Scouting	Alec Zumwalt
Director-Behavioral Science	Ryan Maid
Director-Leadership Development	Matt Marasco
Director-Baseball Admin./Quantitative Analysis	Guy Stevens
Director-Professional Scouting	Michael Cifuentes
Assistant Director-Scouting	Dan Ontiveros
Sr. Advisor to the General Manager	Art Stewart
Sr. Advisor to the General Manager	Donnie Williams
Sr. Advisor to the GM/Scouting & Player Development	Mike Arbuckle
Sr. Advisor to the GM/Baseball Operations	Gene Lamont
Special Assistant to the GM/Player Personnel	Louie Medina
Special Assistant to the General Manager	Pat Jones
Special Assistant to the General Manager	Mike Toomey
Special Assistant to the General Manager	Tim Conroy
Special Assistant to the General Manager	Jim Fregosi, Jr.
Special Assistant to the GM/Quality Control	Rusty Kuntz
Special Assistant to the General Manager	Rafael Belliard
Special Assistant-Baseball Operations	Mike Sweeney
Special Advisor to Baseball Operations	Reggie Sanders
Manager-Arizona Operations	Nick Leto
Sr. Coordinator-Player Development	Chino Cadahia
Coordinator-Latin America Scouting	Orlando Estevez
Executive Assistant to the General Manager	Emily Penning
Coordinator-Scouting Operations	Jack Monahan
Assistant to Player Development/Video Coordinator	Nick Relic
Sr. Developer-Baseball Systems	Paul Turner
Baseball Systems Developer	Joseph San Diego
Sports Science Coordinator	Austin Driggers
Baseball Operations Assistant	Kevin Kuntz

KANSAS CITY URBAN YOUTH ACADEMY

Executive Director	Darwin Penny
Director of Operations	Livi Abney
Manager-Communications & Outreach	Angel McGee
Manager-Sports Medicine	Dylan Wilson
Softball Program Coordinator	Ashley Newman

MAJOR LEAGUE TRAVEL/CLUBHOUSE OPERATIONS

Sr. Director-Team Travel/Clubhouse Operations	Jeff Davenport
Assistant Major League Equipment Manager	Patrick Gorman
Assistant Travel & Clubhouse Manager	Tyler Agenter
Visiting Clubhouse Manager	Chuck Hawke
Assistant Clubhouse Manager	Tom Walsh

MAJOR LEAGUE MEDICAL STAFF

Team Physician	Vincent Key, MD
Associate Physician	Joshua Nelson, MD
MD Associate Physician	Bruce Toby, MD
Associate Physician	Joseph Noland, MD
Physician Emeritus	Steven Joyce, MD
Team Chiropractor	Patrick Hammond
Manual Therapist	Sean Bardenett
Head Athletic Trainer	Nick Kenney
Assistant Athletic Trainer	Kyle Turner
Strength & Conditioning Coordinator	Ryan Stoneberg
Asst. Stength & Conditioning Coach/LA Coord.	Luis Perez
Physical Therapist/Rehab Director	Jeff Blum

MAJOR LEAGUE SUPPORT STAFF

Video Coordinator	Mark Topping
Major League Advance Scout/Replay Coordinator	Bill Duplissee
Bullpen Catcher	Ryan Eigsti

BUSINESS OPERATIONS

SENIOR VP - KEVIN UHLICH

Executive Administration Assistant	Cindy Hamilton
------------------------------------	----------------

Authentics

Director Authentic Merchandise Sales	Justin Villareal
Social Media & E-Commerce Coordinator	Ashley Ficken

Hall of Fame

Director-Royals Hall of Fame	Curt Nelson
Manager of Tours	Morrie Carlson
Manager-Royals Hall of Fame/Educational Programs	Dave Webster

FINANCE & ADMINISTRATION (VP-David Laverantz)

Accounting

Director-Finance	Sydney Goodman
Dir.-Renovation Accounting/Risk Management	Patrick Fleischmann
Manager-Accounting	Sarah Kongs
Senior Accountant	Josh LeMaster
Staff Accountant	Jeannie Kenyon
Accounts Payable Coordinator	Jonlyn Pierce

Human Resources & Payroll

Director of Payroll	Jodi Parsons
Payroll Practitioner	Donnell Dillard
Director-Human Resources	Miriam Maiden
Manager-Human Resources	Lynne Elder

Information Systems

Senior Director-Information Systems	Brian Himstedt
Manager - Systems Analysis & Development	Becky Randall
Director of Information Systems	Neil Sell
IT Operations Associate	Barry Chambers

Ticket Operations

Senior Director-Ticket Operations	Anthony Blue
Director-Ticket Operations	Christine Darr
Ticket Operations Manager	Tyler Dietz
Coordinator- Vault Services	Jacque Tschirhart
Ticket Operations Coordinator	Edward Chiu

2018 KANSAS CITY ROYALS MEDIA GUIDE

2018 marks the production of the 50th media guide in Royals history. The 2018 Royals Media Guide is a copyrighted publication. Information herein is prepared for use by accredited members of the news media. Those desiring to use this information for commercial purposes should contact the Royals Communications Department. The media guide was written and edited by Assistant Director of Media Relations Mike Cummings and Coordinator of Communications & Broadcasting Nick Kappel with assistance from Vice President-Communications & Broadcasting Mike Swanson and Manager-Media Relations & Alumni Dina Blevins. Cover design as well as other design throughout the book by Caitlin Wienck. Photography throughout the book courtesy of Jason Hanna, Sam Lutz, Chris Vleisides and Getty Images. Special thanks to Amanda Turk. Stats provided by MLB, *Elias Sports Bureau* and STATS, LLC.



COMMUNICATIONS & BROADCASTING
(VP - Mike Swanson)

Manager-Radio Network Operations
 On-Air Announcer (Radio) Denny Matthews
 On-Air Announcer (Radio) Steve Stewart
 On-Air Announcer (TV) Ryan Lefebvre
 On-Air Announcer (TV) Steve Physioc

Media Relations

Assistant Director-Media Relations Mike Cummings
 Manager-Media Relations & Alumni Dina Blevins
 Coordinator-Communications & Broadcasting Nick Kappel

MARKETING & BUSINESS DEVELOPMENT
(VP-Mike Bucek)

Sr. Director-Advertising & Marketing Brad Zollars
 Sr. Manager-Promotions & Special Events Matt Schulte
 Sr. Director-Social Media Erin Sleddens
 Coordinator-Digital & Social Media Daniela Duron
 Manager of Creative Services Caitlin Wienck
 Marketing Coordinator Kendra Zink

Event Presentation & Production

Senior Director-Event Presentation & Production Don Costante
 Director-Event Presentation & Production Steven Funke
 Senior Editor Jana Patton
 Manager of Production
 Manager-Event Presentation Nicole Averso
 Mascot Bradley Collins

Corporate Sales

Senior Director-Corporate Sponsorships & Broadcast Sales Jason Booker
 Affiliate Sales & Regional Marketing Manager Keith Kowalski
 Senior Manager-Corporate Partnerships Steve Garvey
 Director-Corporate Partnerships Jason Kramer
 Senior Manager-Corporate Partnerships Megan Mackey
 Manager-Client Services Kyle Martz
 Manager-Client Services Breanna Edgley
 Senior Director-Client Services Michele Kammerer
 Director-Partnership Marketing & Business Strategy Ben Christian
 Manager-Client Services Patrick Stacy
 Manager-Corporate Partnerships Natalie McKejce

Ticket Sales & Service

Senior Director-Sales & Service Steve Shiffman
 Manager, Group Sales Kevin Bell
 Manager, Season Sales Adam Cain
 Senior Account Services Representative Calos Ocampo
 Senior Account Services Representative Ariel Peralta
 Senior Account Services Representative Britt Gardner
 Account Executive-Season Tickets & Group Sales Bradley Thomas
 Account Executive-Season Tickets & Group Sales Samuel Greenfield
 Account Executive-Season Tickets & Group Sales Molly Wright
 Account Executive-Season Tickets & Group Sales Taylor Worthington
 Director of Sales & Services Scott Wadsworth
 Manager-Ticket Sales Analyst Harris Kaserman
 Manager, Season Ticket Retention and Benefits Kayla Shively
 Senior Account Services Representative Jamie Johnson
 Representative-Account Services Ryan Ziegler
 Premium Services Coordinator Tim Goodman
 Representative-Account Services Chelsea Batschke
 Representative-Account Services Katy Davis
 Representative-Account Services Hannah Maher

PUBLICITY
(VP-Toby Cook)

Manager of Publicity Amanda Turk

COMMUNITY RELATIONS
(VP-Ben Aken)

Director of Community Outreach Betty Kaegel
 Director of Royals Charities Marie Dispenza
 Director of Royals Charities & Development Amanda Grosdidier
 Coordinator-Community Relations Katie McMullen

BALLPARK OPERATIONS & DEVELOPMENT

Parking/24 Hour Security/Sustainability

Manager -24 Hour Security Brian Ferguson
 Manager-Parking & Transportation Bryan Ross
 Loss Prevention Coordinator Cheryl Sutton

Ballpark Operations

Senior Director of Stadium Engineering Todd Burrow
 Manager-Ballpark Operations Zachary Rosenberg
 Engineer-Audio/Visual William Cunningham
 Lead Mechanic Mike Rader
 Lead-Carpenter/Painter Rick Bobki
 Lead-Electrician Robert James
 Technician-Ballpark Operations Bryon Clark
 Technician-Ballpark Operations Aaron Sawyer
 Technician-Ballpark Operations Mike Nistler
 Painter Doug Strauss

Ballpark Services

Director-Ballpark Services Johnny Williams
 Manager-Ballpark Services Nate Rodgers
 Assistant Manager-Ballpark Services Charles Marquis
 Window Washer Joel Kirch

Event Operations & Fan Experience

Director of Event Operations Isaac Riffel
 Director of Guest Service & Fan Experience Travis Bryant
 Event Operations & Guest Experience Coordinator Janel Skeen
 First Impressions Coordinator (Receptionist) Kathy Butler
 Coordinator-Mail Services Larry Garrett

Groundskeeping & Landscaping

Senior Director-Groundskeeping & Landscaping Trevor Vance
 Manager-Groundskeeping Shane Montgomery
 Manager-Groundskeeping Evan Fowler
 Assistant-Landscaping Anthony Bruce





KAUFFMAN STADIUM

The Kansas City Royals will celebrate their 46th season at Kauffman Stadium in 2018. Kauffman has always been one of the crown jewel ballparks of Major League Baseball. Having hosted 81,832,246 fans since 1973, 'The K' with its signature look, has proudly stood the test of time.

The Royals drew over 2 million fans to the park for the third year in a row in 2017, something that hadn't been accomplished in three-straight years since the club did it in seven consecutive seasons, from 1985-91. 'The K' has played host to the World Series twice over the past four seasons and was showcased at the 2012 All-Star Game.

After years of planning and design, the Royals unveiled an exciting \$250 million renovation of a true Kansas City landmark prior to the 2009 season. Visitors enjoy an improved Kauffman Stadium experience with unsurpassed amenities and state-of-the-art technology that touch each and every fan entering the park.

After debuting the spectacular 84' x 104' Crown Vision HD scoreboard for the 2008 season, the Royals put the finishing touches on one of the most majestic and visually exciting scoreboards in the world with a brand-new interactive crown rising about 40 feet above Crown Vision.

Upon entering through the larger and grander entrances, fans have a chance to explore the stadium via a 360-degree expanded concourse while still keeping tabs on the action on the field. An increase in both concessions and restrooms limit the time spent away from your seats.

Fans who want a field level view of the action can sit in the Bats Crown Club, behind home plate, or in two field-level suites, located down the line from both the home and visiting dugouts.

Introduced in 2016, the Craft & Draft featuring Boulevard Brewing Company is a unique approach to the social experience of baseball located in the left field corner of The K on the Loge Lexus Level. The area replaced the former .390 Bar and Grill. The dining area provides 24 beers on tap and 50 bottled beers as well as a menu that takes a handcrafted approach to gastro pub fare with an emphasis on fresh and local ingredients.

The Outfield Experience provides the fans of Kansas City entertainment for all ages. In addition, the views of the field are spectacular and give fans several brand-new locations to take in a game. Unveiled in 2012 was the largest in-stadium solar array in MLB as part of an energy partnership with KCP&L. In 2012, an expansive solar energy array was installed as part of an energy partnership with KCP&L. At the time, the array was the largest in MLB. The 120 panels on the Outfield Experience canopy provide approximately 36,000 kWh of renewable energy each year.

The outfield overhaul now gives Royals fans a chance to sit and enjoy the game from a venue not previously offered. The Outfield Box seats in left-center field sit directly behind the outfield wall and in front of the world-famous fountains. Those seats hug the

newly renovated Miller Lite Fountain Bar, which is built on the old JumboTron base. The expanded area will offer a variety of unique amenities, including two new group areas, lawn/tailgate games, photo opportunities and a state-of-the-art chilled drink rail, allowing fans to place their beverage into self-refrigerated cupholders.

In front of the fountains in left-center are the Sonic Slam seats. Right-center field offers a "standing room only" area between the outfield wall and the fountains, called the Pepsi Party Porch. This area has become among the most popular on hot summer days and nights since, at times, they are in the "splash zone" of the iconic fountains.

The left-field area is home to the 7,000-square foot Royals Hall of Fame, presented by Commerce Bank, which opened in 2009. The Hall of Fame features numerous exciting and interactive exhibits as well as memorabilia that will delight Royals fans. Behind the Hall of Fame, fans will find the kids area complete with the Price Chopper Little K with a field turf surface. In addition, there is state-of-the-art batting and pitching cages, the New Era Cap Store, five holes of mini-golf at the Sluggerr's Putt-Putt, a Royals-themed carousel, the base run all sponsored by Price Chopper and several kids-friendly food options, including Belfonte's Ice Cream Shop.


Also in left field this season will be the set for the Royals' official pre- and post-game show, Royals Live on FOX Sports Kansas City. Throughout the season, broadcasters Joel Goldberg and Jeff Montgomery will host shows from this set.

Fans move along the outfield "Walk of Fame" toward Sweet Baby Rays BBQ and the Rivals restaurant in right field, which boasts The 360 Baseline Bar and, new for 2017, the Blue Moon Taproom, which features specialty beers that can only be found at Kauffman Stadium, or at the Blue Moon Brewery in Colorado. Next to Rivals you will find the Price Chopper Patio which offers a unique view of the game for groups of 40-60 people located just above the iconic Kauffman Stadium Fountains.

The third level, or ground level of the stadium, features wider concourses, fan amenities, the Konica Minolta Diamond Club premium seating area and 5,000-square foot retail store. On the 3rd base side of the Konica Minolta Diamond Club, the Craft Cocktail Bar, presented by Kansas City's own Restless Spirits Distilling Company will offer a variety of innovative and refreshing cocktails to both the Konica Minolta Diamond Club members as well as fans on the main concourse.

The Loge Lexus Level has several suite options to fit any budget while the View Level (upper deck) has been completely renovated to include wider concourses, a food court, new concessions, new restrooms and a retail store.

The new Kauffman Stadium has become a breathtaking fusion of energetic surroundings and an intimate place to watch Royals Baseball.



STADIUM GROUNDRULES

👑 Batted ball striking the silver vertical railing closest to the bullpen on the seating area safety fencing on top of the left field or right field corner wall and bounding into the stands or bullpen: Out of Play.

- Ball in flight: Home Run.
- Bounding ball: Ground Rule Double.

👑 Batted ball striking any other portion of the outfield wall below the top horizontal railing and bounding into the stands or bullpen: Ground Rule Double.



2018 KAUFFMAN STADIUM FACTS

Seating Capacity 37,903

Starting Times

Day Games 1:15 p.m.

Night Games 7:15 p.m.

Saturday Night Games 6:15 p.m.

Doubleheaders TBA

(Complete Schedule on Back Cover)

Outfield Distances

Left Field 330 feet

Left-Center 387

Center Field 410

Right-Center 387

Right Field 330

Height of Fence 8 feet



THE HISTORY OF KAUFFMAN STADIUM

Opened as Royals Stadium on April 10, 1973, Kauffman is recognized throughout baseball as one of the game’s most beautiful ballparks. Since then, many exciting games have been contested, including the 1973 and 2012 All-Star Games, three no-hitters, playoff games in 1976, ’77, ’78, ’80, ’81, ’84, ’85, 2014 and ’15, with 13 World Series games in 1980, 1985, 2014 and 2015. The facility was officially renamed in honor of Ewing M. Kauffman in a ceremony at the stadium on July 2, 1993.

Before the 2004 season, the outfield fences in the gaps and in straight-away center field were moved back 10 feet to their original dimensions of 387 and 410, respectively, making Kauffman Stadium one of the most spacious parks in Major League Baseball. In addition, the warning track was changed to a natural surface, and the height of the fence is now at eight feet. The fences were moved in 10 feet from bullpen to bullpen prior to the 1995 season and lowered from 12 feet to nine feet. Also at that time, a grass playing field replaced the artificial surface at Kauffman Stadium.

Kauffman Stadium’s unique features include a 322-foot wide water spectacular. The water spectacular is the largest privately funded fountain in the world. In keeping with the architecture of the stadium, the existing water spectacular featuring cascading water now extends near the left field corner.

Prior to the 1999 campaign, additional field level seating, known as “Crown Seats” and four dugout suites were added.

The renaming of the stadium was appropriate in that it was the strength and integrity of Ewing M. Kauffman’s ownership

that provided the cornerstone for the Royals success. Kauffman purchased the club as an expansion franchise in 1968 with the primary and continuous motivation of providing winning Major League Baseball for Kansas Citians.

Kauffman, who founded Marion Laboratories in his mother’s basement and built it into a diversified health care company with sales reaching nearly one billion dollars, possessed a sense of daring and an innate ability to motivate those around him. “Mr. K” also gave much personal attention to the Kansas City community, an important philosophy that was inbred into the Royals’ organization and still remains today.

Among the awards Mr. Kauffman won for his leadership include the Kansas City Press Club’s 1973 Man of the Year, an induction into the Missouri Sports Hall of Fame and being named one of 20 finalists for enshrinement in the Baseball Hall of Fame in 2008. Mr. K passed away on August 1, 1993.



Ewing M. Kauffman



HISTORY OF ROYALS BASEBALL

1968

- 👑 **January 11** - Ewing M. Kauffman becomes the first owner of the expansion Kansas City franchise, paying \$5.3 million.
- 👑 **March 21** - Board of Directors selects the name "Royals" from more than 17,000 suggestions.
- 👑 **April 4** - Kansas City agrees to co-op with minor league team in Dubuque (Iowa), beginning their farm system.
- 👑 **April 25** - Gerald Lyscio becomes the first player to sign with the Royals.
- 👑 **June 6** - KC selects 25 players in baseball's Free Agent Draft.
- 👑 **July 11** - Ground is broken for Truman Sports Complex.
- 👑 **September 9** - Joe Gordon is named first manager in club history.
- 👑 **October 15** - Kansas City selects 30 players in Expansion Draft.

1969

- 👑 **April 1** - Royals obtain Lou Piniella from the Seattle Pilots.
- 👑 **April 8** - Royals win first-ever game, 4-3, in 12 innings over the Twins.
- 👑 **July 16** - Ellie Rodriguez becomes the first Royal selected to an All-Star Game.
- 👑 **October 8** - Charlie Metro named manager.
- 👑 **November 26** - Lou Piniella named AL Rookie of the Year.

1970

- 👑 **January 20** - Ground is broken for the team's minor league complex and Baseball Academy in Sarasota, Fla.
- 👑 **June 9** - Bob Lemon named manager.

1971

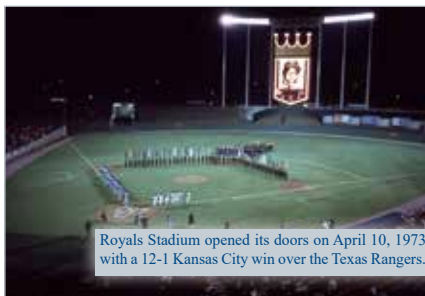
- 👑 **September 18** - The Royals defeat the Twins, 4-2, securing their 81st win and their first winning record in 161-game season.

1972

- 👑 **October 3** - Jack McKeon named manager.

1973

- 👑 **April 10** - Royals Stadium opens with a 12-1 win over the Texas Rangers.
- 👑 **April 27** - Steve Busby hurls the first no-hitter in franchise history at Detroit.
- 👑 **June 12** - Frank White, a future Royals Hall of Famer and eight-time Gold Glove winner, becomes the first Royals Academy graduate to make the Majors.
- 👑 **July 24** - The NL defeats the AL, 7-1, in the MLB All-Star Game at Royals Stadium.
- 👑 **August 2** - George Brett makes his debut and collects first hit.
- 👑 **September 26** - Paul Splittorff beats the White Sox, 6-2, to become the Royals' first 20-game winner.



Royals Stadium opened its doors on April 10, 1973 with a 12-1 Kansas City win over the Texas Rangers.

1974

- 👑 **June 19** - In Milwaukee, Steve Busby becomes the first pitcher in ML history to record no-hitters in each of his first two seasons.

1975

- 👑 **July 24** - Whitey Herzog named manager.

1976

- 👑 **October 1** - Royals win first AL West title when California eliminates Oakland, 2-0.
- 👑 **October 3** - George Brett goes 3-for-4 on season's final day to win first batting title.

1977

- 👑 **May 14** - Jim Colborn tosses no-hitter against the Texas Rangers-the first by a Royal in KC.
- 👑 **August 31-September 15** - Royals put together a club-record 16-game winning streak.
- 👑 **September 29** - Royals win 100th game and finish with 102.

1978

- 👑 **October 6** - George Brett blasts three home runs in Game 3 of the ALCS at New York, but the Royals lose the game and the series.

1979

- 👑 **October 24** - Jim Frey named manager.

1980

- 👑 **July 18-August 18** - George Brett's franchise-best 30-game hitting streak.
- 👑 **August 17** - Brett goes 4-for-4 against Toronto, moving over the .400 mark. Brett goes on to win second batting title at .390.
- 👑 **October 10** - Brett hits a three-run home run in the seventh inning at Yankee Stadium to send the Royals to their first World Series; Dan Quisenberry strikes out Willie Randolph for the final out.
- 👑 **October 17** - The Royals play the first World Series game ever in Kansas City, beating the Phillies, 4-3, in 10 innings.
- 👑 **October 18** - Willie Aikens hits two homers in Game 4 of the World Series, tying the series at two games apiece.



1981

- 👑 **August 31** - Dick Howser named manager.
- 👑 **October 5** - Royals win second half and advance to AL Division Series.
- 👑 **October 8** - Joe Burke named president and John Schuerholz named general manager.

1982

- 👑 **July 13** - Five players represent the Royals in All-Star game in Montreal as well as manager Dick Howser and trainer Mickey Cobb.
- 👑 **August 24** - John Wathan breaks record for most steals by a catcher.

1983

- 👑 **May 17** - Avron Fogelman purchases 49 percent of the club.
- 👑 **July 24** - George Brett hits infamous "Pine Tar" home run off the Yankees' Goose Gossage. The Royals would complete the win on Aug. 18.

1984

- 👑 **April 4** - Bret Saberhagen becomes the youngest Royal, debuting at 19 years old.
- 👑 **May 7** - George Brett signs "lifetime" contract.

1985

- 👑 **October 5** - Willie Wilson's RBI single wins the AL West for Kansas City.
- 👑 **October 11** - George Brett goes 4-for-4, hitting two homers including a game-tying two-run shot, and makes several sparkling plays in the field as KC knocks off Toronto, 6-5, in ALCS Game 3.
- 👑 **October 16** - Jim Sundberg's 3-run triple highlights a four-run sixth as KC defeats the Blue Jays, 6-2, in Game 7 and heads to its second World Series.
- 👑 **October 22** - Frank White hits a two-run home run as the Royals take Game 3 of the World Series, 6-1, trimming St. Louis' lead to 2-1.
- 👑 **October 26** - In the most famous inning in team history, the Royals score two runs in the bottom of the ninth on Dane Iorg's two-run single, tying the series at 3 games apiece.
- 👑 **October 27** - The Royals win their first World Series title, defeating the Cardinals, 11-0, in Game 7. Bret Saberhagen pitches a five-hitter, while Darryl Motley homers and catches the final out.

1986

- 👑 **April 12** - After missing nearly three seasons because of an injury, Dennis Leonard hurls a three-hit shutout against Toronto.
- 👑 **June 7** - Amos Otis and Steve Busby are inaugural inductees into Royals Hall of Fame.
- 👑 **July 15** - Frank White homers as AL wins All-Star Game in Houston, 3-2. It is Dick Howser's final game as manager.



George Brett and Bret Saberhagen embrace on the pitcher's mound after the final out is recorded in the 1985 World Series.

- 👑 **September 14** - Bo Jackson hits his first Major League home run, an estimated 475-foot blast, the longest in the history of the stadium, at the time.

1987

- 👑 **February 23** - Dick Howser steps down as manager due to cancer.
- 👑 **May 30** - Paul Splittorff and Cookie Rojas inducted into Royals Hall of Fame.
- 👑 **June 17** - Dick Howser passes away.
- 👑 **July 3** - Dick Howser's number 10 is retired and he is inducted into Royals Hall of Fame.
- 👑 **August 27** - John Wathan named manager.
- 👑 **September 28** - Kevin Seitzer becomes just the 13th rookie to record 200 hits in a season.

1988


- 👑 **August 27** - Mark Gubicza strikes out a then Royals-record 14 Minnesota Twins. Zack Greinke tops him nearly 21 years later to the day.
- 👑 **September 26** - Gubicza earns win No. 20 vs. Seattle.

1989

- 👑 **June 5** - Bo Jackson nails Harold Reynolds at the plate in the 10th inning with an amazing throw, cutting off what would have been the winning run.
- 👑 **July 8** - Hal McRae and Dennis Leonard inducted into Royals Hall of Fame.
- 👑 **July 11** - Bo Jackson homers and is named MVP of All-Star Game in Anaheim.
- 👑 **September 30** - Bret Saberhagen wins his team-record 23rd game.
- 👑 **November 15** - Saberhagen wins second career Cy Young Award.



HISTORY OF ROYALS BASEBALL (CONT.)



Bo Jackson was named MVP of the All-Star Game at Anaheim Stadium in 1989.

1990

- 👑 **August 7** - Brian McRae triples in his Major League debut. Brian and Hal become the first father-son duo to play for the Royals.
- 👑 **October 3** - George Brett finishes the season hitting .329, winning his third batting title in three different decades.
- 👑 **October 10** - Herk Robinson named general manager.

1991

- 👑 **May 23** - Hal McRae named manager.
- 👑 **August 26** - Bret Saberhagen throws the Royals' fourth no-hitter, topping the White Sox, 7-0.

1992

- 👑 **May 12** - Royals president Joe Burke dies of cancer at the age of 68. Later that season, he's inducted into Royals Hall of Fame.
- 👑 **September 30** - George Brett picks up hit #3,000 off the Angels' Tim Lincecum in Anaheim. He is picked off a batter later.

1993

- 👑 **May 23** - Ewing Kauffman inducted into Royals Hall of Fame.
- 👑 **July 2** - Royals Stadium is officially re-named Kauffman Stadium in honor of owner Ewing Kauffman, who passes away less than a month later on Aug. 1.
- 👑 **September 29** - George Brett plays his final game in Kansas City.

1994

- 👑 **May 14** - George Brett's number 5 is retired and he is inducted into the Royals' Hall of Fame
- 👑 **July 23-August 5** - The Royals win 14 in a row and move within striking distance of first place. The season ends less than a week later due to the players' strike.

- 👑 **October 7** - Bob Boone named manager.
- 👑 **October 19** - Bob Hamelin named AL Rookie of the Year.
- 👑 **October 25** - David Cone named AL Cy Young Award winner.

1995

- 👑 **March 17** - The Royals' First Lady, Muriel Kauffman, passes away.
- 👑 **April 7** - The Royals play on a grass field at Kauffman Stadium for the first time.
- 👑 **May 2** - Frank White's number 20 is retired.

1996

- 👑 **May 19** - Muriel Kauffman inducted in Royals Hall of Fame.
- 👑 **August 3** - John Mayberry inducted into Royals Hall of Fame.

1997

- 👑 **July 9** - Tony Muser named manager.
- 👑 **September 18** - Jay Bell hits his 21st and final home run of the season, a KC record for a shortstop.

1998

- 👑 **September 14** - Carlos Beltran makes his debut at 21 years old and singles in first at bat.

1999

- 👑 **July 25** - George Brett is inducted into Baseball's Hall of Fame in Cooperstown, N.Y. Brett received 98.2 percent of the votes, the sixth-highest mark ever.
- 👑 **August 25** - Jeff Montgomery records his 300th career save.

2000

- 👑 **March 14** - Board of Directors announces David Glass will become the Royals' second full-time owner.
- 👑 **April 28** - David Glass officially becomes owner.
- 👑 **October 1** - Royals set club records in runs (879), hits (1,644) and average (.288).

2001

- 👑 **October 7** - Six Royals reach double figures in home runs, led by Mike Sweeney, who hits a career-high 29.

2002

- 👑 **September 25** - Mike Sweeney enters the final weekend neck-and-neck with Manny Ramirez for the batting crown. Sweeney misses out, but still records second-highest mark (.340) in KC history.



2003

- 👑 **February 27** - Royals and Rangers play the first game at their new spring facility in Surprise, Ariz.
- 👑 **March 31-April 12** - Royals open season with nine consecutive wins.
- 👑 **November 11** - Angel Berroa wins the AL Rookie of the Year.

2004

- 👑 **April 5** - Trailing Chicago 7-3 entering the bottom of the ninth, KC scores six runs including a game-tying three-run homer by Mendy Lopez and a game-winning homer by Carlos Beltran to win, 9-7.
- 👑 **June 24** - Royals acquire Mark Teahen and John Buck in a three-team trade for Carlos Beltran.
- 👑 **August 8** - Denny Matthews inducted into Royals Hall of Fame.
- 👑 **September 9** - The Royals set a club record scoring 26 runs in the first game of a doubleheader in Detroit.

2005

- 👑 **May 31** - Buddy Bell named manager.
- 👑 **August 13** - Bret Saberhagen inducted into Royals Hall of Fame.

2006

- 👑 **April 4** - The citizens of Jackson County pass a proposition that paves for the way for major renovations of Kauffman Stadium.
- 👑 **May 30** - Dayton Moore is named General Manager.
- 👑 **June 6** - Luke Hochevar becomes the Royals' first No. 1 overall pick.
- 👑 **July 21** - Mark Gubicza inducted into Royals Hall of Fame.
- 👑 **November 2** - Mark Grudzielanek is named the *Rawlings* Gold Glove winner at second base.

2007

- 👑 **July 29** - Denny Matthews is honored with the Ford C. Frick Award during induction ceremonies at Cooperstown.
- 👑 **October 3** - Groundbreaking for Kauffman Stadium renovations.
- 👑 **October 19** - Trey Hillman named manager.

2008

- 👑 **June 28** - Art Stewart inducted into Royals Hall of Fame.
- 👑 **July 12** - Second baseman Mark Grudzielanek records hit #2,000 against the Mariners. Later in the game, David DeJesus hits a 2-run, 2-out walk-off home run to send the Royals to the 5-4 win.

2009

- 👑 **April 10** - The newly-renovated Kauffman Stadium is dedicated.
- 👑 **September 26** - Billy Butler collects his 50th double, becoming the fifth player in MLB history to reach 50 doubles and 20 homers before the age of 24.
- 👑 **November 17** - Zack Greinke wins the AL Cy Young Award, joining Bret Saberhagen (1985, 1989) and David Cone (1994) as the only Royals pitchers to do so. Greinke led MLB with a 2.16 ERA.

2010

- 👑 **May 13** - Ned Yost named manager.
- 👑 **June 16** - Commissioner Bud Selig announces from the field that Kauffman Stadium will be the site of the 2012 MLB All-Star Game.
- 👑 **August 13** - Closer Joakim Soria, who earlier was named to his second career All-Star Game, saves his 25th consecutive game, a Royals record. Soria would go on to extend his streak to 36 straight.

2011

- 👑 **August 2** - 2012 All-Star logo unveiled.
- 👑 **September 15** - Melky Cabrera hits his 40th double as an outfielder, joining Jeff Francoeur and Alex Gordon as the first trio of outfield teammates in MLB history with 40 doubles.
- 👑 **November 1** - Left fielder Alex Gordon wins his first *Rawlings* Gold Glove.

2012

- 👑 **July 10** - The NL defeats the AL, 8-0, in the 83rd MLB All-Star Game at Kauffman Stadium.
- 👑 **October 30** - Left fielder Alex Gordon wins his second consecutive *Rawlings* Gold Glove
- 👑 **November 8** - DH Billy Butler wins an American League Silver Slugger.
- 👑 **December 4** - Billy Butler voted the Edgar Martinez Outstanding Designated Hitter.

2013

- 👑 **July 16** - Salvador Perez, Alex Gordon and Greg Holland are selected to the All-Star Game at Citi Field.
- 👑 **September 22** - Justin Maxwell hits a walk-off grand slam in the 10th inning to beat Texas, 4-0, giving KC its most home wins (44) since 1992.
- 👑 **October 29** - Alex Gordon, Eric Hosmer and Salvador Perez win *Rawlings* Gold Glove Awards. Gordon becomes the first Royal to win three-straight awards since Frank White (1977-82).



2014

- 🏆 **July 6** - Alex Gordon, Greg Holland and Salvador Perez are once again All-Stars at Target Field in Minneapolis.
- 🏆 **August 31** - ESPN Sunday Night Baseball returns to Kauffman Stadium for the first time since 1996. However, the game vs. Cleveland is suspended in the 10th inning.
- 🏆 **September 26** - On a cool night in Chicago, the Royals clinch their first postseason berth since 1985 with a 3-1 victory over the White Sox.
- 🏆 **September 30** - The Royals rally from a four-run deficit for an exhilarating 9-8, 12-inning triumph over Oakland in the AL Wild Card Game.
- 🏆 **October 15** - The Royals finish off a four-game sweep of the Baltimore Orioles in the American League Championship Series with a 2-1 victory.
- 🏆 **October 28** - Yordano Ventura tosses 7.0 scoreless innings vs. the Giants as the Royals force a deciding game in the World Series with a 10-0 win.
- 🏆 **November 3** - Alex Gordon, Eric Hosmer and Salvador Perez are named *Rawlings* Gold Glove winners. Gordon is honored as the club's first Platinum Glove winner.

2015

- 🏆 **April 13** - Kansas City wins its first seven games of the season, marking the Royals' longest winning streak to open the year since 2003.
- 🏆 **June 18** - Ned Yost becomes the winningest manager in franchise history, earning his 411th victory with the club in Kansas City's 3-2 triumph over Milwaukee.
- 🏆 **July 14** - The club sends a franchise-record seven players to the Midsummer Classic in Cincinnati, with four – Salvador Perez, Alcides Escobar, Lorenzo Cain and Alex Gordon named starters for the AL. Gordon does not participate due to injury.
- 🏆 **September 24** - Kansas City clinches its first Central Division title with a 10-4 win over the visiting Mariners. KC's 95 regular-season wins are the third-most in franchise history and top total in 35 years.
- 🏆 **October 12** - The Royals rally from a four-run deficit in the eighth inning to stave off elimination in Game 4 of the AL Division Series in Houston, 9-6. KC goes on to win the series in a decisive fifth game two days later.
- 🏆 **November 1** - Despite trailing 2-0 after eight, the Royals rally for a 7-2 win in 12 innings to clinch the second World Championship in franchise history. Salvador Perez is named World Series MVP.
- 🏆 **November 3** - More than 800,000 fans show up to celebrate with the 2015 World Series champions at a parade through downtown Kansas City.
- 🏆 **November 10** - Alcides Escobar, Eric Hosmer and Salvador Perez all win *Rawlings* Gold Gloves, marking the third-straight season that KC has had three honorees.



Royals players celebrated the franchise's second World Series championship in 2015.

2016

- 🏆 **July 12** - Eric Hosmer becomes the second Royal to earn All-Star MVP honors, after he and teammate Salvador Perez connect for back-to-back home runs in the Midsummer Classic in San Diego. Wade Davis and Kelvin Herrera are also selected to the game.
- 🏆 **August 1** - Danny Duffy fans 16 Rays hitless over 8.0 scoreless innings to set a single-game franchise record. He allows just one hit in his 8.0 shutout frames.
- 🏆 **November 8** - Salvador Perez is awarded his fourth consecutive *Rawlings* Gold Glove. He's the third Royals player to win a Gold Glove in four consecutive seasons, joining Alex Gordon and Frank White.
- 🏆 **November 10** - Perez becomes the first Royals catcher to win a *Louisville* Silver Slugger Award.

2017

- 🏆 **January 22** - The Royals mourn the tragic death of pitcher Yordano Ventura, who passes away in a car accident in his native Dominican Republic.
- 🏆 **July 10** - Mike Moustakas becomes the third Royal to participate in the Home Run Derby, slugging 10 in a first-round loss to Minnesota's Miguel Sano.
- 🏆 **July 11** - Mike Moustakas, Salvador Perez and Jason Vargas all play in the 88th MLB All-Star Game in Miami. It's the fifth-straight year KC places at least three players on the AL squad.
- 🏆 **September 20** - Mike Moustakas crushes his 37th home run of the season at Rogers Centre, breaking the club's single-season record previously held by Steve Balboni.
- 🏆 **November 7** - Alex Gordon and Eric Hosmer are honored with *Rawlings* Gold Glove Awards, giving Kansas City a Major League-best 14 award winners since 2011.



The #1 App for Live Royals Baseball



2018 ©MLB Advanced Media, L.P. All Major League Baseball trademarks, service marks and copyrights used herein are the property of the applicable MLB entity. Visit MLB.com. All other marks used herein are trademarks of their respective owners.



The Royals recognize the importance of working together to make a difference in our community. In 2017, the Royals' off-the-field impact included extensive community outreach programs and record-breaking grant funding from the team's foundation, Royals Charities. Created in 2001, Royals Charities supports children, education, youth baseball/softball field renovations, and military families in the greater Kansas City area and Midwest. Under the leadership of the Glass family, Royals Charities donated \$2.3 million in grants to 143 nonprofit organizations in 2017 and more than \$14.8 million since its inception. Below is a sampling of the club's signature community and Royals Charities programs. For more information, please visit royals.com/community, royals.com/royalscharities or call (816) 921-8000.

BUCK O'NEIL LEGACY SEAT PROGRAM



Buck O'Neil had an enormous impact on the world of baseball and the lives of the everyday people he touched. Buck spent many days supporting the Royals from the same seat behind home plate as a scout and a fan. To honor Buck, the Legacy Seat program fills "Buck's



Seat" for every home game with a member of the community who embodies an aspect of Buck's spirit.

In addition to being guests of the Royals, Buck Seat honorees are featured during FOX Sports Kansas City broadcasts of home Royals games. To nominate a Legacy Seat honoree, visit royals.com/buckseat

MILITARY



The Kansas City Royals are proud to support the men and women of the armed forces through various events and programs throughout the season. For the seventh season, the club will honor a member of the military each game in the Salute to Service presented by Miller Lite. To nominate someone to sit in the seat, please visit royals.com/salute. For more information on our military programs and events, visit royals.com/military



Monday, April 23

The Royals Charities Celebrity Golf Tournament is hosted at Shadow Glen Golf Club. This competitive round of golf is played with your favorite Royals alumni and current Royals players. Proceeds benefit Royals Charities and Special Olympics KC Metro.

For more information, visit royals.com/golf



Thursday, April 26

This on-air auction presented by FOX Sports Kansas City gives viewers the opportunity to bid on several unique ballpark experiences, ticket packages, and exclusive Royals memorabilia. For more information, visit royals.com/broadcastauction





Thursday, June 14

In a one of a kind event, Royals Charities invites fans, sponsors, and special guests to join in an evening on the field at Kauffman Stadium. Guests enjoy food, Royals player meet and greets, a silent auction, live concert and a spectacular fireworks display. Proceeds benefit local military organizations through Royals Charities. For more information, visit royals.com/diamondofdreams



Saturday, August 18

Royals Charities hosts a special 5K race presented by Price Chopper where participants run on the field as part of the course. Runners receive a t-shirt, a ticket voucher for a home Royals game and other amenities. For more information, visit

royals.com/run

GRANTS/ROYALTY FIELDS

Royals Charities offers general grant funding to nonprofit organizations that support children, education or military families in Kansas City. In addition, Royals Charities provides financial support to help improve baseball and softball fields across a seven state region in the Midwest. Spring and fall grant applications are accepted and can be submitted at royals.com/grants or royals.com/royaltyfields respectively.



50/50 RAFFLE

The Royals Charities 50/50 Raffle is an in-stadium fundraiser in which one lucky fan can win big at every home game. Staff sell raffle tickets from the time stadium gates open until the end of the sixth inning. One winning ticket is selected, with the winner taking home half of the evening's net proceeds. The other half is donated to Royals Charities.

royals.com/5050



EDELMAN & THOMPSON



GAME DAY GREETINGS

Fans can support Royals Charities while commemorating a special occasion by displaying a Gameday Greeting on the Kauffman Stadium video display during a Royals home game. Visit royals.com/gamedaygreetings to reserve your special greeting.

LICENSE PLATE

Missouri residents can show team spirit and support Royals Charities with a personalized license plate featuring the Kansas City Royals logo. Proceeds benefit Royals Charities. For more information, visit royals.com/licenseplates.



KANSAS CITY URBAN YOUTH ACADEMY

The Kansas City MLB Urban Youth Academy officially opened its doors for ongoing programs in Spring, 2018. The mission of the academy is empowering Kansas City's underserved youth through baseball and softball, as well as academic and social opportunities, to be the leaders of tomorrow. Last year, the academy served as a host for many successful events as phases of the construction project were completed. Below are some of the highlights from 2017:

GARTH BROOKS TEAMMATES FOR KIDS PROCAMP

Alongside his nine-day concert tour in May, 2017, country music superstar Garth Brooks and his foundation, Teammates for Kids, provided a free baseball camp for more than 100 youth in urban Kansas City as part of the foundation's mission to serve underprivileged children with health, education and sports



and recreation opportunities.


Royals Alumni (Jason Kendall, Jeff Montgomery,

Reggie Sanders and Jeff Suppan) joined Royals front office staff as coaches and volunteers to help with the camp. Following the camp, Brooks announced that his Foundation was donating the funding to construct the Educational Press Box so that UYA participants could gain hands-on training in the fields of broadcasting, scorekeeping, baseball analytics, and event presentation and production.



MSHSAA DISTRICT 14 BASEBALL TOURNAMENT

The Urban Youth Academy hosted the MSHSAA District 14 High School Baseball Tournament which included local high schools: Alta Vista, Central, Cristo Rey, East, Lincoln Prep and Pembroke Hill. The tournament was the first official games played at the Academy and featured the first female baseball player, Rachel Cardenas, from East High School.



MLB JR HOME RUN DERBY

The Major League Baseball Jr. Home Run Derby offers the opportunity for boys and girls ages 14 and under to participate in a home run hitting contest where the top performers have a chance to advance to the Regional and National competitions. In conjunction with Play Ball weekend, the UYA hosted the Regional competition for local Jr. Home Run Derby winners. All Regional winners advanced to the National competition that was held during All-Star Week in Miami, Fla.





“C” YOU IN THE MAJOR LEAGUES BASEBALL CAMP

In June of 2017, Royals General Manager Dayton Moore and the Jewish Community Center of Kansas City hosted the third annual “C” You in the Major Leagues Baseball Camp for youth ages 9-12. To wrap up the fourth and final day of camp, participants spent the day at



the UYA where they continued their baseball activities and had the unique experience to play on two Major League size fields. Front office staff from the Royals Baseball Operations department also served as volunteer coaches, which gave participants an unforgettable experience.



COLLEGIATE SOFTBALL PARTNERSHIPS



Last Fall, the UYA partnered with the UMKC Softball team to host all home games for the 2017-2018 season. In an effort to give back, “Kiddie Clinics” were held after the Fall schedule’s home games



to give youth ages 6-18 an opportunity to work with UMKC Softball players and coaches. Each clinic featured fun-filled softball drills and instruction for all levels.

To further this mission, the College Softball Clinic Series was launched in January 2018 to give coaches and student-athletes from local colleges and universities an opportunity to introduce and increase the game of softball to youth from area schools and the community.

LOCAL EAGLE SCOUT RAISES \$10,000 FOR UYA EQUIPMENT

Wyatt Benteman, a local Eagle Scout from Leawood, Kan., donated more than \$10,000 in baseball and softball equipment to the Urban Youth Academy, including a pitching machine. The funds were raised as part of an Eagle Scout service project where he partnered with various baseball teams to organize equipment drives during tournaments. All donated equipment will be used towards camps and clinics at the UYA.





DAVID GLASS

CHAIRMAN/OWNER

David Glass is in his 19th season as Owner and Chief Executive Officer of the Kansas City Royals. In 1993, Glass was appointed interim chairman and Chief Executive Officer upon the passing of Ewing Kauffman. In April, 2000, his family acquired the Royals organization, where he continues to serve in the same capacity.

In 2015, the Royals captured the franchise's first World Series Championship in 30 years, electrifying the community and Kansas City fans all over the world.


During his ownership, Mr. Glass has been an active member in Major League Baseball and serves on several key committees within the Major League organization. He was elected to the Board of Directors of the Baseball Hall of Fame in July, 2000, where he serves as a member of the Pension Committee.

Prior to acquiring the Royals, Mr. Glass spent 30 years with Wal-Mart Stores, Inc., serving as President and Chief Executive Officer for 12 years, earning the reputation as one of the nation's premier executives. Under Glass' stewardship, he was credited with leading Wal-Mart through a period of unprecedented growth and becoming the nation's largest retailer with stores, supercenters and Sam's Clubs throughout the United States and internationally.

As a leader in the retail industry, Mr. Glass has been recognized with numerous awards throughout the years and was inducted into the Retail Hall of Fame in August, 2000. He served as a member of the Wal-Mart Board of Directors until 2011.

A native of Mountain View, Mo., Mr. Glass earned a business degree from Missouri State University. Currently, the College of Business is named David D. Glass Hall in honor of his dedication to the university. He and his family continue to support higher education as well as several other charitable interests.

Mr. Glass and his wife, Ruth, are the parents of three children, who also serve on the Royals Board of Directors, six grandchildren and five great-grandchildren.



Royals Owner/CEO David Glass holds the Commissioner's Trophy, celebrating the 2015 World Series championship.



DAN GLASS

TEAM PRESIDENT

Dan Glass is in his 19th season as President of the Kansas City Royals and is responsible for overseeing all aspects of the organization.

In 2014, the Royals were recognized by *Baseball America*, earning the prestigious “Organization of the Year” Award for just the second time in franchise history, while reaching the World Series for the first time in 29 years. The club took it a step further in 2015, winning their second World Series Championship and first since 1985.

Mr. Glass first joined the Royals in 1993 as a Baseball Operations Assistant and was named Assistant Director of Player Personnel three years later. Mr. Glass also assisted Major League, Scouting and Player Development operations. His responsibilities included the development of the Latin American program, negotiations of player contracts, arbitration preparation and budget oversight.

Mr. Glass is actively involved with Major League Baseball, serving on the Competition and Long-term Strategic Planning Committees. He also serves on the Royals Charities Board of Directors, the charitable foundation of the Kansas City Royals. Created in 2001, Royals Charities has donated more than \$14.8 million to support children, education, youth baseball/softball and military programs in and around the Kansas City area.

Glass is a partner of Glass Investments, a real estate development entity focusing on commercial property throughout the Midwest region. In addition, he serves on the Board of Directors of the Kansas City Crime Commission and the Board of Directors at Arvest Bank. He is also a graduate of the FBI Citizens Academy.

A graduate of Drury University, Dan and his wife, Penny, have two children and reside in Olathe, Kan.



Team President Dan Glass (left), outfielder Alex Gordon (center) and Owner/CEO David Glass (right) at Kauffman Stadium.



BOARD OF DIRECTORS



RUTH GLASS

Ruth Glass, the wife of David Glass, and mother of three children, Dan, Don and Dayna, is a member of the Royals Board of Directors. A native of New Mexico, Ruth makes numerous appearances as an inspirational speaker at Christian women's groups, churches and businesses. She and David currently reside in Bentonville, Ark.



DON GLASS

Don Glass is a businessman and resident of Rogers, Ark., along with his wife, Tammie. His educational background includes earning bachelor's degrees in geology and secondary education from the University of Arkansas, as well as a B.S. in management information systems from the University of Tulsa.

Glass has one son and three grandchildren.



DAYNA MARTZ

An avid baseball fan her entire life, Dayna brings love and passion for the game as a member of the Royals Board of Directors. She has worked in the business community in finance, merchandising and retail sales. She is also the Chairman of PMD Enterprises and Secretary/Treasurer of the Glass Family Foundation.

Martz graduated from the University of Arkansas with a bachelor's degree in retail marketing. She and her husband, Phil, are the parents of three children and reside in Bentonville, Ark.



JULIA IRENE KAUFFMAN

Julia Irene Kauffman is Chairman and Chief Executive Officer of the Muriel McBrien Kauffman Foundation and Chairman of the Kauffman Center for the Performing Arts. Julia is a Trustee of the Ewing Marion Kauffman Foundation. She is Vice President of the Kansas City Symphony Foundation Board of Directors and Chairman of the Kansas City Ballet.

Julia has a degree in classical piano from The Royal Conservatory of Music, University of Toronto, and a Doctorate in Music from the University of Missouri-Kansas City.

She has three daughters, two granddaughters and one grandson.



DAYTON MOORE

SENIOR VP-BASEBALL OPERATIONS/GENERAL MANAGER

Dayton Moore marks his 12th full season with the Kansas City Royals in 2018, being named Senior Vice President-Baseball Operations/General Manager on May 30, 2006. He officially assumed his duties on June 8, 2006, becoming the sixth general manager in franchise history.

From day one, the goal Moore set out to accomplish was bringing a World Championship back to Kansas City, a dream that was brought to fruition in 2015. The Royals bested the New York Mets in five games to win the franchise's first World Series championship in 30 years. The club became just the fourth since 1997 to reach the Fall Classic in back-to-back seasons after falling to the San Francisco Giants in the 2014 World Series.

Moore's tenure in Kansas City has been one of the most successful runs in franchise history as the Royals have boasted 15 *Rawlings* Gold Glove Awards, 27 All-Star Game selections and a Cy Young Award winner. Since the 2011 season, no Major League club has earned more *Rawlings* Gold Gloves, winning 14 of them. KC's 20 All-Star selections since 2013 are also the most in the American League and tied for the most in the Majors.

Cedric Tallis	1969-June, 1974
Joe Burke	1974-Oct., 1981
John Scheurholz	1981-Oct. 1990
Herk Robinson	1990-June, 2000
Allard Baird	2000-May, 2006
Dayton Moore	2006-Present

The 2015 season was one for the ages as Kansas City stormed to their first American League Central Division title, winning a league-best 95 games, their highest total since 1980. The club became just the second in Major League history to improve its win total in six-straight seasons. Along the way, the Royals set records in attendance, drawing 2.7 million fans to their 81 home games; local television viewership, recording an MLB-best 12.3 household rating during the 2015 season; and All-Star Game selections, sending seven players to the Midsummer Classic, which included four players who were selected as starters.

In 2016, Moore had the honor of being the featured speaker at the National Prayer Breakfast Leadership Luncheon in Washington, D.C. The National Prayer Breakfast is a series of meetings, luncheons and dinners, established in 1953 under Kansas native, President Dwight D. Eisenhower.

Moore has received several other accolades over the last four seasons, being named to the Kansas Baseball Hall of Fame and the Kansan of the Year in 2014, while he was also been tabbed "Executive of the Year" by Major League Baseball (GIBBY Awards) in both 2014 and 2015 and the same distinction from the Kansas City Sports Commission in 2015. He was recognized by the Boys & Girls Club with the John J. "Buck" O'Neil Diamond MVP Award as well as the Negro League Baseball Museum's Rube Foster Award for American League Executive of the Year in 2016.

Under the direction of Moore, the Kansas City Urban Youth Academy will officially open in March, 2018. The mission statement of the academy is to "utilize baseball and softball, fostering a culture for urban youth that eliminates social barriers while inspiring educational advancement, community awareness and character development that creates a reciprocating lifestyle of excellence."

A leader in the Kansas City community, Moore is also a regular speaker at numerous community events each year. In 2013, Moore started the "C" You In the Major Leagues Foundation. It was created to support youth baseball, education, families in crisis and faith-based programs and organizations. The foundation's mission is to provide hope and support to children and families by using youth baseball to develop future character-driven leaders. With that in mind, Moore started the "C" You at the "K" program in 2016, bringing high school students from six local youth organizations — the KCMO Police Athletic League, Ozanam, Boys Hope Girls Hope of Kansas City, the Guadalupe Center, and the two area RBI programs — for a special evening at Kauffman Stadium, including a character-based leadership discussion with the students. Some of the other organizations that have benefitted from "C" You In the Major Leagues are the Jewish Community Center, Higher M-Pact, National Center for Fathering, and the City Union Mission. Following the 2014 season, Moore wrote a book, "More Than a Season" (updated in 2016), with all of the author proceeds going to "C" You In the Major Leagues.

Moore, a native of Wichita, Kan., brought an impressive resume to the Royals in 2006, having previously worked for the Atlanta Braves' organization during their run of 14-straight division titles.

With Atlanta, Moore served three years as Director of Player Personnel, beginning in 2002. He originally joined the Braves' organization as an area scouting supervisor and was promoted to the front office in August, 1996 as an assistant in the baseball operations department.

Before joining the Braves, Moore served as an assistant baseball coach at his alma mater, George Mason University (1990-94). He received a Bachelor's degree (1989) and a Master's degree (1992) from GMU.

Moore and his wife, Marianne, reside in Leawood, Kan., and have two daughters, Ashley and Avery, and a son, Robert.



KEVIN UHLICH

SENIOR VICE PRESIDENT-BUSINESS OPERATIONS

Kevin Uhlich is in his 12th season in Kansas City after being named the Royals Senior Vice President-Business Operations on November 7, 2006. Uhlich has 41 years of professional baseball experience which started as a batboy for the then, California Angels in 1976. Uhlich oversees the entire business side of the Royals' organization and specifically spearheaded the \$275M renovation of Kauffman Stadium, which was completed for the 2009 season. Uhlich also led the complete renovation of the Royals winter home in Surprise, Ariz. which was completed in February, 2016.

Uhlich headed the Club's efforts in obtaining, planning and executing the 83rd Major League Baseball All-Star Game played in Kansas City in 2012. He was also instrumental in leading the planning efforts during the 2014 and 2015 postseasons, including the first World Series games at Kauffman Stadium in 29 years.

Uhlich came to the Royals after serving as Executive Vice President for the Washington Nationals during their start-up in 2005 and 2006.

He spent 28 seasons in the Los Angeles Angels' organization, where he worked his way through the ranks, serving as Vice President of Stadium Operations and Vice President of Sales, Marketing and Operations. He was then named the club's Senior Vice President of Business Operations in 2002; the same season the Angels won their first World Series title.

During his time with the Angels, Uhlich directed the \$140 million renovation of Anaheim Stadium on behalf of Disney Sports Inc. that was completed in 1998 while the team was owned by the Walt Disney Company. Uhlich later changed the Angels' brand identity to southern California's only "red team"; a branding strategy which more than a decade and a half later still dominates the geographic area.

He joined the Washington Nationals' organization as their first Executive Vice President as the club made the historic move from Montreal to Washington, D.C., prior to the 2005 season. He assembled the club's entire business organization in just 45 days while also supervising a renovation of RFK Stadium leading up to the inaugural game. During the first two years, while the club was owned by Major League Baseball, Uhlich continued to lead the business efforts as the Nationals transitioned to the new Lerner family ownership group. During his tenure in Washington, he also was instrumental in the design and planning for Nationals Park in Washington, D.C., which opened prior to the 2008 season.

Uhlich and his wife, Juanita, have twin boys, Chase and Cody, and a daughter, Katie. They reside in Overland Park, Kan.



Royals Senior Vice President-Business Operations Kevin Uhlich speaks to a group at Kauffman Stadium.



BEN AKEN

VICE PRESIDENT-COMMUNITY RELATIONS

Ben Aken is in his third season as the Vice President-Community Relations. In his role, he oversees the Royals' Community Relations Department, which includes Royals Charities. In 2017, the Royals supported more than 4,200 nonprofits and Royals Charities distributed \$2.3 million to 143 Kansas City area charitable organizations that support children, education, youth baseball/softball and the military.

Aken is in his 19th season with the Royals, having most recently served as the Senior Director-Community Relations from 2009-15. He joined the club in 2000 as an intern and has served in various capacities in the Community Relations Department.

Highlights of his time include helping several players earn national charitable outreach awards, overseeing more than \$2 million in community projects as part of the 2012 MLB All-Star Game and leading charitable efforts during the club's World Series appearances and multiple Opening Days.

He grew up in Papillion, Neb., attending Omaha Royals and Kansas City Royals games throughout the summers. He graduated cum laude from the University of Nebraska with a bachelor of science in business administration. During his time in Lincoln, he worked in the athletic marketing office.

Aken currently resides in Kansas City, Mo.



GEORGE BRETT

VICE PRESIDENT-BASEBALL OPERATIONS

George Brett is in his 25th season as the Royals' Vice President-Baseball Operations, continuing his long-time association with the organization. The 64-year-old Hall of Famer, who was selected by the Royals in the second round of the 1971 June Free Agent Draft, spent his entire big league playing career in Kansas City before moving into the front office following his retirement in 1993.

During the 2013 season, Brett took on the role of interim hitting coach, being named to the position on May 30. He served in that capacity until July 25, when he resumed his role as Vice President-Baseball Operations and Pedro Grifol was named full-time hitting coach.

Brett was inducted into Baseball's Hall of Fame in July of 1999 after receiving 98 percent of the votes, the sixth-highest mark in history. He played 21 seasons for the Royals, collecting 3,154 hits, three batting titles (1976, 1980 and 1990) and a Most Valuable Player Award (1980). The Royals retired Brett's number 5 and inducted him into the club's Hall of Fame on May 14, 1994.

Brett is involved in numerous charitable causes as well as several enterprises. He and his brothers own Brett Brothers Sports International which manufactures bats, gloves and other baseball equipment. Brett Brothers also own interest in several professional teams.

George and his wife, Leslie, have three sons: Jackson, Dylan and Robin.



MIKE BUCEK

VICE PRESIDENT-MARKETING & BUSINESS DEVELOPMENT

Michael Bucek is in his ninth season as the Royals' Vice President-Marketing & Business Development. He oversees Royals marketing and branding, ticket sales and service, corporate partnerships, digital platforms, radio broadcast sales and in-game entertainment. For 2018, the marketing team has focused on creating promotions and events for the Club's 50th season. The celebration will touch all aspects of Royals advertising, game presentation, corporate partner activations and social media platforms.

Prior to joining the Royals in 2009, Bucek spent five years with the NHL's Phoenix Coyotes where he was the club's Executive Vice President/Chief Marketing Officer. During Bucek's tenure, the Coyotes' marketing department created numerous initiatives designed to grow the sport of hockey in a non-traditional market and received several prestigious awards, including the NHL's Best Member Club Marketing Campaign.

Bucek spent two years with the Indy Racing League where he served as Vice President of Sales and Business Development. In this capacity, Bucek was responsible for managing corporate sales, fulfillment, and business development for the IndyCar Series.

Bucek also previously was with the Milwaukee Brewers as Vice President of Ballpark Development for six seasons. He negotiated the naming rights and concessions agreements for Miller Park as well as primary sponsorship and broadcast rights agreements. He supervised the suites sales campaign and participated in the ballpark design process. Bucek developed new branding for the Brewers and for the 2002 MLB All-Star Game in conjunction with Major League Baseball.

He served as the Director of Marketing and Broadcasting for the Chicago White Sox for seven years. He was responsible for corporate sales and fulfillment, marketing, promotions, broadcasting and game entertainment. He negotiated sponsorship and broadcast agreements for the White Sox and created new branding for the franchise, producing unprecedented licensed product sales in the early 1990's.

Bucek's career in sports started with a four-year stint in the Pacific Coast League with the San Francisco Giants Triple-A affiliate, the Phoenix Firebirds, from 1985 to 1988.



TOBY COOK

VICE PRESIDENT-PUBLICITY

Toby Cook is in his 12th season with the Royals and serves as the team's Vice President of Publicity, promoting all aspects of the Club's business efforts. A veteran of broadcast journalism, Cook serves as a team spokesman for most off-the-field matters, works with local, regional and national media and runs the Club's speaker's bureau. During his nine years as Vice President of Community Affairs & Publicity, the department added a series of successful charity events, distributing millions of dollars in grants, tickets and memorabilia to the community.

Prior to joining the Royals, Cook spent 15 years as a news anchor and reporter at four television stations, including WDAF-TV in Kansas City. He has also reported for several radio stations and newspapers.

Cook is a graduate and Outstanding Alumnus Award winner from Pittsburg (Kan.) State University.

He lives in Overland Park, Kan., with his wife, Barbara, and children: Adam, Molly, Annie, Andrew and Caroline.



RENE FRANCISCO

VICE PRESIDENT/ASST. GM-MAJOR LEAGUE & INTERNATIONAL OPERATIONS

Rene Francisco is in his 12th season with the Royals and fourth as the club's Vice President/Assistant General Manager-Major League and International Operations. He was named Special Assistant to the General Manager/International Operations on August 13, 2006 and promoted to Assistant GM/International Operations on November 2, 2012. He was named to his current role on January 5, 2015.

Francisco joined the Royals after working for the Atlanta Braves as Director of International Scouting in 2005. He returned to Atlanta after spending three years with the Los Angeles Dodgers as the Director of International Scouting. He initially joined the Braves in 1993 as an international scout, a position he held for three seasons before he was promoted to an Area Coordinator (Florida) during the 1998 season. He was the team's International Coordinator for Latin America from 2000-02.

Francisco attended and played baseball at Indian River State College and Jacksonville University before being drafted in the 38th round by the Chicago Cubs in 1989. The outfielder played two seasons in the minors before joining Palm Beach Community College as a coach.

He and his wife, Claudia, reside in Wellington, Fla. Their son, Diego, was selected by the Royals in the 40th round of the 2014 Draft.



DAVID LAVERENTZ

VICE PRESIDENT-FINANCE & ADMINISTRATION

David Laverentz is in his 10th year in Kansas City, after joining the club in 2009 as the Vice President-Finance & Administration. As the Royals' Chief Financial Officer, he oversees all financial aspects of the organization including payroll, capital planning, budgeting, financial reporting, and cash management. In addition, Laverentz oversees Information Technology, Human Resources and Ticket Operations for the Royals.

Prior to joining the Royals, Laverentz was a senior manager in the audit practice of the Big Four accounting firm KPMG and also worked for 15 years in the banking industry. Laverentz currently serves as Treasurer for two Kansas City charities, Royals Charities and Kansas City Urban Youth Academy.

He has an undergraduate degree from Kansas State University and has a master's degree in accountancy from the University of Missouri – Kansas City. Laverentz is a member of the American Institute of Certified Public Accountants and is a licensed CPA.

He resides in Leawood, Kan., with his wife, Delois, and their children, Daniel and Matthew.



J.J. PICOLLO

VICE PRESIDENT/ASST. GM-PLAYER PERSONNEL

J.J. Picollo is in his fourth season as the club's Vice President/Assistant General Manager-Player Personnel. He was promoted to his current position on January 5, 2015. He previously served as the Royals Assistant General Manager-Scouting & Player Development, a role he held since 2008. Picollo joined the Royals' staff on August 13, 2006 as Director of Player Development.

He came to the Royals after serving as the Director of Minor League Operations for the Atlanta Braves since November, 2005 and had been with the organization since 1999. Prior to his promotion as Director of Minor League Operations, Picollo served as the Assistant Director of Player Development after working as an Area Scouting Supervisor for Virginia, Maryland, Delaware, West Virginia, Pennsylvania, New Jersey and Washington D.C.

Before joining the Braves in 1999, Picollo served as Recruiting Coordinator and Hitting/Catching Instructor for five years, three at George Mason University and two at The George Washington University. He was drafted on two occasions by the Cincinnati Reds (1989 and 1993) and eventually signed with the New York Yankees after his senior year at GMU in 1994. He played his first two years of college baseball at North Carolina State University. He earned his bachelor's degree in communications at GMU and his master's degree in sports administration from The George Washington University.

He and his wife, Nicole, reside in Leawood, Kan., with their three children: Michael, Ryan and Lauren.



SCOTT SHARP

VICE PRESIDENT/ASSISTANT GENERAL MANAGER

Scott Sharp is in his 12th season in the Royals' front office and first as the Vice President/Assistant General Manager. He was named to his current role on January 7, 2018. He has previously served as the Director of Player Development during the 2013 and 2014 seasons. He joined the organization on September 28, 2006 as Assistant Director of Player Development and was promoted to Director of Minor League

Operations on August 1, 2008.

He joined the Royals after serving as an area scout for eight seasons with three Major League clubs. He was most recently with the Texas Rangers where he served as an area scout for two years and was responsible for North Carolina, South Carolina and Georgia. Prior to joining Texas, he was an area scout for Pittsburgh for two seasons (2003-04) and the Los Angeles Dodgers for four years (1999-2002). He was named the Dodgers' Scout of the Year in 2000. His first player signing was Eric Junge, who debuted with the Phillies in 2002.

Sharp began his professional career as a 25th-round selection of the Cincinnati Reds in 1994. He was a catcher in the Reds system through the 1997 season.

He earned his bachelor's degree in accounting from The George Washington University, where he played four seasons as an infielder, catcher and pitcher.

A native of Sykesville, Md., he currently resides in Lee's Summit, Mo., with his wife, Kimberly and sons, Hayden and Myers.



MIKE SWANSON

VICE PRESIDENT-COMMUNICATIONS & BROADCASTING

In his 40th season of Major League baseball in 2018, this is Mike's 12th year as the Royals' Vice President-Communications & Broadcasting. Known as "Swanee" throughout the industry, he has had the good fortune to work in the front office for a World Series Champion in each league. He returned to Kansas City prior to the 2007 season after nine years with the Arizona Diamondbacks, where he was the Senior Director of Public Relations, a stint that included a World Series title in 2001.

In 2002, Swanson earned the prestigious Robert O. Fishel Award for Public Relations Excellence. The award, named after the long-time baseball executive, goes to the "Active, non-uniformed representative of Major League Baseball whose ethics, character, dedication, service, professionalism and humanitarianism best represents the standards propounded by Robert O. Fishel." He has spoken on four occasions at the Major League Baseball Rookie Career Development Program in Leesburg, Va., becoming the first club PR representative to serve on a panel in the 26-year history of the program. Swanee served as the Public Relations liaison for the MLB All-Star squad that played an eight-game series in Japan in November, 2000.

He was also the PR liaison for the 2013 World Baseball Classic champion Dominican Republic squad and acted in the same role during the 2017 tournament.

Prior to his start-up role with Arizona, Swanee had a similar experience with the Colorado Rockies, joining their staff in 1992 as the Public Relations Director, a year before they played their first game. He also worked in the PR department with the San Diego Padres for seven seasons.

Though baseball is his passion, Swanee has had the opportunity to work in other sports. His mother, the late Betty Swanson, worked for both the Kansas City Athletics and Chiefs over a 36-year span, with the younger Swanson tagging along and working in the equipment rooms of both franchises.

Around his baseball career, Swanee served as a television statistician, starting in 1977 with the late-Keith Jackson on college football and evolving into stints with Monday Night Football, and the sharing of booth space with some of the top announcers in sports. The University of Kansas fan has worked six Final Fours, six Super Bowls, four NFC Championship Games, five Sugar Bowls, six Cotton Bowls, three Fiesta Bowls, the 2007 BCS Title Game and 23 Maui Invitationals.

A 1972 graduate of nearby Raytown High School, Swanson was inducted into the Raytown School District Hall of Fame in 2016. He and his wife, Renee, have a daughter, Rachel, who is a freshman at KU, and reside in Lee's Summit.

ROBERT O. FISHEL AWARD WINNERS

Year	Winner (Club/Affiliation)	Year	Winner (Club/Affiliation)	Year	Winner (Club/Affiliation)
1981	Robert O. Fishel (A.L.)	1994	Kate Feeney (N.L.)	2007	Rich Levin (MLB)
1982	Robert W. Brown (Orioles)	1995	Howard Starkman (Blue Jays)	2008	Scott Reifert (White Sox)
1983	Larry Shenk (Phillies)	1996	Bill Guilloile (MLB)	2009	Patrick Courtney (MLB)
1984	Arthur "Red" Patterson (Angels)	1997	Dick Bresciani (Red Sox)	2010	Jay Alves (Rockies)
1985	Jim Ferguson (Reds)	1998	Jay Horowitz (Mets)	2011	Jim Trdnych (Pirates)
1986	Fred Claire (Dodgers)	1999	Bob DiBiasio (Indians)	2012	Staci Slaughter (Giants)
1987	Jim Toomey (Cardinals)	2000	Tim Mead (Angels)	2013	Tim Hevly (Mariners)
1988	Tom Mee (Twins)	2001	Rob Matwick (Astros)	2014	Jason Zillo (Yankees)
1989	Donald Davidson (Astros)	2002 Mike Swanson (Diamondbacks)		2015	Brian Bartow (Cardinals)
1990	Ned Colletti (Cubs)	2003	Rick Vaughn (Devil Rays)	2016	Bart Swain (Indians)
1991	Phyllis K. Merhige (A.L.)	2004	Jeff Idelson (Hall of Fame)	2017	Gene Dias (Astros)
1992	Richard Griffin (Expos)	2005	Randy Adamack (Mariners)		
1993	John Blake (Rangers)	2006	Rob Butcher (Reds)		



JIN WONG

ASSISTANT GM-BASEBALL ADMINISTRATION

Jin Wong is in his 19th season in the Royals' organization and fourth as Assistant General Manager/Baseball Administration after being promoted on January 5, 2015. He joined the Royals as Scouting Operations Coordinator in 2000, was promoted to Manager of Scouting Operations in 2001, Manager of Baseball Operations in 2002, Director of Baseball Operations in 2004 and Director of Baseball Administration in 2006.

Wong assists GM Dayton Moore in strategic planning as it relates to contract negotiations, salary arbitration matters and roster management. His responsibilities also include the interpretation and application of the Basic Agreement and Major League rules, budgetary procedure for Baseball Operations and oversight of the club's video coordination for the Major League team.

He came to Kansas City from Richmond, Va., former Triple-A affiliate of the Atlanta Braves, where he was the Group Sales Manager. Prior to joining Richmond, he worked for Atlanta as a Baseball Operations Trainee in 1997.

Wong received a bachelor's of science degree in business administration from the University of Mary Washington in Fredericksburg, Va., in 1997. While at Mary Washington, he was a Division III All-American in baseball in 1996. He resides in Overland Park, Kan., with his wife, Libby and sons, Kai and Tate.



ALBERT GONZALEZ

ASSISTANT GENERAL MANAGER-INTERNATIONAL OPERATIONS

Albert Gonzalez is in his first season as Assistant General Manager-International Operations, returning to the Royals after spending the previous 12 seasons as the Miami Marlins' Director of International Operations. In his role, Gonzalez oversees all parts of international operations, including scouting, player development and operation of the club's Dominican Academy.

Gonzalez started his career in the Royals' organization in 1993 as an associate scout, before being promoted to part-time scout and area supervisor by then-Scouting Director, Art Stewart. Gonzalez spent his last seven seasons in Kansas City (1999-2005) as Latin American Scouting and Player Development Coordinator, overseeing the scouting of professional winter leagues in Venezuela and the Dominican Republic and serves as a territorial scout in South Florida.

He was born in Miami and grew up in Hialeah, Fla., graduating from Nova Southeastern University in Fort Lauderdale, Fla., in 1995. Gonzalez and his wife, Heather, reside in Coral Springs, Fla., with their daughters, Shelby and Amanda.



GENE WATSON

SR. DIRECTOR-PRO SCOUTING/ASSISTANT TO GENERAL MANAGER

Gene Watson is in his 12th full season with the Royals' organization and first as the Senior Director-Pro Scouting/Assistant to the General Manager, being promoted on Jan. 29 of this year. He was named a Major League scout for the Royals on August 16, 2006, before being promoted to Coordinator of Pro Scouting on October 31, 2008 and to the Director-Pro Scouting in 2012. Watson oversees the Royals' Pro Scouting staff.

Watson was honored by the Professional Baseball Scouts Foundation in January of this year, receiving the Legends in Scouting Award. The award is presented annually to a pro scout who exemplifies a love for the game and a passion for scouting.

He came to the Royals from the Florida Marlins' organization, where he was a professional scout covering the AL and NL Central Divisions, as well as the Double-A Texas League for four years, including the Marlins' 2003 World Series season. He worked with the San Diego Padres beginning in 1997 and then joined the Atlanta Braves in 2000, working under current Royals' GM Dayton Moore covering a number of minor leagues, as well as evaluating the top amateur players. He has more than 20 years of experience covering Major League Spring Training, minor league scouting, and has scouted the Dominican, Venezuelan and Mexican winter leagues.

Watson has been a member of several USA Baseball selection committees, including for the 2008 Summer Olympics, 2009 World Baseball Classic, the 2009 Gold Medal-winning team at the IBAF World Cup and most recently, for the 2015 Pan Am Games.

He played college baseball at the University of Texas at Arlington from 1989-91 and joined the Texas Rangers stadium operations staff in 1989. A 1987 graduate of Temple High School in Temple, Texas, he now resides in Georgetown, Texas. He and his wife, Melanie, have two children: Tyler (24) and Macey (21). Tyler was selected by the Los Angeles Angels in the 2014 First-Year Player Draft and pitched in the Seattle Mariners' organization in 2017.



KYLE VENA

SR. DIRECTOR-BASEBALL OPERATIONS/ADMINISTRATION

Kyle Vena is in his 23rd season with the Royals and first as the Senior Director-Baseball Operations/Administration, being promoted on Jan. 29. Vena's primary responsibilities include working closely with the club's Assistant General Managers in all facets of the club's administrative needs in the Front Office, including overseeing the daily operations of the Royals Academy in the Dominican Republic and administering the immigration program for all foreign players and staff. In addition, Vena is leading the Baseball Operations department's efforts in developing the Kansas City MLB Urban Youth Academy and serves as the Vice President on the Academy's Board of Directors.

Vena began his baseball career as a bat boy before moving to the clubhouse to assist the Royals' clubhouse manager in day-to-day operations in 2001. He was hired as the Baseball Operations Intern in December, 2005 and was promoted to Baseball Operations Assistant in October, 2006. He was subsequently promoted to Assistant, Scouting and Player Development in October, 2010 before assuming the role of Assistant Director of Player Development.

While in college at the University of Kansas, he served as the student assistant coach for the Jayhawks baseball team. Vena graduated from the University of Missouri-Kansas City School of Law in December, 2005 before passing the Missouri Bar Exam in February, 2006. He received a bachelor's degree in sports management from the University of Kansas in 2002. He graduated from Blue Valley Northwest High School in 1998.

Vena and his wife, Kasey, reside in Olathe, Kan., with their children, Peyton, Owen and Luke.



JOHN WILLIAMS

SR. DIRECTOR-QUANTITATIVE ANALYSIS/PLAYER PERSONNEL

John Williams is in his ninth season with the Royals and first as the Senior Director of Quantitative Analysis/Player Personnel, after being promoted on January 1, 2018. Williams previously served as Director of Baseball Analytics for three seasons, Assistant Director of Baseball Analytics for two seasons, and was a Baseball Operations Assistant for two years. He joined the Royals organization as a Baseball Operations Intern prior to the 2010 season.

Williams is involved in all areas of Baseball Operations and Quantitative Analysis, primarily focusing on pro evaluation and assisting player development.

Before joining the Royals, Williams worked as a research assistant in the Political Science department at Yale University.

Williams received a master's in atmospheric science at MIT in 2008. Previously, he earned a bachelor's of science in geology & geophysics at Yale University in 2005. A native of North Haven, Conn., he currently resides in Kansas City, Mo.



DANIEL MACK

SR. DIRECTOR-QUANTITATIVE ANALYSIS/AMATEUR SCOUTING

Dr. Daniel Mack is in his sixth season with the Royals and his first as the Senior Director of Quantitative Analysis/Amateur Scouting, after being promoted on January 1, 2018. Mack previously served as Director of Baseball Analytics/Research Science for three seasons. He was originally hired by the organization in 2013 as an Analyst in Baseball Analytics. Mack works closely with the Quantitative Analysis staff to assist with research and development across all areas of Baseball Operations with a focus on amateur scouting.

Prior to accepting the job with Kansas City, Mack obtained a doctorate in Computer Science from Vanderbilt University. At Vanderbilt, Mack's dissertation focused on Machine Learning and Anomaly Detection. While pursuing his doctorate, Mack worked as a research assistant at the Institute for Software Integrated Systems where he and his research group won the NASA Associate Administrator Award for Technology and Innovation for work combining machine learning with fault diagnosis.

He was also a teaching assistant while completing his master's degree in computer science with a concentration in machine learning at Columbia University in New York. Mack graduated with a bachelor's degree in computer science from the University of Notre Dame in 2006.

A native of Reno, Nev., he resides in Kansas City, Mo.



LONNIE GOLDBERG

DIRECTOR-SCOUTING

Lonnie Goldberg is in his eighth season as the Royals' Director of Scouting and 11th season overall with the organization. He previously served as the club's Director of Baseball Operations for three seasons.

Goldberg spent the previous six years in Atlanta as an area scout and, most recently, as a national scouting supervisor. As an area scout, he covered various territories including Canada and the Northeast. He also has scouted the junior college ranks extensively.

The Fairfax, Va., native was a 27th-round selection by the Rangers in 1993 following a standout career at George Mason. At GMU, he played for Royals' GM Dayton Moore and with Royals' VP/Assistant GM-Player Personnel J.J. Picollo. An infielder, Goldberg played three seasons in the minors with Texas before playing in both the Independent Leagues and overseas in Taiwan.

He ended his playing career in 2000 in the Rockies' system before managing the Yuma Bullfrogs in the Independent Western League in 2001.

He and his wife, Blythe, son, Jaxon, and daughter, Jaden, reside in Overland Park, Kan.



ALEC ZUMWALT

DIRECTOR-BASEBALL OPERATIONS/PLAYER DEVELOPMENT & SCOUTING

Alec Zumwalt is in his seventh season with the Royals and first as Director of Baseball Operations/Player Development & Scouting. He was named to the position on Nov. 21, 2017, after serving as a Pro Scout in 2012 and Major League Advance Scout 2013-2017. Alec was awarded the Kansas City Royals Art Stewart Scout of the Year Award for his efforts during the 2015 season.

Zumwalt was committed to the University of North Carolina at Chapel Hill before being drafted in 1999 by the Atlanta Braves in the fourth round out of East Forsyth High School (Kernersville, NC). He went on to play 10 minor league seasons as an outfielder and pitcher with Atlanta, Tampa Bay, Milwaukee and Oakland.

Alec, wife Kristen, four sons, Xander, Brooks, Keelan, Trace and daughter Kaia, will be relocating from Summerfield, N.C. to Kansas City in 2018.



RYAN MAID

DIRECTOR-BEHAVIORAL SCIENCE

Ryan Maid is in his first season with the Royals as the Director of Behavioral Science. He joined the organization in 2017 after spending two years with the Atlanta Braves as the Director of Performance Psychology.

Maid previously worked as a Navy Psychologist for seven years, serving as the Command Psychologist for Naval Special Warfare Training Command (2013-17) and as the Officer in Charge of the Operational Stress Control and Readiness program for the Sixth Marine Regiment (2011-13). He originally joined the Navy in 2010 through a postdoctoral fellowship program and was honorably discharged as a Lieutenant Commander in March of 2017.

He earned his Bachelor's degree in psychology with a minor in coaching from the University of Central Missouri in 2004. Maid furthered his education at the Forest Institute of Professional Psychology in Springfield, Mo., earning a Master's degree and a Doctorate degree in clinical psychology in 2006 and 2008, respectively.

Born in Independence, Mo., Ryan and his wife, Erica, reside in Kansas City with their dog, Winston and cat, Scrapper.



MATT MARASCO

DIRECTOR-LEADERSHIP DEVELOPMENT

Matt Marasco is in his first season as a full-time member of the Royals' front office, serving as the Director of Leadership Development. In this role, he serves alongside every department within Baseball Operations with the goal of developing healthy leaders, implementing an organization-wide curriculum and training program. He also coordinates Baseball Chapel at every level within the organization, ensuring that it remains an interdenominational program that is inclusive for all who choose to participate.

Matt has previously worked with the Royals as the team's Chaplin for the Baseball Chapel and pastored at Redeemer Fellowship in Kansas City for the past seven years. He led in areas of counseling and leadership development. In 2014, he led the launching of another congregation, Redeemer Fellowship in Johnson County. Prior to being on staff at Redeemer, he worked in the fields of exercise science and corporate wellness.

He received a Bachelor of Science in health promotion from Emporia State University in 2008. A native of Wichita, Kan., Matt and his wife, Jenn, reside in Kansas City, with their sons, Titus and Bram and daughters, Mabeline and Lottie.



GUY STEVENS

DIRECTOR-BASEBALL ADMINISTRATION/QUANTITATIVE ANALYSIS

Guy Stevens is in his sixth season in the Royals' organization and first as the Director of Baseball Administration/Quantitative Analysis. In his role, he's in charge of quantitative research and development in support of the Baseball Operations department. He has previously served as a Coordinator and Assistant to Baseball Analytics, as well as an intern in the department.

Stevens spent part of the 2012 season with the New York Mets, working as a summer intern in their Baseball Operations department.

Stevens graduated from Pomona College in Claremont, Calif., in 2013, where he was a double major in mathematics and economics. He pitched at Pomona for four seasons, earning all-league honors in 2012. He was a member of the Israeli National Baseball Team from 2010 to 2015, when he retired as a player.

A native of Lafayette, Calif., Stevens currently lives in Kansas City, Mo. with his wife, Sarah.



MICHAEL CIFUENTES

DIRECTOR-PROFESSIONAL SCOUTING

Michael Cifuentes is in his first year as a Director of Professional Scouting and fourth overall with the Royals, serving as an Analytics Intern in 2015 and Assistant to Baseball Operations in 2016 and 2017. In his current role, Cifuentes communicates with the professional scouting staff about players and assignments while maintaining duties in Advance Scouting and the Quantitative Analysis department.

He joined the Royals prior to the 2015 season after serving as an Advance Scout Trainee for the Washington Nationals in 2012 and a Player Development Intern with the New York Mets in 2011.

Cifuentes was a four-year letterwinner at Wesleyan University (CT), where he served as the team's co-captain during his senior season, while he was named the Most Improved Player as a sophomore. He graduated from Wesleyan with a Bachelor of Arts degree in Economics in 2010 and from Texas A&M with a Master of Science degree in Applied Statistics in 2017.

A native of College Station, Texas, Cifuentes currently resides in Parkville, Mo with his fiancé Lauren.



DAN ONTIVEROS

ASSISTANT DIRECTOR-SCOUTING

Dan Ontiveros is in his second season as the Assistant Director of Scouting and 12th in the Royals' organization. In his role, he assists in the day to day operations of the amateur scouting department. He has previously served as an area scout, west coast supervisor and national cross checker during his time with the Royals.

His scouting career includes stints with the St. Louis Cardinals (1998-2004) and Chicago White Sox (2005-2007).

The 2008 Art Stewart Scout of the Year played baseball at Santa Ana College, where he was teammates with former Royal Bob Hamelin. He finished his collegiate career at Sacramento State. Ontiveros currently resides in Laguna Niguel, Calif., with his wife Julie, and daughter Casey.



ART STEWART

SR. ADVISOR TO THE GENERAL MANAGER

The longest-tenured associate in the organization, Art Stewart is in his 49th season with the Royals, 66th in professional baseball and 16th as the Senior Advisor to the General Manager. Stewart was inducted as the 23rd member of the Royals Hall of Fame as well as the Professional Scouts Hall of Fame in 2008. He was also the 2007 winner of the Roland Hemond Award for long-time service in scouting and player development. Stewart has held the position of Senior Special Assistant to the General Manager since 1997 after serving as the Director of Scouting since 1984.

In 2016, Stewart was inducted into the Missouri Sports Hall of Fame at a ceremony in Springfield, Mo. The previous year, he received the "Legends in Scouting" Award in Los Angeles, Calif., at the Professional Baseball Scouts Foundation's annual dinner.

During his tenure as Director of Scouting, the Royals were named Major League Baseball Organization of the Year by *USA Today* in 1984, *Baseball America* in 1994, and *Topps, Inc.* in 1984-85 and 1994-95. Stewart drafted more than 70 players who have reached the Major Leagues, including Bo Jackson, Royals Hall of Famers Kevin Appier and Mike Sweeney as well as Brian McRae, Johnny Damon, Joe Randa and Carlos Beltran. He is a 24-year member on the Major League Scouting Bureau Board of Directors.

Stewart has played a major role in the origination of the Royals Dominican program, helping the club start the Salcedo Academy in the Dominican Republic. He was recognized in 1998 when the former Royals Academy building was named in his honor.

Before joining the Royals front office, he spent 16 years covering the Midwest as a Royals scout. He began his career in professional baseball in 1953 as a territorial scout for the New York Yankees and was the Midwest Scouting Supervisor from 1958-69.

Stewart has received numerous awards during his 65 years in baseball, including the Ewing M. Kauffman Scouting Award in 1970 and 1983. In 1998 he received an award for "Long Meritorious Service to Baseball" from colleagues and the *Topps Company*. He received the Bing Devine Executive of the Year Award at the second St. Louis Major League Scouts Hall of Fame Banquet in 1998 and was named "Mister Baseball" at the 29th Kansas City Royals Awards Banquet in January of 1999.

Stewart was honored prior to the 2002 season at the Pitch and Hit Club of Chicago's 56th Annual Dinner with the prestigious Baseball Excellence Award, given for meritorious service to the game of baseball. In 2008, he received the Midwest Scout of the Year Award from the Scout of the Year Foundation. Also in 2008, Stewart had the observation tower named in his honor. The Art Stewart Tower overlooks four fields at the Royals' Spring Training Complex in Surprise, Ariz.

Stewart resides in Lee's Summit, Mo., with his wife, Rosemary. He has one daughter, Dawn, and two grandsons, David and Mark. In 2014, Stewart co-authored "The Art of Scouting – Seven Decades of Chasing Hopes and Dreams in Major League Baseball."



DONNIE WILLIAMS
SR. ADVISOR TO THE GENERAL MANAGER

Donnie Williams serves as Senior Advisor to General Manager Dayton Moore for the 11th season after previously working as a Major League Scout for the Tampa Bay Devil Rays since the fall of 1996. In 2003, Williams was named Midwest Scout of the Year. He is no stranger to Royals' GM Dayton Moore's philosophy of developing young talent, as he worked with the Braves as a scout from 1981-96. He joined the Braves as an area supervisor and regional crosschecker in 1981 and was promoted to Major League scout in 1987, a position he held through 1996.

Williams also worked for the San Diego Padres from 1969 to 1980. He joined the organization in 1969 as part of the franchise's original group of scouts and served as an area scout, crosschecker and minor league coordinator. He was also a Major League coach for the Padres from 1977-80, serving as first base coach, third base coach and bench coach during those four seasons.

Williams signed with the Brooklyn Dodgers in 1956 at the age of 17 out of high school as a shortstop and spent 10 years in the system, capped by a 1967 season as player/coach. He resides in Paragould, Ark., with his wife, Marianne. They have three children: Jamie, Tom and Briget.



MIKE ARBUCKLE

SR. ADVISOR TO THE GENERAL MANAGER/SCOUTING & PLAYER DEVELOPMENT

Mike Arbuckle joined the Royals on November 14, 2008 as Senior Advisor to the General Manager/Scouting & Player Development. He previously served the Philadelphia Phillies as Assistant General Manager/Scouting and Player Development from October, 2001 to his appointment with KC. Prior to that time he had served as the Phillies' Director of Scouting since November, 1992.

Arbuckle was named the Major League Baseball Midwest Scout of the Year at the 2015 Winter Meetings in Nashville, Tenn. He also received a Legends of Scouting Award from the Professional Baseball Scouts Foundation on January 12, 2013.

In his role with the Phillies, Arbuckle was responsible for overseeing the scouting staff, amateur draft, international scouting program and professional scouting program. He also oversaw the player development staff and minor league instructional program along with assisting the general manager with Major League player personnel decisions such as trades and free agent acquisitions.

Arbuckle began his scouting career as a part-time scout with the Phillies in 1977 before joining the Atlanta Braves in 1980 for a 12-year stint in which he served as an area scout, regional scouting supervisor and national cross-check scout. He has scouted at all levels during his career.

A graduate of Trenton (Mo.) High School and North Central Missouri College, Arbuckle received a bachelor's degree in education from Northwest Missouri State University and a master's in secondary education from the University of South Alabama. He was a 1969 draft selection by the St. Louis Cardinals.

Arbuckle and his wife, Martha, reside in Liberty, Mo. They have two daughters, Shelly and Kellie. They also have four grandchildren: Bethni, Austin, Katey and Emma, as well as two great-grandchildren, Addison and Aiden.



GENE LAMONT

SR. ADVISOR TO THE GENERAL MANAGER/BASEBALL OPERATIONS

Gene Lamont is in his first season in the Royals' front office and his 54th overall in professional baseball. The former major league manager was hired as a Senior Advisor to the General Manager/Baseball Operations on Jan. 16.

Lamont previously served as a member of the Detroit Tigers' coaching staff for the last 12 seasons as the third base coach (2006-12) and bench coach (2013-17) under both Jim Leyland and Brad Ausmus. His Major League career also includes managerial stops with the Chicago White Sox (1992-95) and Pittsburgh Pirates (1997-2000), where he compiled a 553-562 overall record. He guided the White Sox to the American League West title in 1993 and was named AL Manager of the Year that season. He has also held big league coaching titles with Pittsburgh (1986-91, 1996), Boston (2001) and Houston (2002-04), serving as third base coach at each stop.

Lamont began his managerial career in the Royals' organization with Class-A Fort Myers (Fla.) in 1978, before managing at Jacksonville (1980-83) and Omaha (1984-85).

He was originally selected by Detroit in the first round of the 1965 Draft and played 13 seasons of pro baseball, including 12 in the Tigers' organization. He reached the big leagues in 1970 and played in parts of five Major League seasons (1970-72, 1974-75).

A native of Rockford, Ill., Lamont and his wife, Melody, reside in Sarasota, Fla., during the offseason. The couple has two adult children – Melissa and Wade.



LOUIE MEDINA

SPECIAL ASSISTANT TO THE GENERAL MANAGER/PLAYER PERSONNEL

Louie Medina is in his 18th year in the Royals' organization and 11th as Special Assistant to the General Manager/Player Personnel. He also spent three seasons as a Professional Scout. Medina was awarded the Royals' Art Stewart Scout of the Year award in 2009.

Medina joined the Royals after spending five years as an Area Supervisor for the Arizona Diamondbacks. Before scouting for the Diamondbacks, he enjoyed an 11-year playing career that began in the Cleveland Indians organization as a first baseman and outfielder. After seven years with the Indians, he played one season in the Royals' organization at Omaha. He completed his playing career in Japan, playing for Hiroshima from 1993-95.

He was elected to the Colorado Springs Sky Sox Hall of Fame in 1992, while he was also named to the Colorado Springs Sports Hall of Fame in 2013.

Medina, a member of the 2008 Summer Olympic Baseball selection committee and the 2009 World Baseball Classic selection committee, graduated from Warren High School in Downey, Calif. He attended and played baseball at Cerritos Junior College in Norwalk, Calif. for two years and then Arizona State University for two years. He currently resides in Phoenix, Ariz., with his wife, Carla, and triplets: Arianna, Chloe and Garrett.



PAT JONES

SPECIAL ASSISTANT TO THE GENERAL MANAGER

Pat Jones enters his 27th year in professional baseball and his 21st with the Royals' organization. Named as Special Assistant to the GM in June of 2000, Jones' primary responsibility is covering the Major Leagues for trade and free agent acquisitions.

One of the original hires by the Colorado Rockies' franchise in 1992, Jones won Rockies' Scout of the Year honors in 1994. He joined the Royals organization in 1997 as East Coast Crosschecker and was named National Crosschecker in 1999.

Jones graduated from Ottumwa (Iowa) High School. He attended Indian Hills Community College in Centerville, Iowa, and received his Bachelor of Science degree from Southern Arkansas University in 1988. He currently resides in Bradenton, Fla., with his wife, Milly.



MIKE TOOMEY

SPECIAL ASSISTANT TO THE GENERAL MANAGER

Mike Toomey, in his 39th year of professional baseball, joined the Royals in 2006 as Special Assistant to the General Manager after serving as a Pro Scout for the Washington Nationals and a National Crosschecker with the Montreal Expos. He had been with the Expos/Nationals' organization since 2002 after working with Cleveland, San Francisco, Texas and the New York Mets.

He also has a wealth of international scouting experience as he has scouted Japan, Korea, the Dominican Republic, Puerto Rico, Canada, Italy, Colombia and Venezuela.

Toomey began his career in Major League Baseball working in the Pittsburgh Pirates' organization as a minor league manager from 1980-81. Prior to that, he was the head coach at George Washington University from 1975-79, where he led the Colonials to three-straight NCAA postseason appearances. He has been inducted into the Montgomery Junior College Hall of Fame, the George Washington Hall of Fame, the Mid-Atlantic Scouts Hall of Fame and Professional Baseball Scouts Hall of Fame.



TIM CONROY

SPECIAL ASSISTANT TO THE GENERAL MANAGER

Tim Conroy is in his seventh season with the Royals after being hired by Kansas City as a Special Assistant to the General Manager on October 18, 2011. Conroy joined the Royals from the Atlanta Braves' organization, where he held the position of Special Assistant to the General Manager/Major League scout, beginning in 2004.

Conroy served the Braves as a national scouting supervisor (2001-02) and a national cross checker (2003-04). Prior to his time in the Atlanta organization, Conroy worked as an area scout and an East Coast regional supervisor with the St. Louis Cardinals from 1994-2000.

A first-round selection of the Oakland Athletics in 1978, Conroy pitched in the Majors with the A's (1978, 1982-85) and Cardinals (1986-87). He and his wife, Michele, reside in Monroeville, Pa., with their children: Jenna, Brooke and T.J.



JIM FREGOSI, JR.

SPECIAL ASSISTANT TO THE GENERAL MANAGER

Jim Fregosi, Jr. is in his seventh season with the Royals after joining the organization on October 18, 2011 as a Special Assistant to the General Manager.

Fregosi, Jr. spent 17 years with the Philadelphia Phillies' organization, the last three (2009-11) as a Major League scout. He initially joined the Phillies as an area scout in 1992 after completing a six-year minor league playing career. He also scouted for the Colorado Rockies from 1999-2000 before returning to the Phillies in 2001.

He attended the University of New Mexico, where he was named a first-team All-American as well as the Western Athletic Conference Player of the Year in 1985. Fregosi, Jr. was selected by the St. Louis Cardinals in the second round (42nd overall) of the 1985 Draft.

The son of former Major League manager, the late Jim Fregosi, Fregosi, Jr., was born in Inglewood, Calif., and now resides in Murrieta, Calif., with his wife, Mary, and their children: Jimmy, Katelyn and Joey.



RUSTY KUNTZ

SPECIAL ASSISTANT TO THE GENERAL MANAGER/QUALITY CONTROL

Rusty Kuntz is in his 11th season with the Royals and first as the Special Assistant to the General Manager/Quality Control. He spent the last six seasons serving as the Major League club's first base coach, after serving in the same role from 2008-10. In between his time as the first base coach at the Major League level, Kuntz was Kansas City's minor league outfield/baserunning coordinator.

During his time with the Royals, he's helped convert Alex Gordon from an infielder to a five-time *Rawlings* Gold Glove winner in the outfield. Under Kuntz's tutelage, Gordon and former Royal Lorenzo Cain combined for four All-Star selections and four *Wilson* Defensive Player of the Year awards.

Prior to his time in Kansas City, Kuntz held various coaching positions in the Houston Astros (1987-88), Seattle Mariners (1989-92), Florida Marlins (1993-2001), Atlanta Braves (2002) and Pittsburgh Pirates' (2003-07) organizations.

A member of the 1984 World Series champion Detroit Tigers as a player, Rusty resides in Stilwell, Kan., with his wife Salli. The couple's son, Kevin, also works in the Royals' front office after spending two years as a player in KC's minor league system.



RAFAEL BELLIARD

SPECIAL ASSISTANT TO THE GENERAL MANAGER

Rafael Belliard is in his fifth year with the Royals, adding Infield Coordinator to his duties in 2015. He served as Detroit's infield coach under Jim Leyland from 2006 to 2013 and was the first base coach in 2013. Belliard was a roving minor league infield instructor with Atlanta from 2000 to 2005.

He played 20 seasons of professional baseball, including 17 at the Major League level.

Belliard played on eight division-winning clubs with Pittsburgh and Atlanta, including the World Series champion Braves club in 1995.

Belliard resides in Boca Raton, Fla., with his wife Leonora. The couple has one son, Kevin.



MIKE SWEENEY

SPECIAL ASSISTANT-BASEBALL OPERATIONS

Mike Sweeney is in his fifth year as part of the Royals' front office after rejoining the organization on February 7, 2014, being named a Special Assistant-Baseball Operations.

He spent 13 of his 16 Major League seasons in Kansas City (1995-2007), batting .299 and belting 197 home runs with the Royals. His standout seasons included 2000, when he knocked in 144 runs and 2002 when he batted .340, second highest in club history to George Brett's .390 in 1980. He also served as KC's team captain from 2003-07.

Sweeney was elected to the Royals Hall of Fame on February 25, 2015 and was officially inducted on August 15 that season. He was a five-time All-Star (2000-03, 2005), and is one of five Royals to be selected to five All-Star Games or more. He was also named Royals Player of the Year three times and ranks among the top six in 17 different offensive categories.

He was selected by the Royals in the 10th round of the 1991 First-Year Player Draft after graduating from Ontario (Calif.) High School.

Sweeney resides in San Diego, Calif., with his wife, Shara, sons Michael and Donovan, and daughters, McKara, Fiona and Quinn.



REGGIE SANDERS

SPECIAL ADVISOR TO BASEBALL OPERATIONS

Reggie Sanders is in his second season in the Royals' organization, joining as a Special Advisor to Baseball Operations in 2017. In his role, he works on special assignment projects throughout the club's minor league system and serves as a coach during Spring Training.

A 1995 All-Star, Sanders wrapped up his playing career with the Royals in 2007, retiring after 17 big league seasons with eight different organizations, including two in Kansas City (2006-07). He finished with a .267 career batting average with 341 doubles, 305 homers and 983 RBI. During his All-Star season, he batted .306 with 36 doubles, 28 homers and 99 RBI with the Cincinnati Reds, finishing sixth in MVP voting that year.

A native of Florence, S.C., Sanders resides in Myrtle Beach, S.C., with his wife, Wyndee. The couple has four daughters, Cody, Carrigan, Carson and Cooper and one grandson, Campton.



NICK LETO

MANAGER-ARIZONA OPERATIONS

Nick Leto begins his 11th full season as Manager of Arizona Operations in 2018. In his role, Leto works closely with player development, as well as amateur and international scouting, assisting daily operations, including minor league travel coordination. He manages the Royals' Surprise, Ariz. complex, while also providing support for amateur and international scouting. During his time with the organization,

he has fulfilled some international scouting assignments.

Prior to joining the Royals, he worked as a minor league equipment manager in the Atlanta Braves' organization from 2003-2007. He also served as a clubhouse assistant for the Detroit Tigers from 1999-2003. Leto worked for the MLB European Academy in Italy in 2006 and 2007 and served as an American League clubhouse assistant at the 2005 All-Star Game in Detroit.

He received a degree in business administration from Central Michigan University, where he worked in different capacities with the CMU football program from 1998-2002.

Leto resides in Surprise, Ariz., with his wife, Christine, daughters, Olivia and Alexandra and dog, Augie.



CHINO CADAHIA

SENIOR COORDINATOR-PLAYER DEVELOPMENT

Chino Cadahia is in his eighth season with the Royals and fourth as the Senior Coordinator-Player Development. He has also served as Advisor to Player Development in 2014, bench coach for the Major League club in 2012 and 2013 and was a Special Assistant to Player Development in 2011.

He spent 15 seasons in the Braves' organization, including four as the bench coach for the Major League club (2007-10). He started with the Braves in 1996 as the roving catching coordinator and was named minor league field coordinator in 1997.

Prior to his time with Atlanta, Cadahia was in the Rangers' minor league system for 12 seasons as a pitching coach and manager. Cadahia was drafted by the Philadelphia Phillies out of Miami-Dade Community College. He played in the minors from 1977 to 1983 for the Phillies and Minnesota Twins.

Born in Havana, Cuba, Cadahia resides in Scottsdale, Ariz., with his daughter, Lauren.



ORLANDO ESTEVEZ

COORDINATOR-LATIN AMERICA SCOUTING

Orlando Estevez begins his 15th season with the Royals and sixth as Coordinator of Latin American scouting. The 2011 Art Stewart Scout of the Year began his professional baseball career with the California Angels as a part-time scout and coach for the club's rookie league affiliate in Mesa, Ariz., from 1987-90. He then worked as an area scout for the Houston Astros, covering South Florida from 1990-96.

Estevez graduated from Pace High School in Opalocka, Fla., and attended Miami-Dade Community College. While at Miami-Dade, he served as an assistant coach and recruiter.

He and his wife, Ivonne, reside in Pembroke Pines, Fla., with their four children: Daniel, Lauren, and twins, David and Ryan.



EMILY PENNING

EXECUTIVE ASSISTANT TO THE GENERAL MANAGER

Emily Penning is in her 11th season with the Royals and her sixth as Executive Assistant to General Manager Dayton Moore. Penning joined the Royals as Administrative Assistant to Baseball Operations in 2008 after previously working for the Atlanta Braves' organization, where she was the Human Resources Coordinator from December, 2004 to 2008.

Prior to working for Atlanta, Penning worked at Turner Broadcasting System, Inc., as the Turner Temp Coordinator. Before moving to Atlanta, Penning lived in her hometown of Springfield, Ill., and her work experience included positions within the Ameren Corporation and the United States Secret Service.

Penning attended Southern Illinois University and Lincoln Land Community College. She resides in Kansas City, Mo.



JACK MONAHAN

COORDINATOR-SCOUTING OPERATIONS

Jack Monahan is in his ninth year with the Royals organization and second as the Coordinator-Scouting Operations. In his position, he works closely with Director of Scouting, Lonnie Goldberg and assists in all aspects of the Amateur Scouting Department. Monahan had previously served as an Assistant to Amateur Scouting from 2013-16 and was the Baseball Operations Intern from 2011-12. He began with the organization as a Minor League Video Intern with the Northwest Arkansas Naturals.

An Overland Park, Kan., native, and Shawnee Mission South graduate, Monahan earned his bachelor's degree in psychology from Dartmouth College in 2009. While at Dartmouth, he was a catcher with the baseball team for four seasons and captained the 2009 Ivy League Championship squad.

He resides in Overland Park, Kan., with his wife, Liz, daughter, Blake and son, Wes.



NICK RELIC

ASSISTANT TO PLAYER DEVELOPMENT/VIDEO COORDINATOR

Nick Relic is in his second season as the club's Assistant to Player Development/Video Coordinator, while it's his eighth season with the Royals organization. He has previously served as a Minor League Video Coordinator (2015-16) as well as a Baseball Operations intern during the 2013 and 2014 seasons. In his role, Relic assists in all aspects of Player Development and is responsible for overseeing all minor league video and amateur scouting video operations.

Relic first began working for the Royals as an intern in the video department at Omaha (AAA) in 2011. He also spent one year as the Arizona Operations intern in Surprise, Ariz. Prior to that, he was an intern with the independent Kansas City T-Bones for two seasons.

A native of Shawnee, Kan., Relic graduated from Shawnee Mission North High School and earned a bachelor's degree in business administration from Kansas State University, while he held a minor in economics. He resides in Leawood, Kan., with his fiancé, Megan.



PAUL TURNER

SENIOR DEVELOPER OF BASEBALL SYSTEMS

Paul Turner is in his second season with the Royals as the Senior Developer of Baseball Systems. His primary responsibilities include building software to automate the importing of data from several sources as well as developing applications used to help evaluate prospects, track player development and prepare for opponents.

Turner came to Kansas City after working at Indiana University as a Senior Developer in the Kelley School of Business. He received a Master's of Science degree from IU in computer science in 2013, while he graduated from DePauw University (Indiana) with a bachelor's degree in philosophy in 2008.

A native of Columbus, Ind., Turner resides in Kansas City, Mo.



JOSEPH SAN DIEGO

BASEBALL SYSTEMS DEVELOPER

Joe San Diego is in his second season as the Royals' Baseball Systems Developer. In his position, he collaborates with the baseball operations staff to create and improve internal analysis and informational tools.

Prior to joining the organization, San Diego served as a Senior Staff Engineer in QA Automation at Palo Alto Networks in Santa Clara, Calif. While there, he built automated tools for the QA team to ensure all enterprise security products were of the highest quality before being delivered to thousands of customers worldwide.

San Diego graduated from Cal Poly-San Luis Obispo in 2011 with a bachelor's degree in computer engineering. He resides in Kansas City, Mo., with his wife, Lisa.



AUSTIN DRIGGERS

SPORTS SCIENCE COORDINATOR

Austin Driggers enters his sixth year with the Royals and second as the Sports Science Coordinator, being promoted on Nov. 20, 2016. He served four seasons as a minor league strength and conditioning coach, including three with Northwest Arkansas and one in Burlington.

He joined the Royals in 2013 from East Tennessee State University, where he earned his master's degree in sport physiology and performance, while serving as a sport scientist and strength and conditioning coach for the men's baseball team, and research assistant for the Center of Excellence in Sport Science and Coach Education. Driggers' career began as a sport physiology and strength and conditioning intern at the U.S. Olympic Training Center in Lake Placid, N.Y. He holds a bachelor's degree in applied health science from Wheaton College, where he played baseball and football.

A native of Abilene, Texas, he currently resides in Goodyear, Ariz., with his wife, Jillian and their son, Rylan.



KEVIN KUNTZ

BASEBALL OPERATIONS ASSISTANT

Kevin Kuntz is in his second year as the Baseball Operations Assistant and third year in the front office, after serving as an intern in 2016. In his role, Kuntz provides support for all aspects of the Baseball Operations.

Prior to joining the department, Kuntz played two seasons (2013-14) in the Royals' organization, with Burlington (Rookie) and Lexington (A). He also served as a coach at Burlington in 2015. He was selected by Kansas City in the 28th round of the 2013 First-Year Player draft after playing four years at the University of Kansas. While at KU, he was a two-time team Gold Glove Award winner and led the NCAA in sacrifices per game (0.64) in 2013.

He graduated from KU with a bachelor's degree in applied behavioral science.

Kevin is the son of Salli and Rusty Kuntz. Rusty also works in the Royals' front office and formerly served as the club's first base coach. Kevin resides in Overland Park, Kan.





DARWIN PENNYE

EXECUTIVE DIRECTOR

Darwin Pennye is in his second year with the Urban Youth Academy and first as the Executive Director. He came to the Royals after a career as a Texas High School Athletic Director, Coach, and Educator.

Pennye is the first Director of the Urban Youth Academy, which opened its doors in March, 2018. He is responsible for overseeing the entire day-to-day operation of the Urban Youth Academy. The Urban Youth Academy provides the youth of Kansas City with a dual opportunity, to develop into high character, productive members of society and learn the skills of our national pastime.

Pennye's coaching background includes stints as a minor league coach in the Houston Astros' system (1998), an assistant coach at St. Pius X High School in Houston and a head coaching position at Bay Area Christian High School in League City, Texas. In 2008, Pennye assumed the role of Athletic Director and also served as the head football coach for three seasons. Most recently, he served as the Athletic Director and head baseball coach at Logos Preparatory Academy in Sugarland, Texas.

In 2003, Pennye earned a bachelor of science degree in Organizational Leadership from the College of Biblical Studies in Houston. Pennye is a licensed and ordained minister in the Baptist Church.

Pennye and his wife of 28 years, Maria, currently reside in Kansas City, Mo.



LIVI ABNEY

DIRECTOR OF OPERATIONS

Livi Abney is in her first year as the Director of Operations with the Kansas City Urban Youth Academy. In her role, she oversees the academy's daily operations, scheduling of the facility and finances, while developing and growing the softball program.

Abney previously served as the Volunteer Assistant Softball Coach at the University of Nebraska from 2016-17. Prior to that, she was the Director of Softball Operations at Mac n Seitz Baseball/Softball Academy from 2012-15, while also serving as the head coach at Shawnee Mission South High School in Overland Park, Kan.

She played softball collegiately at the University of Wisconsin (2007-09) as well as the University of Northern Iowa (2010-11). Abney graduated from UNI with a Bachelor's degree in Behavioral Sciences-Family Services in 2011. She completed a Master's degree in Higher Education Administration with emphasis in sports, from the University of Missouri-Kansas City in 2015.

A native of Susanville, Calif., Abney grew up in Lawrence, Kan., and now lives in Kansas City.



ANGEL MCGEE

MANAGER-COMMUNICATIONS & OUTREACH

Angel McGee is in her second year with the Urban Youth Academy and first as the Manager-Communications & Outreach. In her role, McGee is responsible for developing and implementing community outreach strategies that support the Academy's image. She does this using marketing and communications initiatives through strategic partnerships, social media, media relations, event planning, staff management and fundraising.

Previously, McGee served as the Royals' Event Presentation and Production intern during the 2016 season and joined the organization in 2013 as a Mascot Assistant and also worked part-time as a member of the Game Crew. Simultaneously, she worked with the Kansas City Chiefs as a Play 60 Youth Outreach Guide and Play 60 School Assembly host. She has also served as a Field Coordinator with the Chiefs' Game Entertainment department the past four seasons.

A 2012 graduate of Truman State University in Kirksville, Mo., McGee received her bachelor's degree in Communications with emphasis in journalism and also minored in Spanish.

She resides in Lee's Summit, Mo., with her daughter, Leila.



DYLAN WILSON

MANAGER-SPORTS MEDICINE

Dylan Wilson is in his second year at the Kansas City Urban Youth Academy and first as the Manager-Sports Medicine. In his position, he develops, coordinates, and administers a comprehensive sports medicine program at the Urban Youth Academy to ensure healthy lifestyles and player safety.

Prior to joining the staff at the UYA, Wilson was a graduate assistant athletic trainer at the University of Missouri-Kansas City, while receiving a Master's degree in Higher Education Administration/Urban Leadership there. He also served as an athletic training intern with the Kansas City Chiefs during the summer of 2009.

Wilson received his bachelor's degree in Athletic Training at the University of Central Missouri in 2014.

A native of Kansas City, Wilson resides in Lee's Summit, Mo., with his fiancé, Kelcey, and son, Jaxon.



ASHLEY NEWMAN

SOFTBALL PROGRAM COORDINATOR

Ashley Newman is serving her first year as the Softball Program Coordinator for the Kansas City Urban Youth Academy. She is responsible for the development and implementation of educational programming and assisting with the development of the softball program.

Newman played softball collegiately at the University of Kansas from 2010-14, where she also earned a bachelor's degree in African-American Studies. She served as the Volunteer Assistant Softball Coach at KU during the 2014-15 season.

A native of Salina, Kan., she resides in Lawrence, Kan. Her cousin, Terence Newman, played football at Kansas State University and for the Dallas Cowboys.





DR. VINCENT KEY

TEAM PHYSICIAN

Dr. Vincent Key is in his eighth season as the Head Team Physician for the Royals. He currently is an Associate Professor of Orthopedic Surgery/Sports Medicine at the University of Kansas Medical Center (Department of Orthopedic Surgery).

Dr. Key is a graduate of Spring Hill (Kan.) High School. He received his bachelor's degree in pre-medicine at Kansas State University where he was also a track and field athlete. He attended medical school at the University of Oklahoma College of Medicine and did an Orthopedic Surgery residency at King/Drew Medical Center in Los Angeles, Calif. Dr. Key completed a Sports Medicine Fellowship with Wellington Orthopedics/University of Cincinnati.

He enjoys family time, fishing and coaching youth sports. He resides in Overland Park, Kan., with his wife, April, and their four children: Kaelin, Cameron, Carson and Kaiya.



NICK KENNEY

HEAD ATHLETIC TRAINER

Nick Kenney is in his ninth season as the Major League head athletic trainer after joining the organization on October 23, 2009. Kenney was selected as a member of the 2012 American League All-Star team. He and his staff were honored to receive the 2011 Dick Martin Award and the 2013 Professional Baseball Athletic Trainers Society (PBATS) Major League Training Staff of the Year award.

Kenney (A.T.C./CSCS) spent five seasons as the assistant athletic trainer for the Cleveland Indians from 2005-09. He also spent two years (2003-04) as the assistant athletic trainer for the Cincinnati Reds. He was program manager of sports medicine for TriHealth, the official medical provider of the Reds from 2001-02. While with TriHealth, Kenney was involved extensively with healthcare coordination and rehabilitation, including the programs used by Reds' Major and minor league players. Prior to his position with TriHealth, he served for seven seasons as head athletic trainer for the Cincinnati Cyclones professional hockey club.

A graduate of Clinton-Massie (Clarksville, Ohio) High School and Wilmington College (Ohio), Kenney is a member of the National Athletic Trainers Association and the Professional Baseball Athletic Trainers Society, currently acting as the American League Head Athletic Trainer Representative on the Executive Board.

He resides in Overland Park, Kan., with his wife, Patty, and their four children: Paige, Colin, Nathan and Madison.



KYLE TURNER

ASSISTANT ATHLETIC TRAINER

Kyle Turner is in his ninth season as an assistant athletic trainer. From 2007-09, he served as the Royals' minor league medical coordinator after seven seasons with the Texas Rangers in different capacities in the minor leagues.

Following his graduation from Southern Utah University, Turner took his first athletic training position as the head athletic trainer at Northern Oklahoma College. He has worked in professional baseball since the 2000 season, after spending two-and-a-half years at NOC.

Kyle enjoys playing golf, hunting, fishing and home improvement projects during his free time, but most importantly spending time with his wife, Wendy, and daughters, Brooke and Malia.



RYAN STONEBERG
STRENGTH & CONDITIONING COACH

Ryan Stoneberg begins his 17th season with the Royals and his seventh as Major League strength and conditioning coach. He served the previous five years as minor league strength and conditioning coordinator, and the five seasons prior as Latin America strength and conditioning coordinator. His current duties include coordinating all strength and conditioning activities across both the Major and minor leagues of the organization. In 2015, he was named the recipient of the Nolan Ryan Award by the Professional Baseball Strength and Conditioning Society. The annual award honors an outstanding strength and conditioning coach in professional baseball.

Stoneberg joined the Royals from the Diamondbacks' organization, where he served as a minor league strength and conditioning coach from 1999-2001. He earned his bachelor of science in physiological sciences from the University of Arizona in 1999, while pitching for the Wildcat baseball team. Stoneberg also played baseball and received an associate of arts and associate of math and science degrees from Lassen Community College in 1996. Under the guidance of Steve Abney, Glen Yonan and John Deal, his Cougar baseball team made the semifinal round of the NJCAA Tournament twice, the only two visits in school history.

He resides in Phoenix, Ariz. during the offseason, and has a daughter, Sydney.



JEFF BLUM
PHYSICAL THERAPIST/REHAB DIRECTOR

Jeff Blum is in his 11th season with the Royals, serving as the team's Major League Physical Therapist/Rehab Director. Blum previously worked for the Atlanta Braves' organization, where he was the minor league physical therapist from 2002-05 and the minor league rehab coordinator from 2006-07.

He earned his bachelor of science in biology at Illinois College, where he also played baseball for the Blueboys. In his undergraduate years while working as a student trainer, he earned certification as a nurses' aide and as a physical rehab aide through John Wood Community College. He received his master's in physical therapy from Elon University and his doctorate in physical therapy from Regis University. Blum has been a certified strength and conditioning specialist through the NSCA since 2005.

Jeff and his wife, Heather, reside in Grain Valley, Mo., with their children: Maranatha, Austin and Samuel.



LUIS PEREZ
ASST. STRENGTH & CONDITIONING COACH/LATIN AMERICA COORDINATOR

Luis Perez is in his ninth season in the Royals' organization and his second year as the Major League club's Assistant Strength & Conditioning Coach. He will also serve as the Latin America Strength & Conditioning Coordinator for the seventh-straight season. Previously, he held the position of Strength & Conditioning Coach for the Surprise (Rookie) affiliate.

Perez joined the Royals in 2010, after working at the University of Central Missouri as the baseball team's strength & conditioning coach in 2009. He played for the Mules from 2006-08 and also played two seasons at Western Nebraska Community College. He graduated from UCM with a degree in Exercise Science.

Perez, a two-time Coach of the Year recipient, resides in St. Louis, Mo., with his wife, Megan and daughters, Ellie and Kenley.



SEAN BARDENETT

MANUAL THERAPIST

Sean Bardenett enters his second year as the Royals' Manual Therapist, having been hired in December of 2016. He is a licensed physical therapist, board certified sports clinical specialist and certified strength and conditioning specialist.

He previously held the title of Minor League Physical Therapist with the Chicago White Sox and served as the Physical Therapy Fellow for the Royals during the 2015 campaign. Prior to professional baseball, he completed sports physical therapy residency training in Fort Worth, Texas, where he worked as a physical therapist for Texas Christian University athletics (TCU).

He graduated with a bachelor of science degree in biology from the State University of New York at Geneseo, and then he received his Doctorate of Physical Therapy (DPT) from Upstate Medical University. Bardenett continues to serve as an adjunct faculty member in the physical therapy department at Upstate Medical University in his hometown of Syracuse, N.Y.



ERIKA SHARP

REGISTERED SPORTS DIETITIAN

Erika Sharp is in her first season as the Royals' Registered Sports Dietitian, having officially been hired on Jan. 1. In her role, she will support all levels of the organization, develop and maintain nutrition standards, and help players maximize their performance through enhancing nutrition.

She has spent the last five-plus years working at EXOS in Phoenix, Ariz., serving roles as a facility dietitian, Director of Nutrition – Facilities and most recently as the Director of Nutrition – Pro/Elite Sports Division. During her time with EXOS, she worked under contract with the San Francisco Giants in Major League Baseball as well as the Arizona Cardinals, Arizona Coyotes and U.S. Men's National Soccer Team.

Sharp received her bachelor's degree in nutrition from California Polytechnic State University in San Luis Obispo, Calif., while she did a postgraduate dietetic internship through the University of Maryland with an emphasis in information technology.

A native of Moss Beach, Calif., Sharp and her husband, David, reside in Cave Creek, Ariz., with their two rescue terriers.

ADDITIONAL MEDICAL STAFF



Dr. Joe Noland
Associate Physician



Dr. Bruce Toby
Associate Physician



Dr. Sean Jackson
Associate Physician



Dr. Steve Joyce
Physician Emeritus



Patrick Hammond, D.C.
Team Chiropractor



JEFF DAVENPORT SR. DIRECTOR-TEAM TRAVEL/CLUBHOUSE OPERATIONS

Jeff Davenport enters his 19th season in the Royals organization and 12th as Senior Director of Team Travel/Clubhouse Operations. He served as the hitting coach for the Royals short-season club at Spokane in the Northwest League in 2000 and was named Manager-Team Travel in November, 2000. He was promoted to Director-Team Travel prior to the 2004 season and then to Senior Director-Team Travel in 2005. He was selected as the travel coordinator for the Major League All-Star tour of Japan in 2006.

Davenport began his professional baseball career in 1994 when he was signed as a non-drafted free agent by the Boston Red Sox. He was a catcher in the Red Sox system until 1996, when he served part of the year as Boston's Major League bullpen catcher. He coached in the Arizona Diamondbacks' organization from 1997-98 and worked in the club's Baseball Operations Department during the offseason. He spent the 1999 season as the Major League bullpen catcher for the Chicago Cubs.

A native of Greenville, Ohio, Davenport received his bachelor's degree in communications from Youngstown State (Ohio), where he played four seasons as a catcher.

Davenport and his wife, Celine, reside in Overland Park, Kan., with their son, Jack.



PATRICK GORMAN ASSISTANT EQUIPMENT MANAGER

Patrick Gorman enters his 23rd season with the Kansas City Royals after joining the club in 1996. Gorman began his career as a clubhouse attendant and has served as an assistant equipment manager the past 16 seasons. He assists in the day-to-day operations in the Royals' Major League clubhouse.

Gorman joined the Royals after an internship with the Cleveland Browns in 1995. He served as the student manager for the University of Kansas football team during his collegiate career.

Gorman earned a bachelor's degree in English from the University of Kansas in May, 1995. A native of Kansas City, Kan., Gorman graduated from Bishop Ward High School in 1990.

He and his wife, Cadey, reside in Overland Park, Kan., with their two daughters, Abby and Caroline.



TYLER AGENTER ASSISTANT TRAVEL & CLUBHOUSE MANAGER

Tyler Agenter is in his 11th season with the Royals, and his fourth in the role of Assistant Travel & Clubhouse Manager. Agenter will assist in day-to-day travel and clubhouse operations. From 2008-2014 he served as an assistant in the home clubhouse.

Agenter previously worked for the Arizona Diamondbacks from 1995-2000 in Baseball Operations and Player Development, helping coordinate the Expansion Draft for the new franchise in 1997. He spent the 2003-04 seasons with the Texas Rangers, coordinating video for the Major League coaching staff and players.

A native of Milaca, Minn., Agenter graduated from Shadow Mountain High School (Phoenix, Ariz.) and obtained a bachelor of science degree with a concentration in Sports Psychology from Arizona State University. He currently resides in Kansas City, Mo.



CHUCK HAWKE
VISITING CLUBHOUSE MANAGER

Chuck Hawke begins his 30th season with the Royals as the Visiting Clubhouse Manager. Hawke runs the day-to-day operations of the visiting clubhouse at Kauffman Stadium. He assists with Royals' Spring Training in Surprise, Ariz., each year.

He received his bachelor's degree in computer science from DeVry University in 1984. Hawke, a native of Kansas City, Mo., graduated from Center High School in 1981. He and his wife, Lisa, reside in Leawood, Kan., with their dog, Buster.



TREVOR VANCE
SR. DIRECTOR-GROUNDSKEEPING & LANDSCAPING

Trevor Vance is in his 34th season with the Kansas City Royals, and his 24th as the Royals' Senior Director-Groundskeeping and Landscaping. He oversees the supervision and overall operation of the natural grass field at Kauffman Stadium. Vance joined the groundscrew as a part-time member in 1985 and became a full-time staff member in 1988. He was named Assistant Groundskeeper in 1993, before assuming his current post prior to the 1995 season.

During this offseason, Vance oversaw the overhaul of the playing surface at Kauffman Stadium.

He has worked with several youth organizations throughout Kansas City to help promote safe playing surfaces for all youth sports.

A native of Raytown, Mo., and a 1985 graduate of Raytown High School, Vance was inducted into the school's Hall of Fame in September of 2015. He also attended Central Missouri State University.

Vance resides in Lee's Summit, Mo., with his wife, Laura and four children: Kelsie, Hayden, Tanner and Morgan. Trevor has a passion for fishing, which he enjoys doing in the offseason, as well as his two bulldogs, Peyton and Jennie.

ADDITIONAL SUPPORT STAFF



Brett Peneer
Asst. Clubhouse
Manager



T.J. Stack
Asst. Clubhouse
Manager



Jake Van Oeveren
Asst. Clubhouse
Manager



Tom Walsh
Asst. Clubhouse
Manager



Shane Montgomery
Manager-Groundskeeping



Evan Fowler
Manager-Groundskeeping



Anthony Bruce
Manager-Grounds



BILL DUPLISSEA

MAJOR LEAGUE ADVANCE SCOUTING/REPLAY COORDINATOR

Bill Duplissea is in his 14th season with the Royals, serving as the Major League Advance Scouting Coordinator and Instant Replay Coordinator. He started with the club as the bullpen catcher in 2006, before adding the advance scouting duties in 2012. In his current role, he works closely with the coaching staff in scouting upcoming opponents. His in-game duties include coordinating the Royals' instant replay challenges, where he's eclipsed a 66 percent success rate over the last four seasons, including 25-for-34 (69.4%) in 2017.

Duplissea spent 2004 and 2005 as an assistant coach at the College of San Mateo, helping lead the Bulldogs to conference championships in both seasons. Prior to his coaching career, Duplissea caught for five seasons in the Los Angeles Dodgers' organization, reaching Triple-A Albuquerque in 2000. He was a standout player at the college level for both the College of San Mateo, playing under former Royals pitching coach, Bob McClure, and the University of California-Santa Barbara.

Duplissea resides in San Carlos, Calif., during the offseason, with his son, Billy.



RYAN EIGSTI

BULLPEN CATCHER

Ryan Eigsti returns for his second season as the Royals' bullpen catcher. In his role, Eigsti assists the coaching staff, throwing batting practice and catching bullpen sessions before and during the games. He also works directly with Pitching Coach Cal Eldred and Bullpen Coach Vance Wilson.

Eigsti served as a coach with the Royals' Rookie affiliate, Surprise, in the Arizona League between 2014-16. Prior to that, he played in Kansas City's minor league system for six seasons, reaching Omaha (AAA) in 2011. He split the 2012 season between Omaha and Las Vegas, Toronto's Triple-A affiliate, before retiring as a player.

The catcher was originally selected by the Royals in the 15th round of the 2007 First-Year Player Draft, after playing three seasons at Bradley University in Peoria, Ill.

A native of Eureka, Ill., Eigsti resides in Scottsdale, Ariz., during the offseason with his wife, Kelli, and children, Colby, Kylie, Chase and Kinley.



MIGUEL GARCIA

BATTING PRACTICE PITCHER

Miguel Garcia is in his 17th season in the Royals' organization and 10th year as the Major League club's batting practice pitcher. He originally started working in the organization as a hitting and outfield coach for the Dominican Royals in 2001. Garcia has assisted the Dominican National team in each of the last four World Baseball Classic tournaments, and was part of the Royals' coaching staff at the 2015 and 2016 All-Star Games.

He played in the Cleveland Indians' minor league organization for three seasons after signing with the Tribe in 1991 as a non-drafted free agent.

A native of Villa González, Santiago, Dominican Republic, Garcia and his wife, Elizabeth, have six children: O'Neill, Maria, Steven, Nomar, Mixiara and Eliana.



JASON KENDALL

SPECIAL ASSIGNMENT COACH

Former Royals catcher Jason Kendall has served the Royals coaching staff as a Special Assignment Coach since retiring as a player in 2012.

Kendall spent 16 years in the Major Leagues as a player, finishing his big league career with Kansas City in 2010. He was a three-time All-Star (1996, 1998 and 2000) with the Pittsburgh Pirates and was named National League Rookie of the Year by *The*

Sporting News in 1996. He finished his career with a .288 batting average, 75 homers and 744 RBI. His 2,195 career hits rank fifth all-time among Major League backstops.

The son of former big league catcher, Fred Kendall (1969-80), Jason and his wife, Tricia, live in Overland Park, Kan., with children Kuyper, Karoline, Ethan and Cole.



MARK TOPPING

VIDEO COORDINATOR

Mark Topping is in his 16th season as the Royals Video Coordinator after joining the club in 2003. He oversees video coaching at the Major League level including player analysis and scouting video for the coaching staff and all players. This video is used by Royals hitters, pitchers and baserunners for their day-to-day game preparation.

Topping was honored with the 2008 Carl Hamilton Award of Excellence by his peers in the Professional Baseball Video Coordinators Association (PBVCA). The award is given annually to the Major League Baseball Video Coordinator who has demonstrated superior work in the field of video coaching.

Before joining the Royals, Topping worked as a photojournalist. From 2001-03, he was a freelance journalist for various news and sports networks. He also worked as a sports photographer and editor at XETV in San Diego, Calif., and had stints with WDAF-TV in Kansas City, WTVG-TV in Toledo, Ohio and KSPR-TV in Springfield, Mo.

Topping graduated from Buffalo State College (N.Y.) in 1996 with a bachelor of arts in communications. A native of Anaheim, Calif., he graduated from Canyon High School in 1990. He resides in Kansas City, Mo.





Sprint®

works for me™

Celebrating Fifty Royal Seasons

Pride. Strength. Determination.

No one embodies that Kansas City spirit like the Royals. As they play their 50th season, Sprint will be there helping customers capture memories, share moments and celebrate milestones. Being the Official Wireless Service Provider means a lot to us, because we get to keep the greatest fans in baseball connected to our hometown team.

Here's to fifty royal seasons!

sprint.com | 1(800)SPRINT-1

Official Wireless
Service Provider of
the Kansas City Royals





Kirk Arnold
Security Officer



Nicole Averso
Manager-Event
Presentation



Chelsea Batschke
Representative-
Account Services



Kevin Bell
Manager-
Group Sales



Anthony Blue
Sr. Director-
Ticket Operations



Rick Bobki
Lead-Carpenter/
Painter



Jason Booker
Sr. Director-Corporate
Sponsorships & Broadcast
Sales



Travis Bryant
Director-Guest Services
& Fan Experience



Todd Burrow
Senior Director-
Stadium Engineering



Kathy Butler
First Impressions
Coordinator



Adam Cain
Manager-
Season Sales



Morrie Carlson
Manager of Tours



Barry Chambers
IT Operations
Associate



Edward Chiu
Ticket Operations
Coordinator



Ben Christian
Director-Partnership
Marketing & Business
Strategy



Byron Clark
Technician-Ballpark
Operations



Bradley Collins
Mascot



Don Costante
Sr. Director-Event
Presentation & Production



Will Cunningham
Engineer-Audio/
Visual



Christine Darr
Director-Ticket
Operations



Katy Davis
Representative-
Account Services



Tyler Deitz
Ticket Operations
Manager



Donnell Dillard
Payroll Practitioner



Marie Dispenza
Director-Royals
Charities



Daniela Duron
Coordinator-Digital
& Social Media



Bre Edgley
Manager-
Client Services



Lynne Elder
Manager-Human
Resources



Brian Ferguson
Manager-
24-Hour Security



Ashley Ficken
Social Media &
E-Commerce Coordinator



Patrick Fleischmann
Director-
Renovation Accounting/
Risk Management



Steven Funke
Dir.-Event Presentation
& Production



Britt Gardner
Sr. Account Service
Representative



Larry Garrett
Coordinator-Mail
Services



Steve Garvey
Sr. Manager-
Corporate Partnerships



Sydney Goodman
Director-Finance



Tim Goodman
Premium Services
Coordinator



Amanda Grosdidier
Director-Royals Charities
& Development



Cindy Hamilton
Exec. Administrative
Assistant



Frank Haar
Security Officer



Brian Himstedt
Sr. Director-
Information Systems



Robert James
Lead-Electrician



Greg Johnson
Security Officer



Jamie Johnson
Sr. Account Services
Representative



Betty Kaegel
Director-Community
Outreach



Michele Kammerer
Sr. Director-Client
Services



Jeannie Kenyon
Staff Accountant



Joel Kirch
Window Washer



Randy Kirkman
Security Officer



Sarah Kongs
Manager-
Accounting



Jason Kramer
Director-Corporate
Partnership Sales



Josh LeMaster
Senior Accountant



Megan Mackey
Sr. Manager-
Corporate Partnerships



Hannah Maher
Representative-
Account Services



Miriam Maiden
Director-Human
Resources



Charles Marquis
Assistant Manager-
Ballpark Services



Marissa Martinez
Human Resources
Assistant



Kyle Martz
Manager-Client
Services



Natalie McKerjee
Manager-Corporate
Partnerships



Katie McMullen
Coordinator-
Community Relations



Curt Nelson
Director-Royals Hall
of Fame



Mike Nistler
Technician-Ballpark
Operations



Carlos Ocampo
Sr. Account Services
Representative



Jodi Parsons
Director-Payroll



Jana Patton
Senior Editor



Ariel Peralta
Sr. Account Services
Representative



Jonlyn Pierce
Accounts Payable
Coordinator



Zach Plummer
Account Executive-Season
Tickets & Group Sales



Mike Rader
Lead-Mechanic



Becky Randall
Manager-System
Analysis & Development



Isaac Riffel
Sr. Director-Event
Operations



Nate Rodgers
Manager-Ballpark
Services



Jonathan Rosa
Guest Experience
Specialist



Zach Rosenberg
Manager-Ballpark
Operations



Bryan Ross
Manager-Parking &
Transportation



Aaron Sawyer
Technician-Ballpark
Operations



Matt Schulte
Sr. Manager-Special
Events & Promotions



Neil Sell
Director-Information
Systems



Steve Shiffman
Sr. Director-Sales &
Service



Kayla Shively
Manager-Season Ticket
Retention & Benefits



Richard Sims
Security Officer



Janel Skeen
Event Operations & Guest
Experience Coordinator



Erin Sleddens
Sr. Director-Digital &
Social Media



Patrick Stacy
Manager-Client
Services



Doug Straus
Painter



Cheryl Sutton
Ballpark Security
Assistant Manager



Brad Thomas
Account Executive-Season
Tickets & Group Sales



Jacque Tschirhart
Coordinator-Vault
Services



Amanda Turk
Manager-Publicity



Justin Villarreal
Director-Authentic
Merchandise Sales



Scott Wadsworth
Director-Sales &
Service



Dave Webster
Manager-Hall of Fame/
Education Programs



Caitlin Wienck
Manager-Creative
Services



Johnny Williams
Director-Ballpark
Services



Lora Woolever
Executive Assistant
to the President



Taylor Worthington
Account Executive-Season
Tickets & Group Sales



Molly Wright
Account Executive-Season
Tickets & Group Sales



Ryan Ziegler
Representative-
Account Services



Kendra Zink
Marketing
Coordinator



Brad Zollars
Sr. Director-Advertising
& Marketing



R

50

R

50



Salvador Perez set career highs in homers, RBI and slugging, en route to his fifth-straight All-Star Game selection last season.

2018 ROYALS



MANAGER NED YOST



#3 NED YOST MANAGER

EDGAR FREDERICK YOST III

BORN: **AUG. 19, 1954** | **EUREKA, CALIF.**

BATS
RIGHT

THROWS
RIGHT

RESIDES: **LA GRANGE, GA.**

NAMED TO STAFF: **MAY 13, 2010**

WIFE: **DEBORAH**

CHILDREN: **JENNY, NED IV, JOSH, ANDREW**

ROYALS MANAGERIAL CAREER

- Named the 16th full-time manager in Kansas City Royals history on May 13, 2010...signed a two-year extension on February 17, 2016, which runs through this season...has signed two-year extensions three times in his tenure with KC, also for the 2011-12 seasons with an option year (2013) on July 31, 2010 and for the 2014-15 seasons on October 1, 2013.
- The longest tenured manager in Royals history, posting a 629-632 record (.499) in 1,261 regular season games...that includes a 431-379 mark (.532) over the last five seasons.
- Entered 2018 ranking sixth among active managers in games (2,220) and wins (1,086)...he's also 49th all-time in games and 52nd in wins.
- Led the Royals to their first World Series title and first division championship in 30 years during the 2015 season...the club's 95 victories that year were third-most in franchise history and tops since the 1980 club won 97 games.
- Became the first KC skipper to lead the franchise to multiple World Series appearances (2014-15), while he's the third to reach the postseason in consecutive seasons, joining Whitey Herzog (1976-78) and Dick Howser (1984-85).
- Has posted a .710 (22-9) postseason winning percentage, which is tops among managers that have

managed at least 20 playoff games...his 22 postseason victories are 23rd all-time and rank fourth among active skippers, trailing only Bruce Bochy (44), Terry Francona (40) and Joe Maddon (32).

- Led the Royals to a Major League-record eight consecutive victories to start the 2014 Postseason...he also became the first manager in MLB history to win his first eight postseason games.
- Recorded his 1,000th win as a Major League manager on September 17, 2016 with a 3-2 triumph over the Chicago White Sox...collected his 500th win as Royals manager on June 12 of the same year, also over the White Sox (3-1).
- Became winningest manager in franchise history on June 18, 2015 with a 3-2 win over Milwaukee, passing Whitey Herzog's previous record of 410.
- Since 2013, is tied for the third-most wins (431) in the American League, behind only Cleveland's Terry Francona (454) and former Red Sox skipper, John Farrell (432).
- Served as the manager of the American League All-Star team at the 2015 and 2016 Midsummer Classic, leading the AL to wins in both games...was also a coach for the Junior Circuit in the 2012 All-Star Game in Kansas City.

YOST'S MAJOR LEAGUE MANAGERIAL RECORD

Year	Club	League	Finish	Games	Won	Lost	Pct.
2003	Milwaukee	National	6th	162	68	94	.420
2004	Milwaukee	National	6th	161	67	94	.416
2005	Milwaukee	National	3rd	162	81	81	.500
2006	Milwaukee	National	4th	162	75	87	.463
2007	Milwaukee	National	2nd	162	83	79	.512
2008	Milwaukee	National	2nd*	150	83	67	.533
2010	Kansas City	American	5th	127	55	72	.433
2011	Kansas City	American	4th	162	71	91	.438
2012	Kansas City	American	3rd	162	72	90	.444
2013	Kansas City	American	3rd	162	86	76	.531
2014	Kansas City	American	2nd*	162	89	73	.549
2015	Kansas City	American	1st	162	95	67	.586
2016	Kansas City	American	3rd	162	81	81	.500
2017	Kansas City	American	3rd	162	80	82	.494
Milwaukee Totals				959	457	502	.477
Kansas City Totals				1,261	629	632	.499
Regular Season Totals				2,220	1,086	1,134	.489
Postseason Totals				31	22	9	.710

*-Wild Card Qualifier, **BOLD** = Postseason participant



PRE-ROYALS MANAGERIAL CAREER

- 👑 Managed the Milwaukee Brewers beginning in 2003 before being relieved of his duties on September 15, 2008...compiled a 457-502 mark as the Brewers' skipper...named as the Milwaukee manager on October 29, 2002.
- 👑 Turned the Brewers around, leading the club to a 83-79 record and a second-place finish in the NL Central in 2007, marking Milwaukee's first winning season in 15 years.
- 👑 The Brewers were 83-67 in 2008 when he was dismissed and on their way to winning the NL Wild Card, the franchise's first playoff appearance since their World Series campaign in 1982, when Yost was a catcher on the club.
- 👑 A member of Tony La Russa's 2005 National League All-Star coaching staff.

COACHING CAREER

- 👑 Prior to managing the Brewers, spent 12 seasons on the Major League staff of the Atlanta Braves, 1991-2002...the Braves won their division in each of Yost's seasons on the staff with the exception of the strike-shortened 1994 campaign.
- 👑 Served Hall of Fame manager Bobby Cox as the bullpen coach from 1991-98 and then as the third base coach from 1999-2002.
- 👑 Joined the Braves' organization after retiring as a player following the 1987 season...managed for three seasons in the Atlanta system at Class A Sumter in the South Atlantic League, accumulating a 197-223 (.469) record.

PLAYING CAREER

- 👑 Selected by the New York Mets in the first round (7th overall) in the secondary phase of the June 1974 Draft...originally selected by the Montreal Expos in the second round of the January 1974 Draft, but did not sign.
- 👑 Acquired by the Milwaukee Brewers from the Mets organization in the 1977 Rule 5 Draft.
- 👑 Played parts of six seasons in the Majors with the Brewers (1980-83), Rangers (1984) and Expos (1985), batting .212 with 15 doubles, four triples, 16 home runs, 64 RBI and 54 runs in 219 games.
- 👑 Member of the 1982 American League Champion Milwaukee Brewers...appeared in one game of the World Series against the Cardinals, drawing a walk in his only plate appearance.
- 👑 Traded by the Brewers with LHP Dan Scarpetta to the Rangers for catcher Jim Sundberg on December 8, 1983.

MISCELLANEOUS NOTES

- 👑 Yost and wife, Deborah, have four children: daughter, Jenny, and three sons, Ned IV, Josh and Andrew and grandchildren, Jordan, Everly and Amber Lin...Ned IV is currently a coach in the Brewers' minor league system.
- 👑 Suffered a broken pelvis as result of a hunting accident on his property in rural Georgia on Nov. 4, 2017.
- 👑 His father, Ned (Sr.), was an All-American football player at Santa Rosa Junior College in California.
- 👑 Graduated from Dublin (Calif.) High in 1972 before playing baseball at Chabot Junior College in Hayward, Calif.
- 👑 Inducted into the Central Wisconsin Baseball Hall of Fame in 2004 and earned the "Nice Guy Award" at the 2005 Red Smith Sports Award Banquet in Appleton, Wis.
- 👑 Wears uniform No. 3 as a tribute to his close friend, the late Dale Earnhardt.

YOST'S RECORD VS. MLB CLUBS (REGULAR SEASON ONLY)

Opponent	Record
Arizona	29-21
Atlanta	23-27
Baltimore	32-31
Boston	26-32
Chicago White Sox	88-58
Chicago Cubs	43-53
Cincinnati	58-50
Cleveland	66-83
Colorado	26-24
Detroit	69-80
Florida/Miami	17-31
Houston	66-71
Kansas City	3-3
Los Angeles Angels	34-31
Los Angeles Dodgers	14-28

Opponent	Record
Milwaukee	7-0
Minnesota	95-84
New York Mets	21-25
New York Yankees	23-35
Oakland	27-32
Philadelphia	20-26
Pittsburgh	55-46
St. Louis	55-77
San Diego	24-25
San Francisco	28-22
Seattle	30-28
Tampa Bay	34-20
Texas	22-36
Toronto	28-28
Washington	23-26



MANAGER NED YOST (CONT.)

YOST'S CAREER EJECTIONS

No.	Date	Note (Umpire)
1	6/24/03	Balls and strikes (A. Fletcher)
2	7/4/03	Balls and strikes (M. Carlson)
3	8/17/03	Safe/out call (S. Holbrook)
4	9/13/03	Balls and strikes (J. Joyce)
5	5/26/04	Call at first base (H. Wendelstedt)
6	8/21/04	Called third strike (P. Nauer)
7	8/25/04	Fair/foul call (M. Wegner)
8	7/15/05	Called third strike (B. Davidson)
9	7/26/05	Call at first base (R. Kulpa)
10	8/9/05	Balk (A. Hernandez)
11	8/16/05	Batter hit by pitch (B. Miller)
12	5/5/06	Balls and strikes (J. Layne)
13	5/23/06	Comment to Brady Clark (B. Welke)
14	6/04/06	Called third strike (J. Wolf)
15	6/11/06	Balls and strikes (M. Hudson)
16	6/30/06	Call at first base (B. O'Nora)
17	8/31/06	Call at first base (T. Timmons)
18	5/15/07	Balls and strikes (L. Vanover)
19	5/25/07	Called third strike (J. Layne)
20	9/07/07	Balls and strikes (M. Winters)
21	9/23/07	Call at second base (C. Guccione)
22	9/24/07	Call at the plate (P. Cuzzi)

No.	Date	Note (Umpire)
23	9/26/07	Intentional hit by pitch (T. Hallion)
24	5/6/08	Called strike three (E. Cooper)
25	7/23/08	Check swing call (E. Rapuano)
26	6/03/10	Balls and strikes (M. Estabrook)
27	5/22/11	Arguing ejection of M. Treanor (A. Campos)
28	8/7/11	Arguing ejection of A. Gordon (R. Drake)
29	8/16/11	Arguing balls and strikes (K. Danley)
30	6/14/12	Arguing a foul bunt at home (D. Iassogna)
31	7/22/12	Call at second base (D.J. Reyburn)
32	8/22/12	Arguing from dugout (S. Barry)
33	8/31/13	Arguing balls and strikes (W. Little)
34	5/17/14	Arguing a foul tip (C. Segal)
35	5/27/14	Arguing balls and strikes (K. Danley)
36	6/15/14	Arguing balk call on J. Shields (P. Emmel)
37	4/19/15	Arguing after L. Cain HBP (G. Gibson)
38	8/18/15	Arguing after replay call at 2B (M. Carlson)
39	9/19/16	Arguing balls and strikes (T. Basner)
40	5/27/17	Arguing check swing (B. Welke)
41	8/2/17	Arguing called third strike (J. Tumpane)
42	8/3/17	Home run fair/foul call (L. Vanover)

NOTE: Yost was never ejected as a player

ROYALS YEAR-BY-YEAR MANAGERIAL RECORDS

Year	Manager	Record
1969	Joe Gordon	.69-93
1970	Charlie Metro	.19-33
1970	Bob Lemon	.46-64
1971	Bob Lemon	.85-76
1972	Bob Lemon	.76-78
1973	Jack McKeon	.88-74
1974	Jack McKeon	.77-85
1975	Jack McKeon	.50-46
1975	Whitey Herzog	.41-25
1976	Whitey Herzog	.90-72
1977	Whitey Herzog	.102-60
1978	Whitey Herzog	.92-70
1979	Whitey Herzog	.85-77
1980	Jim Frey	.97-65
1981	Jim Frey	.30-40
1981	Dick Howser	.20-13
1982	Dick Howser	.90-72
1983	Dick Howser	.79-83
1984	Dick Howser	.84-78
1985	Dick Howser	.91-71
1986	Dick Howser	.40-48
1986	Mike Ferraro*	.36-38
1987	Billy Gardner	.62-64
1987	John Wathan	.21-15
1988	John Wathan	.84-77
1989	John Wathan	.92-70
1990	John Wathan	.75-86
1991	John Wathan	.15-22
1991	Bob Schaefer*	.1-0
1991	Hal McRae	.66-58
1992	Hal McRae	.72-90
1993	Hal McRae	.84-78

Year	Manager	Record
1994	Hal McRae	.64-51
1995	Bob Boone	.70-74
1996	Bob Boone	.75-86
1997	Bob Boone	.36-46
1997	Tony Muser	.31-48
1998	Tony Muser	.72-89
1999	Tony Muser	.64-97
2000	Tony Muser	.77-85
2001	Tony Muser	.65-97
2002	Tony Muser	.8-15
2002	John Mizerock*	.5-8
2002	Tony Peña	.49-77
2003	Tony Peña	.83-79
2004	Tony Peña	.58-104
2005	Tony Peña	.8-25
2005	Bob Schaefer*	.5-12
2005	Buddy Bell	.43-69
2006	Buddy Bell	.62-100
2007	Buddy Bell	.69-93
2008	Trey Hillman	.75-87
2009	Trey Hillman	.65-97
2010	Trey Hillman	.12-23
2010	Ned Yost	.55-72
2011	Ned Yost	.71-91
2012	Ned Yost	.72-90
2013	Ned Yost	.86-76
2014	Ned Yost	.89-73
2015	Ned Yost	.95-67
2016	Ned Yost	.81-81
2017	Ned Yost	.80-82

*-Interim

LONGEST TENURED MANAGERS (AMERICAN LEAGUE)

Rank	Manager	Date Hired
1.	Mike Scioscia (LAA)	November 18, 1999
2.	Ned Yost (KC)	May 13, 2010
3.	Buck Showalter (BAL)	July 29, 2010
4.	Bob Melvin (OAK)	June 9, 2011
5.	Terry Francona (CLE)	October 6, 2012
6.	John Gibbons (TOR)	November 20, 2012
7.	A.J. Hinch (HOU)	September 29, 2014
8.	Jeff Banister (TEX)	October 17, 2014

Rank	Manager	Date Hired
9.	Paul Molitor (MIN)	November 3, 2014
10.	Kevin Cash (TB)	December 5, 2014
11.	Scott Servais (SEA)	October 23, 2015
12.	Rick Renteria (CWS)	October 3, 2016
13.	Ron Gardenhire (DET)	October 20, 2017
14.	Alex Cora (BOS)	October 22, 2017
15.	Aaron Boone (NY)	December 4, 2017



ROYALS MANAGERIAL RECORDS BY WINS

Manager	Years	Record	Win Pct.
Ned Yost	2010-17	629-632	.499
Whitey Herzog	1975-79	410-304	.574
Dick Howser	1981-86	404-365	.525
Tony Muser	1997-02	317-431	.424
John Wathan	1987-91	287-270	.515
Hal McRae	1991-94	286-277	.508
Jack McKeon	1973-75	215-205	.512
Bob Lemon	1970-72	207-218	.487
Tony Pena	2002-05	198-285	.410
Bob Boone	1995-97	181-206	.468
Buddy Bell	2005-07	174-262	.399
Trey Hillman	2008-10	152-207	.423
Jim Frey	1980-81	127-105	.547
Joe Gordon	1969	69-93	.426
Billy Gardner	1987	62-64	.492
Mike Ferraro	1986	36-38	.486
Charlie Metro	1970	19-33	.365
Bob Schaefer	1991, 2005	6-12	.333
John Mizero	2002	5-8	.385


ROYALS MANAGERIAL RECORDS BY WINNING PCT. (FULL TIME ONLY)

Manager	Years	Record	Win Pct.
Whitey Herzog	1975-79	410-304	.574
Jim Frey	1980-81	127-105	.547
Dick Howser	1981-86	404-365	.525
John Wathan	1987-91	287-270	.515
Jack McKeon	1973-75	215-205	.512
Hal McRae	1991-94	286-277	.508
Ned Yost	2010-17	629-632	.499
Billy Gardner	1987	62-64	.492
Bob Lemon	1970-72	207-218	.487
Bob Boone	1995-97	181-206	.468
Joe Gordon	1969	69-93	.426
Tony Muser	1997-02	317-431	.424
Trey Hillman	2008-10	152-207	.423
Tony Pena	2002-05	198-285	.410
Buddy Bell	2005-07	174-262	.399
Charlie Metro	1970	19-33	.365


ROYALS MANAGERIAL ROSTER (FULL-TIME ONLY)




#6 Joe Gordon




#36 Charlie Metro




#2, 21 Bob Lemon



#31 Jack McKeon




#24 Whitey Herzog




#41 Jim Frey



#10, #21 Dick Howser




#41 Billy Gardner



#12 John Wathan



#11 Hal McRae



#2, #8 Bob Boone



#40 Tony Muser



#6 Tony Pena



#25 Buddy Bell



#22, 88 Trey Hillman



#2, 3 Ned Yost



COACHING STAFF



#44 TERRY BRADSHAW HITTING COACH

TERRY LEON BRADSHAW

BORN: FEB. 3, 1969 | FRANKLIN, VA.

BATS
LEFT

THROWS
RIGHT

RESIDES: PRINCE GEORGE, VA.

NAMED TO STAFF: NOV. 7, 2017

WIFE: CYNTHIA

CHILDREN: MONTAE, MARCUS

COACHING CAREER

- Terry is in his first season as the Royals hitting coach, being named to the position on November 7, 2017... he spent the previous five seasons as the Royals' Minor League Hitting Coordinator.
- Served as a coach in the organization since the 2000 season, with stops at Charleston (2000), Burlington (2001), Wilmington (2002-03), Omaha (2004-08) and Northwest Arkansas (2009-12), prior to his position as the minor league hitting coordinator.
- Worked with current Royals players: Paulo Orlando, Salvador Perez and Whit Merrifield during his time at Northwest Arkansas.
- Helped lead Wilmington to the best record in the Carolina League (89-51) in 2002 and was a member of the Northwest Arkansas staff that won the Texas League championship in 2010 and was runner-up in 2009.

PLAYING CAREER

- Had a 10-year playing career, which included two seasons in the Majors with the St. Louis Cardinals...he was a lifetime .262 hitter with two doubles, a triple and five RBI in 34 games.
- Made his big league debut on May 4, 1995, collecting a pinch-hit single off Houston reliever Dave Veres.
- Collected hits in each of his first three Major League at-bats, between May 4-6, 1995 – vs. Houston.
- Played in the Royals' organization with Omaha in 1998, before finishing his career with Montreal's Triple-A affiliate, Ottawa, in 1999.
- Originally drafted in the ninth round by St. Louis in 1990 and spent his first eight seasons in the Cardinals' organization...named a Florida State League (A) All-Star in 1993 and a Texas League (AA) All-Star in 1994.

MISCELLANEOUS NOTES

- Terry and his wife, Cynthia, reside in Prince George, Va....they have two sons, Montae and Marcus.
- Graduated from Windsor High School in Windsor, Va....lettered in both baseball and football.
- Attended Norfolk State (Va.) University...one of two Spartans to play in a Major League game (Eric Crozier)...ranks fifth in program history in steals (66), while he still holds the school's single-season record for runs scored (62), which he set in 1990.

BRADSHAW'S COACHING SUMMARY

Years	Club	League	Position
2000	Charleston	South Atlantic	Hitting Coach
2001	Burlington (Iowa)	Midwest	Hitting Coach
2002-03	Wilmington	Carolina	Hitting Coach
2004-08	Omaha	Pacific Coast	Hitting Coach
2009-12	Northwest Arkansas	Texas	Hitting Coach
2013-17	Kansas City	Minor League	Hitting Coordinator
2018	Kansas City	American	Hitting Coach



#21 CAL ELDRED
PITCHING COACH

CALVIN JOHN ELDRED

BORN: NOV. 24, 1967 | CEDAR RAPIDS, IOWA

BATS
RIGHT

THROWS
RIGHT

RESIDES: **MT. VERNON, IOWA**

NAMED TO STAFF: **NOV. 7, 2017**

WIFE: **CHRISTI**

CHILDREN: **CJ, LUKE, EMILY, ABIGAIL, HOLLEE**

COACHING CAREER

- Cal is in his first season as the Royals pitching coach, being named to the position on November 7, 2017... he has been in the organization the last two seasons, serving as an Assistant to the General Manager-Player Development.
- Also served as an Assistant to the General Manager with the St. Louis Cardinals for three seasons, 2013-15, under GM John Mozeliak...role included instructing minor league players for various on and off the field issues.

PLAYING CAREER

- Spent 14 seasons in the Major Leagues, playing for the Milwaukee Brewers (1991-99), Chicago White Sox (2000-01) and St. Louis Cardinals (2003-05).
- Selected by Milwaukee in the first round (17th overall) of the 1989 First-Year Player Draft out of the University of Iowa.
- Led the American League in starts in both 1993 (36) and 1994 (25), as well as innings pitched (258.0) in 1993.
- Recorded 10 victories or more five times in his career, including a career-best 16 wins for Milwaukee in 1993, which tied for seventh in the Junior Circuit.
- Made six relief appearances for the Cardinals during the 2004 and 2005 postseasons, including a pair of outings in the 2004 World Series vs. Boston.
- Earned the Darryl Kile Good Guy Award with the Cardinals in 2005.

MISCELLANEOUS NOTES

- Cal and his wife, Christi, reside in Mount Vernon, Iowa with their children, CJ, Luke, Emily, Abigail and Hollee.
- Graduated from Urbana (Iowa) Community High School in 1986...earned all-state honors in both baseball and basketball, while he was a third team All-American in baseball during his senior season.
- Selected by the New York Mets in the 1986 First-Year Player Draft (26th round), but declined the offer to attend the University of Iowa.
- Pitched three seasons for the Hawkeyes (1987-89), amassing 177 career strikeouts and 218.0 innings, which both ranked in the top five in program history at the completion of his college career.
- In 2002, Cal and wife, Christi, donated funds to provide lights for Duane Banks Field at the University of Iowa.
- Served as a studio analyst for college baseball broadcasts on the Big Ten Network and also contributed to Cardinals' broadcasts on Fox Sports Midwest following his retirement as a player in 2005.

ELDRED'S COACHING SUMMARY

Years	Club	League	Position
2013-15	St. Louis	National	Assistant to GM
2016-17	Kansas City	American	Assistant to GM
2018	Kansas City	American	Pitching Coach



COACHING STAFF (CONT.)



#28 PEDRO GRIFOL QUALITY CONTROL/CATCHING COACH

PEDRO ORLANDO GRIFOL

BORN: **NOV. 28, 1969** | **MIAMI, FLA.**

**BATS
RIGHT**

**THROWS
RIGHT**

RESIDES: **BUCKEYE, ARIZ.**

NAMED TO STAFF: **MAY 30, 2013**

WIFE: **ALI**

CHILDREN: **LAUREN, AMANDA, CAMILA**

COACHING CAREER

- Pedro is in his sixth year with the Royals' organization and first as the club's quality control/catching coach... has served as the catching coach for the previous three-plus seasons (2014-17), while he has also served as the hitting coach (2013-14) and special assignment coach (2013) during his tenure.
- During his time as the team's catching coach, Salvador Perez has been selected to start in the All-Star game four straight seasons (2014-17) and has been named a Rawlings Gold Glove winner three times (2014-16).
- Named KC's Major League special assignment coach on May 30, 2013...took over hitting coach duties on a full-time basis on July 25, 2013.
- Grifol joined the Royals' organization in 2013 as the hitting coach for Surprise (Rookie), after 13 seasons in

the Seattle Mariners' system.

- Served as the manager at High Desert (A) in 2012, leading the Mavericks to an 83-57 regular-season record.
- Previous roles with the Mariners' organization included: area scout for south Florida and Puerto Rico (2000-05), manager of short-A Everett (2003-05), Coordinator of Instruction (2006-08) and Director of Minor League Operations (2008-11).
- Served as a Major League Coach with the Seattle Mariners in 2010.

PLAYING CAREER

- Played nine seasons in the minor leagues from 1991-99, spending five seasons in the Twins' organization (1991-95) and four with the Mets (1996-99)...hit .226 with 39 homers and 273 RBI in 652 minor league games.

- Originally a sixth-round draft pick by the Minnesota Twins in the 1991 MLB First-Year Player Draft.

MISCELLANEOUS NOTES

- Pedro and his wife, Ali, reside in Buckeye, Ariz....they have three daughters: Lauren, Amanda and Camila.
- Played three seasons at Florida State University (1989-91), helping the Seminoles reach the College World Series in 1989 and 1991...All-America selection by the American Baseball Coaches Association and *Baseball America* in 1991.

- Finished his B.S. degree at Excelsior College/The University of the State of New York in 2001.
- A 1988 graduate of Christopher Columbus High School in Miami...named Florida State High School Player of the Year.
- Participated with USA Baseball National Teams in 1987 and 1989.

GRIFOL'S COACHING SUMMARY

Years	Club	League	Position
2000-05	Seattle	Minor League	Area Scout
2003-05	Everett	Northwest	Manager
2006-08	Seattle	Minor League	Coordinator of Instruction
2008-11	Seattle	Minor League	Director of Operations
2010	Seattle	American	Major League Coach
2012	High Desert	California	Manager
2013	Surprise	Arizona	Hitting Coach
2013-14	Kansas City	American	Special Assignment/Hitting
2014-17	Kansas City	American	Catching
2018	Kansas City	American	Quality Control Coordinator



#23 MIKE JIRSCHLE
THIRD BASE COACH

MICHAEL JOHN JIRSCHLE

BORN: MARCH 3, 1959 | CLINTONVILLE, WIS.

BATS
RIGHT

THROWS
RIGHT

RESIDES: CLINTONVILLE, WIS.

NAMED TO STAFF: OCT. 25, 2013

WIFE: SHERI

CHILDREN: JEREMY, JENNIFER, JUSTIN

COACHING CAREER

- Mike is in his fifth season with the Royals after joining the Major League coaching staff on October 25, 2013...he was named the club's third base coach on May 29, 2014.
- Has worked with the Royals infielders throughout his tenure in Kansas City...during his tenure, he's helped shortstop Alcides Escobar (2015) and first baseman Eric Hosmer (2014-15, 2017) win *Rawlings* Gold Glove Awards.
- Previously managed the Triple-A Omaha franchise for 11 seasons, leading the team to four division titles, three-straight trips to the Pacific Coast League Championship (2011-13), two PCL titles (2011, 2013) and a Triple-A Championship in 2013.
- Earned the 2011 Mike Coolbaugh Award for outstanding baseball work ethic, knowledge of the game and skill in mentoring young players on the field.
- Completed his second stint as manager of the Omaha franchise after leading the Omaha Royals from 1995-

- 97...posted the most wins in franchise history (995), while his 2,013 games managed were also the most in team history.
- Served as KC's roving infield instructor to the minor league system from 1998-2002.
- Joined the organization in 1992 as the manager of the Gulf Coast Royals (R)...named the GCL Manager of the Year after leading the club to a 41-18 record and a league title.
- Named 1994 Minor League Manager of the Year by *The Sporting News*, leading the Wilmington (A-Advanced) Blue Rocks to the Mills Cup Championship with a 94-44 record.
- Accumulated 1,205 career victories at the minor league level...earned his 1,000th career win with a 2-1 triumph over Tucson on May 23, 2011.
- Four-time recipient of the Dick Howser Award (1992, 1994, 2005, 2011), which recognizes outstanding work in player development within the Royals' organization.

PLAYING CAREER

- Originally selected by the Texas Rangers as an infielder in the fifth round of the 1977 MLB June Amateur Draft.
- Played in 999 career games over 13 seasons in his minor league career in the Rangers' and Royals' organizations...played six seasons at the Triple-A level,

- with Denver (1982), Oklahoma City (1983-85) and Omaha (1988-89).
- Retired in 1990 after pitching two games for Appleton (Single-A).

MISCELLANEOUS NOTES

- Mike and his wife, Sheri, reside in Clintonville, Wis. during the offseason...they have three children: Jeremy, Jennifer and Justin; and eight grandchildren: Parker, Paxton, Keegan, Taelyn, Paetyan, Taetyan, Pierce and Rielyn.
- Son, Justin, is the manager at Kannapolis, a Class A affiliate of the Chicago White Sox...oldest son, Jeremy, is the head coach at the University of Wisconsin-Stevens Point.

- Graduated in 1977 from Clintonville High School, where he starred in football and baseball...named all-state as a quarterback and received interest from the University of Wisconsin.
- Inducted into the Central Wisconsin Baseball Hall of Fame in 2011.

JIRSCHLE'S COACHING SUMMARY

Years	Club	League	Position
1992	GCL Royals	Gulf Coast	Manager
1993	Rockford	Midwest	Manager
1994	Wilmington	Carolina	Manager
1995-97	Omaha	Pacific Coast	Manager
1998-2002	Kansas City	Minor League	Infield Coordinator
2003-13	Omaha	Pacific Coast	Manager
2014	Kansas City	American	Major League Coach
2014-18	Kansas City	American	Third Base Coach



COACHING STAFF (CONT.)



#24 MITCH MAIER FIRST BASE COACH

MITCHELL WILLIAM MAIER

BORN: JUNE 30, 1982 | PETOSKY, MICH.

BATS
LEFT

THROWS
RIGHT

RESIDES: SOUTH LYON, MICH.

NAMED TO STAFF: NOV. 7, 2017

WIFE: KARRIE

CHILDREN: AVALYNNE, PRESTON

COACHING CAREER

👑 Mitch is in his first season as the Royals' first base coach, taking over the role full-time from Rusty Kuntz...served as the interim first base coach at the end of the 2017 season.

👑 Served as the Royals' minor league outfield/base

running coordinator in 2017, working with minor league players at several different levels throughout the organization.

👑 Began the transition from a player to a coach during his final years as a player in the Royals' system.

PLAYING CAREER

👑 Originally selected by the Royals in the first round (30th overall) of the 2003 First-Year Player Draft... became the first (and still only) player from the University of Toledo to be drafted in the first round.

👑 Made his Major League debut with Kansas City on September 23, 2006, and played in parts of six seasons with the Royals...finished his career batting .248 with 36 doubles, 14 triples, 10 homers, 122 runs scored and 15 steals in 359 career games.

👑 Played in a career-high 129 contests in 2009...his best season came the following year, when he batted .263 and set career bests in hits (98), triples (6), homers (5),

RBI (39) and OPS (.709).

👑 Made two pitching appearances in his Major League career (2011, 2012), one of four Royals position players to appear in multiple games on the mound, joining Jerry Terrell (1979, 1980), Joe Simpson (1983) and current Royal Drew Butera (2016).

👑 Spent all but one professional season in the Royals organization (2003-12, 2014)...played in 31 games for the Pawtucket Red Sox (AAA) in 2013...signed with the Chicago Cubs following the 2013 season, but was released during spring training...finished his playing career with Northwest Arkansas (AA).

MISCELLANEOUS NOTES

👑 Mitch and his wife, Karrie, reside in South Lyon, Mich., during the offseason, with their children, Avalynne and Preston.

👑 Graduated from Novi (Mich.) High School in 2000... lettered in both football and baseball.

👑 Attended the University of Toledo (Ohio), where he

was a three-time first-team All-MAC selection and a 2003 first-team All-America honoree... hit .448 during his junior year, which was the second-highest average among all NCAA Division I hitters...completed his career holding the school records for batting average (.414), hits (238), doubles (42), RBI (147) and total bases (370).

MAIER'S COACHING SUMMARY

Years	Club	League	Position
2017	Kansas City	Minor League	Outfield/Baserunning Coordinator
2018	Kansas City	American	First Base



#26 DALE SVEUM
BENCH COACH

DALE CURTIS SVEUM

BORN: **NOV. 23, 1963** | **RICHMOND, CALIF.**

BATS SWITCH

THROWS RIGHT

RESIDES: **SCOTTSDALE, ARIZ.**

NAMED TO STAFF: **OCT. 3, 2013**

WIFE: **DARLENE**

CHILDREN: **BRITTANE, RUSTIN**

COACHING CAREER

- 👑 Dale is in his fifth season with the Royals and first as the team's bench coach...officially had his role changed on November 7, 2017.
- 👑 Named to Ned Yost's staff on October 3, 2013 as the third base coach and took over hitting coach duties on May 29, 2014...the club hit .268 with 74 home runs and averaged 4.1 runs per game after his appointment in 2014, compared to a .251 average and 3.8 runs per game prior.
- 👑 Under Sveum, the Royals set the franchise record for home runs in a season with 193 during the 2017 season...third baseman Mike Moustakas broke the 32-year old single-season home run record, clubbing 38 to pass Steve Balboni's 1985 total (36).
- 👑 Named the manager of the Chicago Cubs on November 18, 2011...managed two seasons in Chicago before being relieved of his duties on September 30, 2013.
- 👑 Spent six seasons on Milwaukee's Major League coaching staff (2006-11), including a 12-game stint as the interim manager in 2008, going 7-5 as the club advanced to the postseason.
- 👑 Served as the Brewers' third base coach (2006, 2008) and bench coach (2007) under Yost...functioned as the club's hitting coach (2009-11) for his final three years in Milwaukee.
- 👑 Had two seasons (2004-05) as the third base coach for the Red Sox, helping the club win their first World Series championship in 86 years in 2004.
- 👑 Managed at Altoona (AA) in the Pittsburgh Pirates' organization for three seasons (2001-03)...compiled a 213-211 (.502) record...led club to its first back-to-back winning seasons in 2002 (72-69) and 2003 (78-63), including its first appearance in the Eastern League playoffs in 2003.
- 👑 Named the 2003 Top Managerial Prospect in the Eastern League by *Baseball America*.

PLAYING CAREER

- 👑 Played 12 seasons in the Major Leagues with Milwaukee (1986-91), Philadelphia (1992), the Chicago White Sox (1992), Oakland (1993), Seattle (1994), Pittsburgh (1996-97, 1999) and the New York Yankees (1998).
- 👑 Hit .236 with 125 doubles, 13 triples, 69 homers and 340 RBI in his career...played 442 games at shortstop, 217 at third base, 71 at first base, 53 at second and two in left field.
- 👑 Enjoyed his best season in 1987, when he hit .252 with a career-high 25 homers and 95 RBI...hit three home runs in a game vs. California on July 17, 1987.
- 👑 Made Major League debut on May 12, 1986, in Seattle, going 2-for-3 with a double...first career hit was a double off Matt Young.
- 👑 Originally drafted by the Milwaukee Brewers in the first round (25th overall) of the 1982 MLB Draft.

MISCELLANEOUS NOTES

- 👑 Dale and his wife, Darlene, reside in Scottsdale, Ariz... the couple has two children, Brittane and Rustin.
- 👑 Graduated from Pinole Valley (Calif.) High School, where he played baseball, football and basketball... earned all-state and All-America honors at quarterback.
- 👑 Turned down a football and baseball scholarship at Arizona State to play professional baseball.
- 👑 Cousin of former Major League first baseman John Olerud.

SVEUM'S COACHING SUMMARY

Years	Club	League	Position
2001-03	Altoona	Eastern	Manager
2004-05	Boston	American	Third Base Coach
2006	Milwaukee	National	Third Base Coach
2007	Milwaukee	National	Bench Coach
2008	Milwaukee	National	Third Base Coach
2008	Milwaukee	National	Interim Manager
2009-11	Milwaukee	National	Hitting Coach
2012-13	Chicago Cubs	National	Manager
2014	Kansas City	American	Third Base Coach
2014-17	Kansas City	American	Hitting Coach
2018	Kansas City	American	Bench Coach



COACHING STAFF (CONT.)



#18 VANCE WILSON BULLPEN COACH

VANCE ALLEN WILSON

BORN: MARCH 17, 1973 | MESA, ARIZ.

BATS
RIGHT

THROWS
RIGHT

RESIDES: SPRINGDALE, ARK.

NAMED TO STAFF: NOV. 7, 2017

WIFE: BRIDGET

CHILDREN: PEYTON BLAISE

COACHING CAREER

- Vance is in his first year on the Royals' Major League coaching staff, named the bullpen coach on November 7, 2017.
- The 2018 season will be his eighth in the Royals' organization, serving as a minor league manager with Kane County (A) in 2011, Wilmington (A) in 2012-13 and Northwest Arkansas (AA) from 2014-17.
- Completed his fourth season as manager at Northwest Arkansas in 2017, finishing the year with a 67-73 record...led the Naturals to consecutive Texas League North Division titles in 2015-16, falling in the league championship round both seasons.
- Managed the Peoria Javelinas of the Arizona Fall League in 2014...led the club to the AFL championship game, but fell to Salt River.

PLAYING CAREER

- Originally drafted by the New York Mets in the 44th round of the 1993 First-Year Player Draft out of Mesa (Ariz.) Junior College.
- Spent parts of eight seasons in the Majors with the Mets (1999-2004) and Detroit (2005-06)...played in a career-high 96 games with New York in 2003, batting .243 with nine doubles, a career-best eight homers and 39 RBI, seeing most of his playing time during Hall of Famer Mike Piazza's stint on the disabled list.
- Led the National League in caught stealing percentage (49.0) in 2002, while he ranked third (44.6 percent) in 2003.
- Traded from the Mets to Detroit on January 5, 2005, in exchange for infielder Anderson Hernandez.
- A member of the 2006 AL Central champion Detroit Tigers...played in 56 games for Detroit that season, hitting .283 with nine doubles, five homers and 18 RBI.
- Finished his playing career in 2009 with Northwest Arkansas, appearing in 59 contests.

MISCELLANEOUS NOTES

- Vance and his wife, Bridget, reside in Springdale, Ark., with their daughter, Peyton Blaise.
- Graduated from Red Mountain High School in Mesa, Ariz....played varsity baseball, basketball and football.
- Attended Mesa Community College...named a Junior College All-American during his sophomore season.
- Wife, Bridget, served as chairperson in the Campaign for Children...along with Vance, helped raise over \$150,000 to build a Children's House to benefit abused children in Springdale, Ark.

WILSON'S COACHING SUMMARY

Years	Club	League	Position
2011	Kane County	Midwest	Manager
2012-13	Wilmington	Carolina	Manager
2014 (Fall)	Peoria	Arizona Fall	Manager
2014-17	Northwest Arkansas	Texas	Manager
2018	Kansas City	American	Bullpen Coach



Year	Player	Transaction
2006	Salvador Perez	Signed as a non-drafted free agent, Sept. 27
	Kelvin Herrera	Signed as a non-drafted free agent, Dec. 13
2007	Danny Duffy	Selected in the third round of the First-Year Player Draft
2009	Cheslor Cuthbert	Signed as a non-drafted free agent, July 2
	Ramón Torres	Signed as a non-drafted free agent, July 13
	Jorge Bonifacio	Signed as a non-drafted free agent, Dec. 9
2010	Whit Merrifield	Selected in the ninth round of the First-Year Player Draft
	Andres Machado	Signed as a non-drafted free agent, Nov. 17
	Miguel Almonte	Signed as a non-drafted free agent, Nov. 20
2011	Bubba Starling	Selected in the first round (5th overall) of the First-Year Player Draft
	Cam Gallagher	Selected in the second round of First-Year Player Draft
	Jakob Junis	Selected in the 29th round of First-Year Player Draft
	Raúl Mondesi	Signed as a non-drafted free agent, July 27
2012	Kyle Zimmer	Selected in the first round (5th overall) of the First-Year Player Draft
	Samir Dueñez	Signed as a non-drafted free agent, July 7
2013	Hunter Dozier	Selected in the first round (8th overall) of the First-Year Player Draft
	Kevin McCarthy	Selected in the 16th round of the First-Year Player Draft
	Meibrys Viloria	Signed as a non-drafted free agent, July 2
	Paulo Orlando*	Signed as a minor league free agent, Oct. 31
2014	Eric Skoglund	Selected in the third round of the First-Year Player Draft
	Eric Stout	Selected in the 13th round of the First-Year Player Draft
	Tim Hill	Selected in the 32nd round of the First-Year Player Draft
	Brian Flynn	Acquired from Miami with RHP Reid Redman in exchange for RHP Aaron Crow, Nov. 28
	Alex Gordon†	Signed as a Major League Free Agent, Jan. 6
2016	Ian Kennedy	Signed as a Major League Free Agent, Jan. 29
	Drew Butera#	Signed as a Major League Free Agent, Nov. 18
	Jorge Soler	Acquired from Chicago Cubs, in exchange for RHP Wade Davis, Dec. 7
	Nate Karns	Acquired from Seattle, in exchange for OF Jarrod Dyson, Jan. 6
2017	Jason Hammel	Signed as a Major League free agent, Feb. 8
	Brandon Maurer	Acquired from San Diego, with LHP Ryan Buchter and RHP Trevor Cahill, in exchange for LHP Matt Strahm, LHP Travis Wood and INF Estevy Ruiz, July 24
	Sam Gaviglio	Claimed off waivers from Seattle, Sept. 1
	Wily Peralta	Signed as a Major League free agent, Dec. 5
	Scott Barlow	Signed as a Major League free agent, Dec. 8
	Burch Smith	Acquired from the New York Mets, in exchange for future considerations, Dec. 14
	Brad Keller	Acquired from Cincinnati, in exchange for future considerations, Dec. 14
	Trevor Oaks	Acquired from the Los Angeles Dodgers with INF Erick Mejia, as part of a three-team trade, in exchange for LHP Scott Alexander, RHP Joakim Soria and cash considerations, Jan. 4
	Alcides Escobar^	Signed as a Major League free agent, Jan. 29
	Heath Fillmyer	Acquired from Oakland with RHP Jesse Hahn, in exchange for LHP Ryan Buchter and 1B/OF Brandon Moss, Jan. 29
2018	Jesse Hahn	Acquired from Oakland with RHP Heath Fillmyer, in exchange for LHP Ryan Buchter and 1B/OF Brandon Moss, Jan. 29
	Lucas Duda	Signed as a Major League free agent, Feb. 28

! - Originally selected in the first round (2nd overall) of 2005 First-Year Player Draft
 * - Originally acquired from the Chicago White Sox in exchange for LHP Horacio Ramirez, Aug. 9, 2008
 ^ - Originally acquired from Milwaukee with OF Lorenzo Cain, RHP Jeremy Jeffress and RHP Jake Odorizzi in exchange for RHP Zack Greinke, INF Yuniesky Betancourt, Dec. 19, 2010
 # - Originally acquired from the Los Angeles Angels for INF Ryan Jackson, May 7, 2015

BY TRANSACTION TYPE

FIRST-YEAR PLAYER DRAFT (11)

👑 Hunter Dozier	First round (8th), 2013
👑 Danny Duffy	Third round, 2007
👑 Cam Gallagher	Second round, 2011
👑 Tim Hill	32nd round, 2014
👑 Jakob Junis	29th round, 2011
👑 Kevin McCarthy	16th round, 2013
👑 Whit Merrifield	Ninth round, 2010
👑 Eric Skoglund	Third round, 2014
👑 Bubba Starling	First round (5th), 2011
👑 Eric Stout	13th round, 2014
👑 Kyle Zimmer	First round (5th), 2012

NON-DRAFTED FREE AGENTS (10)

👑 Miguel Almonte	Nov. 20, 2010
👑 Jorge Bonifacio	Dec. 9, 2009
👑 Cheslor Cuthbert	July 2, 2009
👑 Samir Dueñez	July 7, 2012
👑 Kelvin Herrera	Dec. 13, 2006
👑 Andres Machado	Nov. 17, 2010
👑 Raúl Mondesi	July 27, 2011
👑 Salvador Perez	Sept. 27, 2006
👑 Ramón Torres	July 13, 2009
👑 Meibrys Viloria	July 2, 2013

MINOR LEAGUE FREE AGENTS (1)

👑 Paulo Orlando	Oct. 31, 2013
-----------------	---------------

MAJOR LEAGUE FREE AGENTS (8)

👑 Scott Barlow	Dec. 8, 2017
👑 Drew Butera	Nov. 18, 2016
👑 Lucas Duda	Feb. 28, 2018
👑 Alcides Escobar	Jan. 29, 2018
👑 Alex Gordon	Jan. 6, 2016
👑 Jason Hammel	Jan. 8, 2017
👑 Ian Kennedy	Jan. 29, 2016
👑 Wily Peralta	Dec. 5, 2017

TRADES (9)

👑 Heath Fillmyer	with Oakland, 2018
👑 Brian Flynn	with Miami, 2014
👑 Jesse Hahn	with Oakland, 2018
👑 Nate Karns	with Seattle, 2017
👑 Brad Keller	with Cincinnati, 2017
👑 Brandon Maurer	with San Diego, 2017
👑 Trevor Oaks	with LA Dodgers, 2018
👑 Burch Smith	with NY Mets, 2017
👑 Jorge Soler	with Chicago Cubs, 2016

WAIVER CLAIMS (1)

👑 Sam Gaviglio	from Seattle, 2017
----------------	--------------------



MIGUEL ALMONTE



#50 MIGUEL ALMONTE

RIGHT-HANDED PITCHER

BATS
RIGHT

THROWS
RIGHT

HEIGHT
6-2

WEIGHT
210

BORN: APRIL 4, 1993 | 24

SIGNED: NON-DRAFTED FREE AGENT | NOV. 20, 2010

RESIDES: SANTIAGO, D.R.

MAJOR LEAGUE SERVICE: 95 DAYS

2017 SEASON

- Had five stints with Kansas City (May 5, May 21-29, July 1-4, July 14-17, Aug. 22), but made just two appearances, allowing three runs on five hits and two walks in 2.0 innings, with no strikeouts.
- Went 1-1 with a 1.72 ERA (9 ER in 47.0 IP) in 16 appearances (nine starts) between Omaha (AAA) and Northwest Arkansas (AA) with 52 strikeouts (10.0 K/9) and just 13 walks (2.5 BB/9).
- Started the year at Northwest Arkansas, where he recorded

a season-high nine strikeouts in 6.0 innings in his only win on May 1 at Tulsa.

- Optioned to Omaha on May 29...recorded 16.0 scoreless innings over his next nine appearances through July 20—including a scoreless inning in the Majors on July 1 vs. Minnesota (Game 2).
- Placed on the 60-day DL on Aug. 22 with a right rotator cuff injury.

HONORS AND AWARDS

- 2013 SiriusXM All-Star Futures Game (World Team)
- 2012 Dominican Royals Pitcher of the Year

CAREER HIGHLIGHTS

- 2016:** Spent the majority of the season with Omaha (AAA), where he went 3-7 with a 5.55 ERA (37 ER in 60.0 IP) across 21 appearances (12 starts).
- Started in 12 of his first 13 appearances, but was moved to the bullpen on July 3.
- 2015:** Split the season between Northwest Arkansas (AA) and Omaha (AAA), before having his contract selected by the Royals on Sept. 1...spent the final month of the year in the Majors.
- Made his MLB debut on Sept. 1 against Detroit, allowing

two runs in 1.0 inning of work.

- Minors:** Tied for 10th in the Carolina League in strikeouts...entered the season with the "Best Changeup" in the organization, according to *Baseball America*.
- Pitched a scoreless seventh inning for the World Team at the 2013 XM All-Star Futures Game at Citi Field.
- Ranked fifth in the South Atlantic League in strikeouts, seventh in ERA and tied for seventh in WHIP (1.16) in 2013.
- Named the Dominican Royals Pitcher of the Year and was a Dominican Summer League All-Star in 2012.

MISCELLANEOUS NOTES

- Full name is **Miguel Emilio Almonte**...resides in Santiago, Dominican Republic in the offseason.

CAREER PITCHING

YEAR	CLUB	W-L	ERA	G	GS	CG	SHO	SV	IP	H	R	ER	HR	HB	BB	SO	WP	BK	AVG
2011	DSL Royals	0-0	5.40	5	1	0	0	0	11.2	11	7	7	0	2	7	9	4	0	.256
2012	DSL Royals	6-1	1.44	10	10	0	0	0	50.0	34	15	8	2	5	8	46	4	0	.194
	Surprise	2-1	2.33	6	2	0	0	0	27.0	22	13	7	0	4	5	28	3	0	.212
2013	Lexington	6-9	3.10	25	25	1	0	0	130.2	115	53	45	6	7	36	132	10	2	.237
2014	Wilmington	6-8	4.49	23	22	0	0	0	110.1	107	60	55	9	11	32	101	8	6	.259
2015	Northwest Arkansas	4-4	4.03	17	17	0	0	0	67.0	65	31	30	4	8	27	55	4	0	.255
	Omaha	2-2	5.40	11	6	0	0	0	36.2	33	24	22	3	3	15	41	1	2	.244
	KANSAS CITY	0-2	6.23	9	0	0	0	0	8.2	7	6	6	4	1	7	10	0	0	.212
2016	Omaha	3-7	5.55	21	12	0	0	0	60.0	63	43	37	5	3	42	57	5	2	.274
	Northwest Arkansas	2-1	7.31	11	0	0	0	0	16.0	24	13	13	4	0	4	15	1	0	.348
2017	Northwest Arkansas	1-0	1.86	7	6	0	0	0	29.0	22	7	6	2	2	6	35	1	0	.210
	KANSAS CITY	0-0	13.50	2	0	0	0	0	2.0	5	3	3	0	0	2	0	0	0	.556
	Omaha	0-1	1.50	9	3	0	0	0	18.0	20	3	3	1	1	7	17	0	0	.299
	Minor League Totals	32-34	3.77	145	104	1	0	0	556.1	516	269	233	36	46	189	536	41	12	.248
	Major League Totals	0-2	7.59	11	0	0	0	0	10.2	12	9	9	4	1	9	10	0	0	.286

*-Led League; +- Tied for League Lead

CAREER TRANSACTIONS

2010 Signed by the Kansas City Royals as a non-drafted free agent, Nov. 20...signed by Fausto Morel



#58 SCOTT BARLOW

RIGHT-HANDED PITCHER

BATS
RIGHT

THROWS
RIGHT

HEIGHT
6-3

WEIGHT
170

BORN: **DEC. 18, 1992 | 25**

SIGNED: **MAJOR LEAGUE FREE AGENT | DEC. 8, 2017**

RESIDES: **TEXARKANA, ARK.**

MAJOR LEAGUE SERVICE: **0 DAYS**

2017 SEASON

- Went 7-6 with a 3.29 ERA (51 ER in 139.2 IP) in 26 starts between Oklahoma City (AAA) and Tulsa (AA) in the Dodgers' organization.
- Ranked fifth in the Texas League with 124 strikeouts (10.4 K/9), including three double-digit strikeout games in just 19 starts with the Drillers.
- Started and finished the season in Tulsa, where he went 6-3 with a 2.10 ERA (25 ER in 107.1 IP)...would have led the Texas League in ERA, but he fell five innings shy of qualifying...named Texas League postseason All-Star.
- Earned Texas League Pitcher of the Week honors (June 11), going 2-0 with a 0.69 ERA (1 ER in 13.0 IP) and 13 strikeouts in two starts.

HONORS AND AWARDS

- 2017 Texas League postseason All-Star
- 2016 Texas League midseason All-Star

CAREER HIGHLIGHTS

- Minors:** Spent all of 2016 in Tulsa (AA), going 4-7 with a 3.98 ERA (55 ER in 124.1 IP) in 24 appearances (23 starts)...earned Texas League midseason All-Star honors.
- Held opponents to one or zero earned runs in 12 of his 23 starts (52 percent), including a career-high tying 7.0 shutout innings in a no-decision on Aug. 23 vs. Arkansas.
- Limited to just 88.2 innings in 2015 due to two DL stints, but went 8-6 with a 3.35 ERA in 19 outings (18 starts) across four levels, including 14 appearances with Rancho Cucamonga (A).
- Made three relief appearances in 2015 for the Glendale Desert Dogs of the Arizona Fall League.
- Missed the 2012 season due to right elbow surgery.

MISCELLANEOUS NOTES

- Full name is **Scott A. Barlow**...resides in Texarkana, Ark., with his wife, Klancy.
- Graduated from Golden Valley High School in Santa Clarita, Calif., in 2011...named All-Foothill League as a senior, going 7-4 with a 3.17 ERA...set a school record with 17 strikeouts in a game as a junior.
- Bypassed a scholarship from Fresno State University when he signed with the Dodgers.

CAREER PITCHING

YEAR	CLUB	W-L	ERA	G	GS	CG	SHO	SV	IP	H	R	ER	HR	HB	BB	SO	WP	BK	AVG
2011	AZL Dodgers	0-1	27.00	2	0	0	0	0	1.2	5	5	5	1	0	2	1	0	0	.500
2012	AZL Dodgers	Injured - Did not pitch																	
2013	Ogden	4-3	6.20	15	15	0	0	0	69.2	82	54	48	13	4	32	51	9	1	.295
2014	Great Lakes	6-7	4.50	23	21	0	0	1	106.0	113	64	53	11	8	35	104	8	0	.269
2015	AZL Dodgers@	0-1	4.00	3	3	0	0	0	9.0	8	7	4	1	0	4	11	2	1	.216
	Great Lakes@	0-1	5.79	1	1	0	0	0	4.2	8	8	3	2	0	1	1	2	0	.381
	Rancho Cucamonga	8-3	2.52	14	13	0	0	0	71.1	61	30	20	4	4	32	64	4	0	.236
	Oklahoma City	0-1	14.73	1	1	0	0	0	3.2	7	6	6	0	0	3	3	0	0	.438
2016	Tulsa	4-7	3.98	24	23	0	0	0	124.1	125	63	55	9	9	52	102	8	0	.260
2017	Oklahoma City	1-3	7.24	7	7	0	0	0	32.1	37	36	26	6	3	23	36	3	0	.276
	Tulsa	6-3	2.10	19	19	0	0	0	107.1	60	33	25	9	5	37	124	4	0	.161
Minor League Totals		29-30	4.16	109	103	0	0	1	530.0	506	306	245	56	33	221	497	40	2	.250

@ - Minor League Injury Rehab

CAREER TRANSACTIONS

- 2011 Selected by the Los Angeles Dodgers in the sixth round of the First-Year Player Draft...signed by Dennis Moeller
- 2017 Signed by the Kansas City Royals as a Major League free agent, Dec. 8.



JORGE BONIFACIO



#38 JORGE BONIFACIO

OUTFIELDER

BATS
RIGHT

THROWS
RIGHT

HEIGHT
6-1

WEIGHT
225

BORN: JUNE 4, 1993 | 24

SIGNED: MINOR LEAGUE FREE AGENT | DEC. 9, 2009

RESIDES: SANTO DOMINGO, D.R.

MAJOR LEAGUE SERVICE: 1 YEAR

2017 SEASON

- His 17 home runs in 113 games with the Royals were seventh most among American League rookies and most by a Royals rookie since Eric Hosmer (19) in 2011.
- Hit .314/.386/.608 (16-for-51) with seven extra-base hits and 12 RBI in 13 games with Omaha (AAA) before his recall on April 21.
- Homered in his second Major League game on April 23 at Texas off Yu Darvish, becoming the sixth Royal to homer within his first two career games and first since Mike Moustakas in 2011.
- Hit .294 (10-for-34) with two doubles, five home runs and 10 RBI during a nine-game road trip to Minnesota, New York and Cleveland from May 19-28, including a two-run double in the eighth inning off Andrew Miller on May 26 and a go-ahead, two-run HR in the seventh on May 23 in the Bronx.
- Homered in three consecutive games from July 22-24, becoming just the fifth Royals rookie to do so and the first since Abraham Nunez in 2004.
- Played in 81 of the Royals' 88 games (76 starts) from the time of his call-up to the Melky Cabrera trade on July 30, and hit 14 HR with 33 RBI...played in just 32 of the Royals' 59 games (20 starts) following the trade and hit three HR with seven RBI.
- Five of his 17 HR gave the Royals a lead, including a three-run shot in the sixth inning on Sept. 30 vs. Arizona off Archie Bradley, snapping Bradley's streak of 49.2 innings without a HR, which was tied for the third-longest streak in the Majors at the time.
- Hit .287 (51-for-178) with eight home runs and 17 RBI in 56 games vs. AL Central opponents, including .350 (14-for-40) vs. Cleveland and four HR vs. the White Sox.

HONORS AND AWARDS

- First MLB hit:** April 23, 2017 at Texas, single off Yu Darvish
- First MLB home run:** April 23, 2017 at Texas, solo shot off Yu Darvish
- 2016 SiriusXM All-Star Futures Game (World Team)
- 2015 Texas League All-Star Game "Top Star"
- 2015 Texas League midseason All-Star
- 2012 Kane County Player of the Year
- 2012 Midwest League midseason All-Star
- 2011 Burlington Player of the Year
- 2010 Dominican Royals Player of the Year
- 2010 Dominican Summer midseason League All-Star

CAREER HIGHLIGHTS

- 2016:** Played in 134 of 140 games for Omaha (AAA), batting .277/.351/.461 with 46 extra-base hits (19 home runs) and 86 RBI, which ranked fifth in the Pacific Coast League.
- Named Storm Chasers Player of the Year by the Omaha media after leading the team in runs (82), hits (137), triples (6), home runs (19), RBI (86), total bases (228) and walks (51).
- Selected to participate in the 2016 SiriusXM All-Star Futures Game at Petco Park...was the starting designated hitter for the World Team and walked in both of his plate appearances.
- Recorded 17 outfield assists, one shy of the PCL lead, including seven assists at home plate.
- 2015:** Named a Texas League All-Star for the second time, earning the game's "Top Star" honor, blasting the go-ahead two-run homer in the eighth inning.
- Tied for fourth in the Texas League in homers, ranked seventh in doubles and tied for 11th in RBI.
- 2014:** Recorded a career-high five hits on Aug. 21 vs. Springfield (5-for-6).
- 2013:** Played at three different levels, including Northwest Arkansas (AA), Wilmington (A) and Surprise (R).
- 2012:** Named Kane County (A) Player of the Year and a Midwest League All-Star.
- 2011:** Selected Burlington Royals (R) Player of the Year and ranked tied for fourth in the Appalachian League in doubles and tied for ninth in triples and total bases (116).
- 2010:** Named Dominican Royals Player of the Year and was a Dominican Summer League All-Star after finishing sixth in the league in batting average, slugging percentage and OPS (.904).

MISCELLANEOUS NOTES

- Full name is **Jorge Luis Bonifacio** (pronounced: boh-n-EE-fah-see-oh)...resides in Santo Domingo, Dominican Republic.
- Older brother, Emilio, is a Major League infielder, who played with the Royals in 2013.



CAREER BATTING

YEAR	CLUB	AVG	G	AB	R	H	2B	3B	HR	RBI	SAC	SF	HP	BB	SO	SB	CS	OBP	SLG	E
2010	Dominican Royals	.335	48	164	22	55	16	2	1	28	0	3	3	26	27	13	5	.429	.476	5
	Surprise	.211	21	76	9	16	0	5	0	6	1	2	1	6	31	1	2	.271	.342	1
2011	Burlington	.284	62	236	26	67	20	4	7	30	0	3	3	16	58	5	6	.333	.492	1
2012	Kane County	.282	105	412	54	116	20	6	10	61	2	0	4	30	84	6	3	.336	.432	4
2013	Wilmington	.296	54	206	32	61	11	3	2	29	0	3	2	23	40	0	2	.368	.408	3
	Surprise	.300	9	30	4	9	3	2	0	6	0	0	1	4	6	1	0	.400	.533	0
	Northwest Arkansas	.301	25	93	15	28	7	0	2	19	0	1	0	11	23	2	1	.371	.441	2
2014	Northwest Arkansas	.230	132	505	49	116	20	4	4	51	0	6	5	50	127	8	3	.302	.309	9
2015	Northwest Arkansas	.240	125	483	60	116	30	2	17	64	1	5	5	42	126	3	2	.305	.416	5
2016	Omaha	.277	134	495	82	137	22	6	19	86	3	2	7	51	130	6	2	.351	.461	8
2017	Omaha	.314	13	51	6	16	2	2	3	12	0	0	0	6	8	0	0	.386	.608	0
	KANSAS CITY	.255	113	384	55	98	15	1	17	40	0	1	2	35	118	1	1	.320	.432	4
Minor League Totals		.268	728	2751	359	737	151	36	65	392	7	25	31	265	660	45	26	.336	.420	38
Major League Totals		.255	113	384	55	98	15	1	17	40	0	1	2	35	118	1	1	.320	.432	4

* - Led League

CAREER TRANSACTIONS

2009 Signed by the Kansas City Royals as a non-drafted free agent, Dec. 9...signed by Edis Perez

CAREER FIELDING

Position	Pct.	G	TC	PO	A	E	DP
Outfield	.978	102	181	173	4	4	1

SINGLE GAME BESTS

HITS 3 (2x) Last: Aug. 20, 2017 vs. CLE	RUNS 2 (9x) Last: Aug. 20, 2017 vs. CLE
DOUBLES 1 (15x) Last: Sept. 23, 2017 at CWS	HITTING STREAKS 9 July 4-18, 2017
RBI 3 (3x) Last: Sept. 30, 2017 vs. ARZ	

ROYALS .300 HITTER CLUB

The Royals 49-year history has produced 25 different .300 hitters. The magical .300 plateau has been reached 64 times. George Brett hit .300 on 11 different occasions to head the exclusive list. Kansas City has had a .300 hitter in 38 of the 49 seasons.

1969 None	1984 Hal McRae303	2001 Carlos Beltran306
1970 Lou Piniella301	Willie Wilson301	Mike Sweeney304
1971 Amos Otis301	1985 George Brett335	2002 Mike Sweeney340
1972 Lou Piniella312	1986 None	2003 Carlos Beltran307
Richie Scheinblum300	1987 Kevin Seitzer323	2004 None
1973 Amos Otis300	Danny Tartabull309	2005 Mike Sweeney300
1974 Hal McRae310	1988 George Brett306	2006 None
1975 George Brett308	Kevin Seitzer304	2007 None
Hal McRae306	1989 None	2008 David DeJesus307
1976 George Brett333	1990 George Brett329	2009 Billy Butler301
Hal McRae332	1991 Danny Tartabull316	Alberto Callaspo300
1977 George Brett312	1992 None	2010 Billy Butler318
Al Cowens312	1993 None	2011 Melky Cabrera305
1978 None	1994 Wally Joyner311	Alex Gordon303
1979 George Brett329	Felix Jose303	2012 Billy Butler313
Willie Wilson315	1995 Wally Joyner310	2013 Eric Hosmer302
1980 George Brett390	1996 Jose Offerman303	2014 Lorenzo Cain301
Willie Wilson326	1997 None	2015 Lorenzo Cain307
John Wathan305	1998 Jose Offerman315	2016 None
1981 George Brett314	Hal Morris309	2017 Eric Hosmer318
Willie Wilson303	1999 Mike Sweeney322	Lorenzo Cain300
1982 Willie Wilson332	Joe Randa314	
Hal McRae308	Johnny Damon307	
George Brett301	2000 Mike Sweeney333	
1983 Hal McRae311	Johnny Damon327	
George Brett310	Jermaine Dye321	
	Joe Randa304	

* - min. 502 plate appearances



#9 DREW BUTERA

C A T C H E R

BATS
RIGHT

THROWS
RIGHT

HEIGHT
6-1

WEIGHT
205

BORN: **AUG. 9, 1983** | **34**

SIGNED: **MAJOR LEAGUE FREE AGENT** | **NOV. 18, 2016**

RESIDES: **ORLANDO, FLA.**

MAJOR LEAGUE SERVICE: **7 YEARS, 18 DAYS**

2017 SEASON

- Made 43 starts behind the plate, his most since 2014 (48) with the Dodgers...his 37 hits were two shy of his career high with Minnesota in 2011.
- Homered off Rays rookie Blake Snell on May 8, his first vs. a left-handed pitcher in more than three years (May 5, 2014 at Washington vs. Ross Detwiler).
- Had a career high four hits (all singles) on Aug. 13 at the White Sox, becoming the eighth Royals catcher (13th time) to record four singles in a game and first since Salvador Perez on Sept. 1, 2012 (Game 1) vs. Minnesota.
- Started 11 of the Royals' 15 games during Salvador Perez's 16-day DL stint from Aug. 6-22 and hit .316 (12-for-38) with a .366 on-base percentage.
- Hit a two-run home run in the eighth inning on Aug. 15 at Oakland, turning a one-run deficit into a one-run lead, his third career go-ahead HR, two of which have come in the eighth inning or later.
- Batted .375/.444/.708 (9-for-24) with a triple and two home runs in "late and close" situations, defined by Baseball Reference as plate appearances in the seventh inning or later with the batting team tied, ahead by one, or the tying run at least on deck.
- Hit .391 (9-for-23) with a .417 on-base percentage in 10 games vs. the White Sox, including a three-hit game on July 21 and a career-high four hits on Aug. 13.
- Had a pinch-hit single on Sept. 20 at Toronto, snapping an 0-for-11 skid as a pinch-hitter dating back to his first career plate appearance in a pinch on June 19, 2010, when he hit a go-ahead pinch-hit home run—his first career HR—for Minnesota in the 10th inning of an eventual 13-10 win at Philadelphia.
- Hit .269 (35-for-130) through Aug. 19, but finished the season 2-for-33 (.061).

HONORS AND AWARDS

- Two-time World Baseball Classic participant (2013, 2017)
- First MLB home run:** June 19, 2010 at Philadelphia, solo shot off Chad Durbin
- First MLB hit:** April 22, 2010 vs. Cleveland, single off Mitch Talbot
- 2008 Top Defensive Catcher in Eastern League (Baseball America)
- 2007 Florida State League midseason All-Star

CAREER HIGHLIGHTS

- 2016:** Set career highs in doubles (10), home runs (four), batting average (.285), on-base percentage (.328) and slugging percentage (.480) in his first full season with the Royals.
- Made 34 starts (all at catcher), reaching safely in 26 of those games (76.5%)...hit .275 (30-for-109) as a starter and .357 (5-for-14) off the bench.
- Batted .316/.356/.526 (30-for-95) with eight of his 10 doubles and all four of his home runs vs. right-handed pitching...hit .179/.233/.321 (5-for-28) vs. lefties.
- Hit .347/.397/.556 (25-for-72) from the ninth spot in the lineup, the third-best average from the nine-hole in the Majors (min. 70 at-bats).
- Homered in back-to-back games on June 2-3 at Cleveland for the first time in his career...the June 2 homer was his first since August 6, 2015, snapping a 70 at-bat homerless streak.
- Recorded an RBI in a career-high four straight games from May 31-June 3, two games shy of the record for a Royals catcher.
- Made two pitching appearances in 2016...he's the ninth Royals position player to pitch in a game and first since Mitch Maier on April 15, 2012.
- Recorded the last three outs of a 13-5 loss vs. Houston on June 25...also doubled in the bottom of the ninth inning to become the first Royals position player to pitch and record an extra-base hit in the same game since David Howard on April 12, 1994 vs. Boston.
- Also recorded the final out in a 13-0 loss vs. the Angels on July 26...his five career pitching appearances are third most among active position players...he's recorded one strikeout in four of his five appearances.
- 2015:** Acquired by the Royals on May 7 from the Los Angeles Angels in exchange for minor league infielder Ryan Jackson.
- Appeared in five games at first base and made his second career start there on Sept. 25 vs. Cleveland...his only other start at first base came on Sept. 20, 2013 as a member of the Dodgers.
- 2014:** Appeared in 61 games for the Los Angeles Dodgers...his 61 games, 32 hits and 14 RBI were his highest totals since 2011.
- Threw out 11 of 32 would-be base stealers (32.4%)...his opponents' 67.6 percent success rate on stolen base attempts was the eighth lowest among NL catchers (min. 400 innings caught).
- Caught Josh Beckett's no-hitter on May 25, 2014 at Philadelphia...marked the second no-hitter he's been behind the plate for, also catching Francisco Liriano's no-hitter with Minnesota on May 3, 2011 at the White Sox.



- 👑 Made a pair of relief appearances out of the Dodgers' bullpen...tossed a scoreless inning vs. Miami on May 14 and he allowed two runs in 0.2 inning at Arizona, May 17.
- 👑 **2013:** Acquired by the Dodgers on July 31, 2013, in exchange for a Player to be Named (LHP Miguel Sulbaran) and cash considerations...made first career appearance at first base with the Dodgers on Sept. 20 at San Diego.
- 👑 **2012:** Tossed a scoreless inning of relief May 20, 2012 at Milwaukee...according to the *Elias Sports Bureau*, he and father, Sal Butera, became the first father-son position players to pitch in Major League games...Sal pitched a scoreless inning for Montreal in 1985 and for Cincinnati in 1986.

- 👑 **2011:** Recorded first career walk-off hit with an RBI single off San Diego's Chad Qualls in a 5-4 win, June 19, 2011.
- 👑 Threw out 29.4 percent (20 in 68 attempts) of would-be base stealers in, which ranked third in the AL and fifth in the Majors.
- 👑 **2010:** Made Twins' Opening Day roster for the first time and made his Major League debut April 9, 2010 at U.S. Cellular Field in Chicago...recorded first big league hit April 22 vs. Cleveland and first RBI May 8 vs. Baltimore.
- 👑 **2007:** Acquired by Minnesota along with OF Dustin Martin from the New York Mets in exchange for INF Luis Castillo on July 30, 2007, and assigned to New Britain (AA).

POSTSEASON HIGHLIGHTS

- 👑 **2015:** Appeared in three games, making his postseason debut in Game 4 of the American League Division Series in Houston.
- 👑 Worked a 10-pitch walk in the eighth inning of Game 4 in the ALDS to extend the inning as Kansas City overcame a

four-run deficit in the frame...also grounded out in Game 4 of the ALCS at Toronto, his only other plate appearance.

- 👑 Caught the final inning of the World Series after Salvador Perez was lifted for a pinch-runner in the top of the inning.

MISCELLANEOUS NOTES

- 👑 Full name is **Andrew Edward Butera** (byou-TAIR-uh)...resides in Orlando, Fla., with fiancé, Hilary.
- 👑 Father, Sal, is a Major League scout for the Toronto Blue Jays and played in the Major Leagues from 1980-88 for Minnesota, Detroit, Montreal, Cincinnati and Toronto.
- 👑 Drew attended the University of Central Florida...semifinalist for the Johnny Bench Award in 2005, which

is given annually to the top catcher in college baseball...graduated from Bishop Moore High School in Orlando, Fla.

- 👑 Originally selected by the Blue Jays in the 48th round of the 2002 First-Year Player Draft, but did not sign.
- 👑 Member of Team Italy at the 2013 and 2017 World Baseball Classic tournaments.

CAREER BATTING

YEAR	CLUB	AVG	G	AB	R	H	2B	3B	HR	RBI	SAC	SF	HP	BB	SO	SB	CS	OBP	SLG	E
2005	Brooklyn	.217	55	175	13	38	9	1	1	23	1	4	2	22	33	1	0	.305	.297	12
2006	Hagerstown	.186	95	295	24	55	13	0	5	38	5	6	7	42	72	1	0	.297	.281	9
2007	St. Lucie	.258	52	182	22	47	14	0	5	22	0	2	2	24	28	0	1	.348	.418	4
	Binghamton	.188	30	117	7	22	2	0	1	4	1	0	1	2	22	0	0	.208	.231	5
	New Britain	.260	17	50	3	13	3	1	0	3	1	0	0	5	5	0	0	.327	.360	2
2008	New Britain	.219	96	302	39	66	18	1	7	39	4	4	6	35	55	0	1	.308	.354	6
2009	Rochester	.211	99	298	23	63	16	1	2	25	8	3	2	22	49	0	1	.268	.292	7
2010	MINNESOTA	.197	49	142	12	28	6	1	2	13	3	2	4	4	25	0	0	.237	.296	5
2011	MINNESOTA	.167	93	234	19	39	9	1	2	23	6	1	2	11	42	0	0	.210	.239	5
2012	Rochester	.279	15	43	6	12	3	0	1	5	1	1	0	3	9	0	0	.319	.419	1
	MINNESOTA	.198	42	111	7	22	6	0	1	5	0	0	2	9	26	0	0	.270	.279	1
2013	Rochester	.218	27	87	8	19	2	0	2	10	1	2	2	2	15	0	0	.247	.310	2
	MINNESOTA	.000	2	3	0	0	0	0	0	0	0	0	0	0	1	0	0	.000	.000	0
	Albuquerque	.135	16	52	3	7	3	1	0	3	1	0	0	4	14	0	0	.196	.231	0
	LOS ANGELES (NL)	.143	4	7	0	1	0	0	0	0	0	0	0	0	4	0	0	.143	.143	0
2014	LOS ANGELES (NL)	.188	61	170	16	32	6	1	3	14	1	2	2	17	41	0	0	.267	.288	1
2015	LOS ANGELES (AL)	.190	10	21	3	4	0	0	0	0	0	0	0	2	0	1	1	.190	.190	1
	KANSAS CITY	.198	45	86	6	17	3	0	1	5	5	0	2	6	24	0	0	.266	.267	3
2016	KANSAS CITY	.285	56	123	18	35	10	1	4	16	2	0	0	8	36	0	0	.328	.480	6
2017	KANSAS CITY	.227	75	163	18	37	4	1	3	14	1	0	1	12	41	0	0	.284	.319	2
Minor League Totals		.214	502	1601	148	342	83	5	24	172	23	22	22	161	302	2	3	.291	.317	48
Major League Totals		.203	436	1060	99	215	44	5	16	90	18	5	13	67	242	0	1	.258	.299	24

CAREER TRANSACTIONS

- 2005 Selected by the New York Mets in the fifth round of the First-Year Player Draft...signed by John Bunnell
- 2007 Acquired by the Minnesota Twins, with OF Dustin Martin, in exchange for INF Luis Castillo, July 30
- 2013 Acquired by the Los Angeles Dodgers in exchange for a Player to be Named (LHP Miguel Sulbaran), July 31
- 2014 Acquired by the Los Angeles Angels in exchange for a Player to be Named (OF Matt Long), Dec. 9
- 2015 Acquired by the Kansas City Royals in exchange for INF Ryan Jackson, May 7
- 2016 Signed by the Kansas City Royals as a Major League free agent, Nov. 18



DREW BUTERA (CONT.)

CAREER PITCHING

YEAR	CLUB	W-L	ERA	G	GS	CG	SHO	SV	IP	H	R	ER	HR	HB	BB	SO	WP	BK	AVG
2012	MINNESOTA	0-0	0.00	1	0	0	0	0	1.0	0	0	0	0	0	1	1	1	0	.000
2014	LOS ANGELES (NL)	0-0	10.80	2	0	0	0	0	1.2	2	2	2	1	0	0	2	0	0	.286
2016	KANSAS CITY	0-0	0.00	2	0	0	0	0	1.1	1	0	0	0	0	0	1	0	0	.200
Major League Totals		0-0	4.50	5	0	0	0	0	4.0	3	2	2	1	0	1	4	1	0	.200

POSTSEASON BATTING

YEAR	SERIES	vs. OPP	AVG	G	AB	R	H	2B	3B	HR	RBI	SH	SF	HP	BB	SO	SB	CS	E
2015	ALDS	vs. HOU	-	1	0	0	0	0	0	0	0	0	0	0	1	0	0	0	0
	ALCS	vs. TOR	.000	1	1	0	0	0	0	0	0	0	0	0	0	0	0	0	0
	WS	vs. NYM	-	1	0	0	0	0	0	0	0	0	0	0	0	0	0	0	0
Postseason Totals			.000	3	1	0	0	0	0	0	0	0	0	0	1	0	0	0	0

HOME RUN INFORMATION

PINCH-HIT (1)
 June 19, 2010 @ PHI (Durbin)

WALK-OFF RBI (1)

June 19, 2011 vs. San Diego
 (single off Qualls, 9th)

CAREER FIELDING

Position	Pct.	G	TC	PO	A	E	DP
Pitcher	-	5	0	0	0	0	0
Catcher	.991	416	2480	2297	160	23	14
First Base	.983	17	58	52	5	1	2

SINGLE GAME BESTS

HITS	4	Aug. 13, 2017 at CWS	RUNS	3	May 14, 2017 vs. BAL
DOUBLES	2 (3x)	Last: July 20, 2016 vs. CLE	HITTING STREAKS	7	May 29-June 10, 2011
RBI	3 (4x)	Last: May 6, 2014 at WAS			

POSITION PLAYERS TO PITCH FOR THE ROYALS

Date	Opponent	Pitcher	IP	H	R	ER	BB	SO
Aug. 20, 1979	New York Yankees	Jerry Terrell	1.0	0	0	0	0	0
May 14, 1980	at New York Yankees	Jerry Terrell	1.0	1	0	0	1	0
Sept. 1, 1983	at Chicago White Sox	Joe Simpson	1.0	1	1	1	2	0
Sept. 5, 1983	Seattle	Joe Simpson	2.0	3	0	0	0	1
July 3, 1984	at Cleveland	Leon Roberts	1.0	4	3	3	1	1
June 24, 1991	California	Bill Pecota	2.0	4	1	1	0	0
April 12, 1994	Boston	David Howard	2.0	2	1	1	5	0
July 17, 1998	at Seattle	Shane Halter	1.0	1	0	0	0	0
July 21, 2008	Detroit	Tony Pena, Jr.	1.0	0	0	0	0	1
July 26, 2011	at Boston	Mitch Maier	1.0	1	0	0	0	0
April 15, 2012	Cleveland	Mitch Maier	1.0	1	0	0	0	0
June 25, 2016	Houston	Drew Butera	1.0	1	0	0	0	1
July 26, 2016	Los Angeles Angels	Drew Butera	0.1	0	0	0	0	0

KANSAS CITY LARGEST COME-FROM-BEHIND WINS

Deficit	Date	Opponent	Situation	Inning	Final
9 runs	June 15, 1979	at Milwaukee	Down 11-2	4th	14-11
7 runs	September 6, 1978	at Oakland	Down 7-0	4th	11-8 (12 inn)
7 runs	June 7, 1984	Seattle	Down 7-0	3rd	9-8
7 runs	July 17, 1991	Baltimore	Down 7-0	4th	9-8 (15 inn)
7 runs	July 16, 1999	at Milwaukee	Down 7-0	2nd	12-10
7 runs	June 26, 1999	Cleveland	Down 7-0	3rd	11-7
7 runs	June 8, 2006	Texas	Down 11-4	3rd	16-12
7 runs	June 22, 2008	San Francisco	Down 10-3	5th	11-10



#19 CHESLOR CUTHBERT

INFIELDER

BATS RIGHT	THROWS RIGHT	HEIGHT 6-1	WEIGHT 210
---------------	-----------------	---------------	---------------

BORN: NOV. 16, 1992 | 25

SIGNED: **NON-DRAFTED FREE AGENT** | JULY 2, 2009

RESIDES: **CORN ISLAND, NICARAGUA**

MAJOR LEAGUE SERVICE: **2 YEARS, 30 DAYS**

2017 SEASON

- ✦ Made the Opening Day roster for the first time, but hit .119 (5-for-42) through May 10.
- ✦ Homered in his second start of the season on April 8 at Houston vs. Dallas Keuchel...also had a three-RBI game vs. Houston on June 7, collecting an RBI double and a two-run single.
- ✦ Missed six weeks from June 28-Aug. 8 with a left wrist sprain...hit .271/.353/.559 (16-for-59) with eight extra-base hits and nine RBI in 15 rehab games at Omaha.
- ✦ In his first game off the disabled list—his first start in six weeks—he went 2-for-4 with a bases-clearing double on Aug. 8 vs. St. Louis.
- ✦ Hit .294 (15-for-51) in 25 games (13 starts) after returning from the DL Aug. 8, including .304 (7-for-23) in September.
- ✦ Hit .277 (28-for-101) with Kansas City following his 5-for-42 start, including a .296 average (16-for-54) at home.
- ✦ Matched a season high with three RBI on Aug. 20 vs. Cleveland, including a solo HR off Danny Salazar.
- ✦ Went 4-for-6 (.667) with the bases loaded with nine RBI...only two players in the Majors had fewer than six plate appearances and more than nine RBI with the bases loaded: Brandon Belt and Max Moroff.
- ✦ Made 18 of his 36 starts vs. left-handed starting pitchers...started 2-for-19 (.105) vs. southpaws, but hit .281 (9-for-32) after that.
- ✦ Started at third base (29), second base (1) and first base (2).

HONORS AND AWARDS

- ✦ **First MLB hit:** July 7, 2015 vs. Tampa Bay (Gm 1), single off Matt Moore
- ✦ **First MLB home run:** Sept. 2, 2015 vs. Detroit, two-run shot off Guido Knudson
- ✦ 2015 SiriusXM All-Star Futures Game selection (World Team)
- ✦ 2015 Pacific Coast League midseason All-Star
- ✦ 2014 Texas League midseason All-Star

CAREER HIGHLIGHTS

- ✦ **2016:** Had two stints with the Royals, first joining them on May 7, before returning to Omaha (AAA) on May 20...was recalled three days later after Mike Moustakas suffered a season-ending ACL injury.
- ✦ In 24 games with Omaha, he hit .333/.402/.624 (31-for-93) with seven home runs and 28 RBI, which led all Triple-A players prior to his first recall.
- ✦ Had a hit in each of his first seven games with Kansas City.
- ✦ Won the American League rookie batting title with a .274 average (130-for-475) to edge Texas' Nomar Mazara (.266), becoming the first Royal to win the AL rookie batting title since Eric Hosmer (.293) in 2011.
- ✦ Also led AL rookies in doubles (28), tied for the lead in multi-hit games (33), was second in hits (130) and fourth in RBI (46).
- ✦ Made 123 starts – all at third base – fourth most by a Royals rookie third baseman, trailing Kevin Seitzer (139 in 1987), Alex Gordon (129 in 2007) and George Brett (128 in 1974).
- ✦ His 12 home runs were third most by a Royals rookie third baseman, trailing Kevin Seitzer (14 in 1987) and Alex Gordon (14 in 2007).
- ✦ Went 3-for-4 with two homers on June 11 at the White Sox, becoming the first Royals rookie with a multi-home run game since Eric Hosmer on Aug. 31, 2011.
- ✦ Recorded his first walk-off RBI (single) in the 13th inning of a 2-1 win over Detroit on June 19.
- ✦ Earned July Player of the Month honors, batting .340/.373/.489 (32-for-94) with 10 extra-base hits and 13 RBI...average ranked 10th in the AL for the month.
- ✦ Had a career-high 12-game hitting streak from July 7-23, batting .419/.449/.628 (18-for-43) to mark the longest hitting streak by a Royals rookie since Mike Moustakas' 15-game streak in 2011.
- ✦ **2015:** Opened the year with Omaha (AAA) and made his Major League debut on July 7 in a day-night doubleheader with Tampa Bay...appeared in 19 games for the Royals, batting .217 with a homer and eight RBI.
- ✦ Hit safely in his first five games as a Royal (July 7-26)...capped his streak with a two-run double off Houston's Dallas Keuchel on July 26 at Kauffman Stadium.
- ✦ Connected for his first home run on Sept. 2, a two-run shot off Detroit's Guido Knudson...added a two-run single in the second inning for a season high four RBI.
- ✦ Played in the SiriusXM All-Star Futures Game in Cincinnati for the World Team...also tabbed a Pacific Coast League All Star.
- ✦ Batted .330 (37-for-112) with eight doubles, a triple, three homers and 18 RBI in his final 28 games with the Storm Chasers.
- ✦ **Minors:** Ranked as the No. 10 prospect in the organization by *Baseball America* heading into the 2014 season.
- ✦ Spent most of 2014 with Northwest Arkansas (AA), before being promoted to Omaha for the final 25 games of the year.
- ✦ Hit .270 (10-for-37) with two homers and six RBI during the 2014 postseason, helping the Storm Chasers capture their third Pacific Coast League title and the Triple-A National Championship.



CHESLOR CUTHBERT (CONT.)

- 👑 Hit a solo homer vs. Pawtucket in the Triple-A National Championship, helping Omaha to a 4-2 victory.
- 👑 Named a Texas League All-Star in 2014 and he was also named the league's Player of the Week on June 23.
- 👑 Split the 2013 season between Wilmington (A) and Northwest Arkansas...ranked fifth in the Carolina League in doubles (21), before being promoted on June 12.

- 👑 Named the Royals prospect with the "Best Infield Arm" entering 2012 and 2013, according to *Baseball America*... also tabbed the Texas League's 20th-best prospect prior to 2013.
- 👑 Rated as the Midwest League's 11th best prospect entering 2011, according to *Baseball America*...also tabbed the seventh best prospect in the Arizona League entering the 2010 season.

MISCELLANEOUS NOTES

- 👑 Full name is **Cheslor Jesly Cuthbert**...resides on Corn Island, Nicaragua during the offseason, with children, Cheslor, Jr. and Kelsie.
- 👑 Played for his home country, Nicaragua, in the 2012 World

Baseball Classic Qualifier.

- 👑 One of 14 Nicaraguan-born players to reach the Major Leagues.

CAREER BATTING

YEAR	CLUB	AVG	G	AB	R	H	2B	3B	HR	RBI	SAC	SF	HP	BB	SO	SB	CS	OBP	SLG	E
2010	Surprise	.265	18	68	14	18	3	2	1	5	0	0	2	6	19	1	1	.342	.412	6
	Idaho Falls	.233	14	60	10	14	4	1	2	10	0	0	1	3	16	1	0	.281	.433	1
2011	Kane County	.267	81	300	33	80	13	1	8	51	0	4	2	36	65	2	0	.345	.397	13
2012	Wilmington	.240	124	475	47	114	18	0	7	59	0	3	2	37	80	6	3	.296	.322	20
2013	Wilmington	.280	60	225	32	63	21	2	2	31	0	2	0	27	37	1	2	.354	.418	11
	Northwest Arkansas	.215	64	237	25	51	16	0	6	28	2	3	2	20	51	5	2	.279	.354	14
2014	Northwest Arkansas	.276	96	355	35	98	19	1	10	48	0	3	1	36	67	9	3	.342	.420	24
	Omaha	.264	25	91	12	24	5	0	2	16	0	0	0	9	12	1	1	.330	.385	2
2015	Omaha	.277	104	397	55	110	22	1	11	51	1	2	1	37	60	5	2	.339	.421	7
	KANSAS CITY	.217	19	46	6	10	2	1	1	8	0	0	0	4	9	0	0	.280	.370	1
2016	Omaha	.333	24	93	15	31	4	1	7	28	0	2	1	11	14	0	1	.402	.624	7
	KANSAS CITY	.274	128	475	49	130	28	1	12	46	1	2	0	32	96	2	0	.318	.413	16
2017	KANSAS CITY	.231	58	143	10	33	7	0	2	18	0	1	0	9	39	0	0	.275	.322	6
	Omaha@	.271	15	59	10	16	3	1	4	9	0	1	1	7	11	0	0	.353	.559	1
	Minor League Totals	.262	625	2360	288	619	128	10	60	336	3	20	13	229	432	31	15	.328	.401	106
	Major League Totals	.261	205	664	65	173	37	2	15	72	1	3	0	45	144	2	0	.306	.390	23

@-Minor League injury rehab

CAREER TRANSACTIONS

- 2009 Signed by the Kansas City Royals as a non-drafted free agent, July 2...signed by Juan Lopez and Orlando Estevez
- 2017 Placed on the 10-day disabled list (left wrist sprain), June 28...reinstated Aug. 8

HOME RUN INFORMATION

MULTI-HOMER GAMES (1)

June 11, 2016 @ CWS (2)

WALK-OFF RBI (1)

- 👑 June 19, 2016 vs. Detroit (single off Ryan, 13th)

CAREER FIELDING

Position	Pct.	G	TC	PO	A	E	DP
First Base	.952	7	21	19	1	1	2
Second Base	1.000	4	6	5	1	0	1
Third Base	.950	188	439	105	312	22	24

SINGLE GAME BESTS

HITS

3 (6x) Last: Aug. 18, 2016 vs. MIN

DOUBLES

2 Aug. 25, 2016 @ MIA

RBI

4 Sept. 2, 2015 vs. DET

RUNS

3 Aug. 13, 2017 at CWS

HITTING STREAKS

12 July 7-23, 2016

ROYALS' CLINCHING DATES

YEAR	GAME	DATE	DETAILS
1976	160	Oct. 1	KC lost to Minnesota, 4-3, while Oakland lost to California, 2-0
1977	151	Sept. 23	KC defeated California, 7-3, at Anaheim (Leonard over Simpson)
1978	158	Sept. 26	KC defeated Seattle, 4-1, at Royals Stadium (Gura over Abbott)
1980	145	Sept. 17	KC defeated California, 5-0, at Royals Stadium (Leonard over Botting)
1984	160	Sept. 28	KC defeated Oakland, 6-5, at Oakland (Leibrandt over Burris)
1985	161	Oct. 5	KC defeated Oakland, 5-4, at Royals Stadium (Quisenberry over Howell)
2014	160	Sept. 26	KC defeated Chicago White Sox, 3-1 at Chicago (Guthrie over Noesi)
2015	154	Sept. 24	KC defeated Seattle, 10-4 at Kauffman Stadium (Cueto over Kensing)



#17 HUNTER DOZIER

INF I E L D E R / O U T F I E L D E R

BATS
RIGHT

THROWS
RIGHT

HEIGHT
6-4

WEIGHT
220

BORN: AUG. 22, 1991 | 26

DRAFTED: FIRST ROUND (8TH) | 2013

RESIDES: ARGYLE, TEXAS

MAJOR LEAGUE SERVICE: 92 DAYS

2017 SEASON

- ✎ Limited to a career-low 33 games due to a strained left oblique and a left hand injury.
- ✎ Started the season on the 60-day DL with a strained left oblique...made three rehab appearances in Wilmington (A) and two in Omaha (AAA) before being reinstated on June 1.
- ✎ Placed on the 7-day DL on June 9 with a left hand injury...returned on Aug. 2 for a six-game rehab stint with Northwest Arkansas (AA), before being reinstated with

Omaha on Aug. 15.

- ✎ All four of his home runs came in 17 games following his second DL stint, including a two-homer game on Aug. 19 at Round Rock.
- ✎ Played in 19 games with Naranjeros de Hermosillo of the Mexican Winter League and hit .211 (16-for-76) with four homers and 12 RBI.

HONORS AND AWARDS

- ✎ **First MLB hit:** Sept. 15, 2016 vs. Oakland, double off Dillon Overton
- ✎ 2016 George Brett Minor League Hitter of the Year
- ✎ 2016 Omaha Player of the Year

- ✎ 2014 Arizona Fall League All-Prospect Team (3B)
- ✎ 2014 Wilmington Player of the Year
- ✎ 2013 Pioneer League Top Prospect, *Baseball America*

CAREER HIGHLIGHTS

- ✎ **2016:** Hit .296/.366/.533 between Omaha (AAA) and Northwest Arkansas (AA), setting career highs in runs (79), hits (144), doubles (44), homers (23) and RBI (75).
- ✎ Selected from Omaha on Sept. 2 and made his Major League debut on Sept. 12...recorded his first hit on Sept. 15 and first RBI – a go-ahead single – in a 3-2 win over Chicago – Sept. 17.
- ✎ Played in eight games with Kansas City and made five starts, all in right field.
- ✎ Named Omaha Player of the Year, batting .294/.357/.506 (115-for-391) with 15 homers and 54 RBI in 103 games... finished second in the PCL with 36 doubles despite not making his debut until May 7.
- ✎ Recorded three multi-home run games, including two with Omaha on May 19 and July 25.
- ✎ Batted .305/.400/.642 (29-for-95) with eight home runs and 21 RBI in 26 games with the Naturals before his promotion to Triple-A.
- ✎ **Minors:** Entered 2015 rated as the No. 5 prospect in the Royals' minor league system by *Baseball America*.

- ✎ Spent the entire year with Northwest Arkansas (AA), playing in 128 games...tied for ninth in the Texas League in games played, 10th in runs scored and tied for 11th in doubles.
- ✎ Tabbed Wilmington Player of the Year in 2014, leading the club in on-base (.397) and slugging (.429).
- ✎ Rated by *Baseball America* as the seventh-best prospect in the Royals' organization before the 2014 season...also named "Best Hitter for Average" and hitter with the "Best Strike-Zone Discipline."
- ✎ Played for the Peoria Javelinas in the Arizona Fall League in 2014...hit .256 (22-for-86) with six doubles, a homer and a .390 on-base percentage...named to the AFL's All-Prospect Team.
- ✎ Rated as the Pioneer League's top prospect by *Baseball America* in 2013.
- ✎ Led the Pioneer League in doubles...also finished fifth in walks and on-base percentage (.403), sixth in OPS (.912) and ninth in slugging (.509).

MISCELLANEOUS NOTES

- ✎ Full name is **Hunter William Dozier**...resides in Argyle, Texas, with wife, Amanda and son, Bodhi.
- ✎ Graduated from Denton (Texas) High School...lettered in both baseball and football...missed his senior season on the gridiron due to a collarbone injury.
- ✎ Attended Stephen F. Austin University...left as the school's career leader in hits and doubles...named Southland Conference Player of the Year in 2013 and a finalist for the Brooks Wallace Award (best shortstop in college baseball).

CAREER TRANSACTIONS

- 2013 Selected by the Kansas City Royals in the first round (eighth overall) of the First-Year Player Draft...signed by Mitch Thompson
- 2017 Placed on the 60-day disabled list (left oblique strain), April 2...reinstated June 1



HUNTER DOZIER (CONT.)

CAREER BATTING

YEAR	CLUB	AVG	G	AB	R	H	2B	3B	HR	RBI	SAC	SF	HP	BB	SO	SB	CS	OBP	SLG	E
2013	Idaho Falls	.303	54	218	43	66	24	0	7	43	0	2	3	35	32	3	1	.403	.509	10
	Lexington	.327	15	55	6	18	6	0	0	9	0	0	1	3	5	0	0	.373	.436	1
2014	Wilmington	.295	66	224	36	66	18	0	4	39	0	3	5	35	56	7	3	.397	.429	7
	Northwest Arkansas	.209	64	234	33	49	12	0	4	21	0	1	1	31	70	3	2	.303	.312	12
2015	Northwest Arkansas	.213	128	475	65	101	27	1	12	53	0	2	1	45	151	6	2	.281	.349	22
2016	Northwest Arkansas	.305	26	95	14	29	8	0	8	21	0	0	1	14	23	4	0	.400	.642	1
	Omaha	.294	103	391	65	115	36	1	15	54	0	3	0	40	100	3	1	.357	.506	10
	KANSAS CITY	.211	8	19	4	4	1	0	0	1	0	0	0	2	8	0	0	.286	.263	0
2017	Wilmington@	.364	3	11	1	4	1	0	0	1	0	0	1	5	0	0	.462	.455	0	
	Northwest Arkansas@	.250	6	16	4	4	1	0	0	0	0	0	0	4	8	0	0	.400	.313	1
	Omaha	.226	24	84	11	19	6	1	4	12	0	1	2	9	37	1	1	.313	.464	0
Minor League Totals		.261	489	1803	278	471	139	3	54	253	0	12	15	217	487	27	10	.343	.432	64
Major League Totals		.211	8	19	4	4	1	0	0	1	0	0	0	2	8	0	0	.286	.263	0

@-Minor League injury rehab

CAREER FIELDING

Position	Pct.	G	TC	PO	A	E	DP
Outfield	1.000	7	13	13	0	0	0

ROYALS JUNE DRAFT FIRST-ROUND SELECTIONS

Year	Player	Pick	Year	Player	Pick
1968	No Selection		1996	Dermal Brown (OF)	14
1969	John Simmons* (P)	23	1997	Dan Reichert (P)	7
1970	Rex Goodson (C)	8	1998	Jeff Austin (P)	4
1971	Roy Branch (P)	5		Matt Burch (P)	30
1972	Jamie Quirk (INF)	18	1999	Kyle Snyder (P)	7
1973	Lew Olsen (P)	9		Mike MacDougal (P)	25
1974	Willie Wilson (OF)	18	2000	Mike Stodolka (P)	4
1975	Clint Hurdle (OF)	9	2001	Colt Griffin (P)	9
1976	Ben Grzybek (P)	18	2002	Zack Greinke (P)	6
1977	Michael Jones (P)	21	2003	Chris Lubanski (OF)	5
1978	Buddy Biancalana (INF)	25		Mitch Maier (C)	30
1979	Atlee Hammaker (P)	21	2004	Billy Butler (3B)	14
1980	Frank Wills (P)	16		Matthew Campbell (P)	29
1981	David Leeper (OF)	23	2005	Alex Gordon (3B)	2
1982	John Morris (OF)	10	2006	Luke Hochevar (RHP)	1
1983	Gary Thurman (OF)	21	2007	Mike Moustakas (SS)	2
1984	Scott Bankhead (P)	16	2008	Eric Hosmer (1B)	3
1985	Brian McRae (INF)	17	2009	Aaron Crow (RHP)	12
1986	Anthony Clements (INF)	24	2010	Christian Colon (SS)	4
1987	Kevin Appier (P)	9	2011	Bubba Starling (OF)	5
1988	Hugh Walker (OF)	18	2012	Kyle Zimmer (RHP)	5
1989	Brent Mayne (C)	13	2013	Hunter Dozier (SS)	8
1990	No Selection		2014	Brandon Finnegan (LHP)	17
1991	Joe Vitiello (OF)	7		Foster Griffin (LHP)	28
1992	Michael Tucker (INF)	10	2015	Ashe Russell (RHP)	21
1992	Jim Pittsley (P)	17	2016	No Selection	
1993	Jeff Granger (P)	5	2017	Nick Pratto (1B)	14
1994	Matt Smith (1B/P)	16			
1995	Juan LeBron (OF)	19			

* - Did not sign



#21 LUCAS DUDA

INFIELDER

BATS
LEFT

THROWS
RIGHT

HEIGHT
6-4

WEIGHT
255

BORN: FEB. 3, 1986 | 32

SIGNED: MAJOR LEAGUE FREE AGENT | FEB. 28, 2018

RESIDES: RIVERSIDE, CALIF.

MAJOR LEAGUE SERVICE: 6 YEARS, 137 DAYS

2017 SEASON

- ✪ Split the season between the New York Mets and Tampa Bay, being traded to the Rays on July 27 in exchange for RHP Drew Smith.
- ✪ Hit 30 home runs (17 with New York, 13 with Tampa Bay) combined between the two stops to match his previous career best (2014)...25 of his 30 dingers came against right-handed pitching.
- ✪ Collected 58 extra-base hits (28 doubles, 30 homers), accounting for 63.0 percent of his total hits, which ranked second in the Majors behind only Joey Gallo (65.9 percent).
- ✪ At the time of the trade, led the Mets in doubles (21) and ranked second in slugging (.532) and third in homers (17), walks (37) and OBP (.347).
- ✪ Slugged .525 (21 doubles, 25 homers) vs. righties.
- ✪ Homered in each of his first two games with the Rays (July 28-29) at Yankee Stadium...became the second Rays player to homer in each of his first two games with the team, joining Elijah Dukes in 2007.
- ✪ Batted .286/.414/.664 (34-for-119) with two outs...that included 12 doubles, 11 homers and 29 RBI.
- ✪ Homered nine times in a stretch of 21 games (19 starts), between Aug. 15 and Sept. 10...however, he was just 4-for-his-last-40 (.100), from Sept. 15 on.
- ✪ Matched a career high with four hits on April 11 at Philadelphia, going 4-for-6 with a double and two homers... it also marked the seventh time he's recorded three extra-base hits in a game, while he did it an eighth time later in the year, June 23 at San Francisco (2 doubles, 1 homer).

HONORS AND AWARDS

- ✪ **First MLB home run:** Sept. 17, 2010 vs. Atlanta, solo shot off Tommy Hanson
- ✪ **First MLB hit:** Sept. 3, 2010 at Chicago Cubs, double off Randy Wells
- ✪ 2011 *Baseball America* MLB All-Rookie Team
- ✪ 2010 Sterling Organizational Player of the Year (top Mets' minor league player)
- ✪ 2010 MiLB.com Organization All-Star

CAREER HIGHLIGHTS

- ✪ Spent his first seven-plus big league campaigns with the New York Mets...ranks seventh in club history in home runs (125), while his 71 roundtrippers at Citi Field are the most in the nine-year history of the park.
- ✪ Among Major League first basemen that have played at least 400 games at the position since 2013, his .995 career fielding percentage ranks eighth-highest...he's committed just 17 errors in 3,653 chances in that span.
- ✪ **2016:** Limited to just 47 games due to a lengthy stay on the disabled list...placed on the 15-day DL on May 23 with a stress fracture in his lower back and transferred to the 60-day DL on Aug. 12...activated on Sept. 17.
- ✪ Homered in three consecutive games, April 18-20, at Philadelphia...marked the second time in his career that he's homered in three-straight contests, also doing it Sept. 25-29, 2015.
- ✪ Recorded his only multi-homer game of the season on May 4 vs. Atlanta, hitting a pair of dingers off Jhoulys Chacin.
- ✪ **2015:** Set a career high with 33 doubles and recorded seven multi-homer affairs, which tied for second-most in the Majors behind only Chris Davis' eight.
- ✪ Tied for 10th in the NL with 27 roundtrippers, while his 57 dingers between 2014-15 were fifth-most in the Senior Circuit, trailing only Todd Frazier and Giancarlo Stanton (64, each), Anthony Rizzo (63) and Nolan Arenado (60).
- ✪ Named National League co-Player of the Week on Aug. 2, sharing the honor with teammate Noah Syndergaard...batted .474 (9-for-19) with seven homers and 10 RBI, from July 28-Aug. 2.
- ✪ Clubbed his first grand slam, Sept. 26 at Cincinnati off former Royals' farmhand, John Lamb...also hit a pair of three-run homers the day before at the Great American Ballpark.
- ✪ Connected for three home runs in the July 29 game vs. San Diego, becoming the 11th player in franchise history to do that...one of 11 players in MLB to homer three times in a game during the 2015 season.
- ✪ **2014:** Finished third in the NL with a career high 30 home runs, while his 92 RBI also set a career best and ranked fifth in the Senior Circuit.
- ✪ Blasted his 30th home run in his final at-bat of the season, a two-run shot off Houston's Michael Foltynewicz.
- ✪ Recorded his first career walk-off homer, a two-run shot off Houston's Tony Sipp on Sept. 27, in a 2-1 triumph.
- ✪ **2013:** Made his third-straight Opening Day roster, but missed over a month of action (June 22-Aug. 7) due to a strained left intercostal.
- ✪ Collected his second walk-off RBI, a ninth-inning single off Mariano Rivera in a 2-1 triumph...became the fourth Mets player with a walk-off hit against the Yankees.
- ✪ **2012:** Played in a then-career high 121 games, which included 77 starts in right field, 23 starts in left and four at first base...also spent a month (July 24-Aug. 26) at Buffalo (AAA).
- ✪ **2011:** Made his first Opening Day roster, but had two stints with Buffalo (AAA).
- ✪ Led NL rookies in on-base percentage (.370) and slugging (.482), while he was second in batting average (.292) and fourth in homers (10).



LUCAS DUDA (CONT.)

- ☛ Became the seventh Mets rookie to collect four hits and four RBI in a game, doing it on June 25 at Texas.
- ☛ Hit his first career pinch-hit home run on July 23 at Florida, a solo shot off Juan Carlos Oviedo.
- ☛ **2010:** Named Sterling Organizational Player of the Year (top Mets minor league player), batting .304/.398/.569

- (129-for-425) with 23 homers and 87 RBI combined between Binghamton (AA) and Buffalo (AAA).
- ☛ Made his Major League debut on Sept. 1 at Atlanta, after having his contract selected earlier in the day.
- ☛ Collected his first MLB hit, an RBI double off Randy Wells, on Sept. 3 at Wrigley Field.

POSTSEASON HIGHLIGHTS

- ☛ **2015:** Became the first player in seven seasons (2008), to record multi-hit contests in his first two World Series games, Games 1-2 at Kauffman Stadium.
- ☛ Collected six RBI in the NLCS vs. the Chicago Cubs, including five in the clinching Game 4 at Wrigley Field...his five RBI in the game tied a club postseason record.

MISCELLANEOUS NOTES

- ☛ Full name is **Lucas Christopher Duda**...resides in Riverside, Calif. during the offseason.
- ☛ Graduated from Arlington High School in Riverside, Calif., in 2004...named California Interscholarstic Federation Division I Player of the Year as a senior, batting .493 with nine homers and 33 RBI.
- ☛ A member of the 2004 CIF Division I Championship team... earned the save at Dodger Stadium in the championship final.
- ☛ Played three years at the University of Southern California...hit seven home runs and drove in 34 during his junior campaign.
- ☛ Played for the MLB All-Star team that toured Japan following the 2014 season...teammates with current Royals, Salvador Perez and Alcides Escobar.

CAREER BATTING

YEAR	CLUB	AVG	G	AB	R	H	2B	3B	HR	RBI	SAC	SF	HP	BB	SO	SB	CS	OBP	SLG	E
2007	Brooklyn	.299	67	234	32	70	20	3	4	32	0	1	5	34	45	3	5	.398	.462	6
2008	St. Lucie	.263	133	483	58	127	26	3	11	66	0	3	7	66	129	2	7	.358	.398	8
2009	Binghamton	.281	110	395	49	111	29	1	9	53	1	5	5	61	91	2	2	.380	.428	4
2010	Binghamton	.286	45	161	30	46	17	0	6	34	0	1	6	29	27	1	0	.411	.503	2
	Buffalo	.314	70	264	44	83	23	2	17	53	0	1	2	31	57	0	0	.389	.610	3
	NEW YORK (NL)	.202	29	84	11	17	6	0	4	13	0	1	1	6	22	0	0	.261	.417	0
2011	NEW YORK (NL)	.292	100	301	38	88	21	3	10	50	1	5	7	33	57	1	0	.370	.482	3
	Buffalo	.302	38	129	22	39	8	0	10	24	0	2	3	23	27	0	0	.414	.597	1
2012	NEW YORK (NL)	.239	121	401	43	96	15	0	15	57	0	3	4	51	120	1	0	.329	.389	5
	Buffalo	.260	25	96	12	25	4	0	3	8	0	1	0	10	21	0	0	.327	.396	0
2013	NEW YORK (NL)	.223	100	318	42	71	16	0	15	33	0	2	9	55	102	0	3	.352	.415	2
	GCL Mets@	.000	4	13	1	0	0	0	0	1	0	0	0	3	8	0	0	.188	.000	0
	St. Lucie@	.250	7	28	4	7	2	0	1	5	0	0	0	2	7	0	0	.300	.429	0
	Las Vegas	.306	18	62	13	19	3	0	0	8	0	2	0	14	15	1	0	.423	.355	0
2014	NEW YORK (NL)	.253	153	514	74	130	27	0	30	92	0	4	9	69	135	3	2	.349	.481	7
2015	NEW YORK (NL)	.244	135	471	67	115	33	0	27	73	0	3	14	66	138	0	2	.352	.486	3
	Binghamton@	.500	2	6	0	3	0	0	0	1	0	0	0	1	1	0	0	.571	.500	0
2016	NEW YORK (NL)	.229	47	153	20	35	7	0	7	23	0	2	2	15	36	0	0	.302	.412	3
2017	NEW YORK (NL)	.246	75	252	30	62	21	0	17	37	0	0	2	37	73	0	0	.347	.532	2
	St. Lucie@	.250	5	16	5	4	0	0	2	3	0	0	0	3	6	0	0	.368	.625	1
	TAMPA BAY	.175	52	171	20	30	7	0	13	27	0	2	4	23	62	0	0	.285	.444	2
	Minor League Totals	.283	524	1887	270	534	132	9	63	288	1	16	28	277	434	9	14	.380	.463	24
	Major League Totals	.242	812	2665	345	644	153	3	138	405	1	22	52	355	745	5	7	.340	.457	27

@-Minor League injury rehab

CAREER TRANSACTIONS

- 2007 Selected by the New York Mets in the seventh round of the First-Year Player Draft...signed by Steve Leavitt
- 2013 Placed on the 15-day disabled list (left intercostal strain), June 23...reinstated Aug. 7
- 2015 Placed on the 15-day disabled list (lower back stiffness), Aug. 22...reinstated Sept. 6
- 2016 Placed on the 15-day disabled list (lower back stress fracture), May 21...transferred to 60-day DL, Aug. 12...reinstated Sept. 17
- 2017 Placed on the 10-day disabled list (hyperextended left elbow), April 21...reinstated May 12
- Acquired by the Tampa Bay Rays, in exchange for RHP Drew Smith, July 27
- 2018 Signed by the Kansas City Royals as a Major League free agent, Feb. 28

POSTSEASON BATTING

YEAR	SERIES	vs. OPP.	AVG	G	AB	R	H	2B	3B	HR	RBI	SH	SF	HP	BB	SO	SB	CS	E
2015	NLDS	vs. LAD	.111	5	18	1	2	0	0	0	0	0	0	0	2	11	0	0	0
	NLCS	vs. CHC	.400	4	10	1	4	2	0	1	6	1	0	0	1	2	0	0	0
	WS	vs. KC	.263	5	19	1	5	0	0	0	2	1	0	0	2	7	0	0	1
	Postseason Totals		.234	14	47	3	11	2	0	1	8	1	1	0	5	20	0	0	1



HOME RUN INFORMATION

MULTI-HOMER GAMES (16)

April 7, 2012 vs. ATL (2)
 May 30, 2012 vs. PHI (2)
 April 10, 2013 @ PHI (2)
 April 19, 2013 vs. WAS (2)
 April 4, 2014 vs. CIN (2)
 Aug. 24, 2014 @ LAD (2)
 May 21, 2015 vs. STL (2)
 May 27, 2015 vs. PHI (2)
 July 25, 2015 vs. LAD (2)
 July 29, 2015 vs. SD (3)
 Aug. 1, 2015 vs. WAS (2)
 Sept. 25, 2015 @ CIN (2)
 Sept. 29, 2015 @ PHI (2)
 May 4, 2016 vs. ATL (2)
 April 11, 2017 @ PHI (2)
 June 2, 2017 vs. PIT (2)

GRAND SLAMS (1)

Sept. 26, 2015 @ CIN (Lamb)

WALK-OFF (1)

Sept. 27, 2014 vs. HOU (Sipp)

PINCH-HIT (2)

July 23, 2011 @ FLA (Oviedo)
 June 25, 2014 vs. OAK (Mills)

CAREER FIELDING

Position	Pct.	G	TC	PO	A	E	DP
First Base	.995	496	4045	3760	265	20	340
Outfield	.981	234	377	362	8	7	2

SINGLE GAME BESTS

HITS

4 (5x) Last: April 11, 2017 @ PHI

DOUBLES

3 June 25, 2011 @ TEX
 2 (11x) Last: June 23, 2017 @ SF

RUNS

3 (6x) Last: Sept. 24, 2016 vs. PHI

RBI

6 Sept. 25, 2015 @ CIN
 5 Aug. 24, 2014 @ LAD

HITTING STREAKS

10 May 16-26, 2013

WALK-OFF RBI (4)

👑 Aug. 8, 2011 vs. SD,
 (single off Bell)
 🏆 May 28, 2013 vs. NYY,
 (single off Rivera)

👑 Sept. 27, 2014 vs. HOU,
 (two-run homer off Sipp)
 🏆 June 27, 2015 vs. CIN,
 (fielder's choice off Adcock)

ROYALS BIRTHDAYS

JANUARY

22 Ramón Torres (25)
 23 Humberto Artega (24)
 24 Whit Merrifield (29)

FEBRUARY

3 Terry Bradshaw (49)
 Lucas Duda (32)
 10 Alex Gordon (34)
 Tim Hill (28)

13 Ryan Goins (30)
 15 Meibrys Viloria (21)
 22 Kevin McCarthy (26)
 25 Jorge Soler (26)

MARCH

3 Mike Jirschele (59)
 13 Nicky Lopez (23)
 26 Trevor Oaks (25)
 27 Eric Stout (25)
 30 Mike Broadway (31)

APRIL

4 Miguel Almonte (25)
 10 Scott Blewett (22)
 12 Burch Smith (28)
 19 Brian Flynn (28)
 22 Andres Machado (25)

MAY

8 Wily Peralta (29)
 10 Salvador Perez (28)
 11 Glenn Sparkman (26)
 16 Heath Fillmyer (24)
 22 Sam Gaviglio (28)

JUNE

4 Jorge Bonifacio (25)
 6 Tyler Collins (28)
 8 Terrance Gore (27)
 11 Samir Dueñez (22)
 29 Frank Schwindel (26)
 30 Cody Asche (28)
 Mitch Maier (36)

JULY

2 Parker Morin (27)
 3 Brandon Maurer (28)
 7 Richard Lovelady (23)
 11 Blaine Boyer (37)
 26 Ryan O'Hearn (25)
 27 Nick Dini (25)
 Foster Griffin (23)
 Brad Keller (23)
 Adalberto Mondesi (23)
 30 Jesse Hahn (29)

AUGUST

1 Kevin Lenik (27)
 3 Bubba Starling (26)
 9 Drew Butera (35)
 19 Ned Yost (64)
 21 Chase Vallot (22)
 22 Hunter Dozier (27)
 30 Billy Burns (29)

SEPTEMBER

2 Jason Hammel (36)
 13 Kyle Zimmer (27)
 16 Jakob Junis (26)
 29 Donnie Dewees (25)

OCTOBER

14 Seth Maness (30)
 26 Eric Skoglund (26)

NOVEMBER

1 Paulo Orlando (33)
 9 Erick Mejia (24)
 16 Cheslor Cuthbert (26)
 19 Michael Saunders (32)
 23 Dale Sveum (55)
 24 Cal Eldred (51)
 25 Nate Karns (31)
 28 Pedro Grifol (48)

DECEMBER

6 Cam Gallagher (26)
 16 Alcides Escobar (32)
 Jack Lopez (26)
 18 Scott Barlow (26)
 19 Ian Kennedy (34)
 21 Danny Duffy (30)
 Josh Staumont (25)
 31 Kelvin Herrera (29)

(includes all players/coaches in spring camp)

* age indicated is what player will turn on that date in 2018



SAMIR DUEÑEZ



#67 SAMIR DUEÑEZ

INFIELDER

BATS
LEFT

THROWS
RIGHT

HEIGHT
6-1

WEIGHT
230

BORN: JUNE 11, 1996 | 21

SIGNED: NON-DRAFTED FREE AGENT | JULY 7, 2012

RESIDES: CATIA LA MAR, VENEZUELA

MAJOR LEAGUE SERVICE: 0 DAYS

2017 SEASON

- Spent the entire season at Northwest Arkansas (AA), where he hit .252 (132-for-523) with a career-high 17 home runs... ranked among Texas League leaders in at-bats (second), games (132, third) and RBI (75, third).
- Earned Texas League midseason All-Star honors and was the starting first baseman for the North.
- Set a new career high with five RBI in a 10-3 win vs. Tulsa on April 23.
- Had three four-hit games, including a 7-2 win on Aug. 2 vs. Arkansas in which he hit the game-tying home run and fell a triple shy of hitting for the cycle.
- Recorded his second career multi-home run game on Aug. 5 at Springfield.
- Hit .269/.321/.430 (111-for-412) vs. right-handed pitching, including 14 of his 17 homers.

HONORS AND AWARDS

- 2017 Texas League midseason All-Star
- 2016 Wilmington Player of the Year
- 2013 Surprise Player of the Year
- 2013 Arizona League postseason All-Star

CAREER HIGHLIGHTS

- In 2016, hit .284/.336/.438 (151-for-532) with career highs in home runs (13) and RBI (100) across three different levels, making stops at Lexington (A), Wilmington (A) and Northwest Arkansas (AA).
- Named 2016 Wilmington Player of the Year after hitting .300/.363/.479 (64-for-213) in 56 games with the Blue Rocks.
- Led Royals minor league players with 100 RBI, 14 more than the next closest, in 2016...also set a career high with 26 steals in 30 chances (86.7 percent).
- Had three four-hit games, including a multi-home run game on April 28, 2016 at Columbia (with Lexington).
- Spent the entire 2015 season at Lexington, making starts at first base, left field and designated hitter.
- Recorded a career-high five hits on Aug. 3, 2015 vs. Augusta.
- Rated as the No. 17 prospect in the Pioneer League, according to *Baseball America* in 2014.
- In 2013, .294/.337/.380 (55-for-187) in 47 games, earning Surprise Player of the Year honors...also named Arizona League postseason All-Star.

MISCELLANEOUS NOTES

- Full name is Samir Yarín Dueñez...resides in Catia La Mar, Venezuela...last name is pronounced: *dwen-yez*.

CAREER BATTING

YEAR	CLUB	AVG	G	AB	R	H	2B	3B	HR	RBI	SAC	SF	HP	BB	SO	SB	CS	OBP	SLG	E
2013	Surprise	.294	47	187	26	55	12	2	0	19	0	0	0	12	27	6	4	.337	.380	8
2014	Lexington	.232	41	142	12	33	9	2	0	9	0	0	0	7	19	2	1	.268	.324	5
	Idaho Falls	.304	39	135	16	41	7	1	1	27	2	2	0	10	20	4	2	.347	.393	5
2015	Lexington	.266	101	361	47	96	13	4	1	37	7	2	2	24	33	11	5	.314	.332	14
2016	Lexington	.272	68	265	30	72	15	3	6	49	0	3	2	15	40	14	2	.312	.419	7
	Wilmington	.300	56	213	30	64	13	2	7	42	1	0	2	19	34	10	2	.363	.479	6
	Northwest Arkansas	.278	14	54	4	15	5	0	0	9	0	0	0	5	12	2	0	.339	.370	0
2017	Northwest Arkansas	.252	132	523	65	132	23	2	17	75	0	3	3	37	116	10	3	.304	.402	10
Minor League Totals		.270	498	1880	230	508	97	16	32	267	10	10	9	129	301	59	19	.319	.390	55

CAREER TRANSACTIONS

- 2012 Signed by the Kansas City Royals as a non-drafted free agent, July 7...signed by Alberto Garcia, Richard Castro and Orlando Estevez



#41 DANNY DUFFY

LEFT-HANDED PITCHER

BATS
LEFT

THROWS
LEFT

HEIGHT
6-3

WEIGHT
205

BORN: DEC. 21, 1988 | 29

DRAFTED: THIRD ROUND | 2007

RESIDES: LOMPOC, CALIF.

MAJOR LEAGUE SERVICE: 6 YEARS, 85 DAYS

2017 SEASON

- 👑 Made 24 starts, going 9-10 with a 3.81 ERA (62 ER in 146.1 IP), with 41 walks and 130 strikeouts...had two stints on the disabled list, May 30-July 3 (strained right oblique) and Aug. 26-Sept. 16 (left elbow impingement).
- 👑 Made his first career Opening Day start, recording eight strikeouts over 6.0 innings of one-run ball in a no-decision at Minnesota...the eight strikeouts matched a club record for Opening Day, originally set by Wally Bunker in 1970.
- 👑 Went 2-0 with a 1.32 ERA (4 ER in 27.1 IP) through his first four starts, matching the third-longest steak in club history of at least 6.0 innings and two-or-fewer runs allowed to begin a season.
- 👑 Lost his next three outings from April 25-May 7, including a 1-0 setback to Cleveland in which he pitched 6.2 innings.
- 👑 Dropped a 6-0 decision to the White Sox on May 2, snapping his franchise-record streak of 16 straight home starts without a loss...it was his first setback at home since Sept. 5, 2015 (also vs. the White Sox).
- 👑 Won consecutive starts against the Yankees, May 18-23...threw 7.0 shutout innings with 10 strikeouts in a 5-1 win vs. New York on May 18, becoming the first since Dallas Keuchel in 2015 to record 7.0 shutout innings with 10 strikeouts vs. the Yankees...later in the year, both Yu Darvish (June 23) and Chris Sale (July 15) accomplished this feat.
- 👑 May 18 marked his second career start of 7.0 shutout innings and double-digit strikeouts (also, Aug. 1, 2016 at Tampa Bay)...Paul Splittorff is the only other KC lefty to do that (Sept. 16, 1973 at California).
- 👑 Surrendered a career-high tying three home runs on July 9 at the Dodgers and Aug. 6 vs. Seattle (Game 1)...allowed just seven HR in his other 22 starts overall.
- 👑 Allowed just 13 HR in 146.1 IP overall (0.80 HR/9), the seventh-best rate in the Majors (min. 20 starts).
- 👑 Struck out Tyler Saladino on Aug. 11 at the White Sox to mark the 634th of his career, surpassing Larry Gura for second most by a left-handed pitcher in Royals history...ended the season with 670 strikeouts, trailing only Paul Splittorff (1,057).
- 👑 Recorded a season-high 8.1 innings in a 1-0 loss vs. Texas on July 15, allowing the go-ahead run in the ninth on an RBI single by Shin-Soo Choo...became first Royal since Jose Lima in 2005 to lose despite allowing one run in at least 8.1 IP.
- 👑 The go-ahead single by Choo snapped a streak of 21 straight at bats vs. lefties in which Duffy had not allowed a hit.
- 👑 Named Royals Pitcher of the Month in July for the fourth time in his career, leading the Royals with three wins and 31 strikeouts...tied for third in the Majors with 39.1 innings and ranked sixth with a 7.75 strikeout-to-walk ratio (four walks)...recorded at least 7.0 innings in three of his six starts and held opponents to two-or-fewer runs four times.
- 👑 Recorded at least seven strikeouts in five consecutive starts from Aug. 6-Sept. 17, one shy of the franchise record set by Zack Greinke during his 2009 Cy Young Award winning season.
- 👑 Allowed two runs on one hit in back-to-back starts (Aug. 22 and Sept. 17) that were separated by a three-week DL stint...he won the first start on Aug. 22 vs. Colorado, but lost on Sept. 17 at Cleveland, becoming the fourth Royal to lose a start in which he allowed one hit in at least 5.0 innings...he's the first since at least 1913 to record consecutive starts of at least 5.0 innings, one hit or less and two runs or more...only four others during that time (105 years) have recorded two such starts in the same season.
- 👑 Held left-handed batters to a .167 average (17-for-102), eighth best in the American League (min. 100 lefties faced).
- 👑 Lefties hit just .091 (5-for-55) over his final 13 starts...he didn't issue a walk to the last 56 lefty batters he faced (last, Jason Kipnis on May 28).
- 👑 Went 2-0 with a 1.61 ERA (5 ER in 28.0 IP) in four starts vs. American League East opponents, the best record within the division in the Majors (min. four starts).
- 👑 Recorded 130 strikeouts, totalling a \$65,000 donation to Noah's Bandage Project...for every strikeout he recorded in 2017, Danny donated \$500 to the foundation that provides fun bandages to kids and raises money for pediatric cancer research.
- 👑 Won a gold medal with Team USA in the World Baseball Classic, going 2-0 with a 1.13 ERA (1 ER in 8.0 IP) in two starts, both of which were pool-clinching wins...held Canada to two hits with seven strikeouts over 4.0 scoreless innings in an 8-0 win to advance to the second round...allowed two runs (one earned) over 4.0 innings to knock out the defending WBC champs Dominican Republic to advance to the championship round in a 6-3 win.

HONORS AND AWARDS

- 👑 2017 World Baseball Classic Gold Medalist (USA)
- 👑 2016 Bruce Rice Royals Pitcher of the Year
- 👑 **First MLB save:** Sept. 20, 2015 at Detroit
- 👑 **First MLB win:** June 14, 2011 at Oakland
- 👑 2010 Pan Am Qualifying Tournament participant (USA)
- 👑 2009 XM All-Star Futures Game participant (US)
- 👑 2009 Carolina League midseason All-Star
- 👑 2008 Burlington Pitcher of the Year
- 👑 2007 Southern California First-Year Minor League Pitcher of the Year (PBSSC)



CAREER HIGHLIGHTS

- 2016: Set career highs in wins (12), starts (26), innings (179.2) and strikeouts (188) while leading Royals' starting pitchers in ERA (3.51).
- Went 12-3 overall (.800), matching Larry Gura (.800, 16-4) in 1978 for the best winning percentage in franchise history (min. 15 decisions).
- Set the Royals record for strikeouts by a left-handed pitcher (188), surpassing Bill Butler's 156 in 1969.
- Won 10 straight decisions from June 11-Aug. 21, the longest winning streak by a Royal since Jeremy Guthrie won 10 straight decisions (Aug. 8, 2012-May 9, 2013) and one shy of the franchise record held by Rich Gale (June 17-Aug. 23, 1980) and Paul Splittorff (Aug. 13, 1977-April 22, 1978).
- His 14-start unbeaten streak was tied for the third longest in Royals history, trailing Jeremy Guthrie's 18-start unbeaten streak from Aug. 8, 2012-May 9, 2013 and Paul Splittorff's 16-start unbeaten streak from Aug. 13, 1977-April 22, 1978.
- Went 7-0 at home, joining Steve Farr (1986) and Larry Gura (1977) as the only Royals to finish a season 7-0 at home... among all pitchers in 2016, only Andrew Miller (8-0) had more wins without a loss at home.
- Set a franchise record with 16 strikeouts on Aug. 1 at Tampa Bay, surpassing the previous record held by Zack Greinke (15 on Aug. 25, 2009 vs. Cleveland)... didn't allow a hit until the first batter of the eighth and finished with 8.0 scoreless innings... joined Randy Johnson as the only lefties since 1913 to record 16 strikeouts and allow one-or-fewer hit.
- Finished the season with 9.21 strikeouts-per-nine innings (188 K in 183.2 IP), the second best rate in Royals history, trailing Zack Greinke (9.50) in his 2009 Cy Young Award winning season.
- Held left-handed batters to a .183 average (20-for-109), fourth best in the AL (min. 100 lefties faced)... allowed only three extra-base hits to left handers, including one homer to Rounched Odor on July 22, which snapped a streak of 361 regular season at-bats without allowing a HR to a lefty, dating back to Aug. 27, 2011 (Jim Thome).
- Named Royals Pitcher of the Month in both June and July... went 3-1 with a 3.25 ERA (13 ER in 36.0 IP) and 45 strikeouts in June, and 3-0 with a 3.18 ERA (12 ER in 34.0 IP) over five starts in July.
- Recorded his first Major League hit and RBI on July 2 in Philadelphia, reaching on an infield single to the shortstop to score Cheslor Cuthbert.
- Tossed his first complete game on Aug. 11 vs. the White Sox, allowing seven hits and no walks on 98 pitches... it was first no-walk complete game by a Royal since Jason Vargas on Aug. 13, 2014.
- 2015: Spent a majority of the year in the Royals rotation,

- but was moved to the bullpen for the last two weeks of the regular season... posted a 7-8 record with a 4.08 ERA over 30 appearances (24 starts).
- Held left-handed hitters to a .239 batting average (26-for-109) with just six extra-base hits (five doubles, one triple) for a .303 slugging percentage... fellow lefties hit just .140 (7-for-50) against him over his final 17 appearances.
- Missed 24 games with left biceps tendonitis, between May 25 and June 24.
- Recorded his first Major League save on Sept. 20 in Detroit, pitching the final 4.0 innings of a 10-3 win... it marked the first 4.0-inning save by a Royals pitcher since Kris Wilson on May 31, 2001.
- 2014: Went 9-12, but ranked fifth in the AL in ERA (2.53), fifth in opponents' batting average (.209) and ninth in WHIP (1.11) among pitchers with at least 140.0 innings.
- His .209 opponents' average was the lowest by a Royals left-handed pitcher and third lowest in club history overall (min. 140.0 IP).
- 2013: Made five starts for the Royals between August and September, posting a 1.85 ERA (5 ER in 24.1 IP), second best in the AL (min. five starts).
- Did not lose a decision after June 5, which included 18 outings with Northwest Arkansas (AA), Omaha (AAA) and Kansas City.
- 2012: Made six starts before injuring his left elbow on May 13 at U.S. Cellular Field... underwent ulnar collateral ligament replacement surgery (Tommy John) on June 13 and missed the remainder of the season.
- 2011: Started the season at Omaha and had his contract selected on May 18... made his Major League debut that night vs. Texas, taking a no decision.
- Struck out nine in 3.2 IP vs. St. Louis on June 19, becoming third pitcher since 1946 to fan nine or more in less than 4.0 innings (it's been done three times since).
- 2010: Took a leave from baseball on March 23... returned to baseball activities on June 2 and made his first appearance of the season on June 28... pitched at four levels in the system, ultimately helping Northwest Arkansas win the Texas League title.
- One of a record six Royals farmhands to represent Team USA at the 2010 Pan American Games Qualifying Tournament... went 1-1 with a 2.89 ERA in two starts (9.1 IP, 11 H, 3 ER, 2 BB, 5 SO) as Team USA finished tied for third and qualified for the 2011 Pan Am Games as well as the 2011 World Cup.
- 2009: Tossed 0.2 scoreless innings with a hit and a walk in the 11th annual SiriusXM Futures All-Star Game in St. Louis on July 12.

POSTSEASON HIGHLIGHTS

- 2015: Made six relief appearances, going 1-0 with a 6.00 ERA (4 ER in 6.0 IP), nine strikeouts and no walks.
- Picked up his second career postseason win in Game 2 of the ALCS vs. Toronto, pitching a flawless seventh in front of a five-run rally in the bottom of the inning.
- Appeared in three World Series games and allowed just one

- solo shot to Michael Conforto in Game 4 at Citi Field.
- 2014: Made three postseason appearances, earning his first victory in Game 1 of the ALDS at Angel Stadium, tossing a scoreless 10th inning.
- Also made a pair of relief appearances in the World Series, allowing two earned runs in 3.2 innings.

CAREER BATTING/FIELDING

MLB Totals	Avg.	AB	H	HR	RBI	Position	Pct.	G	TC	PO	A	E	DP
	.125	16	2	0	1	Pitcher	.895	158	105	15	79	11	4



MISCELLANEOUS NOTES

- Full name is **Daniel Richard Duffy**...resides in Lompoc, Calif., with his wife, Sara.
- Participated in five Royals FanFests (2011, 2013, 2016, 2017 and 2018) and 2012 and 2013 Royals Caravan... also was involved in calendar shoots for Braden's Hope for childhood cancer research, the annual Gloves for Kids fundraiser and the Royals Charities Celebrity Golf

- Tournament...co-hosted a Challenge Your Fashion fundraiser with Luke and Ashley Hochevar in 2014.
- Graduated from Cabrillo High in Lompoc, Calif., in 2007... went 5-3 with a 0.60 ERA and 127 strikeouts in 58.2 innings as a senior...turned down a scholarship offer from Cal Poly San Luis Obispo to sign with the Royals.

CAREER PITCHING

YEAR	CLUB	W-L	ERA	G	GS	CG	SHO	SV	IP	H	R	ER	HR	HB	BB	SO	WP	BK	AVG
2007	Surprise	2-3	1.45	11	9	0	0	0	37.1	24	14	6	0	3	17	63	5	0	.178
2008	Burlington	8-4	2.20	17	17	0	0	0	81.2	56	26	20	4	4	25	102	10	0	.193
2009	Wilmington	9-3	2.98	24	24	1	0	0	126.2	108	49	42	6	1	41	125	8	1	.230
2010	Surprise	0-0	3.38	2	2	0	0	0	2.2	2	1	1	0	0	1	4	0	1	.222
	Idaho Falls	0-1	1.50	2	2	0	0	0	6.0	4	1	1	0	1	0	6	1	0	.182
	Wilmington	0-0	2.57	3	3	0	0	0	14.0	8	6	4	2	1	7	18	1	0	.170
	Northwest Arkansas	5-2	2.95	7	7	1	1	0	39.2	38	17	13	3	0	9	41	4	0	.255
2011	Omaha	3-1	3.43	8	8	0	0	0	42.0	37	17	16	5	3	10	48	1	0	.237
	KANSAS CITY	4-8	5.64	20	20	0	0	0	105.1	119	66	66	15	5	51	87	4	1	.287
2012	KANSAS CITY	2-2	3.90	6	6	0	0	0	27.2	26	13	12	2	0	18	28	0	1	.252
2013	Northwest Arkansas@	0-2	3.94	4	4	0	0	0	16.0	16	7	7	3	3	5	28	1	1	.267
	Omaha@	3-0	4.08	12	10	0	0	0	53.0	50	26	24	4	2	25	59	2	0	.249
	KANSAS CITY	2-0	1.85	5	5	0	0	0	24.1	19	5	5	0	1	14	22	2	0	.213
2014	KANSAS CITY	9-12	2.53	31	25	0	0	0	149.1	113	52	42	12	5	53	113	5	0	.209
	Omaha	1-0	3.00	1	1	0	0	0	6.0	5	2	2	1	0	1	4	1	0	.238
2015	KANSAS CITY	7-8	4.08	30	24	0	0	1	136.2	137	64	62	15	9	53	102	11	0	.264
	Omaha@	0-0	2.25	3	3	0	0	0	8.0	5	3	2	1	1	1	10	0	0	.264
2016	KANSAS CITY	12-3	3.51	42	26	1	0	0	179.2	163	71	70	27	7	42	188	4	0	.241
2017	KANSAS CITY	9-10	3.81	24	24	0	0	0	146.1	143	67	62	13	4	41	130	2	2	.257
	Omaha@	0-1	3.68	2	2	0	0	0	7.1	6	3	3	1	0	1	8	0	0	.214
Minor League Totals		31-17	2.88	96	92	2	1	0	440.1	359	172	141	30	19	143	516	34	3	.222
Major League Totals		45-43	3.73	158	130	1	0	1	769.1	720	338	319	84	31	272	670	28	4	.249

@ - Minor League Injury Rehab

CAREER TRANSACTIONS

- 2007 Selected by the Kansas City Royals in the third round of the First-Year Player Draft... signed by Rick Schroeder
- 2012 Placed on 15-day DL (Tommy John surgery), May 14...transferred to 60-day D.L., June 14...reinstated Nov. 2
- 2013 Placed on 15-day DL (recovery from Tommy John surgery), March 31...transferred to 60-day D.L., June 4...reinstated June 24
- Placed on 15-day DL (sore left forearm), Sept. 17...reinstated Sept. 30
- 2015 Placed on 15-day DL (left biceps tendinitis), retro to May 17...reinstated June 23
- 2017 Signed by the Kansas City Royals to a five-year contract, Jan. 16
- Placed on 10-day DL (strained right oblique), May 30...reinstated July 4
- Placed on 10-day DL (left elbow impingement), Aug. 26...reinstated Sept. 17

POSTSEASON PITCHING

YEAR	SERIES	CLUB vs. OPP	W-L	ERA	G	GS	CG	SHO	SV	IP	H	R	ER	HR	HB	BB	SO
2014	ALDS	KC vs. LAA	1-0	0.00	1	0	0	0	0	1.0	1	0	0	0	0	0	1
	WS	KC vs. SF	0-0	4.91	2	0	0	0	0	3.2	2	2	2	2	0	0	4
2015	ALDS	KC vs. HOU	0-0	13.50	1	0	0	0	0	0.2	1	1	1	1	0	0	0
	ALCS	KC vs. TOR	1-0	6.00	2	0	0	0	0	3.0	4	2	2	0	0	0	6
	WS	KC vs. NYM	0-0	3.86	3	0	0	0	0	2.1	2	1	1	1	0	0	3
Division Series Totals			1-0	5.40	2	0	0	0	0	1.2	2	1	1	1	0	0	1
World Series Totals			0-0	4.50	5	0	0	0	0	6.0	4	3	3	1	0	4	7
Postseason Totals			2-0	5.06	9	0	0	0	0	10.2	10	6	6	2	0	4	14

WORLD BASEBALL CLASSIC PITCHING

YEAR	CLUB	W-L	ERA	G	GS	CG	SHO	SV	IP	H	R	ER	HR	HB	BB	SO	AVG
2017	United States	2-0	1.13	2	2	0	0	0	8.0	8	2	1	0	0	1	8	.250

SINGLE GAME BESTS

STRIKEOUTS (STARTER)

- 16** Aug. 1, 2016 @ TB
- 10 (3x) Last: May 18, 2017 vs. NYY

STRIKEOUTS (RELIEVER)

- 6 Sept. 20, 2015 @ DET
- 4 April 16, 2014 @ HOU

INNINGS PITCHED (STARTER)

- 9.0 Aug. 11, 2016 vs. CWS
- 8.2 July 2, 2016 @ PHI

INNINGS PITCHED (RELIEVER)

- 4.0 Sept. 20, 2015 @ DET

WINNING STREAK

- 10 June 11-Aug. 21, 2016
- 4 May 3, 2012-April 22, 2014

COMPLETE GAMES

- Aug. 11, 2016 vs. Chicago White Sox

** Franchise record



ALCIDES ESCOBAR



#2 ALCIDES ESCOBAR

SHORTSTOP

BATS
RIGHT

THROWS
RIGHT

HEIGHT
6-1

WEIGHT
205

BORN: DEC. 16, 1986 | 31

SIGNED: MAJOR LEAGUE FREE AGENT | JAN. 29, 2018

RESIDES: LA SABANA, VENEZUELA

MAJOR LEAGUE SERVICE: 8 YEARS, 82 DAYS

2017 SEASON

- Started all 162 games for the second consecutive season and has made 333 consecutive starts—all at shortstop—dating back to Sept. 26, 2015...according to *Elias*, it's the longest streak at any position in Royals history and the longest active streak in the Majors...it's also the longest streak by a shortstop since Cal Ripken Jr. started 2,216 consecutive games for Baltimore from 1982-96.
- One of five players to play in 162 games in 2017, along with Joey Votto, Rowned Odor, Freddy Galvis and Eric Hosmer...he and Votto were the only players to *start* every game.
- Became the only player in Royals history to start 162 games in a season, and he's done it three times (2017, '16 and '14).
- He's the first player to start 162 games in consecutive seasons since Prince Fielder from 2011-13...also the only player to start 162 games at shortstop since Jimmy Rollins during his 2007 National League MVP season.
- Set a franchise record with 36 doubles as a shortstop, one more than Kurt Stillwell's 35 in 1990...his 36 doubles were fourth most in the Majors as a shortstop in 2017, trailing only Elvis Andrus and Francisco Lindor (43 each) and Andrelton Simmons (38).
- Connected for six home runs and 54 RBI, which were both one shy of matching his career highs set in 2016.

- Hit .297 (35-for-118) with runners in scoring position.
- Named Royals Player of the Month for September, batting .337 (33-for-98) with 15 runs, 11 doubles, three HR and 12 RBI...his 16 extra-base hits were the most by a Royals shortstop in any calendar month, and tied George Brett (1975) for the third-most in September in franchise history, trailing only Danny Tartabull (18 in 1987), Billy Butler (17 in 2009) and Hal McRae (17 in 1977).
- Hit .178 (41-for-230) through his first 60 games, but hit .295 (109-for-369) over the last 102 games (since June 10), raising his season average 72 points to .250.
- Reached safely in 20 consecutive home games from June 7-July 21, a stretch in which he hit .386/.427/.600 (27-for-70) with nine extra-base hits and 15 RBI.
- Hit his first HR of the season on June 10 in San Diego, snapping a streak of 264 at-bats without one dating back to Sept. 22, 2016 at Cleveland.
- Had a season-best 11-game hitting streak from Aug. 9-20.
- Matched a career-high with four hits (two singles, double, triple) Sept. 6 at Detroit, his ninth career four-hit game.
- Recorded his fourth career walk-off RBI on April 16 vs. the Angels, breaking a scoreless tie in the ninth inning to mark the Royals' fifth 1-0 walk-off win in club history.

HONORS AND AWARDS

- 2017 World Baseball Classic participant (Venezuela)
- Two-time Joe Burke Special Achievement Award (2012, 2015)
- 2015 *Rawlings* Gold Glove Award winner
- 2015 ALCS MVP
- 2015 American League All-Star
- First MLB home run:** Aug. 23, 2009 at Washington, solo shot off Craig Stammen
- 2009 Topps Triple-A All-Star
- 2009 Pacific Coast League midseason All-Star

- 2009 XM All-Star Futures Game participant (World)
- 2008 Brewers co-Minor League Player of the Year
- First MLB hit:** Sept. 3, 2008 vs. New York Mets, single off Scott Schoeneweis
- 2008 Southern League midseason/postseason All-Star
- 2007 Florida State League midseason All-Star
- 2007 XM Radio All-Star Futures Game participant (World)
- 2005 South Atlantic League midseason All-Star

CAREER HIGHLIGHTS

- Since joining the Royals prior to the 2011 season, he's played in 1,105 of the club's 1,134 games (97.4%), including 1,101 starts...his total during that time is tops in the Majors, one more than Robinson Cano (1,104).
- Recorded an 82.4 stolen base success rate (126-of-153) since the start of 2012, fourth in the Majors (min. 150 attempts).
- His 71 sacrifices since 2011 are tied with Elvis Andrus for most in the Majors.
- 2016:** Made 162 starts for the season time in his career...one of two players (Jonathan Schoop) to do it in 2016.
- Set career highs in at-bats (637), home runs (seven) and RBI (55)...his seven home runs were more than he had in his previous two seasons combined (6).

- Hit his first home run of the season on June 24 vs. Houston off reigning Cy Young Award winner, Dallas Keuchel, snapping a 455 at-bat streak without a home run, which was the third-longest active streak in the Majors (non pitchers), according to *Elias Sports Bureau*.
- Six of his seven home runs came in his last 186 at-bats from Aug. 7 through the end of the season...ranked fourth among AL shortstops during that span. Reached safely in a team-high 25 straight home games from May 15-July 9.
- Had two separate 14-game hitting streaks...the first was from June 18-July 3, in which he hit .371/.365/.500 (23-for-62) and the second was from Aug. 23-Sept. 6, in which he hit .357/.379/.643 (20-for-56).



- 👑 **2015:** Earned his first *Rawlings* Gold Glove, becoming the first Royals shortstop to receive the honor...also named a co-winner of the Joe Burke Special Achievement Award by the Kansas City Chapter of the BBWAA.
- 👑 Named an All Star for the first time and was the starting shortstop for the AL in Cincinnati...led off the game with a single vs. Clayton Kershaw.
- 👑 Batted .290 (92-for-317) with 20 extra-base hits homers before the All-Star break, and .220 (65-for-295) with eight extra-base hits after the break.
- 👑 Hit out of the leadoff spot for much of the year, batting .259...the Royals went 82-49 with Escobar hitting first in the batting order.
- 👑 Hit two leadoff home runs on the first pitch of the game: May 2 off Jake Sanchez in Detroit and on May 29 off Jabel Arrieta at Wrigley Field.
- 👑 Hit safely in his first nine regular season games, which extended a streak from 2014 to 18, longest of his career.
- 👑 **2014:** Became the first Royal ever to make 162 starts in a single season...was one of four Major League players to do it in 2014, along with Freddie Freeman, Evan Longoria and Hunter Pence...became the first player to start all 162 games at shortstop since Jimmy Rollins did during his MVP season in 2007.
- 👑 Recorded 34 doubles, second most by a Royals shortstop, trailing only Kurt Stillwell's 1990 total (35)...ranked fourth among AL shortstops.
- 👑 Swiped 31 bases in 2014, the second-highest total of his career (35 in 2012) and tied for fifth in the AL.
- 👑 **2013:** Recorded 22 stolen bases in 22 chances, the most in a single season by a Royal without being caught, and the most in the Majors without being caught since Chase Utley was 23-for-23 in 2009.
- 👑 A finalist for a *Rawlings* Gold Glove...committed just two errors after the All-Star break...his .993 fielding pct. after

the break led MLB shortstops (min. 150 chances).

- 👑 **2012:** Earned the Joe Burke Special Achievement Award by the Kansas City Chapter of the BBWAA...set then-career highs in average (.293), hits (177), stolen bases (35) and slugging percentage (.390).
- 👑 His .293 average was second best among Major League shortstops, trailing only Derek Jeter (.303)...his 177 hits were the most by a Royals shortstop in club history.
- 👑 Became the first Royal to post a 30-double, 30-steal season since Carlos Beltran (44 doubles, 35 steals) in 2002...ranked fifth in the AL with 35 stolen bases.
- 👑 Recorded his first multi-homer game July 14 vs. the White Sox, the first by a Royals shortstop since Jay Bell on April 14, 1997 at Toronto.
- 👑 **2011:** Tied for the Major League lead with 158 games at shortstop while leading the Majors in assists (459), total chances (745) and putouts (271)...also ranked second in innings played (1,387.1) and tied for fourth with 98 double plays...his .980 fielding percentage ranked fourth.
- 👑 His 18 sacrifices were second most in the Majors and tied for the second most in a single season in Royals history, only trailing Tom Goodwin's 21 (1996).
- 👑 **2010:** Acquired by the Royals on Dec. 19, 2010 in the trade that also included OF Lorenzo Cain and sent RHP Zack Greinke to Milwaukee.
- 👑 Recorded 10 triples, establishing a new Milwaukee franchise rookie record, breaking the previous mark of eight set by Bob Coluccio (1973) and Scott Podsednik (2003).
- 👑 **2009:** Following the season, won the Venezuelan Winter League batting title, hitting .393 (68-for-173) with two HR, 19 RBI and 16 stolen bases in 45 games with Lara.
- 👑 Entered both the 2009 and 2010 seasons as the top prospect in the Brewers system according to *Baseball America*...also rated by same publication as the No. 12 overall prospect in baseball prior to 2010.

POSTSEASON HIGHLIGHTS

- 👑 **2015:** Started all 16 postseason games at shortstop, batting .329 (23-for-70) with four doubles, three triples, a homer and 13 runs scored.
- 👑 Named Most Valuable Player of the American League Championship Series vs. Toronto, batting .478 (11-for-23) with two doubles, a triple and six runs scored...led off each of the first four games of the series with a hit, setting a postseason record.
- 👑 Set a franchise record, hitting in 15 straight postseason games (Game 2 of ALDS to Game 5 of World Series)...passed previous mark of 13 straight by Lorenzo Cain (2014-15).
- 👑 His hitting streak was the longest in a single postseason and two shy of the MLB record (17), held by Manny Ramirez (2003-04), Derek Jeter (1998-99) and Hank Bauer (1956-58).
- 👑 Also claimed the Royals record with 23 hits overall in the postseason...he finished three hits shy of the Major League

record (26), held by Pablo Sandoval (2012).

- 👑 Led off Game 1 of the World Series with the 12th inside-the-park home run in World Series history, and first since Oct. 12, 1929...it was first inside-the-park homer to start a World Series game since 1903.
- 👑 Recorded four hits in Game 4 of the ALCS at Rogers Centre, including a triple to leadoff the game, tying a KC postseason record.
- 👑 **2014:** Played in all 15 postseason games, batting .292 with five doubles, a homer and eight runs scored.
- 👑 Set a KC postseason record with four sacrifices.
- 👑 Homered in Game 1 of the ALCS in Baltimore, becoming just the second Royals shortstop to homer in a postseason game, joining Freddie Patek (Game 2 of 1978 ALCS)...doubled in the go-ahead run in the ninth inning of Game 2 of the ALCS.

MISCELLANEOUS NOTES

- 👑 Resides in La Sabana, Venezuela with wife, Francys and son, Massimiliano.
- 👑 Cousin is former Major League pitcher Kelvim Escobar, who pitched for Toronto (1997-2003) and the Angels (2004-07, 2009).
- 👑 Participated in Royals FanFest in 2013 and 2016...also

involved with calendar shoots for Braden's Hope for childhood cancer research, the annual Gloves for Kids fundraiser and has supported the Royals Baseball Ability Camp.

- 👑 Played in the Major League All-Stars Tour of Japan in November, 2014.

ALL-STAR BATTING

YEAR	CLUB	SITE	AVG	AB	R	H	2B	3B	HR	RBI	SH	SF	HP	BB	SO	SB	CS	E
2015	AL	CIN	.500	1	2	0	1	0	0	0	0	0	0	0	0	0	0	0



CAREER BATTING

Table with columns: YEAR, CLUB, AVG, G, AB, R, H, 2B, 3B, HR, RBI, SAC, SF, HP, BB, SO, SB, CS, OBP, SLG, E. Rows include years 2004-2017 and Minor League Totals.

* - Led league; + - Tied league lead

CAREER TRANSACTIONS

- 2003 Signed by the Milwaukee Brewers as a non-drafted free agent, July 9...signed by Epy Guerrero
2010 Acquired by the Kansas City Royals with OF Lorenzo Cain, RHP Jeremy Jeffress and RHP Jake Odorizzi in exchange for RHP Zack Greinke, SS Yuniesky Betancourt and cash considerations, Dec. 19
2015 Placed on 7-day disabled list (concussion), retroactive to April 30...activated May 8
2018 Signed by the Kansas City Royals as a Major League free agent, Jan. 29.

CAREER FIELDING

Table with columns: Position, Pct., G, TC, PO, A, E, DP. Rows include Shortstop and Outfield.

POSTSEASON BATTING

Table with columns: YEAR, SERIES vs. OPP., AVG, G, AB, R, H, 2B, 3B, HR, RBI, SH, SF, HP, BB, SO, SB, CS, E. Rows include 2014 and 2015 series and Division Series Totals.

WORLD BASEBALL CLASSIC BATTING

Table with columns: YEAR, CLUB, AVG, G, AB, R, H, 2B, 3B, HR, RBI, SH, SF, HP, BB, SO, SB, CS, E. Row includes 2017 Venezuela.

HOME RUN INFORMATION

MULTI-HOMER GAMES (1)

July 14, 2012 vs. CWS (2)

GRAND SLAMS (1)

May 11, 2014 @ SEA (Elias)

PINCH-HIT (1)

May 15, 2010 vs. PHI (Blanton)

LEADOFF (2)

May 9, 2015 @ DET (Sanchez)

May 29, 2015 @ CHC (Arrieta)

SINGLE GAME BESTS

HITS

4 (9x) Last: Sept. 6, 2017 @ DET

DOUBLES

2 (7x) Last: July 1, 2016 @ PHI

RBI

4 (3x) Last: June 17, 2015 vs. MIL

RUNS

3 (7x) Last: Aug. 13, 2017 @ CWS

HITTING STREAKS

17 Sept. 20, 2014-April 15, 2015

14 Aug. 23-Sept. 6, 2016

June 18-July 3, 2016

12 June 1-14, 2014

WALK-OFF RBI (4)

Aug. 2, 2012 vs. CLE (single off Perez, 11th)

July 24, 2013 vs. BAL (double off O'Day)

July 25, 2015 vs. HOU (single off Harris)

April 16, 2017 vs. LAA (single off Bedrosian)



#49 HEATH FILLMYER

RIGHT-HANDED PITCHER

BATS **RIGHT** | THROWS **RIGHT** | HEIGHT **6-1** | WEIGHT **195**

BORN: **MAY 16, 1994 | 23** | ACQUIRED: **TRADE WITH OAKLAND | JAN. 29, 2018**
 RESIDES: **ROEBLING, N.J.** | MAJOR LEAGUE SERVICE: **0 DAYS**

2017 SEASON

- Spent the entire season at Midland (AA) in the Oakland Athletics' organization, going 11-5 with a 3.49 ERA (58 ER in 149.2 IP)...ranked tied for the Texas League lead in starts (29), tied for second in wins and fifth in ERA and innings.
- His 11 wins tied for most by an A's farmhand and his 3.49 ERA ranked fourth...named an Organization All-Star by MiLB.com following the season.
- Held opponents to two earned runs or fewer in 19 of his 29 starts, including five scoreless outings.
- Started 0-2 through his first eight starts, despite posting a 3.21 ERA (10 ER in 28.0 IP)...went 5-0 over his next 10 starts with a 3.46 ERA (21 ER in 54.2 IP).
- Matched a career high with nine strikeouts over 6.0 scoreless innings in a 6-2 win vs. Frisco on June 13.
- Went 5-0 during a six-start stretch from July 25-Aug. 23, posting a 2.33 ERA (10 ER in 38.2 IP) and a .229 opponents' average (33-for-144).

HONORS AND AWARDS

- 2017 MiLB.com Organization All-Star

CAREER HIGHLIGHTS

- Acquired from Oakland with RHP Jesse Hahn on Jan. 29 in exchange for LHP Ryan Buchter, 1B/OF Brandon Moss and cash considerations.
- Minors:** In 2016, went 7-6 with a 3.29 ERA (49 ER in 134.0 IP) in 26 appearances (24 starts) between Stockton (A) and Midland (AA) in Oakland's organization...ranked sixth in the A's farm system in strikeouts (118), ninth in innings pitched and 10th in ERA.
- Went 5-6 with a 3.59 ERA (38 ER in 95.1 IP) in 18 outings (16 starts) with Stockton (A), before going 2-0 with a 2.54 ERA (11 ER in 39.0 IP) in eight starts with Midland (AA).
- Allowed just seven home runs—all solo—in 134.0 innings (0.5 HR/9), including just one in his first 72.0 innings.
- Recorded 6.0 scoreless innings in a 7-0 win vs. Modesto on May 6, combining with two others on a three-hit shutout.
- Set a new career high with nine strikeouts over 6.0 innings in a no-decision vs. Modesto on June 13.
- Recorded a one-hit shutout in a 4-0, rain-shortened win vs. Frisco on July 26, his first career complete game.
- In 2015, Went 3-13 with a 4.98 ERA (55 ER in 99.1 IP) in 23 appearances (22 starts) for Beloit (A).
- Started 0-3 with a 6.14 ERA (15 ER in 22.0 IP) through four starts, before being placed on the 7-day DL on April 30 with a strained right elbow...was reinstated on May 24 and allowed four runs in a season-low 1.1 innings the next day.
- Went 0-8 with an 8.24 ERA (36 ER in 39.1 IP) and .354 opponents' average in 10 outings (nine starts) before the All-Star break...went 3-5 with a 2.85 ERA (19 ER in 60.0 IP) and .256 opponents' average in 13 starts after the break.

MISCELLANEOUS NOTES

- Heath Devon Fillmyer** resides in Roebling, N.J.
- Graduated from Florence High School (N.J.), before attending Mercer County Community College (N.J.), where he went 9-0 with a 0.68 ERA (5 ER in 66.0 IP) as a sophomore, leading MCCC to the Junior College World Series...originally an infielder, he threw fewer than 10 innings as a freshman.

CAREER PITCHING

YEAR	CLUB	W-L	ERA	G	GS	CG	SHO	SV	IP	H	R	ER	HR	HB	BB	SO	WP	BK	AVG
2014	AZL Athletics	1-0	2.79	6	0	0	0	0	9.2	5	3	0	0	0	5	10	4	0	.147
2015	Beloit	3-13+	4.98	23	22	0	0	0	99.1	112	61	55	10	6	56	77	10	3	.297
2016	Stockton	5-6	3.60	18	16	0	0	0	95.0	101	53	38	4	5	31	89	8	1	.264
	Midland	2-0	2.54	8	8	1	1	0	39.0	31	11	11	3	0	8	29	3	0	.223
2017	Midland	11-5	3.49	29	29	0	0	0	149.2	158	66	58	19	6	51	115	16	1	.272
Minor League Totals		22-24	3.78	84	75	1	1	0	392.2	407	194	165	36	17	151	320	41	5	.269

+Tied for league lead

CAREER TRANSACTIONS

- 2013 Selected by the Colorado Rockies in the 28th round of the First-Year Player Draft, but did not sign
- 2014 Selected by the Oakland Athletics in the fifth round of the First-Year Player Draft
- 2018 Acquired by the Kansas City Royals with RHP Jesse Hahn from the Oakland Athletics in exchange for LHP Ryan Buchter, OF/1B Brandon Moss and cash considerations, Jan. 29



BRIAN FLYNN



#33 BRIAN FLYNN

LEFT-HANDED PITCHER

BATS
LEFT

THROWS
LEFT

HEIGHT
6-7

WEIGHT
255

BORN: APRIL 19, 1990 | 27

ACQUIRED: TRADE WITH MIAMI | NOV. 28, 2014

RESIDES: MCALESTER, OKLA.

MAJOR LEAGUE SERVICE: 2 YEARS, 86 DAYS

2017 SEASON

- Missed a large portion of the season due to two stints on the disabled list: Feb. 15-June 26 on the 60-day DL (stable lumbar vertebral fracture) and Aug. 29 to the end of the season (strained left groin).
- Made just one Major League appearance (Aug. 28 vs. Tampa Bay)...went 5-3 with a 5.40 ERA (30 ER in 50.0 IP) in 22 appearances (four starts) with Omaha, posting 50 strikeouts (9.0 K/9) and just 12 walks (2.2 BB/9).
- Placed on the 60-day DL on Feb. 15 with a stable lumbar

vertebral fracture, after falling through the roof of his barn at his home in McAlester, Okla.

- Began his rehab stint with Omaha on May 27...was removed from the 60-day DL on June 26 and optioned to the minors...had a 12.21 ERA (19 ER in 14.0 IP) during his month-long rehab assignment.
- Pitched to a 2.75 ERA (11 ER in 36.0 IP) with Omaha after being reinstated from the DL, including eight relief appearances from June 30-July 29 and four starts in August.

HONORS AND AWARDS

- First MLB win: May 18, 2016 vs. Boston (Gm 1)
- 2013 Pacific Coast League postseason All-Star

CAREER HIGHLIGHTS

- 2016:** Made 36 Major League appearances – including one start, going 1-2 with a 2.60 ERA (16 ER in 55.1 IP).
- Had two stints with the Royals from May 6-28 and from June 15 through the end of the season.
- Recorded his first Major League win in Game 1 of a doubleheader on May 18 vs. Boston, retiring the only batter he faced on five pitches to end the sixth inning.
- Following his second recall on June 15, he posted a 2.25 ERA (12 ER in 48.0 IP) and .196 opponents' average (33-for-168) over 31 outings (one start).
- Ranked sixth among American League relievers with a .186 opponents' average (34-for-183) for the season.
- Worked a career-high 5.0 innings on June 24 vs. Houston, allowing one run on two hits...became the first Royal to allow two-or-fewer hits in at least 5.0 innings of relief since Todd Wellemeyer on Aug. 13, 2006...also matched a career-high with five strikeouts.
- Made his only start July 19 vs. Cleveland and took the loss after allowing three runs on four hits in 2.1 innings.
- Allowed three runs in 2.0 innings in his last appearance of the season on Sept. 30 vs. Cleveland...the three runs allowed matched his run total from his previous 18 outings combined, a stretch in which he pitched to a 0.45 ERA (1 ER in 20.0 IP).
- 2015:** Made one appearance for Omaha (AAA) before suffering an injury to his left lat muscle...he was placed on the 7-day disabled list on April 10.
- 2014:** Acquired by Kansas City on Nov. 28 with RHP Reid Redman from Miami in exchange for RHP Aaron Crow.
- 2013:** Made his Major League debut on Sept. 4 at Wrigley Field, taking a no-decision in a 9-7 Marlins loss...allowed three runs on six hits over 4.0 innings.
- Minors:** Started 2013 at Jacksonville (AA) and also pitched at New Orleans (AAA) before his September call-up...combined to post a 2.63 ERA (47 ER in 161.0 IP) in 27 minor league starts.
- In 2013, led the Pacific Coast League in ERA (2.80), ranked fourth in WHIP (1.21) and sixth in strikeouts (122)...named a PCL postseason All Star.
- Tossed 21.2 consecutive scoreless innings from July 23 to Aug. 2, earning PCL Pitcher of the Week honors on July 28...recorded 22 strikeouts over the three-start span, including a season-best nine Ks at Iowa, July 23.
- Opened 2012 at Lakeland (A) in the Detroit Tigers' system, going 8-4 with a 3.71 ERA (42 ER in 102.0 IP) in 18 starts...traded to Miami with RHP Jacob Turner and C Rob Brantley for RHP Anibal Sanchez and former Royals' INF Omar Infante on July 23.

MISCELLANEOUS NOTES

- Brian A. Flynn resides in McAlester, Okla. in the off-season, with his wife, Kelsey.
- Selected by Boston in the 18th round of the 2008 First-Year Player Draft, but did not sign.
- Pitched two seasons (2009, 2011) at Wichita State, taking a redshirt year in 2010...posted a 6-4 record with a 4.28 ERA in 20 appearances (11 starts) with three complete games during his final season.
- Graduated from Owasso High School (Okla.), where he was named all-conference, Metro Pitcher of the Year, all-state, preseason All-America and Louisville Slugger All-America.



CAREER PITCHING

YEAR	CLUB	W-L	ERA	G	GS	CG	SHO	SV	IP	H	R	ER	HR	HB	BB	SO	WP	BK	AVG
2011	West Michigan	7-2	3.46	13	13	0	0	0	67.2	58	28	26	3	4	23	57	2	0	.235
2012	Lakeland	8-4	3.71	18	18	0	0	0	102.0	113	47	42	5	3	32	84	4	0	.280
	Eric	0-1	9.00	1	1	0	0	0	5.0	8	5	5	1	0	2	3	0	0	.381
	Jacksonville	3-0	3.80	8	8	0	0	0	45.0	48	22	19	3	4	13	32	1	0	.273
2013	Jacksonville	1-1	1.57	4	4	0	0	0	23.0	18	4	4	2	1	3	25	0	0	.222
	New Orleans	6-11	*2.80	23	23	0	0	0	138.0	127	52	43	7	4	40	122	7	2	.246
	MIAMI	0-2	8.50	4	4	0	0	0	18.0	27	17	17	4	0	13	15	3	0	.370
2014	MIAMI	0-1	9.00	2	1	0	0	0	7.0	12	7	7	0	0	3	6	1	0	.375
	New Orleans	8-10	4.06	25	25	1	0	0	139.2	169	83	63	13	6	50	104	10	1	.302
2015	Omaha	0-0	0.00	1	0	0	0	0	0.2	1	0	0	0	0	0	1	0	0	.333
2016	Omaha	2-1	3.04	9	4	0	0	0	23.2	22	8	8	1	0	12	28	2	0	.247
	KANSAS CITY	1-2	2.60	36	1	0	0	0	55.1	38	19	16	5	1	23	44	8	0	.198
2017	Omaha	5-3	5.40	22	4	0	0	0	50.0	68	36	30	10	1	12	50	6	0	.316
	KANSAS CITY	0-0	3.86	1	0	0	0	0	2.1	3	1	1	0	0	0	0	0	0	.375
Minor League Totals		40-33	3.63	124	100	1	0	0	594.2	632	285	240	45	23	187	506	32	3	.273
Major League Totals		1-5	4.46	43	6	0	0	0	82.2	80	44	41	9	1	39	65	12	0	.262

* - Led League

CAREER TRANSACTIONS

- 2011 Selected by the Detroit Tigers in the seventh round of the First-Year Player Draft...signed by Chris Wimmer
- 2012 Acquired by the Miami Marlins with C Rob Brantley and RHP Jacob Turner in exchange for INF Omar Infante and RHP Anibal Sanchez, July 23
- 2014 Acquired by the Kansas City Royals with RHP Reid Redman in exchange for RHP Aaron Crow, Nov. 28
- 2015 Placed on the 60-day disabled list (left latissimus dorsi tear), May 16...reinstated Nov. 5
- 2017 Placed on the 60-day disabled list (stable lumbar vertebral fracture), Feb. 15...reinstated June 26
Placed on the 10-day disabled list (strained left groin), Aug. 29...transferred to the 60-day DL, Sept. 1...reinstated Nov. 2

CAREER BATTING/FIELDING

	Avg.	AB	H	HR	RBI	Position	Pct.	G	TC	PO	A	E	DP
MLB Totals	.286	7	2	0	0	Pitcher	.857	43	14	3	9	2	3

SINGLE GAME BESTS

STRIKEOUTS (STARTER)

5 Sept. 22, 2013 @ WAS

STRIKEOUTS (RELIEVER)

5 June 24, 2016 vs. HOU

INNINGS PITCHED (STARTER)

6.0 Sept. 17, 2013 @ PHI

INNINGS PITCHED (RELIEVER)

5.0 June 24, 2016 vs. HOU

ROYALS COLLEGE ALUMNI

Player	School
Cody Asche	University of Nebraska
Billy Burns	Mercer (Ga.) University
Drew Butera	University of Central Florida
Tyler Collins	Howard (Texas) College
Donnie Dewees	University of North Florida
Nick Dini	Wagner (N.Y.) College
Hunter Dozier	Stephen F. Austin (Texas) University
Heath Fillmyer	Mercer County (N.J.) CC
Brian Flynn	Wichita State (Kan.) University
Sam Gaviglio	Oregon State University
Ryan Goins	Dallas Baptist University
Alex Gordon	University of Nebraska
Terrance Gore	Gulf Coast (Fla.) Community College
Jesse Hahn	Virginia Tech
Jason Hammel	Treasure Valley (Ore.) CC
Tim Hill	Bacone (Okla.) College
Nate Karns	Texas Tech University
Ian Kennedy	University of Southern California
Kevin Lenik	California State University-Dominguez Hills

Player	School
Nicky Lopez	Creighton (Neb.) University
Richard Lovelady	Kennesaw (Ga.) State University
Seth Maness	East Carolina University
Kevin McCarthy	Marist (N.Y.) College
Whit Merrifield	University of South Carolina
Parker Morin	University of Utah^
Ryan O'Hearn	Sam Houston State (Texas) University
Trevor Oaks	California Baptist University
Michael Saunders	Tallahassee (Fla.) CC
Frank Schwindel	St. John's (N.Y.) University
Eric Skoglund	University of Central Florida
Burch Smith*	University of Oklahoma
Glenn Sparkman	Wharton (Texas) Junior College
Josh Staumont	Azusa Pacific (Calif.) University
Eric Stout	Butler (Ind.) University
Kyle Zimmer	University of San Francisco

^ - Parker Morin also attended the College of Southern Idaho
* - Burch Smith also attended Howard College in Texas



CAM GALLAGHER



#36 CAM GALLAGHER C A T C H E R

BATS
RIGHT

THROWS
RIGHT

HEIGHT
6-3

WEIGHT
230

BORN: DEC. 6, 1992 | 25

SELECTED: SECOND ROUND, 2011 DRAFT

RESIDES: LANCASTER, PA.

MAJOR LEAGUE SERVICE: 48 DAYS

2017 SEASON

- Spent most of the season with Omaha (AAA), where he hit .292 (76-for-260) with five HR and 37 RBI in 73 games.
- Debuted on Aug. 6 vs. Seattle (Game 1), entering as a defensive replacement in the ninth inning...made his first big league start on Aug. 6 vs. Seattle (Game 2)...walked and scored his first run in the seventh inning and recorded his first Major League hit in the eighth.
- Hit .385/.500/.692 (5-for-13) with five RBI in five games (four starts) during Salvador Perez's 16-day DL stint.
- Recorded his first career home run in his fourth game on

Aug. 14 at Oakland, a grand slam off Jharel Cotton in the *Sonic Slam* sixth inning...the *Sonic Slam* won Tim Brown of Shawnee, Kan. \$25,000 and was the eighth Royals' *Sonic Slam* since the promotion began in 1995 and first since Lorenzo Cain did it on July 4, 2013.

- Became the second Royal to have his first career HR be a grand slam, joining fellow catcher Paul Phillips on Aug. 17, 2005 vs. Seattle...he's the first Royal to hit a grand slam within his first four career games.
- Made two starts (eight outings) in September, going 1-for-11.

HONORS AND AWARDS

- First MLB home run:** Aug. 14, 2017 at Oakland, grand slam off Jharel Cotton

- First MLB hit:** Aug. 6, 2017 vs. Seattle (Gm 1), single off Cody Martin
- 2014 Carolina League midseason All-Star

CAREER HIGHLIGHTS

- Minors:** Spent the entire season with Northwest Arkansas (AA), where he played in 91 games, including 79 starts behind the plate in 2016.
- In 2016, led the Texas League catchers in total chances (713), putouts (648), assists (62), double plays (nine) and caught stealing percentage (.476, 30-of-63).
- Recorded his first career multi-home run game on July 21, 2016 in an 8-1 win vs. Springfield.
- Spent the entire 2015 season at Wilmington (A)...missed a

pair of stretches due to stints on the disabled list.

- Ranked second among Carolina League catchers with a .323 on-base percentage and fifth with 15 doubles in 2015.
- Named a Carolina League All-Star in 2014 and went 1-for-2 with a single in the Carolina League vs. California League game.
- Threw out 40 percent (50 of 125) of would-be base stealers in 2014.

MISCELLANEOUS NOTES

- Cameron Joseph Gallagher** resides in Lancaster, Pa.
- Graduated from Manheim Township (Pa.) in 2011...batted .434 with four homers, 19 RBI, 29 runs scored and 10 stolen bases as a senior...participated in the Aflac All-America Baseball Classic following his junior season.

- Father, Glenn, pitched in the Toronto Blue Jays' organization after being selected in the third round of the 1981 First-Year Player Draft.
- Older brother, Austin, was a third-round pick of the Los Angeles Dodgers in 2007.

CAREER BATTING

YEAR	CLUB	AVG	G	AB	R	H	2B	3B	HR	RBI	SAC	SF	HP	BB	SO	SB	CS	OBP	SLG	E
2011	Surprise	.141	20	78	6	11	0	0	1	7	0	1	0	7	15	0	0	.209	.179	1
	Idaho Falls	.200	8	30	2	6	0	0	1	2	0	0	0	3	4	0	0	.273	.300	0
2012	Burlington	.276	36	127	13	35	10	0	3	15	0	1	1	10	16	1	3	.331	.425	2
2013	Lexington	.212	66	222	19	47	15	0	2	18	1	3	6	24	28	0	0	.302	.306	5
2014	Wilmington	.228	96	312	24	71	18	0	5	34	5	6	1	37	38	1	0	.306	.333	7
2015	Wilmington	.245	77	253	24	62	15	0	5	23	5	2	2	28	34	0	0	.323	.364	4
2016	Northwest Arkansas	.259	91	301	23	78	16	1	4	24	0	2	5	37	52	2	2	.348	.359	3
2017	Omaha	.292	73	260	26	76	13	0	5	37	2	2	0	18	33	0	1	.336	.400	6
	KANSAS CITY	.250	13	24	2	6	1	0	1	5	0	0	0	3	4	0	0	.333	.417	0
	Minor League Totals	.244	467	1583	137	386	87	1	26	160	13	17	15	164	220	4	6	.318	.349	28
	Major League Totals	.250	13	24	2	6	1	0	1	5	0	0	0	3	4	0	0	.333	.417	0

CAREER TRANSACTIONS

- 2011 Selected by the Kansas City Royals in the second round of the First-Year Player Draft...signed by Jim Farr



#62 SAM GAVIGLIO
RIGHT - H A N D E D P I T C H E R

BATS
RIGHT

THROWS
RIGHT

HEIGHT
6-2

WEIGHT
210

BORN: MAY 22, 1990 | 27

ACQUIRED: CLAIMED OFF WAIVERS | SEPT. 1, 2017

RESIDES: ASHLAND, ORE.

MAJOR LEAGUE SERVICE: 96 DAYS

2017 SEASON

- 👑 Went 4-5 with a 4.36 ERA (36 ER in 74.1 IP) in 16 appearances (13 starts) between Seattle and Kansas City.
- 👑 Started the season at Tacoma (AAA), where he went 2-3 with a 3.31 ERA (12 ER in 32.2 IP) in five starts.
- 👑 Made his Major League debut with Seattle on May 11 at Toronto, allowing a solo home run in 2.0 innings of relief.
- 👑 Made his first big league start on May 18 vs. the White Sox, allowing three hits and one walk in 5.0 scoreless innings.
- 👑 Went 2-1 with a 2.67 ERA (8 ER in 27.0 IP) in his first five big league starts, recording at least 5.0 innings and allowing no more than one earned run in all but one of those starts.
- 👑 Went 1-3 with a 5.93 ERA (18 ER in 27.1 IP) over his next

five starts, before being optioned to Tacoma on July 6.

- 👑 Was recalled on July 18 for one start with Seattle, taking the loss at Houston, allowing five runs in 6.0 innings.
- 👑 Optioned to Tacoma on July 20 and went 1-2 with a 3.93 ERA (15 ER in 34.1 IP) over his final seven starts there.
- 👑 Selected off waivers by Kansas City on Sept. 1.
- 👑 Went 1-0 with a 3.00 ERA (4 ER in 12.0 IP) in four appearances (two starts) with the Royals in September.
- 👑 Allowed one run on four hits and three walks in 5.0 innings in his Royals debut on Sept. 7 vs. Minnesota.
- 👑 Earned his first win as a Royal on Sept. 12 vs. the White Sox, allowing just two runs on seven hits in 5.0 innings.

HONORS AND AWARDS

- 👑 First MLB win: May 29, 2017 at Colorado

CAREER HIGHLIGHTS

- 👑 **Minors:** In 2016, went 8-7 with a 3.98 ERA (73 ER in 165.0 IP) in 28 appearances (26 starts) between Jackson (AA) and Tacoma (AAA).
- 👑 Recorded at least 6.0 innings in 19 of 26 starts, including 17 quality starts...pitched his first career complete game and shutout on Aug. 8, 2016 vs. Sacramento (9.0 IP).
- 👑 In 2015, spent most of the season in Tacoma (AAA), where he went 8-7 with a 5.13 ERA (58 ER in 101.2 IP) in 21 appearances (17 starts).

- 👑 Missed almost six weeks from July 16-Aug. 24 with a right elbow strain.
- 👑 Following the 2014 season, was traded by St. Louis to Seattle in exchange for INF Ty Kelly.
- 👑 Spent the entire 2014 season at Springfield (AA), where he went 5-12 with a 4.28 ERA (65 ER in 136.2 IP)...ranked third in the Texas League with 162 strikeouts.
- 👑 Matched a career high with 11 strikeouts (no walks) across 7.0 innings in a no-decision on June 10, 2014 vs. Tulsa.

MISCELLANEOUS NOTES

- 👑 Full name is **Samuel Joseph Gaviglio** (pronounced: *Guh-VEE-lee-oh*)...resides in Ashland, Ore., with wife, Alaina.
- 👑 Graduated from Ashland High School (Ore.) in 2008... lettered three seasons in baseball and two in football and

was named the Oregon 5A Pitcher of the Year as a senior.

- 👑 Selected by the Tampa Bay Rays in the 40th round of the 2008 First-Year Player Draft, but did not sign.
- 👑 Played college baseball at Oregon State from 2009-11.

CAREER PITCHING

YEAR	CLUB	W-L	ERA	G	GS	CG	SHO	SV	IP	H	R	ER	HR	HB	BB	SO	WP	BK	AVG
2011	Batavia	0-0	0.00	2	2	0	0	0	4.0	2	0	0	0	0	0	4	0	0	.143
2012	Quad Cities	9-9	3.92	23	23	0	0	0	133.0	128	74	58	12	11	30	113	16	0	.247
2013	GCL Cardinals@	0-0	0.00	2	1	0	0	0	8.0	4	0	0	0	0	1	9	0	0	.143
	Palm Beach	4-1	2.72	7	7	0	0	0	39.2	29	13	12	2	1	12	30	1	0	.207
2014	Springfield	5-12	4.28	25	24	0	0	0	136.2	153	79	65	8	9	46	126	12	3	.284
2015	AZL Mariners@	0-0	0.00	2	2	0	0	0	4.0	2	0	0	0	0	0	1	0	0	.143
	Tacoma	8-7	5.13	21	17	0	0	0	101.2	102	64	58	16	4	36	79	4	0	.257
2016	Jackson	5-5	4.15	18	17	0	0	0	102.0	104	51	47	7	1	22	73	3	0	.263
	Tacoma	3-2	3.71	10	9	1	1	0	63.0	59	29	26	7	1	14	50	2	0	.243
2017	SEATTLE	3-5	4.62	12	11	0	0	0	62.1	63	37	32	15	2	21	40	1	2	.270
	Tacoma	3-6	3.88	13	13	1	0	0	72.0	72	35	31	5	5	12	57	1	0	.259
	KANSAS CITY	1-0	3.00	4	2	0	0	0	12.0	13	4	4	1	1	5	9	0	0	.271
	Minor League Totals	37-42	4.03	123	115	2	1	0	664.0	655	345	297	57	32	173	542	39	3	.255
	Major League Totals	4-5	4.36	16	13	0	0	0	74.1	76	41	36	16	3	26	49	1	2	.270

@-Minor League Injury Rehab

**CAREER TRANSACTIONS**

2008	Selected by the Tampa Bay Rays in the 40th round of the First-Year Player Draft, but did not sign
2011	Selected by the St. Louis Cardinals in the fifth round of the First-Year Player Draft
2014	Acquired by the Seattle Mariners from the St. Louis Cardinals in exchange for INF Ty Kelly, Nov. 20
2017	Claimed by the Kansas City Royals off waivers, Sept. 1

CAREER BATTING/FIELDING

	Avg.	AB	H	HR	RBI	Position	Pct.	G	TC	PO	A	E	DP
MLB Totals	.200	5	1	0	0	Pitcher	.917	16	12	7	4	1	1

SINGLE GAME BESTS**STRIKEOUTS (STARTER)**

6 (2x) June 3, 2017 vs. TB
July 6, 2017 vs. OAK

INNINGS PITCHED (STARTER)

6.1 July 1, 2017 @ LAA
6.0 (4x) Last: July 18, 2017 @ HOU

WINNING STREAK

3 May 29-June 14, 2017

STRIKEOUTS (RELIEVER)

4 May 11, 2017 @ TOR

INNINGS PITCHED (RELIEVER)

2.0 May 11, 2017 @ TOR

2018 ROAD TRIP MILEAGE CHART

Date	From	To	Mileage
Road Trip #1			1,437
April 1	Kansas City	Detroit	632
April 4	Detroit	Cleveland	96
April 8	Cleveland	Kansas City	709
Road Trip #2			1,686
April 15	Kansas City	Toronto	836
April 18	Toronto	Detroit	204
April 22	Detroit	Kansas City	646
Road Trip #3			2,500
April 29	Kansas City	Boston	1,250
May 2	Boston	Kansas City	1,250
Road Trip #4			1,970
May 7	Kansas City	Baltimore	958
May 10	Baltimore	Cleveland	303
May 13	Cleveland	Kansas City	709
Road Trip #5			1,230
May 20	Kansas City	St. Louis	229
May 23	St. Louis	Dallas/Ft. Worth	550
May 27	Dallas/Ft. Worth	Kansas City	451
Road Trip #6			3,168
June 3	Kansas City	Los Angeles	1,340
June 6	Los Angeles	Oakland	338
June 10	Oakland	Kansas City	1,490
Road Trip #7			4,807
June 21	Kansas City	Houston	632
June 24	Houston	Milwaukee	985
June 27	Milwaukee	Seattle	1,690
July 1	Seattle	Kansas City	1,500

Date	From	To	Mileage
Road Trip #8			1,156
July 8	Kansas City	Minneapolis	404
July 11	Minneapolis	Chicago	348
July 15	Chicago	Kansas City	404
Road Trip #9			2,574
July 25	Kansas City	New York	1,100
July 29	New York	Chicago	722
Aug. 2	Chicago	Minneapolis	348
Aug. 5	Minneapolis	Kansas City	404
Road Trip #10			2,434
Aug. 16	Kansas City	Chicago	404
Aug. 19	Chicago	St. Petersburg	1,000
Aug. 23	St. Petersburg	Kansas City	1,030
Road Trip #11			1,745
Sept. 2	Kansas City	Cleveland	709
Sept. 5	Cleveland	Minneapolis	632
Sept. 9	Minneapolis	Kansas City	404
Road Trip #12			1,765
Sept. 16	Kansas City	Pittsburgh	765
Sept. 19	Pittsburgh	Detroit	221
Sept. 23	Detroit	Cincinnati	247
Sept. 26	Cincinnati	Kansas City	532

Total Miles **26,472**
(Estimates from WebFlyer.com)



#4 ALEX GORDON

OUTFIELDER

BATS
LEFT

THROWS
RIGHT

HEIGHT
6-1

WEIGHT
220

BORN: FEB. 10, 1984 | 34

SIGNED: MAJOR LEAGUE FREE AGENT | JAN. 6, 2016

RESIDES: LEAWOOD, KAN.

MAJOR LEAGUE SERVICE: 10 YEARS, 92 DAYS

2017 SEASON

- Played in 148 games (140 starts), his most since 2014.
- Had a pair of two-run doubles on April 7-8 at Houston, including a go-ahead hit that started a six-run eighth inning April 8...didn't record an RBI in his next 14 games.
- Matched his career high with 14 hit-by-pitches (also, 2015), tied for fourth most in the American League...recorded the 79th HBP of his career on May 4 vs. the White Sox, breaking a tie with Mike MacFarlane for the franchise record...finished the season with 89 HBP, 10th among active players.
- Made his first of 15 career appearances in center field on May 10 at Tampa Bay, and made his first of four starts in center on May 11 at Tampa Bay.
- Hit his first home run of the season on June 6 vs. Houston, his first since Sept. 25, 2016 at Detroit, snapping a career-long streak of 192 at-bats without a HR.
- Recorded 11 of his 45 RBI (24.4%) during an eight-game stretch from June 28-July 5.
- Had a team-high six go-ahead RBI in the seventh inning or later, five of which broke ties: RBI triple in the seventh (June 24 vs. Toronto), two-run triple in the eighth (July 30 at Boston), RBI single in the ninth (Aug. 16 at Oakland) and RBI double in the seventh (Sept. 6 at Detroit)...the last Royal with more go-ahead RBI in the seventh or later in a single season was Jose Guillen (seven) in 2008.
- Had a walk-off sacrifice fly on July 19 vs. Detroit, the sixth walk-off RBI of his career and first since 2014.
- Hit .278/.373/.514 (20-for-72) with five doubles, four home runs and eight RBI over his last 24 games.
- Doubled on Sept. 22 at the White Sox, the 298th of his career, breaking a tie with Mike Sweeney for fifth most in Royals history.
- Homered on Sept. 23 at the White Sox, the 160th of his career, matching Frank White for fifth in Royals history.
- Recorded eight outfield assists, his most since 2014 (also eight).

HONORS AND AWARDS

- Five-time AL *Rawlings* Gold Glove Award (2011-14, 2017)
- Three-time American League All-Star (2013-15)
- 2014 *Rawlings* Platinum Glove Award
- 2011 Les Milgram Royals Player of the Year
- 2010 Pacific Coast League All-Star
- First MLB Home Run:** April 10, 2007 at Toronto, two-run shot off Josh Towers
- First MLB Hit:** April 5, 2007 vs. Boston, single off Daisuke Matsuzaka
- 2006 Baseball America Minor League Player of the Year
- 2006 J.G. Spink Award - *Topps* Minor League Player of the Year
- 2006 Royals Minor League Player of the Year
- 2006 Texas League Player of the Year

CAREER HIGHLIGHTS

- His 82 career outfield assists match Gerardo Parra for most in the Majors since 2010.
- 2016:** Missed 29 games from May 23-June 24 with a fractured right wrist, which he suffered in a collision with teammate Mike Moustakas on May 22 at the White Sox.
- Committed just two errors in 230 total chances...his .991 fielding percentage ranked second among Major League left fielders.
- Charged with an error on May 13 - his first since Aug. 2, 2014 - snapping a streak of 188 consecutive games (187 starts) without an error...it was the third-longest active streak by a non-pitcher, according to *Elias*.
- Hit by pitch eight times, all coming in his first 58 games, including one in a franchise-high tying three straight games from April 30-May 2.
- Named Royals Player of the Month for August after batting .265/.348/.510 (27-for-102) with seven home runs, reaching safely in 25 of 28 games that month.
- Hit five home runs during a five-game stretch from Aug. 16-20, including a homer in three straight games (Aug. 16-18), matching a career high.
- Hit a go-ahead grand slam on Aug. 18 vs. Minnesota, his third career slam and third by a Royal in 2016.
- Recorded fourth career multi-homer game on Aug. 20 vs. Minnesota - both off left hander Hector Santiago - joining teammate Eric Hosmer (June 10 vs. Chris Sale) and Kevin Kiermaier (Sept. 8 vs. CC Sabathia) as the only left-handed batters to hit two homers off the same left-handed pitcher in a game in 2016.
- Also doubled - in addition to his two home runs - on Aug. 20, matching a career-high 10 total bases (also, May 18, 2014 vs. Baltimore).
- Scored a run in nine straight games to match a career best, Aug. 12-20, tying the fifth longest streak in club history.
- Recorded a career-high 148 strikeouts, fourth most in franchise history, trailing Bo Jackson (172 in 1989, 158 in 1987) and Steve Balboni (166 in 1985).
- Signed a four-year contract to remain in KC on Jan. 6, 2016.
- 2015:** Elected to his third straight All-Star Game, but did not play due to injury.



ALEX GORDON (CONT.)

- Missed 48 games during July and August after suffering a grade 2 left groin strain on July 7...still hit .271 with 18 doubles, 13 homers and 48 RBI in 104 games, including 11 home runs and 39 RBI before the break.
- Ranked sixth in the AL with a .377 on-base percentage (min. 300 at-bats) and tied for fourth in the AL with 14 HBP.
- Hit out of the leadoff spot 18 times and recorded his franchise-best 14th career leadoff home run on Sept. 14 off Cleveland's Carlos Carrasco.
- Became the second player in the previous 35 years (since 1980) to collect seven hits and at least six RBI in a single day, doing so in a day-night doubleheader vs. Tampa Bay on July 7...the only other player to do this was Ben Zobrist, who had seven hits and 10 RBI in a doubleheader vs. Minnesota on April 28, 2011.
- 2014:** Selected to his second straight All-Star Game, but did not participate due to a wrist injury...became the first Royals outfielder named to consecutive American League All Star teams since Willie Wilson in 1982 and 1983.
- Named the American League's *Rawlings* Platinum Glove winner, becoming the first outfielder to win that award... won his fourth-consecutive Gold Glove, joining Frank White (1977-82) as the only Royals to win four straight.
- He was the first American League outfielder to win four straight *Rawlings* Gold Gloves since Torii Hunter and Ichiro Suzuki both won eight-straight (2001-08).
- On May 18 vs. Baltimore, went 4-for-4 with two three-run homers, becoming the first Royal since Jermaine Dye (1999) to go at least 4-for-4 and record six RBI.
- Hit his second career walk-off home run on Aug. 26, a two-run shot in the ninth off Twins' closer Glen Perkins... it marked his first walk-off homer since he hit one vs. Baltimore on July 30, 2010.
- 2013:** Led the American League with 17 outfield assists, matching Gerrardo Parra for the Major League lead...also tied for ninth in the AL with 52 multi-hit games and tied for sixth with a career-best six triples.
- Selected to his first All-Star Game and played two innings in left field at Citi Field.
- Hit two grand slams on April 25 at Detroit and July 2 vs. Cleveland, becoming first Royal with multiple slams in a season since Yunesky Betancourt (three) in 2010.
- Had four leadoff home runs and three walk-off hits: vs. Toronto (April 14), the White Sox (May 5) and vs. Atlanta (June 26).
- 2012:** Earned his second consecutive *Rawlings* Gold Glove award, becoming the first Royals outfielder since Amos Otis (1973-74) to win a Gold Glove in consecutive years.
- Led all Major League players with 51 doubles, which tied Billy Butler (2009) for the second most in Royals history... both trail Hal McRae's 54 doubles in 1977.
- Led second in the Majors, to teammate Jeff Francoeur (19), in outfield assists (17)...led all AL left fielders in games (160), innings (1424.1), total chances (338) and putouts (319)...committed two errors for a .994 fielding percentage, tops in the AL among left fielders with at least 125 games.
- Joined George Brett (two), Billy Butler (two) and Hal

- McRae (two) as the only Royals with multiple seasons with at least 45 doubles.
- Tied for third in the league with a career-high 60 multi-hit games, fifth most in club history...ranked sixth in the AL in hits (189) and tied for seventh in extra-base hits (70).
- Drew five walks on June 17, 2012 at St. Louis, which matched a career high (also July 30, 2008 at Oakland)...he is the only Royals player to record five walks in a game... he's just the fifth player in the Majors since 1980 to record multiple games with five walks, joining Barry Bonds (three times), Dale Murphy, Rickey Henderson and Mark Teixeira.
- 2011:** Named the Royals Les Milgram Player of the Year by the Kansas City Chapter of the BBWAA...was one of five AL players up for the final All-Star Game Final Vote, finishing third.
- Won the American League *Rawlings* Gold Glove in left field in his first full season in the outfield.
- One of five players to hit above .300, with at least 45 doubles and 20 home runs, joining Miguel Cabrera, Adrian Gonzalez, Jacoby Ellsbury and Robinson Cano...became the fourth Royal to do it, joining Hal McRae (1982), Mike Sweeney (2001) and Billy Butler (2009)...he was the only one of the four with more than 15 stolen bases.
- Finished 10th in the AL in batting average (.303)...also tied for sixth in the Majors in doubles (45), tied for sixth in the league in extra-base hits (72), eighth in hits (185) and total bases (307), 10th in runs (101), tied for 10th in multi-hit games (50) and fifth in home batting average (.329).
- Scored 101 runs, most by a Royal since David DeJesus (101) in 2007.
- Finished in the top five among all AL outfielders (numbers as an outfielder) in batting average (second), on-base percentage (second), hits (third), doubles (third), runs (tied for third) and RBI (tied for fourth).
- Led the Majors with 20 outfield assists, breaking club's single-season record of 17, held by Jermaine Dye (1999) and Mark Teahen (2007)...became the 24th player since 1969 to have 20 or more in a season and the first since Alfonso Soriano had 22 in 2006 for the Nationals.
- Posted a career-best 19-game hitting streak from April 3-26.
- 2010:** Appeared in just 74 games for the Royals due to injury and a demotion to Omaha (AAA), where he switched positions from third base to the outfield.
- 2009:** Missed 79 games after undergoing surgery to repair a labral tear in his right hip on April 17.
- 2008:** Finished third among AL third basemen with a .352 on-base pct. and fifth with a .786 OPS.
- Set a franchise record by drawing five walks (two intentional) on July 30, in a 10-inning win at Oakland.
- 2007:** Made his first career Opening Day roster...became the fourth Royal in franchise history to make his debut in the starting lineup on Opening Day, joining Joe Zdeb (1977), Michael Tucker (1995) and Mark Teahen (2005).
- His team-leading 36 doubles set a Royals rookie record, and his 55 extra-base hits fell one shy of tying Kevin Seitzer (1987) and Carlos Beltran's (1999) Royals rookie record.

ALL-STAR BATTING

YEAR	CLUB	SITE	AVG	AB	R	H	2B	3B	HR	RBI	SH	SF	HP	BB	SO	SB	CS	E
2013	AL	NYM	1.000	1	1	1	0	0	0	0	0	0	0	0	0	0	0	0
2014	AL	MIN																
2015	AL	CIN																
All Star Game Totals			1.000	1	1	1	0	0	0	0	0	0	0	0	0	0	0	0



POSTSEASON HIGHLIGHTS

- 👑 **2015:** Started all 16 games in left field, batting .241 with four doubles, two homers, six RBI and 10 runs scored... despite a .241 average, drew eight walks and a hit by pitch for a .349 on-base percentage.
- 👑 Has 10 career doubles in postseason play, good for second in Royals history, one shy of Hal McRae.
- 👑 Hit a game-tying home run in the ninth inning in Game 1 of the World Series off Mets' closer Jeurys Familia.
- 👑 Drove in the go-ahead run in Game 4 of the ALDS at Houston with a ground out as Kansas City rallied from a four-run deficit in the eighth inning.
- 👑 **2014:** Recorded 11 RBI during the postseason, which

ranked second to teammate Eric Hosmer (12)...his four stolen bases led all postseason participants and are tied for second most by a Royal in a single postseason.

- 👑 Had the go-ahead HR in the 10th inning in Game 1 of the ALCS at Camden Yards...also had a bases-clearing double in the game to match the Royals' postseason record with four RBI in the game, tying Jim Sundberg (Game 7 of 1985 ALCS) and Willie Aikens (Game 1 of 1980 World Series).
- 👑 Recorded three RBI in Game 3 of the ALDS, becoming the first player to drive in at least three runs in consecutive postseason games since Boston's Mike Lowell did it in the first two games of the 2007 ALCS.

MISCELLANEOUS NOTES

- 👑 Full name is **Alex Jonathan Gordon**...resides in Leawood, Kan., with his wife, Jamie, and children, Max, Sam and Joey.
- 👑 Drafted following his junior season at Nebraska, where he swept the collegiate baseball awards for College Player of the Year, the Golden Spikes Award, the Dick Howser Award, the Brooks Wallace Award and the ABCA Rawlings Player of the Year...also an *ESPY Award* Finalist for the Best Male College Athlete.
- 👑 Earned first-team All-America honors in his sophomore and junior seasons...hit .372 (94-253) in 72 games with 22 doubles, four triples, 19 home runs and 66 RBI as a junior
- 👑 Led Huskers to Big 12 regular season and tournament titles and the school's third College World Series appearance in 2005.
- 👑 Second two-time first-team All-American in Nebraska history and finished the season as the Big 12 leader (conference games) in walks and on-base percentage, while ranking third in HR, total bases and slugging percentage.
- 👑 Was the highest draft pick out of Nebraska since Darin Erstad was taken first overall in the 1995 draft.
- 👑 He was named the No. 1 college draft prospect by *Baseball America* as well as the second-best overall prospect, best pure collegiate hitter, the second-best collegiate five-tool talent, second-best collegiate power hitter, best collegiate strike-zone judgment and second-closest to the Majors among collegiate players.
- 👑 A member of 2004 U.S. National Team and helped Team USA to an 18-7 overall record, seeing a majority of his playing time at first base...hit .388 with four home runs, 12 RBI and 18 runs scored in 24 games.

- 👑 Named the top offensive player at FISU World University Baseball Championships, where he led all players with a .524 average.
- 👑 A two-time Gatorade Nebraska Player of the Year at Lincoln Southeast (Neb.) High School.
- 👑 His father (Mike, Nebraska), older brother (Eric, Nebraska-Omaha) and younger brothers (Brett and Derek, Park University) played college baseball, and his grandfather (Charlie) was the long-time coach at Lincoln Southeast.
- 👑 Participated in Royals Caravans, 2006-12 and in 2014... also participated in Royals FanFest, 2008-18.
- 👑 Provided funding for the Alex Gordon Training Complex at the University of Nebraska, which was completed in 2011.
- 👑 Tabbed the Royals' 2012 Roberto Clemente Award nominee...he and his wife have co-chaired the annual Royals Coat Drive, volunteered at the Johnson County Christmas Bureau, worked with Alex's Lemonade Stand charity and hosted the Playing for Pink Casino Night in Lincoln to benefit the Nebraska Diamond Dawgs Baseball Team and American Cancer Society.
- 👑 In 2014, became a charter member of the Taylor Hooton Foundation's "Advisory Board" of active Major-League players. The Hooton Foundation is widely acknowledged as the leader in the advocacy against the use of performance and appearance-enhancing drugs by the youth of America.
- 👑 Winner of the 2014 Hutch Award, given each year to a Major League player who best exemplifies the honor, courage and dedication of baseball great Fred Hutchinson, both in on-field achievements and off-the-field work.

POSTSEASON BATTING

YEAR	SERIES	CLUB VS. OPP	AVG	G	AB	R	H	2B	3B	HR	RBI	SH	SF	HP	BB	SO	SB	CS	E
2014	WC	KC vs. Oak	.000	1	5	0	0	0	0	0	0	0	0	0	1	2	1	0	0
	ALDS	KC vs. LAA	.300	3	10	2	3	2	0	4	0	0	0	0	3	2	2	0	0
	ALCS	KC vs. Bal	.250	4	12	1	3	1	0	1	5	0	0	0	2	2	7	0	0
	WS	KC vs. SF	.185	7	27	4	5	3	0	2	0	0	0	1	0	5	1	0	0
2015	ALDS	KC vs. HOU	.235	5	17	2	4	1	0	1	2	0	0	0	2	5	0	0	0
	ALCS	KC vs. TOR	.263	6	19	5	5	2	0	1	0	0	1	1	5	0	0	0	0
	WS	KC vs. NYM	.222	5	18	3	4	1	0	1	3	0	0	0	5	4	0	0	0
Division Series Totals			.259	8	27	4	7	3	0	1	6	0	0	0	5	7	2	0	0
Championship Series Totals			.258	10	31	6	8	3	0	1	6	0	0	3	3	12	0	0	0
World Series Totals			.200	12	45	7	9	4	0	1	5	0	0	1	5	9	1	0	0
Postseason Totals			.222	31	108	17	24	10	0	3	17	0	0	4	14	30	4	0	0



CAREER BATTING

Table with columns: YEAR, CLUB, AVG, G, AB, R, H, 2B, 3B, HR, RBI, SAC, SF, HP, BB, SO, SB, CS, OBP, SLG, F. Rows include years 2006-2017 and Major League Totals.

*-Led League; @-Minor League Injury Rehab

CAREER TRANSACTIONS

- 2005 Selected by the Kansas City Royals in the first round (second) of the First-Year Player Draft...signed by Phil Huttman
2008 Placed on 15-day disabled list (torn right hip flexor muscle), Aug. 22...reinstated Sept. 12
2009 Placed on 15-day disabled list (surgery to repair tear in right hip), April 16...reinstated July 16
2010 Placed on 15-day disabled list (right thumb fracture), March 26...reinstated April 17
2015 Placed on 15-day disabled list (left groin strain), July 9...reinstated Sept. 1
2016 Signed by the Kansas City Royals as a Major League free agent, Jan. 6
Placed on 15-day disabled list (fractured right wrist), May 23...reinstated June 25

HOME RUN INFORMATION

- MULTI-HOMER GAMES (4)
Sept. 2, 2007 @ MIN (2)
Aug. 11, 2012 @ BAL (2)
May 18, 2014 vs. BAL (2)
Aug. 20, 2016 vs. MIN (2)

GRAND SLAMS (3)

- April 25, 2013 @ DET (Downs)
July 2, 2013 vs. CLE (Kluber)
Aug. 18, 2016 vs. MIN (Duffey)

WALK-OFF (2)

- July 30, 2010 vs. BAL (Simon)
Aug. 26, 2014 vs. MIN (Perkins)

PINCH-HIT (1)

- Aug. 8, 2010 @ SEA (Aardsma)

LEADOFF (14)

- May 30, 2011 vs. LAA (Santana)
June 21, 2011 vs. ARI (Saunders)
Aug. 29, 2011 @ DET (Scherzer)
Sept. 9, 2011 @ SEA (Beavan)
Sept. 20, 2011 vs. DET (Penny)
June 12, 2012 vs. MIL (Greinke)
Aug. 2, 2012 vs. CLE (Kluber)
Aug. 9, 2012 @ BAL (Chen)
Aug. 11, 2012 @ BAL (Tillman)
June 26, 2013 vs. ATL (Minor)
Aug. 25, 2013 vs. WAS (Haren)
Sept. 3, 2013 vs. SEA (Ramirez)
Sept. 11, 2013 @ CLE (Kazmir)
Sept. 14, 2015 @ CLE (Carrasco)

CAREER FIELDING

Table with columns: Position, Pct., G, TC, PO, A, E, DP. Rows include First Base, Third Base, Shortstop, Outfield.

SINGLE GAME BESTS

HITS
4 (11x) Last: July 2, 2015 vs. TB (G2)

DOUBLES
3 July 27, 2011 @ BOS
2 (18x) Last: Sept. 25, 2016 @ DET

RBI
6 May 18, 2014 vs. BAL
4 (9x) Last: Aug. 18, 2016 vs. MIN

RUNS
4 (2x) Last: Aug. 23, 2013 vs. WAS

STOLEN BASES
2 (5x) Last: July 22, 2017 vs. CWS

HITTING STREAKS
19 April 3-26, 2011
14 June 11-27, 2011
12 April 3-16, 2013
Aug. 20-Sept. 27, 2008
11 Aug. 9-20, 2016

WALK-OFF RBI (6)

- July 30, 2010 vs. Baltimore (3-run homer off Simon; 9th)
June 26, 2013 vs. Atlanta, (single off Wood; 10th)
April 14, 2013 vs. Toronto, (single off Oliver; 9th)
Aug. 26, 2014 vs. Minnesota, (2-run homer off Perkins; 9th)
May 5, 2013 vs. Chicago White Sox, (single off Omogrosso; 10th)
July 19, 2017 vs. Detroit, (sac fly off J. Wilson; 9th)



#32 JESSE HAHN

RIGHT-HANDED PITCHER

BATS RIGHT	THROWS RIGHT	HEIGHT 6-4	WEIGHT 215
BORN: JULY 30, 1989 28		ACQUIRED: TRADE WITH OAKLAND JAN. 29, 2018	
RESIDES: GROTON, CONN.		MAJOR LEAGUE SERVICE: 2 YEARS, 67 DAYS	

2017 SEASON

- Went 1-2 despite a 2.74 ERA (13 ER in 42.2 IP) over his first seven appearances (six starts), including a loss at Kauffman Stadium on April 13 with Oakland, in which he allowed three runs on six hits in 6.0 innings, with a season-high seven strikeouts.
- Allowed nine runs (eight earned) over his next two starts (7.0 IP) before being placed on the 10-day DL on May 27 with a strained right triceps.
- Made one rehab start at Stockton (A), before returning to Oakland on June 6...held Toronto to one unearned run over 6.0 innings in a 4-1 win the same day, but went 1-2 with a 12.86 ERA (20 ER in 14.0 IP) over his next four starts.
- Optioned to Nashville (AAA) on July 2, where he went 2-0 with a 4.32 ERA (12 ER in 25.0 IP) in six appearances (five starts) to end the season.
- Recorded 8.0 shutout innings on April 25 at the Angels, allowing just one hit and two walks, but got the no-decision in a 2-1 A's loss in 11 innings...became first A's pitcher to get a no decision despite throwing at least 8.0 scoreless innings and one or zero hits.
- Held opponents to just four home runs in 69.2 big league innings...no AL pitcher allowed fewer HR in more innings...had a streak of 49.2 consecutive innings in the Majors without allowing a HR, from the sixth inning on April 19 through the first inning on June 22.

HONORS AND AWARDS

- First MLB win: June 14, 2014 at New York Mets
- 2013 Florida State League midseason All-Star

CAREER HIGHLIGHTS

- 2016: Had four stints in Oakland, where he went 2-4 with a 6.02 ERA (31 ER in 46.1 IP) in nine starts.
- Started the season at Nashville (AAA), where he posted a 2.04 ERA (4 ER in 17.2 IP) through four starts, leading to his first recall.
- Recorded 6.2 shutout innings in a 2-0 win vs. Houston on April 30, combining with John Axford and Ryan Madson on a four-hit shutout.
- Lost his last eight decisions of the season over 14 starts between Oakland and Nashville, posting a 6.67 ERA (44 ER in 59.1 IP)...during that stretch, he lost despite allowing just one run in 6.0 innings on July 7 vs. New Orleans, and took a no-decision despite throwing 7.2 innings of one-run ball on July 24 vs. Tampa Bay.
- Placed on 10-day DL on Aug. 5 with a strained right shoulder...made two rehab starts in Nashville and was reinstated and optioned on Sept. 2.
- 2015: Made Oakland's Opening Day roster for the first time in his career, but made just 16 starts due to injury.
- Went 1-4 with a 4.43 ERA (22 ER in 44.2 IP) in his first eight starts through May 20.
- Threw a four-hit shutout in his next start, a 4-0 win vs. Detroit on May 25, becoming the first A's pitcher to record a shutout on Memorial Day since Dick Fowler and Joe Coleman did it both ends of a 1947 doubleheader vs. New York...according to *Elias*, he was the first A's pitcher to record a shutout in a game in which his team made at least three errors since Diego Segui did it for the Kansas City A's on June 15, 1965 vs. California.
- Went 5-2 with a 2.42 ERA (14 ER in 52.0 IP) over his final eight starts, before being placed on the 15-day DL on July 11 (retroactive to July 6) with a right forearm strain and missed the remainder of the season.
- Held opponents to just five HR in 96.2 innings (0.47 HR/9), best in the AL (min. 90.0 IP)...using the same minimum, he also ranked third in the AL in opponents' slugging percentage (.324) and fifth in OPS (.623).
- Opponents reached base on error a Major League leading 14 times in just 16 starts.
- 2014: Made his Major League debut with San Diego, going 7-4 with a 3.07 ERA (25 ER in 73.1 IP) in 14 appearances (12 starts)...his seven wins tied for third among NL rookies, trailing only Jacob deGrom and Chase Anderson (nine each).
- Hadn't pitched above High-A before the season started, but went 2-1 with a 2.20 ERA (8 ER in 32.2 IP) in his first 10 appearances (seven starts) at San Antonio (AA) to begin the season, before making his Major League debut on June 3 vs. San Diego.
- Optioned to San Antonio following his big league debut—a 4-1 loss—but returned after just one start in Double-A.
- Went 5-1 with a 1.46 ERA (6 ER in 37.0 IP) and 42 strikeouts (10.2 K/9) over his next six starts with San Diego, including 6.0 shutout innings of one-hit ball on June 14 at New York to earn his first big league win...also got his first Major League hit in that game, a fourth-inning single off Zack Wheeler.
- Recorded a career-high nine strikeouts in 5.0 scoreless innings on June 30 vs. Cincinnati, including a stretch of seven consecutive outs recorded via strikeout, becoming the first Padres rookie to record seven consecutive outs via strikeout since at least 1974.
- His 36 strikeouts through his first five career games (June 3-30) were most by any Padres player to begin a career...according to *STATS*, his 36 strikeouts tied for eighth most since 1914 by a NL pitcher through his first five career games.



JESSE HAHN (CONT.)

- Went 3-1 with a .172 opponents' average (15-for-87) and .230 slugging percentage in four July starts with San Diego, the lowest marks in franchise history during the month of July.
- Earned seven wins through his first nine starts in the Majors, most in Padres history and tied for the third most by a Major League pitcher since 1914, behind only Boston's Boo Ferriss in 1945 and the White Sox John Whitehead in 1935, both of which had eight wins through nine career starts.
- Had a 55.0-inning homerless streak from June 14 to Aug. 5, the fourth-longest homerless streak by a rookie in Padres history.
- Following the 2014 season, was acquired by Oakland with RHP R.J. Alvarez from San Diego in exchange for RHP Seth Streich and C Derek Norris.
- Minors:** In 2013, earned Florida State League midseason honors, going 2-1 with a 2.15 ERA (16 ER in 67.0 IP) and .218 opponents' average in 19 starts with Charlotte (A), including a 0.68 ERA (3 ER in 40.0 IP) in his first 12 starts through June 8.
- Allowed just one HR in 69.0 innings, a solo shot in an

8-1 win at Clearwater on July 14...the HR was the first allowed of his career, snapping a career-opening 30-start, 112.0-inning, 455-batter homerless streak.

- Placed on the DL on July 22 with a strained right rotator cuff...made one rehab start in the GCL and was reinstated on Aug. 31.
- Following the 2013 season, was acquired by San Diego with LHP Alex Torres from Tampa Bay in exchange for RHP Matt Andriese, Brad Boxberger, RHP Matt Lollis, INF Logan Forsythe and INF Maxx Tissenbaum.
- In 2012, went 2-2 with a 2.77 ERA (16 ER in 52.0 IP) in 14 starts in his pro debut with Hudson Valley (A).
- Had three consecutive starts from Aug. 16-26 in which he recorded 5.0 shutout innings and allowed just one hit... named New York-Penn League Pitcher of the Week for back-to-back weeks ending Aug. 19 and Aug. 26.
- In 2011, missed the entire season while recovering from Tommy John surgery, which was performed by Dr. James Andrews in 2010.

MISCELLANEOUS NOTES

- Jesse Allen Hahn resides in Groton, Conn.
- Graduated from Fitch High School (Conn.), where he also played basketball for two years and football for one...in 40.0 innings pitched as a senior, went 5-1 with 65 strikeouts (14.6 K/9) and just six walks, with one no-hitter and three one-hitters...set a state record by posting a 0.17 ERA (min.

35.0 IP)...earned Pitcher of the Year, all-state, all-area and All-Eastern Connecticut Conference honors.

- Attended Virginia Tech University before being selected by the Tampa Bay Rays in the sixth round of the 2010 First-Year Player Draft.

CAREER PITCHING

YEAR	CLUB	W-L	ERA	G	GS	CG	SHO	SV	IP	H	R	ER	HR	HB	BB	SO	WP	BK	AVG
2012	Hudson Valley	2-2	2.77	14	14	0	0	0	52.0	38	18	16	0	2	15	55	2	0	.199
2013	Charlotte	2-1	2.15	19	19	0	0	0	67.0	55	20	16	1	3	18	63	8	0	.218
	GCL Rays@	0-0	0.00	1	1	0	0	0	2.0	4	1	0	0	0	0	4	0	0	.364
2014	San Antonio	2-1	1.91	13	10	0	0	0	42.1	34	13	9	1	1	15	38	0	1	.221
	SAN DIEGO	7-4	3.07	14	12	0	0	0	73.1	57	26	25	4	4	32	70	4	0	.214
2015	OAKLAND	6-6	3.35	16	16	1	1	0	96.2	88	46	36	5	8	25	64	7	0	.238
2016	OAKLAND	2-4	6.02	9	9	0	0	0	46.1	57	32	31	8	0	19	23	2	0	.313
	Nashville	1-7	4.32	15	15	0	0	0	66.2	72	36	32	4	3	34	46	3	0	.276
2017	OAKLAND	3-6	5.30	14	13	0	0	0	69.2	78	46	41	4	3	27	55	2	0	.283
	Stockton@	0-0	3.38	1	1	0	0	0	5.1	4	2	2	1	0	1	4	1	0	.211
	Nashville	2-0	4.32	6	5	0	0	0	25.0	28	14	12	1	0	14	18	4	0	.289
Minor League Totals		9-11	3.01	69	65	0	0	0	260.1	235	104	87	8	9	97	228	18	1	.239
Major League Totals		18-20	4.19	53	50	1	1	0	286.0	280	150	133	21	15	103	212	15	0	.256

@ - Minor League Injury Rehab

CAREER TRANSACTIONS

- 2010 Selected by the Tampa Bay Rays in the sixth round of the First-Year Player Draft...signed by Lou Wieben (Rays)
- 2014 Acquired by the San Diego Padres with RHP Alex Torres from Tampa Bay in exchange for RHP Matt Andriese, RHP Brad Boxberger, RHP Matt Lollis, INF Logan Forsythe and INF Maxx Tissenbaum, Jan. 22
Acquired by the Oakland Athletics with RHP R.J. Alvarez from San Diego in exchange for RHP Seth Streich and C Derek Norris
- 2015 Placed on the 15-day disabled list (right forearm strain), July 11...transferred to the 60-day DL, Sept. 1...reinstated, Nov. 3
- 2016 Placed on the 15-day disabled list (strained right shoulder), Aug. 5...reinstated, Sept. 1
- 2017 Placed on the 10-day disabled list (strained right triceps), May 27...reinstated, June 6
- 2018 Acquired by the Kansas City Royals with RHP Heath Fillmyer from Oakland in exchange for LHP Ryan Buchter, INF/OF Brandon Moss and cash considerations

CAREER BATTING/FIELDING

	Avg.	AB	H	HR	RBI	Position	Pct.	G	TC	PO	A	E	DP
MLB Totals	.077	26	2	0	1	Pitcher	.954	53	65	16	46	3	2

SINGLE GAME BESTS

STRIKEOUTS

- 9 June 30, 2014 vs. CIN
- 8 June 24, 2014 @ SF

INNINGS PITCHED

- 9.0 May 25, 2015 vs. DET (CG)
- 8.0 April 25, 2017 @ LAA

COMPLETE GAME/SHUTOUT

May 25, 2015 vs. Detroit

WINNING STREAK

4 June 14-30, 2014



#39 JASON HAMMEL

RIGHT-HANDED PITCHER

BATS RIGHT	THROWS RIGHT	HEIGHT 6-6	WEIGHT 225
BORN: SEPT. 2, 1982 35		SIGNED: MAJOR LEAGUE FREE AGENT FEB. 8, 2017	
RESIDES: CHICAGO, ILL.		MAJOR LEAGUE SERVICE: 10 YEARS, 153 DAYS	

2017 SEASON

- Set a career high with 32 starts and 180.1 innings, going 8-13 with a 5.29 ERA.
- One of five pitchers age 34 or older who made at least 32 starts, joining: Justin Verlander, Ervin Santana, Ricky Nolasco and teammate Jason Vargas.
- His eight wins were his fewest since 2013, when he went 7-8 in 26 appearances (23 starts) with Baltimore.
- The Royals scored just 86 runs in his 180.1 innings, a 4.29 run support average, second-lowest in the American League among 23 qualified pitchers.
- Went 1-6 with a 6.18 ERA (35 ER in 51.0 IP) and .306 opponents' average (64-for-209) in his first 10 starts through the end of May (Royals went 1-9 in those starts).
- Posted a 4-2 mark with a 3.69 ERA (28 ER in 68.1 IP) and .244 opponents' average (66-for-271) through his next 11 starts in June and July (Royals went 6-5).
- After issuing 23 walks through his first 51.0 innings over 10 starts (4.06 BB/9), he issued just 25 in his last 129.1 innings over 22 starts (1.74 BB/9), the third-lowest walk rate in the Majors from June 1 through the end of the season, trailing only Corey Kluber (1.24) and Jeff Samardzija (1.39).
- Issued one walk or less in nine consecutive starts from July 19-Sept. 1, the longest streak within one season in Royals history.
- Walked two hitters or fewer in each of his last 15 starts, the longest streak by a Royals right hander within one season since Zack Greinke (also 15) in 2004.
- Went 5-2 with a 3.96 ERA (23 ER in 52.1 IP) in eight starts vs. American League division winners Boston, Cleveland and Houston...went 3-11 with a 5.84 ERA (83 ER in 128.0 IP) in 24 starts vs. all other teams.
- Had a 1-1 record with a 2.66 ERA (7 ER in 23.2 IP) in four Interleague starts.
- Posted a 2.53 ERA (9 ER in 32.0 IP) in the first inning, seventh best in the Majors (min. 30 starts).
- Held opponents to a .259 average (119-for-460) through his first 60 pitches, but they hit .325 (90-for-277) after that.
- Held opponents to a .226 average (35-for-155) with runners in scoring position, sixth best in the American League...opponents hit just .197 (24-for-122) with RISP in his first 28 starts, but .333 (11-for-33) in his last four.
- Retired the first 16 batters on Aug. 26 at Cleveland...after recording the first out in the sixth, he allowed six of the next 10 batters to reach, including three home runs.
- Allowed 20 stolen bases in 23 attempts (87.0%)...the number of steals and rate were both second most in the American League.

HONORS AND AWARDS

- First MLB save: Sept. 10, 2008 @ Boston
- First MLB win: June 18, 2007 @ Arizona
- 2005 Southern League midseason All-Star
- 2005 Tampa Bay Rays Minor League Pitcher of the Year
- 2004 Bakersfield Pitcher of the Year

CAREER HIGHLIGHTS

- He's one of nine pitchers to record at least 20 starts in each of the last nine seasons (since 2009).
- Signed a two-year free agent contract with the Royals on Feb. 8, 2017, with a mutual option for 2019.
- 2016:** Won a career-high 15 games in 30 starts with the Cubs, five more than his previous career high, which he's done four other times (2009, 2010, 2014, 2015).
- Went 10-2 with a 2.42 ERA (23 ER in 85.2 IP) in 15 starts at home...his home ERA ranked sixth in the Majors and his .191 opponents' average at home ranked fourth.
- Posted a 6-0 record with a 0.95 ERA (4 ER in 38.0 IP) in his first six starts after the All-Star break, marking the first time in his career he's won six consecutive starts...allowed two-or-fewer runs in seven straight starts from July 7-Aug. 16.
- Recorded 22.0 consecutive scoreless innings from July 27-Aug. 16, just shy of his career-best streak of 28.1 consecutive scoreless innings from June 1-24, 2010.
- Issued two-or-fewer walks in 13 straight starts from May 30-Aug. 10, the third-longest streak of his career (15 starts, July 14-Sept. 27, 2017, 14 starts, April 22-July 4, 2014).
- 45.5 percent of his runs allowed (35 of 77) came in four starts: July 1 at New York Mets (10 runs), Aug. 21 at Colorado (10), Sept. 6 at Milwaukee (nine) and Sept. 24 vs. St. Louis (six)...had a 2.44 ERA (41 ER in 151.1 IP) in his other 26 starts.
- Posted a 0.75 ERA (2 ER in 24.0 IP) through his first four starts...according to *Elias*, it was the second-best ERA by a Cubs starter through the first four starts since 1920, trailing only Steve Stone (0.51 ERA in 1976).
- 2015:** Went 10-7 with a 3.74 ERA (71 ER in 170.2 IP) in a career-high 31 starts for the Cubs, reaching 10 wins for the second straight season and fourth time overall...struck out a career-high 172 batters and issued just 40 walks (4.3 K/BB).
- Went 5-4 with a 2.86 ERA (33 ER in 103.2 IP) in 17 starts prior to the All-Star break, but was 5-3 with a 5.10 ERA (38 ER in 67.0 IP) in 14 outings after the break.
- Hit safely in each of his first three starts, including a 2-for-3 game in his first outing of the season, April 11 at Colorado.



JASON HAMMEL (CONT.)

- Allowed five or fewer hits in a career-best eight-straight starts, April 27- June 6.
- Faced 86 consecutive batters without issuing a walk over four starts prior to walking Aramis Ramirez on May 3 vs. Milwaukee.
- Struck out a career-high 11 batters on June 1 at Miami... allowed one run in 6.2 innings, becoming just the fourth Cubs pitcher since 1985 to strike out at least 11 and walk none in a road start.
- Recorded his 1,000th career strikeout on Aug. 12 vs. Milwaukee, fanning Shane Peterson in the sixth.
- 2014:** Signed with Chicago in February and started 17 games for the Cubs before being traded to Oakland with RHP Jeff Samardzija on July 5 for RHP Dan Straily, INF Addison Russell, OF Billy McKinney and cash considerations.
- In his 17 starts with the Cubs, pitched to a 2.98 ERA (36 ER in 108.2 IP) with 104 strikeouts and 23 walks...went 2-6 with a 4.26 ERA (32 ER in 67.2 IP) in 13 outings (12 starts) with Oakland.
- Posted a 3.47 ERA (68 ER in 176.1 IP) in 30 games combined with the Cubs and Athletics, his second-lowest full season ERA (Baltimore 2012, 3.43 ERA).
- 2013:** Went 7-8 with a 4.97 ERA (77 ER in 139.1 IP) in 26 games (23 starts) with Baltimore despite missing over a month with a forearm injury.
- Began the season 4-1 with a 3.79 ERA (15 ER in 35.2 IP) in six April starts, but went 3-7 with a 5.38 ERA (62 ER in 103.2 IP) the rest of the year.
- 2012:** Went 8-6 with a 3.43 ERA (45 ER in 118.0 IP) and 113 strikeouts in 20 starts, his first season with Baltimore...helped the Orioles to their first postseason appearance since 1997.
- Acquired from Colorado with RHP Matt Lindstrom for RHP Jeremy Guthrie on Feb. 6.
- Carried a no-hitter into the eighth inning in his Orioles debut, April 8 vs. Minnesota, before allowing consecutive doubles to Justin Morneau and Josh Willingham.
- Allowed two runs or fewer in each of his first six starts, joining Jay Tibbs (May 24-June 21, 1989) and Jim Palmer (April 7-May 4, 1977) as the only pitchers in club history to do that.
- Pitched the 33rd one-hitter in Orioles franchise history, June 16 at Atlanta, allowing just a two-out, seventh inning single to Jason Heyward.
- Placed on 15-day DL from July 14-Sept. 6, after undergoing arthroscopic surgery on his right knee.
- A finalist for the MLB Fan Vote for the last All-Star spot in the American League.
- 2011:** Tossed at least 170.0 innings for the third straight season, going 7-13 with a 4.76 ERA (90 ER in 170.1 IP) in 32 games (27 starts) in his final season with the Rockies.
- Began the season by going 3-1 with a 3.23 ERA (11 ER/30.2 IP) in five April starts.
- Earned his first save since 2008 on Sept. 11 vs. Cincinnati, recording 4.0 innings while allowing one run on two hits.
- 2010:** Posted double-digit wins for the second straight year, going 10-9 with a 4.81 ERA (95 ER in 177.2 IP) and 141 strikeouts in 30 starts with the Rockies.
- Recorded a career-high 28.1-inning scoreless streak from June 1-24, the third-longest scoreless streak in the NL that season, and the second longest by a Rockies starting pitcher in franchise history (Ubaldo Jimenez 33.0 innings, 2010).
- Was on the 15-day DL from April 27-May 15 with a strained right groin...went 10-7 with a 4.30 ERA (76 ER in 159.0 IP) in 26 starts after being reinstated.
- 2009:** Posted a 10-8 record with a 4.33 ERA (85 ER in 176.2 IP) and 133 strikeouts in 34 games (30 starts) in his first full season with Colorado...helped Rockies earn their third postseason appearance.
- Acquired by Colorado from Tampa Bay on April 5, for RHP Aneury Rodriguez.
- Issued a team-low (among starters) 2.14 walks per 9.0 innings pitched (42 BB in 176.2 IP).
- Finished June 4-0 with a 3.41 ERA (12 ER in 31.2 IP), the only National League pitcher to have at least four wins with no losses during the month.
- Tossed his first-career complete game on July 1 vs. the Dodgers, but took the loss despite allowing just one run on five hits in 8.0 innings.
- 2008:** Finished 4-4 with a 4.60 ERA (40 ER in 78.1 IP) and 44 strikeouts in 40 games (five starts) with Tampa Bay.
- Opened the year as the Rays' fifth starter, before being moved to the bullpen in May...went 2-2 with a 4.88 ERA (15 ER in 27.2 IP) as a starter.
- Tossed 2.0 innings or more in nine of his 35 relief appearances, including four 3.0-inning outings.
- Earned his first-career save Sept. 10 at Boston, tossing a scoreless 14th inning in Tampa Bay's 4-2 win.
- 2007:** Began the season at Durham (AAA) before earning a July promotion to the Majors on June 12.
- Had a career-high 6.2 relief innings in his first outing, June 13 vs. San Diego, recording a season-high eight strikeouts.
- Earned his first Major League win on June 18 at Arizona, tossing 2.1 scoreless innings of relief.
- Winless in his first 18 Major League starts, the longest such stretch to start a career since Oakland's Mike Mohler was winless in all 20 of his career starts from 1993 to 1997.
- 2006:** Made his big league debut on April 11 vs. Baltimore, allowing seven runs on eight hits in 3.1 innings of work... went 0-6 with a 7.77 ERA (38 ER in 44.0 IP) in nine starts.
- While at Durham, combined with Juan Salas to toss the first-ever no-hitter in Bulls' Triple-A history and just the second ever at Durham Bulls Athletic Park, July 16 against Columbus.
- Minors:** Named the Tampa Bay Rays' Minor League Pitcher of the Year in 2005, going 11-4 with a 3.24 ERA (49 ER in 136.0 IP) and 124 strikeouts in 22 starts between Montgomery (AA) and Durham (AAA).
- Recorded the first-ever 9.0-inning complete game in Montgomery's history, July 4 vs. Mississippi.

POSTSEASON HIGHLIGHTS

- 2015:** Made two starts, going 0-1 with a 14.54 ERA (7 ER in 4.1 IP), taking the loss in Game 4 of the NLCS vs. New York...got the no-decision in the Cubs' 6-4 win in Game 4 of the NLDS.
- 2014:** Faced one batter in the Wild Card Game at Kauffman Stadium, allowing the game-winning hit to Salvador Perez in the bottom of the 12th inning.
- 2012:** Made two starts in the ALDS vs. the Yankees, going 0-1 with a 3.18 ERA (4 ER in 11.1 IP)...allowed two earned runs on four hits in 5.2 innings in each start (Games 1 and 5).
- 2009:** Made his postseason debut in Game 3 vs. Philadelphia at Coors Field...didn't factor into the decision, allowing four runs on four hits in 3.2 innings in a 6-5 loss.



MISCELLANEOUS NOTES

Jason Aaron Hammel resides in Chicago, Ill., with his wife, Elissa and children, Beckett and Colby.

Attended Treasure Valley Community College in Ontario, Ore....graduated from South Kitsap High School in Port Orchard, Wash.

CAREER PITCHING

YEAR	CLUB	W-L	ERA	G	GS	CG	SHO	SV	IP	H	R	ER	HR	HB	BB	SO	WP	BK	AVG
2002	Princeton	0-0	0.00	2	0	0	0	1	5.1	7	0	0	0	0	0	5	0	0	.318
	Hudson Valley	1-5	5.23	13	10	0	0	1	51.2	71	41	30	0	4	14	38	3	2	.314
2003	Charleston	6-2	3.40	14	12	1	0	0	76.2	70	32	29	2	2	27	50	4	1	.246
2004	Charleston	4-7	3.23	18	18	0	0	0	94.2	94	54	34	7	2	27	88	8	0	.257
	Bakersfield	6-2	1.89	11	11	0	0	0	71.1	52	18	15	4	4	20	65	3	0	.211
2005	Montgomery	8-2	2.66	12	12	3	0	0	81.1	70	26	24	5	2	19	76	2	1	.235
	Durham	3-2	4.12	10	10	0	0	0	54.2	57	31	25	8	3	27	48	4	0	.264
2006	Durham	5-9	4.23	24	24	1	0	0	127.2	133	71	60	11	7	36	117	5	1	.270
	TAMPA BAY	0-6	7.77	9	9	0	0	0	44.0	61	38	38	7	1	21	32	3	2	.333
2007	Durham	4-5	3.42	13	13	2	1	0	76.1	61	29	29	3	4	28	75	7	2	.216
	TAMPA BAY	3-5	6.14	24	14	0	0	0	85.0	100	58	58	12	2	40	64	3	0	.294
2008	TAMPA BAY	4-4	4.60	40	5	0	0	2	78.1	83	45	40	11	2	35	44	7	0	.272
2009	COLORADO	10-8	4.33	34	30	1	0	0	176.2	203	94	85	17	9	42	133	4	0	.290
2010	COLORADO	10-9	4.81	30	30	0	0	0	177.2	201	97	95	18	6	47	141	13	2	.287
	Colorado Springs@	1-0	5.14	1	1	0	0	0	7.0	9	4	4	1	0	1	6	0	0	.333
2011	COLORADO	7-13	4.76	32	27	0	0	1	170.1	175	100	90	21	6	68	94	8	1	.270
2012	BALTIMORE	8-6	3.43	20	20	1	1	0	118.0	104	48	45	9	2	42	113	3	0	.234
	Frederick@	1-0	0.00	1	1	0	0	0	5.0	3	0	0	0	0	1	7	0	0	.158
2013	BALTIMORE	7-8	4.97	26	23	0	0	1	139.1	155	81	77	22	8	48	96	1	0	.284
	Bowie@	0-0	0.00	1	1	0	0	0	2.2	3	0	0	0	2	0	3	0	0	.273
	Aberdeen@	0-0	2.25	1	1	0	0	0	4.0	3	1	1	0	0	1	2	0	0	.200
2014	CHICAGO (NL)	8-5	2.98	17	17	0	0	0	108.2	88	36	36	10	5	23	104	4	0	.222
	OAKLAND	2-6	4.26	13	12	0	0	0	67.2	66	34	32	13	3	21	54	2	0	.254
2015	CHICAGO (NL)	10-7	3.74	31	31	0	0	0	170.2	158	79	71	23	6	40	172	10	0	.242
2016	CHICAGO (NL)	15-10	3.83	30	30	0	0	0	166.2	148	77	71	25	9	53	144	9	0	.239
2017	KANSAS CITY	8-13	5.29	32	32	0	0	0	180.1	209	109	106	26	9	48	145	7	1	.284
Minor League Totals		39-34	3.43	121	114	7	1	2	658.1	633	307	251	41	30	201	580	36	7	.252
Major League Totals		92-100	4.51	338	280	2	1	4	1683.1	1751	896	844	214	68	528	1336	74	6	.268

@ - Minor League Injury Rehab

CAREER TRANSACTIONS

- 2002 Selected by the Tampa Bay Rays in the 10th round of the First-Year Player draft...signed by Paul Kirsch
- 2009 Acquired by the Colorado Rockies in exchange for RHP Aneury Rodriguez, April 5
- 2010 Placed on the 15-day DL (strained right groin), April 27...reinstated, May 15
- 2012 Acquired by the Baltimore Orioles from Lindstrom in exchange for RHP Jeremy Guthrie, Feb. 6
Placed on the 15-day DL (right knee arthroscopic surgery), July 14...reinstated, Sept. 6
- 2013 Placed on the 15-day DL (right forearm tenderness), July 29...reinstated, Sept. 5
- 2014 Signed by the Chicago Cubs as a Major League free agent, Feb. 13
Acquired by the Oakland Athletics with RHP Jeff Samardzija in exchange for INF Addison Russell, OF Billy McKinney, RHP Dan Straily and a cash consideration, July 5
Signed by the Chicago Cubs as a Major League free agent, Dec. 12
- 2016 Signed by the Kansas City Royals as a Major League free agent, Feb. 8

POSTSEASON PITCHING

YEAR	SERIES	VS. OPP	W-L	ERA	G	GS	CG	SHO	SV	IP	H	R	ER	HR	HB	BB	SO
2009	NLDS	vs. PHI	0-0	9.82	1	1	0	0	0	3.2	4	4	4	1	0	3	5
2012	ALDS	vs. NYY	0-1	3.18	2	2	0	0	0	11.1	8	4	4	0	0	6	11
2014	WC	vs. KC	0-0	0.00	1	0	0	0	0	0.0	1	0	0	0	0	0	0
2015	NLDS	vs. STL	0-0	6.00	1	1	0	0	0	3.0	3	2	2	1	0	3	2
	NLCS	vs. NYM	0-1	33.75	1	1	0	0	0	1.1	4	5	5	2	1	2	1
Division Series Totals			0-1	5.00	4	4	0	0	0	18.0	15	10	10	2	0	12	18
Postseason Totals			0-2	6.98	6	5	0	0	0	19.1	20	15	15	4	1	14	19

CAREER BATTING/FIELDING

	Avg.	AB	H	HR	RBI	Position	Pct.	G	TC	PO	A	E	DP
MLB Totals	.152	341	52	1	21	Pitcher	.968	164	95	34	58	3	3

SINGLE GAME BESTS

STRIKEOUTS (STARTER)

- 11 June 1, 2015 @ MIA
- 10 (3x) June 22, 2012 vs. WAS
April 19, 2012 @ CWS
July 16, 2010 @ CIN

STRIKEOUTS (RELIEVER)

- 8 June 13, 2007 vs. SD

INNINGS PITCHED (STARTER)

- 9.0 June 16, 2012 @ ATL
- 8.0 (9x) Last: June 6, 2015 @ WAS

INNINGS PITCHED (RELIEVER)

- 6.2 June 13, 2007 vs. SD
- 4.0 Sept. 11, 2011 vs. CIN

WINNING STREAK

- 6 (3x) July 16-Aug. 16, 2016
Oct. 1, 2015-May 13, 2016
May 27-July 10, 2010

COMPLETE GAMES

- June 16, 2012 at ATL (9.0)
July 1, 2009 at LAD (8.0)



KELVIN HERRERA



#40 KELVIN HERRERA

RIGHT-HANDED PITCHER

BATS
RIGHT

THROWS
RIGHT

HEIGHT
5-10

WEIGHT
205

BORN: DEC. 31, 1989 | 28

SIGNED: NON-DRAFTED FREE AGENT | DEC. 18, 2006

RESIDES: TENARES, D.R.

MAJOR LEAGUE SERVICE: 5 YEARS, 157 DAYS

2017 SEASON

- Recorded a career-high 26 saves in 31 opportunities.
- Made just 64 appearances and recorded 59.1 innings, both his fewest since 2013 (59 appearances, 58.1 IP).
- Earned three wins, recording scoreless ninth innings ahead of walk-off wins on April 16 vs. the Angels, July 16 vs. Texas and July 23 vs. the White Sox.
- The Royals scored a total of six runs in his 59.1 innings on the mound, a 0.91 run support average, third lowest among Major League relievers.
- Blew his first save opportunity of the season on April 9 at Houston, allowing a game-tying solo home run in the ninth inning to Jake Marisnick.
- Converted 26 of his next 28 save opportunities (92.9%) from April 13-Aug. 16, the best percentage in the American League during that four-month stretch.
- Three weeks passed before his next save opportunity on Sept. 7 vs. Minnesota, when he allowed three runs on three hits and two walks, turning in a 2-1 ninth-inning lead into a 4-2 loss.
- Removed from one-run game with two outs in the ninth inning on Aug. 22 vs. Colorado with right forearm tightness.
- Allowed nine runs (seven earned) in 4.2 innings (13.50 ERA) during a six-appearance stretch from Sept. 1-20, including two unearned runs on Sept. 1, when he exited

with a right forearm strain.

- Removed from closer's role on Sept. 8...finished the season with 5.0 scoreless innings over his last five appearances, and retired 17 of the last 19 batters he faced.
- Allowed seven home runs through 24.1 innings (2.59 HR/9) over his first 25 appearances, but allowed just two HR in 35.0 innings (0.51 HR/9) over his last 39 outings.
- Had a 3.27 ERA (12 ER in 33.0 IP) in 35 save situations and a 5.47 ERA (16 ER in 26.1 IP) in 29 non-save situations.
- Had a 1.78 ERA (5 ER in 25.1 IP) in 27 road appearances, the eighth-best road ERA in the AL (min. 25.0 IP).
- Ranked second in the Majors with nine saves in May, trailing only Alex Colome (10).
- Saved all three games of a sweep vs. Baltimore from May 12-14, becoming the sixth Royal (12th time) to save all three games of a series and the first since Joakim Soria from July 3-5, 2010 at Seattle.
- Recorded a two-out, two-pitch save on June 18 at the Angels...inherited a two-on, one-out jam in the ninth before inducing a game-ending double play by Albert Pujols on his second pitch, becoming just the third Royal (fourth time) to record a two-out save on two pitches or fewer, joining Jeremy Affeldt (May 26, 2004) and Jeff Montgomery (Aug. 9, 1992 and Sept. 28, 1990).

HONORS AND AWARDS

- American League All-Star (2015-16)
- 2013 World Baseball Classic participant (Dominican Republic)
- First MLB Save:** Aug. 30, 2012 vs. Detroit
- First MLB Win:** Aug. 21, 2012 at Tampa Bay

- 2011 Paul Splittorff Award (organization Pitcher of the Year)
- 2011 Double-A Texas League All-Star
- 2011 XM Radio Futures All-Star Game participant
- 2008 Rookie-Level Burlington Pitcher of the Year

CAREER HIGHLIGHTS

- 2016:** Made a team-high 72 appearances, posting a 2.75 ERA (22 ER in 72.0 IP) and .214 opponents' average with career highs in saves (12) and strikeouts (86).
- Earned his second career All-Star selection and made his first appearance in an All-Star Game, recording a spotless sixth inning in the AL's 4-2 win in San Diego.
- Ranked second among AL relievers in strikeout-to-walk ratio (7.17), tied for fourth in appearances and 11th in WHIP (0.96).
- His 1.50 walks-per-9.0 innings (12 BB in 72.0 IP) was the lowest by a Royal (min. 70.0 IP) since Paul Byrd (1.50) in 2002.
- Started the season with 14.1 consecutive scoreless innings over 15 outings before allowing a run on May 10 at Yankee Stadium.
- Recorded his first of 12 saves on July 9 vs. Seattle, his first since April 10, 2013 vs. Minnesota.

- Of his 12 saves, 10 came in August, one shy of the Major League lead.
- Recorded a save in five straight outings from Aug. 21-29, the last of which (vs. the Yankees) was his first career four-out save.
- Posted a 1.63 ERA (9 ER in 49.2 IP) in 50 outings through Aug. 6...had a 5.24 ERA (13 ER in 22.1 IP) in his last 22 outings, including three in which he allowed three-or-more runs.
- Recorded a career-high 26 holds, tied for fourth most in the AL in 2016 and tied with Jason Grimsley in 2001 for third most in Royals history.
- 2015:** Named an American League All-Star for the first time in his career, but didn't pitch in the game.
- Made 72 appearances out of the bullpen in his fourth full season in the Major Leagues, going 4-3 with a 2.71 ERA (21 ER in 69.2 IP).



- Allowed just five home runs...snapped a streak of 105.1 innings without allowing a home run on May 5, when he gave up a solo shot to Cleveland's Lonnie Chisenhall at Kauffman Stadium...streak is the second-longest by a reliever in club history, behind Wade Davis' 125.2 innings.
- His .151 (18-for-119) opponents' average vs. lefties ranked sixth in the Majors (min. 100 batters faced).
- 2014:** Ranked fifth among Major League relievers with a 1.41 ERA (11 ER in 70.0 IP)...from June 27 to the end of the season, his 0.48 ERA (2 ER in 37.1 IP) was the lowest in the Majors (min. 30.0 innings).
- Recorded a 31.0-inning scoreless streak from June 27 to Sept. 16...the stretch was the second-longest in club history, trailing only Wade Davis' 31.2 innings, which he did simultaneously.
- 2013:** Posted a 2.64 ERA (9 ER in 30.2 IP) over 30 appearances after the All-Star break.

- Averaged 11.42 strikeouts per 9.0 innings, which ranked ninth among AL pitchers (min. 50.0 IP) and was the sixth-best mark in Royals history.
- 2012:** Tied for the team lead with 19 holds and allowed just four home runs in 84.1 innings, including none in his final 69 outings (76.0 innings).
- Posted a 2.35 ERA, which was tops among AL pitchers (min. 80.0 IP) and fourth best in the Majors.
- His 76 appearances were the most by a Royals rookie, topping the old mark of 68, which was shared by Tim Collins (2011) and Mike MacDougal (2003).
- 2011:** Named Royals Paul Splittorff Pitcher of the Year.
- Pitched for the World team in the XM Futures All-Star Game on July 10 at Chase Field in Arizona.
- Combined with starter Will Smith (7.0 IP) to record the first no-hitter in Northwest Arkansas history on July 19... Herrera tossed the final 2.0 innings.

POSTSEASON HIGHLIGHTS

- 2015:** Appeared in 11 games, going 1-0 with a 0.66 ERA (1 ER in 13.2 IP) and 22 strikeouts.
- His strikeout total was second highest by a relief pitcher in postseason history, trailing only the Angels' Francisco Rodriguez, who fanned 28 in 2002.
- Didn't allow an earned run over his last eight outings (10.2 IP), spanning in the ALCS and World Series.

- Tossed a postseason career-high 3.0 scoreless innings in Game 5 of the World Series, allowing just one hit.
- 2014:** Made 11 appearances, going 1-0 with a 1.80 ERA (3 ER in 15.0 IP)...earned first postseason win in Game 2 of the World Series vs. San Francisco.
- Pitched in all four games of the ALCS vs. Baltimore, allowing no runs on two hits with one walk and six strikeouts in 5.2 innings.

MISCELLANEOUS NOTES

- Kelvin De Jesus Herrera** resides in Tenares, Dominican Republic with his son, Kevin and daughter, Mahia.
- Participated in 2017 FanFest, as well as a calendar shoot

for Braden's Hope for childhood cancer research and co-chaired the 2014 Baseball Equipment Day and events at the Guadalupe Centers, Inc.

CAREER PITCHING

YEAR	CLUB	W-L	ERA	G	GS	CG	SHO	SV	IP	H	R	ER	HR	HB	BB	SO	WP	BK	AVG
2007	Dominican Royals	4-1	0.84	11	5	0	0	1	42.2	30	6	4	1	2	15	50	2	0	.197
2008	Burlington (R)	2-2	1.42	11	8	0	0	0	50.2	48	17	8	0	3	5	45	2	1	.254
	Burlington (A)	2-0	2.13	3	1	0	0	0	12.2	13	4	3	0	1	2	7	1	0	.265
2009	Burlington	1-0	0.00	1	1	0	0	0	5.0	3	0	0	0	0	0	1	0	0	.176
2010	Burlington	2-3	4.35	8	8	0	0	0	41.1	38	20	20	2	4	15	40	1	0	.253
2011	Wilmington	2-1	0.61	8	0	0	0	1	14.2	8	1	1	1	0	2	12	0	0	.160
	Northwest Arkansas	4-0	1.75	23	0	0	0	7	36.0	22	9	7	4	1	6	40	0	1	.176
	Omaha	1-0	2.12	14	0	0	0	6	17.0	12	5	4	1	0	7	18	0	0	.190
	KANSAS CITY	0-1	13.50	2	0	0	0	0	2.0	2	3	3	1	1	0	0	0	0	.286
2012	KANSAS CITY	4-3	2.35	76	0	0	0	3	84.1	79	24	22	4	2	21	77	3	1	.250
2013	KANSAS CITY	5-7	3.86	59	0	0	0	2	58.1	48	27	25	9	2	21	74	5	0	.219
	Omaha	0-1	1.13	10	3	0	0	2	16.0	6	2	2	1	2	6	22	0	0	.111
	Northwest Arkansas	0-0	0.00	2	0	0	0	0	2.0	1	0	0	0	0	0	5	0	0	.143
2014	KANSAS CITY	4-3	1.41	70	0	0	0	0	70.0	54	12	11	0	3	26	59	1	0	.214
2015	KANSAS CITY	4-3	2.71	72	0	0	0	0	69.2	52	23	21	5	2	26	64	4	0	.206
2016	KANSAS CITY	2-6	2.75	72	0	0	0	12	72.0	57	23	22	6	3	12	86	3	0	.214
2017	KANSAS CITY	3-3	4.25	64	0	0	0	26	59.1	60	33	28	9	1	20	56	2	0	.255
Minor League Totals		18-8	1.85	.91	26	0	0	.17	238.0	181	64	49	10	13	58	240	6	2	.211
Major League Totals		22-26	2.86	415	0	0	0	.43	415.2	352	145	132	34	14	126	416	18	1	.228

CAREER TRANSACTIONS

- 2006** Signed by the Kansas City Royals as a non-drafted free agent, Dec. 13...signed by Daurys Nin and Rafael Vasquez
- 2015** Served a six-game suspension for separate on-field incidents (five games plus one game), May 7...reinstated May 13

ALL-STAR PITCHING

YEAR	SERIES	SITE	W-L	ERA	G	GS	CG	SHO	SV	IP	H	R	ER	HR	HB	BB	SO
2015	AL	CIN															
2016	AL	SD	0-0	0.00	1	0	0	0	0	1.0	0	0	0	0	0	0	1

WORLD BASEBALL CLASSIC PITCHING

YEAR	CLUB	W-L	ERA	G	GS	CG	SHO	SV	IP	H	R	ER	HR	HB	BB	SO
2013	Dominican Republic	0-0	0.00	3	0	0	0	0	4.1	3	0	0	0	0	1	3

**POSTSEASON PITCHING**

YEAR	SERIES	VS. OPP	W-L	ERA	G	GS	CG	SHO	SV	IP	H	R	ER	HR	HB	BB	SO
2014	WC	vs. Oak	0-0	5.40	1	0	0	0	0	1.2	4	1	1	0	0	0	3
	ALDS	vs. LAA	0-0	0.00	2	0	0	0	0	1.0	0	0	0	0	0	1	1
	ALCS	vs. Bal	0-0	0.00	4	0	0	0	0	5.2	2	0	0	0	0	1	6
	WS	vs. SF	1-0	2.70	4	0	0	0	0	6.2	5	2	2	0	0	5	6
2015	ALDS	vs. HOU	1-0	3.00	3	0	0	0	0	3.0	2	1	1	0	0	2	6
	ALCS	vs. TOR	0-0	0.00	5	0	0	0	0	5.2	3	0	0	0	0	0	10
	WS	vs. NYM	0-0	0.00	3	0	0	0	0	5.0	5	1	0	0	0	1	6
Division Series Totals			1-0	2.25	5	0	0	0	0	4.0	2	1	1	0	0	3	7
Championship Series Totals			0-0	0.00	9	0	0	0	0	11.1	5	0	0	0	0	1	16
World Series Totals			1-0	1.54	7	0	0	0	0	11.2	10	3	2	0	0	6	12
Postseason Totals			2-0	1.26	22	0	0	0	0	28.2	21	5	4	0	0	10	38

CAREER FIELDING

Position	Pct.	G	TC	PO	A	E	DP
Pitcher	.986	415	73	26	46	1	2

SINGLE GAME BESTS**STRIKEOUTS**

4 June 20, 2012 @ HOU
3 (20x) Last: June 7, 2017 vs. HOU

INNINGS PITCHED

3.0 Aug. 3, 2013 @ NYM
2.1 Aug. 4, 2012 vs. TEX

WINNING STREAK

3 (2x) Sept. 7-15, 2012
July 25-Aug. 26, 2015

ROYALS/MLB DEBUTS

Player	MLB Debut	KC Debut	Player	MLB Debut	KC Debut
Miguel Almonte	9/1/15	same as MLB	Brad Keller	-	-
Humberto Artega	-	-	Ian Kennedy	9/1/07	4/9/16
Cody Asche	7/30/13	-	Kevin Lenik	-	-
Scott Barlow	-	-	Jack Lopez	-	-
Scott Blewett	-	-	Nicky Lopez	-	-
Billy Burns	7/28/14	8/3/16	Richard Lovelady	-	-
Jorge Bonifacio	4/21/17	same as MLB	Andres Machado	9/2/17	same as MLB
Blaine Boyer	6/12/05	-	Seth Maness	5/3/13	5/13/17
Mike Broadway	6/13/15	-	Brandon Maurer	4/4/13	7/26/17
Drew Butera	4/9/10	5/9/15	Kevin McCarthy	9/9/16	same as MLB
Tyler Collins	3/31/14	-	Erick Mejia	-	-
Cheslor Cuthbert	7/7/15	same as MLB	Whit Merrifield	5/18/16	same as MLB
Donnie Dewees	-	-	Adalberto Mondesi	10/30/15	same as MLB
Nick Dini	-	-	Parker Morin	-	-
Hunter Dozier	9/12/16	same as MLB	Ryan O'Hearn	-	-
Lucas Duda	9/1/10	-	Trevor Oaks	-	-
Samir Dueñez	-	-	Paulo Orlando	4/9/15	same as MLB
Danny Duffy	5/18/11	same as MLB	Wily Peralta	4/22/12	-
Alcides Escobar	9/3/08	3/31/11	Salvador Perez	8/10/11	same as MLB
Heath Fillmyer	-	-	Michael Saunders	7/25/09	-
Brian Flynn	9/4/13	5/6/16	Frank Schwindel	-	-
Cam Gallagher	8/6/17	same as MLB	Eric Skoglund	5/30/17	same as MLB
Sam Gaviglio	5/11/17	9/7/17	Burch Smith	5/11/13	-
Ryan Goins	8/23/13	-	Jorge Soler	8/27/14	5/6/17
Alex Gordon	4/2/07	same as MLB	Glenn Sparkman	6/30/17	-
Terrance Gore	9/2/14	same as MLB	Bubba Starling	-	-
Foster Griffin	-	-	Josh Staumont	-	-
Jesse Hahn	6/3/14	-	Eric Stout	-	-
Jason Hammel	4/11/06	4/6/17	Ramón Torres	6/7/17	same as MLB
Kelvin Herrera	9/21/11	same as MLB	Chase Vallot	-	-
Tim Hill	-	-	Meibrys Vilorio	-	-
Jakob Junis	4/12/17	same as MLB	Kyle Zimmer	-	-
Nate Karns	5/28/13	4/5/17			



#51 TIM HILL

LEFT-HANDED PITCHER

BATS
RIGHT

THROWS
LEFT

HEIGHT
6-1

WEIGHT
190

BORN: FEB. 10, 1990 | 28

DRAFTED: 32ND ROUND | 2014

RESIDES: SYLMAR, CALIF.

MAJOR LEAGUE SERVICE: 0 DAYS

2017 SEASON

- Went 1-2 with a 4.26 ERA (35 ER in 74.0 IP) in 40 appearances between Wilmington (A) and Northwest Arkansas (AA), setting career highs in innings and strikeouts (84).
- Made 36 of his 40 outings with Northwest Arkansas, where he ranked second among Texas League relievers with a 9.78 K/9 (75 K in 69.0 IP) and had the fifth-lowest BB/9 (2.22).
- Allowed just two home runs in 74.0 innings (0.24 HR/9), including a homerless streak of 50.2 innings from May 26-Aug. 30.
- Held left-handed batters to a .175 average (18-for-103) and just four extra-base hits (.214 slugging percentage).
- Pitched to a 10.02 ERA (23 ER in 20.2 IP) and a .404 opponents' average (38-for-94) in his first 14 appearances through May 26, but had a 2.03 ERA (12 ER in 53.1 IP) and .221 opponents' average (44-for-199) in his last 26 outings, and allowed an earned run in just six of those 26 appearances.
- Recorded a 3.0-inning save on July 29 in a 3-2 win vs. Springfield, and a 3.1-inning save on Aug. 18 at Frisco, a 4-0 win in which he combined with Foster Griffin on a five-hit shutout.
- Recorded more than three outs in 29 of his 40 outings.

CAREER HIGHLIGHTS

- Minors:** In 2016, went 2-4 with a 3.43 ERA (24 ER in 63.0 IP) and 62 strikeouts (8.9 K/9) in 44 appearances between Wilmington (A) and Northwest Arkansas (AA).
- Started the season at Wilmington, where he allowed a run in seven of his 13 appearances...made his Double-A debut on May 19, and held opponents scoreless in nine of his first 10 outings, posting a 3.02 ERA (15 ER in 44.2 IP) in 31 outings with the Naturals overall.
- Did not pitch in 2015 due to injury.
- Made his professional debut in 2014, going 3-1 with a 1.64 ERA (4 ER in 22.0 IP) and 30 strikeouts (12.3 K/9) in 20 appearances between Idaho Falls (R) and Lexington (A).
- Held opponents scoreless in 17 of his 20 outings, despite taking the loss in his first appearance, allowing two runs in 0.2 inning...allowed just two earned runs over his next 21.1 innings (0.84).
- Recorded a save or a win in 10 of his 15 outings with Lexington, posting a 1.26 ERA (2 ER in 14.1 IP) and .087 opponents' average (4-for-46) with the Legends.

MISCELLANEOUS NOTES

- Timothy Hill** resides in Sylmar, Calif.
- Attended Bacone College (Okla.), where he earned NAIA Honorable Mention All-American honors as a senior in 2014, going 10-1 with a 1.89 ERA and 100 strikeouts, leading his conference in wins, ERA and strikeouts.

CAREER PITCHING

YEAR	CLUB	W-L	ERA	G	GS	CG	SHO	SV	IP	H	R	ER	HR	HB	BB	SO	WP	BK	AVG
2014	Idaho Falls	1-1	2.35	5	0	0	0	0	7.2	3	2	2	1	0	2	12	0	0	.115
	Lexington	2-0	1.26	15	0	0	0	8	14.1	4	2	2	1	2	7	18	0	0	.087
2015	Idaho Falls	Injured - Did Not Pitch																	
2016	Wilmington	0-2	4.42	13	0	0	0	0	18.1	19	9	3	4	7	14	1	0	279	
	Northwest Arkansas	2-2	3.02	31	0	0	0	1	44.2	41	17	15	6	0	17	48	0	1	.246
2017	Wilmington	0-0	5.40	4	0	0	0	0	5.0	6	3	3	0	0	5	9	0	0	.286
	Northwest Arkansas	1-2	4.17	36	0	0	0	4	69.0	76	36	32	2	1	19	75	2	0	.279
Minor League Totals		6-7	3.57	104	0	0	0	13	159.0	149	69	63	13	7	57	176	3	1	.248

CAREER TRANSACTIONS

2014 Selected by the Kansas City Royals in the 32nd round of the First-Year Player Draft...signed by Chad Lee



JAKOB JUNIS



#65 JAKOB JUNIS

RIGHT-HANDED PITCHER

BATS
RIGHT

THROWS
RIGHT

HEIGHT
6-2

WEIGHT
225

BORN: SEPT. 16, 1992 | 25

DRAFTED: 29TH ROUND | 2011

RESIDES: PHOENIX, ARIZ.

MAJOR LEAGUE SERVICE: 87 DAYS

2017 SEASON

- Went 9-3 with a 4.30 ERA (47 ER in 98.1 IP) in 20 appearances (16 starts) as a rookie across seven Major League stints.
- His nine wins were one shy of Parker Bridwell for most among American League rookies, and were most among Royals rookies since the late Yordano Ventura (14) in 2014.
- Went 3-5 with a 2.92 ERA (23 ER in 71.0 IP) in 12 starts with Omaha (AAA), earning Omaha Pitcher of the Year honors.
- Went 7-3 with a 4.16 ERA (43 ER in 93.0 IP) in 16 starts with Kansas City, and 2-0 with a 6.75 ERA (4 ER in 5.1 IP) in four relief appearances...according to *Elías*, he's the first Royals rookie with two wins as a starter and reliever since Tom Gordon in 1989.
- Made his Major League debut on April 12 vs. Oakland...he pitched a scoreless ninth inning, recording an inning-ending double play to erase a double and two walks.
- Earned his first big league win on May 9 at Tampa Bay, pitching a scoreless 11th inning ahead of Mike Moustakas' go-ahead home run in the 12th.
- Matched a minor league career high with 12 strikeouts in 7.0 scoreless innings (two hits) on May 26 at Minnesota, tying for the most by an Omaha pitcher since the team began play in the Pacific Coast League in 1998.
- Made his first big league start on May 21 at Minnesota (Game 1), recording 4.0 scoreless innings before allowing two runs on two hits and two walks in the fifth...exited after 4.2 innings, allowing two runs on five hits and three walks, with four strikeouts in a no-decision.
- Earned his first big league win as a starter on June 11 at San Diego, holding the Padres to three runs—all solo HR—on six hits and one walk in 7.0 innings, with six strikeouts.
- Named Royals Pitcher of the Month for August, going 3-0 with a 2.96 ERA (9 ER in 27.1 IP), best among American League rookies in five outings (four starts)...he's the fifth Royals rookie to go 3-0 or better in a calendar month (min. three starts), joining Kevin Appier (August 1990), Rich

Gale (July and May 1978), Dennis Leonard (August 1975) and Steve Busby (September 1972).

- Became the first rookie to win Royals Pitcher of the Month honors since Louis Coleman in July 2011 and the first to do it as a starting pitcher since Brian Bannister in August 2007.
- Worked a career-high 8.0 innings in a 9-1 win on Aug. 6 vs. Seattle (Game 2), most by a Royals rookie since the late Yordano Ventura (8.1 IP) on July 4, 2014...became the seventh Royals rookie and first since Denny Bautista on April 8, 2005 to record 8.0 innings with seven strikeouts and no walks...retired his last 19 batters.
- Pitched at least 6.0 innings with no walks in back-to-back starts on Aug. 6-14, becoming the first Royals rookie to do so since Luke Hochevar in June 2008.
- Recorded a career-high eight strikeouts on Aug. 29 vs. Tampa Bay and finished the month of August with 27 strikeouts and just two walks (8.89 K/BB), the best ratio in any calendar month by a rookie in 2017.
- Won five consecutive decisions over eight starts from Aug. 6-Sept. 20, going 5-0 with a 2.42 ERA (13 ER in 48.1 IP), .238 opponents' average (43-for-181), 38 strikeouts (7.08 K/9) and just five walks (0.93 BB/9)...his eight straight starts without a loss matched the second-longest streak by a Royals rookie, according to *STATS*, trailing only Dennis Leonard (10 straight) in 1975.
- Including his relief win on July 24 at Detroit, he won six consecutive decisions, matching the second-longest streak by a Royals rookie, one shy of Dennis Leonard (1975) and Tom Gordon (1989).
- Issued just 20 walks in 93.0 innings over 16 starts (1.94 BB/9), the fifth-best walk rate in the American League (min. 15 starts), trailing Josh Tomlin (0.89), Corey Kluber (1.59), Bartolo Colon (1.69) and Chris Sale (1.81).
- Went 3-0 with a 3.43 ERA (17 ER in 44.2 IP) in nine appearances (seven starts) at home.
- The Royals went 11-5 (.688) in his 16 starts.

HONORS AND AWARDS

- 2017 Omaha Pitcher of the Year
- First MLB win: May 9, 2017 at Tampa Bay

- 2016 Northwest Arkansas Pitcher of the Year
- 2016 Texas League midseason/postseason All-Star

CAREER HIGHLIGHTS

- Minors:** In 2016, named Northwest Arkansas (AA) Pitcher of the Year, posting the third-best ERA (3.25) in the Texas League.
- Pitched a flawless fourth inning at the Texas League All-Star Game in Springfield, Mo., recording a pair of strikeouts... also tabbed a postseason All-Star in the league.
- Ranked fourth in the Texas League in WHIP (1.15), tied for fourth in wins (9), sixth in strikeouts (117) and tied for 10th in starts (21).

- Earned Texas League Pitcher of the Week honors on May 29, allowing one run on six hits over two starts (12.0 innings) during the previous week.
- Tallied a season-high nine strikeouts in 6.0 innings vs. Arkansas in his final start with the Naturals...it was his highest strikeout total since 2013 with Idaho Falls (R).
- Promoted to Omaha (AAA) on Aug. 8 and finished the year with the Storm Chasers, going 1-3 with a 7.20 ERA over six starts.



- 👑 Ranked among Carolina League (A) leaders in 2015, leading the league in innings (155.2), second in strikeouts (123), tied for second in starts (26), third in WHIP (1.12) and fourth in opponents' average (.251).
- 👑 Named Lexington (A) Pitcher of the Year in 2014...finished

eighth in the South Atlantic League in innings (136.0), tied for ninth in wins (9) and 10th in WHIP (1.28).

- 👑 Finished eighth in the Pioneer League (Rookie) in strikeouts (55) in 2013...recorded a career-best 12 strikeouts in 7.0 innings on Aug. 13 vs. Billings.

MISCELLANEOUS NOTES

- 👑 **Jakob Benjamin Lee Junis** resides in Phoenix, Ariz., with his wife, Brianne, daughter, Nelly and son, Jones.
- 👑 Graduated from Rock Falls (Ill.) High School, where he earned all-state honors in baseball and basketball as a senior...posted a 1.10 ERA with 93 strikeouts in 51.0 innings during his senior season...also hit .485 with 10 runs and 54 RBI.
- 👑 Played tournaments in Japan and Puerto Rico with high school all-star teams.
- 👑 Bypassed a scholarship from North Carolina State University by signing with the Royals.

CAREER PITCHING

YEAR	CLUB	W-L	ERA	G	GS	CG	SHO	SV	IP	H	R	ER	HR	HB	BB	SO	WP	BK	AVG
2012	Burlington	2-2	4.15	7	6	0	0	0	34.2	39	20	16	2	5	5	22	6	1	.283
2013	Idaho Falls	2-6	7.39	13	13	0	0	0	59.2	85	59	49	13	5	17	55	3	1	.328
2014	Lexington	9-8	4.30	26	22	0	0	0	136.0	136	74	65	16	10	38	109	6	1	.262
2015	Northwest Arkansas	0-1	9.00	1	1	0	0	0	4.0	7	5	4	0	1	1	3	0	0	.412
	Wilmington	5-11	3.64	26	26	0	0	0	155.2	145	71	63	11	6	29	123	8	1	.251
2016	Northwest Arkansas	9-7	3.25	21	21	0	0	0	119.0	110	48	43	12	6	27	117	6	1	.246
	Omaha	1-3	7.20	6	6	0	0	0	30.0	39	24	24	6	4	7	26	4	0	.320
2017	Omaha	3-5	2.92	12	12	0	0	0	71.0	61	24	23	6	2	15	86	1	0	.227
	KANSAS CITY	9-3	4.30	20	16	0	0	0	98.1	101	52	47	15	9	25	80	3	1	.264
Minor League Totals		31-43	4.23	112	107	0	0	0	610.0	622	325	287	66	39	139	541	34	5	.265
Major League Totals		9-3	4.30	20	16	0	0	0	98.1	101	52	47	15	9	25	80	3	1	.264

CAREER TRANSACTIONS

2011 Selected by the Kansas City Royals in the 29th round of the 2011 First-Year Player Draft...signed by Scott Melvin

CAREER BATTING/FIELDING

MLB Totals	Avg.	AB	H	HR	RBI	Position	Pct.	G	TC	PO	A	E	DP
	.000	3	0	0	0	Pitcher	.909	20	11	5	5	1	0

SINGLE GAME BESTS

STRIKEOUTS (STARTER)

8 Aug. 29, 2017 vs. TB

INNINGS PITCHED (STARTER)

8.0 Aug. 6, 2017 vs. SEA

WINNING STREAK

6 July 24-Sept. 20, 2017

STRIKEOUTS (RELIEVER)

3 Aug. 18, 2017 vs. CLE

INNINGS PITCHED (RELIEVER)

2.1 Aug. 18, 2017 vs. CLE

HOME RUNS BY A ROYALS PITCHER

No.	Name	Date	Opponent	Pitcher	Inning
1.	Jim Rooker	July 7, 1969	at Minnesota	Jim Kaat	3rd
2.	Jim Rooker	July 7, 1969	at Minnesota	Jim Kaat	5th
3.	Jim Rooker	July 16, 1969	at California	Andy Messersmith	3rd
4.	Jim Rooker	September 1, 1969 (Gm. 1)	vs. Detroit	Mike Kilkenny	2nd
5.	Jim Rooker	July 24, 1970	at Cleveland	Rich Hand	2nd
6.	Jim York	July 24, 1971	at Cleveland	Alan Foster	4th
7.	Lance Clemons	August 31, 1971	at Milwaukee	Ken Sanders	8th
8.	Zack Greinke	June 10, 2005	at Arizona	Russ Ortiz	5th



NATE KARNs



#55 NATE KARNs

R I G H T - H A N D E D P I T C H E R

BATS
RIGHT

THROWS
RIGHT

HEIGHT
6-3

WEIGHT
225

BORN: NOV. 25, 1987 | 30

ACQUIRED: TRADE WITH SEATTLE | JAN. 6, 2017

RESIDES: ARLINGTON, TEXAS

MAJOR LEAGUE SERVICE: 3 YEARS, 33 DAYS

2017 SEASON

- ☛ Made eight starts (nine appearances) in his first season with Kansas City...placed on the disabled list May 24 with nerve irritation in his right arm and missed the remainder of the season...underwent successful surgery on July 19.
- ☛ Went 2-2 with a 4.17 ERA (21 ER in 45.1 IP), collecting 51 strikeouts...held opponents to a .237 average (41-for-173).
- ☛ At the time of his injury, he ranked seventh in the American League in strikeout rate (10.13 K/9), among hurlers that had worked at least 45.0 innings.
- ☛ Posted a 1.59 ERA (3 ER in 17.0 IP) and held opponents to a .159 average (10-for-63) at Kauffman Stadium, compared to a 5.72 ERA (18 ER in 28.1 IP) and a .282 average on the road.
- ☛ After going 0-2 with a 6.26 ERA (16 ER in 23.0 IP) in his five April appearances (four starts), went 2-0 with a 2.01 ERA (5 ER in 22.1 IP) in four starts in May prior to the injury.
- ☛ Struggled in the first inning, allowing five runs in his eight starts (5.63 ERA)...he had a 3.96 ERA (16 ER in 36.1 IP) from the second inning through the sixth in his starts.
- ☛ Earned his first win in a Royals uniform on May 3, 6-1 over the White Sox...allowed one hit and one walk over 6.0 shutout innings...snapped a streak of 12-straight winless appearances (four starts).
- ☛ Struck out a career-best 12 hitters in his May 13 start vs. the Orioles...became the first Royals pitcher to collect 12 K's or more in 5.0 innings or less and the first in the Majors to do it since the Cubs' Jake Arrieta on June 5, 2016 vs. Arizona.
- ☛ Also recorded 10 strikeouts in his May 8 start at Tampa Bay, becoming the sixth KC hurler to reach double-digits in K's in consecutive outings and first since the late Yordano Ventura (Aug. 27-Sept. 2, 2015).

HONORS AND AWARDS

- ☛ **First MLB save:** July 2, 2016 vs. Baltimore
- ☛ 2015 Tampa Bay Rays Outstanding Rookie (BBWAA)
- ☛ **First MLB win:** September 12, 2014 @ Toronto
- ☛ 2012 Nationals' Minor League Pitcher of the Year

CAREER HIGHLIGHTS

- ☛ Acquired by the Royals on January 6, 2017 from the Seattle Mariners, in exchange for outfielder Jarod Dyson.
- ☛ In 16 career starts during the month of May, he's 7-1 with a 2.68 ERA (27 ER in 90.2 IP).
- ☛ Between June 14, 2015 and May 30, 2016 (with Tampa Bay and Seattle), went 9-3 with a 3.48 ERA (53 ER in 137.0 IP) with 142 strikeouts...his .750 winning percentage in that span ranked sixth in the AL (min. 12 decisions), while his 9.33 K/9 ranked fifth (min. 120.0 IP).
- ☛ **2016:** Appeared in 22 games with Seattle, making 15 starts, going 6-2 with a 5.15 ERA (54 ER in 94.1 IP) with 101 strikeouts...missed the final two months of the season with a lower back strain.
- ☛ Ranked seventh in the American League with a 9.64 K/9 IP ratio, among pitchers that made at least 15 starts.
- ☛ Over his first 10 starts (April 9-May 30), went 5-1 with a 3.43 ERA (22 ER in 57.2 IP) with 57 strikeouts...had a 7.33 ERA (19 ER in 23.1 IP) over his final five starts, before being moved to the bullpen.
- ☛ Set a career-best with a five-game winning streak (nine games), between April 15-May 30...Seattle went 8-1 in his starts during the streak.
- ☛ Fanned six over 2.0 innings of work on June 29 vs. Pittsburgh...his total was the most by a Mariners reliever since RA Dickey also struck out six (5.2 IP) on June 3, 2008...he was the first Seattle reliever to record all six outs via strikeout in a 2.0-inning stint since Rafael Soriano (vs. Detroit), July 30, 2003.
- ☛ **2015:** Named the Rays' Outstanding Rookie by the Tampa Chapter of the BBWAA...went 7-5 with a 3.67 ERA (60 ER in 147.0 IP).
- ☛ Topped AL rookies in starts (26), innings (147.0) and strikeouts (145), while ranking second in opponents' average (.239) and third in ERA (3.67), minimum 100.0 IP.
- ☛ Became the fourth Rays' hurler to lead AL rookies in strikeouts, joining: Rolando Arrojo (152 in 1998); Scott Kazmir (174 in 2005) and former Royal Jake Odorizzi (174 in 2014).
- ☛ Finished the year with a 6-4 record and a 3.36 ERA (46 ER in 123.1 IP) over his final 23 starts after opening the year with a 5.32 ERA (14 ER in 23.2 IP) through his first four outings.
- ☛ Tied for the most no-decisions (14) in the AL with then-Angels pitcher Hector Santiago...had five games where he pitched at least five innings and left with the lead, only to receive a no-decision.
- ☛ Fanned a career-best 10 Yankees on July 4 in the Bronx... became the third visiting rookie pitcher with 10 or more strikeouts in this incarnation of Yankee Stadium.
- ☛ **2014:** Acquired by Tampa Bay from Washington on Feb. 13 and made two starts with the Rays in September...spent a majority of the season at Durham (AAA), where he was 9-9 with a 5.08 ERA.
- ☛ Earned his first Major League win in his Rays debut, Sept. 12 at Toronto, allowing no runs over 7.0 innings in a 1-0 triumph...became the first in club history to go 7.0 innings or more and allow two hits or less in Rays debut.



- 👑 Led Tampa Bay minor leaguers and tied for first among Triple-A hurlers with 153 strikeouts...ranked second in the International League with 9.47 strikeouts per 9.0 innings and tied for second in starts (27).
- 👑 Set a Durham Bulls postseason record, collecting 12 strikeouts on Sept. 9 vs. Louisville.
- 👑 Named Rays Minor League Player of the Month in both May and July.
- 👑 **2013:** Made three starts in the Major Leagues with Washington, including his debut on May 28 vs. Baltimore, allowing three runs in 4.1 innings in the Nats' 9-3 victory (no decision).

- 👑 **Minors:** Named the Nationals' Minor League Pitcher of the Year in 2012, combining to go 11-4 with an organizational-best 2.17 ERA and 148 strikeouts in 24 outings between Hagerstown (A) and Potomac (A).
- 👑 In 2012, led qualifying minor league hurlers with a .174 opponents' average.
- 👑 Ranked by *Baseball America* as the Nationals' No. 5 prospect following the 2011 season...the publication also named him the No. 15 prospect in the Carolina League.
- 👑 Did not pitch professionally in 2010 after having right shoulder surgery before the season.

MISCELLANEOUS NOTES

- 👑 Full name is **Nathan Alan Karns**...resides in Arlington, Texas during the off-season with wife, Jenny.
- 👑 Graduated from James Martin High School (Arlington, Texas) where he served as captain of the baseball and football teams during his senior season...in baseball, named first team all-district twice (2005-06).
- 👑 Played one season collegiately at North Carolina State

- University, before transferring to Texas Tech for his final two seasons.
- 👑 Drafted by the Houston Astros in the 10th round of the 2006 First-Year Player Draft, but did not sign.
- 👑 Grew up in a military family; father, David, is a commander (reservist) in the United States Navy.

CAREER PITCHING

YEAR	CLUB	W-L	ERA	G	GS	CG	SHO	SV	IP	H	R	ER	HR	HB	BB	SO	WP	BK	AVG
2011	GCL Nationals	0-0	0.00	5	5	0	0	0	18.2	2	0	0	0	2	6	26	3	0	.035
	Auburn	3-2	3.44	8	8	0	0	0	36.2	27	14	14	1	4	27	33	7	0	.211
2012	Hagerstown	3-0	2.03	11	5	1	0	2	44.1	23	11	10	1	3	21	61	5	0	.148
	Potomac	8-4	2.26	13	13	1	0	0	71.2	47	23	18	1	4	26	87	4	0	.190
2013	Harrisburg	10-6	3.26	23	23	3	0	0	132.2	109	54	48	14	7	48	155	13	1	.224
	WASHINGTON	0-1	7.50	3	3	0	0	0	12.0	17	11	10	5	1	6	11	0	0	.321
2014	Durham	9-9	5.08	27	27	0	0	0	145.1	142	89	82	16	3	62	153	7	0	.257
	TAMPA BAY	1-1	4.50	2	2	0	0	0	12.0	7	6	6	3	2	4	13	0	0	.163
2015	TAMPA BAY	7-5	3.67	27	26	0	0	0	147.0	132	62	60	19	5	56	145	15	0	.239
2016	SEATTLE	6-2	5.15	22	15	0	0	1	94.1	95	55	54	11	3	45	101	5	1	.259
2017	KANSAS CITY	2-2	4.17	9	8	0	0	0	45.1	41	21	21	9	2	13	51	2	0	.237
Minor League Totals		33-21	3.45	87	81	5	0	2	449.1	350	191	172	33	23	190	515	39	1	.215
Major League Totals		16-11	4.37	63	54	0	0	1	310.2	292	155	151	47	13	124	321	22	1	.246

CAREER TRANSACTIONS

- 2010 Selected by the Washington Nationals in the 12th round of the 2009 First-Year Player Draft...signed by Bob Laurie
- 2014 Acquired by the Tampa Bay Rays, in exchange for C Jose Lobaton, LHP Felipe Rivero, OF Drew Vetteson, Feb. 13
- 2015 Acquired by the Seattle Mariners, along with LHP C.J. Riefenhauser and OF Boog Powell, in exchange for RHP Danny Farquhar, INF Brad Miller and INF Logan Morrison, Nov. 5
- 2016 Placed on the 15-day disabled list (lower back strain), July 30...transferred to 60-day DL, Sept. 1...reinstated Nov. 3
- 2017 Acquired by the Kansas City Royals, in exchange for OF Jarrod Dyson, Jan. 6
Placed on the 10-day disabled list (right arm nerve irritation), May 24...transferred to the 60-day DL, June 26...reinstated on Nov. 2

CAREER BATTING/FIELDING

MLB Totals	Avg.	AB	H	HR	RBI	Position	Pct.	G	TC	PO	A	E	DP
	.125	8	1	1	1	Pitcher	.913	63	46	16	26	4	0

SINGLE GAME BESTS

STRIKEOUTS (STARTER)

- 12 May 13, 2017 vs. BAL
- 10 (2x) Last: May 8, 2017 @ TB

STRIKEOUTS (RELIEVER)

- 6 June 29, 2016 vs. PIT

INNINGS PITCHED (STARTER)

- 7.0 (5x) Last: April 26, 2016 vs. HOU

INNINGS PITCHED (RELIEVER)

- 3.0 (2x) Last: July 2, 2016 vs. BAL

WINNING STREAK

- 5 April 15-May 30, 2016
- 3 (2x) April 12-May 13, 2015
- July 21-Aug. 8, 2015

**#56 BRAD KELLER**

RIGHT-HANDED PITCHER

**BATS
RIGHT****THROWS
RIGHT****HEIGHT
6-5****WEIGHT
245****BORN: JULY 27, 1995 | 22****ACQUIRED: TRADE WITH CINCINNATI | DEC. 14, 2017****RESIDES: FLOWERY BRANCH, GA.****MAJOR LEAGUE SERVICE: 0 DAYS****2017 SEASON**

- Spent the entire season at Jacksonville (AA), in the Arizona organization...went 10-9 with a 4.68 ERA (68 ER in 130.2 IP) in 26 starts.
- Posted a 7-3 record and a 2.90 ERA (25 ER in 77.2 IP) in his 14 home starts, compared to a 3-6 mark and a 7.30 ERA (43 ER in 53.0 IP) on the road.
- Opened the year, going 2-0 with a 1.31 ERA (3 ER in 20.2 IP) with 14 strikeouts over his first four starts...however, he went 2-6 with a 8.92 mark (36 ER in 36.1 IP) over his next 10 outings (May 8-June 28).
- Entered the year as the No. 7 prospect in the Diamondbacks' organization according to MLB.com...ranked eighth according to *Baseball America*.

CAREER HIGHLIGHTS

- Acquired by the Royals in a trade with Cincinnati following the Rule 5 Draft, in exchange for cash considerations, Dec. 14, 2017...he was selected with the No. 5 pick in the draft.
- Minors:** Spent the 2016 season with Visalia (A) in the California League...tied for seventh in the league in wins (9), tied for eighth in starts (24) and tied for fifth in WHIP (1.28).
- Named California League Pitcher of the Week (July 18-24)...went 2-0 with a 0.71 ERA (1 ER in 12.2 IP) with two walks and 13 strikeouts in his two starts.
- Entered 2016 season as the No. 13 prospect in the Diamondbacks' organization, according to MLB.com.
- Pitched a career-high 142.0 innings with Kane County (A) in 2015...tied for third in the Midwest League with a 2.60 ERA (41 ER in 142.0 IP), while he tied for sixth in WHIP (1.16) and 10th in innings.
- In 2014, opened the year with an 0-4 mark and a 7.53 ERA (24 ER in 28.2 IP) in his first seven starts with Missoula (Rookie)...went 6-0 with a 2.13 ERA (10 ER in 42.1 IP) over his final eight outings at three different levels.

MISCELLANEOUS NOTES

- Full name is **Bradley Michael Keller**...resides in Flowery Branch, Ga.
- Graduated from Flowery Branch High School...tabbed

2013 Georgia Region-8 5A All-Region First Team and Second-Team Pitcher of the Year...also a Rawlings All-Southeast Region Honorable Mention.

CAREER PITCHING

YEAR	CLUB	W-L	ERA	G	GS	CG	SHO	SV	IP	H	R	ER	HR	HB	BB	SO	WP	BK	AVG
2013	AZL D-backs	7-3	2.22	13	12	0	0	0	56.2	53	22	14	2	2	26	61	5	0	.250
	Missoula	0-0	4.50	2	1	0	0	0	6.0	6	3	3	0	0	4	4	0	0	.261
2014	Missoula	1-4	6.95	8	8	0	0	0	33.2	50	31	26	6	3	18	30	13	1	.347
	AZL D-backs	4-0	2.30	6	3	0	0	0	31.1	30	8	8	2	3	9	20	4	0	.265
	Hillsboro	1-0	0.00	1	1	0	0	0	6.0	1	0	0	0	0	1	8	1	0	.053
2015	Kane County	8-9	2.60	26	25	0	0	0	142.0	128	57	41	3	10	37	109	7	0	.243
2016	Visalia	9-7	4.47	24	24	0	0	0	135.0	147	73	67	13	2	26	99	12	0	.281
2017	Jackson	10-9	4.68	26	26	0	0	0	130.2	142	73	68	7	7	57	111	10	1	.279
Minor League Totals		40-32	3.77	106	100	0	0	0	541.1	557	267	227	33	27	178	442	52	2	.269

CAREER TRANSACTIONS

- 2013 Selected by the Arizona Diamondbacks in the eighth round of the First-Year Player Draft...signed by T.R. Lewis
- 2017 Selected by the Cincinnati Reds in the first round (fifth overall) in the Rule 5 Draft, Dec. 14
- Acquired by the Kansas City Royals, in exchange for future considerations, Dec. 14



#31 IAN KENNEDY

R I G H T - H A N D E D P I T C H E R

**BATS
RIGHT**

**THROWS
RIGHT**

**HEIGHT
6-0**

**WEIGHT
205**

BORN: DEC. 19, 1984 | 33

SIGNED: MAJOR LEAGUE FREE AGENT | JAN. 29, 2016

RESIDES: LEAWOOD, KAN.

MAJOR LEAGUE SERVICE: 8 YEARS, 124 DAYS

2017 SEASON

- 👑 Went 5-13 with a 5.38 ERA in 30 starts...made 30 starts or more for the eighth-straight year, the third-longest active streak in the Majors, behind only Jon Lester (10 straight years) and Max Scherzer (nine straight).
- 👑 Missed 16 days of action in May, suffering a strained right hamstring in his May 4 start against the White Sox...his 154.0 innings were his fewest since making one appearances with the Yankees in 2009.
- 👑 Tied for fifth in the American League in losses, while his 34 home runs allowed were also fifth most.
- 👑 Set a franchise record, going winless in 18-straight home starts (Aug. 31, 2016-Sept. 8, 2017)...snapped the drought in his final outing of 2017, defeating Arizona, 2-1 on Sept. 29.
- 👑 Collected a strikeout in all 30 starts...he's recorded at least one K in each of his 269 big league appearances, which is tied with Boston's David Price for the longest active streak to start a career.
- 👑 Held opponents to a .227 average (70-for-308) in their own ballparks, which ranked 10th in the AL (min. 250 BF).
- 👑 Ranked first in ERA (2.18) vs. AL West foes among pitchers that worked at least 45.0 innings against the division...went 2-2, while also holding those clubs to a .185 average (29-for-

157)...he was 4-9 with a 7.11 ERA (64 ER in 81.0 IP) in 18 starts against the rest of the American League.

- 👑 Dropped his first six decisions (April 5-June 5), before winning four straight (June 16-July 26)...his six-straight losses to open the year tied for second most in Royals history, behind Wally Bunker who went 0-8 to start the 1970 season.
- 👑 Also dropped seven-straight decisions (Aug. 1-Sept. 24), which was the longest losing streak by a Royals pitcher since Kyle Davies dropped eight straight in 2011.
- 👑 Went winless in April, despite ranking second in the AL in opponents' average (.159) and 10th in ERA (2.30) during the month.
- 👑 After a rough May (0-3, 11.30 ERA), went 4-1 with a 3.88 ERA (25 ER in 58.0 IP) during June and July.
- 👑 Set season highs in innings (8.0) and strikeouts (10) in a no-decision against the Angels on April 16, a game KC won 1-0...it marked his eighth career start of 8.0 shutout innings and second as a Royal (also, Aug. 20, 2016 vs. Minnesota).
- 👑 Earned his first victory of the year on June 16 in Anaheim, 3-1, allowing one run on two hits over 6.0 innings...it marked his first career victory over the Angels.

HONORS AND AWARDS

- 👑 2010 Arizona Diamondbacks Most Valuable Pitcher
- 👑 2007 New York Yankees' Kevin Lawn Award (Organization's Minor League Pitcher of the Year)
- 👑 2007 MiLB.com Starting Pitcher of the Year

- 👑 **First MLB win:** Sept. 1, 2007 vs. Tampa Bay
- 👑 2007 *Baseball America* Minor League All-Star
- 👑 2007 *Baseball America* Class High-A All-Star
- 👑 2007 Florida State League midseason All-Star

CAREER HIGHLIGHTS

- 👑 Signed a five-year contract, which runs through the 2020 season, on Jan. 29, 2016.
- 👑 Since the start of 2010, his 255 starts are third-most in the Majors behind only Max Scherzer (259) and Jon Lester (257)...also ranks 12th in innings (1524.2) and 13th in strikeouts (1,412) during that span.
- 👑 Between 2010 and 2015, led the National League in starts (192), ranked third in innings (1175.0), fourth in strikeouts (1097) and tied for fifth in wins (74).
- 👑 In his career, he's 49-35 with a 3.75 ERA (290 ER in 696.0 IP) in 119 games and 118 starts after the All-Star break.
- 👑 **2016:** Matched a career-high with 33 starts, tying for fourth in the American League...ranked eighth among qualifying AL pitchers in hits per 9.0 innings (7.96), ninth in opponents' batting average (.236) and 10th in strikeouts (184).
- 👑 Held opponents to a .192 batting average (23-for-120) with runners in scoring position, which ranked fourth among qualifying AL hurlers...it was also the sixth-best mark in club history (min. 125 batters faced), and lowest since David Cone (.150) in 1994.

- 👑 Allowed a career-high 33 home runs, which were third-most in the AL...also tied for second in the AL in hit batsmen (13), which were more than his previous two seasons combined (11).
- 👑 Named Royals Pitcher of the Month twice, in May and August...went 2-1 with a 3.24 ERA in six May starts and was 3-0 with a 1.86 ERA in six August outings.
- 👑 Went 3-0 with a 2.86 ERA (9 ER in 28.1 IP) in five starts vs. Minnesota, becoming the first Royals hurler to go 3-0 or better against the Twins (min. five starts) since Paul Splitteroff in 1977.
- 👑 Recorded 29 strikeouts over a three-start stretch to match a career-high (also Aug. 22-Sept. 2, 2015)...this included a season-high 11 K's vs. Houston, June 26.
- 👑 **2015:** Spent his final season with San Diego, going 9-15 and a 4.28 ERA (80 ER in 168.1 IP) with a .258 opponents' average in 30 starts.
- 👑 From June 1 on, he posted a 3.41 ERA (49 ER in 129.1 IP) with 137 strikeouts...his 9.53 strikeouts per 9.0 innings in that span ranked seventh in the NL.



IAN KENNEDY (CONT.)

- Recorded 98 strikeouts after the All-Star break, which were fifth-most in the NL and 10th in the Majors...his total also tied for fifth-most ever by a Padres hurler after the break.
- Allowed 15 unearned runs, third most in the Majors and second-most in the NL (Andrew Cashner, 22).
- Prior to his start on July 31 in Miami, his wife, Alison, gave birth to their fourth child, Evelyn Nicole...Ian made the start that night, an 8-3 Padres win, unable to return to California due to weather.
- Missed 14 games after being placed on the 15-day disabled list with a strained left hamstring, April 10.
- 2014:** Recorded a career high 207 strikeouts, tying him for fifth in the NL with Zack Greinke...became the fourth Padres hurler (sixth occurrence) to record 200 or more strikeouts in a season and first since Jake Peavy (240 in 2007).
- Ranked fourth in the NL with 9.27 strikeouts per 9.0 innings, the sixth-best ratio by a starting pitcher in franchise history.
- Matched a career high and set a Padres' season high with 12 strikeouts on May 12 vs. Miami...also hit his first career home run, a solo shot off Jacob Turner...became the sixth pitcher since 1985 to record 12 strikeouts and a homer in the same game.
- 2013:** Acquired by San Diego on July 31 from Arizona...combined to go 7-10 with a 4.91 ERA and 163 strikeouts in 31 starts between the two stops.
- Over his first eight starts with San Diego, went 3-1 with a 3.66 ERA (19 ER in 46.2 IP) and a .220 opponents' average.
- Served a 10-game suspension on June 27 for his role in an on-field incident at Dodger Stadium.
- 2012:** Tied for the National League lead with 33 starts, while ranking sixth in wins (15) and 10th in innings pitched (208.1 IP)...recorded nine victories after the All-Star break, tied for the NL lead.
- Had a career-best nine-game winning streak come to an end, 2-1 at Washington on May 3...his streak dated back to August 23, 2011.
- Became the second Diamondbacks pitcher (fifth occurrence) to record 12 strikeouts in less than 6.0 innings, June 5 vs. Colorado...Hall of Famer Randy Johnson did it four times with Arizona.
- Walked 11 times in 62 plate appearances (.238 OBP), the most by a pitcher since Montreal's Steve Rogers (11) in 1982.
- Tripled with the bases loaded on July 23 vs. Colorado, collecting the seventh three-base hit by a pitcher in franchise history...his three RBI in that game were a career high.
- 2011:** Finished fourth in NL Cy Young Award voting in

2011...setting career highs in wins (21), starts (33) and ERA (2.88)...his .840 winning percentage was the best in the NL since 1999, when Mike Hampton went 22-4 (.846) with Houston.

- Became one of nine pitchers since 1950 to win 20 games, make 30 starts and suffer four losses or fewer, joining Preacher Row (1951), Whitey Ford (1961), Ron Guidry (1978), Dwight Gooden (1985), Roger Clemens (1986, 2001), Mike Hampton (1999) Pedro Martinez (2002) and Cliff Lee (2008).
- Went 10-0 against the National League West...became the third Arizona pitcher to win his first nine decisions against division foes, joining Curt Schilling (2002) and Brandon Webb (2008).
- Tied for the Major League lead with 12 wins after the All-Star break, matching Clayton Kershaw and Justin Verlander.
- Recorded first career shutout on April 25 vs. Philadelphia, allowing three hits with 10 strikeouts...became the third D-backs pitcher to record a shutout with three hits or fewer, no walks and 10 or more strikeouts and first since Randy Johnson (May 18, 2004 at Atlanta)...completed his shutout in two hours, four minutes, the exact time his daughter, Nora Rose, was born on the previous day (2:04).
- 2010:** Named the Most Valuable Pitcher by the Arizona Chapter of the BBWAA, his first full season with the club...ranked among the NL leaders in opponents' average (eighth) and hits allowed per 9.0 innings (ninth).
- Earned his first win with Arizona on April 29 at Wrigley Field (13-5), which was also his first Major League win since his debut on September 1, 2007.
- 2009:** Missed a majority of the season with an aneurysm near his right shoulder.
- Acquired by Arizona from the New York Yankees on December 8, in a three-team deal that also included Detroit.
- 2008:** Appeared in 10 games, making nine starts over four Major League stints with the Yankees...his 8.17 ERA was the highest ever by a Yankees' pitcher that made at least nine starts.
- His nine winless starts in 2008 were tied for the most by a Yankees pitcher (Steve Trout, 1987)...it was the longest winless streak by a Yankees rookie to start a season.
- 2007:** Named the Yankees' Minor League Pitcher of the Year (Kevin Lawn Award), going 12-3 with a 1.91 ERA with four minor league clubs.
- Made his Major League debut on September 1, earning a 9-6 win vs. Tampa Bay...allowed one earned run over 7.0 innings...did not pitch after September 13, suffering a strained upper back muscle during a bullpen session.

POSTSEASON HIGHLIGHTS

- 2011:** Made two starts with Arizona in the National League Division Series, going 0-1 with a 4.26 ERA, vs. Milwaukee...suffered a 4-1 loss in Game 1, allowing four

runs over 6.2 innings...did not factor into the decision in Game 5 (3-2 Arizona defeat), despite allowing two runs over 6.0 frames.

MISCELLANEOUS NOTES

- Full name is **Ian Patrick Kennedy**...resides in Leawood, Kan., with his wife, Allison, and daughters, Nora Rose, Renee Elaine, Lydia Marie, Evelyn Nicole and Isaac Patrick.
- A two-time member of the U.S. National Team (2004-05), including the gold medal winning squad at the 2004 FISU World University Junior World Championship in Canada.
- Attended the University of Southern California, where he ranks third in program history in strikeouts (380) and seventh in starts (47)...his 158 strikeouts as a sophomore (2005) are fourth on USC's single-season list.

- Named a first team All-American following his freshman and sophomore seasons...also tabbed PAC-10 Pitcher of the Year in 2005, becoming the eighth Trojan hurler to earn the award.
- Wife, Allison, was a guard/forward on the USC women's basketball team.
- Graduated from La Quinta High School in Huntington Beach, Calif., in 2003...named California Intercollegiate Federation (CIF) co-Most Valuable Player and Orange County Register Most Valuable Player as a senior.



CAREER PITCHING

YEAR	CLUB	W-L	ERA	G	GS	CG	SHO	SV	IP	H	R	ER	HR	HB	BB	SO	WP	BK	AVG
2006	Staten Island	0-0	0.00	1	1	0	0	0	2.2	2	0	0	0	0	2	2	0	0	.200
2007	Tampa	6-1	1.29	11	10	1	0	0	63.0	39	9	2	1	22	72	1	0	.183	
	Trenton	5-1	0.59	9	9	0	0	0	48.2	27	14	14	2	2	17	57	2	0	.163
	Scranton/Wilkes-Barre	1-1	2.08	6	6	0	0	0	34.2	25	8	8	2	3	11	34	0	0	.205
	NEW YORK (AL)	1-0	1.89	3	3	0	0	0	19.0	13	6	4	1	0	9	15	0	0	.191
2008	NEW YORK (AL)	0-4	8.17	10	9	0	0	0	39.2	50	37	36	5	1	26	27	3	0	.309
	Scranton/Wilkes-Barre	5-3	2.35	13	12	0	0	0	69.0	52	19	18	4	5	17	72	2	1	.206
	GCL Yankees@	1-0	3.00	1	0	0	0	0	3.0	3	1	1	0	1	0	7	1	0	.250
	Tampa@	0-0	0.00	1	1	0	0	0	5.0	2	0	0	0	0	1	4	0	0	.118
2009	NEW YORK (AL)	0-0	0.00	1	0	0	0	0	1.0	0	0	0	0	1	2	1	0	0	.000
	Scranton/Wilkes-Barre	1-0	1.59	4	4	0	0	0	22.2	18	5	4	0	0	7	25	1	0	.220
2010	ARIZONA	9-10	3.80	32	32	0	0	0	194.0	163	87	82	26	10	70	168	+16	0	.228
2011	ARIZONA	*21-4	2.88	33	33	1	1	0	222.0	186	73	71	19	9	55	198	11	1	.227
2012	ARIZONA	15-12	4.02	33	+33	1	0	0	208.1	216	101	93	28	*14	55	187	5	4	.266
2013	ARIZONA	3-8	5.23	21	21	0	0	0	124.0	128	79	72	18	10	48	108	9	0	.268
	SAN DIEGO	4-2	4.24	10	10	0	0	0	57.1	52	29	27	9	2	25	55	1	1	.238
2014	SAN DIEGO	13-13	3.63	33	33	0	0	0	201.0	189	85	81	16	4	70	207	11	0	.250
2015	SAN DIEGO	9-15	4.28	30	30	0	0	0	168.1	166	95	80	31	7	52	174	5	1	.258
2016	KANSAS CITY	11-11	3.68	33	33	0	0	0	195.2	173	81	80	33	13	66	184	4	0	.236
2017	KANSAS CITY	5-13	5.38	30	30	0	0	0	154.0	143	99	92	34	5	61	131	4	1	.246
Minor League Totals		19-6	1.95	46	43	1	0	0	248.2	168	56	54	10	12	77	273	7	1	.192
Major League Totals		91-92	4.08	269	267	2	1	0	1584.1	1479	772	718	220	76	539	1455	69	8	.247

*-Led league; +-Tied for league lead; @-Minor League injury rehab

CAREER TRANSACTIONS

- 2006 Selected by the New York Yankees in the first round (21st overall) of the First-Year Player Draft...signed by Damon Oppenheimer
- 2008 Placed on 15-day disabled list (bursitis-strained right lat), May 28...reinstated June 24
- 2009 Acquired by the Arizona Diamondbacks from the New York Yankees as part of a three-team trade that also included the Detroit Tigers...Acquired with RHP Edwin Jackson, while the Yankees acquired OF Curtis Granderson and Detroit acquired RHP Max Scherzer, LHP Daniel Schlereth, LHP Phil Coke and OF Austin Jackson, Dec. 8
- 2013 Served a 10-game suspension for on-field incident in Los Angeles, June 17...reinstated June 29
- Acquired by the San Diego Padres in exchange for LHP Joe Thatcher and RHP Matt Stites, July 31
- 2015 Placed on 15-day disabled list (strained left hamstring), April 10...reinstated April 25
- Placed on paternity leave list, August 1...reinstated August 4
- 2016 Signed by the Kansas City Royals as a Major League free agent, January 29
- 2017 Placed on the 10-day disabled list (strained right hamstring), May 5...reinstated May 21

CAREER BATTING/FIELDING

MLB Totals	Avg.	AB	H	HR	RBI	Position	Pct.	G	TC	PO	A	E	DP
	.129	319	41	1	18	Pitcher	.965	269	228	83	137	8	10

POSTSEASON PITCHING

YEAR	SERIES	vs. OPP	W-L	ERA	G	GS	CG	SHO	SV	IP	H	R	ER	HR	HB	BB	SO	AVG
2011	NLDS	vs. MIL	0-1	4.26	2	2	0	0	0	12.2	13	6	6	1	3	3	8	.265

SINGLE GAME BESTS

STRIKEOUTS (STARTER)

- 12 (5x) August 26, 2010 @ SD
- September 19, 2011 vs. PIT
- June 5, 2012 vs. COL
- May 8, 2014 vs. MIA
- September 2, 2015 vs. TEX

STRIKEOUTS (RELIEVER)

- 3 April 9, 2008 @ KC

INNINGS PITCHED (STARTER)

- 9.0 April 25, 2011 vs. PHI (CG)
- 8.0 (20x) Last: April 16, 2017 vs. LAA

INNINGS PITCHED (RELIEVER)

- 3.0 April 9, 2008 @ KC

COMPLETE GAMES (2)

- April 25, 2011 vs. PHI (9.0)
- June 17, 2012 @ LAA (8.0)

SHUTOUTS (1)

- April 25, 2011 vs. PHI (4-0)

WINNING STREAK

- 9 August 23, 2011-April 22, 2012
- 7 July 8-August 12, 2011



ANDRES MACHADO



#59 ANDRES MACHADO

RIGHT-HANDED PITCHER

BATS
RIGHT

THROWS
RIGHT

HEIGHT
6-0

WEIGHT
220

BORN: APRIL 22, 1993 | 24

SIGNED: NON-DRAFTED FREE AGENT | NOV. 17, 2010

RESIDES: CARABOBO, VENEZUELA

MAJOR LEAGUE SERVICE: 31 DAYS

2017 SEASON

- Selected from Omaha on Sept. 1 and made his Major League debut on Sept. 2 at Minnesota, allowing six runs on four hits and three walks in 0.2 inning.
- Made his final appearance of the season on Sept. 5 at Detroit, allowing three runs on six hits in 3.0 innings of relief.
- Spent most of the season in the minors, going 8-9 with a 4.54 ERA (56 ER in 111.0 IP) in 29 appearances (16 starts) between Wilmington (A+), Northwest Arkansas (AA) and Omaha (AAA).
- Pitched in Wilmington through mid-July—his first experience

above rookie ball—going 6-7 with two saves and a 5.03 ERA (41 ER in 73.1 IP) in 21 appearances (nine starts).

- Recorded 14 strikeouts in 7.0 innings on July 1 vs. Salem in an 8-3 win.
- Promoted to Omaha on July 23 and made seven of his next eight appearances there (one relief outing with Northwest Arkansas), going 2-2 with a 3.58 ERA (15 ER in 37.2 IP).
- Recorded 10 strikeouts in 6.2 innings on Aug. 22 in a 2-1 loss at Round Rock.

CAREER HIGHLIGHTS

- Minors:** Made 13 starts with Idaho Falls (Rookie) in 2016, going 2-4 with a 3.99 ERA (26 ER in 58.2 IP) over the final three months of the season...didn't make his season debut until June 20 following recovery from Tommy John surgery.
- In 2016, ranked third in the Pioneer League in strikeouts (64) and tied for sixth in starts.
- Named Pioneer League Pitcher of the Week for the week

of July 24, after allowing one hit over 5.0 scoreless innings in a 7-0 triumph over Missoula...also tossed 6.0 scoreless, one-hit innings on Aug. 28 vs. Ogden, but took a no-decision in a 2-1 Chukars victory.

- Missed the entire 2015 season due to Tommy John surgery.
- Led the Appalachian League (Rookie) in losses (8) in 2013, while pitching for Burlington.

MISCELLANEOUS NOTES

- Full name is **Andres Eduardo Machado**...resides in Carabobo, Venezuela during the offseason.

CAREER PITCHING

YEAR	CLUB	W-L	ERA	G	GS	CG	SHO	SV	IP	H	R	ER	HR	HB	BB	SO	WP	BK	AVG	
2011	DSL Royals	0-0	4.66	7	1	0	0	0	9.2	9	6	5	0	2	11	7	3	0	.250	
2012	DSL Royals	2-1	2.87	15	3	0	0	4	37.2	37	14	12	1	3	19	27	5	0	.270	
2013	Burlington	0-8	8.34	12	11	0	0	0	45.1	75	46	42	7	6	17	21	3	0	.373	
2014	Burlington	1-2	3.63	7	0	0	0	0	17.1	12	9	7	2	0	11	15	3	0	.182	
2015	Did Not Play																			
2016	Idaho Falls	2-4	3.99	13	13	0	0	0	58.2	67	35	26	5	4	14	64	5	1	.283	
2017	Wilmington	6-7	5.03	21	9	0	0	2	73.1	88	46	41	8	2	14	72	1	1	.292	
	Northwest Arkansas	0-0	3.00	1	0	0	0	0	3.0	2	1	1	0	1	2	1	0	0	.182	
	Omaha	2-2	3.63	7	7	0	0	0	34.2	30	17	14	6	2	17	38	0	0	.233	
	KANSAS CITY	0-0	22.09	2	0	0	0	0	3.2	10	9	9	2	0	3	1	0	0	.476	
Minor League Totals		13-24	4.76	83	44	0	0	0	6	279.2	320	174	148	29	20	105	245	20	2	.286
Major League Totals		0-0	22.09	2	0	0	0	0	3.2	10	9	9	2	0	3	1	0	0	.476	

CAREER TRANSACTIONS

2010 Signed by the Kansas City Royals as a non-drafted free agent, Nov. 17...signed by Richard Castro and Alberto Garcia



#37 BRANDON MAURER

R I G H T - H A N D E D P I T C H E R

BATS RIGHT	THROWS RIGHT	HEIGHT 6-5	WEIGHT 225
-----------------------------	-------------------------------	-----------------------------	-----------------------------

BORN: JULY 3, 1990 | 27 | **ACQUIRED: TRADE WITH SAN DIEGO | JULY 24, 2017**

RESIDES: PHOENIX, ARIZ. | **MAJOR LEAGUE SERVICE: 4 YEARS, 89 DAYS**

2017 SEASON

- 👑 Acquired from San Diego on July 24 in a six-player deal with fellow hurlers Ryan Buchter and Trevor Cahill, in exchange for pitchers Matt Strahm and Travis Wood and minor league infielder Esteyru Ruiz.
- 👑 Posted a 2-2 mark with two saves in three chances, despite an 8.10 ERA (18 ER in 20.0 IP) in 26 appearances with the Royals...he was 1-4 with a 5.72 ERA (25 ER in 39.1 IP) with 20 saves in 23 chances with the Padres.
- 👑 Made three-straight scoreless appearances following the trade to close out July with a 2.53 ERA (3 ER in 10.2 IP)... however, he posted a 9.35 ERA (18 ER in 17.1 IP) over the final two months of the season.
- 👑 Earned his first win with the Royals on Aug. 16, 7-6 at Oakland, despite allowing the tying runs to score in the eighth inning...also earned a 6-4 triumph over Colorado on Aug. 23 with a scoreless ninth inning in front of Eric Hosmer's walk-off homer.
- 👑 Recorded both of his saves in a KC uniform against Minnesota, closing out a 5-4 triumph at Target Field on Sept. 3 and a 5-2 win on Sept. 9 at Kauffman.
- 👑 Combined his two stops for a 3.41 ERA (12 ER in 31.2 IP) and was 13-for-13 in save opportunities at home, compared to a 10.08 ERA (31 ER in 27.2 IP) and all four of his blown saves on the road.
- 👑 Opponents hit .371 (26-for-70) against him with runners in scoring position, which was the sixth-highest average in the Majors (min. .75 batters faced).
- 👑 Fanned all three batters he faced in a 1.0-inning stint twice (both with San Diego), May 2 vs. Colorado and July 7 at Philadelphia...it marked the second and third times he's done that in his career, also accomplishing the feat on June 11, 2016 at Colorado.

HONORS AND AWARDS

- 👑 **First MLB save:** July 1, 2016 vs. New York Yankees
- 👑 **First MLB win:** April 14, 2013 vs. Texas
- 👑 2012 Southern League Most Outstanding Pitcher
- 👑 2012 Mariners Most Improved Player
- 👑 2012 Southern League postseason All-Star
- 👑 2012 MiLB.com Organization All-Star
- 👑 2009 Mariners Minor League Most Valuable Pitcher
- 👑 2008 AZL Mariners Pitcher of the Year

CAREER HIGHLIGHTS

- 👑 Entering 2018, has made 252 big league appearances, including 231 out of the bullpen...has a 12-15 record with 35 saves in 47 opportunities and a 4.51 ERA (119 ER in 237.2 IP) as a reliever and a 4-12 mark with a 6.62 ERA (75 ER in 102.0 IP) as a starter.
- 👑 **2016:** Set career bests in appearances (71) and strikeouts (72) in his second season with San Diego...went 0-5 with a 4.52 ERA (35 ER in 69.2 IP) with 13 saves.
- 👑 Over his final 41 outings, he posted a 2.59 ERA (12 ER in 41.2 IP), with six walks and 39 strikeouts, while holding opponents to a .219 average (34-for-150)...also converted 12 of 14 save opportunities during that span.
- 👑 Worked scoreless outings in 51 of his 71 appearances.
- 👑 Posted a 0.73 ERA (1 ER in 12.1 IP) during the month of July, which included holding opposing hitters to a .122 average (5-for-41)...had a 12.1-inning scoreless streak, from July 4-Aug. 1.
- 👑 Collected his first career four-out save, July 22 at Washington in a 5-3 triumph.
- 👑 **2015:** Acquired by San Diego on Dec. 30, 2014, in exchange for OF Seth Smith.
- 👑 Worked exclusively out of the bullpen for the first time in his career, going 7-4 with a 3.00 ERA (17 ER in 51.0 IP) in 53 appearances...set career highs in wins and ERA.
- 👑 His seven wins were tied for fourth among National League relievers...they were the most by a Padres reliever since Scott Linebrink also had seven victories in 2005.
- 👑 Held left-handed batters to a .158 average (15-for-95), which ranked third among NL relief pitchers (min. 90 batters faced)...from April 29 to the end of the season, lefties batted just .113 (9-for-80) against him.
- 👑 Over his first 39 games (through July 4), went 5-1 with a 1.73 ERA (8 ER in 41.2 IP) with nine walks and 32 strikeouts.
- 👑 Placed on the 15-day disabled list on Aug. 11 with right shoulder inflammation and missed the remainder of the season.
- 👑 **2014:** Split the season between Seattle and Tacoma (AAA), appearing in 38 games and seven starts with the big league club...made 12 appearances and one start in the minors.
- 👑 Had two stints with the Mariners, April 30 to May 30 and June 25 to the end of the season.
- 👑 Posted a 2.17 ERA (9 ER in 37.1 IP) in his 31 relief appearances, compared to a 7.52 ERA (27 ER in 32.1 IP) in his seven starts.
- 👑 Ranked 14th among AL relievers with a 0.96 WHIP, while he averaged 9.16 K/9.0 IP (38 K in 37.1 IP) out of the 'pen.
- 👑 **2013:** In his first big league season, went 5-8 with a 6.30 ERA (63 ER in 90.0 IP) in 22 appearances, including 14 starts.



BRANDON MAURER (CONT.)

- Made his Major League debut on April 4 at Oakland, suffering an 8-2 loss...earned his first big league win on April 14, 4-3 vs. Texas...in his first win, allowed three runs (two earned) on five hits with a walk and five strikeouts over 6.0 innings.
- Became the first Seattle hurler since 1993 to make the Opening Day rotation without pitching at Triple-A (last: Mike Hampton and John Cummings).
- Over his final three starts (Sept. 17-28), went 1-0 with a 2.60 ERA (5 ER in 17.1 IP) with four walks and 17 strikeouts.
- Pitched for the Peoria Javelinas in the Arizona Fall League following the season...posted a 1-2 record with a 5.95 ERA in six starts.

- Minors:** Named Southern League (AA) Most Outstanding Pitcher, going 9-2 with a 3.20 ERA in 24 starts with Jackson in 2012...ranked fifth in the league in ERA.
- Also tabbed the Mariners' Most Improved Player in the minor league system in 2012.
- Missed a majority of the 2010 season with right elbow tendinitis...reinstated from the disabled list on Aug. 13.
- Selected Pulaski (Rookie) Most Valuable Pitcher by the big league club in 2009...ranked eighth among Seattle farmhands with a 3.61 ERA in 12 starts (13 appearances).
- In 2008, named AZL Mariners Pitcher of the Year in his first professional season.

MISCELLANEOUS NOTES

- Full name is **Brandon Eugene Maurer** (MAUW-er)... resides in Phoenix, Ariz., with his wife, Kelsey.
- Graduated from Orange Lutheran (Calif.) High School in 2008...high school teammate of Houston Astros hurler, Gerrit Cole.

CAREER PITCHING

YEAR	CLUB	W-L	ERA	G	GS	CG	SHO	SV	IP	H	R	ER	HR	HB	BB	SO	WP	BK	AVG
2008	AZL Mariners	1-2	3.09	8	5	0	0	0	23.1	20	8	8	1	1	8	25	2	1	.247
2009	Pulaski	3-4	3.61	13	12	1	0	0	67.1	67	36	27	4	7	18	51	5	1	.266
2010	AZL Mariners	0-1	1.64	4	4	0	0	0	11.0	8	4	2	0	2	2	14	1	1	.205
	Clinton	0-1	2.08	2	0	0	0	0	4.1	5	2	1	1	0	0	6	0	0	.294
2011	Clinton	1-3	3.41	7	6	0	0	0	37.0	28	16	14	2	2	14	44	3	4	.211
	High Desert	2-4	6.38	9	7	0	0	0	42.1	47	32	30	8	3	11	37	6	0	.275
2012	Jackson	9-2	3.20	24	24	1	0	0	137.2	133	54	49	4	6	48	117	7	2	.260
2013	Tacoma	3-4	5.21	10	10	0	0	0	46.2	48	29	27	2	5	26	47	3	2	.262
	SEATTLE	5-8	6.30	22	14	0	0	0	90.0	114	66	63	16	6	27	70	9	0	.311
2014	Tacoma	1-0	2.79	12	1	0	0	3	19.1	18	8	6	2	0	8	24	0	0	.247
	SEATTLE	1-4	4.65	38	7	0	0	0	69.2	74	39	36	6	0	19	55	3	0	.267
2015	SAN DIEGO	7-4	3.00	53	0	0	0	0	51.0	39	19	17	3	1	15	39	1	0	.209
2016	SAN DIEGO	0-5	4.52	71	0	0	0	13	69.2	65	37	35	7	2	23	72	3	0	.238
2017	SAN DIEGO	1-4	5.72	42	0	0	0	20	39.1	39	25	25	4	1	8	38	1	0	.257
	KANSAS CITY	2-2	8.10	26	0	0	0	2	20.0	34	18	18	4	0	11	21	0	0	.366
Minor League Totals		20-21	3.79	89	69	2	0	3	389.0	374	189	164	24	26	135	365	27	11	.256
Major League Totals		16-27	5.14	252	21	0	0	35	339.2	365	204	194	40	10	103	295	17	0	.271

CAREER TRANSACTIONS

- 2008 Selected by the Seattle Mariners in the 23rd round of the First-Year Player Draft...signed by Tim Reynolds
- 2014 Acquired by the San Diego Padres, in exchange for OF Seth Smith, Dec. 30
- 2015 Placed on the 15-day disabled list (right shoulder inflammation), Aug. 11...reinstated Oct. 5
- 2017 Acquired by the Kansas City Royals, with LHP Ryan Buchter and RHP Trevor Cahill, in exchange for INF Esteury Ruiz, LHP Matt Strahm and LHP Travis Wood, July 24

CAREER BATTING/FIELDING

	Avg.	AB	H	HR	RBI	Position	Pct.	G	TC	PO	A	E	DP
MLB Totals	.000	1	0	0	0	Pitcher	.957	252	47	15	30	2	0

SINGLE GAME BESTS

STRIKEOUTS (STARTER)

6 (4x) Last: Sept. 23, 2013 vs. KC

STRIKEOUTS (RELIEVER)

4 (3x) Last: June 25, 2014 vs. BOS

INNINGS PITCHED (STARTER)

7.1 May 9, 2014 vs. KC

7.0 Sept. 23, 2013 vs. KC

INNINGS PITCHED (RELIEVER)

4.0 Aug. 28, 2013 vs. TEX

3.1 Aug. 7, 2013 vs. TOR

WINNING STREAK

5 April 21-June 23, 2015



#61 KEVIN MCCARTHY

RIGHT-HANDED PITCHER

BATS RIGHT	THROWS RIGHT	HEIGHT 6-3	WEIGHT 215
---------------	-----------------	---------------	---------------

BORN: FEB. 22, 1992 | 26

SELECTED: 16TH ROUND, 2013 DRAFT

RESIDES: ROCKVILLE CENTRE, N.Y.

MAJOR LEAGUE SERVICE: 124 DAYS

2017 SEASON

- Split the season between the Royals and Omaha (AAA), making a career high 33 appearances in the big leagues... went 1-0 with a 3.20 ERA (16 ER in 45.0 IP), with opponents batting .276 (50-for-181) against him.
- Made KC season debut on May 29 vs. Detroit and posted a 1.59 ERA (5 ER in 28.1 IP) over his first 22 appearances... that included a streak of 10-straight appearances (July 19-Aug. 25) without allowing an earned run, amassing 11.1 innings.
- Did not allow a home run over his first 22 outings, before surrendering four roundtrippers over his final 11 appearances.
- Recorded a 2.20 ERA (9 ER in 16.1 IP) in 13 road appearances, despite allowing a .288 opponents' average (19-for-66)...had a 3.77 ERA (12 ER in 28.2 IP) at home.
- Made 24 appearances vs. AL Central foes, posting a 1.85 ERA (7 ER in 34.0 IP), holding them to a .256 average (34-for-133)...this included 10 appearances vs. Detroit, in which he had a 1.38 ERA (2 ER in 13.0 IP).
- Earned his lone win on July 19, recording the final two outs in the ninth ahead of Alex Gordon's walk-off sacrifice fly in a 4-3 victory over Detroit.
- Tossed a career-high 3.0 scoreless innings on Sept. 13 vs. the White Sox...also collected a career-high four strikeouts, which tied for the most by a Royals reliever in a single outing in 2017.
- Pitched in 25 games at Omaha, going 1-1 with a 3.09 ERA (11 ER in 32.0 IP) and a 1.28 WHIP.

HONORS AND AWARDS

- First MLB win: Sept. 10, 2016 @ Chicago White Sox
- 2016 Texas League midseason All-Star

CAREER HIGHLIGHTS

- 2016:** Made his big league debut on Sept. 9 at U.S. Cellular Field and appeared in 10 games over the final three weeks of the season.
- Faced just one hitter, Tim Anderson, in each of his first two appearances, Sept. 9-10...earned his first big league win in the Sept. 10 game, stranding a pair of inherited runners ahead of a KC rally in a 6-5 victory.
- Made a career-high 47 minor league appearances between Omaha and Northwest Arkansas (AA), going 5-6 with a career-best 16 saves and a 3.04 ERA (23 ER in 68.0 IP).
- Ranked fifth in the Texas League with 11 saves, despite being promoted to Omaha on June 16.
- Minors:** Split the 2015 season Lexington (A), Wilmington (A) and Northwest Arkansas, reaching Double-A for the first time in his career.
- In 2014, injured in his second appearance of the year with Lexington and missed the remainder of the season...placed on the disabled list on April 14.
- Tied for seventh in the Appalachian League (Rookie) in wins (four) in 2013, his first professional season.

MISCELLANEOUS NOTES

- Full name is **Kevin Edward McCarthy**...resides in Rockville Centre, N.Y., during the offseason.
- Graduated from Kellenberg Memorial High School in Uniondale, N.Y.
- Attended Marist College (N.Y.), where he earned MAAC All-Academic honors in 2012 and 2013...went 4-3 with a 4.24 ERA in 68.0 innings in 2013.
- When he made his big league debut in 2016, he became the first player from Marist to appear in a big league game.
- Brother, Brian, was a high jumper at Dartmouth College.

CAREER TRANSACTIONS

2013 Selected by the Kansas City Royals in the 16th round of the First-Year Player Draft...signed by Keith Connolly

SINGLE GAME BESTS

STRIKEOUTS

- 4 Sept. 13, 2017 vs. CWS
- 3 Sept. 6, 2017 @ DET

INNINGS PITCHED

- 3.0 Sept. 13, 2017 vs. CWS
- 2.1 (2x) Last: Sept. 28, 2017 vs. DET

**CAREER PITCHING**

YEAR	CLUB	W-L	ERA	G	GS	CG	SHO	SV	IP	H	R	ER	HR	HB	BB	SO	WP	BK	AVG
2013	Burlington	4-2	3.40	10	5	0	0	0	42.1	49	18	16	2	0	5	32	2	0	.293
2014	Lexington	1-0	0.00	2	0	0	0	0	4.0	2	0	0	0	0	2	1	0	0	.182
2015	Lexington	1-1	1.50	6	0	0	0	2	12.0	10	3	2	0	0	1	8	2	0	.222
	Wilmington	3-3	1.64	16	0	0	0	4	33.0	24	7	6	2	0	5	23	1	1	.205
	Northwest Arkansas	1-0	5.71	11	0	0	0	0	17.1	24	11	11	1	0	8	9	3	1	.329
2016	Northwest Arkansas	3-2	3.12	22	0	0	0	11	34.2	26	12	12	3	1	8	29	4	0	.208
	Omaha	2-4	2.97	25	0	0	0	5	33.1	28	15	11	4	1	16	30	1	0	.230
	KANSAS CITY	1-0	6.48	10	0	0	0	0	8.1	11	8	6	1	0	5	7	0	0	.314
2017	Omaha	1-1	3.09	25	0	0	0	2	32.0	32	12	11	3	0	9	17	0	0	.274
	KANSAS CITY	1-0	3.20	33	0	0	0	0	45.0	50	23	16	4	0	13	27	1	0	.276
	Minor League Totals	16-13	2.98	117	5	0	0	24	208.2	195	78	69	15	2	54	149	13	2	.251
	Major League Totals	2-0	3.71	43	0	0	0	0	53.1	61	31	22	5	0	18	34	1	0	.282

CAREER FIELDING

Position	Pct.	G	TC	PO	A	E	DP
Pitcher	1.000	43	16	7	9	0	1

LONGEST GAMES IN CLUB HISTORY

Inn.	Date	Opp.	Venue	Score
18 (2x)	May 17, 1972	Texas	Municipal Stadium	3-4
	June 6, 1991	Texas	Royals Stadium	4-3
17 (3x)	April 9, 1969	Minnesota	Municipal Stadium	4-3
	May 2, 1970	Cleveland	Municipal Stadium	4-3
	May 25, 1986	Chicago	Royals Stadium	2-1
16 (6x)	April 30, 1972 (1st)	Cleveland	Municipal Stadium	3-5
	August 27, 1972 (2nd)	at New York	Yankee Stadium	8-9
	May 28, 1979	Baltimore	Royals Stadium	5-4
	August 26, 1984	Chicago	Royals Stadium	6-5
	July 29, 1995	Detroit	Kauffman Stadium	5-4
	June 15, 1996	Baltimore	Kauffman Stadium	7-6
15 (12x)	May 30, 1969 (2nd)	New York	Municipal Stadium	4-5
	July 28, 1976	at California	Anaheim Stadium	3-2
	August 26, 1976	at Boston	Fenway Park	7-6
	August 25, 1977	at Milwaukee	County Stadium	4-3
	September 27, 1977 (1st)	at Oakland	Oakland Coliseum	2-4
	May 23, 1981	Minnesota	Royals Stadium	1-0
	April 12, 1989	Baltimore	Royals Stadium	4-5
	June 12, 1993	Chicago	Royals Stadium	1-2
	June 10, 1998	Milwaukee	Kauffman Stadium	6-9
	June 4, 2008	at Chicago	U.S. Cellular Field	4-6
	May 16, 2012	Baltimore	Kauffman Stadium	3-4
	June 17, 2012	at St. Louis	Busch Stadium	5-3

ROYALS 2017 STARTS BY POSITION

P: Cahill (1-2), Duffy (11-13), Farrell (1-0), Garcia (0-1), Gaviglio (1-1), Hammel (11-21), Junis (11-5), Karns (4-4), Kennedy (14-16), Skoglund (1-4), Strahm (1-2), Vargas (20-12), Wood (2-1), Young (2-0)

C: Butera (19-24), Gallagher (4-2), Perez (57-56)

1B: Cuthbert (1-0), Hosmer (75-81), Moss (4-1)

2B: Colon (3-3), Cuthbert (0-1), Merrifield (66-65), Mondesi (4-9), Torres (7-4)

3B: Cuthbert (10-19), Moustakas (68-59), Torres (2-4)

SS: Escobar (80-82)

LF: Bonifacio (4-2), Cabrera (4-7), Gordon (67-68), Merrifield (2-2), Moss (2-1), Soler (1-2)

CF: Bonifacio (0-1), Cain (75-76), Gordon (3-1), Orlando (2-4)

RF: Bonifacio (43-39), Cabrera (18-25), Gordon (0-1), Merrifield (4-4), Moss (0-1), Orlando (8-6), Soler (7-6)

DH: Bonifacio (4-3), Cabrera (2-2), Cain (0-3), Cuthbert (1-4), Hosmer (4-1), Moss (47-42), Moustakas (6-11), Perez (8-5), Soler (4-5)



#15 WHIT MERRIFIELD

INF I E L D E R

BATS
RIGHTTHROWS
RIGHTHEIGHT
6-1WEIGHT
195

BORN: JAN. 24, 1989 | 29

SELECTED: NINTH ROUND, 2010 DRAFT

RESIDES: ADVANCE, N.C.

MAJOR LEAGUE SERVICE: 1 YEAR, 101 DAYS

2017 SEASON

- Spent majority of the year with the Royals, playing in 145 games, which included 131 starts at second base and 12 in the outfield (eight in right, four in left)...served as the Royals' leadoff hitter in 115 games.
- Topped totals from his rookie year in nearly every offensive category, batting .288 (169-for-587) with 32 doubles, six triples, 19 homers, 80 runs scored and 78 RBI.
- Led the American League with 34 stolen bases, becoming the first Royal to lead the league in steals since Johnny Damon (46) in 2000...his stolen base total ranked fourth in the Majors, behind Dee Gordon (60), Billy Hamilton (59) and Trea Turner (46).
- Became the third Royals player (fourth occurrence) with 30+ doubles, 30+ steals and at least 19 home runs in a season, joining Carlos Beltran (2001, 2002) and Amos Otis (1978).
- Hit 18 of his home runs as a second baseman, the most by a KC second sacker not named Frank White, who went deep 22 times in 1985 and 1986.
- Tied for third in the American League in triples and tied for fourth in infield hits (23).
- Led the American League with 94 hits after the All-Star break...it marked the most second-half hits by a Royal since Billy Butler (102) and Alex Gordon (98) in 2012.
- Collected 65 RBI out of the leadoff spot, ranking fourth in the Majors, behind only Colorado's Charlie Blackmon (103), Minnesota's Brian Dozier (93) and Houston's George Springer (84)...hit .321/.362/.509 (36-for-112) with runners in scoring position.
- Hit .317/.366/.506 (57-for-180) with 11 doubles, four triples, five homers and 27 RBI with two outs.
- Hit .321/.344/.476 (27-for-84) in Interleague games...his 27 hits vs. NL foes were tied for eighth-most among AL players.
- Had a 19-game hitting streak (May 13-June 4), which tied for the longest in the American League in 2017 with Jose Altuve...it was also the longest by a Royal since Alex Gordon also hit in 19-straight in 2011.
- Hit three leadoff home runs – July 4 at Seattle (Felix Hernandez), July 25 at Detroit (Michael Fulmer) and Aug. 24 vs. Colorado (German Marquez)...became the seventh Royal (10th occurrence) to hit three or more leadoff homers in a season and first since Alex Gordon (4) in 2013.
- Recorded his first multi-homer game on July 23 vs. the White Sox, hitting solo shots off Derek Holland and Dan Jennings...became the first Royals second baseman with a multi-homer game since Alberto Callaspo on April 18, 2010 (at Minnesota) and the first KC leadoff hitter (any position) with a multi-homer affair since Lorenzo Cain on September 7, 2012 (at White Sox).
- Became the 12th Royal (16th time) to homer in both games of a doubleheader, August 6 vs. Seattle...he and Salvador Perez (May 21 at Minnesota) both accomplished this during the 2017 season.
- Set a career-high with five RBI on Aug. 13 at Guaranteed Rate Field, the most by a Royals leadoff hitter since David DeJesus also drove in five runs on June 15, 2008 vs. Arizona.
- Finished one step away from hitting for the cycle twice – May 29 vs. Detroit (double, triple, homer) and Aug. 13 at Chicago White Sox (single, triple, homer).
- Recorded a career-high three steals on July 2 vs. Minnesota, becoming the first Royal with three thefts in a game since Lorenzo Cain on June 20, 2015 vs. Boston.

HONORS AND AWARDS

- First MLB home run:** June 13, 2016 vs. Cleveland, solo shot off Carlos Carrasco
- First MLB hit:** May 18, 2016 vs. Boston (Game 2), single off David Price
- 2014 George Brett Minor League Hitter of the Year
- 2014 Omaha Player of the Year
- 2014 Texas League midseason All-Star
- 2012 Wilmington Player of the Year
- 2011 Carolina League midseason All-Star

CAREER HIGHLIGHTS

- 2016:** Made his Major League debut on May 18 vs. Boston in the second game of a split doubleheader...recorded his first hit off David Price.
- Played in 81 games, making 55 starts at second base, 11 in left field, three in right field, three at third base and one at first base...became the first Royals player to start games at five different positions (none of them as the DH) since Willie Bloomquist in 2010.
- Among AL rookies who recorded at least 300 at-bats, tied for second in doubles (22), ranked third in batting average (.283) and on-base percentage (.323) and fourth in multi-hit games (27).
- Set a Royals record by hitting safely in his first 11 starts...also hit in 30 of his first 34 games overall (May 18-June 27)...since 1960, only Ichiro Suzuki (32 in 2001) and David Dahl (31 in 2016) have hit in more of their first 34 games.
- Recorded a hit in each of his first 18 home games, the third-longest streak to begin a career since 1913, trailing Rocco Baldelli (20 in 2003) and Albert Pujols (19 in 2001).
- Batted .339 (39-for-115) over his first 27 games (May 18-June 18), 12th-best in the American League over that span.
- Hit .351 (27-for-77) against left-handed pitching, third-best in the AL (min. 80 plate appearances).



WHIT MERRIFIELD (CONT.)

- Clubbed his first home run on June 13 vs. Cleveland and hit his second the next day, becoming the first KC rookie to homer in consecutive games since Mike Moustakas in 2011.
- Had his contract selected from Omaha (AAA) on May 18... optioned back to Triple-A on July 26, before being recalled on Sept. 2...recorded 20 steals in 22 attempts, ranking 17th in the Pacific Coast League, despite playing in just 69 games.
- Minors:** Spent the entire 2015 season with Omaha, appearing at every position except for pitcher and catcher.
- In 2015, tied for fourth in the PCL in stolen bases (32) and ranked fifth in runs scored (83)...enjoyed an 18-game hitting streak (April 16-May 4), batting .370 (27-for-73) with five doubles, two triples and two homers.
- Named George Brett Hitter of the Year (organization's top offensive player) and Omaha Player of the Year in 2014.

- In 2014, tied for sixth among all minor leaguers with 41 doubles combined between Northwest Arkansas and Omaha.
- Would have won the 2014 Pacific Coast League batting title (.340), but finished 65 at-bats shy of qualifying.
- Hit safely in all 14 of Omaha's games during the 2014 postseason, hitting .386 (17-for-44) with two doubles, three homers and seven runs scored...that included going 4-for-4 with a double in Game 2 of the Championship Series at Reno.
- Tabbed Wilmington (A) Player of the Year in 2012, hitting .258 with 20 doubles, three triples, seven homers and 59 runs scored, before being promoted to Double-A for the final month of the season.
- Earned Carolina League (A) All-Star honors in 2011...also tied for fourth in the league with 74 runs scored.

MISCELLANEOUS NOTES

- Full name is **Whitley David Merrifield**...resides in Advance, N.C. during the offseason.
- Graduated from David County High School in Mocksville, N.C., in 2007...batted .464 as a junior and .400 as a senior, earning all-state selections both years.
- Attended the University of South Carolina...hit .326 as a freshman to earn SEC All-Freshman honors in 2008...batted .340 during his sophomore season, playing in all 63 games.
- Helped lead the Gamecocks to the 2010 College World Series title...drove in the winning run with an 11th-inning single to beat UCLA (2-1) in the championship game, the last CWS contest played at Rosenblatt Stadium.

- Batted .321 with 13 home runs and 42 RBI during his junior year (2010), taking honors as the Earnest Brooks Co-Male Athlete of the Year...finished his career sixth in school history with 263 hits and fifth with 197 runs scored.
- Mother, Kissy, was a five-time South Carolina state champion in tennis and played collegiately at Wake Forest University...father, Bill, was a two-time ACC Player of the Year at Wake Forest in baseball and played in the minor leagues.
- Competed in the Japanese Game Show Sports Danshi Grand Prix during the 2017 offseason...show included several athletes from other sports, including Olympic Gold Medal sprinter, Justin Gatlin.

CAREER BATTING

YEAR	CLUB	AVG	G	AB	R	H	2B	3B	HR	RBI	SAC	FP	HP	BB	SO	SB	CS	OBP	SLG	E
2010	Burlington	.253	47	186	24	47	8	3	5	26	4	1	3	15	42	5	3	.317	.409	1
2011	Wilmington	.262	126	477	74	125	30	3	5	36	10	4	4	52	89	24	14	.337	.369	6
2012	Wilmington	.258	101	380	59	98	20	3	8	36	10	5	4	41	69	25	5	.333	.389	7
	Northwest Arkansas	.260	24	96	12	25	2	1	1	8	1	1	0	8	19	3	2	.314	.333	2
2013	Northwest Arkansas	.270	94	322	31	87	20	5	3	43	5	2	2	22	57	17	7	.319	.391	7
2014	Northwest Arkansas	.278	44	162	22	45	13	1	5	20	4	1	1	22	27	5	4	.366	.463	5
	Omaha	.340	76	321	57	109	28	3	3	29	2	3	2	17	52	11	7	.373	.474	2
2015	Omaha	.265	135	544	83	144	29	5	5	38	4	3	4	39	66	32	9	.317	.381	11
2016	Omaha	.266	69	274	46	73	19	0	8	29	2	4	2	22	55	20	2	.321	.423	5
	KANSAS CITY	.283	81	311	44	88	22	3	2	29	1	1	0	19	72	8	3	.323	.392	5
2017	Omaha	.412	9	34	6	14	4	0	3	9	0	1	1	1	4	1	1	.432	.794	0
	KANSAS CITY	.288	145	587	80	169	32	6	19	78	1	7	6	29	88	34	8	.324	.460	12
Minor League Totals		.274	725	2796	414	767	173	24	46	274	42	25	23	239	480	143	54	.334	.403	51
Major League Totals		.286	226	898	124	257	54	9	21	107	2	8	6	48	160	42	11	.324	.437	17

CAREER TRANSACTIONS

2010 Selected by the Kansas City Royals in the ninth round of the First-Year Player Draft...signed by Casey Fahy

HOME RUN INFORMATION

MULTI-HOMER GAMES (1)

July 23, 2017 vs. CWS (2)

LEADOFF (3)

July 4, 2017 @ SEA (Hernandez)

July 25, 2017 @ DET (Fulmer)

Aug. 24, 2017 vs. COL (Marquez)

WALK-OFF RBI (2)

June 23, 2017 vs. Toronto, (double off Grilli, 9th)

July 21, 2017 vs. Chicago White Sox, (sac fly off Clippard, 10th)

CAREER FIELDING

Position	Pct.	G	TC	PO	A	E	DP
First Base	1.000	2	12	12	0	0	1
Second Base	.982	197	836	324	497	15	132
Third Base	.909	6	11	1	9	1	2
Outfield	.982	32	56	51	4	1	2

SINGLE GAME BESTS

HITS

4 (3x) Last: Aug. 23, 2017 vs. COL

DOUBLES

3 Aug. 6, 2017 @ DET

2 (4x) Last: July 2, 2017 vs. MIN

RBI

5 Aug. 13, 2017 @ CWS

4 June 18, 2016 vs. DET

RUNS

3 (3x) Last: Sept. 20, 2017 @ TOR

STOLEN BASES

3 July 2, 2017 vs. MIN

2 Sept. 20, 2017 @ TOR

HITTING STREAKS

19 May 13-June 4, 2017

10 July 14-23, 2017



#27 ADALBERTO MONDESI

INFIELDER

BATS
SWITCH

THROWS
RIGHT

HEIGHT
6-1

WEIGHT
190

BORN: JULY 27, 1995 | 22

SIGNED: NON-DRAFTED FREE AGENT, JULY 27, 2011

RESIDES: SAN CRISTOBAL, D.R.

MAJOR LEAGUE SERVICE: 121 DAYS

2017 SEASON

- Made his first Opening Day roster, but spent a majority of the season with Omaha (AAA) after being optioned on April 21...over three stints with the Royals, batted .170 (9-for-53) with a double, a homer, three RBI and five steals.
- Opened the year as the starting second baseman, but hit .109 (4-for-39) over his first 14 games...returned to the big leagues on Sept. 1 and went 5-for-11 (.455).
- Hit his lone home run on April 12, a solo shot off Oakland's Frankie Montas in the ninth inning...all three of his career roundtrippers are solo shots.
- Matched a career high with two steals on April 7 at Houston...collected all five of his thefts during his first 12 games of the season.
- Fanned 22 times in just 53 at-bats (41.5 percent) at the Major League level.
- In 85 games with the Storm Chasers, batted .305 (98-for-321) with 20 doubles, eight triples, 13 homers, 52 RBI and 52 runs scored...tied for 10th in the Pacific Coast League in triples and ranked eighth in steals (21).
- Selected to the PCL All-Star team, batting .316/.346/.544 (75-for-237) before the break...also hit .350 (48-for-137) with a .642 slugging percentage (12 doubles, five triples, six homers) at Omaha's Werner Park.
- Had an 18-game hitting streak at Omaha (May 7-June 1), batting .397 (29-for-73) with 13 extra-base hits and 15 RBI.

HONORS AND AWARDS

- First MLB home run:** Aug. 16, 2016 @ Detroit, solo shot off Justin Verlander
- First MLB hit:** July 27, 2016 vs. Los Angeles Angels, single off Matt Shoemaker
- 2015 SiriusXM All-Star Futures Game participant (World)
- 2015 Texas League midseason All-Star
- 2014 Arizona Fall League "Rising Star"

CAREER HIGHLIGHTS

- 2016:** Made his regular season debut on July 26 and played in 47 games over the final 10 weeks of the season...made 40 starts at second base and also played in seven games at shortstop.
- Among AL rookies, ranked fourth in stolen bases (9) and tied for sixth in triples (3)...also tied for eighth among all AL players in sacrifices (6) and bunt hits (5).
- Recorded his first Major League hit on his 21st birthday (July 27), a bunt single off Angels' pitcher Matt Shoemaker...became the first Royals player to record his first MLB hit on his birthday...also collected his first RBI later in the same game.
- Hit his first home run – a solo shot off Justin Verlander – on Aug. 16 in Detroit...at 21 years, 20 days, he became the fifth-youngest Royal to hit his first MLB home run...also went deep on Sept. 25 at Comerica Park, with a solo shot off Anibal Sanchez.
- Played in 52 games in the minor leagues between Omaha (AAA), Northwest Arkansas (AA) and Wilmington (A)...served a 50-game suspension (May 10-July 4) for violating MLB's Joint Drug Prevention and Treatment Program.
- Entered the 2016 season as the top prospect in the Royals' organization according to Baseball America...also held that title in 2015.
- Minors: Spent entire 2015 season at Northwest Arkansas, tying for fifth in the Texas League in triples (5) and tied for ninth in stolen bases (19).
- Participated in the 2015 SiriusXM All-Star Futures Game at Great American Ballpark in Cincinnati, going 1-for-2 for the World Team.
- In 2014, led the Carolina League (A) in triples (12), which also tied for seventh among all minor league players.
- Named a 'Rising Star' in the Arizona Fall League following the 2014 season...hit .233 with six doubles and five steals for the Peoria Javelinas.
- Selected as Lexington (A) Player of the Year in 2013 as well as a South Atlantic League All-Star...tied for eighth in the league in triples (7) and tied for 15th in steals (24)...also ranked fifth in at-bats (482), while appearing in a career-high 125 games.

POSTSEASON HIGHLIGHTS

- Made his Major League debut in Game 3 of the 2015 World Series, pinch hitting for pitcher Yordano Ventura...struck out in his only plate appearance.
- Became the first player in big league history to make his debut during the World Series.

**MISCELLANEOUS NOTES**

- Full name is **Raúl Adalberto Mondesi**..resides in San Cristobal, Dominican Republic in the offseason.
- Son of 1994 National League Rookie of the Year, Raul Mondesi, who played in 13 Major League seasons with the Dodgers (1993-99), Toronto (2000-02), the Yankees (2002-

03), Arizona (2003), Pittsburgh (2004), the Angels (2004) and Atlanta (2005).

- Older brother, Raul Jr., played in the Milwaukee Brewers' and Tampa Bay Rays' organizations.

CAREER BATTING

YEAR	CLUB	AVG	G	AB	R	H	2B	3B	HR	RBI	SAC	SF	HP	BB	SO	SB	CS	OBP	SLG	E
2012	Idaho Falls	.290	50	207	35	60	7	2	3	30	1	4	1	19	65	11	2	.346	.386	23
2013	Lexington	.261	125	482	61	126	13	7	7	47	15	3	2	34	118	24	10	.311	.361	30
2014	Wilmington	.211	110	435	54	92	14	*12	8	33	8	2	3	24	122	17	4	.256	.354	16
2015	Northwest Arkansas	.243	81	304	36	74	11	5	6	33	12	5	0	17	88	19	6	.279	.372	15
2016	Northwest Arkansas	.259	29	116	20	30	5	1	5	17	1	1	0	13	30	17	1	.331	.448	5
	Wilmington@	.243	9	37	5	9	2	1	1	4	0	0	0	2	11	2	0	.282	.432	0
	Omaha	.304	14	56	9	17	2	4	1	9	3	0	0	2	19	5	0	.328	.536	1
	KANSAS CITY	.185	47	135	16	25	1	3	2	13	6	0	2	6	48	9	1	.231	.281	4
2017	KANSAS CITY	.170	25	53	4	9	1	0	1	3	4	0	0	3	22	5	2	.214	.245	1
	Omaha	.305	85	321	52	98	20	8	13	52	10	6	2	18	86	21	3	.340	.539	13
Minor League Totals		.258	503	1958	272	506	74	40	44	225	50	21	8	129	539	116	26	.304	.404	103
Major League Totals		.181	72	188	20	34	2	3	3	16	10	0	2	9	60	14	3	.226	.271	5

* -Led league

CAREER TRANSACTIONS

2011 Signed by the Kansas City Royals as a non-drafted free agent, July 27...signed by Edis Perez

2016 Suspended for 50 games by MLB for violating the Joint Drug Prevention & Treatment Program, May 10...reinstated July 4

POSTSEASON BATTING

YEAR	SERIES	VS. OPP.	AVG	G	AB	R	H	2B	3B	HR	RBI	SH	SF	HP	BB	SO	SB	CS	E
2015	WS	vs. NYM	.000	1	1	0	0	0	0	0	0	0	0	0	0	1	0	0	0

CAREER FIELDING

Position	Pct.	G	TC	PO	A	E	DP
Second Base	.987	56	228	99	126	3	35
Shortstop	.923	16	26	10	14	2	2

SINGLE GAME BESTS**HITS**

2 (6x) Last: Sept. 25, 2016 @ DET

RBI

3 Aug. 28, 2016 @ BOS

RUNS

2 (2x) Last: April 12, 2017 vs. OAK

STOLEN BASES

2 (2x) Last: April 7, 2017 @ HOU

KANSAS CITY'S YOUNGEST MLB DEBUTS

Rk.	Name	ML Debut	Age Y/D	Opp.	W/L	Score	Notes
1.	Bret Saberhagen	4/04/84	19/359	vs. NYY	L	3-4	ND, 4.2 IP, 3 H, 0 R, 0 K
2.	Andres Blanco	4/17/04	20/6	at MIN	L	4-8	0-3, SO
3.	Clint Hurdle	9/18/77	20/50	vs. SEA	W	8-3	1-3, HR, 2 RBI, BB
4.	George Brett	8/02/73	20/79	at CWS	W	3-1	1-4, SO
5.	Adalberto Mondesi	10/30/15	20/95	at NYM	L	3-9	0-1, SO
6.	Mark Littell	6/14/73	20/148	at BAL	L	3-8	ND, 6.1 IP, 7 H, 1 ER, 2 K
7.	Dee Brown	9/14/98	20/171	vs. OAK	W	16-6	0-0, 1 R
8.	Zack Greinke	5/22/04	20/214	at OAK	L	4-5 (11)	ND, 5.0 IP, 5 H, 2 ER, 1 K
9.	Buck Martinez	6/18/69	20/223	vs. OAK	L	4-16 (G1)	0-1
10.	Tom Gordon	9/08/88	20/295	vs. OAK	L	1-5	ND, 2.0 IP, 0 H, 0 R, 2 K

Note: Raúl Mondesi became the first player in MLB history to debut in a World Series game.



#34 TREVOR OAKS

RIGHT-HANDED PITCHER

BATS **RIGHT** | THROWS **RIGHT** | HEIGHT **6-3** | WEIGHT **225**

BORN: **MARCH 26, 1993** | 25 | ACQUIRED: **TRADE, WITH LA DODGERS, JAN. 4, 2018**

RESIDES: **RIVERSIDE, CALIF.** | MAJOR LEAGUE SERVICE: **0 DAYS**

2017 SEASON

- Spent a majority of the year with Oklahoma City (AAA), in the Los Angeles Dodgers' minor league system...went 4-3 with a 3.64 ERA (34 ER in 84.0 IP) in 16 appearances and 15 starts.
- Missed the final two months of the season with an oblique injury...placed on the disabled list on July 5 and wasn't activated until Sept. 20...made rehab starts for Ogden (Rookie) and the AZL Dodgers (Rookie).
- Tabbed PCL Pitcher of the Week for the week of June 4, after tossing 7.0 shutout innings in an 11-1 win at New Orleans on May 29...allowed two hits and no walks to go with a season-high seven strikeouts...also hit a three-run homer in the eighth inning.
- Went 3-0 with a 2.43 ERA (9 ER in 33.1 IP) in his home starts.
- Added to the Dodgers' 40-man roster on Nov. 20.
- Tabbed the 14th-best prospect in the Dodgers' minor league system following the season, according to MLB.com.

HONORS AND AWARDS

- 2016 Texas League midseason All-Star

CAREER HIGHLIGHTS

- Acquired by the Royals, along with INF Erick Mejia, on Jan. 4 in a three-way trade that included the Los Angeles Dodgers and Chicago White Sox.
- Enters 2018 with a 31-13 record and a 3.27 ERA in four professional seasons...he's fanned 292 hitters against 72 walks in 404.0 innings in that span.
- Had a breakout 2016 campaign, pitching at three different levels in the Dodgers' organization...combined to go 14-3 with a 2.74 ERA (46 ER in 151.0 IP) combined between Oklahoma City, Tulsa (AA) and Rancho Cucamonga (A).
- His 14 victories in 2016 were second-most among Dodgers' minor leaguers.
- Selected as a Texas League (AA) All-Star in 2016, posting an 8-1 record and a 2.14 ERA (15 ER in 63.0 IP) with Tulsa...led the league in wins and tied for the lead in innings pitched at the time of his promotion on June 21.
- In 2016, named Texas League Pitcher of the Week for the week of June 12 as well as Pacific Coast League Pitcher of the Week, for the week of Aug. 21.

MISCELLANEOUS NOTES

- Full name is **Trevor Scott Oaks**...resides in his native town of Riverside, Calif., during the offseason.
- Graduated from Woodcrest Christian High School in Riverside.
- Played collegiately at Biola University (La Miranda, Calif.) as well as California Baptist (Riverside, Calif.).
- Enjoys playing the piano in his spare time.

CAREER PITCHING

YEAR	CLUB	W-L	ERA	G	GS	CG	SHO	SV	IP	H	R	ER	HR	HB	BB	SO	WP	BK	AVG
2014	Ogden	5-2	6.31	14	3	0	0	0	35.2	41	27	25	2	1	13	29	5	1	.283
2015	Great Lakes	5-5	2.56	18	16	2	0	0	102.0	84	36	29	3	0	14	58	1	1	.221
	Rancho Cucamonga	3-0	3.04	5	5	0	0	0	23.2	28	11	8	2	1	5	16	1	0	.292
2016	Rancho Cucamonga	1-1	3.60	4	4	0	0	0	25.0	26	10	10	1	0	3	22	2	0	.280
	Tulsa	8-1	2.14	10	10	0	0	0	63.0	56	15	15	1	3	9	38	2	0	.239
	Oklahoma City	5-1	3.00	10	10	1	0	0	63.0	64	30	21	7	2	9	48	3	0	.262
2017	Oklahoma City	4-3	3.64	16	15	0	0	0	84.0	87	35	34	5	2	18	72	4	0	.277
	AZL Dodgers@	0-0	0.00	1	1	0	0	0	2.0	0	0	0	0	0	0	3	0	0	.000
	Ogden@	0-0	7.94	2	2	0	0	0	5.2	12	6	5	1	0	1	6	0	0	.429
	Minor League Totals	31-13	3.27	80	66	3	0	0	404.0	398	170	147	22	9	72	292	18	2	.258

@ - Minor League injury rehab

CAREER TRANSACTIONS

- 2014 Selected by the Los Angeles Dodgers in the First-Year Player Draft...signed by Bobby Darwin
- 2018 Acquired by the Kansas City Royals along with INF Erick Mejia as part of a three-team trade, Jan. 4. The Royals sent LHP Scott Alexander, RHP Joakim Soria and cash to the Dodgers. The Dodgers sent Soria, LHP Luis Avilan and cash to the Chicago White Sox in exchange for RHP Jake Peter.



PAULO ORLANDO



#16 PAULO ORLANDO

O U T F I E L D E R

BATS
RIGHT

THROWS
RIGHT

HEIGHT
6-2

WEIGHT
215

BORN: NOV. 1, 1985 | 32

SIGNED: MINOR LEAGUE FREE AGENT | OCT. 31, 2013

RESIDES: SAO PAULO, BRAZIL

MAJOR LEAGUE SERVICE: 2 YEARS, 99 DAYS

2017 SEASON

- Placed in just 39 games with the Royals, missing over two months of the season (May 18-July 21) after suffering a fractured shin at Omaha (AAA)...batted .198 (17-for-86) with three doubles, two homers in the Majors.
- Made his third-straight Opening Day roster, but was optioned to Omaha on April 21 after hitting .149 (7-for-47) in his first 14 games...recalled on Sept. 1 and played in 25 of KC's final 30 contests, batting .256 (10-for-39).
- Homered in back-to-back games, Sept. 27-28 vs. Detroit, for the first time in his career.
- Struck out 15 times in his first 47 at-bats (31.9 percent), but fanned just five times in his final 39 at-bats (12.8 percent).
- Played in 42 games at the minor league level, including 12 at Northwest Arkansas (AA) as part of a rehab assignment... hit a combined .306 (48-for-157) with 11 doubles, two homers, 22 RBI and a pair of steals.
- Between the two stops, hit .329 (26-for-79) with five doubles, a homer and eight RBI in 22 games during the month of August.

HONORS AND AWARDS

- First MLB home run: May 26, 2015 @ New York Yankees, solo shot off Adam Warren
- First MLB hit: April 9, 2015 vs. Chicago White Sox, triple off John Danks
- 2014 Pacific Coast League midseason All-Star
- 2013 World Baseball Classic participant (Brazil)
- 2010 Texas League midseason and postseason All-Star

CAREER HIGHLIGHTS

- 2016:** Played in a career-high 128 games, making 115 starts in the outfield (79 in right field, 36 in center field).
- Earned Royals Player of the Month honors in May, batting .429 (27-for-63) with six doubles, a triple, a homer and nine RBI...his May batting average tied for tops in the Majors with Detroit's Cameron Maybin (min. 50 plate appearances).
- Batted .302, the only Royal to hit above .300 with at least 400 at-bats...hit .317 (82-for-259) from the start of the season through July 31...batted .265 in August, before rebounding to hit .315 (29-for-92) in September.
- Ranked fourth in the AL, batting .329 (52-for-158) with two outs...also ranked seventh in the AL (min. 200 at bats), hitting .331 (78-for-236) at home.
- Recorded a career-best 14-game hitting streak, May 14-31...hit .444 (24-for-54) during the streak.
- Finished a double shy of hitting for the cycle on Aug. 14 at Target Field, going 4-for-5 with a season-best three runs scored.
- 2015:** After nine full seasons in the minor leagues, made his first Opening Day roster and played in 86 games...hit .249 with 14 doubles, six triples, seven homers and 31 runs scored in his rookie season.
- Tied for sixth among Major League rookies in triples...collected his first five of them in his first seven Major League games, becoming the first player since at least 1901 to do this (*Elias Sports Bureau*).
- Became the first Royal since 2009 (John Buck) to collect two triples in a game, April 12 at Angel Stadium...later in the season, Omar Infante also tripled twice in the same game (Aug. 24 vs. Baltimore).
- Blasted the fifth walk-off grand slam in franchise history on July 7, besting Tampa Bay, 9-5...it was the first slam of Paulo's career and first by a KC rookie since Ryan Shealy on Sept. 15, 2006 vs. Seattle.
- Minors:** In 2014, tied for second in the Pacific Coast League (AAA) in games played (136) and triples (9), while also ranking fourth in hits (151) and steals (34).
- Selected as the starting center fielder for the PCL in the 2014 Triple-A All-Star Game, going 0-for-3 in the game in Durham, N.C.
- In 2013, committed just one error in 208 chances (.995 fielding percentage), while recording a career-best 13 outfield assists.
- Spent entire 2012 season at Northwest Arkansas (AA), tying for ninth in the Texas League with 21 thefts.
- In 2011, finished third in the Texas League in triples (10), despite playing in just 45 games.
- Promoted to Omaha, playing in 58 games at the Triple-A level for the first time in his career.
- In 2010, earned midseason and postseason All-Star honors in the Texas League...ranked third in runs scored (84), fourth in steals (25) and fifth in batting average (.305).
- Played in 101 games at Wilmington (A) in his first full season in the Royals' organization, batting .261 with 20 doubles, three triples and two homers in 2009.
- Acquired on Aug. 9, 2008, from the Chicago White Sox, in exchange for LHP Horacio Ramirez.
- Named the "Fastest Baserunner" in the White Sox organization prior to 2007 and 2008 by *Baseball America*...also tabbed the "Best Defensive Outfielder" by the publication prior to 2008.



POSTSEASON HIGHLIGHTS

- 2015: made 12 appearances in postseason play, including all five games of the World Series.
- Became the third Royals' rookie to collect two hits in a postseason game in Game 4 of the ALCS, joining Tom Poquette (1976) and Clint Hurdle (1978).
- Collected a sacrifice fly in Game 2 of the World Series, making him the first KC rookie to record an RBI in a World Series game...Christian Colon became the second with his go-ahead RBI single in Game 5.

MISCELLANEOUS NOTES

- Full name is **Paulo Roberto Orlando**...resides in Sao Paulo, Brazil during the offseason, with wife, Fabricia, and children, Maria Eduarda and Derek.
- Participated in 2017 and 2018 Royals FanFest.
- When he debuted on April 9, 2015, he became the third Brazilian-born player to appear in a Major League game, joining Yan Gomes and Andre Rienzo.
- Played in three games with Brazil at the 2013 World Baseball Classic.

CAREER BATTING

YEAR	CLUB	AVG	G	AB	R	H	2B	3B	HR	RBI	SAC	SF	HP	BB	SO	SB	CS	OBP	SLG	E
2006	Kannapolis	.262	116	470	71	123	23	10	6	31	4	0	11	18	143	29	9	.305	.391	7
2007	Winston-Salem	.253	102	391	49	99	16	4	8	34	10	1	4	19	84	20	7	.294	.376	6
2008	Winston-Salem	.262	112	451	73	118	15	*12	9	42	5	2	9	22	97	28	9	.308	.408	5
	Wilmington	.254	18	71	11	18	5	2	3	9	2	1	0	8	19	1	4	.325	.507	3
2009	Wilmington	.261	101	356	46	93	20	3	2	34	12	1	7	15	80	20	5	.303	.351	1
2010	Northwest Arkansas	.305	121	419	84	128	22	6	13	64	5	3	18	24	62	25	10	.366	.480	13
2011	Northwest Arkansas	.305	45	167	30	51	5	10	4	24	2	2	3	13	35	8	4	.362	.527	2
	Omaha	.235	58	187	24	44	10	2	1	27	6	0	1	11	30	6	3	.281	.326	4
2012	Northwest Arkansas	.279	116	420	54	117	18	2	6	40	3	5	4	30	57	21	6	.329	.374	4
2013	Omaha	.276	92	293	41	81	9	3	5	46	7	3	1	22	56	8	3	.326	.379	1
2014	Omaha	.301	136	501	61	151	21	9	6	63	5	4	5	39	86	34	9	.355	.415	2
2015	KANSAS CITY	.249	86	241	31	60	14	6	7	27	2	1	2	5	53	3	3	.269	.444	4
	Omaha	.276	41	170	20	47	11	0	3	17	1	2	1	8	32	9	0	.309	.394	2
2016	KANSAS CITY	.302	128	457	52	138	24	4	5	43	3	3	7	13	105	14	3	.329	.405	4
2017	KANSAS CITY	.198	39	86	9	17	3	0	2	6	0	0	2	1	20	1	1	.225	.302	0
	Omaha	.293	30	116	14	34	10	0	2	19	0	1	3	9	26	2	2	.357	.431	3
	Northwest Arkansas@	.341	12	41	4	14	1	0	0	3	0	0	0	6	7	0	0	.426	.366	0
	Minor League Totals	.276	1100	4053	582	1118	186	63	68	453	62	25	67	244	814	211	71	.326	.403	27
	Major League Totals	.274	253	784	92	215	41	10	14	76	5	4	11	19	178	18	7	.300	.406	8

*-Led league; @ - Minor League injury rehab

CAREER TRANSACTIONS

- 2005 Signed by the Chicago White Sox as a non-drafted free agent, Jan. 21
- 2008 Acquired by the Kansas City Royals in exchange for LHP Horacio Ramirez, Aug. 9
- 2011 Signed by the Kansas City Royals as a minor league free agent, Nov. 1
- 2012 Signed by the Kansas City Royals as a minor league free agent, Nov. 1
- 2013 Signed by the Kansas City Royals as a minor league free agent, Oct. 31
- 2017 Placed on the 60-day disabled list (fractured shin), June 1...reinstated Aug. 22

POSTSEASON BATTING

YEAR	SERIES	VS. OPP.	AVG	G	AB	R	H	2B	3B	HR	RBI	SH	SF	HP	BB	SO	SB	CS	E
2015	ALDS	vs. HOU	.000	3	1	0	0	0	0	0	0	0	0	0	0	1	0	0	0
2015	ALCS	vs. TOR	1.000	4	2	2	2	0	0	0	0	0	0	0	0	0	0	0	0
2015	WS	vs. NYM	.125	5	8	1	1	0	0	0	1	0	1	0	0	1	0	0	0
	Postseason Totals		.272	12	11	3	3	0	0	0	1	0	1	0	0	2	0	0	0

HOME RUN INFORMATION

GRAND SLAMS (1)
July 7, 2015 vs. TB-1 (Boxberger)

WALK-OFF (1)
July 7, 2015 vs. TB-1 (Boxberger)

WALK-OFF RBI (1)

July 7, 2015 vs. Tampa Bay-1 (grand slam off Boxberger)

CAREER FIELDING

Position	Pct.	G	TC	PO	A	E	DP
Outfield	.982	239	433	413	12	8	3

SINGLE GAME BESTS

- HITS**
4 (3x) Last: Sept. 29, 2016 vs. MIN
- DOUBLES**
2 (5x) Last: Sept. 29, 2016 vs. MIN
- RBI**
4 (2x) Last: May 17, 2016 vs. BOS

- RUNS**
3 (3x) Last: Sept. 18, 2016 vs. CWS
- STOLEN BASES**
2 Sept. 25, 2016 @ DET
- HITTING STREAKS**
14 May 14-31, 2016
10 June 14-26, 2016



WILY PERALTA



#43 WILY PERALTA

RIGHT-HANDED PITCHER

BATS
RIGHT

THROWS
RIGHT

HEIGHT
6-1

WEIGHT
255

BORN: MAY 8, 1989 | 28

SIGNED: MAJOR LEAGUE FREE AGENT | DEC. 5, 2017

RESIDES: SAMAHA, D.R.

MAJOR LEAGUE SERVICE: 4 YEARS, 112 DAYS

2017 SEASON

- Split season between Milwaukee and Colorado Springs (AAA), making 19 appearances and eight starts in the Majors and 13 relief outings with the Sky Sox.
- Opened the year in the Brewers' rotation and won his first three starts, while posting a 2.65 ERA (5 ER in 17.0 IP)... however, he was 1-2 with an 8.61 ERA (22 ER in 23.0 IP) over his final five starts, before moving to the bullpen.
- Earned the win in his first relief appearance, tossing 2.0 hitless innings in a 6-3 triumph at Wrigley Field.
- Pitched to an 11.94 ERA (23 ER in 17.1 IP) in his 11 relief outings, which included allowing runs in seven-straight

appearances (May 26-June 19).

- Designated for assignment on July 29 and sent outright to Colorado Springs on Aug. 3.
- Allowed just one earned run in his last 11 appearances with the Sky Sox (July 18-end of season), posting a 0.66 ERA (13.2 IP) and a .149 opponents' average (7-for-47).
- Made one start for the Dominican Republic in the World Baseball Classic, tossing the first 4.0 innings in the 10-3 win over Colombia...allowed one run on two hits with one walk and six strikeouts, taking a no-decision.

HONORS AND AWARDS

- 2017 World Baseball Classic participant (D.R.)
- 2014 Brewers' Most Valuable Pitcher

- First MLB win: Sept. 5, 2012 at Miami
- 2009 Midwest League midseason All-Star

CAREER HIGHLIGHTS

- Signed a one-year deal with a club option for the 2019 season on Dec. 5, 2017.
- Enters the 2018 season with a 27-31 record and a 4.96 ERA in 79 outings (69 starts) before the All-Star break in his career...he's 20-21 with a 3.84 ERA in 53 outings (51 starts) after the break.
- 2016:** Served as the Brewers' Opening Day starting pitcher and went 7-11 with a 4.86 ERA in 23 starts...also made 10 starts with Colorado Springs (AAA), going 1-3 with a 6.31 ERA.
- Opened the year going 4-7 with a 6.68 ERA (49 ER in 66.0 IP) over his first 13 starts, before being optioned to Triple-A on June 12...posted a 2.92 ERA (20 ER in 61.2 IP) and a 3-4 record after being recalled on Aug. 8.
- Hit his first Major League home run on June 11 vs. the Mets – a two-run shot off Logan Verrett.
- 2015:** Made 20 starts with Milwaukee, going 5-10 with a 4.72 ERA (57 ER in 108.2 IP)...missed two months of the season (May 25-July 27) with a strained left oblique.
- Collected 10 quality starts, going 4-3 with a 2.32 ERA (17 ER in 66.0 IP)...however, he was 1-7 with a 8.44 ERA (40 ER in 42.2 IP) in his other 10 starts.
- 2014:** Named the Brewers' Most Valuable Pitcher by members of the Milwaukee chapter of the Baseball Writers' Association of America.
- Set career highs in wins (17), innings (198.2), strikeouts (154), and quality starts (22), also leading the team in all four categories...his 17 victories tied for fifth in the National League.
- Enjoyed two separate five-game winning streaks, June 5-26 and July 13-Aug. 7, which are tied for the longest of his career.

- Drove in the only runs with a two-run double on May 2 at Cincinnati, also tossing 8.0 shutout innings in a 2-0 triumph...marked the fourth time in his career that he's tossed 8.0 scoreless innings or more.
- Posted a career high 13 strikeouts over 7.0 innings in his final start of the season (Sept. 27) in a 2-1 win over the Cubs...it marked his first time reaching double-digits in strikeouts in a start.
- 2013:** Made 32 starts in his first full season in the big leagues, going 11-15 with a 4.37 ERA...part of Milwaukee's Opening Day roster for the first time in his career.
- Entered the season as the top prospect in the Brewers' system for the second-straight year, according to Baseball America.
- Ranked among the National League leaders in losses (second, 15), wild pitches (tied for sixth, 12) and walks (tied for seventh, 73).
- Posted a 7-7 mark and a 3.05 ERA (35 ER in 103.1 IP) over his final 17 starts (June 21 to end of the season)...went 4-8 with a 6.08 ERA (54 ER in 80.0 IP) in his first 15 starts.
- Recorded his first shutout and first complete game on July 9 vs. Cincinnati, allowing three hits with four walks and six strikeouts over his 9.0 innings in a 2-0 triumph...became the first Milwaukee rookie to toss a shutout since Ben Sheets on May 29, 2001 vs. St. Louis.
- Also collected an 8.0-inning complete game on Aug. 11, in a 2-0 loss at Seattle...allowed two runs on four hits with no walks and four strikeouts, but was outduelled by Felix Hernandez.
- 2012:** Made his Major League debut on April 22 vs. Colorado, but spent most of the season with Nashville (AAA)...went 2-1 with a 2.48 ERA (8 ER in 29.0 IP) in six outings (five starts) for the Brewers.



- Entered the season as the top prospect in the Brewers' minor league system, according to *Baseball America*.
- After debuting in April, was not recalled to the Majors until Sept. 4, making five starts in September...recorded his first win in his first start (Sept. 5), an 8-5 triumph at Miami.
- Ranked fifth in the Pacific Coast League in strikeouts (143)...named PCL Pitcher of the Week for the week of July 8.
- Minors: Entered 2011 ranked as the No. 3 prospect in Milwaukee's organization by *Baseball America*.

- In 2011, ranked second in the organization in wins (11) and strikeouts (157), pitching for both Huntsville (AA) and Nashville.
- Named a Southern League All-Star...also earned Brewers' Minor League Pitcher of the Month honors for July, going 4-0 with a 0.66 ERA (3 ER in 41.0 IP) in six starts.
- Tabbed a Midwest League (A) All-Star in 2009, pitching for Wisconsin.
- Missed the entire 2007 season due to Tommy John surgery.

MISCELLANEOUS NOTES

- Wily Peralta** resides in Samaha, Dominican Republic in the offseason with his wife, Denny, son, Wily, Jr., and daughter, Ciara...former teammate, Martin Maldonado, is his daughter's godfather.
- Since becoming a Major Leaguer, has purchased and

donated toys for over 70 children each January at the school he attended as a child in the Dominican Republic (Samana).

- Enjoys fishing and playing slow pitch softball during his free time.

CAREER PITCHING

YEAR	CLUB	W-L	ERA	G	GS	CG	SHO	SV	IP	H	R	ER	HR	HB	BB	SO	WP	BK	AVG
2006	AZL Brewers	2-5	6.63	14	6	0	0	0	38.0	51	37	28	5	5	20	28	4	0	.319
2007									Injured - Did Not Pitch										
2008	Helena	1-1	3.07	15	2	0	0	2	29.1	23	14	10	4	0	8	36	4	0	.209
	West Virginia	0-1	10.80	2	2	0	0	0	5.0	6	6	6	0	1	3	3	0	0	.316
2009	Wisconsin	4-4	3.47	27	15	0	0	1	103.2	91	45	40	5	4	46	118	8	0	.235
2010	Brevard County	6-3	3.86	19	17	0	0	0	105.0	102	50	45	5	6	40	75	3	1	.253
	Huntsville	2-3	3.61	8	8	0	0	0	42.1	43	22	17	5	4	24	29	4	0	.269
2011	Huntsville	9-7	*3.46	21	21	1	0	0	119.2	106	57	46	9	4	48	117	8	0	.243
	Nashville	2-0	2.03	5	5	0	0	0	31.0	21	7	7	0	1	11	40	1	0	.193
2012	Nashville	7-11	4.66	28	28	1	0	0	146.2	154	79	76	9	9	78	143	9	1	.275
	MILWAUKEE	2-1	2.48	6	5	0	0	0	29.0	24	8	8	0	0	11	23	1	0	.242
2013	MILWAUKEE	11-15	4.37	32	32	2	1	0	183.1	187	107	89	19	7	73	129	12	0	.264
2014	MILWAUKEE	17-11	3.53	32	32	0	0	0	198.2	198	88	78	23	7	61	154	7	0	.261
2015	MILWAUKEE	5-10	4.80	20	20	0	0	0	108.2	130	61	58	14	4	37	60	5	1	.302
	Wisconsin@	0-0	3.38	1	1	0	0	0	2.2	2	1	1	0	0	4	0	0	0	.200
	Biloxi@	0-0	1.04	2	2	0	0	0	8.2	5	1	1	1	1	2	8	0	0	.161
2016	Colorado Springs	1-3	6.31	10	10	0	0	0	41.1	55	31	29	5	0	17	39	5	1	.324
	MILWAUKEE	7-11	4.86	23	23	0	0	0	127.2	152	73	69	19	3	43	93	0	0	.305
2017	MILWAUKEE	5-4	7.85	19	8	0	0	0	57.1	73	51	50	10	1	32	52	5	0	.315
	Colorado Springs	1-0	3.38	13	0	0	0	1	16.0	13	12	6	0	0	10	10	4	0	.213
Minor League Totals		35-38	4.07	165	117	2	0	4	689.1	672	362	312	48	35	307	650	50	3	.257
Major League Totals		47-52	4.50	132	120	2	1	0	704.2	764	388	352	85	22	257	511	30	1	.280

*- Led League; @-Minor League injury rehab

CAREER TRANSACTIONS

- 2005 Signed by the Milwaukee Brewers as a non-drafted free agent, Nov. 26...signed by Fernando Arango and Fausto Sosa Peña
- 2015 Placed on the 15-day disabled list (strained left oblique), May 25...reinstated July 27
- 2017 Placed on the 10-day disabled list (right calf strain), June 21...reinstated July 23
- Signed by the Kansas City Royals as a minor league free agent, Dec. 5

CAREER BATTING/FIELDING

	Avg.	AB	H	HR	RBI	Position	Pct.	G	TC	PO	A	E	DP
MLB Totals	.100	200	20	1	11	Pitcher	.951	132	143	52	84	7	7

WORLD BASEBALL CLASSIC PITCHING

YEAR	CLUB	W-L	ERA	G	GS	CG	SHO	SV	IP	H	R	ER	HR	HB	BB	SO	AVG
2017	Dominican Republic	0-0	2.25	1	1	0	0	0	4.0	2	1	0	1	0	1	6	.125

SINGLE GAME BESTS

STRIKEOUTS (STARTER)

- 13 Sept. 27, 2014 vs. CHC
- 10 June 30, 2016 vs. STL

STRIKEOUTS (RELIEVER)

- 5 May 19, 2017 @ CHC
- 4 July 23, 2017 @ PHI

INNINGS PITCHED (STARTER)

- 9.0 July 9, 2013 vs. CIN
- 8.0 (5x) Last: May 6, 2015 vs. LAD

INNINGS PITCHED (RELIEVER)

- 2.0 (5x) Last: July 23, 2017 @ PHI

COMPLETE GAMES (2)

- July 9, 2013 vs. Cincinnati (9.0 IP)
- Aug. 11, 2013 @ Seattle (8.0 IP)

SHUTOUTS (1)

- July 9, 2013 vs. Cincinnati

WINNING STREAK

- 5 (2x) June 5-26, 2014
- July 13-Aug. 7, 2014



SALVADOR PEREZ



#13 SALVADOR PEREZ C A T C H E R

BATS
RIGHT

THROWS
RIGHT

HEIGHT
6-3

WEIGHT
250

BORN: MAY 10, 1990 | 27

SIGNED: **NON-DRAFTED FREE AGENT** | OCT. 10, 2006

RESIDES: VALENCIA, VENEZUELA

MAJOR LEAGUE SERVICE: **6 YEARS, 50 DAYS**

2017 SEASON

- Played in 129 games, including 115 behind the plate, his fewest since 2012 (76 games)...missed 16 days (Aug. 6-21) due to an intercostal strain, his first stint on the disabled list since 2013...also didn't start KC's final three contests due to injury.
- Despite an injury-plagued second half, set career highs in homers (27), RBI (80) and slugging percentage (.495)...also matched career-bests in runs scored (57) and go-ahead RBI (17).
- Selected to the American League All-Star team for the fifth consecutive year, making his fourth-straight start...he's the second Royals player to start at least four-straight All-Star Games, joining George Brett who did it twice (1976-79 and 1981-85)...went 0-for-2 in the game in Miami.
- Participated in the World Baseball Classic for the second time, playing in two games before suffering a knee injury and missing the rest of the tournament...went 2-for-7 with a double, a home run and two RBI.
- Slugged 24 of his 27 home runs as a catcher, breaking his own franchise record of 21 (2015 and 2016)...his total ranked third in the Majors, behind only Gary Sanchez (27) and Mike Zunino (25)...over the past three seasons, his 66 home runs as a catcher are tops in baseball.
- Also ranked third in the Majors with 74 RBI as a catcher, behind Yadier Molina (82) and Sanchez (80).
- Recorded a .598 slugging percentage on the road, ranking fourth in the American League...hit 21 of his 27 homers away from Kauffman Stadium, which was also fourth in the Junior Circuit.
- Ranked eighth in the AL, slugging .599 during day games, which also tied for third in Royals history...had a .289/.318/.599 slash line in afternoon contests (41-for-142), compared to .258/.288/.450 at night (85-for-329).
- Batted .353/.385/.640 (49-for-139) with 11 doubles, one triple, nine homers and 26 RBI in the seventh inning or later...among AL hitters with at least 125 at-bats after the sixth, his slugging percentage led the league, while his batting average ranked second to Jose Altuve (.361).
- Hit .359/.390/.641 (14-for-39) with two doubles, three homers and seven RBI in 10 Interleague games.
- Connected for 12 of his 27 homers against AL Central foes, including five each vs. Detroit and Minnesota and two vs. Chicago.
- Best month was June, when he hit .345/.360/.631 (29-for-84) with nine doubles, five homers and 18 RBI...that included a season-best 10-game hitting streak from June 5-18, in which he hit .439 (18-for-41).
- Homered in four-straight games (April 6-9), becoming the first Royal to do that since Billy Butler in 2011...came up one shy of matching the franchise record of five-straight games with a home run (Mike Sweeney, 2002).
- Matched a franchise record with three home runs during the May 21 doubleheader at Target Field...Bill Pecota is the only other Royal to have a three-homer doubleheader, doing so July 14, 1989 at Yankee Stadium...hit a pair of roundtrippers in the nightcap of the twinbill, his first of two multi-homer games in 2017, also going deep twice on Sept. 6 at Comerica Park.
- Hit his 100th career home run on June 10 at San Diego, becoming the fifth-youngest Royal to reach 100 dingers (27 years, 31 days), behind Carlos Beltran (26-107), Billy Butler (26-149), John Mayberry (26-178) and Eric Hosmer (26-323).
- Clubbed his first career grand slam on June 21 vs. Boston, turning a 4-2 deficit into a 6-4 lead in the eighth...according to Elias Sports Bureau, it was the second slam by a Royals player in the eighth inning or later that turned a deficit into a lead, with Frank White hitting the first on May 15, 1986 vs. the White Sox.
- Matched a career high with two doubles in a game, twice – April 30 vs. Minnesota and Sept. 23 at Guaranteed Rate Field.
- Recorded his third career stolen base on July 20 vs. Detroit, his first since April 8, 2015 against the White Sox.
- Threw out 15 would-be basestealers in 69 attempts (21.7 percent), his lowest total since 2012 (15 in 40 attempts).

HONORS AND AWARDS

- Five-time American League All-Star (2013-17)
- Four-time Rawlings Gold Glove Award winner (2013-16)
- Two-time World Baseball Classic participant (Venezuela)
- 2016 Louisville Silver Slugger (C)
- 2015 World Series MVP
- 2014 MLB Japanese All-Star tour participant
- 2012 Venezuelan Winter League Rookie of the Year
- First MLB home run: Aug. 29, 2011 @ Detroit, solo shot off Max Scherzer
- First MLB hit: Aug. 10, 2011 @ Tampa Bay, single off Wade Davis
- 2011 Texas League midseason and postseason All-Star
- 2010 Carolina League midseason All-Star
- 2009 Frank White Award (organization's top defensive player)



CAREER HIGHLIGHTS

- 👑 Signed a five-year contract extension on March 1, 2016, which runs through the 2021 season.
- 👑 Enters 2018 with 109 career home runs as a catcher...since his debut in 2011, only Brian McCann (139) and Russell Martin (119) have hit more while catching.
- 👑 Over the last five seasons (since 2013), he's started 647 games behind the plate, which are the most in the Major Leagues and seven more than Yadier Molina (640), who is second.
- 👑 Since 2013, he's thrown out 115 would-be basestealers, which are the most in the American League and rank second in the Majors behind Jonathan Lucroy (125).
- 👑 Recorded 19 career pickoffs, which are the most in the Majors since his debut in 2011...his total is also tied for second among active backstops, trailing only Yadier Molina (49).
- 👑 **2016:** Selected to his fourth consecutive All-Star Game, earning the starting nod for the third-straight season...hit the go-ahead two-run homer in the second inning off former teammate Johnny Cueto.
- 👑 Received a Major League-best 4,965,838 All-Star Game votes, becoming the first Royal to lead the Majors in All-Star voting since George Brett in 1981.
- 👑 Won his fourth-straight *Rawlings* Gold Glove Award, becoming the first Royal to win four in a row or more since Frank White (1977-82) won six-straight.
- 👑 Named American League's Silver Slugger Award honoree at catcher, becoming the first Royals backstop to earn the award...hit a then-career high 22 home runs and also matched his career-bests in runs scored (57), doubles (28) and walks (22).
- 👑 Led AL catchers in hits (127) for the fourth-straight season...also topped the group in doubles, homers, extra-base hits and slugging percentage (.436).
- 👑 Threw out 48.1 percent of would-be basestealers (30-for-70), which led the Major Leagues (min. 25 attempts) and was the highest percentage in franchise history (min. 40 attempts)...his 30 runners caught stealing were second-most in baseball, behind Jonathan Lucroy (40).
- 👑 Became the second Royals catcher to collect five hits in a game, going 5-for-5 on May 23 at Minnesota...the only other KC backstop to have a five-hit contest was Darrell Porter on June 4, 1978 vs. the White Sox.
- 👑 Collected his second career walk-off RBI, recording a two-run double in the ninth inning vs. Seattle on July 7...also had his second multi-homer game, hitting a pair of solo shots at Boston on Aug. 27.
- 👑 **2015:** Selected to his third-straight All-Star Game and named the AL starter at catcher for the second-straight season.
- 👑 Earned his third-straight *Rawlings* Gold Glove Award...cut down 24 would-be basestealers, tying him for third in the Junior Circuit.
- 👑 His 21 home runs were a record by a KC catcher, to set a Royals record...tied his mark in 2016.
- 👑 Led AL backstops in hits (137) and doubles (25) and ranked third in homers (21) and RBI (70).
- 👑 Ranked ninth in the AL with 38 two-out RBI...batted .371 (26-for-70) with runners in scoring position and two outs, good for third among AL hitters with at least 50 at bats in those situations.
- 👑 **2014:** Started a club record 143 games behind the plate, while his 145 games as a catcher overall were the most in the Majors since 2008 (Russell Martin).
- 👑 Combined with his 16 postseason games, his 161 games caught were the most in one season in MLB history, passing Darren Dalton (1993) and Jorge Posada (2000), who both had 158.
- 👑 Earned his second *Rawlings* Gold Glove Award and was selected to the AL All-Star team...became the first Royal to earn a starting nod in the Midsummer Classic since Jermaine Dye (2000).
- 👑 His 150 hits were the most by a Royals catcher since Darrell Porter (155) in 1978...his total led AL backstops, while he was also tops among multi-hit games (40), second in extra-base hits (47) and tied for second in runs scored (57).
- 👑 Went 4-for-4 on Opening Day in Detroit (March 31)...became the fourth Royal to collect four hits on Opening Day and first since Fred Patek went 4-for-4 against Toronto on April 5, 1979.
- 👑 **2013:** Had a breakout campaign, being selected to the AL All-Star team for the first time...he collected a single in the seventh inning to become the first Royal with a hit in the Midsummer Classic since Bo Jackson in 1989.
- 👑 Earned his first *Rawlings* Gold Glove Award, the first Royals catcher to take home the honor.
- 👑 Hit .367 (44-for-120) with eight homers and 32 RBI after Aug. 23, tying with Detroit's Victor Martinez for highest average and most hits in the Majors in that span...his RBI total was second in MLB, behind only San Francisco's Hunter Pence (35).
- 👑 Ranked second in the AL, hitting .377 (46-for-122) with runners in scoring position...also finished ninth in the league, hitting .317 vs. left-handed pitching.
- 👑 Led AL backstops, throwing out 23 would-be basestealers, while his 33.3 caught stealing percentage (23-for-69) tied for second in the league.
- 👑 KC catchers had a 3.36 ERA with him behind the plate, tops in the AL and fifth-best in the Majors.
- 👑 Recorded first career multi-homer game on Aug. 28 at Minnesota, becoming the first KC catcher to homer twice in a game since John Buck did it April 14, 2009 vs. Cleveland.
- 👑 Missed nine games while on the Bereavement List (May 25) and seven games on the concussion D.L. (Aug. 3).
- 👑 **2012:** Missed the first 10 weeks of the season, opening the year on the 60-day disabled list (recovery from left knee surgery)...after returning from the D.L., led AL catchers (minimum 70 games) in batting average (.301), hits (87), runs (38) and doubles (16).
- 👑 Posted a career-best 17-game hitting streak (Aug. 22-Sept. 13), which was also the longest by a Royal in 2017...hit .361 (26-for-72) during the streak, the longest by a Royals catcher.
- 👑 Connected for his first walk-off home run Sept. 15 with a solo shot off Angels' pitcher Ernesto Frieri...home run was the second of back-to-back blasts as Billy Butler tied the score one batter earlier.
- 👑 Named Venezuelan Winter League Rookie of the Year, batting .371 (49-for-132) with 10 doubles, eight homers, 39 RBI and 23 runs scored in 32 games for La Guaira.
- 👑 2011: Played 39 games in his first big league campaign, hitting .331 (49-for-148) with eight doubles, three homers and 21 RBI.
- 👑 Had his contract selected from Omaha (AAA) on Aug. 10 and made his Major League debut that night at Tampa Bay...recorded his first big league hit with a single off Wade Davis and also picked off two baserunners.
- 👑 Named the "Best Defensive Catcher" in the organization by *Baseball America* entering the 2009, 2010 and 2011 seasons.



POSTSEASON HIGHLIGHTS

- Started all 31 Royals postseason games behind the plate in 2014-15...a career .233 hitter (27-for-116) with four doubles, five homers, 14 RBI and 14 runs scored in postseason play.
- In 12 career World Series games, hit .348 (16-for-46) with three doubles, a homer and six RBI, hitting safely in 10 of those contests.
- 2015: Unanimously named World Series MVP, becoming the seventh catcher to accomplish this and first since Toronto's Pat Borders in 1992...also became the second Venezuelan-born player to be named World Series MVP, joining Pablo

Sandoval, who did it with San Francisco in 2012.

- Hit four postseason homers, which tied for second-most by a catcher in a single postseason and was the first to hit as many as four since Boston's Jason Varitek (2003).
- 2014: Hit .333 in the World Series, hitting a Game 1 home run off MVP Madison Bumgarner for the only run against the lefty during the Fall Classic...added a two-run double as part of a five-run sixth inning in Game 2.
- Collected the third walk-off hit in Royals postseason history with a game-winning RBI single in the 12th inning of the Wild Card Game vs. Oakland, for a 9-8 triumph.

MISCELLANEOUS NOTES

- Full name is **Salvador Johan Perez (Diaz)**...resides in Valencia, Venezuela with wife, Maria Gabriela and sons, Salvador, Jr. and Johan during the offseason.
- Played for the Venezuelan National Team in the 2013 and 2017 World Baseball Classic tournaments.
- Played for the Major League All-Stars in their Tour of Japan

in Nov., 2014.

- Participated in Royals FanFest, 2010-18...also participated in a calendar shoot for Braden's Hope for childhood cancer research, the annual Gloves for Kids fundraiser and events at the Guadalupe Center in Kansas City.

CAREER BATTING

YEAR	CLUB	AVG	G	AB	R	H	2B	3B	HR	RBI	SAC	SF	HP	BB	SO	SB	CS	OBP	SLG	E
2007	Surprise	.244	30	86	10	21	3	0	0	10	2	1	5	5	10	1	1	.320	.279	5
2008	Burlington	.325	13	40	4	13	0	1	0	10	2	1	1	5	5	0	0	.404	.375	1
	Idaho Falls	.395	12	43	7	17	3	1	1	6	0	1	0	2	5	0	1	.413	.581	2
2009	Burlington	.189	36	127	10	24	6	0	0	7	2	1	1	6	15	0	1	.230	.236	5
	Idaho Falls	.309	59	233	35	72	14	3	2	38	1	5	1	19	25	0	1	.357	.421	3
2010	Wilmington	.290	99	365	35	106	21	1	7	53	1	9	3	18	38	1	1	.322	.411	6
2011	KANSAS CITY	.331	39	148	20	49	8	2	3	21	0	2	1	7	20	0	0	.361	.473	3
	Omaha	.333	12	48	5	16	5	0	1	10	0	0	1	0	6	0	0	.347	.500	0
	Northwest Arkansas	.283	79	286	35	81	14	0	9	43	2	1	4	16	30	0	1	.329	.427	9
2012	KANSAS CITY	.301	76	289	38	87	16	0	11	39	0	3	1	12	27	0	0	.328	.471	4
	Omaha@	.340	12	50	11	17	2	0	0	7	1	0	0	2	5	0	0	.365	.380	1
2013	KANSAS CITY	.292	138	496	48	145	25	3	13	79	0	5	4	21	63	0	0	.323	.433	8
2014	KANSAS CITY	.260	150	578	57	150	28	2	17	70	0	3	3	22	85	1	0	.289	.403	9
2015	KANSAS CITY	.260	142	531	52	138	25	0	21	70	0	5	4	13	82	1	0	.280	.426	4
2016	KANSAS CITY	.247	139	514	57	127	28	2	22	64	0	2	8	22	119	0	0	.288	.438	4
2017	KANSAS CITY	.268	129	471	57	126	24	1	27	80	0	5	5	17	95	1	0	.297	.495	5
Minor League Totals		.287	352	1278	152	367	68	6	20	184	11	19	16	73	139	2	6	.329	.397	32
Major League Totals		.272	813	3027	329	822	154	10	114	423	0	25	26	114	491	3	0	.301	.442	37

@-Minor League injury rehab

CAREER TRANSACTIONS

- 2006 Signed by the Kansas City Royals as a non-drafted free agent, Sept. 27...signed by Juan Indriago
- 2012 Placed on the 60-day disabled list (surgery on torn meniscus in left knee), March 20...reinstated June 2
- 2013 Placed on Bereavement/Family Emergency List, May 26...reinstated June 2
- Placed on Restricted List, June 2...reinstated June 4
- Placed on the 7-day disabled list (concussion), Aug. 4...reinstated Aug. 11
- 2017 Placed on the 10-day disabled list (right intercostal strain), Aug. 6...reinstated Aug. 22

CAREER FIELDING

Position	Pct.	G	TC	PO	A	E	DP	PB
Catcher	.994	778	5992	5526	430	36	32	25
First Base	.875	3	8	7	0	1	1	-

ALL-STAR BATTING

YEAR	CLUB	SITE	AVG	AB	R	H	2B	3B	HR	RBI	SH	SF	HP	BB	SO	SB	CS	E
2013	AL	NYM	1.000	1	1	1	0	0	0	0	0	0	0	0	0	0	0	0
2014	AL	MIN	.000	1	0	0	0	0	0	0	0	0	0	0	0	0	0	0
2015	AL	CIN	.000	2	0	0	0	0	0	0	0	0	0	0	2	0	0	0
2016	AL	SD	.500	2	1	1	0	0	1	2	0	0	0	0	0	0	0	0
2017	AL	MIA	.000	2	0	0	0	0	0	0	0	0	0	0	0	0	0	0
All-Star Totals			.250	8	2	2	0	0	1	2	0	0	0	0	2	0	0	0



POSTSEASON BATTING

YEAR	SERIES	VS. OPP.	AVG	G	AB	R	H	2B	3B	HR	RBI	SH	SF	HP	BB	SO	SB	CS	E
2014	WC	vs. OAK	.167	1	6	0	1	0	0	0	1	0	0	0	0	2	0	0	0
	ALDS	vs. LAA	.154	3	13	0	2	0	0	0	1	0	0	0	0	4	0	0	0
	ALCS	vs. BAL	.067	4	15	1	1	0	0	0	0	0	0	0	1	2	0	0	0
	WS	vs. SF	.333	7	24	3	8	1	0	1	4	0	0	1	0	2	0	0	0
2015	ALDS	vs. HOU	.286	5	14	3	4	0	0	2	4	0	0	2	2	3	0	0	0
	ALCS	vs. TOR	.136	6	22	4	3	1	0	2	2	0	0	0	1	4	0	0	0
	WS	vs. NYM	.364	5	22	3	8	2	0	0	2	0	0	0	1	2	0	0	0
Division Series Totals			.222	8	27	3	6	0	0	2	5	0	0	2	2	7	0	0	0
Championship Series Totals			.108	10	37	5	4	1	0	2	2	0	0	0	2	6	0	0	0
World Series Totals			.348	12	46	6	16	3	0	1	6	0	0	1	1	4	0	0	0
Postseason Totals			.233	31	116	14	27	4	0	5	14	0	0	3	5	19	0	0	0

WORLD BASEBALL CLASSIC BATTING

YEAR	CLUB	AVG	G	AB	R	H	2B	3B	HR	RBI	SH	SF	HP	BB	SO	SB	CS	E
2013	Venezuela	.200	2	5	1	1	1	0	0	0	0	0	0	0	1	0	0	0
2017	Venezuela	.286	2	7	2	2	1	0	1	2	0	0	0	1	0	0	0	0
World Baseball Classic Totals		.250	4	12	3	3	2	0	1	2	0	0	0	1	1	0	0	0

HOME RUN INFORMATION

MULTI-HOMER GAMES (4)

- Aug. 28, 2013 @ MIN (2)
- Aug. 27, 2016 @ BOS (2)
- May 21, 2017 @ MIN-2 (2)
- Sept. 6, 2017 @ DET (2)

GRAND SLAMS (1)

- June 21, 2017 vs. BOS (Scott)

WALK-OFF (1)

- Sept. 15, 2012 vs. LAA (Frieri)

SINGLE GAME BESTS

HITS

- 5 May 23, 2016 @ MIN
- 4 (4x) Last: March 31, 2014 @ DET

DOUBLES

- 2 (11x) Last: Sept. 23, 2017 @ CWS

RBI

- 5 April 19, 2016 vs. DET
- 4 (4x) Last: June 21, 2017 vs. BOS

RUNS

- 3 (2x) Last: June 18, 2016 vs. DET

HITTING STREAKS

- 17 Aug. 22-Sept. 13, 2012
- 12 May 13-27, 2016
- June 5-18, 2014
- 11 June 8-19, 2016
- June 5-15, 2013
- June 22-July 5, 2012

WALK-OFF RBI (2)

- 👑 Sept. 15, 2012 vs. Los Angeles Angels, (solo home run off Frieri; 9th)
- 👑 July 7, 2016 vs. Seattle, (double off Cishek; 9th)

2017 STARTS BY BATTING ORDER POSITION

- 1st:** Escobar (14-11), Gordon (7-10), Merrifield (57-58), Moustakas (1-2), Torres (1-1)
- 2nd:** Bonifacio (27-15), Cabrera (2-3), Cain (27-38), Moustakas (20-24), Torres (4-2)
- 3rd:** Bonifacio (0-1), Cabrera (15-20), Cain (48-40), Hosmer (17-21)
- 4th:** Cabrera (7-11), Hosmer (62-61), Moss (1-1), Moustakas (2-1), Perez (8-8)
- 5th:** Bonifacio (2-8), Cuthbert (2-3), Gordon (1-2), Merrifield (0-1), Moss (2-0), Moustakas (13-15), Perez (57-53), Soler (3-0)
- 6th:** Bonifacio (13-10), Cuthbert (1-5), Escobar (4-4), Gordon (3-7), Merrifield (3-4), Moss (13-16), Moustakas (38-28), Orlando (3-3), Soler (1-5), Torres (1-0)
- 7th:** Bonifacio (8-7), Cuthbert (5-7), Escobar (24-34), Gallagher (0-1), Gordon (3-3), Merrifield (2-2), Moss (25-18), Orlando (5-4), Soler (8-6)
- 8th:** Bonifacio (0-1), Butera (1-5), Colon (2-2), Cuthbert (2-6), Escobar (33-28), Gordon (19-20), Merrifield (9-4), Mondesi (0-1), Moss (12-10), Orlando (1-2), Soler (0-2), Torres (1-1)
- 9th:** Bonifacio (1-3), Butera (18-19), Cain (0-1), Colon (1-1), Cuthbert (2-3), Escobar (5-5), Gallagher (4-1), Gordon (37-28), Merrifield (1-2), Mondesi (4-8), Orlando (1-1), Torres (2-4), Pitchers (4-6)



ERIC SKOGLUND



#53 ERIC SKOGLUND

LEFT-HANDED PITCHER

BATS
LEFT

THROWS
LEFT

HEIGHT
6-7

WEIGHT
210

BORN: OCT. 26, 1992 | 25

SELECTED: THIRD ROUND, 2014 DRAFT

RESIDES: SARASOTA, FLA.

MAJOR LEAGUE SERVICE: 68 DAYS

2017 SEASON

- Spent most of the season in the minors, where he went 4-5 with a 4.07 ERA (47 ER in 104.0 IP) in 20 starts between Northwest Arkansas (AA) and Omaha (AAA).
- Made his Major League debut on May 30 vs. Detroit, recording 6.1 scoreless innings in a 1-0 win over Justin Verlander...he's the 10th Royal to start and win his Major League debut, and his 6.1 scoreless innings marked the third-longest scoreless start by a Royal in his debut.
- According to *Elias Sports Bureau*, he's the third starting pitcher, in his Major League debut, to win a 1-0 over a former Cy Young Award winner, joining Steve Woodward (July 28, 1997 over Roger Clemens) and Lee Tunnell (Sept. 4, 1982 over Fernando Valenzuela).
- Made two more starts in the Royals' rotation, allowing six runs on 11 hits and four walks over 3.1 innings, and was optioned to Omaha on June 19.
- Had a 3.79 ERA (24 ER in 57.0 IP) in his next 11 starts with the Storm Chasers, including a season-high tying nine strikeouts in his last two starts in the minors on Aug. 10-15.
- Recalled from Aug. 19-28 and made one start on Aug. 27 at Cleveland, in which he allowed seven runs on seven hits and two walks in 1.1 innings.
- Optioned on Aug. 28 but was recalled the next day and spent the rest of the season with Kansas City...allowed seven runs (six earned) in 7.0 innings across his last three appearances (one start).

HONORS AND AWARDS

- First MLB win: May 30, 2017 vs. Detroit
- 2016 Texas League postseason All-Star
- 2015 Carolina League midseason All-Star

CAREER HIGHLIGHTS

- Minors: Spent the entire 2016 season at Northwest Arkansas (AA)...named a Texas League postseason All-Star.
- Led the league in strikeouts (134) and innings pitched, while tying for the lead in starts in 2016...also ranked third in WHIP (1.11) and seventh in ERA among qualifying hurlers.
- Matched a career-high with 10 strikeouts over 6.0 scoreless innings on Aug. 12, 2016 at San Antonio, taking a no-decision in a 1-0 Naturals win...marked his second double-digit strikeout performance, also doing it May 16, 2015 with Wilmington (A) at Lynchburg.
- Made 15 starts with Wilmington in 2015, going 6-3 with a 3.52 ERA (33 ER in 84.1 IP)...named a Carolina League All-Star, tossing a scoreless fifth inning.
- Missed the last seven weeks of the season, being placed on the disabled list on July 20 with a right elbow injury...at the time of his injury, ranked 13th among qualifying Class A pitchers in WHIP (1.11).
- Threw an 8.0-inning complete game, a 3-1 loss at Potomac on May 29, 2015...allowed three runs on 10 hits with a walk and three strikeouts.
- Spent his first professional season at Idaho Falls (Rookie), going 0-2 with a 5.09 ERA.

MISCELLANEOUS NOTES

- Eric L. Skoglund...resides in Sarasota, Fla., during the offseason.
- Graduated from Sarasota High School (Fla.) in 2011...posted a 0.66 ERA during his junior season, the lowest in school history and lowest in the country in 2010...named Rawlings/Perfect Game All-America Honorable Mention in 2010.
- Attended University of Central Florida, where he went 5-3 in 2012 to earn *Louisville Slugger* Freshman All-America honors...also posted a 9-3 mark and a 2.54 ERA as a junior, garnering American Athletic Conference Pitcher of the Year and unanimous All-AAC first team honors.
- Selected by the Pittsburgh Pirates in the 16th round of the 2011 First-Year Player Draft, but did not sign.
- Celebrated his 25th birthday visiting patients in the pediatric unit at the University of Kansas Hospital in Kansas City.

CAREER TRANSACTIONS

- 2014 Selected by the Kansas City Royals in the third round of the First-Year Player...signed by Jim Buckley



CAREER PITCHING

YEAR	CLUB	W-L	ERA	G	GS	CG	SHO	SV	IP	H	R	ER	HR	HB	BB	SO	WP	BK	AVG
2014	Idaho Falls	0-2	5.09	9	8	0	0	0	23.0	30	17	13	2	1	9	25	2	0	.316
2015	Wilmington	6-3	3.52	15	15	1	0	0	84.1	83	36	33	2	4	11	66	2	0	.260
2016	Northwest Arkansas	7-10	3.45	27	27	0	0	0	156.1	135	63	60	19	4	38	134	3	2	.230
2017	Northwest Arkansas	0-0	2.70	1	1	0	0	0	3.1	5	1	1	0	0	3	1	0	0	.385
	Omaha	4-5	4.11	19	19	1	0	0	100.2	110	57	46	14	3	29	102	5	1	.274
	KANSAS CITY	1-2	9.50	7	5	0	0	0	18.0	30	20	19	2	0	12	14	0	0	.375
Minor League Totals		17-20	3.75	71	70	2	0	0	367.2	363	174	153	37	12	90	328	12	3	.257
Major League Totals		1-2	9.50	7	5	0	0	0	18.0	30	20	19	2	0	12	14	0	0	.375

CAREER FIELDING

Position	Pct.	G	TC	PO	A	E	DP
Pitcher	1.000	7	2	0	2	0	0

SINGLE GAME BESTS

STRIKEOUTS

5 May 30, 2017 vs. DET

INNINGS PITCHED

6.1 May 30, 2017 vs. DET
3.0 (2x) Last: Sept. 13, 2017 vs. CWS

ROYALS WITH 10-PLUS STRIKEOUT PERFORMANCES

Gms	Name	Best	Date	Opponent
21	Kevin Appier	13	5/25/94	vs. Texas
			9/15/95	at California
			8/29/96	at Detroit
9	Zack Greinke	15	8/25/09	vs. Cleveland
8	Mark Gubicza	14	8/27/88	vs. Minnesota
8	Bret Saberhagen	13	9/30/89	at Oakland
8	Tom Gordon	13	4/20/91	at New York
7	Dennis Leonard	13	7/8/77	vs. Oakland
			9/23/77	at California
5	Steve Busby	13	7/10/73	at Milwaukee
5	Yordano Ventura	11	8/27/15	vs. Baltimore
			9/2/15	vs. Detroit
			10/3/15	at Minnesota
4	Danny Duffy	16	8/1/16	at Tampa Bay
4	Bob Johnson	12	8/23/70	vs. Boston
4	James Shields	12	4/17/14	at Houston
3	Bill Butler	10	7/15/69	at California
			7/20/69	at Chicago
			9/5/69	at Seattle
3	David Cone	12	7/23/94	at Detroit
3	Luke Hochevar	13	7/25/09	vs. Texas
3	Ian Kennedy	11	6/26/16	vs. Houston
3	Gil Meche	11	6/10/09	at Cleveland
2	Danny Jackson	12	5/26/87	at Chicago
2	Nate Karns	12	5/13/17	vs. Baltimore
2	Charlie Leibrandt	11	7/31/88	at Baltimore
2	Paul Splittorff	10	9/5/72	at Texas
			9/16/73	at California
1	16 pitchers (Floyd Bannister, Bud Black, Nellie Briles, Wally Bunker, Dick Drago, Rich Gale, Luke Hudson, Mark Littell, Felipe Paulino, Odalys Perez, Pat Rapp, Blake Stein, Edinson Volquez, Jay Witasick, Ken Wright, Chris Young)			



BURCH SMITH



#64 BURCH SMITH

RIGHT-HANDED PITCHER

BATS
RIGHT

THROWS
RIGHT

HEIGHT
6-4

WEIGHT
225

BORN: APRIL 12, 1990 | 27

ACQUIRED: TRADE WITH NY METS, DEC. 14, 2017

RESIDES: TYLER, TEXAS

MAJOR LEAGUE SERVICE: 1 YEAR, 51 DAYS

2017 SEASON

- Returned from nearly a three-year absence from professional baseball, appearing in 13 games (12 starts) in the Tampa Bay Rays' minor league system – Gulf Coast League Rays (Rookie), Charlotte (A) and Durham (AAA).
- Posted a 5-3 record with a 2.40 ERA (15 ER in 56.1 IP), while holding the opposition to a .198 average combined between his three stops.
- Made his season debut on June 26, working the first 3.0 innings in a 3-2 loss to the GCL Red Sox...it marked his first professional outing since April 12, 2014 with El Paso (AAA).
- Recorded the win in his first outing with Charlotte, tossing 4.0 scoreless innings of relief in a 7-0 triumph over Tampa...it was his first victory since Sept. 15, 2013, with

San Diego, 4-0 at Atlanta.

- Fanned a season-high nine hitters in 6.0 shutout innings at Jupiter on Aug. 16, his final outing with the Stone Crabs.
- Won each of his final two starts (Aug. 27 vs. Norfolk and Sept. 1 at Gwinnett), allowing just one earned run over his last 11.1 innings.
- Made two postseason starts with Durham, going 0-1 with a 4.32 ERA (4 ER in 8.1 IP)...suffered a 5-0 loss to Indianapolis in Game 3 of the International League finals and took a no-decision in Game 4 of the league's Governor's Cup Series vs. Scranton/Wilkes-Barre.
- Also received six starts with Surprise in the Arizona Fall League, going 1-2 with a 3.98 ERA (9 ER in 20.1 IP), holding opponents to a .176 average (12-for-68).

HONORS AND AWARDS

- 2014 Arizona Fall League "Rising Star"
- First MLB win: Sept. 15, 2013 at Atlanta

CAREER HIGHLIGHTS

- Acquired by the Royals from the New York Mets in exchange for future considerations, Dec. 14, 2017...selected by the Mets with the No. 6 pick in the Rule 5 Draft.
- In 61 appearances (58 starts) over five minor league seasons, is 20-14 with a 3.45 ERA (109 ER in 284.1 IP) with 80 walks and 302 strikeouts...he's allowed two walks or fewer in 53 of his 58 starts.
- Did not pitch professionally in 2015 or 2016, recovering from Tommy John surgery which was performed in April, 2015.
- Acquired by Tampa Bay from San Diego as part of a three-team trade, which included Washington...former Royals prospect, OF Wil Myers, was part of the trade, Dec. 17, 2014.
- In 2014, made a pair of starts with El Paso (AAA), before suffering a season-ending injury (right forearm strain)...made nine appearances in the Arizona Fall League with Surprise, going 3-0 with a 5.52 ERA.
- Became the Padres' first 2011 draft pick to reach the Majors, debuting on May 11, 2013 at Tampa Bay...prior to the 2013 season, had not appeared in a game above Class A.
- In his debut at Tropicana Field (May 11, 2013), he retired

the side in order in the first, which included a pair of strikeouts...however, he faced seven hitters in the second inning and did not record an out, allowing a two-run homer to James Loney.

- In 2013, had three other stints in the Majors, before earning a September call-up...posted a 3.80 ERA (10 ER in 23.2 IP) with 31 strikeouts over his four September outings.
- Earned his first big league victory on Sept. 15, 2013, at Atlanta, 4-0...tossed 7.0 scoreless frames, allowing three hits, while recording 10 strikeouts...became the third rookie pitcher in Padres history to toss 7.0 shutout frames and collect 10 K's in the same contest.
- Spent entire 2012 season with Lake Elsinore (A), going 9-6 with a 3.85 ERA (55 ER in 128.2 IP)...tied for fifth in the California League in strikeouts (137) and also ranked seventh in ERA and tied for eighth in victories.
- On April 28, 2012, took a no-hitter into the eighth inning vs. Rancho Cucamonga (Dodgers), before allowing a double to start the frame...finished with a career-best 13 strikeouts in a 4-1 victory.

MISCELLANEOUS NOTES

- Full name is **Burch Taylor Smith**...resides in hometown of Tyler, Texas during the offseason.
- Graduated from Robert E. Lee High School in Tyler, where he was a 2008 All-East Texas selection...did not make the baseball team as a freshman.
- Spent two seasons at Howard Junior College in Big Spring, Texas (2009-10)...named a WJCAC All-American as well as the 2010 Pitcher of the Year...led Howard to the 2009

NJCAA National Championship and a 63-1 record, which included a 57-game winning streak.

- Drafted twice by Cleveland (2009 and 2010), but did not sign.
- Transferred to the University of Oklahoma for the 2011 baseball season...named All-Big 12 Honorable Mention, going 10-4 with a 3.90 ERA.
- He is the first Major League player with the first name of Burch...it is his mother's maiden name.



👑 Younger brother, Blake, was drafted in the 29th round by the Los Angeles Angels in the 2016 First-Year Player Draft...Blake played baseball collegiately at West Virginia University.

👑 Growing up in Tyler, Texas, former Cleveland Browns' quarterback Johnny Manziel was a frequent guest at the Smith family house.

CAREER PITCHING

YEAR	CLUB	W-L	ERA	G	GS	CG	SHO	SV	IP	H	R	ER	HR	HB	BB	SO	WP	BK	AVG
2011	AZL Padres	0-0	4.50	2	0	0	0	1	2.0	3	2	1	0	0	1	4	1	0	.300
2012	Lake Elsinore	9-6	3.85	26	26	0	0	0	128.2	127	62	55	11	7	27	137	4	0	256
2013	San Antonio	1-2	1.15	6	6	0	0	0	31.1	17	8	4	1	2	6	37	1	0	.155
	Tucson	5-1	3.39	12	12	0	0	0	61.0	56	24	23	4	1	17	65	3	0	.246
	SAN DIEGO	1-3	6.44	10	7	0	0	0	36.1	39	26	26	9	0	21	46	0	0	.269
2014	El Paso	0-2	18.56	2	2	0	0	0	5.1	13	11	11	2	0	5	3	0	0	.481
2015	TAMPA BAY	Injured - Did not pitch.																	
2016	TAMPA BAY	Injured - Did not pitch.																	
2017	GCL Rays@	0-1	6.00	1	1	0	0	0	3.0	4	2	2	0	0	0	4	0	0	.364
	Charlotte@	3-1	2.43	9	8	0	0	0	37.0	26	12	10	1	4	20	33	1	0	.200
	Durham	2-1	1.65	3	3	0	0	0	16.1	9	3	3	2	0	4	19	2	0	.161
Minor League Totals		20-14	3.45	61	58	0	0	1	284.2	255	124	109	21	14	80	302	12	0	.239
Major League Totals		1-3	6.44	10	7	0	0	0	36.1	39	26	26	9	0	21	46	0	0	.269

@-Minor League injury rehab

CAREER TRANSACTIONS

- 2011 Selected by the San Diego Padres in the 14th round of the First-Year Player Draft...signed by Lane Decker
- 2014 Acquired by the Tampa Bay Rays along with INF Jake Bauers and C Rene Rivera from San Diego as part of a three-team trade, Dec. 14. Washington sent LHP Travis Ott and OF Steven Souza, Jr., to Tampa Bay. Tampa Bay sent LHP Jose Castillo, C Ryan Hanigan, OF Wil Myers and RHP Gerardo Reyes to San Diego. San Diego sent RHP Joe Ross and a player to be named to Washington.
- 2015 Placed on the 60-day disabled list (right elbow surgery), April 8...reinstated Nov. 6
Outrighted to the minor leagues, Nov. 20
- 2017 Selected by the New York Mets in the Rule 5 Draft, Dec. 14
Acquired by the Kansas City Royals from the New York Mets, in exchange for a player to be named, Dec. 14

CAREER BATTING/FIELDING

MLB Totals	Avg.	AB	H	HR	RBI	Position	Pct.	G	TC	PO	A	E	DP
	.111	9	1	0	0	Pitcher	.833	10	6	2	3	1	0

SINGLE GAME BESTS

STRIKEOUTS

10 Sept. 15, 2013 @ ATL

INNINGS PITCHED

7.0 Sept. 15, 2013 @ ATL

6.0 Sept. 21, 2013 vs. LAD

ROYALS ROOKIE OF THE YEAR

Year	Player	Position	Award
1969	Lou Piniella	OF	Jackie Robinson Rookie of the Year (BBWAA)
1989	Tom Gordon	RHP	<i>Baseball Digest, USA TODAY</i>
1994	Bob Hamelin	1B/DH	Jackie Robinson Rookie of the Year (BBWAA), <i>The Sporting News, Baseball Digest</i>
1999	Carlos Beltran	OF	Jackie Robinson Rookie of the Year (BBWAA), <i>The Sporting News, Baseball America, Baseball Digest</i>
2000	Mark Quinn	OF	<i>The Sporting News</i>
2003	Angel Berroa	SS	Jackie Robinson Rookie of the Year (BBWAA), Players Choice Awards
2011	Eric Hosmer	1B	Negro Leagues Baseball Museum



Lou Piniella (1969)
Louis Requena/Getty Images



JORGE SOLER



#12 JORGE SOLER OUTFIELDER

BATS
RIGHT

THROWS
RIGHT

HEIGHT
6-4

WEIGHT
230

BORN: FEB. 25, 1992 | 26

ACQUIRED: TRADE WITH CHICAGO CUBS | DEC. 7, 2016

RESIDES: MIRAMAR, FLA.

MAJOR LEAGUE SERVICE: 2 YEARS, 143 DAYS

2017 SEASON

- Split the season between Kansas City and Omaha (AAA), playing in 35 games with the Royals and 74 with the Storm Chasers...opened the year on the 10-day disabled list (strained left oblique) and didn't make his KC debut until May 6...optioned twice, before being recalled for the remainder of the season on Sept. 5.
- Batted .144 (14-for-97) at the Major League level with five doubles, two homers and six RBI.
- Both of his Major League home runs came at Kauffman Stadium – a solo shot on May 14 off Baltimore's Richard Bleier and a two-run homer off Minnesota's Buddy Boshers on July 1.
- Went hitless in his final 23 at-bats in the big leagues...his last hit was a fifth-inning double on July 2 vs. Minnesota.
- Tied for 11th in the Pacific Coast League with 24 home runs...his total led all Royals' minor league players, one ahead of teammate Frank Schwindel (23)...recorded five multi-homer games, after collecting just one in his first five minor league seasons.
- Hit .324/.453/.667 (36-for-111) with 11 homers and 31 RBI in his first 31 games with Omaha...however, he batted .228/.342/.494 (37-for-162) with 13 homers and 28 RBI in his final 43 minor league contests.
- Had a career day on June 11 vs. New Orleans, connecting for a two-run shot in the ninth to tie the game and a walk-off grand slam in the 10th...his six RBI in the contest were a minor league career high.

HONORS AND AWARDS

- First MLB hit/home run: Aug. 27, 2014 at Cincinnati, solo shot off Mat Latos
- 2013 Arizona Fall League Rising Star
- 2013 SiriusXM All-Star Futures Game participant (World)
- 2013 Florida State League midseason All-Star

CAREER HIGHLIGHTS

- Acquired by the Royals from the Chicago Cubs on Dec. 7, 2016, in exchange for RHP Wade Davis...signed a nine-year contract with the Cubs, which runs through the 2020 season.
- 2016: Spent a majority of the year in the Majors, appearing in 86 games with the Cubs...missed nearly two months of action, being placed on the disabled list with a strained left hamstring, June 7.
- Batted .277 (39-for-141) with 10 homers and 25 RBI over his last 53 contests of the season...that included homering in his first at-bat after coming off the DL (Aug. 5), blasting a three-run shot off Dillon Overton at Oakland.
- Reached base in a career-high 11-straight games, June 2-Aug. 12, batting .438 (14-for-32) with a pair of walks.
- Hit a game-tying solo shot in the ninth inning on Aug. 29 vs. Pittsburgh in a game the Cubs won 8-7 in 13 innings...it marked his first game-tying or go-ahead home run in the ninth inning or later.
- 2015: In his first full season with the Cubs, played in 101 games, batting .262 with 10 homers and 47 RBI...had two separate DL stints, missing from June 3-July 5 with a sprained left ankle and from Aug. 24-Sept. 17 with a strained left oblique.
- Despite missing six weeks of action, ranked ninth among NL rookies in walks (32) and tied for fifth in outfield assists (4).
- Recorded second career multi-homer game, April 13 vs. Cincinnati, which included the game-tying two-run shot in the eighth inning...joined Mandy Brooks (1925) as the only Cubs' players to record two multi-homer contests in their first 30 big league games.
- Rated as the third-best prospect in the Cubs' organization by *Baseball America* prior to the 2015 season.
- 2014: Made his Major League debut on Aug. 27 at Cincinnati...became the first Cub since 2010 (Starlin Castro) to homer in his first big league at-bat, taking Mat Latos deep in the second inning.
- Batted .292 (26-for-89) with eight doubles, one triple, five homers and 20 RBI in his first 24 games with Chicago.
- Homered twice, in St. Louis on Aug. 29, joining Javier Baez as the only Cubs players to homer three times in their first three Major League contests.
- Became the third player since 1900 to record at least one extra-base hit in each of his first five games, joining St. Louis' Enos Slaughter (1938) and Boston's Will Middlebrooks (2012).
- Minors: Named a Florida State League (A) All-Star in 2013 and selected as the Cubs' Minor League Player of the Month for July, 2014.
- Missed a majority of the 2013 season due to a left shin fracture, which he suffered in June...played 20 games in the Arizona Fall League, batting .271 (23-for-85) with six doubles, a homer and 35 RBI.
- Named to the World Team in the 2013 SiriusXM All-Star Futures Game at Citi Field...did not play due to injury.



POSTSEASON HIGHLIGHTS

- 👑 Played in 15 games during the 2015-16 postseasons with the Cubs...owns a .344 batting average (11-for-32) with three doubles, a triple, three homers and five RBI in those contests.
- 👑 Reached base safely in each of his first nine postseason appearances, becoming the first player in Major League history to accomplish this...the previous Cubs record was seven-straight, by Hack Wilson in the 1929 World Series.
- 👑 **2016:** Went 2-for-3 with a triple in Game 3 of the World Series vs. Cleveland, for his only two hits of the postseason...was 0-for-10 entering the contest.
- 👑 **2015:** Batted .474 (9-for-19) with three doubles and three homers in seven postseason contests.
- 👑 His three home runs during the postseason tied for seventh among all participants...he and teammate Kyle Schwarber (five homers), became the first Cubs to homer three times or more in a single postseason since Aramis Ramirez and Alex Gonzalez (four each) in 2003.
- 👑 Went 3-for-4 with a pair of doubles in Game 4 of the NLCS vs. the New York Mets, becoming the first Cubs rookie with three hits in a postseason game since Jerome Walton (3-for-4) in Game 2 of the 1989 NLCS vs. San Francisco.

MISCELLANEOUS NOTES

- 👑 Full name is **Jorge Carlos Soler (Castillo)**...resides in Havana, Cuba during the offseason with his wife, Leydis Sennano and son, Jorley.
- 👑 Played for Cuba in several international tournaments, including the 16-under COPABE Pan American Championships in 2008, and the World Junior Championships in Thunder Bay, Ontario, Canada, in 2010...during World Junior Championships, hit .304 with a .522 slugging percentage, helping Cuba to the bronze medal.
- 👑 Participated in the Cubs Rookie Development program in 2014.

CAREER BATTING

YEAR	CLUB	AVG	G	AB	R	H	2B	3B	HR	RBI	SAC	SF	HP	BB	SO	SB	CS	OBP	SLG	E
2012	AZL Cubs	.241	14	54	14	13	2	0	2	10	0	0	1	6	13	8	0	.328	.389	0
	Peoria	.338	20	80	14	27	5	0	3	15	0	0	2	6	4	1	1	.398	.513	1
2013	Daytona	.281	55	210	38	59	13	1	8	35	0	4	1	21	38	5	1	.343	.467	3
2014	Tennessee	.415	22	65	13	27	9	1	6	22	0	2	0	12	15	0	0	.494	.862	1
	AZL Cubs@	.400	8	25	7	10	3	0	1	6	0	0	1	4	7	0	0	.500	.640	1
	Iowa	.282	32	110	22	31	11	1	8	29	0	0	0	17	26	0	1	.378	.618	0
	CHICAGO (NL)	.292	24	89	11	26	8	1	5	20	0	2	0	6	24	1	0	.330	.573	2
2015	CHICAGO (NL)	.265	101	366	39	97	19	1	10	47	0	3	3	32	120	3	1	.327	.404	1
	Iowa	.154	4	13	1	2	0	0	0	1	0	0	0	3	4	0	0	.313	.154	0
2016	CHICAGO (NL)	.238	86	227	37	54	9	0	12	31	0	3	3	31	66	0	0	.333	.436	1
	Iowa@	.143	2	7	0	1	0	0	0	0	0	0	0	5	0	0	0	.143	.143	0
	Tennessee@	.167	9	30	4	5	0	0	0	2	0	1	0	11	11	0	0	.381	.167	0
2017	Omaha	.267	74	273	49	73	9	0	24	59	0	4	50	82	1	0	0	.388	.564	0
	KANSAS CITY	.144	35	97	7	14	5	0	2	6	0	0	1	12	36	0	0	.245	.258	0
	Minor League Totals	.286	240	867	162	248	52	3	52	179	0	7	9	130	207	18	3	.382	.533	6
	Major League Totals	.244	246	779	94	190	40	2	29	104	0	8	7	81	247	4	1	.318	.412	4

@-Minor League injury rehab

CAREER TRANSACTIONS

- 2012 Signed by the Chicago Cubs as a non-drafted free agent, June 30...signed by Louie Eljuana, Alex Suarez and Jose Serra
- 2015 Placed on the 15-day disabled list (sprained left ankle), June 3...reinstated July 5
Placed on the 15-day disabled list (strained left oblique), Aug. 24...reinstated Sept. 17
- 2016 Placed on the 15-day disabled list (strained left hamstring), June 7...reinstated Aug. 5
Acquired by the Kansas City Royals, in exchange for RHP Wade Davis, Dec. 7
- 2017 Placed on the 10-day disabled list (strained left oblique), April 2...reinstated May 6

CAREER FIELDING

Position	Pct.	G	TC	PO	A	E	DP
Outfield	.987	201	305	293	8	4	2

POSTSEASON BATTING

YEAR	SERIES	VS. OPP.	AVG	G	AB	R	H	2B	3B	HR	RBI	SH	SF	HP	BB	SO	SB	CS	E
2015	NLDS	vs. STL	.571	4	7	3	4	1	0	2	4	0	0	0	6	1	0	0	0
	NLCS	vs. NYM	.417	3	12	3	5	2	0	1	1	0	0	0	4	0	0	0	0
2016	NLDS	vs. SF	.000	2	4	0	0	0	0	0	0	0	0	0	1	1	0	0	0
	NLCS	vs. LAD	.000	4	4	0	0	0	0	0	0	0	0	0	1	2	0	0	0
	WS	vs. CLE	.400	2	5	0	2	0	1	0	0	0	0	0	1	1	0	0	0
	Division Series Totals		.364	6	11	3	4	1	0	2	4	0	0	0	7	2	0	0	0
	Championship Series Totals		.313	7	16	3	5	2	0	1	1	0	0	0	1	6	0	0	0
	Postseason Totals		.344	15	32	6	11	3	1	3	5	0	0	0	9	9	0	0	0



JORGE SOLER (CONT.)

HOME RUN INFORMATION

MULTI-HOMER GAMES (2)

Aug. 29, 2014 @ STL (2)

April 13, 2015 vs. CIN (2)

PINCH-HIT (1)

Sept. 21, 2015 vs. MIL (Jimenez)

SINGLE GAME BESTS

HITS

4 April 20, 2015 @ PIT

DOUBLES

2 Sept. 1, 2014 vs. MIL

RBI

4 April 13, 2015 vs. CIN

RUNS

3 April 13, 2015 vs. CIN

HITTING STREAKS

10 July 31-Aug. 11, 2015

ROYALS' LAST TRADE BY CLUB

Trades	Team	Last Trade	Players Acquired	Players Traded
12	Angels	05-07-15	Cash	Brooks Pounders
6	Astros	07-31-13	Justin Maxwell	Kyle Smith
13	Athletics	01-29-18	Heath Fillmyer, Jesse Hahn	Ryan Buchter, Brandon Moss
9	Blue Jays	10-30-14	Santiago Nessesy	Liam Hendriks
13	Braves	08-31-15	Jonny Gomes	Luis Valenzuela
11	Brewers	12-05-13	Nori Aoki	Will Smith
6	Cardinals	12-01-15	Tony Cruz	Jose Martinez
6	Cubs	12-07-16	Jorge Soler	Wade Davis
4	Diamondbacks	01-03-17	Peter O'Brien	Sam Lewis
7	Dodgers	01-04-18	Erick Mejia, Trevor Oaks	Scott Alexander, Joakim Soria
9	Giants	11-07-11	Jonathan Sanchez, Ryan Verdugo	Melky Cabrera
5	Indians	08-25-03	Brian Anderson (Matt White)	Trey Dyson, Kieran Mattison
9	Mariners	01-06-17	Nate Karns	Jarrold Dyson
7	Marlins	11-28-14	Brian Flynn, Reid Redman	Aaron Crow
19	Mets	12-14-17	Burch Smith	Cash/Future Considerations
6	Nationals/Expos	04-25-00	Miguel Batista	Brad Rigby
10	Orioles	12-02-15	Cash	Francisco Pena
8	Padres	07-24-17	Ryan Buchter, Trevor Cahill, Brandon Maurer	Matt Strahm, Travis Wood
				Esteury Ruiz
4	Phillies	06-05-01	Paul Byrd	Jose Santiago
1	Pilots	04-01-69	Lou Piniella	Steve Whitaker, John Gelnar
16	Pirates	07-29-15	Cash	Joe Blanton
9	Rangers	07-16-14	Jason Frasor	Spencer Patton
5	Rays	12-09-12	James Shields, Wade Davis, Elliot Johnson	Wil Myers, Mike Montgomery, Jake Odorizzi, Patrick Leonard
				Cash
10	Red Sox	12-11-14	Jandel Gustave	Cash/Future Considerations
15	Reds	12-14-17	Brad Keller	Jonathan Sanchez
6	Rockies	07-20-12	Jeremy Guthrie	Wilson Betemit
7	Tigers	07-20-11	Antonio Cruz, Julio Rodriguez	Jason Adam
2	Twins	08-11-14	Josh Willingham	Andre Davis, A.J. Puckett
7	White Sox	07-30-17	Melky Cabrera	Cesar Cabral
6	Yankees	12-08-11	Cash	

Major League Trades Only

ROYALS 20-20 SEASONS

Player	Year	HR	HR Lg. Rank	SB	SB Lg. Rank
Jeff Francoeur	2011	20	T-34th	22	T-15th
Carlos Beltran	2003	26	T-24th	41	3rd
Carlos Beltran	2002	29	T-14th	35	2nd
Carlos Beltran	2001	24	T-29th	31	T-8th
Carlos Beltran	1999	22	T-38th	27	12th
Bo Jackson	1989	32	4th	26	11th
Bo Jackson	1988	25	T-10th	27	T-12th
Amos Otis	1978	22	T-17th	32	9th



#11 BUBBA STARLING
OUTFIELDER

BATS
RIGHT

THROWS
RIGHT

HEIGHT
6-4

WEIGHT
215

BORN: AUG. 3, 1992 | 25

SELECTED: FIRST ROUND (5TH), 2011 DRAFT

RESIDES: GARDNER, KAN.

MAJOR LEAGUE SERVICE: 37 DAYS

2017 SEASON

- ✦ Spent his entire year with Omaha (AAA), playing in 80 games despite two extended stints on the disabled list... appeared in just seven games after his initial DL stint (July 13-Aug. 11).
- ✦ Had his contract selected on Aug. 26, being placed on the 60-day disabled list...marked his first time on the Royals' 40-man roster.
- ✦ Batted .248 (69-for-278) with 14 doubles, one triple, seven homers and 35 runs scored.
- ✦ After hitting .121 (8-for-66) with two extra-base hits in his first 20 games, batted .288 (61-for-212) with 20 extra-base hits (.443 SLG) from May 2 to the end of the season.
- ✦ Hit .325/.426/.550 (13-for-40) when leading off an inning, which included three of his seven home runs.
- ✦ Collected 11 outfield assists in 78 games, the third time he's recorded 10 or more in the last four seasons (also, 13 in 2016 and 14 in 2014).

HONORS AND AWARDS

- ✦ Two-time Royals Frank White Award (2013, 2015) (Best defensive player in the organization)
- ✦ 2012 Burlington Player of the Year
- ✦ 2012 Appalachian League postseason All-Star

CAREER HIGHLIGHTS

- ✦ **Minors:** Split the 2016 season between Northwest Arkansas (AA) and Omaha, batting .183 (73-for-399) with 23 doubles, a triple and seven homers combined in 109 games.
- ✦ After his initial promotion to Omaha on July 3, 2016, went 10-for-34 (.294) with a homer and five runs scored in his first 10 games.
- ✦ Tabbed as the No. 3 prospect in the Royals' organization entering the 2016 season, according to Baseball America.
- ✦ In 2014, tied for the Carolina League (A) lead in games played (132) and was seventh in runs scored (67) and 10th in walks (49).
- ✦ Named Carolina League Player of the Week for the Week of June 23 in 2014...hit .478 (11-for-23) over a five-game span.
- ✦ Rated as a top 10 prospect by *Baseball America* three straight years – No. 2 in 2012; No. 3 in 2013 and No. 8 in 2014...also selected as the "Best Athlete" in KC's organization entering 2012, 2013 and 2014; "Best Power Hitter" entering 2012 and 2014 and "Best Defensive Outfielder" in 2013 and 2014.
- ✦ Slugged a career-high 13 home runs at Lexington (A) in 2013 and was named the No. 19 prospect in the South Atlantic League.
- ✦ In 2012, named Burlington (Rookie) Player of the Year and was also an Appalachian League All-Star.

MISCELLANEOUS NOTES

- ✦ **Derek "Bubba" Starling** resides in Gardner, Kan., during the offseason.
- ✦ Graduated from Gardner-Edgerton (Kan.) High School in 2011...hit a combined 17 home runs over his final two prep seasons, batting .481 as a senior...selected First Team Rawlings Preseason All-America in 2011.
- ✦ Ranked by *Baseball America* as the No. 1 high school prospect and the best high school athlete in the 2011 draft... played for Team USA's Under-18 squad in 2010, batting .339 with a .474 on-base percentage...also competed at the 2010 Tournament of Stars and the Under Armour All-America Game.
- ✦ A three-sport star in high school, he rushed for 2,471 yards and 31 touchdowns as a senior quarterback and was also an all-state honoree in basketball.
- ✦ Bypassed an opportunity to play football and baseball at the University of Nebraska when he signed with the Royals.

CAREER TRANSACTIONS

- 2011 Selected by the Kansas City Royals in the first round (fifth overall) of the First-Year Player Draft...signed by Blake Davis, Lonnie Goldberg and Mitch Webster
- 2017 Placed on the 60-day disabled list (strained right oblique), Aug. 26...reinstated Nov. 2



BUBBA STARLING (CONT.)

CAREER BATTING

YEAR	CLUB	AVG	G	AB	R	H	2B	3B	HR	RBI	SAC	SF	HP	BB	SO	SB	CS	OBP	SLG	E
2012	Burlington	.275	53	200	35	55	8	2	10	33	0	1	3	28	70	10	1	.371	.485	4
2013	Lexington	.241	125	435	51	105	21	4	13	63	0	4	6	53	128	22	3	.329	.398	3
2014	Wilmington	.218	132	482	67	105	23	4	9	54	0	5	13	49	150	17	2	.304	.338	2
2015	Wilmington	.386	12	44	6	17	4	0	2	12	0	0	0	7	17	2	1	.471	.614	2
	Northwest Arkansas	.254	91	331	51	84	19	4	10	32	1	2	2	30	91	4	5	.318	.426	0
2016	Northwest Arkansas	.185	62	233	28	43	15	1	5	23	0	1	6	15	81	10	1	.251	.322	4
	Omaha	.181	47	166	14	30	8	0	2	17	2	1	0	7	64	1	0	.213	.265	0
2017	Omaha	.248	80	278	35	69	14	1	7	21	3	0	3	19	65	5	4	.303	.381	5
Minor League Totals		.234	602	2169	287	508	112	16	58	255	6	14	33	208	666	71	17	.309	.381	20

ROYALS MONTH-BY-MONTH RECORD

	1969	1970	1971	1972	1973	1974	1975	1976	1977	1978
April	9-10	7-12	11-11	6-8	13-8	8-11	11-9	5-7	11-8	14-5
May	12-15	12-15	12-11	7-16	14-15	17-11	16-11	20-10	10-15	11-14
June	10-18	7-19	15-12	18-9	15-15	12-14	14-14	19-10	17-12	13-17
July	11-18	12-19	14-16	15-16	18-10	14-14	15-14	17-12	18-8	20-8
August	10-17	13-16	18-12	14-14	14-12	18-13	16-12	17-14	20-11	13-16
September	15-15	14-15	15-14	15-13	14-14	8-20	19-11	12-16	25-5	20-10
October	2-0	0-1	-	1-2	-	0-2	-	0-3	1-1	1-0
Totals	69-93	65-97	85-76	76-78	88-74	77-85	91-71	90-72	102-60	92-70
	1979	1980	1981	1982	1983	1984	1985	1986	1987	1988
April	11-10	10-8	3-10	11-8	10-7	8-11	11-8	9-10	9-10	12-10
May	17-11	17-10	12-15	14-13	11-13	12-15	14-13	14-14	18-9	11-17
June	14-14	17-12	5-5	16-11	14-14	13-14	12-14	14-15	12-16	17-10
July	10-17	18-9	-	15-12	13-15	17-15	17-10	9-17	10-18	12-15
August	19-11	23-7	10-11	21-11	16-18	17-12	15-12	14-14	16-13	18-10
September	14-14	8-18	18-10	11-16	13-15	17-11	18-12	13-15	15-13	14-13
October	-	4-1	2-2	2-1	2-1	-	4-2	3-1	3-0	0-2
Totals	85-77	97-65	50-53	90-72	79-83	84-78	91-71	76-86	83-79	84-77
	1989	1990	1991	1992	1993	1994	1995	1996	1997	1998
March	-	-	-	-	-	-	-	-	-	1-0
April	16-8	6-12	8-11	3-17	9-14	9-11	2-2	9-18	11-12	11-15
May	14-13	14-14	13-14	14-14	16-9	16-13	14-13	15-12	12-16	9-17
June	14-12	11-16	12-15	15-12	13-15	15-13	15-10	10-17	13-13	15-13
July	13-14	17-12	16-10	13-14	16-12	18-10	10-18	14-13	8-19	12-15
August	21-8	17-12	18-11	14-14	15-14	6-4	17-13	14-15	11-18	16-13
September	14-14	10-18	14-15	12-16	13-13	-	12-17	13-11	12-16	8-16
October	0-1	0-2	1-4	1-3	2-1	-	0-1	-	-	-
Totals	92-70	75-86	82-80	72-90	84-78	64-51	70-74	75-86	67-94	72-89
	1999	2000	2001	2002	2003	2004	2005	2006	2007	2008
March	-	-	-	-	1-0	-	-	-	-	1-0
April	9-11	12-13	10-15	8-16	16-7	7-14	6-18	5-17	8-18	11-15
May	14-15	14-12	10-18	13-14	10-19	10-17	8-19	8-21	11-17	10-19
June	9-18	11-15	13-13	10-17	15-12	12-15	12-14	12-14	15-12	16-11
July	11-16	10-17	9-18	13-16	15-11	7-20	12-16	11-16	13-12	12-14
August	8-21	15-14	12-17	11-18	13-15	10-19	5-21	12-18	13-15	7-20
September	12-15	14-14	7-14	7-19	13-15	11-17	12-17	12-14	9-18	18-8
October	1-1	1-0	4-2	-	-	1-2	1-1	1-0	-	-
Totals	64-97	77-85	65-97	62-100	83-79	58-104	56-106	62-100	69-93	75-87
	2009	2010	2011	2012	2013	2014	2015	2016	2017	Totals
March	-	-	0-1	-	-	0-1	-	-	-	3-2
April	12-10	9-14	14-12	6-15	14-10	14-11	15-7	12-11	7-16	468-551
May	11-17	12-17	10-17	15-13	8-20	12-17	14-12	17-11	15-14	630-707
June	10-16	13-14	9-18	14-13	16-11	17-10	15-11	13-14	17-9	657-658
July	7-19	10-15	13-14	7-19	15-10	12-13	17-11	7-19	16-10	629-686
August	10-19	12-16	10-19	17-11	16-15	19-10	19-9	20-9	10-18	710-682
September	15-13	10-17	15-10	12-17	16-10	15-11	11-17	12-15	15-14	643-682
October	0-3	1-2	-	1-2	-	-	4-0	0-2	0-1	44-47
Totals	65-97	67-95	71-91	72-90	86-76	89-73	95-67	81-81	80-82	3784-4015

Bold denotes most wins in a month



#52 ERIC STOUT

LEFT-HANDED PITCHER

BATS
LEFT

THROWS
LEFT

HEIGHT
6-3

WEIGHT
205

BORN: MARCH 27, 1993 | 25

SELECTED: 13TH ROUND, 2014 DRAFT

RESIDES: GLEN ELYN, ILL.

MAJOR LEAGUE SERVICE: 0 DAYS

2017 SEASON

- Spent the entire season with Omaha (AAA)...made a career-high 45 appearances, including 44 of them out of the bullpen.
- Posted a 5-2 mark with a 2.99 ERA (23 ER in 69.1 IP) with five saves in seven chances...ranked third among Pacific Coast League relievers with a .227 opponents' average (58-for-255), while he led the Storm Chasers in appearances and tied for 17th in the PCL.
- Stranded 21 of his 24 inherited baserunners, including all 21 over his final 33 outings of the season.
- Won his first five decisions of the year, posting a 2.41 ERA (15 ER in 56.0 IP) over his first 35 outings, through the end of July.
- Pitched a career-high 3.2 innings of relief on June 23 vs. Memphis, allowing no runs on two hits with a walk and three strikeouts.
- Held left-handed hitters to a .193 batting average (16-for-83), which included just five extra-base hits (.301 SLG)...also held opponents to a .157 average (11-for-70) with runners in scoring position.

CAREER HIGHLIGHTS

- Minors:** Spent all of 2016 at Northwest Arkansas (AA), tying for fifth in the Texas League in appearances (42) and tied for fourth in wins (6) among the league's relievers.
- In 2016, held left-handed hitters to a .181 average (17-for-94) with just three extra-base hits (.245 SLG).
- Pitched for Surprise in the Arizona Fall League in 2016, posting a 2.77 ERA (4 ER in 13.0 IP) with six walks and 14 strikeouts in nine appearances.
- Made appearances at four different minor league levels in 2015, with a majority of the work at Lexington (A)...combined to go 0-1 with a 3.15 ERA in 20 outings.
- Tied for seventh among Pioneer League (Rookie) pitchers in wins (5) in 2014.

MISCELLANEOUS NOTES

- Full name is **Eric Joseph Stout**...resides in Glen Ellyn, Ill., during the offseason.
- Graduated from St. Francis High School in Wheaton, Ill., in 2011...went 10-3 with a 1.61 ERA and 131 strikeouts during his senior season...also played two years of basketball in high school and was a state finalist in the IHSA three-point shooting championship.
- Attended Butler University (Ill.), leading the Bulldogs in starts (13), innings (67.2) and strikeouts (64) as a junior in 2014.

CAREER PITCHING

YEAR	CLUB	W-L	ERA	G	GS	CG	SHO	SV	IP	H	R	ER	HR	HB	BB	SO	WP	BK	AVG
2014	Idaho Falls	5-2	3.58	13	1	0	0	1	32.2	31	15	13	2	2	10	27	1	0	.254
2015	Surprise	0-0	0.00	2	0	0	0	0	4.2	4	1	0	0	0	0	3	0	0	.267
	Idaho Falls	0-0	3.38	1	1	0	0	0	2.2	4	3	1	0	0	0	5	0	0	.308
	Lexington	0-0	3.26	16	0	0	0	3	30.1	24	11	11	2	1	6	15	1	0	.224
	Northwest Arkansas	0-1	7.71	1	0	0	0	0	2.1	5	2	2	0	0	1	2	0	0	.455
2016	Northwest Arkansas	6-4	3.86	42	0	0	0	2	72.1	68	32	31	3	1	25	69	3	1	.255
2017	Omaha	5-2	2.99	45	1	0	0	5	69.1	58	26	23	4	3	29	56	1	0	.227
Minor League Totals		16-9	3.40	120	3	0	0	11	214.1	194	90	81	11	7	71	177	6	1	.246

CAREER TRANSACTIONS

2014 Selected by the Kansas City Royals in the 13th round of the First-Year Player Draft...signed by Mike Farrell



RAMÓN TORRES



#46 RAMÓN TORRES

INFIELDER

BATS
SWITCH

THROWS
RIGHT

HEIGHT
5-11

WEIGHT
190

BORN: JAN. 22, 1993 | 25

SIGNED: NON-DRAFTED FREE AGENT | JULY 13, 2009

RESIDES: SANTIAGO RODRIGUEZ, D.R.

MAJOR LEAGUE SERVICE: 90 DAYS

2017 SEASON

- Made his Major League debut on June 7 and played in 33 games with the Royals over two stints...made 11 starts at second base and six at third base...also played in 75 games at Omaha (AAA).
- Batted .243 (18-for-74) with three doubles, nine runs scored and a stolen base...hit .250/.304/.288 (13-for-52) from the left side, while he batted .227/.261/.273 (5-for-22) as a right-handed batter.
- Collected the first two hits in his debut, June 7 vs. Houston, with a single and a double...became the first Royal to record his first two hits from different sides of the plate in his debut...he was also the first in the Majors to do it since the Angels' Shawn O'Malley on Sept. 7, 2014...became the seventh Royal to collect two hits and an RBI in his debut and first since Johnny Giavotella, Aug. 5, 2011.
- Hit .375 (12-for-32) with three doubles and seven runs scored in his first 11 contests...but batted just .143 (6-for-42) with no extra-base hits and two runs scored over his

final 22 games.

- Went 11-for-30 (.367) with a double and four runs scored in 16 contests against AL Central foes.
- Recorded a season-high three hits on July 1 vs. Minnesota (Game 1), going 3-for-4 with a double, a run scored an RBI and a walk.
- Batted .292/.325/.393 (86-for-295) with 10 doubles, a triple, six homers and 41 RBI with the Storm Chasers...also stole 17 bases in 21 attempts (81.0 percent), which ranked 17th in the Pacific Coast League.
- Had a season-high 12-game hitting streak (May 4-17) with Omaha, hitting .396 (19-for-48) with two doubles and a homer.
- Hit .327/.349/.445 (69-for-211) with eight doubles, a triple and five homers in 53 games before the All-Star break, compared to .202/.271/.262 (17-for-84) with two doubles and a homer in 22 contests afterwards.

HONORS AND AWARDS

- First MLB hit: June 7, 2017 vs. Houston, Double off Tony Sipp
- 2016 Dominican Winter League Rookie of the Year

- 2015 Arizona Fall League Rising Star
- 2015 Carolina League midseason All-Star
- 2011 Dominican Royals Player of the Year

CAREER HIGHLIGHTS

- Minors: Split the 2016 season between Northwest Arkansas (AA) and Omaha, batting .262 (121-for-461) with 17 doubles, two triples, three homers and 55 runs scored in 114 combined games.
- Named 2016 Rookie of the Year in the Dominican Winter League, playing for Gigantes del Cibao...batted .306 (48-for-157) with nine doubles, a triple, four homers and 26 runs scored in 41 games.
- Selected a Carolina League (A) All-Star in 2015, his first All-Star selection in professional baseball...went 2-for-5 with a stolen base and a run scored in the contest in Rancho Cucamonga, Calif.

- Promoted to Double-A for the first time on July 5, 2015, hitting .275 with 10 doubles, four homers and 23 runs scored over his first 51 contests...batted .280 (7-for-25) with five runs scored in the Nationals' postseason contests.
- Enjoyed a career-best 13-game hitting streak to finish the 2015 regular season.
- Named a "Rising Star" in the Arizona Fall League in 2015.
- In 2014, tied for the South Atlantic League (A) lead with 15 sacrifices, despite being promoted to Wilmington on July 1.
- Selected Dominican Royals Player of the Year in 2011, his second professional season.

MISCELLANEOUS NOTES

- Full name is Ramón Torres...resides in Santiago Rodriguez, Dominican Republic in the offseason, with his wife, Elisabeth Serrata.

CAREER TRANSACTIONS

- 2009 Signed by the Kansas City Royals as a non-drafted free agent, July 13...signed by Fausto Morel



CAREER BATTING

YEAR	CLUB	AVG	G	AB	R	H	2B	3B	HR	RBI	SAC	SF	HP	BB	SO	SB	CS	OBP	SLG	E
2010	Dominican Royals	.229	56	179	30	41	6	1	1	20	11	3	3	22	26	15	7	.319	.291	6
2011	Dominican Royals	.260	60	204	35	53	16	3	2	24	8	4	5	26	36	14	5	.351	.397	12
2012	Surprise	.316	49	193	47	61	5	4	3	27	*9	2	0	23	25	17	8	.385	.430	20
2013	Burlington	.278	42	162	24	45	10	2	3	20	4	1	1	6	12	5	5	.306	.420	13
	Lexington	.218	26	87	4	19	4	0	0	5	4	1	0	7	17	1	3	.274	.264	3
2014	Lexington	.304	73	276	46	84	15	2	5	26	+15	1	2	16	40	15	5	.346	.428	15
	Wilmington	.248	44	149	14	37	5	3	0	8	6	1	1	10	16	5	2	.298	.322	8
2015	Wilmington	.257	71	288	29	74	10	3	1	18	8	0	1	11	32	14	7	.287	.323	10
	Northwest Arkansas	.275	51	189	23	52	10	1	4	13	7	0	1	17	23	4	8	.338	.402	3
2016	Northwest Arkansas	.268	41	164	20	44	5	1	1	8	2	1	0	18	18	9	4	.339	.329	6
	Omaha	.259	73	297	35	77	12	1	2	21	3	0	0	15	61	12	3	.295	.327	18
2017	Omaha	.292	75	295	43	86	10	1	6	41	3	3	1	15	32	17	4	.325	.393	9
	KANSAS CITY	.243	33	74	9	18	3	0	0	4	0	0	1	4	12	1	0	.291	.284	0
Minor League Totals		.271	661	2483	350	673	108	22	28	231	80	17	15	186	338	128	61	.324	.366	123
Major League Totals		.243	33	74	9	18	3	0	0	4	0	0	1	4	12	1	0	.291	.284	0

* - Led league; +Tied for league lead

SINGLE GAME BESTS

HITS

3 July 1, 2017 vs. MIN-1

RUNS

2 June 18, 2017 @ LAA

CAREER FIELDING

Position	Pct.	G	TC	PO	A	E	DP
Second Base	1.000	20	51	19	32	0	5
Third Base	1.000	12	17	4	13	0	1
Shortstop	1.000	3	7	1	6	0	1

ROYALS RECORD ON HOLIDAYS

HOLIDAY	WINS	LOSSES	DID NOT PLAY	DOUBLEHEADERS
Easter	12	14	24	1-3 record (0-1-1)
Memorial Day	22	24	7	2-4 record (1-2-0)
Fourth of July	27	21	2	2-0 record (1-0-0)
Labor Day	22	24	6	5-3 record (1-0-3)
Totals	83	83	39	10-10 record (3-3-4)

OPPONENTS	WINS	LOSSES
Orioles	3	2
Red Sox	4	5
White Sox	8	9
Indians	6	5
Tigers	8	9
Astros	0	1
Angels	11	4
Twins	7	8
Yankees	3	7
Athletics	5	6

OPPONENTS	WINS	LOSSES
Mariners	6	8
Rays	1	2
Senators/Rangers	7	6
Blue Jays	8	6
Pilots/Brewers	5	3
Reds	1	0
Cardinals	0	1
Padres	0	1
Totals	83	83



MEIBRYS VILORIA



#22 MEIBRYS VILORIA

C A T C H E R

BATS
LEFT

THROWS
RIGHT

HEIGHT
5-11

WEIGHT
220

BORN: FEB. 15, 1997 | 21

SIGNED: NON-DRAFTED FREE AGENT | JULY 2, 2013

RESIDES: CARTAGENA, COLOMBIA

MAJOR LEAGUE SERVICE: 0 DAYS

2017 SEASON

- Spent the entire year with Lexington (A), playing in a career-high 101 games.
- Ranked second among South Atlantic League catchers in doubles (25) and RBI (52)...also led the league's catchers in runners caught stealing (45) and percentage (.398).
- Tabbed SAL Player of the Week on May 7, going 9-for-19 (.474) with three doubles, two homers, five RBI and five walks during the previous week.
- After struggling in the first half, batted .287/.333/.425 (48-for-167) after the All-Star break, including .312 (24-for-77) with six doubles, two homers and 15 RBI from Aug. 1 to the end of the season (22 games).
- Collected season highs in hits (4) and RBI (4) on Aug. 18 in a win over Asheville.
- Named the Royals' 17th-best prospect by MLB.com, following the season.

HONORS AND AWARDS

- 2016 Idaho Falls Player of the Year
- 2016 Pioneer League Most Valuable Player
- 2016 Pioneer League midseason/postseason All-Star
- 2016 MiLB.com Organization All-Star
- 2016 *Baseball America* Rookie All-Star
- 2014 Dominican Royals Player of the Year

CAREER HIGHLIGHTS

- Minors:** Named Idaho Falls (Rookie) Player of the Year and Pioneer League Most Valuable Player in 2016...led league in batting average (.376), doubles (28) and RBI (55).
- Tabbed a Pioneer League midseason and postseason All-Star, MiLB.com Organization All-Star and *Baseball America* Rookie All-Star in 2016.
- Led all Royals' minor league players in batting average in 2016...also led the Pioneer League, throwing out 33 would-be basestealers.
- Enjoyed a Pioneer League-best 20-game hitting streak (July 7-Aug. 7, 2016), earning MiLB.com Player of the Month honors in the league for July.
- Named Dominican Royals Player of the Year in 2014, hitting .306 (34-for-111) with eight doubles, a triple, two homers and 20 RBI in 33 games.

MISCELLANEOUS NOTES

- Full name is Meibrys John Viloria (*May-breez*)...resides in Cartagena, Colombia during the offseason.

CAREER BATTING

YEAR	CLUB	AVG	G	AB	R	H	2B	3B	HR	RBI	SAC	SF	HP	BB	SO	SB	CS	OBP	SLG	E
2014	DSL Royals	.306	33	111	16	34	8	1	2	20	1	2	1	14	18	1	1	.383	.450	4
	Burlington	.200	13	40	4	8	2	0	1	5	0	0	1	10	10	0	0	.373	.325	0
2015	Burlington	.260	45	150	20	39	0	0	0	16	2	2	1	17	23	0	0	.335	.260	4
2016	Idaho Falls	*.376	58	226	54	85	*28	3	6	*55	0	5	8	20	36	1	1	.436	.606	14
2017	Lexington	.259	101	363	42	94	25	0	8	52	5	1	4	25	79	4	3	.313	.394	11
Minor League Totals		.292	250	890	136	260	63	4	17	148	8	10	15	86	166	6	5	.361	.429	33

*-Led league

CAREER TRANSACTIONS

2013 Signed by the Kansas City Royals as a non-drafted free agent, July 2...signed by Rafael Miranda



#45 KYLE ZIMMER

RIGHT-HANDED PITCHER

BATS
RIGHT

THROWS
RIGHT

HEIGHT
6-3

WEIGHT
225

BORN: SEPT. 13, 1991 | 26

SELECTED: FIRST ROUND (5TH), 2012 DRAFT

RESIDES: LA JOLLA, CALIF.

MAJOR LEAGUE SERVICE: 0 DAYS

2017 SEASON

- Spent majority of the season with Omaha (AAA), after opening the year at Northwest Arkansas (AA)...combined to make 21 appearances and three starts, posting a 5.40 ERA (22 ER in 36.1 IP) with three saves in three chances.
- Missed nearly two months of action, being placed on the disabled list on April 24 with a right shoulder injury...reinstated on June 13...worked exclusively out of the bullpen following the DL stint.
- Over his final eight outings, posted a 2.61 ERA (3 ER in 10.1 IP) with five walks and 12 strikeouts in that span (July 19 to end of season).
- Made one start for the Naturals, allowing one run on six hits over 4.0 innings, taking a no-decision in a 5-3 loss to San Antonio.
- Entered the season rated as the No. 10 prospect in the Royals' organization, according to *Baseball America*.

CAREER HIGHLIGHTS

- Minors:** Battled injuries throughout his professional career, making 85 appearances and 49 starts over six minor league campaigns...he's posted a 12-19 record with a 3.54 ERA with 310 strikeouts and just 90 walks in 259.0 innings.
- Rated as the top prospect in the Royals' organization by *Baseball America* entering the 2014 season...also ranked No. 2 by the publication in 2013 and 2016 and the No. 4 prospect entering 2015...tabbed as the Royals' minor league hurler with the "Best Curveball" and "Best Control" entering 2013 and "Best Curveball" and "Best Slider" in 2014.
- Limited to just three starts in 2016, between Wilmington (A) and Northwest Arkansas (AA)...surrendered just one earned run in 5.2 innings, but suffered a pair of losses... diagnosed with thoracic outlet syndrome in May and missed the remainder of the season following surgery.
- Returned to the mound on May 29, 2015, following offseason shoulder surgery...earned his first victory of the season on June 2, tossing 2.0 scoreless innings of relief vs. Rome, in a 10-2 triumph.
- In 2013, ranked seventh in the Carolina League (A) with a career-high 113 strikeouts...promoted to Double-A for the first time on July 20, going 2-1 with a 1.93 ERA in his first four starts before being sidelined with biceps tendonitis.
- Tossed a 5.0-inning complete game shutout in his third pro start, July 21, 2012 with Surprise...blanked the Padres' Arizona League affiliate (5-0), allowing two hits.

MISCELLANEOUS NOTES

- Full name is **Kyle Joseph Zimmer**...resides in La Jolla, Calif., during the offseason.
- Graduated from La Jolla (Calif.) High School in 2009...batted .410 as a senior.
- Attended the University of San Francisco, where he moved from third base to the mound as a freshman...led pitching staff with 89 strikeouts in 2011.
- A two-time first-team All-West Coast Conference honoree and was selected a pre-season second-team All-American by *Baseball America* and to the Midseason USA Baseball Golden Spikes Award Watch List.
- Pursued a business degree at USF, where he was named to the 2012 WCC All-Academic team.
- Father, Eric, played baseball at UC-San Diego, while his mother, Cathy, ran track at San Diego State...younger brother, Bradley, was a first-round selection by the Cleveland Indians in 2014 and made his Major League debut last season.

CAREER PITCHING

YEAR	CLUB	W-L	ERA	G	GS	CG	SHO	SV	IP	H	R	ER	HR	HB	BB	SO	WP	BK	AVG
2012	Surprise	1-0	0.90	3	3	1	1	0	10.0	5	1	1	0	0	0	13	0	0	.152
	Kane County	2-3	2.43	6	6	0	0	0	29.2	34	15	8	1	4	8	29	1	3	.301
2013	Wilmington	4-8	4.82	18	18	1	1	0	89.2	80	54	48	9	3	31	113	5	0	.237
	Northwest Arkansas	2-1	1.93	4	4	0	0	0	18.2	11	4	4	2	2	5	27	0	0	.162
2014	Idaho Falls	0-0	1.93	6	5	0	0	0	4.2	5	1	1	0	0	4	5	0	0	.263
2015	Lexington	1-0	1.13	9	0	0	0	0	16.0	11	3	2	1	0	6	21	2	0	.190
	Northwest Arkansas	2-5	2.81	15	7	0	0	3	48.0	42	20	15	4	0	14	51	1	0	.235
2016	Wilmington	0-1	1.93	2	2	0	0	0	4.2	3	1	1	0	0	4	9	1	0	.176
	Northwest Arkansas	0-1	0.00	1	1	0	0	0	1.0	1	1	0	0	0	2	2	0	0	.250
2017	Northwest Arkansas	0-0	2.25	1	1	0	0	0	4.0	6	1	1	0	0	0	6	1	0	.375
	Omaha	0-0	5.79	20	2	0	0	3	32.2	35	21	21	4	1	16	34	0	0	.271
Minor League Totals		12-19	3.54	85	49	2	2	6	259.0	233	122	102	21	10	90	310	11	3	.239

CAREER TRANSACTIONS

2012 Selected by the Kansas City Royals in the first round (fifth overall) of the First-Year Player Draft...signed by Max Valencia

KANSAS CITY ROYALS 40-MAN ROSTER

MANAGER: Ned Yost (3);

COACHES: Terry Bradshaw (44); Cal Eldred (21); Pedro Grifol (28); Mike Jirschele (23); Mitch Maier (24); Dale Sveum (26); Vance Wilson (18)

No.	Pitchers (23)	B-T	Ht.	Wt.	Born	Birthplace	2017 Club	W-L	ERA	G	GS	CG	SV	IP	H	R	ER	BB	SO	MLS
50	Miguel/Almonte	R-R	6-2	210	04-04-93	Santiago, D.R.	NW Arkansas Omaha	1-0 0-1	1.86 1.50	7 9	6 3	0 0	0 0	29.0 18.0	22 20	7 3	6 3	6 7	35 17	0.095
58	Scott Barlow	R-R	6-3	215	12-18-92	New London, CT	KANSAS CITY	0-0	13.50	2	0	0	0	2.0	5	3	3	2	0	0.000
58	Scott Barlow	R-R	6-3	215	12-18-92	New London, CT	Tulsa	6-3	2.10	19	19	0	0	107.1	60	33	25	37	124	0.000
41	Danny Duffy	L-L	6-3	205	12-21-88	Goleta, CA	Oklahoma City KANSAS CITY	1-3 9-10	7.24 3.81	7 24	7 0	0 0	0 0	32.1 146.1	37 162	36 62	23 41	36 130	6.085	
49	Heath Fillmyer	R-R	6-1	195	05-16-94	Roebling, NJ	Omaha	0-1	3.68	2	2	0	0	7.1	6	3	3	1	8	0.000
33	Brian Flynn	L-L	6-7	255	04-19-90	Owasso, OK	Midland	11-5	3.49	29	29	0	0	149.2	158	66	58	51	115	0.000
62	Sam Gaviglio	R-R	6-2	210	05-22-90	Ashland, OR	Omaha	5-3	5.40	22	4	0	0	50.0	68	36	30	12	50	2.086
32	Jesse Hahn	R-R	6-4	215	07-30-89	Norwich, CT	KANSAS CITY	0-0	3.86	1	0	0	0	2.1	3	1	0	0	0	0.096
32	Jesse Hahn	R-R	6-4	215	07-30-89	Norwich, CT	Tacoma	3-6	3.88	13	13	0	0	72.0	72	35	31	12	57	0.096
39	Jason Hammel	R-R	6-6	225	09-02-82	Greenville, SC	SEATTLE	3-5	4.62	12	11	0	0	62.1	63	37	32	21	40	2.067
40	Kelvin Herrera	R-R	5-10	205	12-31-89	Tenares, D.R.	KANSAS CITY	3-6	5.30	14	13	0	0	69.2	78	46	41	27	55	2.067
51	Tim Hill	R-L	6-2	200	02-10-90	Sylmar, CA	OAKLAND	0-0	3.38	1	1	0	0	5.1	4	2	2	1	4	0.000
65	Jakob Junis	R-R	6-2	225	09-16-92	Sterling, IL	Nashville	2-0	4.32	6	5	0	0	25.0	28	14	12	14	18	10.153
55	Nate Karns	R-R	6-3	225	11-25-87	Franklin, PA	KANSAS CITY	8-13	5.29	32	32	0	0	180.1	209	109	106	48	145	0.000
56	Brad Keller	R-R	6-5	245	07-27-95	Flowers Branch, GA	KANSAS CITY	3-3	4.25	64	0	0	0	59.1	60	33	28	20	56	5.157
31	Ian Kennedy	R-R	6-0	205	12-19-84	Huntington Beach, CA	Wilmington	0-0	5.40	4	0	0	0	5.0	6	3	3	5	9	0.000
59	Andres Machado	R-R	6-0	220	04-22-93	Carabobo, Venezuela	NW Arkansas	1-2	4.17	36	0	0	4	69.0	76	36	32	19	75	0.087
37	Brandon Maurer	R-R	6-5	225	07-03-90	Newport Beach, CA	Omaha	3-5	2.29	12	12	0	0	71.0	61	24	23	15	86	0.087
61	Kevin McCarthy	R-R	6-3	215	02-22-92	Rockville Centre, NY	KANSAS CITY	9-3	4.30	20	16	0	0	98.1	101	52	47	25	80	0.033
34	Trevor Oaks	R-R	6-3	225	03-26-93	Riverside, CA	KANSAS CITY	2-2	4.17	9	8	0	0	45.1	41	21	13	51	3.033	
43	Wily Peralta	R-R	6-1	255	05-08-89	Samana, D.R.	Flowers Branch, GA	10-9	4.68	26	26	0	0	130.2	142	73	68	57	111	0.000
43	Wily Peralta	R-R	6-1	255	05-08-89	Samana, D.R.	Huntington Beach, CA	5-13	5.38	30	30	0	0	154.0	143	99	92	61	131	8.124
43	Wily Peralta	R-R	6-1	255	05-08-89	Samana, D.R.	Carabobo, Venezuela	6-7	5.03	21	9	0	2	73.1	88	46	41	14	72	0.031
43	Wily Peralta	R-R	6-1	255	05-08-89	Samana, D.R.	NW Arkansas	0-0	3.00	1	0	0	0	3.0	2	1	1	2	1	0.000
43	Wily Peralta	R-R	6-1	255	05-08-89	Samana, D.R.	Omaha	2-2	3.63	7	7	0	0	34.2	30	17	14	17	38	0.000
43	Wily Peralta	R-R	6-1	255	05-08-89	Samana, D.R.	KANSAS CITY	0-0	22.09	2	0	0	0	3.2	10	9	9	3	1	0.000
43	Wily Peralta	R-R	6-1	255	05-08-89	Samana, D.R.	SAN DIEGO	1-4	5.72	42	0	0	0	20.0	39.1	39	25	8	38	4.089
43	Wily Peralta	R-R	6-1	255	05-08-89	Samana, D.R.	KANSAS CITY	2-2	8.10	26	0	0	2	20.0	34	18	18	11	21	0.124
43	Wily Peralta	R-R	6-1	255	05-08-89	Samana, D.R.	Omaha	1-1	3.09	25	0	0	2	32.0	32	12	11	9	17	0.124
43	Wily Peralta	R-R	6-1	255	05-08-89	Samana, D.R.	KANSAS CITY	1-0	3.20	33	0	0	0	45.0	50	23	16	13	27	0.000
43	Wily Peralta	R-R	6-1	255	05-08-89	Samana, D.R.	Oklahoma City	4-3	3.64	16	15	0	0	84.0	87	35	34	18	72	0.000
43	Wily Peralta	R-R	6-1	255	05-08-89	Samana, D.R.	AZL Dodgers	0-0	0.00	1	1	0	0	2.0	0	0	0	0	3	0.000
43	Wily Peralta	R-R	6-1	255	05-08-89	Samana, D.R.	Ogden	0-0	7.94	2	2	0	0	5.2	12	6	5	1	6	0.000
43	Wily Peralta	R-R	6-1	255	05-08-89	Samana, D.R.	MILWAUKEE	5-4	7.85	19	8	0	0	57.1	73	51	50	32	52	4.112
43	Wily Peralta	R-R	6-1	255	05-08-89	Samana, D.R.	Colorado Springs	1-0	3.38	13	0	0	1	16.0	13	12	6	10	10	0.000

'53 Eric Skoglund	L-L	6-7	210	10-26-92	Sarasota, FL	NW Arkansas Omaha	0-0 4-5	2.70 4.11	1 19	1 19	0 0	0 0	3.1 100.2	5 110	1 57	1 46	3 29	1 102	0.068	
64 Burch Smith	R-R	6-4	225	04-12-90	San Antonio, TX	KANSAS CITY GCL Rays Charlotte Durham	1-2 0-1 3-1 2-1	9.50 6.00 2.43 1.65	7 1 8 3	5 0 0 0	0 0 0 0	0 0 37.0 16.1	3.0 2.2 2.6 9.3	4 2 2 3	2 0 2 3	0 0 4 4	0 0 20 33	4 19	1.051	
52 Eric Stout	L-L	6-3	205	03-27-93	Glen Elyn, IL	Omaha	5-2	2.99	45	1	0	5	69.1	58	26	23	29	56	0.000	
45 Kyle Zimmer	R-R	6-3	225	09-13-91	San Francisco, CA	Omaha NW Arkansas	0-0 0-0	5.79 2.25	20 1	2 1	0 0	3 0	32.2 4.0	35 6	21 1	21 1	16 0	34 6	0.000	
No. Catchers (4)	B-T	Ht.	Wt.	Born	Birthplace	2017 Club	AVG	G	AB	R	H	2B	3B	HR	RBI	BB	SO	SB	MLS	
9 Drew Butera	R-R	6-1	205	08-09-83	Evansville, IN	KANSAS CITY	.227	75	163	18	37	4	1	3	14	12	41	0	7.018	
36 Cam Gallagher	R-R	6-3	230	12-06-92	Lancaster, PA	Omaha	.292	73	260	26	76	13	0	5	37	18	33	0	0.048	
13 Salvador Perez	R-R	6-4	250	05-10-90	Valencia, Venezuela	KANSAS CITY	.250	13	24	2	6	1	0	1	5	3	4	0	0	
22 Melbrys Viloria	L-R	5-11	220	02-15-97	Cartagena, Colombia	KANSAS CITY Lexington	.268 .259	129 101	471 363	57 42	126 94	24 25	0	27	80	17	95	4	6.050 0.000	
No. Infielders (7)	B-T	Ht.	Wt.	Born	Birthplace	2017 Club	AVG	G	AB	R	H	2B	3B	HR	RBI	BB	SO	SB	MLS	
19 Chessor Cuthbert	R-R	6-1	210	11-16-92	Corn Island, Nicaragua	Omaha	.271	15	59	10	16	3	1	4	9	7	11	0	2.030	
17 Hunter Dozier	R-R	6-4	220	08-22-91	Wichita Falls, TX	KANSAS CITY Omaha	.231 .226	58 24	143 84	10 11	33 19	7 6	0	2	18	9	39	0	0.092	
21 Lucas Duda	L-R	6-4	255	02-03-86	Los Angeles, CA	NW Arkansas Wilmington NEW YORK (NL) St. Lucie	.364 .246 .250	3 75 5	11 252 16	1 30 5	4 62 4	1 21 0	0 0	0 17	0 37	1 37	5 73	0 0	6.137	
67 Samir Dueñez	L-R	6-1	230	06-11-96	Macuto, Venezuela	TAMPA BAY NW Arkansas	.175 .252	52 173	20 53	20 65	30 32	7 23	0	13	27	23	62	0	0.000	
2 Alcides Escobar	R-R	6-1	205	12-16-86	La Sabana, Venezuela	KANSAS CITY	.250	162	599	71	150	36	5	6	54	15	102	4	8.082	
15 Whit Merrifield	R-R	6-0	195	01-24-89	Florence, SC	Omaha	.412	9	34	6	14	4	0	3	9	1	4	1	1.101	
27 Adalberto Mondesi	S-R	6-1	190	07-27-95	Los Angeles, CA	KANSAS CITY KANSAS CITY	.288 .170	145 25	587 53	80 4	169 9	32 1	0	6	19	78	29	88	34	0.121
46 Ramón Torres	S-R	5-11	190	01-22-93	Santiago Rodríguez, D.R.	Omaha KANSAS CITY	.305 .292	85 75	321 295	52 43	98 86	20 10	8	13	52	18	86	21	0.090	
No. Outfielders (6)	B-T	Ht.	Wt.	Born	Birthplace	2017 Club	AVG	G	AB	R	H	2B	3B	HR	RBI	BB	SO	SB	MLS	
38 Jorge Bonifacio	R-R	6-1	225	06-04-93	Santo Domingo, D.R.	Omaha	.314	13	51	6	16	2	2	3	12	6	8	0	1.000	
4 Alex Gordon	L-R	6-1	220	02-10-84	Lincoln, NE	KANSAS CITY	.255	113	384	55	98	15	1	17	40	35	118	1	10.092	
16 Paulo Orlando	R-R	6-2	215	11-01-85	Sao Paulo, Brazil	KANSAS CITY Omaha	.198 .293	30 30	86 116	9 14	17 34	3 10	0	2	6	19	9	26	2	2.099
12 Jorge Soler	R-R	6-4	230	02-25-92	Havana, Cuba	NW Arkansas Omaha	.341 .267	12 74	41 273	4 49	14 73	1 9	0	0	3	6	7	0	2.143	
11 Bubba Starling	R-R	6-4	215	08-03-92	Gardner, KS	KANSAS CITY Omaha	.144 .248	35 80	97 278	7 35	14 69	5 14	0	2	6	12	36	0	0.037	

KANSAS CITY ROYALS NON-ROSTER INVITEES

No. Pitchers (9)	B-T	Ht.	Wt.	Born	Birthplace	2017 Club	W-L	ERA	G	GS	CG	SV	IP	H	R	ER	BB	SO	MLS
86	R-R	6-6	245	04-10-96	Baldwinsville, NY	Wilmington	7-10	4.07	27	27	1	0	152.2	153	76	69	52	129	0.000
54	R-R	6-3	235	07-11-81	Atlanta, GA	Pawtucket	0-2	2.93	11	0	0	2	15.1	13	5	5	7	12	8.025
					BOSTON	1-1	4.35	32	0	0	0	41.1	50	20	20	14	33		
57	R-R	6-5	235	03-30-87	Paducah, KY	Syracuse	0-1	10.38	13	0	0	0	17.1	26	21	20	9	19	0.072
						Montgomery	0-1	4.50	17	0	0	1	18.0	12	10	9	12	10	
						Durham	1-1	0.60	6	4	0	0	15.0	5	1	1	2	18	
73	R-L	6-3	220	07-27-95	Orlando, FL	Wilmington	4-2	2.86	10	10	0	0	56.2	43	19	18	20	60	0.000
						NW Arkansas	11-5	3.61	18	18	0	0	104.2	108	46	42	34	81	
60	R-R	6-5	230	08-01-91	Mission Hills, CA	Burlington	0-0	0.00	2	0	0	1	5.0	3	0	0	0	4	0.000
						Lexington	0-0	2.16	5	0	0	1	8.1	8	4	2	6	11	
						Omaha	1-1	1.88	12	0	0	2	24.0	11	5	5	8	24	
74	R-L	6-0	180	07-07-95	Hinesville, GA	Wilmington	1-0	1.08	21	0	0	7	33.1	18	5	4	4	41	0.000
						NW Arkansas	3-2	2.16	21	0	0	3	33.1	28	12	8	13	36	
63	R-R	6-0	190	10-14-88	Pinehurst, NC	Omaha	2-2	6.13	24	0	0	2	47.0	63	32	32	8	35	4.009
						KANSAS CITY	1-0	3.72	8	0	0	0	9.2	16	5	4	2	4	
75	S-R	6-2	210	05-11-92	Ganado, TX	Dunedin	0-1	0.00	1	1	0	0	3.1	3	3	0	1	3	0.098
						New Hampshire	1-1	3.12	2	2	0	0	8.2	6	3	3	3	6	
						Buffalo	1-2	2.25	4	1	0	1	8.0	7	3	2	1	3	
						TORONTO	0-0	63.00	2	0	0	0	1.0	9	7	7	1	1	
						NW Arkansas	0-0	2.61	3	2	0	0	10.1	11	3	3	5	5	
84	R-R	6-3	200	12-21-93	La Habra, CA	Omaha	3-8	6.28	16	15	0	0	76.0	64	56	53	63	93	0.000
						NW Arkansas	3-4	4.44	10	10	0	0	48.2	42	25	24	34	45	
No. Catchers (3)	B-T	Ht.	Wt.	Born	Birthplace	2017 Club	AVG	G	AB	R	H	2B	3B	HR	RBI	BB	SO	SB	MLS
72	R-R	5-8	195	07-27-93	Monroe, NJ	Lexington	.283	24	92	19	26	10	0	2	11	5	8	2	0.000
						NW Arkansas	.310	64	216	22	67	9	0	2	25	17	26	8	
71	L-R	5-11	205	07-02-91	Richmond, VA	Omaha	.167	23	72	4	12	3	0	1	10	1	15	0	0.000
						Surprise	.280	7	25	3	7	2	1	1	6	1	2	0	
						NW Arkansas	.179	18	56	5	10	1	0	0	4	3	20	0	
76	R-R	6-0	235	08-21-96	Youngsville, LA	Wilmington	.231	89	281	34	65	22	0	12	37	64	127	0	0.000

No. Infielders (8)	B-T	Ht.	Wt.	Born	Birthplace	2017 Club	AVG	G	AB	R	H	2B	3B	HR	RBI	BB	SO	SB	MLS
68	R-R	6-1	190	01-23-94	Caracas, Venezuela	NW Arkansas	.258	124	453	47	117	12	3	1	35	25	65	4	0.000
25	L-R	6-1	205	06-30-90	St. Charles, MO	CHICAGO (AL)	.105	19	57	5	6	1	0	1	4	3	21	0	3.089
1	L-R	5-10	180	02-13-88	Temple, TX	TORONTO	.237	143	418	37	99	21	1	9	62	31	96	3	3.106
48	R-R	5-9	175	12-16-92	Rio Piedras, P.R.	NW Arkansas	.281	95	363	42	102	12	2	5	29	20	86	19	0.000
47	L-R	5-11	175	03-13-95	Naperville, IL	Omaha	.145	18	62	2	9	2	0	0	1	4	18	14	0.000
79	S-R	5-11	185	11-09-94	Villa Mela, D.R.	NW Arkansas	.259	59	232	26	60	6	1	0	11	16	29	7	0.000
66	L-L	6-3	225	07-26-93	Frisco, TX	Tulsa	.289	102	356	61	103	17	3	7	30	37	78	25	0.000
69	R-R	6-1	215	06-29-92	Livingston, NJ	Rancho Cucamonga	.230	24	87	14	20	4	1	1	11	8	19	3	0.000
66	L-L	5-11	185	07-26-93	Frisco, TX	Oklahoma City	.000	1	0	0	0	0	0	0	0	0	0	0	0.000
69	R-R	6-1	215	06-29-92	Livingston, NJ	NW Arkansas	.258	19	66	7	17	1	1	4	11	10	20	0	0.000
69	R-R	6-1	215	06-29-92	Livingston, NJ	Omaha	.252	114	413	48	104	26	1	18	53	45	119	1	0.000
69	R-R	6-1	215	06-29-92	Livingston, NJ	NW Arkansas	.350	34	137	17	48	13	0	6	25	6	17	0	0.000
69	R-R	6-1	215	06-29-92	Livingston, NJ	Omaha	.321	99	392	51	126	30	0	17	72	10	68	0	0.000

No. Outfielders (4)	B-T	Ht.	Wt.	Born	Birthplace	2017 Club	AVG	G	AB	R	H	2B	3B	HR	RBI	BB	SO	SB	MLS
7	L-L	5-11	215	06-06-90	Lubbock, TX	Toledo	.288	74	260	29	75	14	2	9	46	29	72	11	1.165
78	L-L	5-11	200	09-29-93	Inverness, FL	NW Arkansas	.193	49	150	18	29	4	1	5	14	18	55	0	0.000
0	R-R	5-7	165	06-08-91	Macon, GA	KANSAS CITY	.272	126	464	67	126	24	6	9	52	46	81	20	0.000
88	L-R	6-4	230	11-19-86	Victoria, B.C.	Omaha	.254	19	59	9	15	1	0	0	1	2	13	8	1.000
88	L-R	6-4	230	11-19-86	Victoria, B.C.	Omaha	.247	65	166	29	41	3	3	1	10	16	38	13	0.000
88	L-R	6-4	230	11-19-86	Victoria, B.C.	Omaha	.205	61	200	25	41	9	2	6	20	13	51	0	7.080
88	L-R	6-4	230	11-19-86	Victoria, B.C.	Omaha	.274	35	146	22	40	11	1	2	12	9	30	1	0.000
88	L-R	6-4	230	11-19-86	Victoria, B.C.	Omaha	.167	12	18	1	3	0	0	0	1	2	4	0	0.000

PRONUNCIATION GUIDE

Humberto Arreaga	um-beer-TOW-TEE-ah-geh
Cody Asche	ASH-lee
Scott Brewer	ASH-lee-est
Diego Deves	bone-EE-fah-SHE-oh
Nick Dini	DA-vee
Samir Duenez	De-ven-ee
Sam Gaviglio	Sub-mee-er Dwen-yez
Seth Maness	Sub-VEE-lee-oh
Erick Mejia	MAH-nee-ss
Adalberto Mondesi	Mah-HEE-ah
Willy Peralta	AH-dal-BAR-oh
Eric Skoglund	wi-lee per-AHL-oh
Josh Stannort	sk-OH-ghund
Chase Valdez	STOOP-mout
Mathew's Vitona	rhymes with follow
	May-beez Vill-OH-ree-ah

ALPHABETICAL ROSTER

No.	Player	Pos.	No.	Player	Pos.	No.	Player	Pos.
30	Almonte, Miguel	RHP	60	Lenik, Kevin	RHP	88	Saunders, Michael*	RHP
50	Arreaga, Humberto*	INF	48	Lopez, Jack*	INF	88	Schwandel, Frank*	INF
25	Asche, Cody*	RHP	47	Lopez, Nicky*	INF	53	Skoglund, Eric	RHP
58	Barlow, Scott	RHP	74	Lovely, Richard*	LHP	64	Smith, Burch	RHP
36	Gallagher, Cam	C	59	Michaels, Andrew	RHP	12	Soler, Jorge	OF
62	Gaviglio, Sam	RHP	79	Maness, Seth*	RHP	63	Maness, Seth*	RHP
86	Brewer, Scott*	RHP	63	Maurel, Brandon	RHP	71	Starkman, Glenn*	RHP
38	Bonifacio, Jorge	OF	37	McCarthy, Kevin	RHP	15	Spating, Bubba	OF
54	Boyer, Blaine*	OF	61	Mejia, Erick*	RHP	84	Stannort, Josh*	RHP
57	Broadway, Mike*	RHP	79	Merrifield, Whit	RHP	52	Stout, Eric	RHP
9	Buena, Drew	RHP	15	Mondesi, Adalberto	INF	76	Talbot, Ramon	INF
19	Cuthbert, Cheslor	INF	27	Moriarty, Paul*	C	46	Valdez, Chase	INF
78	Deves, Dominic*	OF	71	Morrin, Parker*	C	22	Vitoria, Meleby*	C
72	Dini, Nick*	RHP	66	O'Hearn, Ryan*	INF	45	Zimmer, Kyle	RHP
17	Dzier, Hunter	INF	34	Oates, Trevor	RHP			
21	Duda, Lucas	RHP	16	Orlando, Paulo	OF			
47	Duenez, Samir	INF	56	Peralta, Willy	RHP			
61	Duffy, Danny	RHP	13	Perz, Salvador	C			
31	Kennedy, Ian	RHP						

*Non-Roster Invite



HUMBERTO ARTEAGA



#68 HUMBERTO ARTEAGA

INF I E L D E R

BATS
RIGHT

THROWS
RIGHT

HEIGHT
6-1

WEIGHT
190

BORN: JAN. 23, 1994 | 24

SIGNED: NON-DRAFTED FREE AGENT | JULY 2, 2010

RESIDES: CARABOBO, VENEZUELA

MAJOR LEAGUE SERVICE: 0 DAYS

2017 SEASON

- Spent the entire year at Northwest Arkansas (AA), playing in 124 contests...appeared in contests at second base (19), third base (6) and shortstop (96) and designated hitter (2).
- Named a Texas League All-Star for the first time in his career...started the game at shortstop for the North Division.
- His 124 games played ranked ninth in the league while he was also 13th in at bats (453) and 19th in hits (117)... in each of the last five seasons, he's played in at least 118 contests, including a career-high 130 in 2013.
- After a slow start, batted .332 (62-for-187) with nine doubles, two triples, two homers and 23 runs scored from May 1 to June 30...however, he hit just .204 (41-for-201) with two extra-base hits after the All-Star break.
- Collected a season-high four hits and two doubles, going 4-for-5 in a 9-6 win, June 14 at Tulsa.
- Appeared in 21 games for Navegantes del Magallanes in the Venezuelan Winter League...hit .213 (17-for-80) with three doubles, a triple and six runs scored.

HONORS AND AWARDS

- 2017 Texas League midseason All-Star
- 2016 Carolina League midseason All-Star
- 2014 Frank White Award (top fielder in organization)

CAREER HIGHLIGHTS

- Named a Carolina League (A) All-Star in 2016, but did not play in the contest after being promoted to Northwest Arkansas on June 30.
- Recorded a career-high five hits on June 3, 2016 vs. Lynchburg, going 5-for-6 with a triple and two runs scored in a 16-11 Wilmington loss.
- In 2016, hit .364 (20-for-55) with six doubles and two triples (.545 SLG) over his last 15 contests of the season.
- Hit .249 (116-for-465) over 119 games combined at Lexington (A) and Wilmington in 2015.
- Led Pioneer League (Rookie) players in at bats (300) in 2013, while he tied for the most RBI (58), ranked third in hits (84) and fourth in runs scored (56).
- In 2012, led Appalachian League (Rookie) in sacrifices (10)...also tied for eighth in hits (64) and ninth in runs scored (40).
- Rated as the eighth-best prospect in the Arizona League by *Baseball America* in 2011...also named the organization's best defensive infielder by the publication in 2011, '12 and '13.

MISCELLANEOUS NOTES

- Full name is **Humberto Jose Arteaga**...resides in Carabobo, Venezuela during the offseason with his daughter, Victoria Isabel.

CAREER BATTING

YEAR	CLUB	AVG	G	AB	R	H	2B	3B	HR	RBI	SAC	SF	HP	BB	SO	SB	CS	OBP	SLG	E
2011	Surprise	.254	47	213	30	54	11	2	0	28	5	0	2	9	39	8	2	.290	.324	15
2012	Burlington	.274	58	234	40	64	13	3	2	29	10	3	6	9	31	7	3	.313	.380	9
2013	Lexington	.188	61	240	17	45	5	2	0	13	3	0	2	6	43	0	4	.214	.225	8
	Idaho Falls	.280	69	300	56	84	15	5	3	58	10	8	2	26	52	11	7	.333	.393	18
2014	Lexington	.198	122	450	33	89	13	2	2	31	12	1	3	17	111	7	6	.231	.249	17
2015	Lexington	.259	70	286	37	74	12	2	1	28	9	3	2	15	46	15	8	.297	.325	10
	Wilmington	.235	48	179	21	42	7	0	1	16	4	3	3	7	31	3	3	.271	.291	8
2016	Wilmington	.286	67	266	35	76	8	2	2	24	10	1	1	7	46	14	5	.305	.353	7
	Northwest Arkansas	.208	58	207	19	43	6	2	0	11	3	2	0	6	44	1	2	.228	.256	7
2017	Northwest Arkansas	.258	125	473	54	117	12	3	1	35	4	4	4	25	65	4	4	.300	.305	21
Minor League Totals		.243	724	2828	335	688	102	23	12	273	70	25	25	127	508	70	44	.280	.308	120

+ - Minor League Injury Rehab

CAREER TRANSACTIONS

2010 Signed by the Kansas City Royals as a non-drafted free agent, July 2...signed by Richard Castro and Orlando Estevez



#25 CODY ASCHE

INFIELDER / OUTFIELDER

BATS
LEFT

THROWS
RIGHT

HEIGHT
6-1

WEIGHT
205

BORN: JUNE 30, 1990 | 27

SIGNED: MINOR LEAGUE FREE AGENT | DEC. 15, 2017

RESIDES: LINCOLN, NEB.

MAJOR LEAGUE SERVICE: 3 YEARS, 89 DAYS

2017 SEASON

- Played in 19 games with the White Sox, before finishing the season with Charlotte (AAA)...started two games at first base and 14 as the designated hitter, while also making three pinch-hitting appearances.
- Made his first career appearance in left field on April 16 at Minnesota, after entering the contest as a pinch-hitter.
- Hit his only Major League home run of the season on May 6 at Baltimore, a solo shot off Dylan Bundy.
- Optioned to Charlotte on May 14 and was outrighted on May 16...hit .370/.466/.615 (50-for-135) in his first 43 games with the Knights.
- Batted .311/.389/.551 (70-for-225) against right-handed pitching in Triple-A...also batted .336 (49-for-146) with runners on base.
- Enjoyed a nine-game hitting streak (May 23-June 1), batting .483 (14-for-29) with seven extra-base hits (four homers), 13 RBI and four multi-hit contests.
- Matched a career-high with five hits on July 7 vs. Louisville...it marked his third career five-hit effort, also doing so on July 10, 2013 with Lehigh Valley (AAA) and June 14, 2012 with Clearwater (A).

HONORS AND AWARDS

- First MLB home run:** Aug. 8, 2013 vs. Chicago Cubs, Two-run shot off Eduardo Sanchez
- First MLB hit:** Aug. 1, 2013 vs. San Francisco, Single off Sergio Romo
- 2013 International League All-Star (midseason/postseason)
- Two-time MiLB.com Organization All-Star (2012, 2013)
- 2012 Florida State League All-Star
- 2012 Arizona Fall League Rising Star
- 2012 Arizona Fall League All-Prospect Team

CAREER HIGHLIGHTS

- Played in the big leagues in each of the last five seasons, including a career high 129 games with the Phillies in 2015.
- Hit 27 of his 32 career MLB home runs off right-handed pitching, including 19 of his last 20...his last home run off a left-handed pitcher came on Sept. 22, 2015 at Miami.
- 2016:** Appeared in 71 games with Philadelphia, making 54 starts in left field...hit .259/.317/.473 (29-for-112) before the All-Star break, but just .153/.242/.188 (13-for-85) after the break.
- Opened the season on the disabled list with a strained right oblique and was reinstated on June 2.
- Collected a career-high three extra-base hits (two doubles, homer) on June 15 vs. Toronto.
- 2015:** Established career highs in games (129), at bats (425), hits (104), triples (3), homers (12), extra-base hits (37) and total bases (168) with the Phillies.
- Made his second consecutive Opening Day roster and was Philadelphia's starting third baseman on April 6 vs. Boston...started 61 games in left field and 51 at third.
- Hit .301/.342/.411 (22-for-73) in April, before being optioned on to Lehigh Valley on May 12 to work on becoming an outfielder...recalled on May 29 for the remainder of the season.
- Crushed a two-run shot off Ryan Vogelsong into McCovey Cove on July 11 at San Francisco, becoming the first Phillies player to do that.
- Collected a pair of pinch-hit home runs, Aug. 20 at Miami (off A.J. Ramos) and Sept. 12 vs. the Cubs (off Hector Rondon)...his homer against the Cubs was his second career walk-off blast, breaking a five-all tie in the bottom of the ninth.
- 2014:** Spent a majority of the season with Philadelphia, making his first Opening Day roster...started 105 games at third base.
- Scored four runs on March 31 at Texas, the most on Opening Day by a Phillies player since Nap Lajoie in 1900 and most in the Majors since Albert Pujols in 2010 at Cincinnati.
- Hit his first career grand slam on May 6 vs. Toronto...established career highs in hits (4) and RBI (4) in the same game.
- Missed nearly a month of action (May 23-June 20) with a strained left hamstring.
- Blasted his first career walk-off homer on Sept. 12 vs. Miami, a two-run shot off Dan Jennings in the 10th inning of a 3-1 triumph.
- 2013:** Made his Major League debut on July 30 vs. San Francisco as a pinch hitter, after spending the first four months of the season with Lehigh Valley.
- Went 1-for-17 to begin his big league career, before batting .333/.378/.571 (28-for-84) with six doubles, four homers and 18 RBI over his next 24 games (Aug. 6-Sept. 6).
- Recorded a bunt single off Sergio Romo on Aug. 1 vs. the Giants for his first big league hit...hit his first MLB home run on Aug. 8 vs. the Cubs (off Eduardo Sanchez).
- Named an International League (AAA) midseason and postseason All-Star, hitting .295 (119-for-404) with 24 doubles, four triples, 15 homers and 68 RBI before his promotion to the big leagues.
- At the time his contract was selected on July 30, ranked second in the IL in hits, third in total bases (196), fourth in RBI and sixth in extra-base hits (43).



CODY ASCHE (CONT.)

- 👑 **Minors:** In his first full professional season, hit .324 (168-for-518) with 33 doubles, six triples, 12 homers and 72 RBI over 130 combined games with Clearwater and Reading (AA)...also hit .429 (6-for-14) in four Eastern League playoff games.
- 👑 In 2012, led all Phillies farmhands in batting average and hits...named a Florida State League All-Star.

- 👑 Played for Peoria in the Arizona Fall League following the 2012 season, leading the league in doubles (11)...named to the AFL Top Prospects team.
- 👑 Tabbed the No. 7 prospect in the Phillies' system by *Baseball America*, following the 2012 season.

MISCELLANEOUS NOTES

- 👑 Full name is **Cody James Asche**...he and wife, Angela, reside in Lincoln, Neb., during the offseason.
- 👑 Graduated from Fort Zumwalt West High School (O'Fallon, Mo.) in 2008.
- 👑 Attended the University of Nebraska, where he hit .327 with 12 homers and 56 RBI during his junior year (2011)... led the Big 12 Conference in homers and ranked second in RBI...named a second team All-American.
- 👑 Majored in economics and was named to the Big 12 Conference Commissioner's Honor Roll.
- 👑 He and wife, Angela, helped raise over \$415,000 by participating in the Greater Philadelphia Walk to Defeat ALS in 2015...they also designed a "Together We Fight" T-shirt to benefit The Greater Philadelphia Chapter of the ALS Association.
- 👑 Led the Phillies front office ALS Ice Bucket Challenge in August, 2015.

CAREER BATTING

YEAR	CLUB	AVG	G	AB	R	H	2B	3B	HR	RBI	SAC	SF	HP	BB	SO	SB	CS	OBP	SLG	E
2011	Williamsport	.192	68	239	14	46	11	0	2	19	1	1	3	24	50	0	3	.273	.264	15
2012	Clearwater	.349	62	255	31	89	13	3	2	25	0	2	1	12	37	10	2	.378	.447	7
	Reading	.300	68	263	42	79	20	3	10	47	0	1	3	22	56	1	1	.360	.513	11
2013	Lehigh Valley	.295	104	404	52	119	24	4	15	68	0	4	3	35	95	11	3	.352	.485	11
	PHILADELPHIA	.235	50	162	18	38	8	1	5	22	0	1	1	15	43	1	0	.302	.389	5
2014	PHILADELPHIA	.252	121	397	43	100	25	0	10	46	3	1	0	33	102	0	1	.309	.390	16
	Lakewood@	.429	3	7	3	3	1	0	2	5	0	0	0	3	2	1	0	.600	1.429	1
	Lehigh Valley@	.833	2	6	3	5	1	0	1	4	0	0	1	1	0	0	0	.875	1.500	0
2015	PHILADELPHIA	.245	129	425	41	104	22	3	12	39	0	1	4	26	111	1	2	.294	.395	10
	Lehigh Valley	.295	15	61	7	18	3	0	1	3	0	0	0	6	9	0	0	.358	.393	1
2016	Clearwater@	.167	5	18	2	3	0	0	1	2	0	0	0	1	6	0	0	.211	.333	0
	Reading@	.125	4	16	2	2	0	0	1	2	0	0	0	2	6	0	0	.222	.313	0
	Lehigh Valley	.279	29	111	20	31	8	0	6	15	0	0	1	11	26	1	0	.350	.514	2
	PHILADELPHIA	.213	71	197	22	42	15	0	4	18	0	1	2	18	54	3	1	.284	.350	1
2017	CHICAGO (AL)	.105	19	57	5	6	1	0	1	4	0	0	2	3	21	0	0	.177	.175	0
	Charlotte	.292	87	291	42	85	15	1	14	57	0	5	2	49	75	4	1	.392	.495	4
Minor League Totals		.287	.447	.1671	.218	.480	.96	.11	.55	.247	.1	.13	.14	.166	.362	.28	.10	.354	.457	.52
Major League Totals		.234	.390	.1238	.129	.290	.71	.4	.32	.129	.3	.4	.9	.95	.331	.5	.4	.293	.376	.32

@ - Minor League injury rehab

CAREER TRANSACTIONS

- 2011 Selected by Philadelphia Phillies in the fourth round of the MLB First-Year Player Draft...signed by David Seifert
- 2014 Placed on the 15-day disabled list (strained left hamstring), May 25...reinstated June 20
- 2016 Placed on the 15-day disabled list (strained right oblique), April 2...reinstated June 2
Designated for assignment, Dec. 2
- 2017 Signed by the Chicago White Sox as a minor league free agent, Jan. 6
Elected free agency, Oct. 2
Signed by the Kansas City Royals as a minor league free agent, Dec. 15

HOME RUN INFORMATION

MULTI-HOMER GAMES (1)
Sept. 22, 2015 @ MIA (2)

GRAND SLAMS (1)
May 6, 2014 vs. TOR (Hutchison)

WALK-OFF (2)
Sept. 12, 2014 vs. MIA (Jennings)
Sept. 12, 2015 vs. CHC (Rondon)

PINCH HIT (2)
Aug. 20, 2015 @ MIA (Ramos)
Sept. 12, 2015 vs. CHC (Rondon)

WALK-OFF RBI (2)

- 👑 Sept. 12, 2014 vs. Miami (Two-run homer off Jennings, 10th)
- 👑 Sept. 12, 2015 vs. Chicago Cubs (Two-run homer off Rondon, 9th)

CAREER FIELDING

Position	Pct.	G	TC	PO	A	E	DP
First Base	1.000	2	19	19	0	0	1
Third Base	.946	208	534	115	390	29	34
Outfield	.986	121	220	211	6	3	1

SINGLE GAME BESTS

HITS	4	May 6, 2014 vs. TOR
DOUBLES	2 (4x)	Last: June 15, 2016 vs. TOR
RBI	4	May 6, 2014 vs. TOR
RUNS	4	March 31, 2014 @ TEX
HITTING STREAKS	10	July 5-18, 2014



#86 SCOTT BLEWETT
RIGHT-HANDED PITCHER

BATS
RIGHT

THROWS
RIGHT

HEIGHT
6-6

WEIGHT
245

BORN: **APRIL 10, 1996 | 21**

SELECTED: **SECOND ROUND, 2014 DRAFT**

RESIDES: **PHOENIX, ARIZ.**

MAJOR LEAGUE SERVICE: **0 DAYS**

2017 SEASON

- Made a career-high 27 starts at Wilmington (A), going 7-10 with a 4.07 ERA (69 ER in 152.2 IP)...ranked second in the Carolina League in innings pitched and starts, fifth in strikeouts (129) and 10th in WHIP (1.34).
- Named an Organization All-Star by MiLB.com.
- Tossed the first shutout of his professional career, July 2 in a 2-0 win over Salem...scattered four hits and allowed no walks with four strikeouts over his 9.0 scoreless frames...it was one of just 11 complete-game shutouts in the Carolina

League in 2017.

- Posted a 3-3 mark and a 3.21 ERA (24 ER in 67.1 IP) in his 11 starts between July 1 and August 31...recorded 45 strikeouts, compared to 16 walks in that span.
- Fanned a career-high 12 Salem hitters over 6.0 innings on June 22, but took a no-decision in an 11-7 Blue Rocks defeat...also struck out 10 on June 16 vs. Salem, which matched his previous career-best.

HONORS AND AWARDS

- 2017 MiLB.com Organization All-Star

CAREER HIGHLIGHTS

- Enters 2018 as the No. 10 prospect in Kansas City's organization by *Baseball America*, while he's the seventh-best prospect according to MLB.com...he's been named a top-10 prospect each of the past three seasons, also being rated as the No. 9 prospect in 2016 and No. 6 in 2017.
- In 2016, he tied for the South Atlantic League lead with two complete games...allowed one unearned run on four hits over 7.0 innings in an 8-1 win at Hagerstown on May 28...also worked a full 7.0 innings in a 3-1 loss vs. the Suns on June 24.

- Recorded a career-high eight victories in 2016, while also tying for 11th in starts (25) and ranking 14th in strikeouts (121).
- Collected 10 strikeouts in a pair of starts in 2016 – July 12 at Kannapolis (7.0 IP) and Aug. 24 at West Virginia (6.0 IP).
- Rated as the sixth-best prospect in the Appalachian League by *Baseball America*, following his first professional season in 2014.

MISCELLANEOUS NOTES

- Full name is **Scott Thomas Blewett**...resides in Phoenix, Ariz., during the offseason.
- Graduated from C.W. Baker High School (N.Y.) in 2014... named New York Gatorade Player of the Year his senior season, going 4-0 with a 0.23 ERA with 50 strikeouts in

just 30.0 innings...completed his high school career with a 21-0 record.

- Turned down a scholarship at St. John's University (N.Y.) to sign with the Royals.

CAREER PITCHING

YEAR	CLUB	W-L	ERA	G	GS	CG	SHO	SV	IP	H	R	ER	HR	HB	BB	SO	WP	BK	AVG
2014	Burlington	1-2	4.82	8	7	0	0	0	28.0	27	16	15	3	3	15	29	6	0	.262
2015	Lexington	3-5	5.20	18	18	0	0	0	81.1	88	51	47	6	3	24	60	10	0	.272
2016	Lexington	8-11	4.31	25	25	+2	0	0	129.1	138	72	62	10	8	51	121	18	1	.275
2017	Wilmington	7-10	4.07	27	27	1	1	0	152.2	153	76	69	16	7	52	129	13	0	.262
Minor League Totals		19-28	4.44	78	77	3	1	0	391.1	406	215	193	35	21	142	339	47	1	.268

+Tied for league lead

CAREER TRANSACTIONS

2014 Selected by the Kansas City Royals in the second round of the MLB First-Year Player Draft...signed by Bobby Gandolfo



BLAINE BOYER



#54 BLAINE BOYER

RIGHT-HANDED PITCHER

BATS
RIGHT

THROWS
RIGHT

HEIGHT
6-3

WEIGHT
235

BORN: JULY 11, 1981 | 36

SIGNED: MINOR LEAGUE FREE AGENT | FEB. 7, 2018

RESIDES: MILTON, GA.

MAJOR LEAGUE SERVICE: 8 YEARS, 25 DAYS

2017 SEASON

- Appeared in 32 games with the Red Sox after signing with the club as a minor league free agent, April 5.
- Selected to Boston's roster on May 28, making his Red Sox debut that night vs. Seattle (0.2 IP).
- Recorded scoreless outings in 24 of his 32 appearances, including seven-straight between Aug. 31-Sept. 28 (11.2 IP).
- Had two stints on the disabled list, missing 10 days with a right elbow strain (July 16-26) and 16 days with a neck strain (Aug. 8-24).
- Tied for 14th among AL relievers, inducing seven ground ball double plays.
- Earned only victory on June 30 at Toronto, tossing 2.0 scoreless innings in the Red Sox's 7-4 win in 11 innings.
- Fanned a career-high six hitters on July 4 vs. Texas, accounting for all six outs he recorded in a 2.0-inning appearance.
- Appeared in his 400th Major League game on June 7 at Yankee Stadium.

HONORS AND AWARDS

- First MLB save:** May 14, 2008 at Philadelphia
- First MLB win:** Aug. 10, 2005 vs. San Francisco
- 2004 Carolina League midseason All-Star

CAREER HIGHLIGHTS

- Veteran reliever who has made 426 appearances across 11 big league seasons (2005-11, 2014-17)...enters 2018 ranked 43rd among active pitchers in relief outings (never started an MLB game).
- 2016:** Made 61 appearances with Milwaukee, working 66.0 innings – his most since 2008...went into Spring Training as a non-roster invitee.
- Fanned just 26 hitters, fewest in the Majors among pitchers that worked at least 60.0 innings...the last right-handed pitcher with fewer strikeouts in 60-innings or more was Boston's Aaron Cook (20 K in 94.0 IP) in 2012.
- 2015:** Made Minnesota's Opening Day roster, his first since 2011 with the New York Mets.
- Made 68 appearances, which tied for 16th in the American League and were his most since 2008 (career-high 76)...his 42 outings before the All-Star break tied for most in the AL.
- 2014:** Had two stints with San Diego, making his first big league outing in over three years on May 22 vs. the Cubs... was designated for assignment on May 25, but returned to San Diego June 15 and stayed with the Padres for the remainder of the season.
- Retired the first 26 right-handed batters he faced (May 22-July 9), before allowing a double to Drew Butera on July 11 vs. the Dodgers...according to STATS, Inc., it was the longest such streak by a Major League pitcher since they started tracking that data in 1974.
- 2013:** Signed a minor league contract with the Royals and appeared in 13 games with Omaha (AAA), before joining the Hanshin Tigers of the Nippon Professional Baseball League in Japan on May 21.
- 2012:** Did not pitch in professional baseball.
- 2011:** Made the New York Mets' Opening Day roster and appeared in five games, before being designated for assignment on April 11...also pitched in Triple-A with Indianapolis (Pittsburgh) and Memphis (St. Louis), before being released by the Cardinals' organization on Aug. 13.
- 2010:** Appeared in 54 games with Arizona, posting a 3-2 record and a 4.26 ERA (27 ER in 57.0 IP).
- 2009:** Began year with Atlanta, but was acquired by St. Louis on April 20 in exchange for OF Brian Barton... claimed off waivers by Arizona on June 8.
- 2008:** Set career highs in several categories, including appearances (76), innings (72.0) and strikeouts (67) with Atlanta...his 76 appearances tied for ninth in the Majors.
- Collected his first career save on May 14 at Philadelphia, tossing the final 1.1 innings of an 8-6 Braves win.
- 2006:** Made Atlanta's Opening Day roster and appeared in two games before undergoing surgery on his right shoulder on April 18, missing the rest of the season.
- 2005:** Made his Major League debut on June 12 vs. Oakland, tossing 1.0 inning of relief, suffering an 11-5 loss.
- Recorded first MLB victory on Aug. 10 vs. San Francisco, 5-4...entered the game in the 11th inning and pitched 2.0 scoreless frames, allowing just one hit.
- Minors:** Led the Carolina League (A) in innings pitched (154.0) in 2004...also named a Carolina League All-Star.

MISCELLANEOUS NOTES

- Full name is **Blaine Thomas Boyer**...resides in Milton, Ga., with his wife, Ginsey and children: Levi and Benaiah.
- Graduated from Walton High School in Marietta, Ga., in 2000...named an All-American in baseball as a senior, as well as all-county and all-state...also lettered in football and basketball in high school.
- Serves on the board of Help One Now, a charity that cares for orphans and vulnerable children...also worked with the Deliver Fund, which fights against human trafficking.



CAREER PITCHING

YEAR	CLUB	W-L	ERA	G	GS	CG	SHO	SV	IP	H	R	ER	HR	HB	BB	SO	WP	BK	AVG							
2000	GCL Braves	1-3	2.51	11	5	0	0	1	32.1	24	16	9	0	3	19	27	3	2	.200							
2001	Danville	4-5	4.32	13	12	0	0	0	50.0	48	35	24	4	5	19	57	9	1	.250							
2002	Macon	5-9	3.07	43	0	0	0	1	70.1	52	30	24	0	5	39	73	8	2	.207							
2003	Rome	12-8	3.69	30	26	1	0	0	136.2	146	70	56	5	4	58	115	10	1	.271							
2004	Myrtle Beach	10-10	2.98	28	28	0	0	0	*154.0	138	63	51	4	7	49	95	7	0	.250							
2005	Mississippi	2-4	5.03	14	8	0	0	0	48.1	62	28	27	4	2	18	40	0	0	.321							
	ATLANTA	4-2	3.11	43	0	0	0	0	37.2	32	13	13	1	2	17	33	2	0	.234							
2006	ATLANTA	0-0	40.50	2	0	0	0	0	0.2	4	3	3	0	0	1	0	0	0	.667							
2007	Richmond	4-3	4.30	21	12	0	0	2	73.1	76	40	35	1	7	50	62	5	0	.288							
	ATLANTA	0-0	3.38	5	0	0	0	0	5.1	10	3	2	0	0	1	3	2	0	.417							
2008	ATLANTA	2-6	5.88	76	0	0	0	1	72.0	73	51	47	10	2	25	67	2	0	.262							
2009	ATLANTA	0-1	40.50	3	0	0	0	0	1.1	3	6	6	0	1	3	2	0	0	.429							
	ST. LOUIS	0-0	4.41	15	0	0	0	0	16.1	14	10	8	1	1	5	9	0	0	.230							
	ARIZONA	0-1	2.68	30	0	0	0	0	37.0	39	20	11	0	3	12	18	2	0	.273							
2010	ARIZONA	3-2	4.26	54	0	0	0	0	57.0	59	32	27	3	1	29	29	2	0	.273							
	Reno	1-0	1.50	5	0	0	0	2	6.0	5	1	1	0	0	1	9	0	0	.227							
2011	NEW YORK (NL)	0-2	10.80	5	0	0	0	1	6.2	13	8	8	2	1	1	1	0	0	.433							
	Indianapolis	0-0	13.50	11	0	0	0	0	8.0	14	14	12	3	1	9	8	2	0	.359							
	Palm Beach	1-1	5.06	3	3	0	0	0	10.2	6	6	6	1	0	3	11	0	0	.158							
	Memphis	0-2	13.50	4	4	0	0	0	16.0	34	26	24	5	1	9	5	1	0	.466							
2012									Did Not Pitch																	
2013	Omaha	0-1	3.00	13	0	0	0	1	15.0	15	9	5	3	0	3	18	1	0	.254							
	Hanshin (JPN)	3-1	2.67	22	0	0	0	0	27.0	20	8	8	3	0	4	21	0	0	...							
2014	El Paso	1-2	3.10	25	0	0	0	7	29.0	26	10	10	2	1	6	28	0	0	.234							
	SAN DIEGO	0-1	3.57	32	0	0	0	0	40.1	34	16	16	2	0	8	29	1	0	.228							
2015	MINNESOTA	3-6	2.49	68	0	0	0	1	65.0	62	24	18	5	0	19	33	5	0	.254							
2016	MILWAUKEE	2-4	3.95	61	0	0	0	1	66.0	80	30	29	4	1	17	26	0	0	.305							
2017	Pawtucket	0-2	2.93	11	0	0	0	2	15.1	13	5	5	0	0	7	12	0	0	.241							
	BOSTON	1-1	4.35	32	0	0	0	0	41.1	50	20	20	3	1	14	33	1	0	.311							
	Minor League Totals	41-50	3.91	232	98	1	0	16	665.0	659	353	289	32	36	290	560	46	6	.263							
	Major League Totals	15-26	4.19	426	0	0	0	4	446.2	473	236	208	31	13	152	283	17	0	.275							

*-Led league; @-Minor League injury rehab

CAREER TRANSACTIONS

- 2000 Selected by the Atlanta Braves in the third round of the First-Year Player Draft...signed by Rob English
- 2006 Placed on the 60-day disabled list (right shoulder strain), June 24...reinstated Nov. 1
- 2009 Acquired by the St. Louis Cardinals in exchange for OF Brian Barton, April 20
Claimed off waivers by the Arizona Diamondbacks, June 8
- 2011 Signed by the New York Mets as a minor league free agent, Jan. 20
Signed by the Pittsburgh Pirates as a minor league free agent, April 18
Signed by the Pittsburgh Pirates as a minor league free agent, May 19
Signed by the St. Louis Cardinals as a minor league free agent, July 7
- 2013 Signed by the Kansas City Royals as a minor league free agent, Jan. 5
Signed by the Hanshin Tigers of the Nippon Professional Baseball League, May 21
- 2014 Signed by the San Diego Padres as a minor league free agent, Jan. 9
Signed by the Minnesota Twins as a minor league free agent, Dec. 31
- 2015 Placed on the 15-day disabled list (right elbow inflammation), Aug. 9...reinstated Aug. 25
- 2016 Signed by the Milwaukee Brewers as a minor league free agent, Feb. 12
- 2017 Signed by the Atlanta Braves as a minor league free agent, Jan. 21
Signed by the Boston Red Sox as a minor league free agent, April 5
Placed on 10-day disabled list (right elbow strain), July 16...reinstated July 25
Placed on 10-day disabled list (neck strain), Aug. 6...reinstated Aug. 23
- 2018 Signed by the Kansas City Royals as a minor league free agent, Feb. 7

CAREER BATTING/FIELDING

MLB Totals	Avg.	AB	H	HR	RBI	Position	Pct.	G	TC	PO	A	E	DP
	.000	9	0	0	0	Pitcher	.929	426	85	22	57	6	3

SINGLE GAME BESTS

STRIKEOUTS
6 July 4, 2017 @ TEX
3 (8x) Last: June 11, 2017 vs. DET

INNINGS PITCHED
5.0 June 3, 2009 vs. CIN
3.0 (2x) Last: April 27, 2015 vs. DET



MIKE BROADWAY



#57 MIKE BROADWAY

RIGHT-HANDED PITCHER

BATS
RIGHT

THROWS
RIGHT

HEIGHT
6-5

WEIGHT
235

BORN: MARCH 30, 1987 | 30

SIGNED: MINOR LEAGUE FREE AGENT | DEC. 15, 2017

RESIDES: GOLCONDA, ILL.

MAJOR LEAGUE SERVICE: 72 DAYS

2017 SEASON

- Split the season between three clubs – Syracuse (AAA), Montgomery (AA) and Durham (AAA)...combined to go 1-3 with a 5.36 ERA (30 ER in 50.1 IP) in 36 appearances and four starts at those stops.
- Released by the Washington Nationals' organization on June 9...signed a minor league contract with the Tampa Bay Rays on June 22.
- After signing with the Rays, posted a 2.73 ERA (10 ER in 33.0 IP) and held opponents to a .149 batting average (17-for-114) in his final 23 appearances.
- All four starts came with Durham, where he was 0-1 with a 0.84 ERA (1 ER in 10.2 IP) with no walks and 13 strikeouts...made two scoreless relief appearances (4.1 IP) with the Bulls as well.
- Held left-handed hitters to a .205 average (16-for-78) for the entire year...including just one hit in 27 at-bats (.037) with Durham.
- Earned his only victory of the season on Aug. 19 at Scranton/Wilkes-Barre, tossing 2.0 hitless frames out of the bullpen in an 8-4 triumph.

CAREER HIGHLIGHTS

- A veteran of 13 professional seasons, signed a minor league contract with the Royals on Jan. 5 with an invite to Major League spring training.
- Made 258 minor league appearances (2005-15), before debuting with San Francisco on June 13, 2015.
- 2016: Made four appearances for the Giants, allowing seven earned runs in 5.1 innings (11.81 ERA)...designated for assignment on July 4...finished the season with Yokohama DeNa Baystars of the Japanese Central League.
- Allowed one run in his first three appearances (2.1 IP), before surrendering a career-high six earned runs in 3.0 innings on April 29 at Citi Field.
- Opened the year with Sacramento (AAA) and posted a 3.76 ERA (13 ER in 29.2 IP) in 26 appearances...collected five saves in seven chances.
- 2015: Had three different stints in the Majors, which included making his MLB debut on June 13 with a scoreless inning of relief vs. Arizona...also pitched for the Giants from June 26-July 3 and Aug. 25 to the end of the season.
- Went 0-2 with a 5.19 ERA (10 ER in 17.1 IP) in 21 relief outings...allowed just three runs in his first eight outings (9.1 IP), before surrendering runs in three-straight appearances (Aug. 29-31).
- Posted a 2-0 mark and an 0.93 ERA (5 ER in 48.1 IP) with 13 saves in 40 appearances with Sacramento.
- Minors: Limited to just eight appearances in 2014, his first year in the Giants' system...didn't make his season debut until July 3 with the AZL Giants.
- In 2013, went 2-1 with six saves and a 2.45 ERA (11 ER in 40.1 IP) between Harrisburg (AA) and Syracuse (AAA) in Toronto's minor league system.
- Appeared in just four games with Mississippi (AA) in 2011, before suffering a season-ending elbow injury.
- In 2010, made a combined 40 appearances between Mississippi and Gwinnett (AAA), going 5-1 with a 4.39 ERA (26 ER in 53.1 IP)...also made four appearances for the Phoenix Desert Dogs in the Arizona Fall League.
- Ranked third among Braves' farmhands with 11 victories in 2007, which also tied for 10th in the South Atlantic League.

MISCELLANEOUS NOTES

- Full name is Michael Allen Broadway...resides in Golconda, Ill., during the offseason.
- Graduated from Pope County High School in Golconda, Ill.

CAREER BATTING/FIELDING

	Avg.	AB	H	HR	RBI	Position	Pct.	G	TC	PO	A	E	DP
MLB Totals	.000	4	0	0	0	Pitcher	1.000	25	3	1	2	0	0

SINGLE GAME BESTS

STRIKEOUTS

2 (5x) Last: April 19, 2016 vs. ARZ

INNINGS PITCHED

3.0 April 29, 2016 @ NYM
2.0 June 21, 2015 @ LAD



CAREER PITCHING

YEAR	TEAM	W-L	ERA	G	GS	CG	SHO	SV	IP	H	R	ER	HR	HB	BB	SO	WP	BK	AVG
2005	GCL Braves	1-2	5.40	7	3	0	0	0	21.2	30	18	13	3	1	8	12	3	0	.337
2006	Danville	4-0	3.25	9	5	0	0	0	36.0	30	15	13	1	4	9	18	2	0	.231
2007	Rome	11-6	5.25	29	11	0	0	0	96.0	125	65	56	5	2	33	50	11	1	.314
2008	Rome	0-3	4.96	15	0	0	0	0	32.2	43	28	18	2	0	6	21	2	0	.309
	Myrtle Beach	2-2	3.40	22	2	0	0	2	50.1	37	23	19	3	4	21	33	4	2	.199
2009	Myrtle Beach	2-7	4.50	35	1	0	0	0	58.0	59	32	29	5	5	36	53	5	0	.266
	Mississippi	0-0	0.00	4	1	0	0	0	9.0	9	2	0	0	0	1	4	1	0	.250
2010	Mississippi	1-1	3.45	23	0	0	0	1	31.1	30	12	12	2	2	16	38	0	0	.252
	Gwinnett	4-0	5.73	17	0	0	0	0	22.0	21	17	14	1	2	9	19	1	0	.256
2011	Mississippi	1-0	1.80	4	0	0	0	0	5.0	3	1	1	0	1	2	6	1	0	.176
2012	San Antonio	0-2	6.35	33	0	0	0	0	39.2	51	32	28	4	1	13	45	4	0	.302
2013	Harrisburg	1-0	2.70	12	0	0	0	0	16.2	18	6	5	1	0	5	14	2	0	.281
	Syracuse	1-1	2.28	18	0	0	0	6	23.2	16	6	6	2	0	7	26	1	0	.188
2014	AZL Giants@	0-0	1.50	5	0	0	0	0	6.0	8	1	1	1	0	1	6	0	0	.333
	Fresno	0-0	9.00	3	0	0	0	0	4.0	5	4	4	2	0	3	5	0	0	.333
2015	Sacramento	2-0	0.93	40	0	0	0	13	48.1	25	6	5	0	0	8	64	1	0	.153
	SAN FRANCISCO	0-2	5.19	21	0	0	0	0	17.1	20	10	10	1	1	7	13	0	1	.294
2016	SAN FRANCISCO	0-0	11.81	4	0	0	0	0	5.1	9	7	7	2	0	1	4	0	0	.375
	Sacramento	0-3	3.94	26	0	0	0	5	29.2	32	14	13	4	4	11	30	2	0	.276
2017	Syracuse	0-1	10.38	13	0	0	0	0	17.1	26	21	20	4	4	9	19	2	0	.333
	Montgomery	0-1	4.50	17	0	0	0	1	18.0	12	10	9	2	3	12	10	1	0	.188
	Durham	1-1	0.60	6	4	0	0	0	15.0	5	1	1	1	0	2	18	1	0	.100
	Minor League Totals	31-30	4.14	338	27	0	0	28	580.1	585	314	267	43	33	212	491	44	3	.260
	Major League Totals	0-2	6.75	25	0	0	0	0	22.2	29	17	17	3	1	8	17	0	1	.315

@-Minor League injury rehab

CAREER TRANSACTIONS

- 2005 Selected by the Atlanta Braves in the fourth round of the First-Year Player Draft...signed by Terry Tripp
- 2012 Signed by the San Diego Padres as a minor league free agent, May 28
- 2013 Released by the San Diego Padres, March 31
- Signed by the Washington Nationals as a minor league free agent, April 1
- 2014 Signed by the San Francisco Giants as a minor league free agent, Jan. 24
- 2015 Signed by the San Francisco Giants as a minor league free agent, Jan. 8
- 2016 Released by the San Francisco Giants, July 11
- Signed by the Washington Nationals as a minor league free agent, Dec. 13
- 2017 Released by the Washington Nationals, June 2
- Signed by the Tampa Bay Rays as a minor league free agent, June 22
- Signed by the Kansas City Royals as a minor league free agent, Dec. 15

CAREER BATTING/FIELDING

MLB Totals	Avg.	AB	H	HR	RBI	Position	Pct.	G	TC	PO	A	E	DP
	.000	4	0	0	0	Pitcher	1.000	25	3	1	2	0	0

SINGLE GAME BESTS

STRIKEOUTS

2 (5x) Last: April 19, 2016 vs. ARZ

INNINGS PITCHED

3.0 April 29, 2016 @ NYM
2.0 June 21, 2015 @ LAD

KANSAS CITY LARGEST BLOWN LEADS IN A LOSS

Deficit	Date	Opponent	Situation	Inning	Final
9 runs	August 23, 2006	Cleveland	Led 10-1	1st	lost 15-13
8 runs	June 18, 1993	at Oakland	Led 8-0	2nd	lost 10-9
8 runs	July 3, 1999	at Cleveland	Led 8-0	2nd	lost 9-8
7 runs	May 14, 1983	Detroit	Led 7-0	2nd	lost 11-10
7 runs	May 20, 1985	at Texas	Led 7-0	5th	lost 8-7
7 runs	June 8, 1995	at Texas	Led 8-1	8th	lost 10-9 (10 inn)
7 runs	April 27, 2003	at Toronto	Led 8-1	4th	lost 10-9



BILLY BURNS



#14 BILLY BURNS OUTFIELDER

BATS
SWITCH

THROWS
RIGHT

HEIGHT
5-9

WEIGHT
170

BORN: AUG. 30, 1989 | 28

ACQUIRED: TRADE WITH OAKLAND | JULY 30, 2016

RESIDES: MARIETTA, GA.

MAJOR LEAGUE SERVICE: 2 YEARS, 30 DAYS

2017 SEASON

- Had two stints with Kansas City (June 3-6, July 17-22) and appeared in seven games (no starts), going 1-for-6 with a run scored.
- Spent most of the season with Omaha (AAA), where he hit .285 (101-for-354) with a .369 on-base percentage in 99 games, with 50 runs and 24 stolen bases in 35 attempts.
- With Omaha, made starts in center field (64), left field (24) and right field (3)...was charged with only three errors in 238 total chances (.987 fielding percentage).
- Had a season-high four hits (all singles) and a walk, with two stolen bases, on April 7 at Colorado Springs.
- Had a pair of eight-game hitting streaks, from June 20-27 (Game 2), in which he hit .379/.455/.517 (11-for-29) and from July 29-Aug. 6, in which he hit .394/.459/.455 (13-for-33).
- Hit .308 (89-for-289) with a .395 on-base percentage as a left-handed batter and .179 (12-for-67) with a .236 on-base percentage as a right-handed batter.
- Hit .261 (55-for-211) with a .358 on-base percentage before the All-Star break and .322 (46-for-143) with a .385 on-base percentage after.

HONORS AND AWARDS

- First MLB hit:** Sept. 12, 2014 at Seattle, single off James Paxton
- First MLB home run:** May 24, 2015 at Tampa Bay, solo shot off Erasmo Ramirez
- 2013 Nationals Minor League Player of the Year
- 2013 Carolina League midseason/postseason All-Star

CAREER HIGHLIGHTS

- 2016:** Acquired by Kansas City in a trade that sent Brett Eibner to Oakland on July 30.
- Appeared in 24 games with the Royals...hit .281 (9-for-32) in eight starts and .000 (0-for-5) off the bench...made four starts in center field, two starts in left field and two starts in right field.
- Matched a career high with three hits and reached safely a career high four times in Kansas City's 8-3 win vs. the White Sox on Sept. 19.
- His only RBI with the Royals was a walk-off sacrifice fly in the 11th inning on Sept. 27 vs. Minnesota, his second career walk-off RBI (also, walk-off single on June 17, 2016 vs. the Angels with Oakland)...it was the Royals' first walk-off sacrifice fly in the regular season since Mike Aviles did it on May 7, 2011 vs. Oakland.
- 2015:** Finished fifth in the American League Rookie of the Year balloting, batting .294 (153-for-520) in 125 games with Oakland, the second-best average by a rookie switch-hitter in AL history, trailing Lu Blue, who hit .308 for the 1921 Detroit Tigers.
- Led Major League rookies in steals (26) and multi-hit games (47) and led American League rookies in hits.
- Led Oakland in batting average, runs (70), hits, triples (nine) and stolen bases.
- Recorded his first career home run on the first pitch of the game off Tampa Bay's Erasmo Ramirez on May 24...hit another leadoff home run on Aug. 26 at Seattle off Felix Hernandez.
- Minors:** In 2014, set minor league career highs in doubles (22) and at-bats (473)...was selected from Midland (AA) on June 28 and made his Major League debut that night at Houston.
- Had 54 steals in 60 chances (90.0%) in 119 games between Sacramento (AAA) and Midland (AA)...ranked second in the Texas League with 51 steals.
- Hit the second home run of his professional career on July 14 at Corpus Christi, snapping a 337-game, 1,240-at-bat homerless streak dating back to Aug. 1, 2011 at Auburn.
- Acquired by Oakland from Washington in 2013 in exchange for left-handed pitcher Jerry Blevins.
- In 2013, named Washington's Minor League Player of the Year after batting .315 (140-for-444) with 96 runs and 74 stolen bases in 121 games between Potomac (A) and Harrisburg (AA).
- Named a Carolina League midseason and postseason All Star in 2013, leading the league in stolen bases (54), on-base percentage (.422) and triples (nine).
- Ranked third among minor league players in stolen bases and was sixth with a .425 on-base percentage.
- Hit safely in each of his last 25 games at Potomac, the longest hitting streak in the Carolina League in 2013.
- Recognized by *Baseball America* as having the "Best Strike-Zone Discipline" and being the "Fastest Baserunner" in the Nationals' organization in 2013.
- Spent his first full professional season (2012) at Hagerstown (A), where he hit .322 (128-for-398) with a .432 on-base percentage, which ranked second among all Class-A batters and fourth among all full-season minor league players.
- Reached base safely in 102 of his 113 games, including a 30-game on-base streak from April 12 to May 18, 2012.
- Successful on 38 of his 47 stolen base attempts (80.9 percent), ranking seventh in the South Atlantic League in steals in 2012.



MISCELLANEOUS NOTES

- 👑 Full name is **William John Burns**...resides in Marietta, Ga. with his wife, Sarah and son, Bennett Bear.
- 👑 Participated in Royals FanFest, 2017-18.
- 👑 Graduated from Walton High School in Marietta, Ga. in 2008.
- 👑 Attended Mercer University in Macon, Ga....named *ESPN*

The Magazine Academic All-District III second team in 2010...batted .381 and set a school record with 73 runs... hit .351 with 72 runs and 29 steals in 2011.

- 👑 Father, Bob, was a running back that played for the New York Jets in 1974...sister, Abbey, is a member of the U.S. Paralympic swim team.

CAREER BATTING

YEAR	CLUB	AVG	G	AB	R	H	2B	3B	HR	RBI	SAC	SF	HP	BB	SO	SB	CS	OBP	SLG	E
2011	Auburn	.262	32	107	21	28	3	2	1	18	2	2	7	12	22	13	1	.367	.355	0
2012	Hagerstown	.322	113	398	83	128	14	5	0	41	8	1	13	65	68	38	9	.432	.382	3
2013	Potomac	.312	91	330	70	103	8	*9	0	29	6	2	12	52	37	*54	5	*.422	.391	1
	Harrisburg	.325	30	114	26	37	4	0	0	8	2	0	2	20	17	20	2	.434	.360	1
2014	Midland	.250	91	364	57	91	20	3	1	23	6	4	3	44	65	51	5	.333	.330	5
	OAKLAND	.167	13	6	4	1	0	0	0	0	0	0	0	0	0	0	0	.167	.167	1
	Sacramento	.193	28	109	17	21	2	0	0	5	3	0	0	9	19	3	1	.254	.211	1
2015	Nashville	.308	22	91	18	28	2	3	0	3	1	0	0	9	17	5	2	.370	.396	1
	OAKLAND	.294	125	520	70	153	18	9	5	42	1	2	6	26	81	26	8	.334	.392	3
2016	OAKLAND	.234	73	274	32	64	11	4	0	12	3	1	4	10	30	14	3	.270	.303	2
	Nashville	.293	10	41	7	12	1	0	0	4	1	0	0	2	12	4	0	.326	.317	0
	Omaha	.200	2	5	0	1	0	0	0	0	0	0	0	4	0	0	0	.200	.200	1
	KANSAS CITY	.243	24	37	7	9	0	0	0	1	0	1	2	0	7	3	2	.275	.243	0
2017	Omaha	.285	99	354	50	101	7	4	0	22	9	2	4	44	60	24	11	.369	.328	3
	KANSAS CITY	.167	7	6	1	1	0	0	0	0	0	0	0	1	0	1	1	.167	.167	0
Minor League Totals		.288	518	1913	349	550	61	26	2	153	38	11	41	257	321	212	36	.382	.350	17
Major League Totals		.270	242	843	114	228	29	13	5	55	4	4	12	36	119	46	15	.308	.353	6

*-Led league

CAREER TRANSACTIONS

- 2008 Selected by the Atlanta Braves in the 16th round of the First-Year Player Draft, but did not sign.
- 2011 Selected by the Washington Nationals in the 32nd round of the First-Year Player Draft.
- 2013 Acquired by the Oakland Athletics in exchange for LHP Jerry Blevins, Dec. 11.
- 2016 Acquired by the Kansas City Royals in exchange for OF Brett Eibner, July 30.

WALK-OFF RBI (2)

- 👑 June 17, 2016 vs. Los Angeles Angels (single off Salas, 9th)
- 👑 Sept. 27, 2016 vs. Minnesota (sac. fly off Milone, 11th)

CAREER FIELDING

Position	Pct.	G	TC	PO	A	E	DP
Outfield	.987	218	467	455	6	6	3

SINGLE GAME BESTS

HITS 3 (11x) Last: Sept. 19, 2016 vs. CWS	RUNS 3 (4x) Last: May 22, 2016 vs. NY Yankees
DOUBLES 2 (3x) Last: June 15, 2016 vs. TEX	HITTING STREAKS 16 June 10-28, 2015 12 May 26-June 7, 2015
RBI 3 June 3, 2015 at DET	

ROYALS TWITTER ROSTER

Player	Handle
Miguel Almonte	@MiguelAlmonte27
Cody Asche	@Cody_Smasche
Scott Blewett	@SBlewett7
Jorge Bonifacio	@ElBonifa
Blaine Boyer	@BTBoyer81
Billy Burns	@BillyBurns45
Drew Butera	@drewbutera
Cheslor Cuthbert	@cheslorcuthbert
Donnie Dewees	@DonnieDewees
Hunter Dozier	@hdozier_17
Danny Duffy	@duffk41
Alcides Escobar	@alcidesescobar2
Heath Fillmyer	@hfillmyer08
Cam Gallagher	@camgally3545

Player	Handle
Ryan Goins	@rgoins17
Terrance Gore	@TG07E
Foster Griffin	@Foster_Griffin
Jason Hammel	@HammelTime39
Kelvin Herrera	@KelvinHerrera40
Jakob Junis	@bjjunis
Nate Karns	@NathanKarns
Kevin Lenik	@kevin_lenik
Nick Lopez	@nick3lopez
Richard Lovelady	@RichardLovelad1
Seth Maness	@Maness_43
Kevin McCarthy	@KMAC_n_cheez15
Whit Merrifield	@WhitMerrifield
Adalberto Mondesi	@raulmondesi

Player	Handle
Parker Morin	@parkermorin21
Ryan O'Hearn	@Rohearn11
Trevor Oaks	@trevoaks
Paulo Orlando	@porlando52
Wily Peralta	@WilyPeralta38
Salvador Perez	@SalvadorPerez15
Eric Skoglund	@LBSTheZone
Eric Stout	@EricStout37
Chase Vallot	@Chase_Vallot
Kyle Zimmer	@kylezimmer11



TYLER COLLINS



#7 TYLER COLLINS OUTFIELDER

BATS
LEFT

THROWS
LEFT

HEIGHT
5-11

WEIGHT
215

BORN: JUNE 6, 1990 | 27

SIGNED: MINOR LEAGUE FREE AGENT | JAN. 17, 2018

RESIDES: LEWISVILLE, TEXAS

MAJOR LEAGUE SERVICE: 1 YEAR, 165 DAYS

2017 SEASON

- Played in 49 games with Detroit, batting .193 (29-for-150) with four doubles, one triple, five homers and 14 RBI... also appeared in 74 contests with Toledo (AAA), hitting .288/.358/.462 (75-for-260) with 14 doubles, two triples and nine homers.
- Recorded a career-best eight-game hitting streak, from April 6-18...hit .367 (11-for-30) during the streak.
- Posted consecutive three-hit games for the first time in his career, April 25, 27 vs. Seattle.
- Enjoyed his first multi-homer contest and drove in a career-high four runs, May 17 vs. Baltimore...took Ulbaldo Jimenez deep twice (solo, three-run homers).
- With Toledo, recorded his third career four-hit game on Sept. 2 vs. Indianapolis, going 4-for-4 with four singles... marked his first four-hit game since 2013 with Erie (AA).

HONORS AND AWARDS

- First MLB home run:** Sept. 1, 2014 at Cleveland, three-run shot off Austin Adams
- First MLB hit:** April 9, 2014 at Los Angeles Dodgers, single off Paul Maholm
- Three-time MiLB.com Organization All-Star (2011-13)
- 2012 Lakeland Player of the Year
- 2011 Baseball America Short-Season All-Star

CAREER HIGHLIGHTS

- Veteran outfielder who has spent parts of the last four seasons in the Majors with Detroit.
- 2016:** Split the season between Detroit and Toledo, batting .235 (32-for-136) with two doubles, three triples, four homers and 15 RBI in 56 games for the Tigers.
- Made the Tigers' Opening Day roster for the second time in his career...had three stints in the Majors (Opening Day-April 27, May 9-11 and July 15-end of season).
- Batted .333/.400/.633 (10-for-30) with runners in scoring position...also hit .327/.379/.577 (17-for-52) from the seventh inning on.
- Connected for his third career pinch-hit home run, July 24 at the White Sox, a solo shot off David Robertson.
- Hit a walk-off sacrifice fly on Aug. 31 vs. the White Sox, his first career walk-off RBI.
- 2015:** Played a career-high 60 games with the Tigers...also set career-bests in hits (51), doubles (11) and RBI (25).
- Batted .293/.376/.480 (22-for-75) with six doubles, a triple, two homers and 13 RBI over his final 23 games of the season (Sept. 1-on).
- Hit .348/.408/.551 (31-for-89) with eight doubles, two triples and two homers in his 28 road contests.
- Collected his second pinch-hit home run on June 17 at Cincinnati, a solo shot off Ryan Mattheus.
- 2014:** Made his Major League debut on Opening Day (March 31) against Kansas City...scored the winning run in the ninth after entering the contest as a pinch-runner.
- Clubbed his first big league home run on Sept. 1 at Cleveland, a three-run shot off Austin Adams...had been recalled from Toledo earlier that day.
- Minors:** Played in 121 games with Toledo in 2014...tied for sixth in the International League in homers (18) and tied for 14th in RBI (63).
- In 2013, tied for third in the Eastern League (AA) with 21 homers...named EL Player of the Week for the week ending May 6.
- Tabbed Lakeland (A) Player of the Year in 2012, finishing second in the Florida State League with 35 doubles...also fourth in the league in hits (137), tied for fifth in extra-base hits (47) and tied for ninth in batting average (.290).
- Named the seventh-best prospect in the Tigers' organization by *Baseball America* following the 2012 season...also tabbed 13th-best in the organization by the publication in 2011.

MISCELLANEOUS NOTES

- Full name is **Tyler James Collins**...resides in Lewisville, Texas during the offseason, with his wife, Carly.
- Graduated from Northwest High School in Justin, Texas.
- Selected as the American Baseball Coaches Association NJCAA Division I Player of the Year in 2011, batting .488 (105-for-215) with 34 doubles, four triples, 19 homers and 82 RBI as a sophomore at Howard College (Texas).
- Named the top prospect in the Texas Collegiate League by *Baseball America* in 2011.
- Participated in the Dreams Come True program in Detroit, which provides for children battling life-threatening illness.



CAREER BATTING

YEAR	CLUB	AVG	G	AB	R	H	2B	3B	HR	RBI	SAC	SF	HP	BB	SO	SB	CS	OBP	SLG	F
2011	GCL Tigers	.333	1	3	2	1	1	0	0	1	0	0	0	2	0	0	0	.600	.667	0
	Connecticut	.313	42	163	28	51	10	1	8	31	0	2	3	10	17	6	1	.360	.534	3
2012	Lakeland	.290	126	473	68	137	35	5	7	66	0	5	6	58	64	20	3	.371	.429	3
2013	Eric	.240	129	466	67	112	29	0	21	79	0	5	8	51	122	4	5	.323	.438	8
2014	Toledo	.263	121	468	63	123	17	2	18	62	0	5	4	49	116	12	4	.335	.423	9
	DETROIT	.250	18	24	3	6	0	0	1	4	0	0	0	1	4	0	0	.280	.375	0
2015	Toledo	.247	53	190	21	47	10	0	2	20	0	3	3	22	40	9	2	.330	.332	1
	DETROIT	.266	60	192	18	51	11	3	4	25	1	0	1	13	43	2	1	.316	.417	4
2016	DETROIT	.235	56	136	14	32	2	3	4	15	0	1	1	13	38	1	1	.305	.382	1
	Toledo	.214	68	257	29	55	7	0	7	30	0	2	2	20	69	4	1	.274	.323	2
2017	DETROIT	.193	49	150	18	29	4	1	5	14	0	1	0	18	55	0	4	.278	.333	2
	Toledo	.288	74	260	29	75	14	2	9	46	0	5	2	29	72	11	2	.358	.462	3
Minor League Totals		.264	614	2280	307	601	123	10	72	335	0	27	28	241	500	66	18	.338	.421	29
Major League Totals		.235	183	502	53	118	17	7	14	58	1	2	2	45	140	3	6	.299	.380	7

CAREER TRANSACTIONS

- 2011 Selected by the Detroit Tigers in the sixth round of the First-Year Player Draft...signed by Tim Griewe
- 2018 Signed by the Kansas City Royals as a minor league free agent, Jan. 17

HOME RUN INFORMATION
MULTI-HOMER GAMES (1)

May 17, 2017 vs. BAL (2)

PINCH HIT (3)

- Sept. 1, 2014 @ CLE (Adams)
- June 17, 2015 @ CIN (Mattheus)
- July 24, 2016 @ CWS (Robertson)

WALK-OFF RBI (1)

👑 Aug. 31, 2016 vs. Chicago White Sox (Sac fly off Robertson, 9th)

CAREER FIELDING

Position	Pct.	G	TC	PO	A	E	DP
Outfield	.975	148	276	261	8	7	2

SINGLE GAME BESTS

HITS

3 (7x) Last: May 17, 2017 vs. BAL

DOUBLES

2 (3x) Last: April 27, 2017 vs. SEA

RBI

4 May 17, 2017 vs. BAL

RUNS

2 (5x) Last: May 17, 2017 vs. BAL

HITTING STREAKS

8 April 6-16, 2017

ROYALS TOP OFFENSIVE PERFORMANCES - TEAM

The Royals have exploded for 17 or more runs 20 times in their history. The club has tallied 17 or more runs 5 times against both the Twins (all at home) and the Tigers (2 at home, 2 at Tiger Stadium, 1 at Comerica Park). All but 5 of the 17-run outbursts have come at home.

Rk	Date	Opponent	Run Total	Score	Hitting Hero
1.	Sept. 9, 2004	at Detroit (Game 1)	26	26-5	Joe Randa: 6-for-7, 2B, 6 runs
2.	April 6, 1974	Minnesota	23	23-6	John Mayberry: 3-for-5, 2 2B, 5 RBI, 4 runs
3.	June 15, 1976	at Detroit	21	21-7	Tom Poquette: 5-for-6, HR, 5 runs
4.	Aug. 10, 1996	at California	18	18-3	Johnny Damon: 2-for-6, HR, 7 RBI
	Aug. 21, 1995	at Milwaukee (Game 2)	18	18-9	Greg Gagne: 4-for-6, 2B, 3B, 3 RBI, 3 runs
	July 14, 1991	at Detroit	18	18-4	Brian McRae: 3-for-6, 2 HR, 6 RBI
	Aug. 16, 1983	Detroit	18	18-7	Pat Sheridan: 4-for-6, 2 2B, HR, 3 RBI
	Sept. 12, 1982	Minnesota	18	18-7	Willie Aikens: 3-for-5, 2 HR, 4 RBI
	Aug. 29, 1979	Milwaukee	18	18-8	Amos Otis: 3-for-6, HR, 3 RBI, 2 runs
10.	July 3, 2007	Seattle	17	17-3	Billy Butler: 3-for-5, 2B, HR, 6 RBI
	June 14, 2007	St. Louis	17	17-8	Mark Teahen: 3-for-6, 3B, 5 RBI
	June 10, 2007	Philadelphia	17	17-5	Mark Grudzielanek: 3-for-5, 2B, HR, 5 RBI
	Sept. 4, 2005	Texas	17	17-8	Angel Berroa: 2-for-5, HR, 5 RBI
	Sept. 13, 2004	New York	17	17-8	John Buck: 4-for-5, HR, 5 RBI
	Sept. 24, 2002	Detroit	17	17-2	Raul Ibanez: 1-for-3, HR, 2 RBI, 3 runs
	June 9, 1999	St. Louis	17	17-13	Joe Randa: 5-for-5, 2 2B, 2 RBI, 4 runs
	May 11, 1982	Milwaukee	17	17-3	Hal McRae: 2-for-6, HR, 5 RBI
	Oct. 4, 1980	Minnesota	17	17-1	Hal McRae: 3-for-4, 2B, HR, 5 RBI
	May 12, 1976	Minnesota	17	17-5	Tom Poquette: 3-for-6, 2 2B, 3B, 4 RBI
	Aug. 6, 1974	Minnesota	17	17-3	Amos Otis: 2-for-4, 2B, HR, 4 RBI, 4 runs



DONNIE DEWEES



#78 DONNIE DEWEES

OUTFIELDER

BATS
LEFT

THROWS
LEFT

HEIGHT
5-11

WEIGHT
200

BORN: SEPT. 29, 1993 | 24

ACQUIRED: TRADE WITH CHICAGO CUBS | FEB. 8, 2017

RESIDES: CRYSTAL RIVER, FLA.

MAJOR LEAGUE SERVICE: 0 DAYS

2017 SEASON

- Spent the entire year with Northwest Arkansas (AA), playing in 126 games, which ranked eighth in the Texas League... also tied for third in triples (6) and ranked sixth in steals (20), ninth in runs scored (67) and 10th in at-bats (464).
- Tabbed the Northwest Arkansas Player of the Year as well as an Organization All-Star by MiLB.com.
- Earned Texas League Player of the Week twice, for the week of June 5-11 and June 26-July 2.
- Tied for seventh among all Double-A players, hitting .354 (35-for-99) during the month of June...also tied for ninth among the group with 21 RBI in the month.
- Matched a career-high with four hits (4-for-5) on June 30 vs. Corpus Christi...finished a home run away from hitting for the cycle, collecting two singles, a double and a triple.
- Had a .294/.358/.429 slashline (72-for-245) in his home contests...enjoyed an 11-game hitting streak at home (May 23-June 11), when he hit .381 (16-for-42).

HONORS AND AWARDS

- 2017 Northwest Arkansas Player of the Year
- Two-time MiLB.com Organization All-Star (2016, 2017)
- 2016 Midwest League midseason All-Star

CAREER HIGHLIGHTS

- Acquired by the Royals from the Chicago Cubs' organization in exchange for RHP Alec Mills on Feb. 8, 2017.
- In 2016, earned Midwest League (A) midseason All-Star honors...led the league with 12 triples – four more than any other player, despite being promoted to Myrtle Beach (A) on July 26.
- Went 14-for-14 in stolen base attempts with the Pelicans...his 31 thefts overall ranked third among all Cubs' minor leaguers in 2016.
- Tied for third in the Northwest League in hits (75) in 2015, his first season in professional baseball...also led Eugene (A) in games played (66), runs (42), hits, total bases (106) and steals (19).

MISCELLANEOUS NOTES

- Full name is **Donald William Dewees, Jr.**...resides in Crystal River, Fla., during the offseason.
- Graduated from Crystal River High School (Fla.)...named team MVP as a freshman, Offensive Player of the Year as a sophomore and Defensive Player of the Year as a junior on the baseball diamond.
- Attended the University of North Florida...tabbed a Golden Spikes Award semifinalist as a junior (2015)...named a first-team All-American by Perfect Game, Baseball America, NCBWA and Louisville Slugger...holds UNF's career batting average record (.382).

CAREER BATTING

YEAR	CLUB	AVG	G	AB	R	H	2B	3B	HR	RBI	SAC	SF	HP	BB	SO	SB	CS	OBP	SLG	E
2015	Eugene	.266	66	282	42	75	14	1	5	30	2	2	3	14	54	19	7	.306	.376	2
2016	South Bend	.282	94	365	65	103	15	*12	3	54	7	5	4	29	51	17	5	.337	.414	3
	Myrtle Beach	.289	35	149	25	43	10	2	2	19	2	3	3	10	36	14	0	.339	.423	1
2017	Northwest Arkansas	.272	126	464	67	126	24	6	9	52	4	5	5	46	81	20	8	.340	.407	2
Minor League Totals		.275	321	1260	199	347	63	21	19	155	15	15	15	99	222	70	20	.332	.404	8

*- Led League

CAREER TRANSACTIONS

- 2015 Selected by the Chicago Cubs in the second round of the First-Year Player Draft...signed by Tom Clark
- 2017 Acquired by the Kansas City Royals in exchange for RHP Alec Mills, Feb. 8



#72 NICK DINI
C A T C H E R

BATS
RIGHT

THROWS
RIGHT

HEIGHT
5-9

WEIGHT
195

BORN: **JULY 27, 1993 | 24**

SELECTED: **14TH ROUND, 2015 DRAFT**

RESIDES: **TOWNSHIP, N.J.**

MAJOR LEAGUE SERVICE: **0 DAYS**

2017 SEASON

- 👑 Split the year between Lexington (A) and Northwest Arkansas (AA), batting .302/.364/.403 (93-for-308) with 19 doubles, four homers and 36 RBI in a combined 88 games.
- 👑 Named an MiLB.com Organization All-Star.
- 👑 Combined between the two stops, batted .395/.451/.556 (32-for-81) against left-handed pitching, with 10 doubles, one homer and 15 RBI.
- 👑 Hit in a career-high 12-straight games (May 15-June 7), which included his final eight games with Lexington and his first four with Northwest Arkansas.
- 👑 Opened the year at Lexington, but was promoted to Double-A for the first time in his career on May 30...hit safely in 12 of his first 13 games with the Naturals.
- 👑 Over his first 44 contests at Northwest Arkansas, batted .370/.436/.462 (53-for-143) with seven doubles, two homers and 19 RBI.
- 👑 Also threw out 20 would-be basestealers (65 attempts) with the Naturals, tying for third-most in the Texas League.
- 👑 Played 12 games for the Surprise Saguaros in the Arizona Fall League, batting .211 (8-for-38) with a double and six RBI.

HONORS AND AWARDS

- 👑 2017 MiLB.com Organization All-Star

CAREER HIGHLIGHTS

- 👑 Played at four different levels in 2016 after opening the year at Lexington (A)...limited to just 20 games due to injury.
- 👑 Began pro career in 2015 with Idaho Falls (Rookie)...hit in his first 11 games, batting .366/.435/.512 (15-for-41).
- 👑 Hit .316 (49-for-155), which would have ranked eighth in the Pioneer League, but he was 28 plate appearances shy of qualifying.

MISCELLANEOUS NOTES

- 👑 Full name is **Nicholas Carl Dini**...resides in Township, N.J. during the offseason.
- 👑 Graduated from Monroe Township High School (N.J.) in 2011.
- 👑 Attended Wagner College (N.Y.)...named Team MVP as a sophomore (2013), while playing catcher and third base...batted .400 as a senior (2015) to earn All-Northeast Conference Player of the Year honors and was an All-NEC first team selection two years in a row.
- 👑 Finished career as Wagner's all-time career leader in hits (245), games played (215) and games started (215).

CAREER BATTING

YEAR	CLUB	AVG	G	AB	R	H	2B	3B	HR	RBI	SAC	SF	HP	BB	SO	SB	CS	OBP	SLG	E
2015	Idaho Falls	.316	42	155	31	49	11	0	4	29	2	2	2	16	17	2	0	.383	.465	2
2016	Idaho Falls	.378	9	37	7	14	2	0	0	7	0	0	0	2	3	1	1	.410	.432	3
	Wilmington	.208	7	24	2	5	1	0	0	1	0	0	1	0	3	0	0	.240	.250	3
	Lexington@	.333	2	3	1	1	0	0	0	0	0	0	1	0	2	0	0	.500	.333	1
	Surprise@	.400	2	5	0	2	0	0	0	1	0	0	1	0	0	2	0	.500	.400	1
2017	Lexington	.283	24	92	19	26	10	0	2	11	0	1	1	5	8	2	0	.323	.457	2
	Northwest Arkansas	.310	64	216	22	67	9	0	2	25	1	2	9	17	26	8	2	.381	.380	6
	Minor League Totals	.308	150	532	82	164	33	0	8	74	3	5	15	40	59	15	3	.370	.415	18

@- Minor League injury rehab

CAREER TRANSACTIONS

2015 Selected by the Kansas City Royals in the 14th round of the First-Year Player Draft...signed by Bobby Gandolfo



RYAN GOINS



#1 RYAN GOINS INFIELDER

BATS
LEFT

THROWS
RIGHT

HEIGHT
5-10

WEIGHT
185

BORN: FEB. 13, 1988 | 30

SIGNED: MINOR LEAGUE FREE AGENT | JAN. 24, 2018

RESIDES: ROUND ROCK, TEXAS

MAJOR LEAGUE SERVICE: 3 YEARS, 106 DAYS

2017 SEASON

- Played in a career high 143 games with Toronto, batting .237/.286/.356 (99-for-418)...also set career-bests in hits, doubles (21), homers (9), RBI (62) and game-winning RBI (10).
- Went 10-for-14 (.714) with the bases loaded, which included a double and two home runs...the 10 hits led the Majors and tied Carlos Delgado (2003) for the Toronto franchise record.
- Hit .300/.368/.540 (33-for-100) with runners in scoring position, collecting 11 extra-base hits (six doubles, five homers)...it was the highest RISP average by a Jays hitter in the last two seasons...also hit .346 (18-for-52) with RISP and two outs.
- Enjoyed a 10-game hitting streak (Aug. 22-31), batting .361/.368/.472 (13-for-36)...it marked the second-longest streak of his career, behind a 12-game run in 2015.
- Hit the first two grand slams of his career – May 24 at Milwaukee and Sept. 22 vs. the Yankees...became the first Toronto shortstop to hit multiple slams in a season...his slam vs. the Yankees came on a 0-2 pitch, marking just the fifth in franchise history and first since Gabe Gross in 2004.
- Batted .300/.344/.388 (24-for-80) with two doubles, a triple, a homer and 10 RBI in 28 games vs. AL Central foes.

HONORS AND AWARDS

- First MLB home run:** Sept. 18, 2013 vs. N.Y. Yankees, solo shot off David Huff
- First MLB hit:** Aug. 23, 2013 at Houston, single off Jordan Lyles
- Two-time R. Howard Webster Award winner (2012-13), (Blue Jays' minor league player of the year)
- 2012 MiLB.com Organization All-Star
- 2012 Eastern League midseason All-Star

CAREER HIGHLIGHTS

- Veteran infielder that has played in 449 games (all with Toronto) entering the 2018 season...signed a minor league contract with Kansas City on Jan. 24, 2018.
- 2016:** Played in just 76 games with Toronto, spending nearly a month on the disabled list with right forearm tightness (July 2-Aug. 1).
- Became the ninth different position player to pitch in a game for the Jays (13th time), July 1 vs. Cleveland...tossed a scoreless 18th inning (2 H, BB) in his professional pitching debut.
- 2015:** Played in 128 games for Toronto and set career highs in runs scored (52), triples (4) and walks (39).
- Recorded a career-best 12-game hitting streak (Aug. 26-Sept. 2), batting .421 (16-for-38) with three doubles, a homer and six RBI during the streak...also had a 16-game on-base streak (Aug. 16-Sept. 6) during that stretch.
- Clubbed his first walk-off home run Sept. 1 vs. Cleveland – a two-run shot off Bryan Shaw in the 10th inning...became the fourth player in franchise history to hit a walk-off home run out of the No. 9 spot in the order.
- Collected a career-best five hits on Sept. 30 at Baltimore, going 5-for-5 with a double...became the first Jays' shortstop to record a five-hit game.
- 2014:** Among second basemen that played at least 55 games, his .995 fielding percentage ranked second in the Majors, trailing only Boston's Dustin Pedroia (.997).
- 2013:** Made his Major League debut on Aug. 23, going 2-for-4 with a double at Houston...hit safely in his first eight big league games, tying a franchise record (Jesse Barfield, 1981).
- Committed just one error in 148 chances at second base for a .993 fielding percentage...from his debut until the end of the season, it ranked as the third-highest by an AL second sacker.
- Minors:** Named R. Howard Webster Award winner (Minor League Player of the Year) in consecutive seasons, 2012 and '13.
- In 2012, led the Eastern League (AA) in hits (158) and was named a Postseason All-Star.

POSTSEASON HIGHLIGHTS

- Participated in the 2015 and 2016 postseasons with Toronto...played in a total of 14 postseason games, including all six vs. Kansas City in the 2015 ALCS.
- Went hitless in his first 17 playoff at-bats, before collecting a single off then-Royals pitcher Edinson Volquez in Game 1 of the 2015 ALCS...went on to hit .263 in the series (5-for-19).
- First postseason home run was a solo shot off then-Royals pitcher Kris Medlen in Game 3 of the 2015 ALCS.
- Played in three games during the 2016 ALCS vs. Cleveland, going 1-for-5 (.200) an RBI and a run scored.



MISCELLANEOUS NOTES

- 👑 Full name is **Ryan Matthew Goins**...resides in Round Rock, Texas during the offseason.
- 👑 Graduated from Stony Point High School in Round Rock in 2006.
- 👑 Attended Dallas Baptist University...played three seasons

for the Patriots' baseball team as an infielder/pitcher... still holds the school record for career slugging percentage (.672)...named a Third Team All-American in 2009 by Louisville Slugger, Baseball America and the NCBWA, hitting .371 with 22 homers and 70 RBI in 55 games.

CAREER BATTING

YEAR	CLUB	AVG	G	AB	R	H	2B	3B	HR	RBI	SAC	SF	HP	BB	SO	SB	CS	OBP	SLG	E
2009	GCL Blue Jays	.111	3	9	1	1	0	0	0	0	0	0	0	0	2	0	0	.111	.111	0
	Auburn	.297	24	101	15	30	5	1	0	8	1	0	0	8	23	2	2	.349	.366	8
	Lansing	.198	19	81	6	16	4	0	0	9	0	1	0	7	23	1	2	.258	.247	2
2010	Lansing	.308	77	295	49	91	19	2	3	35	4	3	1	35	60	6	7	.380	.417	12
	Dunedin	.205	47	166	8	34	9	0	0	18	3	2	0	11	33	1	1	.251	.259	9
2011	Dunedin	.286	101	353	50	101	24	5	3	52	10	3	0	32	67	2	2	.343	.408	16
	GCL Blue Jays@	.000	1	3	0	0	0	0	0	0	0	0	0	1	0	0	0	.000	.000	0
2012	New Hampshire	.289	136	546	66	158	33	4	7	61	19	6	0	47	78	15	9	.342	.403	16
2013	Buffalo	.257	111	377	42	97	22	1	6	46	9	2	1	29	85	3	5	.311	.369	9
	TORONTO	.252	34	119	11	30	5	0	2	8	0	0	0	2	28	0	0	.264	.345	1
2014	TORONTO	.188	67	181	14	34	6	3	1	15	6	1	0	5	42	0	1	.209	.271	1
	Buffalo	.284	97	363	36	103	21	2	0	30	7	2	2	28	64	4	4	.337	.353	5
2015	Buffalo	.350	6	20	1	7	1	0	0	3	0	1	0	0	5	0	0	.333	.400	0
	TORONTO	.250	128	376	52	94	16	4	5	45	7	5	1	39	83	2	1	.318	.354	8
2016	TORONTO	.186	76	183	13	34	9	2	3	12	3	0	1	9	48	1	1	.228	.306	4
	Buffalo	.265	28	98	9	26	6	0	2	10	3	1	0	8	23	0	1	.318	.388	3
2017	TORONTO	.237	143	418	37	99	21	1	9	62	5	5	0	31	96	3	2	.286	.356	7
Minor League Totals		.275	650	2412	283	664	144	15	21	272	56	21	4	205	464	34	33	.330	.374	80
Major League Totals		.228	448	1277	127	291	57	10	20	142	21	11	2	86	297	6	5	.275	.335	23

@-Minor League injury rehab

CAREER PITCHING

Year	Team	W-L	ERA	G	GS	CG	SHO	SV	IP	H	R	ER	HR	HB	BB	SO	WP	BK	AVG	
2016	TORONTO	0-0	0.00	1	0	0	0	0	1.0	2	0	0	0	0	1	0	0	0	0	0.500

CAREER TRANSACTIONS

- 2009 Selected by the Toronto Blue Jays in the fourth round of the First-Year Player Draft...signed by Rusty Gerhardt
- 2016 Placed on the 15-day disabled list (right forearm tightness), July 2...reinstated Aug. 1
- 2017 Signed by the Kansas City Royals as a minor league free agent, Jan. 24

POSTSEASON BATTING

YEAR	SERIES	vs. OPP.	AVG	G	AB	R	H	2B	3B	HR	RBI	SH	SF	HP	BB	SO	SB	CS	E
2015	ALDS	vs. TEX	.000	5	17	1	0	0	0	0	0	2	0	0	1	5	0	0	0
	ALCS	vs. KC	.263	6	19	3	5	1	0	1	4	1	0	0	0	7	0	0	0
2016	ALCS	vs. CLE	.200	3	5	1	1	0	0	0	1	0	0	0	1	2	0	0	0
Championship Series Totals			.250	9	24	4	6	1	0	1	5	1	0	0	1	9	0	0	0
Postseason Totals			.146	14	41	5	6	1	0	1	5	3	0	0	2	14	0	0	0

HOME RUN INFORMATION

- GRAND SLAMS (2)
- May 24, 2017 @ MIL (Drake)
- Sept. 22, 2017 vs. NYY (Tanaka)
- WALK-OFF (1)
- Sept. 1, 2015 vs. CLE (Shaw)

WALK-OFF RBI (2)

- 👑 Sept. 1, 2015 vs. Cleveland (2-run homer off Shaw, 10th)
- 👑 May 10, 2017 vs. Cleveland (single off Allen, 9th)

CAREER FIELDING

Position	Pct.	G	TC	PO	A	E	DP
Pitching	1.000	1	1	1	0	0	0
First Base	1.000	2	5	4	1	0	0
Second Base	.989	248	983	383	599	11	136
Third Base	.917	16	12	2	9	1	1
Shortstop	.987	190	691	234	448	9	12
Outfield	.833	7	6	5	0	1	0

SINGLE GAME BESTS

- HITS**
- 5 Sept. 30, 2015 @ BAL-1
- 4 July 28, 2014 @ BOS
- DOUBLES**
- 2 (5x) Last: Sept. 3, 2017 @ BAL
- RBI**
- 5 June 14, 2015 @ BOS
- 4 (4x) Last: Sept. 22, 2017 vs. NYY
- RUNS**
- 3 Sept. 30, 2015 @ BAL-1
- HITTING STREAKS**
- 12 Aug. 16-Sept. 2, 2015
- 10 Aug. 22-31, 2017



TERRANCE GORE



#0 TERRANCE GORE

O U T F I E L D E R

BATS
RIGHT

THROWS
RIGHT

HEIGHT
5-7

WEIGHT
165

BORN: JUNE 8, 1991 | 26

SELECTED: 20TH ROUND, 2011 FIRST-YEAR PLAYER DRAFT

RESIDES: PANAMA CITY, FLA.

MAJOR LEAGUE SERVICE: 1 YEAR

2017 SEASON

- ✦ Made the Opening Day roster for the second consecutive season, but was optioned to Omaha (AAA) on April 10... recalled twice, July 29-30 and Sept. 1 through the end of the season.
- ✦ Appeared in 12 games with Kansas City, all off the bench.
- ✦ Went 2-for-4 in stolen base attempts with the Royals.
- ✦ Went 0-for-4 at the plate and remains hitless in 11 career at-bats in the Majors.
- ✦ Hit .249 (56-for-225) with 21 stolen bases in 24 attempts (87.5%) in 84 games between Omaha and Northwest Arkansas (AA).
- ✦ Hit his first professional home run on June 10 vs. New Orleans in his 1,947th career plate appearance between the Minors and Majors...it was a two-run shot that traveled 401 ft. according to Trackman.

HONORS AND AWARDS

- ✦ Three-time Willie Wilson Minor League Baserunner of the Year (2012, 2014, 2015)
- ✦ 2015 Texas League midseason All-Star

CAREER HIGHLIGHTS

- ✦ In seven professional seasons, (majors and minors), he's recorded 293 stolen bases and been caught just 31 times (90.4%)...that includes going 21-for-25 with the Royals.
- ✦ **2016:** Made his first Opening Day roster, but spent a majority of the year with Northwest Arkansas.
- ✦ Scored the winning run on a 10th-inning walk-off wild pitch April 10 vs. Minnesota...pinch ran for Christian Colón, who led off the inning with a walk.
- ✦ Scored six runs as a pinch-runner, third-most in the Majors...all 11 of his stolen bases came as a pinch runner, seven more than any other player.
- ✦ Successful on his first nine stolen base attempts and the first 17 of his career, before being caught by Cleveland's Roberto Perez on Sept. 21.
- ✦ Led the Southern League with 44 steals in 49 attempts (89.8%) – 13 more than the next closest player – despite playing in just 88 games.
- ✦ **2015:** Had two stints with the Royals, April 15-17 and Sept. 2 through the end of the season.
- ✦ Spent most of the year with Northwest Arkansas, where he was named a Texas League All-Star for the first time... ranked second in the league with 39 steals.
- ✦ **2014:** Made his Major League debut on Sept. 2 vs. Texas.
- ✦ Scored the winning run from second base on an infield single in the ninth inning of KC's 4-3 walk-off win over the White Sox, Sept. 15.
- ✦ Despite making his debut on Sept. 2, credited with a stolen base and a run scored in the Aug. 31 loss to Cleveland during the completion of the suspended game on Sept. 22 at Progressive Field.
- ✦ **Minors:** Led the South Atlantic League with 68 stolen bases in 2013, ranking fifth among minor leaguers.
- ✦ In 2012, led Appalachian League (Rookie) in runs (50) and steals (26) and tied for fourth in walks (36).
- ✦ Named the "Fastest Baserunner" in the Royals organization by *Baseball America* prior to the 2012, 2013 and 2014 seasons.

POSTSEASON HIGHLIGHTS

- ✦ **2015:** Made two pinch-running appearances during the postseason, recording one steal...he swiped second base in Game 4 of the ALDS at Houston, but was thrown out trying to steal third in the same game.
- ✦ Despite playing in just eight career postseason games, his four steals are tied for fourth all-time in franchise history.
- ✦ **2014:** Appeared in six postseason games, recording three steals and scoring two runs.
- ✦ Recorded stolen bases in the first two games of the ALDS vs. the Angels...scored the go-ahead run in Game 2 of the ALCS vs. the Orioles on Alcides Escobar's RBI double.

MISCELLANEOUS NOTES

- ✦ Full name is **Terrance J. Gore**...resides in Panama City, Fla., with wife, Britney and son, Zane Patrick...participated in 2015 Royals Caravan as well as FanFest in 2015 and 2016.
- ✦ Played one season at Gulf Coast Community College in Panama City, Fla. (2011), where he hit .330 with 51 stolen bases in 54 attempts...theft total ranks second in a single season at the school.
- ✦ Graduated from Jones County High School in Gray, Ga., in 2010...batted .474 as a senior with 49 steals...recorded 145 stolen bases during his high school career.



CAREER BATTING

YEAR	CLUB	AVG	G	AB	R	H	2B	3B	HR	RBI	SAC	SF	HP	BB	SO	SB	CS	OBP	SLG	E
2011	Surprise Royals	.340	35	94	22	32	2	2	0	16	1	1	4	15	21	17	0	.447	.404	2
2012	Burlington	.256	61	227	*50	58	4	2	0	13	4	0	9	36	52	*36	2	.379	.291	6
2013	Lexington	.215	128	455	76	98	6	3	0	24	5	0	19	62	120	*68	8	.334	.242	5
2014	Wilmington	.218	89	252	34	55	8	1	0	15	9	2	4	20	66	36	4	.284	.258	2
	Omaha	.250	17	20	8	5	0	0	0	0	3	0	1	2	4	11	3	.348	.250	1
	KANSAS CITY	.000	11	1	5	0	0	0	0	0	0	0	1	0	0	5	0	.500	.000	0
2015	Northwest Arkansas	.284	85	222	42	63	4	1	0	16	8	0	3	26	50	39	2	.367	.311	5
	KANSAS CITY	.000	9	3	1	0	0	0	0	0	0	0	1	0	1	3	0	.250	.000	0
2016	KANSAS CITY	.000	17	3	6	0	0	0	0	0	0	0	0	1	11	2	.000	.000	0	
	Northwest Arkansas	.233	88	253	31	59	2	1	0	11	*19	0	4	26	58	*44	5	.314	.249	2
2017	KANSAS CITY	.000	12	4	2	0	0	0	0	0	0	0	0	1	2	2	2	.200	.000	0
	Northwest Arkansas	.254	19	59	9	15	1	0	0	1	1	0	0	2	13	8	0	.279	.271	0
	Omaha	.247	65	166	29	41	3	3	1	10	5	2	3	16	38	13	3	.321	.319	4
	Minor League Totals	.244	587	1748	301	426	30	13	1	106	55	5	47	205	422	272	27	.338	.277	27
	Major League Totals	.000	49	11	14	0	0	0	0	0	0	0	2	1	4	21	4	.214	.000	0

*-Led League

CAREER TRANSACTIONS

2011 Selected by the Kansas City Royals in the 20th round of the First-Year Player Draft...signed by Colin Gonzales

POSTSEASON BATTING

YEAR	SERIES	vs. OPP.	AVG	G	AB	R	H	2B	3B	HR	RBI	SH	SF	HP	BB	SO	SB	CS	E
2014	WC	vs. OAK	.000	1	0	0	0	0	0	0	0	0	0	0	0	0	1	0	0
	ALDS	vs. LAA	.000	2	0	0	0	0	0	0	0	0	0	0	0	0	2	0	0
	ALCS	vs. BAL	.000	2	0	1	0	0	0	0	0	0	0	0	0	0	0	0	0
	WS	vs. SF	.000	1	0	1	0	0	0	0	0	0	0	0	0	0	0	0	0
2015	ALDS	vs. HOU	.000	1	0	0	0	0	0	0	0	0	0	0	0	0	1	1	0
	ALCS	vs. TOR	.000	1	0	0	0	0	0	0	0	0	0	0	0	0	0	0	0
	Division Series Totals		.000	3	0	0	0	0	0	0	0	0	0	0	0	0	3	1	0
	Championship Series Totals		.000	3	0	1	0	0	0	0	0	0	0	0	0	0	0	0	0
	Postseason Totals		.000	8	0	2	0	0	0	0	0	0	0	0	0	0	4	1	0

CAREER FIELDING

Position	Pct.	G	TC	PO	A	E	DP
Outfield	1.000	10	6	6	0	0	0

ROYALS ALL-TIME STEALS OF HOME

Player	Opponent	Date	Player	Opponent	Date
Amos Otis*	at California	July 31, 1972	Kevin Young	vs California	June 10, 1996
John Mayberry	vs Oakland	July 2, 1976	Sal Fasano	at Minnesota	July 5, 1996
Dave Nelson*	at Chicago (AL)	Aug. 8, 1976	Craig Paquette	vs Chicago (AL)	July 13, 1996
George Brett*	vs Cleveland	Aug. 17, 1976		vs Oakland	August 7, 1996
	vs California	Sept. 14, 1987	Michael Tucker	vs Cleveland	July 15, 1996
Fred Patek*	vs Minnesota	June 8, 1977	Johnny Damon	vs Cleveland	Sept. 27, 1996
Kevin Seitzer	vs Boston	April 7, 1989	Craig Paquette	vs Seattle	May 23, 1997
Bo Jackson	at Minnesota	May 16, 1989	Jeff Conine	at St. Louis	June 30, 1998
Juan Samuel	at Texas	Aug. 26, 1992	Jermaine Allensworth	at Chicago (AL)	July 9, 1998
Greg Gagne	vs New York (AL)	April 30, 1995	Joe Randa	at Minnesota	May 10, 1999
Jon Nunnally	at Toronto	May 24, 1995	Mike Sweeney*	vs. New York (AL)	Aug. 14, 2002
	vs Detroit	July 29, 1995	Carlos Febles	vs. Boston	May 6, 2003
	vs Oakland	Aug. 15, 1995	Mendy Lopez*	vs. Oakland	May 31, 2003
	vs Minnesota	Sept. 18, 1995 (G1)	Alex Gordon	at Tampa Bay	August 2, 2009
Tom Goodwin	at Texas	Sept. 1, 1995	Yuniesky Betancourt	vs. Cleveland	Sept. 19, 2010
Chris Stynes	at Seattle	May 12, 1996	Jeff Francoeur	at Baltimore	August 11, 2012
Bob Hamelin	at Detroit	May 22, 1996	Alcides Escobar	vs. Cleveland	Sept. 18, 2013
David Howard	vs Texas	May 23, 1996	Alex Rios	vs. Pittsburgh	July 20, 2015

*- A straight steal of home, not part of a double steal



FOSTER GRIFFIN



#73 FOSTER GRIFFIN

LEFT-HANDED PITCHER

BATS
RIGHT

THROWS
LEFT

HEIGHT
6-3

WEIGHT
220

BORN: JULY 27, 1995 | 22

SELECTED: FIRST ROUND (28TH), 2014 DRAFT

RESIDES: ORLANDO, FLA.

MAJOR LEAGUE SERVICE: 0 DAYS

2017 SEASON

- Split the season between Wilmington (A) and Northwest Arkansas (AA), making a combined 28 starts...posted a 15-7 record with a 3.35 ERA (60 ER in 161.1 IP) with 54 walks and 141 strikeouts.
- Tabbed Paul Splittorff Royals Minor League Pitcher of the Year, Northwest Arkansas Pitcher of the Year as well as a MiLB.com Organization All-Star.
- Selected to the SiriusXM All-Star Futures Game in Miami...tossed 0.2 innings, collecting one strikeout...also named to the Carolina League All-Star team, but did not participate due to his promotion to Double-A.
- His 15 overall victories were the most by a Royals' minor league hurler since Jake Odorizzi also won 15 games in 2012.
- Promoted to Northwest Arkansas for the first time in his

- career on May 29...tied for second in the Texas League in victories (11), while his ERA (3.61) and WHIP (1.36) would have both ranked in the top 10 if he had enough innings to qualify.
- Selected Texas League Pitcher of the Week for the week ending June 25...in his two starts during the week, went 2-0 with a 0.71 ERA (1 ER in 12.2 IP), with three walks and 12 strikeouts.
- Won six-straight decisions between June 9-July 12, a stretch which included six victories and one no-decision in seven starts...during that run, he posted a 2.45 ERA (11 ER in 40.1 IP) to go with 39 strikeouts and just 10 walks.
- Fanned a career-high 10 hitters over 6.0 innings in his July 1 start vs. Corpus Christi, earning a 6-3 triumph.

HONORS AND AWARDS

- 2017 Paul Splittorff Minor League Pitcher of the Year
- 2017 Northwest Arkansas Pitcher of the Year
- 2017 MiLB.com Organization All-Star

- 2017 SiriusXM Futures All-Star Game participant (US)
- 2017 Carolina League midseason All-Star

CAREER HIGHLIGHTS

- Selected as the Royals' No. 6 prospect by MLB.com heading into this season...also ranked as the ninth-best prospect by *Baseball America*.
- Split the 2016 season between Lexington (A) and Wilmington, going 6-14 with a 5.43 ERA (80 ER in 132.2 IP) in 27 combined starts...promoted to Wilmington on May 17, making his final 20 outings for the Blue Rocks.
- His 10 losses tied with teammate Josh Staumont for sixth in the Carolina League in 2016.

- Spent all of 2015 at Lexington...went 4-6 with a 5.44 ERA (62 ER in 102.2 IP) in 22 starts...won four of his last five decisions, posting a 3.22 ERA (16 ER in 44.2 IP) over his final eight starts (Aug. 1 to end of season).
- In 2014, tabbed the seventh-best prospect in the Royals' organization by *Baseball America* following the season...also named the fourth-best prospect in the Appalachian League.

MISCELLANEOUS NOTES

- Full name is **Fred Foster Griffin**...resides in Orlando, Fla.
- Graduated from The First Academy in Orlando, Fla., in 2004...posted a 1.55 ERA and 99 strikeouts in 58.2 innings

- during his senior season.
- Bypassed a baseball scholarship at Ole Miss when he signed with the Royals.

CAREER PITCHING

YEAR	CLUB	W-L	ERA	G	GS	CG	SHO	SV	IP	H	R	ER	HR	HB	BB	SO	WP	BK	AVG
2014	Burlington	0-2	3.21	11	11	0	0	0	28.0	19	10	10	2	1	12	19	4	0	.186
2015	Lexington	4-6	5.44	22	22	0	0	0	102.2	123	73	62	8	3	35	71	12	1	.296
2016	Lexington	1-4	3.38	7	7	0	0	0	37.1	35	25	14	3	0	9	29	2	1	.243
	Wilmington	5-10	6.23	20	20	0	0	0	95.1	130	79	66	9	6	43	76	10	0	.330
2017	Wilmington	4-2	2.86	10	10	0	0	0	56.2	43	19	18	2	1	20	60	6	0	.210
	Northwest Arkansas	11-5	3.61	18	18	0	0	0	104.2	108	46	42	11	1	34	81	1	0	.271
Minor League Totals		25-29	4.49	88	88	0	0	0	424.2	458	252	212	35	12	153	336	35	2	.276

CAREER TRANSACTIONS

- 2014 Selected by the Kansas City Royals in the first round (28th overall) in the First-Year Player Draft...signed by Jim Buckley



#60 KEVIN LENIK

RIGHT-HANDED PITCHER

BATS
RIGHT

THROWS
RIGHT

HEIGHT
6-5

WEIGHT
230

BORN: AUG. 1, 1991 | 26

SIGNED: MINOR LEAGUE FREE AGENT | JUNE 15, 2017

RESIDES: MISSION HILLS, CALIF.

MAJOR LEAGUE SERVICE: 0 DAYS

2017 SEASON

- Pitched for four different clubs, including three within the Royals' organization – Burlington (Rookie), Lexington (A) and Omaha (AAA).
- Signed by the Royals on June 15, after making 11 appearances for the Windy City ThunderBolts of the Frontier League.
- Pitched in a combined 19 games in the Royals' organization, going 1-1 with four saves and a 1.69 ERA (7 ER in 37.1 IP)...held opponents to a .169 batting average (22-for-130), while he posted a 9.40 K/9 IP ratio (39 K in 37.1 IP).
- Promoted to Omaha on July 24 and surrendered just two

earned runs in his first 11 appearances with the Storm Chasers (0.83 ERA)...however, he allowed three runs tossed 2.0 innings in his final appearance, Sept. 2 vs. Iowa.

- Collected a season-high four strikeouts twice with the Storm Chasers: July 24 at El Paso (2.1 IP) and Aug. 9 at Memphis (3.0 IP).
- Earned his only victory on Aug. 15 vs. Oklahoma City, tossing 2.1 scoreless innings in a 1-0 triumph.
- Pitched for the Tigres del Licey in the Dominican Winter League, making just one appearance.

CAREER HIGHLIGHTS

- Signed with the Texas Rangers' organization as a non-drafted free agent on Feb. 23, 2016...made 17 appearances for Spokane (A), going 1-2 with a 5.17 ERA (18 ER in 31.1 IP) in his first professional season.
- Named Northwest League Pitcher of the Week for the week of July 25-31...made a pair of scoreless appearances and earned a win during the week.

- Recorded his first professional victory on July 26 vs. Tri-City, tossing 3.0 hitless innings in a 5-4 triumph.
- Collected a career high six strikeouts in 4.0 innings on July 30 vs. Everett.

MISCELLANEOUS NOTES

- Full name is **Kevin Jeffery Lenik**...resides in Mission Hills, Calif., during the offseason.
- Graduated from Bishop Alemany High School in Mission Hills, Calif., in 2012...was a three-sport athlete, lettering in baseball, football and track...named first-team all-league and all-conference.

- Attended College of the Canyons, Hawaii Pacific University and Cal State-Dominguez Hills...at Hawaii Pacific (2014), hit .299 with seven home runs as an outfielder...pitched at Cal State-Dominguez Hills, going 0-1 with three saves and a 0.87 ERA in 2015.

CAREER PITCHING

YEAR	TEAM	W-L	ERA	G	GS	CG	SHO	SV	IP	H	R	ER	HR	HB	BB	SO	WP	BK	AVG
2016	Spokane	1-2	5.17	17	0	0	0	0	31.1	35	22	18	1	4	16	32	4	0	.278
2017	Burlington	0-0	0.00	2	0	0	0	1	5.0	3	0	0	0	0	0	4	1	0	.167
	Lexington	0-0	2.16	5	0	0	0	1	8.1	8	4	2	1	1	6	11	0	0	.267
	Omaha	1-1	1.88	12	0	0	0	2	24.0	11	5	5	1	1	8	24	1	1	.134
Minor League Totals		2-3	3.28	36	0	0	0	4	68.2	57	31	25	3	6	30	71	6	1	.223

CAREER TRANSACTIONS

- 2016 Signed by the Texas Rangers as an undrafted free agent, Feb. 23
- 2017 Released by the Texas Rangers, March 21
- Signed by the Kansas City Royals as a minor league free agent, June 15



JACK LOPEZ



#48 JACK LOPEZ INFILDER

BATS
RIGHT

THROWS
RIGHT

HEIGHT
5-10

WEIGHT
175

BORN: DEC. 16, 1992 | 25

SELECTED: 16TH ROUND, 2011 DRAFT

RESIDES: TOA ALTA, P.R.

MAJOR LEAGUE SERVICE: 0 DAYS

2017 SEASON

- Spent a majority of the year at Northwest Arkansas (AA), but had a three-week stint with Omaha (AAA), from July 17-Aug. 7...played in 113 games total, batting .261/.313/.339 (111-for-425), setting a career high in hits.
- Named a Texas League All-Star for the first time in his career...started the game at second base and went 1-for-4.
- Batted .308/.351/.401 (56-for-182) over his first 50 games, which included seven doubles, two triples and two homers.
- Ranked seventh in the Texas League with 19 steals in 26 chances...recorded 20 thefts overall, the first time he's

collected 20+ stolen bases in a season since 2014 with Wilmington (A).

- Started games at three different positions with the Naturals, making 43 starts at second base, 36 at third and 12 at shortstop...posted a .991 fielding percentage at second base, committing just two errors in 211 chances.
- Matched a career-high with four hits on June 2 at Midland...it marked his first four-hit contest since 2012 with Surprise (Rookie).

HONORS AND AWARDS

- 2017 Texas League midseason All-Star
- 2014 Puerto Rican Winter League Rookie of the Year

CAREER HIGHLIGHTS

- Spent the entire 2016 season at Northwest Arkansas, playing in 83 games...started games at shortstop (42), second base (16), third base (12) and left field.
- Tabbed as the Royals' prospect with the "Best Infield Arm" by *Baseball America* in 2014.
- In 2014, played 37 games for Cangrejeros de Santurce in the

Puerto Rican Winter League...tabbed the league's Rookie of the Year.

- Set career highs with Wilmington (A) in 2013, in games played (124), at-bats (478), triples (6), RBI (45) and steals (27)...tied for fifth in the Carolina League in steals and tied for seventh in triples.

MISCELLANEOUS NOTES

- Full name is **Jack Henry Lopez**...resides in Toa Alta, Puerto Rico, with his fiancé, Paige Palmer and daughter, Luna Mia.
- Graduated from Deltona High School in 2011...batted .462 with 10 home runs and 34 RBI as a senior.
- Bypassed a scholarship to the University of Miami when he

signed with the Royals.

- Father, Juan Lopez, was a minor league catcher from 1983-89, spending time in the Cleveland, Houston and San Francisco organizations...served as the Cincinnati Reds' bullpen coach from 2007-13.

- Nephew of former Royals' infielder Onix Concepción.

CAREER BATTING

YEAR	CLUB	AVG	G	AB	R	H	2B	3B	HR	RBI	SAC	SF	HP	BB	SO	SB	CS	OBP	SLG	E
2012	Idaho Falls	.385	3	13	6	5	0	1	0	3	0	0	0	2	1	1	0	.467	.538	1
	Kane County	.222	64	261	30	58	9	2	0	16	8	1	4	14	43	14	4	.271	.272	16
2013	Wilmington	.230	124	478	62	110	10	6	4	45	11	1	10	36	89	27	11	.297	.301	26
2014	Wilmington	.215	108	405	34	87	19	2	1	29	5	0	6	27	66	23	9	.274	.279	13
2015	Wilmington	.238	116	429	52	102	15	1	6	43	16	3	7	32	88	13	10	.299	.319	20
2016	Northwest Arkansas	.187	83	267	25	50	7	1	6	25	6	1	2	14	60	9	4	.232	.288	10
2017	Northwest Arkansas	.281	95	363	42	102	12	2	5	29	7	0	8	20	86	19	7	.332	.366	9
	Omaha	.145	18	62	2	9	2	0	0	1	1	0	0	4	18	1	1	.197	.177	4
Minor League Totals		.230	611	2278	253	523	74	15	22	191	54	6	37	149	451	107	46	.287	.304	99

CAREER TRANSACTIONS

- 2011 Selected by the Kansas City Royals in the 16th round of the First-Year Player Draft...signed by Colin Gonzales



#47 NICKY LOPEZ
INFIELDER

BATS
LEFT

THROWS
RIGHT

HEIGHT
5-11

WEIGHT
175

BORN: **MARCH 13, 1995 | 23**

SELECTED: **FIFTH ROUND, 2016 DRAFT**

RESIDES: **BOLINGBROOK, ILL.**

MAJOR LEAGUE SERVICE: **0 DAYS**

2017 SEASON

- 👑 Named Wilmington (A) Player of the Year, splitting the season between the Blue Rocks and Northwest Arkansas (AA)...combined to hit .279/.348/.356 (144-for-517) between the two stops.
- 👑 Selected to the Carolina League All-Star Game...started for the North Division All-Stars at shortstop and went 1-for-2 with a run scored and a stolen base out of the leadoff spot.
- 👑 Tied for third in the Carolina League in triples (7), despite playing in just 70 games before his promotion...would have tied for second in the league in batting average (.295) and third in on-base percentage (.376), if he had reached the minimum number of at-bats to qualify.
- 👑 Hit .303/.382/.416 (83-for-274) with 11 doubles, seven triples, two homers and 42 runs scored during the first half of the season...promoted to Double-A on June 26 and played his final 59 games at Northwest Arkansas.
- 👑 Recorded four, four-hit games including June 30 vs. Corpus Christi and Aug. 15 at Midland as a member of the Naturals.
- 👑 Played for the Surprise Saguaros in the Arizona Fall League...ranked second in the league in batting average (.383), collecting five doubles, two triples, two homers and 15 runs scored.
- 👑 Named to the AFL All-Prospect Team as well as a "Rising Star."

HONORS AND AWARDS

- 👑 2017 Arizona Fall League All-Prospect Team
- 👑 2017 Arizona Fall League "Rising Star"
- 👑 2017 Wilmington Player of the Year
- 👑 2017 Carolina League midseason All-Star
- 👑 2016 MiLB.com Organization All-Star
- 👑 2016 Appalachian League postseason All-Star

CAREER HIGHLIGHTS

- 👑 Spent his first professional season at Burlington (Rookie), hitting .281/.393/.429 (65-for-231).
- 👑 Named an MiLB.com Organization All-Star as well as an Appalachian League Postseason All-Star.
- 👑 Led the league in runs scored (54) and tied for the league lead in triples (5)...also ranked second in steals (24), tied for second in walks (35) and total bases (99).

MISCELLANEOUS NOTES

- 👑 Resides in Bolingbrook, Ill., during the offseason.
- 👑 Graduated from Naperville Central High School (Ill.) in 2013.
- 👑 Attended Creighton University in Omaha, Neb...earned All-Big East Second Team honors as a junior, hitting .306 with 11 doubles, five triples, two homers and 11 stolen bases...drafted the highest of any player from Creighton since 1999.

CAREER BATTING

YEAR	CLUB	AVG	G	AB	R	H	2B	3B	HR	RBI	SAC	SF	HP	BB	SO	SB	CS	OBP	SLG	E
2016	Burlington	.281	62	231	*54	65	6	+5	6	29	3	4	10	35	30	24	4	.393	.429	5
2017	Wilmington	.295	70	285	42	84	12	7	2	27	2	0	1	36	23	14	8	.376	.407	2
	Northwest Arkansas	.259	59	232	26	60	6	1	0	11	3	0	2	16	29	7	4	.312	.293	7
Minor League Totals		.279	191	748	122	209	24	13	8	67	8	4	13	87	82	45	16	.363	.378	14

*-Led league; +-Tied for league lead

CAREER TRANSACTIONS

2016 Selected by the Kansas City Royals in the fifth round of the First-Year Player Draft...signed by Matt Price



RICHARD LOVELADY



#74 RICHARD LOVELADY

LEFT-HANDED PITCHER

BATS
LEFT

THROWS
LEFT

HEIGHT
6-0

WEIGHT
180

BORN: JULY 7, 1995 | 22

SELECTED: 10TH ROUND, 2016 DRAFT

RESIDES: MIDWAY, GA.

MAJOR LEAGUE SERVICE: 0 DAYS

2017 SEASON

- Split the season between Wilmington (A) and Northwest Arkansas (AA), making 21 appearances at each stop... combined to go 4-2 with a 1.62 ERA (12 ER in 66.2 IP) with 10 saves in 14 chances.
- Named Wilmington Pitcher of the Year as well as a MiLB.com Organization All-Star...selected to the Carolina League All-Star Game, tossing a scoreless eighth inning for the North Division.
- Made 15 consecutive scoreless appearances (May 7-June 30), which spanned 25.1 innings...he did not allow an unearned run over 19-straight outings (May 7-July 14).
- At Wilmington, allowed just four walks and recorded 41 strikeouts in 33.1 innings (1.08 BB/9; 11.07 K/9).
- Collected a career-high five strikeouts in an outing three times – June 8 vs. Buies Creek and June 13 at Lynchburg with Wilmington and Aug. 8 vs. Midland with Northwest Arkansas.
- Between his two stops, held left-handed batters to a .184 average (14-for-76) with just three extra-base hits (all doubles).
- Allowed a season-high three earned runs on July 28 vs. Springfield...then allowed three earned runs over his final 12 appearances with the Naturals, spanning 18.2 innings (1.45 ERA).

HONORS AND AWARDS

- 2017 Wilmington Pitcher of the Year
- 2017 MiLB.com Organization All-Star
- 2017 Carolina League midseason All-Star

CAREER HIGHLIGHTS

- Enters the 2018 season as the No. 25 prospect in the Royals' organization according to MLB.com.
- Made his professional debut with Surprise (Rookie) in 2016, going 2-0 with a 1.74 ERA (2 ER in 10.1 IP) with three saves in three chances in his first eight appearances.
- In 2016, promoted to Idaho Falls (Rookie) on July 28... did not allow an earned run over his first seven appearances with the Chukars (8.0 IP).

MISCELLANEOUS NOTES

- Full name is **Richard Tyler Lovelady**...resides in Midway, Ga., during the offseason.
- Graduated from First Presbyterian High School in Macon, Ga in 2013.
- Attended both East Georgia College (2014-15) and Kennesaw State University (Ga.) in 2016...in his lone season at KSU, went 4-2 with a 2.96 ERA and 52 strikeouts in 45.2 innings...made 37 appearances, which were the second-most in program history.

CAREER PITCHING

YEAR	TEAM	W-L	ERA	G	GS	CG	SHO	SV	IP	H	R	ER	HR	HB	BB	SO	WP	BK	AVG
2016	Surprise	2-0	1.74	8	0	0	0	3	10.1	4	5	2	0	0	2	14	1	0	.111
	Idaho Falls	0-1	1.84	13	0	0	0	6	14.2	10	4	3	0	1	7	16	2	0	.200
2017	Wilmington	1-0	1.08	21	0	0	0	7	33.1	18	5	4	0	2	4	41	2	1	.154
	Northwest Arkansas	3-2	2.16	21	0	0	0	3	33.1	28	12	8	1	0	13	36	1	1	.228
Minor League Totals		6-3	1.67	63	0	0	0	19	91.2	60	26	17	1	3	26	107	6	2	.184

CAREER TRANSACTIONS

- 2016 Selected by the Kansas City Royals in the 10th round of the First-Year Player Draft...signed by Tim Osborne



#63 SETH MANESS
RIGHT-HANDED PITCHER

BATS
RIGHT

THROWS
RIGHT

HEIGHT
6-0

WEIGHT
190

BORN: **OCT. 14, 1988 | 29**

SIGNED: **MINOR LEAGUE FREE AGENT | NOV. 8, 2017**

RESIDES: **WILMINGTON, N.C.**

MAJOR LEAGUE SERVICE: **4 YEARS, 9 DAYS**

2017 SEASON

- ⚡ Spent most of the season at Omaha (AAA), where he went 2-2 with a 6.13 ERA (32 ER in 47.0 IP) in 24 appearances.
- ⚡ Made his first three appearances with Omaha from May 1-7, before having his contract selected on May 10.
- ⚡ Was on the Royals' Major League roster from May 10-June 5, going 1-0 with a 3.72 ERA (4 ER in 9.2 IP) in eight appearances, allowing a run in half of those outings.
- ⚡ Earned the win in his first appearance as a Royal on May 13 vs. Baltimore.
- ⚡ Optioned on June 5 to Omaha, where he made seven appearances before being designated for assignment on July 1...cleared waivers and was outrighted back to the minors on July 7.
- ⚡ Recorded more than three outs in 18 of his 24 appearances with Omaha, including a season-high 4.0 scoreless innings with five strikeouts in a 4-3 win on Aug. 30 at Nashville.
- ⚡ Had 14.2 consecutive scoreless innings from the seventh inning on Aug. 14 through the eighth inning on Sept. 4.

HONORS AND AWARDS

- ⚡ **First MLB save:** Sept. 28, 2013 vs. Chicago Cubs
- ⚡ **First MLB win:** May 4, 2013 @ Milwaukee
- ⚡ 2012 St. Louis Cardinals' Minor League Pitcher of the Year
- ⚡ 2012 Texas League postseason All-Star
- ⚡ 2012 Florida State League midseason All-Star
- ⚡ 2011 New York-Penn League midseason All-Star

CAREER HIGHLIGHTS

- ⚡ Since 2013, has induced 44 ground ball double plays, which are fifth most among MLB relievers in that span.
- ⚡ Between 2013-15, his 215 relief appearances ranked eighth in the Majors...his 15 victories out of the bullpen in that span also tied for fourth in the National League and eighth in MLB.
- ⚡ **2016:** Had an injury-plagued year, his final season with the Cardinals...made just 29 appearances, going 2-2 with a 3.41 ERA (12 ER in 31.2 IP).
- ⚡ Placed on the disabled list on May 15 (right elbow inflammation) and was reinstated on June 18...also had surgery on his right elbow on Aug. 18 (ulnar collateral ligament repair), ending his season.
- ⚡ Recorded a season-best 14.1-straight scoreless innings, spanning 11 appearances from July 9-Aug. 12...it tied for the longest scoreless stretch by a St. Louis reliever in 2016 (Seung Hwan Oh).
- ⚡ **2015:** Appeared in a career-high 76 games, tying for fifth in the NL...went 4-2 with a 4.26 ERA (30 ER in 63.1 IP) with 20 holds to tie for 11th in the Senior Circuit.
- ⚡ Tied for the National League lead with 59 inherited runners...allowed 14 of them to score (23.7 percent).
- ⚡ Had four appearances of 2.0 innings or more, all of them scoreless...in 23 career outings of 2.0 innings or more, he's allowed runs in three of them - July 10, 2013 vs. Houston, April 22, 2016 at San Diego and May 22 at New York Yankees on May 22, 2017 (with the Royals).
- ⚡ **2014:** Tied for ninth in the NL with 73 relief appearances...tied for 10th in the league with six wins in relief.
- ⚡ From Aug. 19 to the end of the season, allowed just one of 19 inherited runners to score (5.3 percent).
- ⚡ Tied for third in the Senior Circuit, inducing 12 double plays...also helped produce a triple play off the bat of Jose Bautista on June 6 at Toronto.
- ⚡ **2013:** Ranked sixth among National League rookies with 66 appearances, going 5-2 with a 2.32 ERA (16 ER in 62.0 IP).
- ⚡ Allowed just 12.1 percent of his inherited runners (7-of-58) to score.
- ⚡ Earned three victories in his first five MLB appearances, included his first win in his second big league outing, May 4 at Milwaukee...retired both hitters he faced to finish the sixth in front of a two-run rally.
- ⚡ Had a career-best 14.2 scoreless inning streak, spanning 15 appearances from July 30 to Aug. 24.
- ⚡ Recorded first Major League save on Sept. 28 vs. the Cubs, retiring the final two hitters in a 6-2 triumph...marked his first save since 2010 at East Carolina University (had three NCAA saves).
- ⚡ **Minors:** Tabbed Cardinals' Minor League Pitcher of the Year in 2012...led the Texas League with a 1.06 WHIP, while he had the lowest walk/9.0 IP ratio (0.65) and fewest baserunners per 9.0 IP (9.97).

CAREER TRANSACTIONS

- 2011 Selected by the St. Louis Cardinals in the 11th round of the First-Year Player Draft
- 2016 Placed on the 15-day disabled list (right elbow inflammation), May 15...reinstated June 19
- Placed on the 15-day disabled list (strained right elbow), Aug. 16...transferred to 60-day DL, Sept. 4...reinstated Nov. 4.
- 2017 Signed by the Kansas City Royals as a minor league free agent, Feb. 13
- Signed by the Kansas City Royals as a minor league free agent, Nov. 8



POSTSEASON HIGHLIGHTS

- Appeared in three-straight postseasons (2013-15) with the Cardinals...
2015: Made two appearances in the NLDS vs. the Chicago Cubs...
2014: Made six scoreless appearances, earning a win in Game 2 of the NLCS vs. San Francisco...
Worked 2.0 scoreless frames in Game 1 and 1.1 in Game 4 of the NLCS.
2013: Pitched in nine games during his first postseason, including three during the World Series vs. Boston.
Made a pair of scoreless appearances of 0.2 innings in the NLDS vs. Pittsburgh (Games 2 and 3)...
Surrendered a three-run homer to Jonny Gomes in the sixth inning of Game 4 of the World Series, a 4-2 Boston triumph.

MISCELLANEOUS NOTES

- Full name is Michael Seth Maness (pronounced: MAY-niss)...resides in Wilmington, N.C.
Graduated from Pinecrest (N.C.) High School in 2007... earned first team all-state and Mid Southeastern Conference Player of the Year honors in baseball as a sophomore... earned three letters in baseball and one in basketball in high school.
Attended East Carolina University, where he was named All-Conference USA for four-straight seasons (2008-11)... also named the conference's Pitcher of the Year in 2010... tops in school history in wins (38), strikeouts (334), starts (61) and innings (411.2)...graduated with a degree in accounting in 2011.

CAREER PITCHING

Table with columns: YEAR, TEAM, W-L, ERA, G, GS, CG, SHO, SV, IP, H, R, ER, HR, HB, BB, SO, WP, BK, AVG. Includes rows for Batavia, Palm Beach, Quad Cities, Memphis, ST. LOUIS, and Minor League Totals.

@-Minor League injury rehab

CAREER BATTING/FIELDING

Table with columns: Avg, AB, H, HR, RBI, Position, Pct, G, TC, PO, A, E, DP. Shows MLB Totals for a Pitcher.

POSTSEASON PITCHING

Table with columns: YEAR, SERIES, vs. OPP, W-L, ERA, G, GS, CG, SHO, SV, IP, H, R, ER, HR, HB, BB, SO. Includes rows for NLDS, NLCS, WS, and Postseason Totals.

SINGLE GAME BESTS

STRIKEOUTS

3 (4x) Last: July 24, 2016 vs. LAD

INNINGS PITCHED

3.2 July 24, 2016 vs. LAD
2.1 (3x) Last: June 27, 2014 @ LAD

WINNING STREAK

5 May 13-Aug. 23, 2014
3 May 4-15, 2013



#79 ERICK MEJIA

INFIELDER

BATS
SWITCH

THROWS
RIGHT

HEIGHT
5-11

WEIGHT
185

BORN: NOV. 9, 1994 | 23

ACQUIRED: TRADE WITH LOS ANGELES (NL) | JAN. 4, 2018

RESIDES: VILLA MELLA, D.R.

MAJOR LEAGUE SERVICE: 0 DAYS

2017 SEASON

- Split the season between Rancho Cucamonga (A) and Tulsa (AA) and also appeared in one game with Oklahoma City (AAA) ...played in a career-high 127 games, making starts at shortstop (46), third base (39) and second base (30).
- Set career highs in doubles (21), homers (8), walks (45) and steals (28).
- Ranked third in the Texas League with 25 stolen bases in 29 attempts (86.2 percent)...his 28 thefts overall were third-most among Dodgers' minor league players.
- After a slow start, batted .306/.375/.463 (70-for-229) with 13 doubles, a triple, seven homers and 40 runs scored in 62 games after the All-Star break.
- Named Texas League Player of the Week for the week ending July 30...batted .440 (11-for-25) with two doubles, four homers and seven RBI during the week of July 24-30.
- Recorded his first two career multi-homer games, July 27 and July 30 vs. Arkansas...also set a career high with four RBI in the July 27 contest.

HONORS AND AWARDS

- 2016 California League postseason All-Star

CAREER HIGHLIGHTS

- Acquired by the Royals from the Dodgers on Jan. 4, 2018, in a three-team deal that also included the Chicago White Sox.
- Spent the entire 2016 season with Rancho Cucamonga, playing in 124 games...made 110 starts at shortstop and 13 at second base.
- In 2016, named a California League Postseason All-Star, batting .317/.375/.422 (85-for-268) after the break...tied for the league lead in triples (12), while he was fifth in hits (146), eighth in runs scored (78) and tied for 10th in steals (24).
- Acquired by the Dodgers from Seattle on Jan. 12, 2016, in exchange for RHP Joe Wieland.
- Limited to just 51 games in 2015 due to injury...played in 36 contests with Everett, going 18-for-18 in stolen bases, which tied for 10th in the Northwest League.
- Earned Northwest League Player of the Week honors for the week ending on Aug. 3, 2015...hit .416 (10-for-24) with two doubles, a triple and five runs scored from July 28-Aug. 3.
- In 2014, hit safely in 22 of his final 29 contests, to raise his batting average from .167 to .283 (July 18-Aug. 28).

MISCELLANEOUS NOTES

- Full name is **Erick Augusto Mejia**...resides in Villa Mella in the Dominican Republic during the offseason.

CAREER BATTING

YEAR	CLUB	AVG	G	AB	R	H	2B	3B	HR	RBI	SAC	SE	HP	BB	SO	SB	CS	OBP	SLG	F
2012	DSL Mariners	.182	13	44	9	8	2	2	0	8	0	0	0	8	7	3	2	.308	.318	11
2013	DSL Mariners	.261	24	88	16	23	3	1	0	3	1	1	14	10	11	7	3	.365	.318	8
	AZL Mariners	.360	7	25	4	9	2	0	0	2	2	0	2	5	2	0	407	.440	0	0
2014	AZL Mariners	.283	38	127	23	36	3	6	1	13	3	1	0	16	25	13	2	.361	.425	6
2015	Clinton	.269	6	26	5	7	0	1	0	3	1	0	0	4	0	0	269	.346	4	0
	AZL Mariners@	.417	5	12	4	5	1	0	0	2	1	0	1	2	2	1	.462	.500	0	0
	Tacoma	.000	4	5	1	0	0	0	0	0	0	0	0	3	0	0	.000	.000	0	0
	Everett	.282	36	131	24	37	5	1	0	11	2	0	0	16	22	18	0	.361	.336	7
2016	Rancho Cucamonga	.287	124	509	78	146	18	12	4	47	4	1	43	110	24	15	.343	.393	41	0
2017	Rancho Cucamonga	.230	24	87	14	20	4	1	1	11	1	1	0	8	19	3	0	.292	.333	4
	Tulsa	.289	102	356	61	103	17	3	7	30	5	3	27	78	25	4	.357	.413	21	0
	Oklahoma City	.000	1	0	0	0	0	0	0	0	0	0	0	0	0	0	0	.000	.000	0
Minor League Totals		.279	384	1410	239	394	55	27	13	130	20	7	4	145	285	101	31	.347	.384	102

+Tied for league lead; @-Minor League injury rehab

CAREER TRANSACTIONS

- 2012 Signed by the Seattle Mariners as a non-drafted free agent, June 30
- 2016 Acquired by the Los Angeles Dodgers, in exchange for RHP Joe Wieland, Jan. 12
- 2018 Acquired by the Kansas City Royals along with RHP Trevor Oaks as part of a three-team trade, Jan. 4. The Royals sent LHP Scott Alexander, RHP Joakim Soria and cash to the Dodgers. The Dodgers sent Soria, LHP Luis Avilan and cash to the Chicago White Sox in exchange for RHP Jake Peter.



PARKER MORIN



#71 PARKER MORIN C A T C H E R

BATS
LEFT

THROWS
RIGHT

HEIGHT
5-11

WEIGHT
205

BORN: JULY 2, 1991 | 26

SELECTED: 14TH ROUND, 2012 DRAFT

RESIDES: OVERLAND PARK, KAN.

MAJOR LEAGUE SERVICE: 0 DAYS

2017 SEASON

- Injuries limited him to just 48 games between Omaha (AAA), Northwest Arkansas (AA) and Surprise (Rookie)... placed on the disabled list on June 25 and wasn't activated until Aug. 22, following an eight-game rehab stint in Surprise.
- Combined to hit .190 (29-for-153) with six doubles, a triple, two homers and 20 RBI.
- Collected a career-high four RBI on Aug. 18, during his rehab assignment with Surprise vs. the AZL Padres 2...hit a three-run homer and also drove in a run with a ground out, accounting for all four runs in a 6-4 defeat.
- Threw out 13 of 38 attempted base stealers (34.2 percent) and played error-free in 44 games (312 chances) behind the plate.

HONORS AND AWARDS

- 2015 Mike Sweeney Award (best represents organization)
- 2015 USA Baseball Premier 12 Tournament participant

CAREER HIGHLIGHTS

- Spent the entire 2016 season with Omaha, batting .184 (43-for-234) with eight doubles, one triple and one home run.
- Missed the first two months of the 2015 season due to injury, but hit a career-best .309 over 56 games with Northwest Arkansas...tied for fifth in the Texas League with five triples.
- In 2015, threw out 15 of 34 would-be basestealers (30.6 percent) with the Naturals.
- Rated as the "Best Defensive Catcher" in the Royals' minor league system by *Baseball America* entering the 2014 season...threw out 32.8 percent of would-be basestealers (24-of-73).
- On the Omaha postseason roster in 2014, but did not play.
- Tied for second among Pioneer League (Rookie) catchers with three triples in 2012.

MISCELLANEOUS NOTES

- Resides in Overland Park, Kan., in the offseason, with fiancé, Kenzie...son of Lee and Missy Morin...has two brothers, Colin and Blake.
- Graduated from Park City (Utah) High School in 2009...a three-time all-state selection.
- Attended the College of Southern Idaho...hit .372 as a sophomore before transferring to the University of Utah.
- At Utah, led the club with a .314 batting average, 11 doubles, three homers and 35 RBI in 2012.

CAREER BATTING

YEAR	CLUB	AVG	G	AB	R	H	2B	3B	HR	RBI	SAC	SF	HP	BB	SO	SB	CS	OBP	SLG	E
2012	Idaho Falls	.267	55	195	30	52	10	3	4	21	0	1	2	8	36	1	0	.301	.410	2
2013	Wilmington	.226	88	297	32	67	13	2	1	30	3	8	3	29	68	4	3	.294	.293	9
2014	Northwest Arkansas	.206	55	189	13	39	7	0	3	16	4	0	2	12	59	0	1	.261	.291	5
	Idaho Falls	.200	7	30	3	6	1	0	1	4	0	0	0	0	7	0	0	.200	.333	0
	Omaha	.000	1	3	0	0	0	0	0	0	0	0	0	1	1	0	0	.250	.000	0
2015	Wilmington	.000	3	8	0	0	0	0	0	1	0	1	1	0	1	0	0	.100	.000	0
	Northwest Arkansas	.309	56	178	23	55	10	5	4	30	1	1	0	11	36	1	1	.347	.489	1
2016	Omaha	.184	76	234	21	43	8	1	1	22	4	2	0	23	67	0	0	.255	.239	9
2017	Northwest Arkansas	.179	18	56	5	10	1	0	0	4	0	2	2	3	20	0	0	.238	.196	0
	Omaha	.167	23	72	4	12	3	0	1	10	0	1	1	15	0	0	0	.187	.250	0
	Surprise@	.280	7	25	3	7	2	1	1	6	0	0	0	1	2	0	0	.308	.560	0
Minor League Totals		.226	389	1287	134	291	55	12	16	144	12	16	11	89	312	6	5	.279	.325	26

@-Minor League injury rehab

CAREER TRANSACTIONS

2012 Selected by the Kansas City Royals in the 14th round of the First-Year Player Draft...signed by Ken Munoz



#66 RYAN O'HEARN
INF I E L D E R

BATS
LEFT

THROWS
LEFT

HEIGHT
6-3

WEIGHT
225

BORN: **JULY 26, 1993 | 24**

SELECTED: **EIGHTH ROUND, 2014 DRAFT**

RESIDES: **FRISCO, TEXAS**

MAJOR LEAGUE SERVICE: **0 DAYS**

2017 SEASON

- 👑 Spent a majority of the season at Omaha (AAA), but played his final 19 contests at Northwest Arkansas (AA)...played in 133 games combined, one shy of matching his career high from 2016.
- 👑 His 22 home runs combined between his two stops were third-most among Royals' farmhands, trailing only Jorge Soler (24) and Frank Schwindel (23).
- 👑 Opened the year hitting .316/.372/.570 (25-for-79) with five doubles, five homers and 12 RBI in his first 20 games...also

hit .297/.387/.574 (30-for-101) in the month of July.

- 👑 Recorded the fifth multi-homer game of his pro career on July 1, hitting a two-run shot and a three-run shot vs. Colorado Springs...matched a season-high with five RBI.
- 👑 Optioned to Northwest Arkansas on Aug. 14, where he homered four times in his final 19 games.
- 👑 Entered the year as the No. 8 prospect in the Royals' organization according to *Baseball America*...ranked as the No. 14 prospect by MLB.com following the season.

HONORS AND AWARDS

- 👑 Three-time MiLB.com Organization All-Star (2015-17)
- 👑 2016 Arizona Fall League All-Prospect Team
- 👑 2016 Arizona Fall League Rising Star
- 👑 2015 George Brett Minor League Hitter of the Year

- 👑 2015 South Atlantic League midseason All-Star
- 👑 2014 Pioneer League MVP
- 👑 2014 Pioneer League postseason All-Star
- 👑 2014 Idaho Falls Player of the Year

CAREER HIGHLIGHTS

- 👑 Opened the 2016 season at Wilmington (A), but was promoted to Northwest Arkansas on May 4...at the time of his call-up, he ranked fourth among all Class A hitters in homers (7) and tied for ninth in extra-base hits (14).
- 👑 Played for Surprise Saguaros in the Arizona Fall League in 2016...hit .291/.384/.372 (25-for-86)...named to the AFL All-Prospect Team and an AFL "Rising Star."
- 👑 Led all Royals' farmhands with 27 home runs and ranked second with 77 RBI in 2015...tabbed the George Brett Hitter of the Year (organization's top hitter) as well as a South Atlantic League All-Star.
- 👑 In 2015, tied for the South Atlantic League lead in homers

(19), despite being promoted after 81 games...his .496 slugging percentage would have ranked third in the league, however he did not reach the minimum number of at-bats.

- 👑 In 2015, rated as the 19th-best prospect in the South Atlantic League by *Baseball America*...also rated as the fifth-best prospect in the Pioneer League by the publication in 2014.
- 👑 Earned Pioneer League MVP and All-Star honors in 2014...also named Idaho Falls Player of the Year...led the league in runs (61), hits (90), OPS (1.034) and slugging (.590).
- 👑 His .361 batting average in 2014 led all Royals' minor league players.

MISCELLANEOUS NOTES

- 👑 Full name is **Ryan Patrick O'Hearn**...resides in Frisco, Texas during the offseason.
- 👑 Graduated from Wakeland High School (Frisco) in 2011...batted .505 with 15 homers and 55 RBI as a senior, earning Second Team All-America honors from *Baseball America*.

- 👑 Attended Sam Houston State University (Huntsville, Texas), where he was teammates with current Royals' teammate Corey Toups...batted .292 with eight homers and 44 RBI during his final collegiate season (2014).

CAREER BATTING

YEAR	CLUB	AVG	G	AB	R	H	2B	3B	HR	RBI	SAC	SF	HP	BB	SO	SB	CS	OBP	SLG	E
2014	Idaho Falls	.361	64	249	*61	*90	16	1	13	54	0	4	1	39	59	3	2	.444	*.590	2
2015	Lexington	.277	81	314	44	87	11	0	+19	56	0	4	2	36	87	7	2	.351	.494	9
	Wilmington	.236	46	161	14	38	10	0	8	21	0	1	0	19	54	0	0	.315	.447	5
2016	Wilmington	.352	22	88	13	31	7	0	7	18	0	1	1	8	27	0	0	.408	.670	2
	Northwest Arkansas	.258	112	414	49	107	25	2	15	60	0	1	3	48	131	3	5	.339	.437	5
2017	Omaha	.252	114	413	48	104	26	1	18	53	2	2	1	45	119	1	0	.325	.450	3
	Northwest Arkansas	.258	19	66	7	17	1	1	4	11	0	0	0	10	20	0	0	.355	.485	3
Minor League Totals		.278	458	1705	236	474	96	5	84	273	2	13	8	205	497	14	9	.356	.488	29

*-Led league; +-Tied for league lead

KANSAS CITY ROYALS TRANSACTIONS

2014 Selected by the Kansas City Royals in the eighth round of the First-Year Player Draft...signed by Justin Lehr



MICHAEL SAUNDERS



#88 MICHAEL SAUNDERS

OUTFIELDER

BATS
LEFT

THROWS
RIGHT

HEIGHT
6-4

WEIGHT
230

BORN: NOV. 19, 1986 | 31

SIGNED: MINOR LEAGUE FREE AGENT | FEB. 23, 2018

RESIDES: CASTLE ROCK, COLO.

MAJOR LEAGUE SERVICE: 7 YEARS, 80 DAYS

2017 SEASON

- Hit a combined .202 (44-for-218) with nine doubles, two triples, six homers and 21 RBI in 73 games between Philadelphia and Toronto.
- Played in a combined 54 games (50 starts) in right field and four appearances (two starts) in left.
- Began the season with the Phillies, but was released on June

23...signed a minor league contract with the Blue Jays on June 28 and had his contract selected on September 1.

- Recorded a season-best three hits, which included a double and a triple, and three RBI vs. Washington on April 8.
- Played in 35 games at Buffalo (AAA), batting .274/.321/.404 (40-for-146) with 11 doubles, a triple and two homers.

HONORS AND AWARDS

- 2016 American League All-Star
- 2013 World Baseball Classic Pool D MVP (Canada)
- First MLB home run:** May 9, 2010 vs. L.A. Angels, solo shot off Ervin Santana

- First MLB hit:** July 26, 2009 vs. Cleveland, single off Cliff Lee
- 2007 California League postseason All-Star
- 2007 XM Radio All-Star Futures Game selection (World)

CAREER HIGHLIGHTS

- 2016:** Selected to the American League All-Star team by way of the Final Vote.
- Spent the entire season with Toronto, establishing career highs in games (140), doubles (32) and home runs (24).
- Was one of just six players with at least 30 doubles, 20 homers and 50 walks, along with Mike Trout, Jackie Bradley, Jr., Stephen Piscotty, Gregory Polanco and Christian Yelich.
- Posted a .999 OPS in his first 61 games (April 3-June 17)...batted .292/.372/.551 (91-for-305) before the All-Star break and .178/.282/.357 (33-for-185) after the break.
- Slugged a career-high three home runs and collected eight RBI on June 17 at Baltimore...his eight RBI were tied for the most in the Majors in 2016, along with Mookie Betts (Aug. 14 vs. Arizona) and Adrian Gonzalez (Aug. 22 at Cincinnati).
- 2015:** Injuries limited him to just nine games with Toronto...started the season on the disabled list, recovering from a left meniscus tear...activated on April 25, but was placed back on the DL on May 10 for the remainder of the season due to left knee inflammation.
- 2014:** Established career highs in batting average (.273), on-base percentage (.341) in his final season in Seattle.
- Had two separate stints on the disabled list, June 11-26 with right AC joint inflammation and from July 11-Sept. 7 with a strained left oblique.
- Became just the third Seattle player to appear in all three outfield positions in one game, doing so May 5 vs. Oakland.
- 2013:** Made his third Opening Day roster, leading the M's in stolen bases (13) and outfield assists (7).
- On the disabled list from April 11-28 with a sprained AC joint in his right shoulder.
- 2012:** Established career highs in hits (125), runs (71), at bats (507) and stolen bases (21).
- Fell one home run shy of becoming the first Mariner to hit

20 home runs and steal 20 bases in a season since Mike Cameron in 2002.

- Hit his first (and only) career grand slam in the 10th inning at Toronto on April 27 off Luis Perez.
- 2011:** A member of Seattle's Opening Day roster for the first time in his career, however played in just 58 games...optioned to Tacoma (AAA) on June 2 and spent the remainder of the Triple-A season with the Rainiers.
- 2010:** Opened the year at Tacoma, but was recalled on May 6 and spent the remainder of the year in the Majors.
- Ranked third among AL rookies in home runs (10) and seventh in RBI (33) and walks (35).
- Hit his first Major League home run on Mother's Day (May 9) vs. the Los Angeles Angels, a solo shot off Ervin Santana.
- Recorded his first multi-homer game on June 30 at Yankee Stadium, hitting a solo shot off Javier Vazquez and a two-run shot off Chad Durbin...became the first Seattle rookie with a multi-homer game since Ken Griffey Jr., on May 30, 1989.
- 2009:** Made his big league debut on July 25 vs. Cleveland, going 0-for-4...however, he collected his first two MLB hits the following night (both singles) vs. Cleveland.
- Recorded hits in five-straight at bats, Sept. 17-23.
- Tabbed the second-best prospect in Seattle's minor league system by *Baseball America*.
- Minors:** Missed time during the 2008 season with Tacoma due to his participation with Team Canada at the Olympic Games in Beijing, China.
- Named a California League postseason All-Star in 2007, playing for High Desert (A)...among all Seattle farmhands, tied for third in RBI (84), tied for fourth in stolen bases (29) and seventh in batting average (.298).
- Played for the World Team at the XM Radio All-Star Futures Game in 2007 at AT&T Park.



POSTSEASON HIGHLIGHTS

- 🏆 2016: Played in eight games with Toronto during the postseason...hit .318 (8-for-21) with a double and a homer.
- 🏆 Hit his first postseason home run in Game 3 of the American League Championship Series vs. Cleveland – a solo shot off Dan Otero in the second inning – tying the game at one.

MISCELLANEOUS NOTES

- 🏆 Full name is Michael Edward Brett Saunders...resides in Castle Rock, Colo., with wife, Jessica and children, Aria, Declan and Sloane.
- 🏆 A 2004 graduate of Lambrick Park Secondary School in Victoria, British Columbia.
- 🏆 Attended Tallahassee (Fla.) Community College, where he was teammates with former Royal, Lorenzo Cain.
- 🏆 Played for Team Canada at the 2008 Beijing Summer Olympics.
- 🏆 Batted .727 (8-for-11) with a homer and seven RBI, earning Pool D MVP honors at the 2013 World Baseball Classic.

CAREER BATTING

YEAR	CLUB	AVG	G	AB	R	H	2B	3B	HR	RBI	SAC	SF	HP	BB	SO	SB	CS	ORP	SLG	E
2005	Everett	.270	56	196	24	53	13	3	7	39	1	2	2	27	74	2	7	.361	.474	3
2006	Wisconsin	.240	104	359	48	86	10	8	4	39	2	5	2	48	103	22	7	.329	.345	3
2007	High Desert	.299	108	431	91	129	25	4	14	77	5	3	8	60	116	27	10	.392	.473	4
	West Tennessee	.288	15	52	8	15	1	2	1	7	1	0	0	7	20	2	1	.373	.442	2
2008	West Tennessee	.290	67	248	46	72	18	3	8	30	6	1	4	30	66	11	6	.375	.484	1
	Tacoma	.242	24	95	12	23	4	1	3	16	1	0	0	9	30	1	2	.308	.400	2
2009	Tacoma	.310	64	248	58	77	15	2	13	32	4	2	3	25	48	6	3	.378	.544	3
	SEATTLE	.221	46	122	13	27	1	3	0	4	1	0	0	6	40	4	1	.258	.279	1
2010	Tacoma	.200	21	80	6	16	1	0	0	5	1	1	0	11	17	4	0	.293	.213	0
	SEATTLE	.211	100	289	29	61	11	2	10	33	2	1	0	35	84	6	3	.295	.367	4
2011	SEATTLE	.149	58	161	16	24	5	0	2	8	5	1	0	12	56	6	2	.207	.217	0
	Tacoma	.288	64	236	51	68	11	3	7	38	2	1	2	50	71	10	3	.415	.449	4
2012	SEATTLE	.247	139	507	71	125	31	3	19	57	1	1	1	43	132	21	4	.306	.432	4
2013	SEATTLE	.236	132	406	59	96	23	3	12	46	1	6	1	54	118	13	5	.323	.397	1
	Tacoma	.182	3	11	2	2	1	1	0	2	0	1	1	3	1	0	0	.375	.455	0
2014	SEATTLE	.273	78	231	38	63	11	3	8	34	2	4	0	26	59	4	5	.341	.450	0
	Tacoma@	.327	15	55	11	18	3	1	1	9	0	0	0	16	15	0	0	.479	.473	1
2015	Dunedin@	.233	9	30	2	7	3	0	0	2	0	0	0	3	8	0	0	.303	.333	0
	TORONTO	.194	9	31	2	6	0	0	0	3	0	0	0	5	10	0	0	.306	.194	0
2016	TORONTO	.253	140	490	70	124	32	3	24	57	1	3	5	59	157	1	2	.338	.478	2
2017	PHILADELPHIA	.205	61	200	25	41	9	2	6	20	0	0	1	13	51	0	1	.257	.360	1
	Buffalo	.274	35	146	22	40	11	1	2	12	0	0	1	9	30	1	0	.321	.404	2
	TORONTO	.167	12	18	1	3	0	0	0	1	0	0	0	2	4	0	0	.250	.167	0
Minor League Totals		.277	585	2187	381	606	116	29	60	308	23	16	23	298	599	86	39	.367	.439	25
Major League Totals		.232	775	2455	324	870	123	19	81	263	13	16	8	255	711	55	23	.305	.397	13

@-Minor League injury rehab

CAREER TRANSACTIONS

- 2004 Selected by the Seattle Mariners in the 11th round of the First-Year Player Draft...signed by Wayne Norton
- 2013 Placed on the 15-day disabled list (sprained right shoulder), April 11...reinstated April 29
- 2014 Placed on the 15-day disabled list (right AC joint inflammation), June 12...reinstated June 27
- Placed on the 15-day disabled list (strained left oblique), July 11...reinstated Sept. 8
- Acquired by the Toronto Blue Jays, in exchange for LHP J.A. Happ, Dec. 13
- 2015 Placed on the 15-day disabled list (recovery from left knee surgery), April 5...reinstated April 25
- Placed on the 15-day disabled list (left knee inflammation), May 10...transferred to the 60-day DL, Aug. 28...reinstated Nov. 2
- 2017 Signed by the Philadelphia Phillies as a Major League free agent, Jan. 19
- Signed by the Toronto Blue Jays as a minor league free agent, June 28
- 2018 Signed by the Pittsburgh Pirates as a minor league free agent, Feb. 21
- Signed by the Kansas City Royals as a minor league free agent, Feb. 23

ALL-STAR BATTING

YEAR	CLUB	SITE	AVG	AB	R	H	2B	3B	HR	RBI	SH	SF	HP	BB	SO	SB	CS	E
2016	AL	SD	.000	1	0	0	0	0	0	0	0	0	0	0	0	0	0	0

POSTSEASON BATTING

YEAR	SERIES	vs. OPP.	AVG	G	AB	R	H	2B	3B	HR	RBI	SH	SF	HP	BB	SO	SB	CS	E
2016	WC	vs. BAL	.500	1	2	1	1	1	0	0	0	0	0	0	0	1	0	0	0
	ALDS	vs. TEX	.200	2	5	0	1	0	0	0	0	0	0	0	1	2	0	0	0
	ALCS	vs. CLE	.429	5	14	1	6	0	0	1	1	0	0	0	7	0	0	0	0
Postseason Totals			.318	8	21	2	8	1	0	1	1	0	0	0	1	10	0	0	0



WORLD BASEBALL CLASSIC BATTING

YEAR	CLUB	AVG	G	AB	R	H	2B	3B	HR	RBI	SH	SF	HP	BB	SO	SB	CS	E
2017	Canada	.727	3	11	4	8	3	0	1	7	0	0	0	2	1	1	0	0

HOME RUN INFORMATION

MULTI-HOMER GAMES (8)

June 30, 2010 @ NYY (2)
 April 27, 2012 @ TOR (2)
 Aug. 20, 2012 vs. CLE (2)
 May 4, 2013 @ TOR (2)
 Aug. 3, 2013 @ BAL (2)
 April 29, 2016 @ TB (2)
 June 17, 2016 @ BAL (3)
 July 23, 2016 vs. SEA (2)

GRAND SLAMS (1)

April 27, 2012 @ TOR (Perez)

LEADOFF (3)

April 29, 2013 vs. BAL (Britton)
 May 4, 2013 @ TOR (Dickey)
 April 26, 2014 vs. TEX (Lewis)

CAREER FIELDING

Position	Pct.	G	TC	PO	A	E	DP
Outfield	.991	712	1466	1419	34	13	8

SINGLE GAME BESTS

HITS

4 June 2, 2012 @ CWS

DOUBLES

2 (11x) Last: July 3, 2016 vs. CLE

RBI

8 June 17, 2016 @ BAL
 5 (2x) Last: Aug. 3, 2013 @ BAL

RUNS

3 (6x) Last: May 14, 2017 @ WAS

STOLEN BASES

2 (3x) Last: June 4, 2013 vs. CWS

ROYALS 1968 EXPANSION DRAFT

No.	Name	Pos	Former Club	No.	Name	Pos	Former Club
1.	Roger Nelson	P	Baltimore	16.	Dick Drago	P	Detroit
2.	Joe Foy	3B	Boston	17.	Pat Kelly	OF	Minnesota
3.	Jim Rooker	P	New York	18.	Bill Harris	2B	Cleveland
4.	Joe Keough	OF	Oakland	19.	Don O'Riley	P	Oakland
5.	Steve Jones	P	Washington	20.	Al Fitzmorris	P	Chicago
6.	Jon Warden	P	Detroit	21.	Moe Drabowsky	P	Baltimore
7.	Ellie Rodriguez	C	New York	22.	Jack Hernandez	SS	Minnesota
8.	Dave Morehead	P	Boston	23.	Mike Hedlund	P	Cleveland
9.	Mike Fiore	1B	Baltimore	24.	Tom Burgmeier	P	California
10.	Bob Oliver	1B	Minnesota	25.	Hoyt Wilhelm	P	Chicago
11.	Bill Butler	P	Detroit	26.	Jerry Adair	2B	Boston
12.	Steve Whitaker	OF	New York	27.	Jerry Cram	P	Minnesota
13.	Wally Bunker	P	Baltimore	28.	Fran Healy	C	Cleveland
14.	Paul Schaal	3B	California	29.	Scott Northey	OF	Chicago
15.	Dan Haynes	1B	Chicago	30.	Ike Brookens	P	Washington

OLDEST ROYALS TO APPEAR IN A GAME

Rk.	Name	Final Game w/ KC	Age Y/D	Opp.	W/L	Score	Notes
1.	Gaylord Perry	9/21/83	45/6	vs. CAL	L	0-3	L, 5.0 IP, 10 H, 3 R, 4 K
2.	Bob Boone	9/27/90	42/312	at CAL	L	6-7	2-3, RBI
3.	Raul Ibanez	9/28/14	42/118	at CWS	W	6-4	0-1, R, 2 BB
4.	Hal McRae	7/17/87	42/7	vs. BAL	L	1-3	0-1 (PH)
5.	Gene Garber	7/1/88	40/231	vs. BOS	W	8-7	ND, 1.0 IP, 2 H, 0 R, 1 BB
6.	George Brett	10/3/93	40/141	at TEX	W	4-1	1-4, 1 R
7.	Frank White	9/30/90	40/26	at CAL	W	2-1	0-2, SO
8.	Bill Buckner	10/1/89	39/291	at OAK	L	3-4	1-5, 2B, 3 RBI
9.	Lindy McDaniel	9/27/75	39/288	at TEX	L	4-5	ND, 2.1 IP, 1 H, 1 K
10.	Grant Jackson	6/28/82	39/272	vs. OAK	L	4-8	ND, 3.0 IP, 3 H, 2 R, 2 K
11.	Reggie Sanders	7/29/07	39/240	vs. TEX	W	10-0	1-3, 2 R, 1 RBI, 2 BB
12.	Hideo Nomo	4/18/08	39/231	at OAK	L	2-13	ND, 0.1 IP, 3 H, 3 R, 1 K
13.	Jamey Carroll	9/27/13	39/221	at CHW	W	6-1	1-3, 2B, R, BB
14.	Ted Abernathy	9/30/72	39/208	vs. OAK	L	5-10	ND, 0.2 IP, 0 H, 0 R
15.	Lee May	9/24/82	39/185	at OAK	W	7-4	0-2

Courtesy of Elias Sports Bureau



#69 FRANK SCHWINDEL
INFILDER

BATS
RIGHT

THROWS
RIGHT

HEIGHT
6-1

WEIGHT
215

BORN: JUNE 29, 1992 | 25

SELECTED: 18TH ROUND, 2013 DRAFT

RESIDES: LIVINGSTON, N.J.

MAJOR LEAGUE SERVICE: 0 DAYS

2017 SEASON

- 👑 Tabbed George Brett Minor League Player of the Year as well as Omaha (AAA) Player of the Year.
- 👑 Opened the year at Northwest Arkansas (AA), but was promoted to Omaha on May 18...combined to hit .329/.349/.541 (174-for-529) with a career-high 43 doubles, 23 homers and 97 RBI.
- 👑 Led Royals' minor league players in doubles and RBI, while his 23 homers ranked second.
- 👑 From the time of his Triple-A debut (May 18) to the end of the year, led the Pacific Coast League in doubles (30), tied for first in hits (126), ranked second in total bases (207), tied for fifth in extra-base hits (47) and tied for seventh in RBI (72).
- 👑 Hit safely in 47 of his final 50 games, batting .396 (82-for-207) with 17 doubles, 14 homers and 53 RBI in that stretch...enjoyed an 18-game hitting streak from July 15-Aug. 1, which matched the longest of the season by a Storm Chaser.
- 👑 One of two Omaha players (Raúl Mondesi) to hit multiple grand slams, hitting them July 16 vs. Nashville and Aug. 16 vs. Oklahoma City.
- 👑 Batted .337/.362/.561 (33-for-98) with seven doubles and five homers with runners in scoring position...also hit .326/.351/.527 (42-for-129) and 33 RBI with two outs.

HONORS AND AWARDS

- 👑 2017 George Brett Minor League Hitter of the Year
- 👑 2017 Omaha Player of the Year
- 👑 2017 MiLB.com Organization All-Star
- 👑 2016 Texas League midseason All-Star
- 👑 2014 South Atlantic League midseason All-Star
- 👑 2014 Lexington Player of the Year

CAREER HIGHLIGHTS

- 👑 In 2016, named Texas League (AA) midseason All-Star...ranked third among Royals' farmhands in home runs (20) and fifth in RBI (68), spending the entire year at Northwest Arkansas.
- 👑 Tied for sixth in the Texas League in homers and tied for eighth in RBI in 2016.
- 👑 Split 2015 between Wilmington (A) and Northwest Arkansas...tied for seventh in the Carolina League with 28 doubles.
- 👑 Named a South Atlantic League (A) All-Star as well as Lexington Player of the Year in 2014.
- 👑 In 2014, ranked third in the SAL with a .515 slugging percentage and was also fourth in homers and ninth in total bases (209).
- 👑 Finished sixth in the Pioneer League (Rookie) in hits (78) and seventh in at-bats (260) during his first professional season, in 2013.

MISCELLANEOUS NOTES

- 👑 Full name is **Frank Joseph Schwindel**...resides in Livingston, N.J., with his wife, Katherine Caceres.
- 👑 Graduated from Livingston High School (N.J.) in 2010...earned Second Team All-State honors as a senior.
- 👑 Attended St. John's University (N.Y.)...batted .332 as

a sophomore and .349 as a junior...earned ABCA All-Northeast Region honors and was a Second Team All-Big East selection during his junior season (2013)...collected All-Tournament Team honors in both the 2012 Big East Tournament and the 2012 NCAA Chapel Hill Regional.

CAREER BATTING

YEAR	CLUB	AVG	G	AB	R	H	2B	3B	HR	RBI	SAC	SF	HP	BB	SO	SB	CS	OBP	SLG	E
2013	Idaho Falls	.300	64	260	41	78	14	1	6	42	1	2	6	9	24	0	2	.336	.431	3
2014	Lexington	.286	102	406	48	116	29	2	20	70	0	4	17	68	0	1	.313	.515	6	
	Wilmington	.241	16	58	6	14	3	0	2	5	0	0	1	2	12	0	0	.279	.397	2
2015	Wilmington	.277	73	274	30	76	28	1	3	32	1	2	4	12	52	0	1	.315	.420	4
	Northwest Arkansas	.212	50	170	14	36	7	0	4	22	0	1	1	2	37	0	1	.224	.324	4
2016	Northwest Arkansas	.270	120	455	57	123	20	0	20	68	0	7	5	18	86	1	1	.301	.446	5
2017	Northwest Arkansas	.350	34	137	17	48	13	0	6	25	0	3	1	6	17	0	0	.374	.577	0
	Omaha	.321	99	392	51	126	30	0	17	72	0	2	2	10	68	0	1	.340	.528	2
Minor League Totals		.287	558	2152	264	617	144	4	78	336	2	21	21	76	364	1	7	.315	.466	26

CAREER TRANSACTIONS

2013 Selected by the Kansas City Royals in the 18th round of the First-Year Player Draft...signed by Keith Connolly



GLENN SPARKMAN



#75 GLENN SPARKMAN

R I G H T - H A N D E D P I T C H E R

BATS
SWITCH

THROWS
RIGHT

HEIGHT
6-2

WEIGHT
200

BORN: MAY 11, 1992 | 25

SELECTED: 20TH ROUND, 2013 DRAFT

RESIDES: SAN MARCOS, TEXAS

MAJOR LEAGUE SERVICE: 98 DAYS

2017 SEASON

- ⚡ Limited to 12 appearances and six starts between five different stops in an injury-plagued season...that included making his big league debut with Toronto on June 30 vs. Boston.
- ⚡ Recorded 1.0 inning of work in the Majors, tossing 0.2 innings against the Red Sox in his debut and 0.1 inning vs. the Sox on July 2.
- ⚡ Designated for assignment on July 3 and returned to the Royals' organization after being selected in the previous Rule 5 Draft.
- ⚡ Opened the season on the 10-day disabled list (fractured right thumb)...made appearances with Dunedin (A), New Hampshire (AA) and Buffalo (AAA) as part of his rehab assignment...finished the year with three outings at Northwest Arkansas (AA), before being placed on the disabled list on July 27, which ended his season.
- ⚡ Had a combined 2-4 mark and a save with a 2.37 ERA (8 ER in 30.1 IP) in a combined 10 minor league appearances (six starts).

HONORS AND AWARDS

- ⚡ 2014 Carolina League Pitcher of the Year
- ⚡ 2014 Wilmington Pitcher of the Year
- ⚡ 2014 MiLB.com Organization All-Star
- ⚡ 2014 *Baseball America* High Class A All-Star

CAREER HIGHLIGHTS

- ⚡ Battled injuries the last three seasons, being limited to just 32 appearances (26 starts) between 2015-17.
- ⚡ Made 16 combined starts between Surprise (Rookie), Lexington (A), Wilmington (A) and Northwest Arkansas (AA) in 2016...posted a 2-7 record with a 5.22 ERA (35 ER in 60.1 IP) with 10 walks and 65 strikeouts altogether.
- ⚡ Recorded just four starts in 2015 due to injury...placed on the disabled list on April 30 and missed the remainder of the season.
- ⚡ Led the Carolina League in ERA (1.56) and ranked second in WHIP (0.98) and seventh in strikeouts (117) in 2014... also set career highs in starts (18), appearances (29) and innings (121.0).
- ⚡ In 2014, tabbed the Wilmington Pitcher of the Year and Carolina League (A) Pitcher of the Year... also named an Organization All-Star by MiLB.com, a High Class-A All-Star by *Baseball America*.
- ⚡ Made his professional debut with Idaho Falls in 2013... posted a 1.72 ERA (7 ER in 36.2 IP), while limiting opponents to a .194 average in 20 relief appearances.

MISCELLANEOUS NOTES

- ⚡ Full name is **Glenn Michael Sparkman**...resides in San Marcos, Texas during the offseason, with his wife, Katherine and children, Raelyn and Beau.
- ⚡ Graduated from Ganado High School (Texas) in 2011.
- ⚡ Pitched for two seasons at Wharton Junior College in Wharton, Texas...posted a 5-4 record with a 2.78 ERA (24 ER in 77.2 IP) with five complete games and a 0.86 WHIP in his sophomore season (2013).

CAREER TRANSACTIONS

- 2013 Selected by the Kansas City Royals in the 20th round of the First-Year Player Draft...signed by Mitch Thompson
- 2016 Selected by the Toronto Blue Jays in the Rule 5 MLB Draft, Dec. 8
- 2017 Placed on the 10-day disabled list (fractured right thumb), April 2...transferred to 60-day DL, April 10...reinstated June 30
Returned to Kansas City Royals, July 8



CAREER PITCHING

YEAR	CLUB	W-L	ERA	G	GS	CG	SHO	SV	IP	H	R	ER	HR	HB	BB	SO	WP	BK	AVG
2013	Idaho Falls	1-0	1.72	20	0	0	0	2	36.2	25	8	7	1	1	10	47	1	1	.194
2014	Wilmington	8-3	1.56	29	18	0	0	1	121.0	94	28	21	2	0	25	117	4	4	.213
2015	Northwest Arkansas	2-2	3.60	4	4	0	0	0	20.0	17	9	8	1	1	9	21	1	0	.233
2016	Surprise@	1-3	5.40	7	7	0	0	0	16.2	19	12	10	1	1	1	17	2	0	.279
	Lexington	0-2	6.91	3	3	0	0	0	14.1	21	11	11	2	0	3	19	1	1	.350
	Wilmington	1-0	3.86	2	2	0	0	0	11.2	9	5	5	1	2	1	9	0	1	.209
	Northwest Arkansas	0-2	4.58	4	4	0	0	0	17.2	21	10	9	2	0	5	20	0	0	.296
2017	Duncedin@	0-1	0.00	1	1	0	0	0	3.1	3	3	0	0	0	1	3	0	0	.200
	New Hampshire@	1-1	3.12	2	2	0	0	0	8.2	6	3	3	2	0	3	6	0	0	.194
	Buffalo@	1-2	2.25	4	1	0	0	1	8.0	7	3	2	1	0	1	3	0	0	.250
	TORONTO	0-0	63.00	2	0	0	0	0	1.0	9	7	7	0	0	1	1	0	0	.818
	Northwest Arkansas	0-0	2.61	3	2	0	0	0	10.1	11	3	3	0	0	5	5	0	0	.275
	Minor League Totals	15-16	2.65	.79	44	0	0	0	4	268.1	233	95	79	13	5	64	267	9	7
Major League Totals	0-0	63.00	.2	0	0	0	0	0	1.0	9	7	7	0	0	1	1	0	0	.818

@-Minor League injury rehab

ROYALS 20-GAME WINNERS

Wins	Pitcher	Age	Year	Date Reached 20	No. Starts to Reach 20	Final Record
23#	Bret Saberhagen	25	1989	Sept. 17	32	23-6
22	Steve Busby	25	1974	Sept. 17	36	22-14
21	Dennis Leonard	27	1978	Sept. 25	39	21-17
20	Paul Splittorff	26	1973	Sept. 26	38	20-11
20+	Dennis Leonard	26	1977	Oct. 2	37	20-12
20	Dennis Leonard	29	1980	Oct. 4	38	20-11
20*	Bret Saberhagen	21	1985	Sept. 30	31	20-6
20	Mark Gubicza	26	1988	Sept. 26	34	20-8

- won Cy Young and led league in wins

+ - led league in wins

* - won Cy Young

TOP STRIKEOUT PERFORMANCES

SO	Date	Pitcher	Opponent	Score
16	8/1/16	Danny Duffy	at Tampa Bay	3-0
15	8/25/09	Zack Greinke	Cleveland	6-2
14	8/27/88	Mark Gubicza	Minnesota	4-1
13 (10x)	7/25/09	Luke Hochevar	Texas	6-3
	8/29/96	Kevin Appier	at Detroit	1-4
	9/15/95	Kevin Appier	at California	5-0
	5/25/94	Kevin Appier	Texas	8-3
	4/20/91	Tom Gordon	at New York	5-2
	9/30/89	Bret Saberhagen	at Oakland	6-1
	9/23/77	Dennis Leonard	at California	7-3
	7/8/77	Dennis Leonard	Oakland	6-2
	7/10/73	Steve Busby	at Milwaukee	5-3
	5/24/72	Dick Drago	Minnesota	0-1
12 (12x)	4/13/17	Nate Karns	Baltimore	4-3
	4/17/14	James Shields	at Houston	5-1
	6/13/10	Zack Greinke	at Cincinnati	7-3
	9/3/96	Kevin Appier	at Toronto	5-2
	5/4/95	Kevin Appier	at Minnesota	6-0
	7/23/94	David Cone	at Detroit	4-1
	6/7/90	Bret Saberhagen	California	1-2
	7/9/89	Bret Saberhagen	Chicago	4-5
	5/26/87	Danny Jackson	at Chicago	5-4
	9/14/85	Bret Saberhagen	at Oakland	2-1
	8/14/77	Dennis Leonard	at Toronto	3-6
	8/23/70	Bob Johnson	Boston	4-3

SO	Date	Pitcher	Opponent	Score
11 (24x)	6/26/16	Ian Kennedy	Houston	6-1
	8/27/15	Yordano Ventura	Baltimore	5-3
	9/3/15	Yordano Ventura	Detroit	12-1
	10/3/15	Yordano Ventura	at Minnesota	5-1
	9/10/11	Felipe Paulino	at Seattle	4-2
	6/10/09	Gil Meche	at Cleveland	9-0
	7/28/08	Zack Greinke	at Oakland	4-2
	6/17/01	Blake Stein	at Milwaukee	2-5
	6/5/97	Kevin Appier	Texas	3-6 (11)
	6/23/96	Kevin Appier	at Baltimore	4-0
	4/12/96	Kevin Appier	at Milwaukee	4-1
	7/7/95	Kevin Appier	at Detroit	1-3
	6/14/95	Kevin Appier	at Seattle	2-1
	9/22/93	Tom Gordon	at Oakland	3-2 (10)
	8/19/93	David Cone	at Minnesota	4-2
	7/27/93	Kevin Appier	Texas	0-1
	9/22/91	Bret Saberhagen	at Seattle	2-1
	7/4/89	Bret Saberhagen	at Oakland	10-1
	7/31/88	Charlie Leibrandt	at Baltimore	4-1
	9/23/87	Mark Gubicza	at Seattle	9-0
	6/24/77	Dennis Leonard	at Oakland	3-0
	7/16/74	Steve Busby	Boston	5-4
	8/9/73	Steve Busby	Boston	3-2
	7/21/70	Bob Johnson	Baltimore	1-2



JOSH STAUMONT



#70 JOSH STAUMONT

RIGHT-HANDED PITCHER

BATS
RIGHT

THROWS
RIGHT

HEIGHT
6-3

WEIGHT
200

BORN: DEC. 21, 1993 | 24

SELECTED: SECOND ROUND, 2015 DRAFT

RESIDES: LA HABRA HEIGHTS, CALIF.

MAJOR LEAGUE SERVICE: 0 DAYS

2017 SEASON

- Split season between Omaha (AAA) and Northwest Arkansas (AA), combining to make 25 starts (26 appearances)...posted a 6-12 record with a 5.56 ERA (77 ER in 124.2 IP).
- Fanned 138 hitters in 124.2 innings (10.0 K/9)...his strikeout total ranked second among Royals farmhands, behind only Foster Griffin's 141.
- Recorded 93 strikeouts in just 76.0 innings at Omaha.
- Posted a 3-4 mark with a 3.88 ERA (23 ER in 53.1 IP) in his first 10 starts at Omaha, before going winless with a 11.95 ERA in five June outings...optioned to Northwest Arkansas on July 5.
- Matched a career-high with 12 strikeouts twice, both with

Omaha...fanned a dozen in 6.0 innings in a 3-0 win over Round Rock on April 13 and did it again in 6.2 innings on May 1 vs. Oklahoma City, taking a no-decision in a 2-1 Chasers win.

- After struggling in his first three starts with Northwest Arkansas, went 3-2 with a 2.92 ERA (12 ER in 37.0 IP) over his last six outings (July 28-Sept. 2)...held opponents to a .200 average (25-for-125) in that span.
- Held Springfield hitless over 7.0 innings, allowing one run in a 5-1 win on Aug. 23.
- Rated as the Royals' No. 1 prospect entering the season, according to *Baseball America*...also ranked as the No. 9 prospect in the system by MLB.com following the year.

HONORS AND AWARDS

- 2015 Baseball America Rookie All-Star

CAREER HIGHLIGHTS

- Enters this season rated as the No. 4 prospect in the Royals' system by *Baseball America*.
- In 2016, pitched at both Wilmington (A) and Northwest Arkansas, going 4-11 with a 4.23 ERA (58 ER in 123.1 IP) in 29 combined outings (26 starts).
- His 10 losses with the Blue Rocks tied for sixth-most in the Carolina League in 2016.
- Averaged 13.01 K/9 with Northwest Arkansas (73 K in 50.1 IP), which topped all Double-A pitchers from the time of his promotion (July 17) to the end of the season.

- In 2016, tallied a career-high 12 strikeouts on June 13, with Wilmington, in a 3-1 triumph over Winston-Salem...matched that total in his final start of the season, Sept. 5 vs. Arkansas, tossing 6.0 shutout innings in an 8-0 victory.
- Tabbed Arizona Fall League Pitcher of the Week on Oct. 22, 2016.
- Went 3-1 with a 2.48 ERA (11 ER in 40.0 IP) combined between Surprise (Rookie) and Idaho Falls (Rookie) during his first pro season in 2015...tabbed a Rookie All-Star by *Baseball America* following the season.

MISCELLANEOUS NOTES

- Full name is **Joshua Tyler Staumont**...resides in La Habra Heights, Calif.
- Graduated from La Habra High School (Calif.) in 2012...during his senior season, went 8-2 with a 2.12 ERA (21 ER in 69.1 IP) with 87 strikeouts...also recorded five complete games and two shutouts.

- Attended Biola University (2013) and Azusa Pacific University in California (2014-15)...during his final collegiate season, posted a 6-2 mark and a 3.67 ERA in 13 games (12 starts)...led the PacWest Conference with 109 strikeouts, which also tied for sixth among all NCAA Division II pitchers.

CAREER PITCHING

YEAR	CLUB	W-L	ERA	G	GS	CG	SHO	SV	IP	H	R	ER	HR	HB	BB	SO	WP	BK	AVG
2015	Surprise	0-0	0.00	4	3	0	0	0	8.2	3	0	0	0	1	8	7	0	0	.103
	Idaho Falls	3-1	3.16	14	1	0	0	1	31.1	18	11	11	0	2	24	51	9	0	.168
2016	Wilmington	2-10	5.05	18	15	0	0	0	73.0	62	49	41	3	7	67	94	16	0	.230
	Northwest Arkansas	2-1	3.04	11	11	0	0	0	50.1	42	18	17	2	4	37	73	8	0	.232
2017	Omaha	3-8	6.28	16	15	0	0	0	76.0	64	56	53	14	8	63	93	9	2	.227
	Northwest Arkansas	3-4	4.44	10	10	0	0	0	48.2	42	25	24	2	4	34	45	6	0	.244
Minor League Totals		13-24	4.56	73	55	0	0	1	288.0	231	159	146	21	26	233	363	48	2	.222

CAREER TRANSACTIONS

- 2015 Selected by the Kansas City Royals in the second round of the First-Year Player Draft...signed by Colin Gonzales



#76 CHASE VALLOT

C A T C H E R

BATS
RIGHT

THROWS
RIGHT

HEIGHT
6-0

WEIGHT
235

BORN: **AUG. 21, 1996 | 21**

SELECTED: **COMP BALANCE RD, 2014 DRAFT**

RESIDES: **LAFAYETTE, LA.**

MAJOR LEAGUE SERVICE: **0 DAYS**

2017 SEASON

- 🏆 Played in a career-high 89 games with Wilmington (A)... also set career highs in doubles (22), walks (64) and on-base percentage (.380).
- 🏆 His 64 walks tied for sixth in the Carolina League with teammate DJ Burt, while his 12 homers tied for third among the league's catchers.
- 🏆 Hit .258/.430/.495 (25-for-97) after the All-Star break, which included eight doubles and five homers in his final 33 contests.
- 🏆 Recorded his first multi-homer game on June 26 at Frederick, hitting a two-run shot and a solo homer in an 8-6 setback...also set a career-high with four hits (4-for-4) at Frederick on May 19.
- 🏆 Rated as the No. 7 prospect in the organization by *Baseball America* prior to the season...also tabbed the 12th-best prospect in the Royals' system by MLB.com following the campaign.

HONORS AND AWARDS

- 🏆 2016 South Atlantic League midseason All-Star

CAREER HIGHLIGHTS

- 🏆 Named a 2016 South Atlantic League (A) All-Star, but missed the game due to injury...hit .246 (67-for-272) with 20 doubles, 13 homers and 44 RBI with Lexington...his home run total tied for third among SAL catchers.
- 🏆 In 2016, missed over a month of action, being placed on the disabled list on June 17...reinstated July 20.
- 🏆 Batted .287/.393/.531 (41-for-143) during the first half of the season in 2016...hit just .202/.338/.388 (26-for-129) after returning from the disabled list.
- 🏆 Recorded a career-high six RBI in a game on May 29, 2016 at Hagerstown...went 3-for-5 in the game, finishing a triple shy of hitting for the cycle.
- 🏆 In 2014, rated as the 11th-best prospect in the Appalachian League (Rookie) by *Baseball America*, following his first professional season.

MISCELLANEOUS NOTES

- 🏆 Full name is **Chase Anthony Vallot**, last name rhymes with 'follow'...resides in Lafayette, La., during the offseason.
- 🏆 Graduated from St. Thomas More High School in Lafayette, La., in 2014...led his team to the Class 4A state championship in 2014...named National Player of the Year by Louisville Slugger, hitting .545 with 13 home runs and 62 RBI...selected the 2014 Gatorade Player of the Year in Louisiana along with All-America honors by *Perfect Game* and Under Armor in 2013.
- 🏆 Won the 2013 *Rawlings* Home Run Challenge at the Metrodome in Minneapolis, Minn., in 2013.
- 🏆 Bypassed an opportunity to play at Mississippi State University by signing with the Royals.

CAREER BATTING

YEAR	CLUB	AVG	G	AB	R	H	2B	3B	HR	RBI	SAC	SF	HP	BB	SO	SB	CS	OBP	SLG	E
2014	Burlington	.215	53	186	29	40	14	0	7	27	0	3	7	26	81	0	1	.329	.403	3
2015	Lexington	.219	80	279	46	61	13	3	13	40	1	4	8	41	105	1	0	.331	.427	8
2016	Lexington	.246	82	272	37	67	20	0	13	44	0	4	15	39	118	0	0	.367	.463	17
	Surprise@	.133	10	30	5	4	1	0	2	2	0	0	2	3	14	0	0	.257	.367	2
2017	Wilmington	.231	89	281	34	65	22	0	12	37	0	4	6	64	127	0	0	.380	.438	12
Minor League Totals		.226	314	1048	151	237	70	3	47	150	1	15	38	173	445	1	1	.352	.433	42

@-Minor League injury rehab

CAREER TRANSACTIONS

- 2014 Selected by the Kansas City Royals in the competitive balance round (40th overall) of the First-Year Player Draft... signed by Travis Ezi



NATIONAL BASEBALL HALL OF FAME AND MUSEUM

25 Main Street, Cooperstown, New York 13326

Phone: (607) 547-7200 Fax: (607) 547-2044

Public Relations: (607) 547-0215

E-mail address: info@baseballhall.org

Website: baseballhall.org

Summer Hours: Memorial Day Weekend - Labor Day Weekend: 9 a.m. to 9 p.m.

Regular Hours: 9 a.m. to 5 p.m.

Holiday Closings: Thanksgiving Day, Christmas Day, and New Year's Day.

DIRECTORY: Jane Forbes Clark (Chairman), Joe Morgan (Vice Chairman), Jeff Idelson (President), Jeff Jones (Senior Vice President of Finance and Administration), Sean Gahagan (Vice President, Retail Merchandising & Licensing), Erik Strohl (Vice President, Exhibitions and Collections), Ken Meifert (Vice President, Sponsorship & Development)

RESEARCH AND LIBRARY CONTACTS: Jim Gates (Librarian)

PR CONTACTS: Jon Shestakofsky (Vice President, Communications & Education) and Craig Muder (Communications Director)

HALL OF FAME WEEKEND 2018: July 27-30

Class of 2018: Vladimir Guerrero, Trevor Hoffman, Chipper

Jones, Jack Morris, Jim Thome, Alan Trammell

Awards: Sat. July 28, 4:30 p.m., ET, Doubleday Field

Induction: Sun. July 29, 1:30 p.m. ET, Clark Sports Center

HALL OF FAME CLASSIC 2018: May 25-27

Legends Game and Special Events

Game: Sat. May 26, Doubleday Field

For more information, visit baseballhall.org

ROYALS IN THE HALL OF FAME

A total of eight former players, executives and managers in the National Baseball Hall of Fame spent at least some of their professional careers with the Kansas City Royals, including 2017 electee John Schuerholz, who served as Royals' general manager during the 1985 World Series-winning season. Along with Schuerholz are George Brett (1973-1993), Orlando Cepeda (1974), Joe Gordon (1969), Whitey Herzog (1975-79), Harmon Killebrew (1975), Bob Lemon (1970-1972) and Gaylord Perry (1983). To learn more about Kansas City Royals in the Hall of Fame, visit the "Hall of Famers" team pages at www.baseballhall.org.

2015 KANSAS CITY ROYALS WORLD SERIES CHAMPION ARTIFACTS IN THE HALL OF FAME

- Jersey worn by Royals first baseman Eric Hosmer in Game 5, which featured his daring dash home with the tying run in the ninth inning.
- Glove used by Royals catcher and World Series MVP Salvador Perez throughout the Series.
- Spikes worn throughout the Series by Royals center fielder Lorenzo Cain.
- Road cap worn by Royals closer Wade Davis, who struck out eight batters in four innings of work and notched the Series' only save.
- Bat used by Royals third baseman Mike Moustakas, who hit .304 in the Series.
- Bat used by Royals shortstop Alcides Escobar, who scored four runs in the Series.



Jersey worn by Eric Hosmer in Game 5 of the 2015 World Series.

OTHER NOTABLE ROYALS ARTIFACTS IN COOPERSTOWN

- Bat used by Eric Hosmer when he was named MVP of 2016 All-Star Game.
- Jersey worn by manager Ned Yost during the 2014 ALCS when he became first manager to win his first eight postseason games.
- Cap worn by Yordano Ventura during Game 6 of the 2014 World Series.
- Jersey worn by Joakim Soria on April 25, 2010 when he recorded his 94th big league save, setting a major league record for pitchers born in Mexico.
- Jersey worn by Zack Greinke during his final victory on Sept. 27 during his 2009 Cy Young winning season.
- Cap worn by Billy Butler during the Sept. 26, 2009 game in which he became the eighth player to hit 50 doubles in a season at 23 or younger.
- Ball from Zack Greinke's major league season-high 15 strikeout game on Aug. 25, 2009
- Bat used by Hall of Famer George Brett at the end of the 1990 season, becoming the first player to win batting titles in three different decades.
- Bat from the famous pine-tar incident on July 24, 1983 when Hall of Famer George Brett hit a ninth inning go-ahead home run off Hall of Famer Goose Gosage only to be called out, setting off a bench-clearing incident.

A LOOK AHEAD TO 2019

Ballots for the 2019 Hall of Fame/BBWAA election will be distributed following the 2018 season with results from the voting scheduled to be announced in January 2019. A partial list of first-year candidates for election includes: Roy Halladay, Todd Helton, Andy Pettitte and Mariano Rivera. Historical information on past BBWAA elections and the election process can be accessed at www.baseballhall.org or by contacting the Hall of Fame Communications department.

CONNECT TO COOPERSTOWN

- For up-to-the-minute news from Cooperstown, visit at www.baseballhall.org. Stay up-to-date on all the activity at the Hall of Fame's official site and through social networking on Facebook, Instagram, Twitter and YouTube.
- If you would like to receive interesting stories and timely news items direct from the Hall of Fame and get the inside track on the latest happenings in Cooperstown, sign up for *Inside Pitch*. There's no cost to receive our weekly electronic newsletter in your e-mail box at home or work and it's easy to enroll: Just log on to www.baseballhall.org/support.
- If you have an interest in receiving *Around The Horn*, the Hall's monthly media newsletter, please send an e-mail to info@baseballhall.org. Be sure to include your name, name of organization and e-mail address. Or visit www.baseballhall.org/media-info.

RESEARCH ASSISTANCE

The Hall of Fame is pleased to provide assistance in baseball research and members of the media are encouraged to utilize this valuable baseball resource whenever necessary by calling the Public Relations department at (607) 547-0215, or the Library Reference desk at (607) 547-0330.



R

50

R

50



Alex Gordon won his fifth Rawlings Gold Glove in 2017.

**2017 IN
REVIEW**



2017 DAY-BY-DAY RESULTS

<u>Date</u>	<u>Opponent</u>	<u>D/N</u>	<u>W-L</u>	<u>Score</u>	<u>Record</u>	<u>Pos.</u>	<u>GB</u>	<u>Winning Pitcher</u>	<u>Losing Pitcher</u>	<u>Save</u>	<u>Att.</u>	<u>Home No.</u>	<u>Road Total</u>	
April (7-16)														
4/3	at Min	D	L	1-7	0-1	5	-1.0	Santana	Strahm (R, 0-1)	-	39,615	1	39,615	
4/5	at Min	D	L	1-9	0-2	5	-2.5	Santiago	Kennedy (0-1)	-	15,171	2	54,786	
4/6	at Min	D	L	3-5	0-3	5	-3.0	Rogers	Minor (R, 0-1)	Kintzler	16,078	3	70,864	
4/7	at Hou	N	W	5-1	1-3	5	-3.0	Vargas (1-0)	Fiers	-	30,491	4	101,355	
4/8	at Hou	N	W	7-3	2-3	5	-2.0	Duffy (1-0)	Gregerson	-	35,373	5	136,728	
4/9	at Hou	D	L	4-5 (12)	2-4	5	-3.0	Devenski	Strahm (R, 0-2)	-	32,411	6	169,139	
4/10	Oak	D	L	0-2	2-5	5	-3.5	Cotton	Kennedy (0-2)	Doolittle	40,019	1	40,019	
4/12	Oak	N	L	3-8	2-6	5	-4.0	Triggs	Hammel (0-1)	-	24,380	2	64,399	
4/13	Oak	N	W	3-1	3-6	5	-3.0	Vargas (2-0)	Hahn	Herrera (1)	22,160	3	86,559	
4/14	LAA	N	W	7-1	4-6	T4	-3.0	Duffy (2-0)	Ramirez	-	26,838	4	113,397	
4/15	LAA	N	W	3-2	5-6	T4	-2.0	Soria (R, 1-0)	Alvarez	Herrera (2)	24,162	5	137,559	
4/16	LAA	D	W	1-0	6-6	T4	-2.0	Herrera (R, 1-0)	Parker	-	27,950	6	165,509	
4/18	SF	N	L	1-2 (11)	6-7	5	-2.0	Law	Alexander (R, 0-1)	Melancon	20,864	7	186,372	
4/19	SF	N	W	2-0	7-7	T2	-1.0	Vargas (3-0)	Bumgarner	Herrera (3)	24,402	8	210,774	
4/20	at Tex	N	L	0-1 (13)	7-8	T4	-1.0	Alvarez	Wood (R, 0-1)	-	26,898	-	7	196,037
4/21	at Tex	N	L	2-6	7-9	5	-2.0	Hamels	Karns (0-1)	-	31,320	8	227,357	
4/22	at Tex	N	L	1-2	7-10	5	-3.0	Bush	Wood (R, 0-2)	-	41,446	9	268,803	
4/23	at Tex	D	L	2-5	7-11	5	-3.0	Darvish	Hammel (0-2)	Bush	37,177	10	305,980	
4/24	at CWS	N	L	1-12	7-12	5	-3.5	Gonzalez	Vargas (3-1)	-	11,484	11	317,464	
4/25	at CWS	N	L	5-10	7-13	5	-4.5	Jennings	Duffy (2-1)	-	14,591	12	332,055	
4/26	at CWS	D	L	2-5	7-14	5	-4.5	Quintana	Karns (0-2)	Robertson	18,218	13	350,273	
4/28	Min	N	L	4-6	7-15	5	-5.5	Breslow	Soria (R, 1-1)	Kintzler	27,911	9	238,685	
4/29	Min	N						<i>(PPD Rain - Makeup played July 1)</i>						
4/30	Min	D	L	5-7	7-16	5	-6.5	Hughes	Hammel (0-3)	Kintzler	32,685	10	271,370	
May (15-14)														
5/1	CWS	N	W	6-1	8-16	5	-5.5	Vargas (4-1)	Covey	-	20,148	11	291,518	
5/2	CWS	N	L	0-6	8-17	5	-6.0	Quintana	Duffy (2-2)	-	18,604	12	310,122	
5/3	CWS	N	W	6-1	9-17	5	-5.5	Karns (1-2)	Pelfrey	-	22,298	13	332,420	
5/4	CWS	D	L	3-8	9-18	5	-6.0	Holland	Kennedy (0-3)	-	36,525	14	368,945	
5/5	Cle	N	W	3-1	10-18	5	-5.5	Hammel (1-3)	Salazar	Herrera (4)	25,722	15	394,667	
5/6	Cle	D	L	1-3	10-19	5	-6.0	Miller	Herrera (R, 1-1)	Allen	23,743	16	418,410	
5/7	Cle	D	L	0-1	10-20	5	-7.0	Clevinger	Duffy (2-3)	Allen	25,754	17	444,164	
5/8	at TB	N	W	7-3	11-20	5	-6.0	Karns (2-2)	Snell	-	12,826	14	363,099	
5/9	at TB	N	W	7-6 (12)	12-20	5	-6.0	Junis (R, 1-0)	Moreno	Herrera (5)	9,921	15	373,020	
5/10	at TB	N	L	1-12	12-21	5	-6.0	Archer	Hammel (1-4)	-	9,320	16	382,340	
5/11	at TB	D	W	6-0	13-21	5	-5.5	Vargas (5-1)	Odorizzi	-	9,340	17	391,680	
5/12	Bal	N	W	3-2	14-21	5	-5.5	Soria (R, 2-1)	Nuno	Herrera (6)	25,467	18	469,631	
5/13	Bal	N	W	4-3	15-21	5	-5.5	Maness (R, 1-0)	Asher	Herrera (7)	24,662	19	494,293	
5/14	BAL	D	W	9-8	16-21	5	-4.5	Strahm (R, 1-2)	Bleier	Herrera (8)	30,662	20	524,955	
5/16	NYN	N	L	1-7	16-22	5	-4.5	Sabathia	Hammel (1-5)	-	30,878	21	555,833	
5/17	NYN	N	L	7-11	16-23	5	-5.0	Pineda	Vargas (5-2)	Betances	22,899	22	578,732	
5/18	NYN	N	W	5-1	17-23	5	-4.5	Duffy (3-3)	Montgomery	-	22,803	23	601,535	
5/19	at Min	N	L	3-4 (10)	17-24	5	-5.5	Kintzler	Alburquerque (R, 0-1)	-	23,553	18	415,233	
5/20	at Min	D						<i>(PPD Rain - Makeup played May 21)</i>						
5/21	at Min-1	D	W	6-4	18-24	5	-4.5	Minor (R, 1-1)	Hughes	Herrera (9)	-	-	19	-
5/22	at Min-2	D	L	4-8	18-25	5	-5.5	Mejia	Kennedy (0-4)	-	27,852	20	443,085	
5/23	at NYN	N	L	2-4	18-26	5	-6.5	Pineda	Vargas (5-3)	Betances	35,005	21	478,090	
5/23	at NYN	N	W	6-2	19-26	5	-6.5	Duffy (4-3)	Warren	-	35,931	22	514,021	
5/24	at NYN	N	L	0-3	19-27	5	-7.5	Severino	Hammel (1-6)	Betances	34,610	23	548,631	
5/25	at NYN	D						<i>(PPD Rain - Makeup played September 25)</i>						
5/26	at Cle	N	W	6-4	20-27	5	-6.5	Minor (R, 2-1)	Shaw	Herrera (10)	29,603	24	578,234	
5/27	at Cle	D	W	5-2	21-27	5	-6.5	Vargas (6-3)	Salazar	Herrera (11)	30,920	25	609,154	
5/28	at Cle	D	L	1-10	21-28	5	-6.5	Tomlin	Duffy (4-4)	-	23,136	-	26	632,290
5/29	Det	N	L	7-10	21-29	5	-6.5	Rodriguez	Soria (R, 2-2)	J. Wilson	28,419	24	629,954	
5/30	Det	N	W	1-0	22-29	5	-5.5	Skoglund (1-0)	Verlander	Herrera (12)	21,864	25	651,818	
5/31	Det	N	L	5-6	22-30	5	-5.5	Saupold	Kennedy (0-5)	J. Wilson	24,347	26	676,165	

2017 DAY-BY-DAY RESULTS (CONT.)



Date	Opponent	D/N	W-L	Score	Record	Pos.	GB	Winning Pitcher	Losing Pitcher	Save	Att.	Home No.	Road Total
June (17-9)													
6/2	Cle	N	W	4-0	23-30	5	-6.0	Vargas (C, 7-3)	Tomlin	-	33,408	27	709,573
6/3	Cle	D	W	12-5	24-30	T4	-5.0	Hammel (2-6)	Carrasco	-	26,497	28	736,070
6/4	Cle	D	L	0-8	24-31	T4	-6.0	Otero	Skoglund (1-1)	-	28,185	29	764,255
6/5	Hou	N	L	3-7	24-32	5	-6.5	Fiers	Kennedy (0-6)	-	21,892	30	786,147
6/6	Hou	N	W	9-7	25-32	5	-5.5	Minor (R, 3-1)	Giles	-	20,974	31	807,121
6/7	Hou	N	W	7-5	26-32	4	-4.5	Vargas (8-3)	Diaz	Herrera (13)	25,628	32	832,749
6/8	Hou	N	L	1-6	26-33	4	-5.5	Harris	Herrera (R, 1-2)	-	32,747	33	865,496
6/9	at SD	N	L	3-6	26-34	4	-6.5	Chacin	Strahm (R, 1-3)	Maurer	23,055	27	655,345
6/10	at SD	D	W	12-6	27-34	4	-6.5	Wood (R, 1-2)	Hand	-	26,107	28	681,452
6/11	at SD	D	W	8-3	28-34	4	-5.5	Junis (2-0)	Lamet	-	25,599	29	707,051
6/13	at SF	N	W	8-1	29-34	4	-5.0	Vargas (9-3)	Blach	-	41,284	30	748,335
6/14	at SF	D	W	7-2	30-34	T3	-4.0	Hammel (3-6)	Cueto	-	41,144	31	789,479
6/15	at LAA	N	W	7-2	31-34	T3	-4.0	Strahm (2-3)	Nolasco	-	34,884	32	824,363
6/16	at LAA	N	W	3-1	32-34	T3	-3.0	Kennedy (1-6)	Chavez	Herrera (14)	34,184	33	858,547
6/17	at LAA	N	L	0-9	32-35	T3	-3.5	Meyer	Junis (2-1)	-	41,209	34	899,756
6/18	at LAA	D	W	7-3	33-35	T3	-3.5	Vargas (10-3)	Ramirez	Herrera (15)	40,178	35	939,934
6/19	Bos	N	W	4-2	34-35	3	-3.5	Hammel (4-6)	Boyer	Herrera (16)	27,992	34	893,488
6/20	Bos	N	L	3-8	34-36	3	-3.5	Sale	Strahm (2-4)	-	25,983	35	919,471
6/21	Bos	D	W	6-4	35-36	3	-3.5	Soria (R, 3-2)	Scott	Herrera (17)	30,826	36	950,297
6/23	Tor	N	W	5-4	36-36	3	-3.0	Soria (R, 4-2)	Loup	-	38,848	37	989,145
6/24	Tor	D	W	3-2	37-36	3	-2.0	Vargas (11-3)	Estrada	Herrera (18)	26,938	38	1,016,083
6/25	Tor	D	L	2-8	37-37	3	-2.5	Liriano	Alexander (R, 0-2)	-	37,182	39	1,053,265
6/27	at Det	N	L	3-5	37-38	3	-2.5	Verlander	Strahm (2-5)	J. Wilson	29,488	36	969,422
6/28	at Det	N	W	8-2	38-38	3	-2.5	Kennedy (2-6)	Norris	-	29,614	37	999,036
6/29	at Det	D	L	3-7	38-39	3	-3.5	Fulmer	Junis (2-2)	-	33,681	38	1,032,717
6/30	Min	N	W	8-1	39-39	3	-3.0	Vargas (12-3)	Santana	-	34,332	40	1,087,597
July (16-10)													
7/1	Min-1	D	W	11-6	40-39	-	-	Minor (R, 4-1)	Duffey	-	25,571	41	1,113,168
	Min-2	N	L	5-10	40-40	3	-3.0	Jorge	Hammel (4-7)	-	32,448	42	1,145,616
7/2	Min	D	W	6-2	41-40	T2	-3.0	Alexander (R, 1-2)	Santiago	-	28,775	43	1,174,391
7/3	at Sea	N	W	3-1	42-40	T2	-2.5	Kennedy (3-6)	Moore	Soria (1)	35,789	39	1,068,506
7/4	at Sea	D	W	7-3	43-40	T2	-1.5	Duffy (5-4)	Hernandez	-	25,555	40	1,094,061
7/5	at Sea	N	W	9-6 (10)	44-40	2	-0.5	Minor (R, 5-1)	Pazos	Herrera (19)	15,157	41	1,109,218
7/7	at LAD	N	L	1-4	44-41	3	-2.0	Maeda	Hammel (4-8)	Jansen	48,017	42	1,157,235
7/8	at LAD	N	L	4-5 (10)	44-42	3	-3.0	Stripling	Alexander (R, 1-3)	-	45,225	43	1,202,460
7/9	at LAD	D	L	2-5	44-43	3	-3.0	Kershaw (C)	Duffy (5-5)	-	41,524	44	1,243,984
7/11	All-Star Game at Marlins Park (Miami, FL)												
7/14	Tex	N	L	3-5	44-44	3	-3.0	Perez	Minor (R, 5-2)	Claudio	35,591	44	1,209,982
7/15	Tex	N	L	0-1	44-45	3	-3.0	Hamels	Duffy (5-6)	Claudio	32,907	45	1,242,889
7/16	Tex	D	W	4-3	45-45	3	-2.0	Herrera (R, 2-2)	Grilli	-	23,163	46	1,266,052
7/17	Det	N	L	2-10	45-46	3	-3.0	Zimmerman	Vargas (12-3)	-	26,359	47	1,292,411
7/18	Det	N	L	3-9	45-47	3	-3.0	Boyd	Wood (1-3)	-	22,908	48	1,315,319
7/19	Det	N	W	4-3	46-47	3	-2.0	McCarthy (R, 1-0)	J. Wilson	-	30,105	49	1,345,424
7/20	Det	N	W	16-4	47-47	3	-1.5	Duffy (6-6)	Fulmer	-	29,018	50	1,347,442
7/21	CWS	N	W	7-6 (10)	48-47	T2	-1.5	Feliz (R, 1-0)	Clippard	-	29,647	51	1,404,089
7/22	CWS	N	W	7-2	49-47	T2	-1.5	Alexander (R, 2-3)	Holmberg	-	34,008	52	1,438,097
7/23	CWS	D	W	5-4	50-47	2	-1.5	Herrera (R, 3-2)	Infante	-	23,184	53	1,461,281
7/24	at Det	N	W	5-3 (12)	51-47	2	-1.5	Junis (R, 2-0)	VerHagen	Herrera (20)	26,415	45	1,270,399
7/25	at Det	N	W	3-1	52-47	2	-1.5	Duffy (7-6)	Fulmer	Herrera (21)	27,259	46	1,297,658
7/26	at Det	N	W	16-2	53-47	2	-1.5	Kennedy (4-6)	Sanchez	-	29,073	47	1,326,731
7/28	at Bos	N	W	4-2	54-47	2	-2.0	Vargas (13-4)	Porcello	Herrera (22)	37,321	48	1,364,052
7/29	at Bos	N	L	8-9 (10)	54-48	2	-3.0	Barns	Minor (R, 5-3)	-	36,912	49	1,400,964
7/30	at Bos	D	W	5-3	55-48	2	-2.0	Hammel (5-8)	Barnes	Herrera (23)	36,480	50	1,437,444
7/31	at Bal	N	L	1-2	55-49	2	-2.0	Britton	Soria (R, 4-3)	-	20,663	51	1,458,107



2017 DAY-BY-DAY RESULTS (CONT.)

Date	Opponent	D/N	W-L	Score	Record	Pos.	GB	Winning		Losing		Save	Att.	Home		Road	
								Pitcher	Pitcher	No.	Total			No.	Total		
August (10-18)																	
8/1	at Bal	N	L	2-7	55-50	2	-2.0	Bundy	Kennedy (4-7)	-	20,931		52	1,479,038			
8/2	at Bal	N	L	0-6	55-51	2	-2.5	Hellieckson	Vargas (13-5)	-	14,984		53	1,494,022			
8/3	Sea	N	W	6-4	56-51	2	-	Buchter (R, 1-0)	Pagan	Herrera (24)	29,228	54	1,490,509				
8/4	Sea	N	L	2-5	56-52	2	-3.5	Paxton	Hammel (5-9)	Diaz	38,130	55	1,528,639				
8/5	Sea	N									(PPD Rain - Made up August 6)						
8/6	Sea-1	D	L	7-8	56-53	-	-	Pazos	Duffy (7-7)	Diaz	-	56	-				
	Sea-2	D	W	9-1	57-53	2	-2.5	Junis (4-2)	Ramirez	-	29,432	57	1,558,071				
8/7	SiL	N	L	3-11	57-54	2	-3.0	Martinez	Kennedy (4-8)	-	38,478	58	1,596,549				
8/8	SiL	N	L	3-10	57-55	2	-4.0	Wacha	Vargas (13-6)	-	37,267	59	1,633,816				
8/9	at SiL	N	L	5-8	57-56	2	-4.0	Bowman	Maurer (R, 0-1)	Rosenthal	44,139	54	1,538,161				
8/10	at SiL	N	L	6-8	57-57	3	-4.0	Lyons	Minor (R, 5-4)	Rosenthal	41,706	55	1,579,867				
8/11	at CWS	N	L	3-6	57-58	3	-5.0	Bummer	Duffy (7-8)	Clippard	18,137	56	1,598,004				
8/12	at CWS	N	W	5-4	58-58	3	-5.0	Alexander (R, 3-3)	Bumner	Herrera (25)	29,228	57	1,618,417				
8/13	at CWS	D	W	14-6	59-58	3	-5.0	Vargas (14-6)	Holland	-	27,351	58	1,645,768				
8/14	at Oak	N	W	6-2	60-58	T2	-5.0	Junis (5-2)	Cotton	-	9,848	59	1,655,616				
8/15	at Oak	N	L	8-10	60-59	T2	-6.0	Treinen	Minor (R, 5-5)	-	13,875	60	1,669,491				
8/16	at Oak	D	W	7-6	61-59	2	-5.5	Maurer (R, 1-1)	Treinen	Herrera (26)	15,239	61	1,684,730				
8/18	Cle	N	L	1-10	61-60	3	-6.5	Kluber	Kennedy (4-9)	-	35,974	60	1,669,790				
8/19	Cle	N	L	0-5	61-61	3	-7.5	Bauer	Vargas (14-7)	-	34,204	61	1,703,994				
8/20	Cle	D	W	7-4	62-61	3	-6.5	Hammel (6-9)	Salazar	-	27,417	62	1,731,411				
8/22	Col	N	W	3-2	63-61	3	-6.0	Duffy (8-8)	Gray	Alexander (1)	22,868	63	1,754,359				
8/23	Col	N	W	6-4	64-61	3	-5.0	Maurer (R, 2-1)	Holland	-	25,752	64	1,780,111				
8/24	Col	D	L	2-3	64-62	3	-6.0	Ottavino	Minor (R, 5-6)	Holland	25,314	65	1,805,425				
8/25	at Cle	N	L	0-4	64-63	3	-7.0	Merritt	Vargas (14-8)	-	34,061	62	1,718,791				
8/26	at Cle	N	L	0-4	64-64	3	-8.0	Clevinger	Hammel (6-10)	-	34,273	63	1,753,064				
8/27	at Cle	D	L	0-12	64-65	3	-9.0	Carrasco	Skoglund (1-2)	-	32,229	64	1,785,293				
8/28	TB	N	L	0-12	64-66	3	-10.0	Pruitt	Kennedy (4-10)	Andriese	21,866	66	1,807,164				
8/29	TB	N	W	6-2	65-66	3	-9.5	Junis (6-2)	Cobb	-	25,204	67	1,852,495				
8/30	TB	N	L	3-5	65-67	3	-11.0	Odorizzi	Vargas (14-9)	Colome	25,916	68	1,878,411				
September (15-14)																	
9/1	at Min	N	W	7-6	66-67	3	-11.5	Hammel (7-10)	Gee	Alexander (2)	24,068	65	1,809,361				
9/2	at Min	N	L	0-17	66-68	3	-12.5	Gibson	Garcia (0-1)	-	33,413	66	1,842,774				
9/3	at Min	D	W	5-4	67-68	3	-12.5	Alexander (R, 4-3)	Busenitz	Maurer (1)	32,234	67	1,875,008				
9/4	at Det	D	W	7-6	68-68	3	-12.5	Junis (7-2)	Lewicki	Alexander (3)	24,804	68	1,899,812				
9/5	at Det	N	L	2-13	68-69	3	-13.5	Jaye	Vargas (14-10)	-	22,547	69	1,922,359				
9/6	at Det	N	W	13-2	69-69	3	-13.5	Hammel (8-10)	Boyd	-	23,755	70	1,946,114				
9/7	Min	N	L	2-4	69-70	3	-14.5	Hildenberger	Herrera (R, 3-3)	Belisle	26,485	69	1,904,896				
9/8	Min	N	L	5-8	69-71	3	-15.5	Santana	Kennedy (4-11)	Belisle	31,870	70	1,936,775				
9/9	Min	N	W	5-2	70-71	3	-15.5	Minor (R, 6-6)	Pressly	Maurer (22)	29,991	71	1,966,766				
9/10	Min	D	W	11-3	71-71	3	-15.5	Vargas (15-10)	Colon	-	35,003	72	2,001,769				
9/11	CWS	N	L	3-11	71-72	3	-16.5	Lopez	Hammel (8-11)	-	23,135	73	2,024,904				
9/12	CWS	D	W	4-3	72-72	3	-16.5	Gaviglio (4-5)	Covey	Alexander (4)	17,797	74	2,042,631				
9/13	CWS	D	L	3-5	72-73	3	-17.5	Minaya	Alexander (R, 4-4)	-	25,665	75	2,068,296				
9/14	at Cle	N	L	2-3 (10)	72-74	3	-18.5	Allen	Maurer (R, 3-6)	-	30,874	71	1,976,988				
9/15	at Cle	N	W	4-3	73-74	3	-17.5	Vargas (16-10)	Bauer	Minor (1)	34,025	72	2,011,013				
9/16	at Cle	D	L	4-8	73-75	3	-18.5	Carrasco	Hammel (8-12)	-	33,688	73	2,044,701				
9/17	at Cle	D	L	2-3	73-76	3	-19.5	Kluber	Duffy (8-9)	Allen	32,313	74	2,077,014				
9/19	at Tor	N	L	2-5	73-77	3	-20.5	Stroman	Kennedy (4-12)	Osuna	33,554	75	2,110,568				
9/20	at Tor	N	W	15-5	74-77	3	-20.5	Junis (8-2)	Anderson	-	33,050	76	2,143,618				
9/21	at Tor	N	W	1-0	75-77	3	-20.5	Vargas (17-10)	Happ	Minor (2)	35,861	77	2,179,479				
9/22	at CWS	N	L	6-7	75-78	3	-20.5	Lopez	Hammel (8-13)	Minaya	18,041	78	2,197,520				
9/23	at CWS	N	W	8-2	76-78	3	-20.5	Duffy (9-9)	Covey	-	20,306	79	2,217,826				
9/24	at CWS	D	L	1-8	76-79	3	-21.5	Gioiolo	Kennedy (4-13)	-	18,791	80	2,236,617				
9/25	at NYY	D	L	3-11	76-80	3	-22.0	Sabathia	Junis (8-3)	-	40,023	81	2,276,640				
9/26	Det	N	W	2-1	77-80	3	-21.0	Vargas (18-10)	Sanchez	Minor (3)	20,613	76	2,088,909				
9/27	Det	N	W	7-4	78-80	3	-21.0	Alexander (R, 5-4)	VerHagen	Minor (4)	21,319	77	2,110,228				
9/28	Det	N	L	1-4	78-81	3	-22.0	Norris	Duffy (9-10)	Greene	21,650	78	2,131,878				
9/29	Arz	N	W	2-1	79-81	3	-22.0	Kennedy (5-13)	Greinke	Minor (5)	23,488	79	2,155,366				
9/30	Arz	N	W	4-3	80-81	3	-21.0	Junis (9-3)	Bradley	Minor (6)	32,727	80	2,188,093				
October (0-1)																	
10/1	Arz	N	L	2-14	80-82	3	-22.0	Banda	Vargas (18-11)	-	32,277	81	2,220,370				



RECORD BREAKDOWN

Record	Post All-Star	July
80-82	36-39	16-10
Home	April	August
43-38	7-16	10-18
Road	May	September
37-44	15-14	15-14
Pre-All-Star	June	October
44-43	17-9	0-1

RECAPPING THE SEASON--The Kansas City Royals finished 80-82, their fifth-straight season with at least 80 victories. It snapped KC's streak of non-losing seasons at four (2013-16). The Royals had a shot at finishing .500 for the second consecutive year, but dropped their season finale to Arizona, 14-2. Since the start of 2013, the Royals have gone 431-379 (.532), tying for the third-best record in the American League and tied for eighth in the Majors during that span.

HOME RUN RECORDS FALL--The Royals hit a team-record 193 home runs in 2017, shattering the old mark of 168 set in 1987. The quartet of Mike Moustakas (38), Salvador Perez (27), Eric Hosmer (25) and Brandon Moss (22) became the third foursome in franchise history to hit at least 20 home runs in the same season. The other two occasions were in 1977 -- Al Cowens (23), John Mayberry (23), George Brett (22) and Hal McRae (21) -- and 1987 -- Danny Tartabull (34), Steve Balboni (24), Brett (22) and Bo Jackson (22). Individual home run highlights included:

- 👑 Moustakas' 38 roundtrippers broke the 32-year-old franchise record, which was held by Steve Balboni (36). He hit 25 homers before the All-Star break, the most by a Royal and most by an AL third baseman since Miguel Cabrera had 30 homers at the break in 2013.
- 👑 Perez hit a career-high 27 home runs, including a club-record 24 as a catcher. Since the start of 2015, Perez's 66 dingers as a backstop are the most in the Major Leagues.
- 👑 Hosmer matched his career-high with 25 dingers, going deep in his last official at-bat of the season. He became the first Royal to hit 25+ homers in consecutive seasons since Carlos Beltran (29, 26) in 2002-03.
- 👑 Whit Merrifield hit 19 home runs, after going deep just twice in 2016. His 18 roundtrippers as a second baseman were the third-most in franchise history, behind Frank White's 22 homers as a second sacker in 1985 and '86.

CAPTAINS OF THE COMEBACK--The Royals collected 46 come-from-behind victories, the second-most in franchise history, behind only the 1977 A.L. West champion club's 50. KC's 46 comebacks in 2017 were third-most in baseball, as both the Angels and Dodgers won 47 times after trailing. Kansas City's largest comeback of the year came on June 6, when it rallied back from a six-run deficit to knock off the eventual World Series champion Astros, 9-7.

HOME SWEET HOME--The club enjoyed its fifth-straight winning season at Kauffman Stadium, finishing 43-38 at home. After starting the year 8-9 at 'The K.' KC went 35-29 over its final 64 home contests (.547). Dating back to the start of 2013, the Royals are tied for the fourth-best home record in the American League, going 227-178 (.560).

FLASHING LEATHER--Kansas City set a franchise record, committing just 79 errors during their 162-game ledger. The Royals' total was their lowest in a non-strike year, topping the 85 miscues by the 2013 club. KC's .987 fielding percent was the best in club history and tied for second in the Major Leagues, behind only Miami (.988). The Royals led the big leagues in fewest errors for a large portion of the season, committing just 43 in their first 110 games.

BY THE SLIMMEST MARGIN--The Royals posted the second-best record in one-run games, going 25-16 (.610), which trailed only Seattle's 26-15 mark (.634). KC's 25 one-run victories were also fourth-most in the American League, behind the Angels (27), Seattle and Toronto (26 each).

EVERYONE PITCHING IN--The club used 29 different pitchers during the season, including 14 different starters. Both totals were highs by a Royals team since 2006, when KC used 31 pitchers and 17 starting pitchers. The Royals' 14 starters were tied for the fourth-most in the Majors with Toronto, trailing only Seattle (17), Cincinnati and Minnesota (16 each). However, the 29 pitchers used overall were tied for 12th in the Majors, with the Mariners' 40 setting the standard.

ALL-STAR SELECTIONS--For the fifth-straight season, the Royals boasted multiple All-Stars, as catcher Salvador Perez (fifth selection), third baseman Mike Moustakas (second selection) and left-handed pitcher Jason Vargas (first selection) all suited up for the American League in Miami. Perez became the first Royal to start four consecutive All-Star Games since George Brett (1981-85) did it in five-straight. Moustakas was selected as part of the Final Vote for the second time in his career (also in 2015) and also participated in the Home Run Derby, becoming the first Royal to do so since Danny Tartabull (1991). Vargas became the first KC starting pitcher selected to the Midsummer Classic since Zack Greinke (2009).

A NEW HOME RUN CHAMP--Third baseman Mike Moustakas became the Royals' single-season home run champion, blasting a career-high 38. With his solo shot in Toronto on September 20, Moose passed Steve Balboni, whose 36 roundtrippers stood as the franchise record since 1985. Five days later, Moustakas tied the all-time Kansas City home run record with his 38th blast, at Yankee Stadium, equaling Bob Cerv's 1958 total as a member of the Kansas City A's.



THE LAND OF HOZ--First baseman Eric Hosmer set several career highs during the 2017 campaign, beginning with his 192 hits, which were the most by a Royal in five seasons. Hoz finished second in the AL in hits, behind only Jose Altuve (204) and finished third in the Junior Circuit in batting average (.318), fourth in on-base percentage (.385) and tied for fourth in multi-hit games (53). He also tied for the Major League lead, playing in all 162 games. Hosmer got off to a slow start, batting just .195 through his first 20 games, but hit .335 (172-for-514) after May 1, which was the third-highest average in the Majors during that time.

WHIT'S BIG YEAR--For a player that was not on the Royals' Opening Day roster, Whit Merrifield had a huge impact on KC's success. He led the American League with 34 stolen bases, while he also collected 32 doubles to become just the fourth Royal (fifth occurrence) to collect at least 32 doubles and 34 steals in the same season, joining Johnny Damon (1999 and 2000), Carlos Beltran (2002) and Amos Otis (1970). He also hit 19 home runs, joining Beltran (twice) and Otis as the only Royals with 19+ homers, 30+ doubles and 30+ steals in the same year. After a slow start, Merrifield hit .296 (158-for-534) from May 7 on, collecting the third-most hits in the AL in that span.

ESKY GOES STREAKING--Alcides Escobar started all 162 games as the Royals' shortstop for the second consecutive year. His streak of consecutive starts stands at 333, dating back to September 26, 2015, which is the longest active run in the Majors according to *Elias Sports Bureau*. He also has the longest streak of consecutive starts at shortstop with the same club since Cal Ripken started 2,216-straight contests for the Orioles from 1982-96. He's also the only player in the Majors to appear in all 162 games each of the last two seasons.

OH WHAT A NIGHT!--Eric Hosmer had a night to remember in Detroit on July 26, becoming the first player in franchise history and just the 13th Major League player since at least 1920 with five hits, five runs scored and six RBI in a single game. Hoz's five hits matched a career high, while he set his single-game bests in runs and RBI, capping his night with his first grand slam at the Major League level.

ALL ABOUT THE WINS--Lefty Jason Vargas tied for the Major League lead in wins, finishing with a career-high 18, matching Clayton Kershaw, Corey Kluber and Carlos Carrasco. His total was the most by a KC hurler since Kevin Appier went 18-8 in 1993, while he became the first Royals pitcher to finish at least tied for the MLB lead in wins since Bret Saberhagen (23) in 1989. Vargy opened the season winning 12 of his first 16 starts, while leading the American League with a 2.22 ERA through June 30. He won seven consecutive starts from May 27-June 30, including his seventh career shutout on June 2 vs. Cleveland (4-0).

MINOR BECOMES MAJOR CONTRIBUTOR--Mike Minor was a key man out of the Royals' bullpen for the duration of the 2017 season, but finished the year as the team's closer. The southpaw went 6-for-6 in save opportunities down the stretch. After a rough start to the

2017 MONTHLY AWARDS

Month	Player	Pitcher
April	Mike Moustakas	Jason Vargas
May	Eric Hosmer	Mike Minor
June	Lorenzo Cain	Jason Vargas
July	Eric Hosmer	Danny Duffy
August	Eric Hosmer	Jakob Junis
September	Alcides Escobar	Mike Minor

second half, Minor allowed just one run in his final 14 appearances (0.59 ERA), while holding opponents to a .176 average in that span (9-for-51). He recorded the second-most strikeouts by a KC left-handed reliever (88), trailing only Tim Collins' 93 in 2012, while his six saves were tops by a Royals southpaw since Jeremy Affeldt (13) in 2004. Prior to this season, he had not pitched in the Major Leagues since 2014, after suffering a torn labrum with Atlanta during Spring Training in 2015.

FANTASTIC FIRST YEAR--Jakob Junis enjoyed an outstanding rookie campaign, going 9-3 in 20 appearances (16 starts). His nine victories were tied for second among American League rookies, trailing only Angels' righty, Parker Bridwell. Junis' year included six trips up-and-down from the minor leagues before being recalled for the final time on August 14. He won six-straight decisions between July 24-September 20, which tied for the third-longest streak by a rookie in franchise history, behind only Dennis Leonard (1975) and Tom Gordon (1989), who both won seven in a row.

FEW DAYS OFF--Side-arm righty Peter Moylan had very few days in between appearances this season, tying with Bryan Shaw for the Major League lead with 79 relief outings. His total was the second-most in franchise history, behind only Dan Quisenberry's 84 appearances in 1985. Moylan, who didn't sign with the club until February 17, was also one of the most effective arms in the KC 'pen, allowing just one run over his final 22 appearances (0.52 ERA). After the All-Star break, the 38-year-old had the third-lowest opponents' batting average in the Majors (.135).

YOST CONTINUES TO CLIMB--Manager Ned Yost completed his seventh full season with the club after taking the reigns on May 13, 2010, standing three games below .500 at 629-632 with Kansas City. Since the start of 2013, Yost has guided the Royals to a 431-379 record (.532). He is the franchise's all-time wins leader, passing Whitey Herzog (410) during the 2016 season. Yost ranks seventh among active managers in wins (1,086) and games (2,220), while he's 49th all-time in games and 52nd in wins.

ANOTHER SOLID YEAR AT THE GATE--The Royals drew 2,220,370 fans to Kauffman Stadium in 2017, the third year in a row that the club broke the 2 million mark. The last time KC drew over 2 million in three consecutive years or more was 1985-91 (seven-straight). The Royals' home attendance of 7,486,541 since the start of 2015 is the highest three-year stretch in franchise history.



American League

EAST	WON	LOST	PCT.	GB	HOME	ROAD	VS. EAST	VS. CENTRAL	VS. WEST	VS. N.L.
*Boston	93	69	.574	-	48-33	45-36	41-35	20-14	16-16	16-4
#New York	91	71	.562	2.0	51-30	40-41	44-32	18-15	14-19	15-5
Tampa Bay	80	82	.494	13.0	42-39	38-43	35-41	18-15	16-17	11-9
Toronto	76	86	.469	17.0	42-39	34-47	33-43	13-18	21-14	9-11
Baltimore	75	87	.463	18.0	46-35	29-52	37-39	13-21	17-15	8-12

CENTRAL	WON	LOST	PCT.	GB	HOME	ROAD	VS. EAST	VS. CENTRAL	VS. WEST	VS. N.L.
*Cleveland	102	60	.630	-	49-32	53-28	22-12	50-26	24-8	6-14
#Minnesota	85	77	.525	17.0	41-40	44-37	15-18	41-35	16-17	13-7
KANSAS CITY	80	82	.494	22.0	43-38	37-44	17-15	35-41	19-15	9-11
Chicago	67	95	.414	35.0	39-42	28-53	13-20	33-43	15-18	6-14
Detroit	64	98	.395	38.0	34-47	30-51	16-17	31-45	9-24	8-12

WEST	WON	LOST	PCT.	GB	HOME	ROAD	VS. EAST	VS. CENTRAL	VS. WEST	VS. N.L.
*Houston	101	61	.623	-	48-33	53-28	21-13	15-17	50-26	15-5
Los Angeles	80	82	.494	21.0	43-38	37-44	19-13	11-23	39-37	11-9
Seattle	78	84	.481	23.0	40-41	38-43	13-19	18-16	35-41	12-8
Texas	78	84	.481	23.0	41-40	37-44	12-20	18-16	34-42	14-6
Oakland	75	87	.463	26.0	46-35	29-52	16-19	20-11	32-44	7-13

National League

EAST	WON	LOST	PCT.	GB	HOME	ROAD	VS. EAST	VS. CENTRAL	VS. WEST	VS. A.L.
*Washington	97	65	.599	-	47-34	50-31	47-29	19-15	21-11	10-10
Miami	77	85	.475	20.0	42-36	35-49	34-42	15-19	19-13	9-11
Atlanta	72	90	.444	25.0	37-44	35-46	33-43	11-21	19-15	9-11
New York	70	92	.432	27.0	37-44	33-48	37-39	14-19	12-21	7-13
Philadelphia	66	96	.407	31.0	39-42	27-54	39-37	11-21	11-23	5-15

CENTRAL	WON	LOST	PCT.	GB	HOME	ROAD	VS. EAST	VS. CENTRAL	VS. WEST	VS. A.L.
*Chicago	92	70	.568	-	48-33	44-37	21-13	46-30	13-19	12-8
Milwaukee	86	76	.531	6.0	46-38	40-38	18-14	40-36	17-17	11-9
St. Louis	83	79	.512	9.0	44-37	39-42	22-10	34-42	19-15	8-12
Pittsburgh	75	87	.463	17.0	44-37	31-50	21-13	33-43	11-21	10-10
Cincinnati	68	94	.420	24.0	39-42	29-52	13-20	37-39	13-20	5-15

WEST	WON	LOST	PCT.	GB	HOME	ROAD	VS. EAST	VS. CENTRAL	VS. WEST	VS. A.L.
*Los Angeles	104	58	.642	-	57-24	47-34	24-10	23-9	41-35	16-4
#Arizona	93	69	.574	11.0	52-29	41-40	19-14	17-16	45-31	12-8
#Colorado	87	75	.537	17.0	46-35	41-40	17-16	18-15	42-34	10-10
San Diego	71	91	.438	33.0	43-38	28-53	14-19	16-17	33-43	8-12
San Francisco	64	98	.395	40.0	38-43	26-55	9-23	18-16	29-47	8-12

* - DIVISION WINNER

- WILD CARD QUALIFIER



2017 HITTING/PITCHING

PLAYER	AVG	G	AB	R	H	2B	3B	HR	RBI	SH	SF	HP	BB	SO	SB	CS	GDP	E	SLG	OBP
Bonifacio, J.	.255	113	384	55	98	15	1	17	40	0	1	2	35	118	1	1	8	4	.432	.320
Burns, B.	.167	7	6	1	1	0	0	0	0	0	0	0	0	1	0	1	0	0	.167	.167
RIGHT	.000		2	0	0	0	0	0	0	0	0	0	0	1	0	0	0	0	.000	.000
LEFT	.250		4		1	0	0	0	0	0	0	0	0	0	0	0	0	0	.250	.250
Butera, D.	.227	75	163	18	37	4	1	3	14	1	0	1	12	41	0	0	2	3	.319	.284
Cabrera, M.	.285	156	620	78	177	30	2	17	85	2	6	2	36	74	1	2	19	2	.423	.324
KC	.269	58	223	24	60	13	2	4	29	0	3	1	11	22	1	2	12	0	.399	.303
RIGHT	.256		43		11	2	0	1	6	0	2	0	4	3					.372	.306
LEFT	.272		180		49	11	2	3	23	0	1	1	7	19			10		.406	.302
Cain, L.	.300	155	584	86	175	27	5	15	49	0	2	5	54	100	26	2	20	7	.440	.363
Colon, C.	.176	7	17	1	3	0	0	0	0	1	0	0	1	3	0	0	2	0	.176	.222
Cuthbert, C.	.231	58	143	10	33	7	0	2	18	0	1	0	9	39	0	0	2	6	.322	.275
Escobar, A.	.250	162	599	71	150	36	5	6	54	7	4	4	15	102	4	7	14	15	.357	.272
Gallagher, C.	.250	13	24	2	6	1	0	1	5	0	0	0	3	4	0	0	1	0	.417	.333
Gordon, A.	.208	148	476	52	99	20	2	9	45	2	4	14	45	126	7	4	7	2	.315	.293
Gore, T.	.000	12	4	2	0	0	0	0	0	0	0	0	1	2	2	2	0	0	.000	.200
Hosmer, E.	.318	162	603	98	192	31	1	25	94	0	2	66	104	6	1	20	4	.498	.385	
Merrifield, W.	.288	145	587	80	169	32	6	19	78	1	7	6	29	88	34	8	13	12	.460	.324
Mondesi, R.	.170	25	53	4	9	1	0	1	3	4	0	0	3	22	5	2	2	1	.245	.214
RIGHT	.231		13		3	0	0	1	1	0	0	0	7					.231	.231	
LEFT	.150		40		6	1	0	1	2	3	0	0	3	15				0	.250	.209
Moss, B.	.207	118	362	41	75	14	0	22	50	0	2	0	37	128	2	0	7	0	.428	.279
Moustakas, M.	.272	148	555	75	151	24	0	38	85	0	6	3	34	94	0	0	18	12	.521	.314
Orlando, P.	.198	39	86	9	17	3	0	2	6	0	0	2	1	20	1	1	3	0	.302	.225
Perez, S.	.268	129	471	57	126	24	1	27	80	0	5	5	17	95	1	0	23	5	.495	.297
Soler, J.	.144	35	97	7	14	5	0	2	6	0	0	1	12	36	0	0	5	0	.258	.245
Torres, R.	.243	33	74	9	18	3	0	4	0	0	1	4	12	1	0	1	0	.284	.291	
RIGHT	.227		22		5	1	0	2	0	0	0	1	5					.273	.261	
LEFT	.250		52		13	2	0	2	0	0	1	3	7					.288	.304	
Alexander, S.	.000	58	3	0	0	0	0	0	0	0	0	0	1	0	0	0	2	.000	.000	
Cahill, T.	.000	10	1	0	0	0	0	0	0	0	0	0	1	0	0	0	0	.000	.000	
Duffy, D.	.500	24	2	0	1	0	0	0	0	0	0	0	1	0	0	0	0	.500	.500	
Gaviglio	.200	16	5	1	1	0	0	0	0	0	0	0	2	0	0	0	1	.200	.200	
KC	.000	4	0	0	0	0	0	0	0	0	0	0	0	0	0	0	0	.000	.000	
Hammel, J.	.000	32	8	0	0	0	0	0	1	0	0	0	2	0	0	1	0	.000	.000	
Junis, J.	.000	20	3	0	0	0	0	0	0	0	0	0	3	0	0	0	1	.000	.000	
Kennedy, I.	.333	30	3	0	1	0	0	0	0	0	0	1	0	0	0	0	3	.333	.500	
Vargas, J.	.250	32	4	0	1	0	0	0	0	0	0	0	1	0	0	0	0	.250	.250	
Wood, T.	.000	28	1	0	0	0	0	0	0	0	0	0	0	0	0	1	0	.000	.000	
KANSAS CITY	.259	162	5536	702	1436	260	24	193	660	17	37	45	390	1166	91	31	160	79	.420	.311
OPPONENTS	.265	162	5580	791	1480	274	40	196	765	21	46	52	519	1216	87	30	127	85	.434	.331

PITCHER	W	L	ERA	G	GS	CG	SHO	SV	IP	H	R	ER	HR	HB	BB	SO	WP	BK	OPP	AVG
Albuquerque, A.	0	2	2.50	21	0	0	0	0	18.0	10	5	5	0	0	8	14	0	0	.159	
KC	0	1	3.60	11	0	0	0	0	10.0	7	4	4	0	0	6	9	0	0	.194	
Alexander, S.	5	4	2.48	58	0	0	0	4	69.0	62	23	19	3	0	28	59	3	0	.246	
Almonte, M.	0	0	13.50	2	0	0	0	0	2.0	5	3	3	0	0	2	0	0	0	.556	
Buchter, R.	1	0	2.67	29	0	0	0	0	27.0	16	10	8	3	3	8	18	0	0	.170	
Cahill, T.	0	0	8.22	10	3	0	0	0	23.0	33	21	21	10	0	21	15	2	0	.344	
Duffy, D.	9	10	3.81	24	24	0	0	0	146.1	143	67	62	13	4	41	130	2	2	.257	
Farrell, L.	0	0	16.88	1	1	0	0	0	2.2	7	5	5	1	0	3	2	0	0	.467	
Feliz, N.	1	0	4.74	20	0	0	0	0	19.0	17	11	10	1	1	8	16	1	0	.236	
Flynn, B.	0	0	3.86	1	0	0	0	0	2.1	3	1	1	0	0	0	0	0	0	.375	
Garcia, O.	0	1	13.50	2	1	0	0	0	6.0	12	9	9	2	0	5	2	0	0	.444	
Gaviglio, S.	4	5	4.36	16	13	0	0	0	74.1	76	41	36	16	3	26	49	1	2	.270	
KC	1	0	3.00	4	2	0	0	0	12.0	13	4	4	1	1	5	9	0	0	.271	
Hammel, J.	8	13	5.29	32	32	0	0	0	180.1	209	109	106	26	9	48	145	7	1	.284	
Herrera, K.	3	3	4.25	64	0	0	0	0	59.1	60	33	28	9	1	20	56	2	0	.255	
Junis, J.	9	3	4.30	20	16	0	0	0	98.1	101	52	47	15	9	25	80	3	1	.264	
Karns, N.	2	2	4.17	9	8	0	0	0	45.1	41	21	21	9	2	13	51	2	0	.237	
Kennedy, I.	5	13	5.38	30	30	0	0	0	154.0	143	99	92	34	5	61	131	4	1	.246	
Machado, A.	0	0	22.09	2	0	0	0	0	3.2	10	9	9	2	0	3	1	0	0	.476	
Maness, S.	1	0	3.72	8	0	0	0	0	9.2	16	5	4	3	0	4	4	0	0	.381	
Maurer, B.	2	2	8.10	26	0	0	0	2	20.0	34	18	18	4	0	11	21	0	0	.366	
McCarthy, K.	1	0	3.20	33	0	0	0	0	45.0	50	23	16	4	0	13	27	1	0	.276	
Minor, M.	6	6	2.55	65	0	0	0	6	77.2	57	23	22	5	1	22	88	5	0	.204	
Morin, M.	0	0	7.20	16	0	0	0	0	20.0	29	16	16	3	1	5	16	0	0	.345	
KC	0	0	7.94	6	0	0	0	0	5.2	8	5	5	0	0	3	6	0	0	.333	
Moylan, P.	0	0	3.49	79	0	0	0	0	59.1	40	26	23	4	5	25	46	1	0	.189	
Skoglund, E.	1	2	9.50	7	5	0	0	0	18.0	30	20	19	2	0	12	14	0	0	.375	
Soria, J.	4	3	3.70	59	0	0	1	0	56.0	49	24	23	1	1	20	64	4	0	.233	
Strahm, M.	2	5	5.45	24	3	0	0	0	34.2	30	22	21	6	3	22	37	3	0	.236	
Vargas, J.	18	11	4.16	32	32	1	0	0	179.2	181	84	83	27	5	58	134	6	1	.264	
Wood, T.	1	3	6.91	28	3	0	0	0	41.2	56	33	32	4	1	20	29	1	0	.329	
Young, C.	0	0	7.50	14	2	0	0	0	30.0	47	27	25	7	1	14	22	1	0	.353	
KANSAS CITY	80	82	4.61	162	162	1	6	39	1437.2	1480	791	737	196	52	519	1216	48	6	.265	
OPPONENTS	82	80	4.09	162	162	2	15	33	1440.0	1436	702	655	193	45	390	1166	65	4	.259	

2017 MISCELLANEOUS STATS



	Home		Road		Totals	
	W	L	W	L	W	L
Shutouts	4	7	2	8	6	15
SHO - Individual	1	0	0	0	1	0
Extra Innings	1	1	3	6	4	7
One-Run Decisions	17	6	8	10	25	16
Two-Run Decisions	9	8	8	5	17	13
VS. LH Starters	7	14	11	9	18	23
VS. RH Starters	36	24	26	35	62	59
Grass Fields	43	38	32	42	75	80
Artificial Fields	0	0	5	2	5	2
Day Games	13	11	13	16	26	27
Night Games	30	27	24	28	54	55

	Home		Road		Totals	
	W	L	W	L	W	L
Totals vs. A.L.	38	33	33	38	71	71
Totals vs. N.L.	5	5	4	6	9	11
Totals vs. A.L. East	9	6	8	9	17	15
Totals vs. A.L. Central	20	19	15	22	35	41
Totals vs. A.L. West	9	8	10	7	19	15
vs. Arizona	2	1	0	0	2	1
vs. Baltimore	3	0	0	3	3	3
vs. Boston	2	1	2	1	4	2
vs. Chicago White Sox	6	4	3	6	9	10
vs. Cleveland	4	5	3	7	7	12
vs. Colorado	2	1	0	0	2	1
vs. Detroit	5	5	6	3	11	8
vs. Houston	2	2	2	1	4	3
vs. Los Angeles Angels	3	0	3	1	6	1
vs. Los Angeles Dodgers	0	0	0	3	0	3
vs. Minnesota	5	5	3	6	8	11
vs. New York Yankees	1	2	1	3	2	5
vs. Oakland	1	2	2	1	3	3
vs. St. Louis	0	2	0	2	0	4
vs. San Diego	0	0	2	1	2	1
vs. San Francisco	1	1	2	0	3	1
vs. Seattle	2	2	3	0	5	2
vs. Tampa Bay	1	2	3	1	4	3
vs. Toronto	2	1	2	1	4	2
vs. Texas	1	2	0	4	1	6
Overall Totals	43	38	37	44	80	82

	KC	OPP		WON	LOST
Double Plays	145	177	Starters	52	58
Triple Plays	0	0	Relievers	28	24
Left on Base	1005	1114	Streaks	9	9
Grand Slam HR	5	4			
Home Runs - Home	88	86			
Home Runs - Road	105	110			
Doubleheaders (Home)	0-0-1				
Doubleheaders (Road)	0-0-1				

	Score by Innings															
	1	2	3	4	5	6	7	8	9	10	11	12	13	14	15	Total
Royals	61	60	81	98	74	83	86	108	44	4	-	3	-	-	-	702
Opponents	68	100	90	108	100	95	103	63	57	4	1	1	1	-	-	791

	Victory Margin														
	1	2	3	4	5	6	7	8	9	10	11	12	13	14	15+
Royals	25	17	5	11	7	5	3	3	-	1	1	1	-	1	-
Opponents	16	13	13	8	8	6	2	6	3	-	3	3	-	-	1



2017 AL CLUB STATS

Batting

CLUB	AVG	AB	R	H	2B	3B	HR	RBI	SH	SF	HP	BB	SO	SB	CS	GDP	SLG	OBP
Houston	.282	5611	896	1581	346	20	238	854	11	61	70	509	1087	98	42	139	.478	.346
Cleveland	.263	5511	818	1449	333	29	212	780	23	45	50	604	1153	88	23	125	.449	.339
New York	.262	5594	858	1463	266	23	241	821	18	56	64	616	1386	90	22	119	.447	.339
Baltimore	.260	5650	743	1469	269	12	232	713	10	37	50	392	1412	32	13	138	.435	.312
Minnesota	.260	5557	815	1443	286	31	206	781	26	39	46	593	1342	95	28	105	.434	.334
Kansas City	.259	5536	702	1436	260	24	193	660	17	37	45	390	1166	91	31	160	.420	.311
Seattle	.259	5551	750	1436	281	17	200	714	14	35	78	487	1267	89	35	131	.424	.325
Detroit	.258	5556	735	1435	289	35	187	699	11	27	52	503	1313	65	34	128	.424	.324
Boston	.258	5669	785	1461	302	19	168	735	9	36	53	571	1224	106	31	141	.407	.329
Chicago	.256	5513	706	1412	256	37	186	670	35	33	76	401	1397	71	31	124	.417	.314
Oakland	.246	5464	739	1344	305	15	234	708	13	40	43	565	1491	57	22	129	.436	.319
Tampa Bay	.245	5478	694	1340	226	32	228	671	16	48	55	545	1538	88	34	115	.422	.317
Texas	.244	5430	799	1326	255	21	237	756	27	39	81	544	1493	113	44	110	.430	.320
Los Angeles	.243	5415	710	1314	251	14	186	678	17	46	70	523	1198	136	44	141	.397	.315
Toronto	.240	5499	693	1320	269	5	222	661	25	35	51	542	1327	53	24	153	.412	.312
Totals	.256	83034	11443	21229	4194	334	3170	10901	272	614	884	7785	19794	1272	458	1958	.429	.324

Pitching

CLUB	W	L	ERA	G	CG	SHO	SV	IP	H	R	ER	HR	HB	BB	SO	WP	BK	AVG
Cleveland	102	60	3.30	162	7	19	37	1440.2	1267	564	529	163	45	406	1614	48	1	.236
Boston	93	69	3.70	162	5	11	39	1482.1	1384	668	610	195	49	465	1580	43	3	.245
New York	91	71	3.72	162	2	7	36	1448.2	1248	660	599	192	53	504	1560	83	4	.228
Tampa Bay	80	82	3.97	162	0	9	53	1445.0	1324	704	638	193	48	503	1352	83	4	.242
Houston	101	61	4.12	162	1	9	45	1446.0	1314	700	662	192	70	522	1593	86	4	.240
Los Angeles	80	82	4.20	162	1	10	43	1440.2	1373	709	672	224	44	470	1312	57	6	.251
Toronto	76	86	4.42	162	2	6	45	1465.0	1460	784	720	203	48	549	1372	53	4	.258
Seattle	78	84	4.46	162	1	9	39	1440.1	1399	772	713	237	53	490	1244	73	7	.254
Minnesota	85	77	4.59	162	6	11	42	1436.0	1487	788	732	224	69	483	1166	52	8	.266
Kansas City	80	82	4.61	162	1	6	39	1437.2	1480	791	737	196	52	519	1216	48	6	.265
Texas	78	84	4.66	162	2	6	29	1434.1	1443	816	742	214	74	559	1107	63	7	.261
Oakland	75	87	4.67	162	1	6	35	1431.0	1444	826	743	210	61	502	1202	84	3	.261
Chicago	67	95	4.78	162	0	3	25	1421.2	1384	820	755	242	68	632	1193	67	5	.254
Baltimore	75	87	4.97	162	1	10	35	1441.0	1505	841	795	242	60	579	1233	53	6	.269
Detroit	64	98	5.36	162	2	4	32	1420.1	1586	894	846	218	61	538	1202	53	4	.282
Totals	1225	1205	4.37	1215	32	126	574	21630.2	21098	11337	10493	3145	855	7721	19946	946	72	.254

Fielding

CLUB	PCT	G	PO	A	E	TC	DP	TP	PB
Cleveland	.987	162	4322	1447	76	5845	167	0	9
Minnesota	.987	162	4308	1477	78	5863	143	1	16
Kansas City	.987	162	4313	1525	79	5917	145	0	11
Los Angeles	.986	162	4322	1462	80	5864	135	0	10
Detroit	.985	162	4261	1389	85	5735	146	1	14
Toronto	.985	162	4395	1570	92	6057	145	0	8
Baltimore	.984	162	4323	1609	95	6027	175	2	8
New York	.984	162	4346	1468	95	5909	102	0	21
Houston	.983	162	4338	1526	99	5963	153	0	16
Tampa Bay	.983	162	4335	1433	100	5868	129	0	15
Seattle	.982	162	4321	1422	103	5846	147	0	15
Texas	.982	162	4303	1616	108	6027	173	0	8
Boston	.982	162	4447	1390	107	5944	126	1	19
Chicago	.981	162	4265	1541	114	5920	157	0	11
Oakland	.980	162	4293	1597	121	6011	162	0	16
Totals	.984	1215	64892	22472	1432	88796	2205	5	197



Team Batting

Most runs, game	16
Most runs, extra-inning game	9
Most hits, game	22
Most hits, extra-inning game	14
Fewest hits, game	1
Most runs, inning	9
Most hits, inning	8
Most doubles, game	7
Most doubles, extra-inning game	4
Most triples, game	2
Most triples, extra-inning game	-
Most home runs, game	5
Most home runs, extra-inning game	3
Most home runs, inning	3
Most extra-base hits, game	10
Most extra-base hits, extra-inning game	5
Most steals, game	4
Most times caught stealing, game	2
Most sacrifice flies, game	2
Most sacrifices, game	2
Most strikeouts, game	14
Most strikeouts, extra-inning game	17
Most walks, game	9
Most walks, extra-inning game	6
Most left on base, game	12
Most left on base, extra-inning game	11
Fewest left on base, game	1
Fewest left on base, extra-inning game	4
Most double plays turned	5
Most errors, game	3

Royals

Twice, last: July 26 @ Detroit	16
July 5 @ Seattle (10 innings)	9
July 26 @ Detroit	22
Twice, last: July 29 @ Boston (10 innings)	14
May 7 vs. Cleveland	1
Twice, last: July 26 @ Detroit (7th)	9
July 26 @ Detroit (7th)	8
September 6 @ Detroit	7
July 21 vs. Chicago White Sox	4
Twice, last: July 30 @ Boston	2
Twice, last: July 22 vs. Chicago White Sox	5
Thrice, last: July 24 @ Detroit (12 innings)	3
4 times, last: August 15 @ Oakland (8th)	3
September 6 @ Detroit	10
July 21 vs. Chicago White Sox	5
Thrice, last: September 20 @ Toronto	4
5 times, last: September 26 vs. Detroit	2
Thrice, last: June 30 vs. Minnesota	2
Twice, last: May 9 @ Tampa Bay	2
June 18 @ Los Angeles Angels	14
April 9 @ Houston (12 innings)	17
August 13 @ Chicago White Sox	9
May 9 @ Tampa Bay (12 innings)	6
Thrice, last: August 16 @ Oakland	12
Twice, last: July 21 vs. Chicago White Sox (10 inn.)	11
Twice, last: June 20 vs. Boston	1
July 24 @ Detroit (12 innings)	4
September 26 vs. Detroit	5
4 times, last: September 24 @ Chicago White Sox	3

Opponents

September 2 @ Minnesota	17
July 29 @ Boston (10 innings)	9
May 28 @ Cleveland	18
July 29 @ Boston (10 innings)	13
4 times, last: September 21 @ Toronto	2
August 27 @ Cleveland (2nd)	9
August 27 @ Cleveland (2nd)	8
5 times, last: September 25 @ N.Y. Yankees	5
September 14 @ Cleveland (10 innings)	5
6 times, last: September 11 vs. Chi. White Sox	2
Twice, last: July 29 @ Boston	1
September 5 @ Detroit	6
Twice, last: July 5 @ Seattle (10 innings)	3
August 27 @ Cleveland (2nd)	3
Twice, last: September 25 @ N.Y. Yankees	9
Twice, last: September 14 @ Cleveland	5
6 times, last: October 1 vs. Arizona	3
Thrice, last: September 9 vs. Minnesota	2
7 times, last: September 20 @ Toronto	2
Twice, last: September 9 vs. Minnesota	2
May 8 @ Tampa Bay	16
May 9 @ Tampa Bay (12 innings)	14
Twice, last: September 2 @ Minnesota	9
April 9 @ Houston (12 innings)	8
July 1 vs. Minnesota-1	15
Twice, last: September 14 @ Cleveland (10 inn.)	11
Twice, last: September 26 vs. Detroit	1
July 5 @ Seattle (10 innings)	3
September 7 vs. Minnesota	4
May 8 @ Tampa Bay	4

Individual Batting:

Most hits, game	5	Hosmer (July 26 @ Detroit)
Most hits, extra-inning game	4	Merrifield (July 29 @ Boston)
Most runs, game	5	Hosmer (July 26 @ Detroit)
Most doubles, game	3	Merrifield (September 6 @ Detroit)
Most triples, game	1	24 times, last: Escobar (September 27 vs. Detroit)
Most home runs, game	2	10 times, last: Perez (September 6 @ Detroit)
Most RBI, game	6	Hosmer (July 26 @ Detroit)
Most RBI, extra-inning game	3	Gordon, Merrifield (July 21 vs. Chicago White Sox)
Most total bases, game	9	4 times, last: Cain (June 16 @ LA Angels)
Most total bases, extra-inning game	7	Perez (May 9 @ Tampa Bay)
Most walks, game	3	4 times, last: Bonifacio (June 24 vs. Toronto)
Most stolen bases, game	3	Merrifield (July 2 vs. Minnesota)
Longest hitting streak (min. 5 games)	19	Merrifield (May 13-June 4)

Individual Pitching:

Most innings pitched, starter	9.0	Vargas (June 2 vs. Cleveland)
Most innings pitched, reliever	5.2	Garcia (August 27 @ Cleveland)
Most strikeouts, starter	12	Karns (May 13 vs. Baltimore)
Most strikeouts, reliever	4	10 times, last: McCarthy (September 13 vs. Chicago White Sox)
Most walks, starter	5	Twice, last: Cahill (August 9 @ St. Louis)
Most walks, reliever	4	Garcia (August 27 @ Cleveland)
Most runs allowed	7	10 times, last: Hammel (September 22 @ Chicago White Sox)
Most home runs allowed	4	Karns (April 21 @ Texas)
Consecutive scoreless innings, starter	15.2	Vargas (April 13-24)
Consecutive scoreless innings, reliever	15.0	Alexander (August 15-September 12)
Longest winning streak (2 or more)	7	Vargas (May 27-June 30)

Team Miscellaneous:

Longest winning streak, overall	9	July 19-28
Longest winning streak, home	6	July 19-August 3
Longest winning streak, road	6	June 10-16
Longest losing streak, overall	9	April 20-30
Longest losing streak, home	4	August 7-19
Longest losing streak, road	8	April 9-26
Longest game-inning, home	11	April 18 vs. San Francisco
Longest game-inning, road	13	April 20 @ Texas
Longest game-time, home	3:40	May 29 vs. Detroit
Longest game-time, road	3:44	June 10 @ San Diego
Longest game-time (extra-innings, home)	4:10	July 21 vs. Chicago White Sox (10 innings)
Longest game-time (extra-innings, road)	4:45	July 29 @ Boston (10 innings)
Shortest game-time home	2:19	June 2 vs. Cleveland
Shortest game-time road	2:16	July 9 @ LA Dodgers
Shortest game-time (extra-innings, home)	3:37	April 18 vs. San Francisco (11 innings)
Shortest game-time (extra-innings, road)	3:20	May 19 @ Minnesota (10 innings)
Largest crowd-home	40,019	April 10 vs. Oakland
Smallest crowd-home	17,727	September 12 vs. Chicago White Sox
Largest crowd-road	48,017	July 7 @ LA Dodgers
Smallest crowd-road	9,320	May 10 @ Tampa Bay
Largest winning margin	14	July 26 @ Detroit (16-2)
Largest losing margin	17	September 2 @ Minnesota (0-17)
Largest deficit overcome to win	6	June 6 vs. Houston (trailed 1-7 after 3 1/2; won 9-7)
Largest lead lost	4	Twice, last: September 22 @ Chicago White Sox (led 6-2 after 3 1/2, lost 6-7)



2017 OPENING DAY ROSTER (APRIL 3 AT MINNESOTA)

50

Pitchers (12): Danny Duffy (L), Jason Hammel, Kelvin Herrera, Nate Karns, Ian Kennedy, Mike Minor (L), Peter Moylan, Joakim Soria, Matt Strahm (L), Jason Vargas (L), Travis Wood (L), Chris Young

Catchers (2): Drew Butera, Salvador Perez

Infielders (6): Christian Colon, Cheslor Cuthbert, Alcides Escobar, Eric Hosmer (L), Raul Mondesi (S), Mike Moustakas (L)

Outfielders (5): Lorenzo Cain, Alex Gordon (L), Terrance Gore, Brandon Moss (L), Paulo Orlando

Disabled List (3): Hunter Dozier, Brian Flynn (L), Jorge Soler

<i>Date</i>	<i>Player</i>	<i>Transaction</i>
March 8	RHP-Kyle Zimmer	Optioned to Northwest Arkansas
March 13	RHP-Miguel Almonte	Optioned to Omaha
	RHP-Jakob Junis	Optioned to Omaha
	RHP-Kevin McCarthy	Optioned to Omaha
	1B-Samir Dueñez	Optioned to Northwest Arkansas
March 17	OF-Jorge Bonifacio	Optioned to Omaha
	INF/OF-Hunter Dozier	Optioned to Omaha
	RHP-Andrew Edwards	Optioned to Omaha
	C-Cam Gallagher	Optioned to Omaha
	OF-Bubba Starling	Optioned to Omaha
	INF-Ramón Torres	Optioned to Omaha
March 27	LHP-Scott Alexander	Optioned to Omaha
	OF-Billy Burns	Optioned to Omaha
	1B/OF-Peter O'Brien	Optioned to Omaha
April 1	INF/OF-Whit Merrifield	Optioned to Omaha
April 2	INF/OF-Hunter Dozier	Recalled from Omaha/placed on 60-day disabled list (left oblique strain)
	RHP-Peter Moylan	Selected from Omaha
	OF-Jorge Soler	Placed on 10-day disabled list (strained left oblique)
April 10	OF-Terrance Gore	Optioned to Omaha
April 11	LHP-Matt Strahm	Optioned to Omaha
April 12	LHP-Scott Alexander	Recalled from Omaha
	RHP-Jakob Junis	Recalled from Omaha
April 16	RHP-Jakob Junis	Optioned to Omaha
April 18	INF/OF-Whit Merrifield	Recalled from Omaha
April 21	OF-Jorge Bonifacio	Recalled from Omaha
	INF-Raúl Mondesi	Optioned to Omaha
	OF-Paulo Orlando	Optioned to Omaha
	OF-Jorge Soler	Began rehab assignment with Omaha
	LHP-Matt Strahm	Recalled from Omaha
May 5	RHP-Miguel Almonte	Recalled from Omaha /optioned postgame
	RHP-Ian Kennedy	Placed on 10-day disabled list (strained right hamstring)
May 6	OF-Jorge Soler	Returned from rehab assignment/reinstated from 10-day disabled list
May 9	LHP-Scott Alexander	Placed on 10-day disabled list (strained right hamstring)
	RHP-Jakob Junis	Recalled from Omaha
May 10	RHP-AI Alburquerque	Selected from Omaha
	INF-Christian Colón	Designated for assignment
	RHP-Jakob Junis	Optioned to Omaha
	RHP-Seth Maness	Selected from Omaha
	1B/OF-Peter O'Brien	Designated for assignment
May 16	INF-Christian Colón	Acquired off waivers by Miami
	1B/OF-Peter O'Brien	Acquired off waivers by Cincinnati
May 21	RHP-AI Alburquerque	Designated for assignment
	RHP-Miguel Almonte	Recalled from Omaha, 26th man
	OF-Alex Gordon	Placed on Paternity List
	RHP-Jakob Junis	Recalled from Omaha /optioned postgame
	RHP-Ian Kennedy	Reinstated from 10-day DL
	INF-Raúl Mondesi	Recalled from Omaha /optioned postgame
May 23	RHP-AI Alburquerque	Outrighted to Omaha
	INF/OF-Hunter Dozier	Began rehab assignment with Wilmington
May 24	OF-Alex Gordon	Reinstated from Paternity List
	RHP-Nate Karns	Placed on 10-day disabled list (right nerve irritation)
May 26	LHP-Scott Alexander	Began rehab assignment with Omaha
May 27	LHP-Brian Flynn	Began rehab assignment with Omaha
May 29	RHP-Miguel Almonte	Optioned to Omaha
	RHP-Kevin McCarthy	Recalled from Omaha
May 30	LHP-Danny Duffy	Placed on 10-day disabled list (strained right oblique)
	LHP-Eric Skoglund	Selected from Omaha
June 1	INF/OF-Hunter Dozier	Reinstated from 60-day DL/optioned to Omaha
	OF-Paulo Orlando	Recalled from Omaha /placed on 60-day DL (fractured shin)
June 3	OF-Billy Burns	Recalled from Omaha
	OF-Jorge Soler	Optioned to Omaha

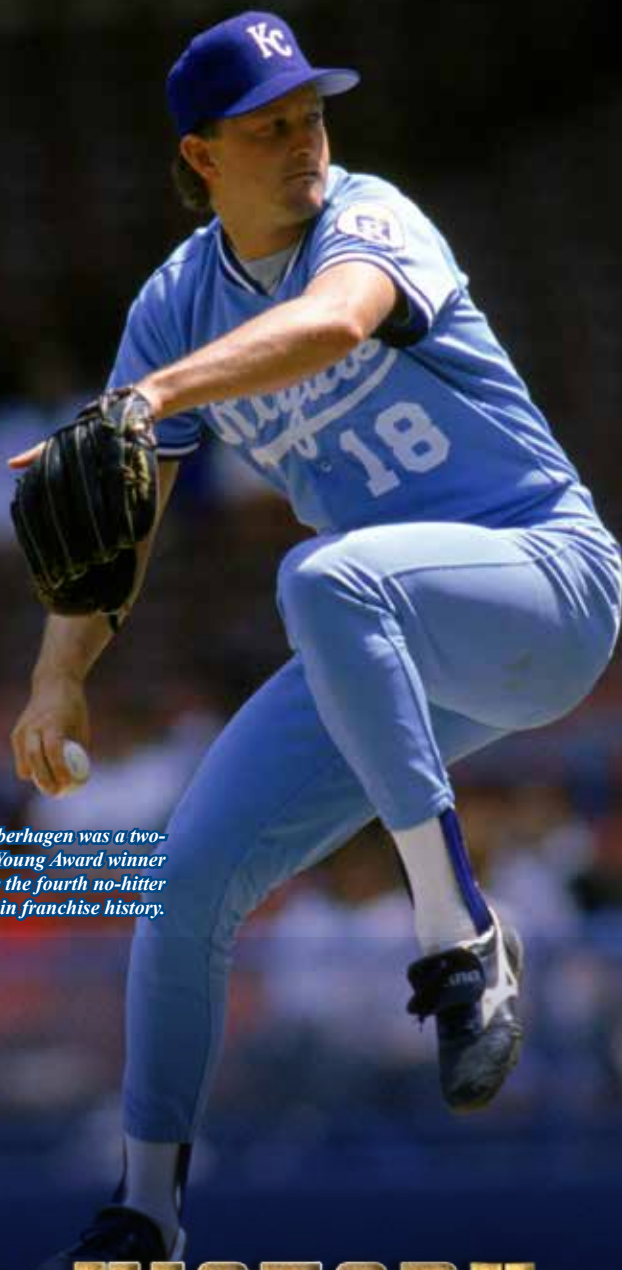


<i>Date</i>	<i>Player</i>	<i>Transaction</i>
June 5	RHP-Seth Maness	Optioned to Omaha
June 6	OF-Billy Burns	Optioned to Omaha
	RHP-Jakob Junis	Recalled from Omaha
June 7	LHP-Scott Alexander	Returned from rehab assignment/reinstated from 10-day DL
	RHP-Kevin McCarthy	Optioned to Omaha
	INF-Ramón Torres	Recalled from Omaha
June 19	RHP-Kevin McCarthy	Recalled from Omaha
	LHP-Eric Skoglund	Optioned to Omaha
June 23	RHP-Neftali Feliz	Signed as a Major League free agent (one-year contract)
	RHP-Chris Young	Designated for assignment
June 24	LHP-Danny Duffy	Began rehab assignment with Omaha
	RHP-Chris Young	Released
June 26	LHP-Brian Flynn	Reinstated from 60-day DL/optioned to Omaha
	RHP-Nate Karns	Transferred to 60-day disabled list (right arm nerve irritation)
June 28	INF-Cheslor Cuthbert	Placed on 10-day disabled list (left wrist sprain)
	OF-Jorge Soler	Recalled from Omaha
June 30	RHP-Jakob Junis	Optioned to Omaha
	LHP-Eric Skoglund	Recalled from Omaha
July 1	RHP-Miguel Almonte	Recalled from Omaha
	RHP-Luke Farrell	Selected from Omaha /recalled as 26th man/optioned postgame
	RHP-Seth Maness	Designated for assignment
	LHP-Matt Strahm	Placed on 10-day disabled list (torn left patellar tendon)
July 2	LHP-Eric Skoglund	Optioned to Omaha
July 3	LHP-Matt Strahm	Transferred to 60-day disabled list (torn left patellar tendon)
	RHP-AI Alburquerque	Selected from Omaha
July 4	RHP-Miguel Almonte	Optioned to Omaha
	LHP-Danny Duffy	Returned from rehab assignment/reinstated from 10-day DL
July 7	RHP-Seth Maness	Outrighted to Omaha
July 14	RHP-Miguel Almonte	Recalled from Omaha
	RHP-Neftali Feliz	Placed on Paternity List
July 17	RHP-Miguel Almonte	Optioned to Omaha
	OF-Billy Burns	Recalled from Omaha
	INF-Cheslor Cuthbert	Began rehab assignment with Omaha
	RHP-Neftali Feliz	Reinstated from Paternity List
	OF-Jorge Soler	Optioned to Omaha
July 21	OF-Paulo Orlando	Began rehab assignment with Northwest Arkansas
July 22	OF-Billy Burns	Optioned to Omaha
	RHP-Jakob Junis	Recalled from Omaha
July 24	RHP-Ryan Buchter/ RHP-Trevor Cahill/ RHP-Brandon Maurer	Acquired from San Diego, in exchange for LHP-Matt Strahm, LHP-Travis Wood and INF-Esteury Ruiz
	RHP-AI Alburquerque	Designated for assignment
	RHP-Luke Farrell	Designated for assignment
	LHP-Brian Flynn	Recalled from Omaha
July 25	LHP-Brian Flynn	Optioned to Omaha
	RHP-Jakob Junis	Optioned to Omaha
July 26	RHP-Kevin McCarthy	Optioned to Omaha
July 27	INF-Cheslor Cuthbert	Returned from rehab assignment
	OF-Paulo Orlando	Returned from rehab assignment
July 28	RHP-Luke Farrell	Acquired by Los Angeles Dodgers, in exchange for cash considerations
	OF-Terrance Gore	Recalled from Omaha
July 29	RHP-AI Alburquerque	Released
July 30	OF-Melky Cabrera	Acquired from Chicago White Sox, in exchange for LHP-Andre Davis and RHP-A.J. Puckett
	RHP-Andrew Edwards	Designated for assignment
	OF-Terrance Gore	Optioned to Omaha
August 1	INF-Cheslor Cuthbert	Began rehab assignment with Omaha
August 3	OF-Paulo Orlando	Began rehab assignment with Omaha
August 5	RHP-Andrew Edwards	Outrighted to Omaha
August 6	C-Cam Gallagher	Recalled from Omaha
	RHP-Jakob Junis	Recalled from Omaha , 26th man/optioned postgame
	C-Salvador Perez	Placed on 10-day disabled list (right intercostal strain)
August 8	INF-Cheslor Cuthbert	Returned from rehab assignment/reinstated from 10-day DL
	INF-Ramón Torres	Optioned to Omaha
August 10	RHP-Trevor Cahill	Placed on 10-day disabled list (right shoulder impingement)
	RHP-Kevin McCarthy	Recalled from Omaha
August 13	RHP-Kevin McCarthy	Optioned to Omaha
August 14	RHP-Jakob Junis	Recalled from Omaha
August 18	RHP-Kevin McCarthy	Recalled from Omaha
	RHP-Joakim Soria	Placed on 10-day disabled list (strained left oblique)
August 19	RHP-Neftali Feliz	Placed on 10-day disabled list (right ulnar nerve palsy)
	LHP-Eric Skoglund	Recalled from Omaha



2017-18 TRANSACTIONS (CONT.)

<i>Date</i>	<i>Player</i>	<i>Transaction</i>	
August 22	RHP-Miguel Almonte	Recalled from Omaha /placed on 60-day DL (right rotator cuff strain)	
	C-Cam Gallagher	Optioned to Omaha	
	OF-Paulo Orlando	Returned from rehab assignment/reinstated from 60-day DL/optioned to Omaha	
August 26	C-Salvador Perez	Reinstated from 10-day disabled list	
	LHP-Danny Duffy	Placed on 10-day disabled list (left elbow impingement)	
	LHP-Onelki Garcia	Selected from Omaha	
August 28	OF-Bubba Starling	Recalled from Omaha /placed on 60-day DL (strained right oblique)	
	LHP-Brian Flynn	Recalled from Omaha	
	LHP-Eric Skoglund	Optioned to Omaha	
August 29	LHP-Brian Flynn	Placed on 10-day disabled list (strained left groin)	
	LHP-Eric Skoglund	Recalled from Omaha	
	September 1	RHP-Trevor Cahill	Reinstated from 10-day disabled list
	RHP-Neftali Feliz	Reinstated from 10-day disabled list/released	
	LHP-Brian Flynn	Transferred to 60-day disabled list	
	C-Cam Gallagher	Recalled from Omaha	
	RHP-Sam Gaviglio	Claimed off waivers from Seattle	
	OF-Terrance Gore	Recalled from Omaha	
	RHP-Andres Machado	Selected from Omaha	
	INF-Raúl Mondesi	Recalled from Omaha	
	OF-Paulo Orlando	Recalled from Omaha	
	September 5	OF-Jorge Soler	Recalled from Omaha
	INF-Ramón Torres	Recalled from Omaha	
September 12	LHP-Onelki Garcia	Designated for assignment	
	RHP-Mike Morin	Claimed off waivers from Los Angeles Angels	
September 14	LHP-Onelki Garcia	Outrighted to Omaha	
September 16	RHP-Joakim Soria	Reinstated from 10-day disabled list	
September 17	LHP-Danny Duffy	Reinstated from 10-day disabled list	
October 2	OF-Billy Burns	Recalled from Omaha	
	INF-Hunter Dozier	Recalled from Omaha	
	RHP-Kyle Zimmer	Recalled from Omaha	
	1B-Samir Dueñez	Recalled from Northwest Arkansas	
	November 2	RHP-Miguel Almonte	Reinstated from 60-day disabled list
	LHP-Brian Flynn	Reinstated from 60-day disabled list	
	RHP-Nate Karns	Reinstated from 60-day disabled list	
	OF-Bubba Starling	Reinstated from 60-day disabled list	
	OF-Melky Cabrera	Elected free agency	
	RHP-Trevor Cahill	Elected free agency	
	OF-Lorenzo Cain	Elected free agency	
	INF-Alcides Escobar	Elected free agency	
	1B-Eric Hosmer	Elected free agency	
	INF-Mike Moustakas	Elected free agency	
	RHP-Peter Moylan	Elected free agency	
	LHP-Jason Vargas	Elected free agency	
	November 3	LHP-Mike Minor	Elected free agency
	November 20	LHP-Eric Stout	Contract selected from Omaha
		LHP-Tim Hill	Contract selected from Northwest Arkansas
		C-Meibrys Vilorio	Contract selected from Lexington
December 1	OF-Terrance Gore	Elected free agency	
December 5	RHP-Wily Peralta	Signed as a Major League free agent	
December 7	RHP-Scott Barlow	Signed as a Major League free agent	
December 8	RHP-Mike Morin	Claimed off waivers by Seattle	
December 14	RHP-Brad Keller	Acquired from Cincinnati for future considerations (Rule 5 Draft)	
	RHP-Burch Smith	Acquired from New York Mets for future considerations (Rule 5 Draft)	
January 4	RHP-Trevor Oaks/	Acquired from Los Angeles Dodgers as part of a three-way trade, in exchange for	
January 29	INF-Erick Mejia	LHP-Scott Alexander (Dodgers) and RHP-Joakim Soria (White Sox)	
	INF-Alcides Escobar	Signed as a Major League free agent	
	RHP-Jesse Hahn/	Acquired from Oakland in exchange for 1B/OF-Brandon Moss, LHP-Ryan Buchter and	
	RHP-Heath Fillmyer	cash considerations	
February 28	INF-Lucas Duda	Signed as a Major League free agent	
	OF-Billy Burns	Designated for assignment	
March 4	OF-Billy Burns	Outrighted to Omaha	



Bret Saberhagen was a two-time Cy Young Award winner and threw the fourth no-hitter in franchise history.

HISTORY

R

50

R

50



5

George Brett

Third Baseman, 1973-93

George Brett wrapped up a 21-year Hall of Fame career with the Royals in 1993 after establishing himself as one of the greatest baseball players to ever play the game.

He became the only Royal and just the 11th third baseman to be inducted into the Hall of Fame on July 25, 1999 after receiving 98 percent of the votes, the sixth-highest mark in history. He had his number retired by the Royals May 14, 1994.

At the conclusion of Brett's career, he was the only player in Major League history to amass more than 3,000 hits, 300 home runs, 600 doubles, 100 triples and 200 stolen bases. He was the first player to win batting titles in three decades (1976, 1980, 1990) and retired as the AL career record holder for most intentional walks (229).

A 13-time All-Star, Brett is the club's all-time leader in every offensive category except stolen bases. He was the American League MVP in 1980, finished as the MVP runner up in 1976 and 1985, was a Rawlings Gold Glove Award winner in 1985 and was crowned the Royals Player of the Year eight times.

Brett hit .390 in his MVP season, posting the highest batting average since Ted Williams' .406 mark in 1941.

Born May 15, 1953 in Wheeling, W.V., he captivated the baseball world with his performance in the 1985 ALCS and World Series, earning ALCS MVP honors after the Royals rallied from a three games to one deficit against the Toronto Blue Jays.

Brett posted a .373 career World Series average, going 19-for-51 in 13 games, with three doubles, one triple, one home run and four RBI. He holds numerous ALCS records after recording a career batting average of .340 in the league championships.

He culminated his career with his 3,000th hit on September 30, 1992. Overall, he guided the Royals to seven postseasons and two World Series. During his 21-year career with the Royals, Kansas City posted 15 winning seasons, including eight seasons with at least 90 wins.



Brett's Royals Hall of Fame portrait

- 👑 Career Honors
- 👑 Inducted into the Baseball Hall of Fame in 1999
- 👑 Has number retired by the Royals, May 14, 1994
- 👑 Won three batting titles (1976, 1980, 1990) and became the only player to win titles in three decades
- 👑 Voted AL MVP in 1980 and runner up in 1976 and 1985
- 👑 Named to 13 All-Star Games
- 👑 Won Rawlings Gold Glove in 1985
- 👑 1985 ALCS MVP
- 👑 Played in seven postseasons and two World Series, hitting .337 in those contests
- 👑 Ranks 6th on MLB's all-time doubles list with 665
- 👑 Ranks 16th on MLB's all-time hits list with 3,154
- 👑 His career-best .390 average in 1980 ranked as the highest since Ted Williams' .406 mark in 1941
- 👑 One of five players in MLB history with 3,000 hits, 300 home runs and 200 steals
- 👑 Named Royals Player of the Year eight times

CAREER BATTING

Year	Club	AVG	G	AB	R	H	2B	3B	HR	RBI	SH	SF	HP	BB	SO	SB	CS	E
1973	KANSAS CITY	.125	13	40	2	5	2	0	0	0	1	0	0	0	5	0	0	1
1974	KANSAS CITY	.282	133	457	49	129	21	5	2	47	6	2	0	21	38	8	5	21
1975	KANSAS CITY	.308	159	634	84	195	35	13	11	90	9	6	2	46	49	13	10	26
1976	KANSAS CITY	.333	159	645	94	215	34	14	7	67	2	8	1	49	36	21	11	26
1977	KANSAS CITY	.312	139	564	105	176	32	13	22	88	3	3	2	55	24	14	12	21
1978	KANSAS CITY	.294	128	510	79	150	45	8	9	62	3	5	1	39	35	23	7	16
1979	KANSAS CITY	.329	154	645	119	212	42	20	23	107	1	4	0	51	36	17	10	31
1980	KANSAS CITY	.390	117	449	87	175	33	9	24	118	0	7	1	58	22	15	6	17
1981	KANSAS CITY	.314	89	347	42	109	27	7	6	43	0	4	1	27	23	14	6	14
1982	KANSAS CITY	.301	144	552	101	166	32	9	21	82	0	5	1	71	51	6	1	17
1983	KANSAS CITY	.310	123	464	90	144	38	2	25	93	0	3	1	57	39	0	1	25
1984	KANSAS CITY	.284	104	377	42	107	21	3	13	69	0	7	0	38	37	0	2	14
1985	KANSAS CITY	.335	155	550	108	184	38	5	30	112	0	9	3	103	49	9	1	15
1986	KANSAS CITY	.290	124	441	70	128	28	4	16	73	0	4	4	80	45	1	2	16
1987	KANSAS CITY	.290	115	427	71	124	18	2	22	78	0	8	1	72	47	6	3	9
1988	KANSAS CITY	.306	157	589	90	180	42	3	24	103	0	7	3	82	51	14	3	10
1989	KANSAS CITY	.282	124	457	67	129	26	3	12	80	0	9	3	59	47	14	4	2
1990	KANSAS CITY	.329	142	544	82	179	45	7	14	87	0	7	0	56	63	9	2	7
1991	KANSAS CITY	.255	131	505	77	129	40	2	10	61	1	8	0	58	75	2	0	1
1992	KANSAS CITY	.285	152	592	55	169	35	5	7	61	0	4	6	35	69	8	6	3
1993	KANSAS CITY	.266	145	560	69	149	31	3	19	75	0	10	3	39	67	7	5	0
Major League Totals		.305	2707	10349	1583	3154	665	137	317	1596	26	120	33	1096	908	201	97	292



20 Frank White

Second Baseman, 1973-90

Frank White was the defensive star for the Royals from 1973 to 1990, winning eight *Rawlings* Gold Gloves, an American League record for second basemen at the time. Hall of Famer Bill Mazeroski (8), Ryne Sandberg (9) and Roberto Alomar (10) are the only second basemen in Major League history to accomplish the same feat. His number 20 was retired and he was inducted into the Royals Hall of Fame in 1995.

White claimed the *Rawlings* Gold Glove award six-straight seasons from 1977 to 1982 and missed an unprecedented ninth award in 1988 after committing just four errors that season and leading the league in fielding percentage.

He was selected to the All-Star team five times and earned the starting nod at second base in 1979. White, who ranked seventh all-time in fielding percentage among second basemen when he retired, was named the Royals' Player of the Year in 1983 and 1986.

A native of Kansas City, White was tabbed as the ALCS MVP in 1980 after hitting .545 (6-for-11) and driving in three runs to lead Kansas City to its first-ever World Series by defeating the New York Yankees.

In the 1985 World Series, White led all players with six RBI, hitting three doubles and a home run as KC rallied from a three games to one deficit to beat St. Louis.

Following his career-best 1986 season, White was selected to the Major League All-Star team that toured Japan in the offseason. He was also named to *The Sporting News* Silver Slugger Team.

The first-ever graduate of the experimental Royals Academy, White ranks second on the club's career charts in games (2,324), at bats (7,859) and hits (2,006). He also stands in the top five in career runs, doubles, triples, home runs, stolen bases, total bases and extra base hits. He hit three inside-the-park home runs during his playing career with the Royals.

White was honored with the Ernie Mehl Award for his contribution to the Kansas City community in 1988.



White's Royals Hall of Fame portrait

Career Honors

- 👑 Inducted into the Royals Hall of Fame and had number retired in 1995
- 👑 Named to five All-Star games
- 👑 Won eight *Rawlings* Gold Gloves, including six straight, from 1977-82
- 👑 The eight *Rawlings* Gold Gloves are tied for the third-most among second basemen all-time
- 👑 Voted ALCS MVP in 1980
- 👑 Named to TSN Silver Slugger Team in 1986
- 👑 Played in seven postseasons and two World Series
- 👑 Twice named Royals Player of the Year

CAREER BATTING

Year	Club	AVG	G	AB	R	H	2B	3B	HR	RBI	SH	SF	HP	BB	SO	SB	CS	E
1973	KANSAS CITY	.223	51	139	20	31	6	1	0	5	2	2	0	8	23	3	1	12
1974	KANSAS CITY	.221	99	204	19	45	6	3	1	18	5	0	0	5	33	3	4	12
1975	KANSAS CITY	.250	111	304	43	76	10	2	7	36	2	2	1	20	39	11	3	12
1976	KANSAS CITY	.229	152	446	39	102	17	6	2	46	18	3	3	19	42	20	11	23
1977	KANSAS CITY	.245	152	474	59	116	21	5	5	50	11	2	2	25	67	23	5	8
1978	KANSAS CITY	.275	143	461	66	127	24	6	7	50	9	2	3	26	59	13	10	16
1979	KANSAS CITY	.266	127	467	73	124	26	4	10	48	3	7	1	25	54	28	8	12
1980	KANSAS CITY	.264	154	560	70	148	23	4	7	60	9	4	2	19	69	19	6	10
1981	KANSAS CITY	.250	94	364	35	91	17	1	9	38	4	3	0	19	50	4	2	6
1982	KANSAS CITY	.298	145	524	71	156	45	6	11	56	7	5	2	16	65	10	7	17
1983	KANSAS CITY	.260	146	549	52	143	35	6	11	77	4	6	0	20	51	13	5	8
1984	KANSAS CITY	.271	129	479	58	130	22	5	17	56	4	3	2	27	72	5	5	11
1985	KANSAS CITY	.249	149	563	62	140	25	1	22	69	5	3	1	28	86	10	4	17
1986	KANSAS CITY	.272	151	566	76	154	37	3	22	84	2	7	2	43	88	4	4	10
1987	KANSAS CITY	.245	154	563	67	138	32	2	17	78	4	4	2	51	86	1	3	10
1988	KANSAS CITY	.235	150	537	48	126	25	1	8	58	7	6	4	21	67	7	3	4
1989	KANSAS CITY	.256	135	418	34	107	22	1	2	36	5	3	2	30	52	3	2	10
1990	KANSAS CITY	.216	82	241	20	52	14	1	2	21	0	3	3	10	32	1	0	8
Major League Totals		.255	2324	7859	912	2006	407	58	160	886	101	65	30	412	1035	178	83	206



10 Dick Howser

Manager, 1981-87

Career Honors

- 👑 Inducted into Royals Hall of Fame and had number retired in 1987
- 👑 Managed Royals during 1985 World Series title season
- 👑 Ranks third in team history with 404 wins as Royals manager
- 👑 Directed Royals to three division titles
- 👑 Guided KC to a 91-71 record in 1985, tied for sixth-most wins in franchise history
- 👑 ESPN Manager of the Year in 1984
- 👑 Named to 1961 All-Star team as a player
- 👑 1961 *Sporting News* Rookie of the Year
- 👑 Elected into the College Baseball Hall of Fame in 2008

Dick Howser managed the Royals from August 31, 1981 to February 23, 1987 before losing a courageous battle to cancer on June 17, 1987. During Howser's regime, the Royals won three division titles and a World Championship in 1985. His uniform number 10 was the first number retired by the Royals.

One of Major League Baseball's most successful and popular managers, he compiled a 404-365 record (.525) while skipping the Royals.

He guided the club in one of the most remarkable and endearing comebacks in Major League postseason history, defeating Toronto in the ALCS and St. Louis to win the 1985 World Series. His skills and ability to maneuver the lineup and roster played an important role in the club's success, as he capitalized on a strong starting pitching staff and maximized an offense that ranked 13th in average and runs scored.

Howser's World Series season was quite an encore for a manager who was named the ESPN Manager of the Year and finished second in the Baseball Writer's Manager of the Year balloting in 1984. His 1984 club was hampered by injuries throughout the year as his starting lineup was together for only 50 of the 162 games. Despite the injuries, he guided the Royals from a sixth-place standing and a 40-51 record on July 18, to capture the A.L. West crown by compiling an astonishing 44-25 record over the last 10 weeks.



Howser's Hall of Fame portrait

Overall, he compiled a 507-425 (.544) record at the big league level after guiding the New York Yankees to 103 wins in 1980, becoming just the fourth manager in baseball to win 100 games in his first year.

Howser began his professional career after twice earning All-America honors at Florida State. The 1961 *Sporting News* Rookie of the Year with the Kansas City A's, he was a member of the 1961 All-Star team and enjoyed an eight-year Major League playing career.

MANAGERIAL CAREER

Year	Club	League	GM	W	L	Pct.	Finish
1978	NEW YORK	AL East	1	0	1	.000	---
1980	NEW YORK	AL East	162	103	59	.636	1st
1981	KANSAS CITY	AL West	33	20	13	.609	*1st
1982	KANSAS CITY	AL West	162	90	72	.556	2nd
1983	KANSAS CITY	AL West	162	79	83	.488	2nd
1984	KANSAS CITY	AL West	162	84	78	.519	1st
1985	KANSAS CITY	AL West	162	91	71	.562	1st (WS)
1986	KANSAS CITY	AL West	88	40	48	.455	3rd

Major League Totals 932 507 425 .544

* Second half of season

CAREER BATTING

Year	Club	AVG	G	AB	R	H	2B	3B	HR	RBI	SH	SF	HP	BB	SO	SB	CS	E
1961	KANSAS CITY A'S	.280	158	611	108	171	29	6	3	45	8	3	5	92	38	37	9	38
1962	KANSAS CITY A'S	.238	83	286	53	68	8	3	6	34	9	3	1	38	8	19	2	13
1963	KANSAS CITY A'S	.195	15	41	4	8	0	0	0	1	1	0	0	7	3	0	0	2
	CLEVELAND	.247	49	162	25	40	5	0	1	10	4	2	0	22	18	9	3	9
1964	CLEVELAND	.256	162	637	101	163	23	4	3	52	10	4	2	76	39	20	7	20
1965	CLEVELAND	.235	107	307	47	72	8	2	1	6	10	2	1	57	25	17	4	7
1966	CLEVELAND	.229	67	140	18	32	9	1	2	4	4	2	0	15	23	2	4	5
1967	NEW YORK (AL)	.268	63	149	18	40	6	0	0	10	3	0	2	25	15	1	4	3
1968	NEW YORK (AL)	.153	85	150	24	23	2	1	0	3	3	0	2	35	17	0	1	3
	Major League Totals	.248	789	2483	398	617	90	17	16	165	58	16	13	367	186	105	34	100



42 Jackie Robinson

Second Baseman, 1947-56

Jackie Robinson broke the Major League color barrier in 1947. He went on to win Rookie of the Year that season and the 1949 N.L. MVP. Robinson was a six-time All-Star, compiling a .311 career batting average, 1,518 hits and 197 stolen bases in his 10-year Major League career. Prior to his historic stint in the Majors, Robinson played in Kansas City for the Monarchs in 1945. On April 15, 1997, the 50th anniversary of his debut, Major League Baseball retired his number.

ROYALS HALL OF FAME BUILDING

The Royals Hall of Fame, presented by Commerce Bank, is an education and entertainment venue blending the timelessness of a museum with the sheer fun of the ballpark for a one-of-a-kind outing at Kauffman Stadium. The 7,000+ square foot facility opened on July 17, 2009 and features dynamic exhibits that include artifacts, photos, documents and multi-media experiences tracing the history of professional baseball in Kansas City from the 1884 Kansas City Unions to the current day Kansas City Royals.

Fans can learn about the Royals founding and the special story of the innovative Royals Baseball Academy; the important role of player development and the minor leagues; hear more about great moments in Royals history; take a look back at the amazing careers of two of the greatest players to ever play—George Brett and Frank White; and relive the Royals championship seasons including Kansas City's first American League Championship in 1980, the amazing 1985 journey to a World Series title, the back-to-back American League Pennant winning seasons of 2014 and 2015 – and the unforgettable postseason run that made the 2015 Kansas City Royals into World Series Champions. Among the artifacts on display are:

- 👑 2015 World Series Trophy
- 👑 2015 World Series Final Out Baseball
- 👑 2015 American League Championship Trophy
- 👑 2014 American League Championship Trophy
- 👑 1985 World Series Trophy
- 👑 1985 American League Championship Trophy
- 👑 1980 American League Championship Trophy
- 👑 1976 American League West Championship Trophy
- 👑 1977 American League West Championship Trophy
- 👑 1978 American League West Championship Trophy
- 👑 1984 American League West Championship Trophy
- 👑 1980 American League MVP Award – Brett
- 👑 1985 American League Cy Young Award – Saberhagen
- 👑 1989 American League Cy Young Award – Saberhagen
- 👑 1994 American League Cy Young Award – Cone
- 👑 2009 American League Cy Young Award – Greinke
- 👑 Frank White's Eight Gold Gloves
- 👑 Alex Gordon's Five Gold Gloves
- 👑 Eric Hosmer's Three Gold Gloves
- 👑 Salvador Perez's Four Gold Gloves
- 👑 George Brett's 3,000th Hit Baseball & Bat
- 👑 Baseballs From Steve Busby's Two No-Hitters



HALL OF FAME HIGHLIGHTS

- 👑 History of the World Series Exhibit — The Royals Hall of Fame is honored to be working with our friends in Cooperstown on a feature exhibit celebrating the history of the World Series. The list of artifacts is scheduled to include the first pitch baseball from the first modern World Series in 1903, and shoes won by Hall of Famer Shoeless Joe Jackson in the infamous 1919 Fall Classic among others. It will also feature items from each of the Royals four World Series appearances – a bat used by Willie Aikens in the 1980 World Series; the cap worn by Bret Saberhagen in 1985 World Series-Game Seven; the cap worn by Yordano Ventura Cap in 2014 World Series-Game Six; and the jersey worn by Eric Hosmer in 2015 World Series-Game Five.
- 👑 Royals Hall of Fame Plaques — Learn about the accomplishments and contributions of all twenty-six (26) members of the Royals Hall of Fame. The organizations' highest honor was first awarded in 1986 to Royals pitcher Steve Busby and outfielder Amos Otis, with the most recent inductee being five-time All-Star first baseman Mike Sweeney.
- 👑 Dugout Theatre Film — Take a seat in an authentic replica of the Royals dugout and enjoy a tribute to the making of the 2015 World Champion Kansas City Royals. This full HD film, displayed on the 36-foot long screen of the Royals Hall of Fame Theater, features an inside perspective on the commitment and work of the entire organization - the 'Royal Way' – that delivered championship baseball back to Kansas City.
- 👑 Design Your Own Ballpark by Populous — This one-of-a-kind technological interactive exhibit allows guests to design their own ballpark. Fans can make key design decisions as their "ideal" ballpark changes and develops on the screen in front of them.



HISTORY OF ROYALS HALL OF FAME

The Royals Hall of Fame was established to honor individuals who have made exceptional contributions to the Royals organization. To date, 26 people have been inducted into the Royals Hall of Fame.

Class	Inductee	Position	Class	Inductee	Position
1986	Amos Otis	Outfielder	1996	Muriel Kauffman	Owner
	Steve Busby	Pitcher		John Mayberry	First Baseman
1987	Paul Splittorff	Pitcher	1998	Dan Quisenberry	Pitcher
	Cookie Rojas	Second Baseman	2000	Whitey Herzog	Manager
	Dick Howser	Manager		Willie Wilson	Outfielder
1989	Dennis Leonard	Pitcher	2003	Jeff Montgomery	Pitcher
	Hal McRae	Outfielder/DH	2004	Denny Matthews	Announcer
1992	Fred Patek	Shortstop	2005	Bret Saberhagen	Pitcher
	Larry Gura	Pitcher	2006	Mark Gubicza	Pitcher
	Joe Burke	President	2008	Art Stewart	Scouting/Advisor
1993	Ewing Kauffman	Owner	2011	Kevin Appier	Pitcher
1994	George Brett	Third Baseman	2012	George Toma	Groundskeeper
1995	Frank White	Second Baseman	2015	Mike Sweeney	First Baseman



KEVIN APPIER

RIGHT-HANDED PITCHER: 1989-99, 2003-04 (INDUCTED 2011)

Kevin Appier's one of a kind delivery and devastating mix of pitches made him one of the most dominant pitchers of his era. The three-time Royals Pitcher of the Year retired in 2004 as the club's all-time strikeout leader with 1,458. He made more Opening Day starts (7) than any Kansas City pitcher before him. Appier posted the lowest ERA (2.56) in the league in 1993 and was named to the 1995 American League All-Star team. He finished his career among the Royals Top 10 in almost every pitching category including wins (115), ERA (3.49), shutouts

Kevin Appier	W-L	ERA	G	GS	CG	SHO	SV	IP	H	ER	BB	SO
Kansas City (13 years)	115-92	3.49	287	275	32	10	0	1843.2	1671	714	634	1458



STEVE BUSBY

RIGHT-HANDED PITCHER: 1972-80 (INDUCTED 1986)

Steve Busby was one of the Royals' best pitchers and top competitors despite having his career shortened by a shoulder injury. From 1973-75, he averaged nearly 19 wins, 263.2 innings and 177 strikeouts per season while establishing many club records. A two-time All-Star, he became the only Major League pitcher to toss no-hitters in each of his first two big league seasons.

Steve Busby	W-L	ERA	G	GS	CG	SHO	SV	IP	H	ER	BB	SO
Kansas City (8 years)	70-54	3.72	167	150	53	7	0	1060.2	1003	438	433	659



JOE BURKE

GM/PRESIDENT: 1973-92 (INDUCTED 1992)

Under **Joe Burke's** guidance, baseball achieved its greatest success in Kansas City. He joined the club in 1973 and served as general manager from 1974-1981. He was president of the club from that time until cancer took his life in 1992. Burke was named Major League Executive of the Year in 1976 and "Mr. Baseball" at the Kansas City Baseball Awards Dinner in 1978.



MARK GUBICZA

RIGHT-HANDED PITCHER: 1984-96 (INDUCTED 2006)

Mark Gubicza, the third-winningest pitcher in Royals history, recorded 132 victories in his 13 seasons with the Royals from 1984-1996. A two-time All-Star, Gubicza made his debut with the Royals in 1984 at the age of 21. He went 14-10 in 1985 and posted a pivotal Game 5 win over Toronto in the ALCS. Gubicza ended his career as the Royals all-time strikeout leader with 1,366, a mark later eclipsed by Kevin Appier.



Kevin Appier	W-L	ERA	G	GS	CG	SHO	SV	IP	H	ER	BB	SO
Kansas City (13 years)	115-92	3.49	287	275	32	10	0	1843.2	1671	714	634	1458

LARRY GURA

LEFT-HANDED PITCHER: 1976-85 (INDUCTED 1992)

Larry Gura logged a 111-78 record as a Royal and a winning percentage of .587, the second-best mark in club history. The crafty lefthander was a member of the 1980 American League All-Star squad and twice was selected as the Royals Pitcher of the Year (1978 and 1981). He recorded a career-high 18 victories in 1980 and 1982.



Larry Gura	W-L	ERA	G	GS	CG	SHO	SV	IP	H	ER	BB	SO
Kansas City (10 years)	111-78	3.72	310	219	61	14	12	1701.1	1628	704	503	633

WHITEY HERZOG

MANAGER: 1975-79 (INDUCTED 2000)

Dorrel Norman Elvert “**Whitey**” **Herzog** managed the Royals from 1975-1979. He led the team to three-straight American League Western Division titles, the first division titles in club history. His top season came in 1977 when he managed the Royals to a club-record 102 wins. The 1976 UPI Manager of the Year, he has the second-most wins in club history with a career record of 410-304. Herzog was inducted into the National Baseball Hall of Fame in July, 2010.



Herzog	League	GM	W	L	WP	Finish
KC Total	AL West (5 years)	714	410	304	.574	3 A.L. West Championships

EWING KAUFFMAN

OWNER: 1968-93 (INDUCTED 1993)

The strength and integrity of **Ewing Kauffman's** ownership was the cornerstone of success for the Royals during the club's first 25 years. When purchasing the club as an expansion team in 1968, his primary motivation was to provide winning Major League Baseball for Kansas City. Prior to his death in 1993, he provided an innovative plan to ensure new ownership would keep baseball in Kansas City.



MURIEL KAUFFMAN

ROYALS FIRST LADY: 1968-95 (INDUCTED 1996)

Muriel Kauffman, the Royals' First Lady, was the driving force behind Mr. K's decision to buy the Kansas City Royals. She was a member of the club's Board of Directors and served as a major impetus to the smashing success of the Royal Lancers. Away from the ballpark, she established the Muriel McBrien Kauffman Foundation to support and perpetuate the performing arts and to advance education, research and prevention in the health field. “Mrs. K” passed away in 1995.





ROYALS HALL OF FAME (CONT.)



DENNIS LEONARD

RIGHT-HANDED PITCHER: 1974-86 (INDUCTED 1989)

Dennis Leonard is the only three-time 20-game winner in Royals history. The three-time Royals Pitcher of the Year holds the club's career record for complete games and shutouts, and single season highs in starts, complete games, innings pitched and strikeouts. His 130 wins from 1975-81 were the most by a right-handed pitcher in the Major Leagues.

Dennis Leonard	W-L	ERA	G	GS	CG	SHO	SV	IP	H	ER	BB	SO
Kansas City (12 years)	144-106	3.70	312	302	103	23	1	2187.0	2137	898	622	1323



DENNY MATTHEWS

BROADCASTER: 1969-PRESENT (INDUCTED 2004)

Denny Matthews, the 2007 Ford C. Frick Award winner, has been behind the microphone for the Royals since the club's first game in 1969. The "Voice of the Royals" has broadcast exclusively for the same team, without interruption, in six different decades. He was honored as the 2007 Ford C. Frick Award winner during Hall of Fame induction ceremonies on July 29, 2007. Matthews joined the Royals as the number two announcer alongside Buddy Blattner prior to KC's inaugural season in 1969. He then took over the number-one job following the 1975 season.



JOHN MAYBERRY

FIRST BASEMAN: 1972-77 (INDUCTED 1996)

John Mayberry was the Royals' first true power hitter and probably the most impressive. He was a bomber in a lineup that featured speed and gap hitters. In six seasons in Kansas City, he averaged 24 home runs and 94 RBI. He earned All-Star honors in both 1973 and 1974 and became the club's first 30-home run hitter with 34 dingers in 1975.

John Mayberry	AVG	G	AB	R	H	2B	3B	HR	RBI	BB	SO	SB
Kansas City (6 years)	.261	897	3131	459	816	139	10	143	552	561	457	16



HAL McRAE

OUTFIELDER/DESIGNATED HITTER: 1973-87 (INDUCTED 1989)

Hal McRae's hard-nosed, aggressive style of play set the tone for the Royals championship clubs. He spent 14 full seasons in a Royals uniform and was recognized as one of the AL's most prolific designated hitters. He was a three-time All-Star, led the league in doubles twice and topped the loop with 133 RBI in 1982. He earned Royals Player of the Year honors in 1974 and 1982.

Hal McRae	AVG	G	AB	R	H	2B	3B	HR	RBI	BB	SO	SB
Kansas City (15 years)	.293	1837	6568	873	1924	449	63	169	1012	616	697	105



JEFF MONTGOMERY

RIGHT-HANDED PITCHER: 1988-99 (INDUCTED 2003)

Hal McRae's hard-nosed, aggressive style of play set the tone for the Royals championship clubs. He spent 14 full seasons in a Royals uniform and was recognized as one of the AL's most prolific designated hitters. He was a three-time All-Star, led the league in doubles twice and topped the loop with 133 RBI in 1982. He earned Royals Player of the Year honors in 1974 and 1982.

Jeff Montgomery	W-L	ERA	G	GS	CG	SHO	SV	IP	H	ER	BB	SO
Kansas City (12 years)	44-50	3.20	686	0	0	0	304	849.1	760	302	287	720



AMOS OTIS

OUTFIELDER: 1970-83 (INDUCTED 1986)

Amos Otis' career with the Royals spanned 14 years as he patrolled centerfield and excelled at the plate. He compiled a solid .280 average in a Kansas City uniform with 193 home runs, 992 RBI and 340 stolen bases while winning three Gold Gloves and five All-Star nominations. He was the Royals Player of the Year three times (1971, '73 and '78).



Amos Otis	AVG	G	AB	R	H	2B	3B	HR	RBI	BB	SO	SB
Kansas City (14 years)	.280	1891	7050	1074	1977	365	65	193	992	739	953	340

FRED PATEK

SHORTSTOP: 1971-79 (INDUCTED 1992)

Despite being the smallest player in the big leagues at 5'4", Fred Patek was a cornerstone of the early success of the franchise. The slick-fielding shortstop wore a Royals uniform from 1971-79, posting a .241 average in 1,245 games, earning three All-Star game selections. He led the league with 11 triples in 1971 and with 53 stolen bases in 1977.



Fred Patek	AVG	G	AB	R	H	2B	3B	HR	RBI	BB	SO	SB
Kansas City (9 years)	.241	1245	4305	571	1036	182	41	28	382	413	586	336

DAN QUISENBERRY

RIGHT-HANDED PITCHER: 1979-88 (INDUCTED 1998)

Dan Quisenberry's bullseye control, submarine-style delivery and quick wit made him a favorite among his teammates, media, peers and fans. He earned the Royals Pitcher of the Year honors four times, was a three-time All-Star, led the A.L. in saves five times and was a five-time winner of the A.L. Fireman of the Year award. Quisenberry's life was claimed by cancer on September 30, 1998.



Dan Quisenberry	W-L	ERA	G	GS	CG	SHO	SV	IP	H	ER	BB	SO
Kansas City (10 years)	51-44	2.55	573	0	0	0	238	920.1	919	261	139	321

COOKIE ROJAS

SECOND BASEMAN: 1970-77 (INDUCTED 1987)

Cookie Rojas brought more than eight years of National League experience to the Royals in 1970. His experience and leadership abilities were felt immediately with the young expansion team, providing a solid base for future championships. Rojas was named to the American League All-Star team four consecutive years (1971-74).



Cookie Rojas	AVG	G	AB	R	H	2B	3B	HR	RBI	BB	SO	SB
Kansas City (8 years)	.268	880	3072	324	824	139	12	25	332	213	236	46

BRET SABERHAGEN

RIGHT-HANDED PITCHER: 1984-91 (INDUCTED 2005)

Bret Saberhagen is the only two-time Cy Young Award winner in Royals history. Saberhagen, the 1985 World Series MVP, pitched eight seasons for the Royals from 1984-91. He became the first KC pitcher and youngest pitcher in A.L. history to earn a Cy Young Award in 1985. He was a four-time Royals Pitcher of the Year and established a franchise record in wins with a 23-6 record and a league-best 2.16 ERA during his second Cy Young season of 1989.



Bret Saberhagen	W-L	ERA	G	GS	CG	SHO	SV	IP	H	ER	BB	SO
Kansas City (8 years)	110-78	3.21	252	226	64	14	1	1660.1	1551	593	331	1093



ROYALS HALL OF FAME (CONT.)



PAUL SPLITTORFF

LEFT-HANDED PITCHER: 1970-84 (INDUCTED 1987)

Paul Splittorff's big league career included action in 15 seasons from 1970-84. He was a mainstay on the staff from 1972-80 when he averaged nearly 15 wins and 220 innings per year. The big left-hander holds the Royals career records for wins, starts and innings pitched. In 1973, he became the first 20-game winner in Royals history. Cancer claimed "Split" in 2011.

Paul Splittorff	W-L	ERA	G	GS	CG	SHO	SV	IP	H	ER	BB	SO
Kansas City (15 years)	166-143	3.81	429	392	88	17	1	2554.2	2644	1082	780	1057



ART STEWART

SCOUTING/ADVISOR TO GM: 1969-PRESENT (INDUCTED 2008)

Art Stewart became the first scouting/player development associate to be inducted into the Royals Hall of Fame on June 28, 2008. Stewart joined the Royals organization as a scout following the 1969 season and served as the director of scouting from 1984-96. Since 1997, he has served the Royals GM as a senior advisor. The 2007 winner of the Roland Hemond Award, which is presented for long-time service in scouting and player development, is credited with signing or drafting more than 70 players that reached the Majors, including Bo Jackson, Kevin Appier, Johnny Damon and Carlos Beltran.



MIKE SWEENEY

FIRST BASEMAN/CATCHER: 1995-2007 (INDUCTED 2015)

The second-leading hitter in club history, **Mike Sweeney** became the 26th member elected to the Royals Hall of Fame on August 15, 2015. A five-time All-Star, Sweeney spent the first 13 years of his 16-year Major League career in Kansas City. The club record-holder for RBI in a season with 144 in 2000, Sweeney ranks in the top six all-time in Royals history in 17 offensive categories, including second in average and home runs (197). He narrowly missed winning the 2002 A.L. batting crown, hitting .340, the second-highest single-season average in club history to George Brett's .390 mark in 1980.

Mike Sweeney	AVG	G	AB	R	H	2B	3B	HR	RBI	BB	SO	SB
Kansas City (13 years)	.297	1454	5188	759	1540	325	5	215	909	522	613	53



GEORGE TOMA

GROUNDSKEEPER (INDUCTED 2012)

George Toma became the first inductee elected through the Royals Hall of Fame Veterans Committee which was part of a redesigned voting process established in 2011. Toma served as the Royals Head Groundskeeper from their inception in 1969 through the 1995 season. He also served as a consultant to the ballclub from 1995-97. He originally came to Kansas City in 1957 as head groundskeeper for the Kansas City Athletics. Generally regarded as the finest groundskeeper in the history of team sports, he earned the Professional Football Hall of Fame Pioneer Award in 2001 and joined mentor Emil Bossard as the first two inductees into the MLB Groundskeeper Association Hall of Fame in 2012.



WILLIE WILSON

OUTFIELDER: 1976-90 (INDUCTED 2000)

Willie Wilson became only the second player in baseball history to stroke 100 hits from each side of the plate in a season in 1980. The A.L. batting champion in 1982 (.332), he collected 2,207 hits and 668 stolen bases in his career, including a league-leading and Royals record 83 thefts in 1979. He was a Gold Glove Award winner in 1980, was the Royals Player of the Year in 1981 and was on the American League All-Star team in 1982 and 1983.

Willie Wilson	AVG	G	AB	R	H	2B	3B	HR	RBI	BB	SO	SB
Kansas City (15 years)	.289	1787	6799	1060	1968	241	133	40	509	360	990	612



63 YEARS OF BASEBALL IN KANSAS CITY

2018 marks the 63rd anniversary of the first American League game played in Kansas City. Left-handed pitcher Alex Kellner and the Athletics handed Ned Garver and the Detroit Tigers a 6-2 loss in the A's 1955 KC debut. Outfielder Bill Wilson hit the first home run in Kansas City A's history with a shot in the eighth inning. Pre-game festivities included a ceremonial first pitch by Kansas City native and former president Harry S. Truman.

The A's played all their games at Municipal Stadium (pictured below), sharing the facility with the Kansas City Chiefs football team. The stadium, located at 22nd and Brooklyn, opened July 3, 1923. It was originally named Muehlebach Field and also housed the Kansas City Monarchs and Kansas City Blues (minor league). A pair of short-lived football franchises, The Kansas City Blues (1924) and Kansas City Cowboys (1925-26) also played at the stadium. The Royals used the stadium from 1969-72.



1969 Municipal Stadium Facts

Seating Capacity: 34,165

Ticket Prices

Box Seats: \$3.50
 Reserved Grandstand: \$2.50
 General Admission: \$1.50
 General Admission (12 & under): \$1.00

Outfield Distances

Left: 369
 Left Center: 408
 Center: 421
 Right Center: 382
 Right: 338

Height of fence: left-13; center-40; right-13

HISTORY OF BASEBALL IN KANSAS CITY

Year	Team	League	Notes
1884	Unions	Union Association	Posted 16-63-3 record, finished 12th
1885-1888	Cowboys	NL, WL, AA	Played at Association Park (30-91 in 1886; 43-89 in 1888)
1888-1903	Blues	WL, AA	Played at Exposition Park, won Western League pennant in 1890 and 1898
1902-1903	Blue Stockings	Western	n/a
1914-1915	Packers	Federal	Posted 67-84-3 in 1914; 81-72 in 1915, played at Federal League Park
1920-1962	Monarchs	Negro-A.L.	Played at Association Park, Muehlebach Field, & Blues Stadium/Municipal Stadium...won two Negro League World Series, 10 A.L. Pennants and had just one losing season...players included Satchel Paige, Jackie Robinson, Cool Papa Bell, Ernie Banks and Buck O'Neil
1955-1967	Athletics	American	Moved to KC from Philadelphia in 1955 and relocated to Oakland in 1968
1969-2017	Royals	American	Won two World Series, four American League pennants and seven division titles

KANSAS CITY ATHLETICS YEAR-BY-YEAR

Year	Team	League	Record	Finish	Ballpark	Att.	Per Game	Att. Rank
1955	Athletics	American	63-91	6	Municipal Stadium	1,393,054	18,330	2nd of 8
1956	Athletics	American	52-102	8	Municipal Stadium	1,015,154	13,184	4th of 8
1957	Athletics	American	59-94	7	Municipal Stadium	901,067	11,702	6th of 8
1958	Athletics	American	73-81	7	Municipal Stadium	925,090	11,860	4th of 8
1959	Athletics	American	66-88	7	Municipal Stadium	963,683	12,515	6th of 8
1960	Athletics	American	58-96	8	Municipal Stadium	774,944	9,935	7th of 8
1961	Athletics	American	61-100	10	Municipal Stadium	683,817	8,548	8th of 10
1962	Athletics	American	72-90	9	Municipal Stadium	635,675	7,848	10th of 10
1963	Athletics	American	73-89	8	Municipal Stadium	762,364	9,412	8th of 10
1964	Athletics	American	57-105	10	Municipal Stadium	642,478	7,932	9th of 10
1965	Athletics	American	59-103	10	Municipal Stadium	528,344	6,523	10th of 10
1966	Athletics	American	74-86	7	Municipal Stadium	773,929	9,555	9th of 10
1967	Athletics	American	62-99	10	Municipal Stadium	726,639	8,971	9th of 10

MAJOR LEAGUE BALLPARK SENIORITY LIST

American League				National League			
Rk.	Ballpark	Team	Opened	Rk.	Ballpark	Team	Opened
1.	*Fenway Park	Boston	1912	1.	*Wrigley Field	Chicago	1914
2.	*Angel Stadium	Anaheim	1966	2.	Dodger Stadium	Los Angeles	1962
	*The Coliseum	Oakland	1966	3.	Coors Field	Colorado	1995
4.	*Kauffman Stadium	Kansas City	1973	4.	Chase Field	Arizona	1998
5.	Rogers Centre	Toronto	1989	5.	AT&T Park	San Francisco	2000
6.	*Tropicana Field	Tampa Bay	1990	6.	Miller Park	Milwaukee	2001
7.	Guaranteed Rate Field	Chicago	1991		PNC Park	Pittsburgh	2001
8.	Camden Yards	Baltimore	1992	8.	Great American Ball Park	Cincinnati	2003
9.	Progressive Field	Cleveland	1994	9.	PETCO Park	San Diego	2004
	Rangers Ballpark	Texas	1994		Citizens Bank Park	Philadelphia	2004
11.	Safeco Field	Seattle	1999	11.	Busch Stadium	St. Louis	2006
12.	Comerica Park	Detroit	2000	12.	Nationals Park	Washington	2008
	Minute Maid Park	Houston	2000	13.	Citi Field	New York	2009
14.	Yankee Stadium	New York	2009	14.	Marlins Park	Miami	2012
15.	Target Field	Minnesota	2010	15.	SunTrust Park	Atlanta	2017

* Undergone Major Renovations



Includes all 857 players (434 position players, 423 pitchers) who have appeared in one or more official Major League game for the Royals.

A (31)

Abbott, Paul (P)—2003
 Abernathy, Brent (INF)—2003
 Abernathy, Ted (P)—1970-72
 Abreu, Tony (INF)—2012
 Adair, Jerry (INF)—1969-70
 Adams, Lane (OF)—2014
 Adcock, Nate (P)—2011-12
 Affeldt, Jeremy (P)—2002-06
 Aikens, Willie (INF)—1980-83
 Albuquerque, Al (P)—2017
 Alcaraz, Luis (INF)—1969-70
 Alexander, Scott (P)—2015-17
 Alicaia, Luis (INF)—2001-02
 Allensworth, Jermaine (OF)—1998
 Almonte, Miguel (P)—2015, 2017
 Ambres, Chip (OF)—2005
 Anderson, Brian (P)—2003-05
 Anderson, Josh (OF)—2009
 Anderson, Rick (P)—1987-88
 Anderson, Scott (P)—1995
 Andrade, Steve (P)—2006
 Angelini, Norm (P)—1972-73
 Ankiel, Rick (OF)—2010
 Aoki, Nori (OF)—2014
 Appier, Kevin (P)—1989-99, 2003-04
 Aquino, Luis (P)—1988-92
 Armstrong, Mike (P)—1982-83
 Asencio, Miguel (P)—2002-03
 Ashford, Tucker (INF)—1984
 Austin, Jeff (P)—2001-02
 Aviles, Mike (INF)—2008-11

B (93)

Bailey, Cory (P)—2001-02
 Bako, Paul (C)—2006
 Balboni, Steve (INF)—1984-88
 Bale, John (P)—2007-09
 Baller, Jay (P)—1990
 Bankhead, Scott (P)—1986
 Bannister, Brian (P)—2007-10
 Bannister, Floyd (P)—1988-89
 Barber, Brian (P)—1998-99
 Barranca, German (INF)—1979-80
 Bass, Randy (INF)—1978
 Batista, Miguel (P)—2000
 Bautista, Denny (P)—2004-06
 Bautista, Jose (INF)—2004
 Bayliss, Jonah (P)—2005
 Beckwith, Joe (P)—1984-85
 Belcher, Tim (P)—1996-98
 Belinda, Stan (P)—1993-94
 Bell, Jay (INF)—1997
 Bell, Terry (C)—1986
 Beltran, Carlos (OF)—1998-2004
 Beniquez, Juan (OF-INF)—1987
 Benitez, Yamil (OF)—1997
 Benzinger, Todd (INF)—1991
 Berenguer, Juan (P)—1981, 1992
 Berger, Brandon (OF)—2001-04
 Bernero, Adam (P)—2006
 Berroa, Angel (INF)—2001-07
 Berry, Sean (INF)—1990-91
 Betancourt, Yuniesky (INF)—2009-10, 2012
 Betemit, Wilson (INF)—2010-11
 Bevacqua, Kurt (INF)—1973-74
 Bevil, Brian (P)—1996-98
 Biancalana, Buddy (INF)—1982-87
 Bird, Doug (P)—1973-78
 Black, Buddy (P)—1982-88
 Blanco, Andres (INF)—2004-06
 Blanco, Gregor (OF)—2010
 Blanton, Joe (P)—2015
 Bloomquist, Willie (OF-INF)—2009-10
 Blue, Vida (P)—1982-83
 Bluma, Jaime (P)—1996
 Bochtler, Doug (P)—2000
 Boddicker, Mike (P)—1991-92
 Bones, Ricky (P)—1997-98
 Bonifacio, Emilio (INF-OF)—2013
 Bonifacio, Jorge (OF)—2017
 Booker, Chris (P)—2006
 Boone, Bob (C)—1989-90
 Borders, Pat (C)—1995

Bosley, Thad (OF)—1987-88
 Botelho, Derek (P)—1982
 Botalico, Ricky (P)—2000
 Bourgeois, Jason (OF)—2012
 Braun, Ryan (P)—2006-07
 Braun, Steve (OF-INF)—1978-80
 Brazell, Craig (1B)—2012
 Brett, George (INF)—1973-93
 Brett, Ken (P)—1980-81
 Brewer, Billy (P)—1993-95
 Brewer, Mike (OF)—1986
 Briles, Nelson (P)—1974-75
 Brito, Juan (C)—2002
 Brooks, Aaron (P)—2014-15
 Brooks, Hubie (OF)—1993-94
 Brown, Adrian (OF)—2004
 Brown, Dee (OF)—1998-04
 Brown, Emil (OF)—2005-07
 Browning, Tom (P)—1995
 Broxton, Jonathan (P)—2012
 Bruno, Tom (P)—1976
 Buchanan, Bob (P)—1989
 Buchter, Ryan (P)—2017
 Buck, John (C)—2004-09
 Buckner, Bill (INF-DH)—1988-89
 Buckner, Billy (P)—2007
 Bueno, Francisley (P)—2012-14
 Bukvich, Ryan (P)—2002-04
 Bullington, Bryan (P)—2010
 Bunch, Melvin (P)—1995
 Bunker, Wally (P)—1969-71
 Burgmeier, Tom (P)—1969-73
 Burgos, Ambiorix (P)—2005-06
 Burgos, Enrique (P)—1993
 Burkhardt, Morgan (INF)—2003
 Burns, Billy (OF)—2016-17
 Busby, Steve (P)—1972-80
 Butera, Drew (C)—2015-17
 Butler, Bill (P)—1969-71
 Butler, Billy (INF-DH)—2007-14
 Byrd, Paul (P)—2001-02
 Byrdak, Tim (P)—1998-2000

C (69)

Cabrera, Melky (OF)—2011, 2017
 Caceres, Edgar (INF)—1995
 Cadaret, Greg (P)—1993
 Cahill, Trevor (P)—2017
 Cain, Lorenzo (OF)—2011-17
 Calixte, Orlando (INF)—2015
 Callaspo, Alberto (INF)—2008-10
 Camp, Shawn (P)—2004-05
 Campanis, Jimmy (C)—1969-70
 Campbell, Jim (P)—1990
 Capra, Nick (OF)—1988
 Cardenal, Jose (OF)—1980
 Carrasco, D.J. (P)—2003-05
 Carrasco, Hector (P)—1997
 Carroll, Jamey (INF)—2013
 Carter, Lance (P)—1999
 Caruso, Mike (INF)—2002
 Casian, Larry (P)—1997
 Castillo, Alberto (C)—2004-05
 Castillo, Manny (INF)—1980
 Castro, Bill (P)—1982-83
 Cepeda, Orlando (INF)—1974
 Cerda, Jaime (P)—2004-05
 Chalk, Dave (INF)—1980-81
 Chamberlain, Craig (P)—1979-80
 Chamberlain, Joba (P)—2015
 Chavez, Endy (OF)—2001
 Chavez, Jesse (P)—2010-11
 Chen, Bruce (P)—2009-14
 Christenson, Gary (P)—1979-80
 Ciriaco, Pedro (INF)—2013-14
 Cisco, Galen (P)—1969
 Clark, David (OF)—1979
 Clark, Terry (P)—1996
 Clarke, Stan (P)—1989
 Clemons, Lance (P)—1971
 Codiroli, Chris (P)—1990
 Cogan, Tony (P)—2001
 Colborn, Jim (P)—1977-78
 Cole, Stu (INF)—1991

Coleman, Casey (P)—2014
 Coleman, Dusty (INF)—2015
 Coleman, Louis (P)—2011-15
 Coleman, Vince (OF)—1994-95
 Collins, Tim (P)—2011-14
 Colon, Christian (INF)—2014-17
 Colon, Roman (P)—2009-10, 2012
 Concepcion, Onix (INF)—1980-85
 Cone, David (P)—1986, 1993-94
 Conine, Jeff (INF)—1990, 1992, 1998
 Converse, Jim (P)—1995, 1997
 Cookson, Brent (OF)—1995
 Cooper, Scott (INF)—1997
 Corbin, Archie (P)—1991
 Cortez, Fernando (INF)—2007
 Costa, Shane (OF)—2005-07
 Cowens, Al (OF)—1974-79
 Cram, Jerry (P)—1969, 1976
 Crawford, Steve (P)—1989-91
 Creel, Keith (P)—1982-83
 Cripe, Dave (INF)—1978
 Crisp, Coco (OF)—2009
 Cromartie, Warren (INF)—1991
 Crow, Aaron (P)—2011-14
 Cruz, Juan (P)—2009-10
 Cruz, Todd (INF)—1979
 Cruz, Tony (C)—2016
 Cueto, Johnny (P)—2015
 Cuthbert, Cheslor (INF)—2015-17

D (42)

D'Amico, Jeff (P)—2000
 Dal Canton, Bruce (P)—1971-75
 Damon, Johnny (OF)—1995-2000
 Davies, Kyle (P)—2007-11
 Davis, Butch (OF)—1983-84
 Davis, Chili (DH)—1997
 Davis, John (P)—1987
 Davis, Mark (P)—1990-92
 Davis, Storm (P)—1990-91
 Davis, Tommy (OF)—1976
 Davis, Wade (P)—2013-16
 Dawkins, Gookie (INF)—2003
 De La Rosa, Jorge (P)—2006-07
 De los Santos, Luis (INF)—1988-89
 DeHarf, Rick (P)—2003
 DeJesus, David (OF)—2003-10
 DeJesus, Jose (P)—1988-89, 1994
 DeLaMaza, Roland (P)—1997
 Delgado, Wilson (INF)—2000-01
 Demaria, Chris (P)—2005
 Dent, Buckley (INF)—1984
 Dessens, Elmer (P)—2006
 Detherage, Bob (OF)—1980
 Diaz, Jose (P)—2006
 Diaz, Matt (OF)—2005
 DiFelice, Mike (C)—2003
 DiNardo, Lenny (P)—2009
 DiPino, Frank (P)—1993
 Dohmann, Scott (P)—2006
 Dotel, Octavio (P)—2007
 Dotson, Richard (P)—1990
 Downs, Scott (P)—2014
 Dozier, Hunter (INF-OF)—2016
 Drabek, Moe (P)—1969-70
 Drago, Dick (P)—1969-73
 Duckworth, Brandon (P)—2006-08
 Duffy, Danny (P)—2011-17
 Dunwoody, Todd (OF)—2000
 Durbin, Chad (P)—1999-02
 Dwyer, Chris (P)—2013
 Dye, Jermaine (OF)—1997-2001
 Dyson, Jarrod (OF)—2010-16

E (9)

Eastwick, Rawly (P)—1980
 Eaton, Craig (P)—1979
 Eibner, Brett (OF)—2016
 Eisenreich, Jim (OF)—1987-92
 Elarton, Scott (P)—2006-07
 Encarnacion, Luis (P)—1990
 Escobar, Alcides (INF)—2011-16
 Ethernath, Seth (P)—2006
 Evans, Bart (P)—1998

**F (28)**

Fabregas, Jorge (C)—2000
 Falu, Irving (INF)—2012-13
 Farnsworth, Kyle (P)—2009-10
 Farr, Steve (P)—1985-90
 Farrell, Luke (P)—2017
 Fasano, Sal (C)—1996-99, 2001
 Febles, Carlos (INF)—1998-03
 Feliz, Neftali (P)—2017
 Ferreira, Tony (P)—1985
 Field, Nate (P)—2002-05
 Fields, Josh (INF)—2010
 Filson, Pete (P)—1990
 Finnegan, Brandon (P)—2014-15
 Fiore, Mike (INF)—1969-70
 Fitzmorris, Al (P)—1969-76
 Fleming, Dave (P)—1995
 Floyd, Bob (INF)—1970-74
 Flynn, Brian (P)—2016-17
 Foucault, Steve (P)—1978
 Foy, Joe (INF)—1969
 Francis, Jeff (P)—2011
 Francoeur, Jeff (OF)—2011-13
 Fraser, Jason (P)—2014-15
 Freel, Ryan (OF-INF)—2009
 Frost, Dave (P)—1982
 Fuentes, Rey (OF)—2016
 Fulchino, Jeff (P)—2008
 Fussell, Chris (P)—1999-2000

G (50)

Gaetti, Gary (INF)—1993-95
 Gagne, Greg (INF)—1993-95
 Gale, Rich (P)—1978-81
 Gallagher, Cam (C)—2017
 Garber, Gene (P)—1973-74, 1987-88
 Garcia, Dan (OF)—1981
 Garcia, Onelki (P)—2017
 Gardner, Mark (P)—1993
 Gardner, Wes (P)—1991
 Gathright, Joey (OF)—2006-08
 Gaudet, Jim (C)—1978-79
 Gaviglio, Sam (P)—2017
 Gee, Dillon (P)—2016
 George, Chris (P)—2001-04
 German, Esteban (INF)—2006-08
 Geronimo, Cesar (OF)—1981-83
 Gettis, Byron (OF)—2004
 Getz, Chris (INF)—2010-13
 Giambi, Jeremy (OF)—1998-99
 Giavotella, Johnny (INF)—2011-14
 Gibson, Kirk (OF)—1991
 Gilfillan, Jason (P)—2003
 Gleaton, Jerry Don (P)—1987-89
 Gload, Ross (INF-OF)—2007-08
 Gobbie, Jimmy (P)—2003-08
 Gomes, Jonny (OF)—2015
 Gomez, Alexis (OF)—2002, 2004
 Gonzalez, Fernando (INF)—1974
 Gonzalez, Juan (OF)—2004
 Goodwin, Tom (OF)—1994-97
 Gordon, Alex (INF-OF)—2007-17
 Gordon, Tom (P)—1988-95
 Gore, Terrance (OF)—2014-17
 Gotay, Ruben (INF)—2004-05
 Graffanino, Tony (INF)—2004-06
 Granger, Jeff (P)—1993-94, 1996
 Greinke, Zack (P)—2004-10
 Grimsley, Jason (P)—2001-04
 Grote, Jerry (C)—1981
 Grotewold, Jeff (C)—1995
 Grudzielanek, Mark (INF)—2006-08
 Gubicza, Mark (P)—1984-96
 Guerrero, Wilton (INF)—2004
 Guiel, Aaron (OF)—2002-06
 Guillen, Jose (OF)—2008-10
 Gumpert, Dave (P)—1987
 Gura, Larry (P)—1976-85
 Guthrie, Jeremy (P)—2012-15
 Gutierrez, J.C. (P)—2013
 Gwynn, Chris (OF)—1992-93

H (58)

Habayan, John (P)—1993
 Hall, Tom (P)—1976-77
 Halter, Shane (INF)—1997-98

Hamelin, Bob (INF)—1993-96
 Hammaker, Atlee (P)—1981
 Hammel, Jason (P)—2017
 Hammond, Steve (OF)—1982
 Haney, Chris (P)—1992-98
 Hansen, Jed (INF)—1997-99
 Hansen, Ron (INF)—1972
 Hargeshimer, Al (P)—1986
 Harris, Bill (INF)—1969
 Harrison, Chuck (INF)—1969, 1971
 Harvey, Ken (INF)—2001, 2003-05
 Hassler, Andy (P)—1976-78
 Hatcher, Chris (OF)—1998
 Hayes, Brett (C)—2013-14
 Healy, Fran (C)—1969, 1973-76
 Hearn, Ed (C)—1987-88
 Heath, Kelly (INF)—1982
 Heaton, Neal (P)—1992
 Hedlund, Mike (P)—1969-72
 Hegman, Bob (INF)—1985
 Heise, Bob (INF)—1977
 Henderson, Dave (OF)—1994
 Hendriks, Liam (P)—2014
 Henry, Doug (P)—2001
 Hernandez, Jack (INF)—1969-70
 Hernandez, Luis (INF)—2009
 Hernandez, Roberto (P)—2001-02
 Hernandez, Runelvys (P)—2002-03, 2005-06
 Herrera, Kelvin (P)—2011-17
 Hiatt, Phil (INF)—1993, 1995
 Hill, Jeremy (P)—2002-03
 Hinch, A.J. (C)—2001-02
 Hochevar, Luke (P)—2007-13, 2015-16
 Hocking, Denny (INF)—2005
 Hoerner, Joe (P)—1973-74
 Holbert, Ray (INF)—1999-2000
 Holland, Greg (P)—2010-15
 Hood, Don (P)—1982-83
 Hopkins, Gail (INF)—1971-73
 Hosmer, Eric (INF)—2011-17
 Hottovy, Tommy (P)—2012
 Hovley, Steve (OF)—1972-73
 Howard, David (INF)—1991-97
 Howell, J.P. (P)—2005
 Hrabosky, Al (P)—1978-79
 Hubbard, Trenidad (OF)—2001
 Huber, Justin (1B)—2006-07
 Hudson, Luke (P)—2006-07
 Hughes, Dusty (P)—2009-10
 Huisman, Justin (P)—2004
 Huisman, Rick (P)—1995-96
 Huisman, Mark (P)—1983-86
 Hulet, Tug (INF)—2009
 Humber, Phil (P)—2010
 Hurdle, Clint (OF)—1977-81

I (4)

Ibanez, Raul (OF-INF)—2001-03, 2014
 Infante, Omar (INF)—2014-16
 Iorg, Dane (OF-INF)—1984-85
 Ireland, Tim (INF)—1981-82

J (28)

Jackson, Bo (OF)—1986-90
 Jackson, Damian (INF)—2004
 Jackson, Danny (P)—1983-87
 Jackson, Grant (P)—1982
 Jackson, Mike (P)—1972-73
 Jacobs, Mike (INF)—2009
 Jacome, Jason (P)—1995-97
 James, Chris (OF)—1995
 Jefferies, Gregg (INF)—1992
 Jeffress, Jeremy (P)—2011-12
 Jeltz, Steve (INF)—1990
 Jensen, Ryan (P)—2005
 Johnson, Bob (P)—1970
 Johnson, Brian (C)—2000
 Johnson, Elliott (INF)—2013
 Johnson, Ron (INF)—1982-83
 Johnson, Rondin (INF)—1986
 Johnson, Rontrez (OF)—2003
 Johnston, Joel (P)—1991-92
 Jones, Lynn (OF)—1984-86
 Jones, Mike (P)—1980-81, 1984-85
 Jones, Ross (INF)—1987

Jones, Ruppert (OF)—1976
 Jones, Steve (P)—1969
 Jose, Felix (OF)—1993-95
 Joseph, Donnie (P)—2013-14
 Joyner, Walby (INF)—1992-95
 Junis, Jakob (P)—2017

K (21)

Ka'aihue, Kila (INF)—2008, 2010-11
 Kams, Nate (P)—2017
 Keatley, Greg (C)—1981
 Kelly, Pat (OF)—1969-70
 Kendall, Jason (C)—2010
 Kennedy, Ian (P)—2016-17
 Keough, Joe (OF)—1969-72
 Keppel, Bobby (P)—2006
 Keppinger, Jeff (INF)—2006
 Killebrew, Harmon (INF)—1975
 King, Jeff (INF)—1997-99
 Kingery, Mike (OF)—1986
 Kinney, Matt (P)—2004
 Kirkpatrick, Ed (OF-C)—1969-73
 Knoblauch, Chuck (OF)—2002
 Knoop, Bobby (INF)—1971-72
 Kosofski, Kevin (OF)—1992-94
 Kottaras, George (C)—2013
 Kratz, Erik (C)—2014-15
 Kreuter, Chad (C)—1999
 Kunsyner, Art (C)—1978

L (34)

LaCock, Pete (INF)—1977-80
 LaCoss, Mike (P)—1985
 Lahoud, Joe (OF)—1977-78
 Lance, Gary (P)—1977
 Larkin, Andy (P)—2000
 LaRue, Jason (C)—2007
 Law, Rudy (OF)—1986
 Laxton, Brett (P)—2000
 Leach, Terry (P)—1989
 Lee, Mark (P)—1988
 Leeper, Dave (OF)—1984-85
 Leibrandt, Charlie (P)—1984-89
 Leius, Scott (INF)—1998-99
 Lennon, Patrick (OF)—1996
 Leonard, Dennis (P)—1974-86
 Leroy, Anthony (P)—2009-10
 Leskanic, Curtis (P)—2003-04
 Levine, Al (P)—2003
 Lima, Jose (P)—2003, 2005
 Lind, Jose (INF)—1993-95
 Linton, Doug (P)—1995-96
 Liriano, Nelson (INF)—1991
 Littell, Mark (P)—1973, 1975-77
 Lloyd, Graeme (P)—2003
 Lockhart, Keith (INF)—1995-96
 Long, Ryan (OF)—1997
 Long, Terrence (OF)—2005
 Lopez, Albie (P)—2003
 Lopez, Aurelio (P)—1974
 Lopez, Mendy (INF)—1998-99, 2003-04
 Lough, David (OF)—2012-13
 Lowe, Sean (P)—2003
 Lowery, Devon (P)—2008
 Lucken, Rick (P)—1989

M (95)

MacDougal, Mike (P)—2001-06
 Macfarlane, Mike (C)—1987-94, 1996-98
 Machado, Andres (P)—2017
 Mack, Shane (OF)—1998
 Madison, Scott (C-INF)—1987-88
 Madson, Ryan (P)—2015
 Magnante, Mike (P)—1991-96
 Mahay, Ron (P)—2008-09
 Maier, Mitch (OF)—2006, 2008-12
 Maldonado, Carlos (P)—1990-91
 Maness, Seth (P)—2017
 Mariot, Michael (P)—2014-15
 Marks, Justin (P)—2014
 Marrero, Eli (OF)—2005
 Marshall, Keith (OF)—1973
 Marte, Victor (P)—2009-10
 Martin, Jerry (OF)—1982-83
 Martin, Renie (P)—1979-81
 Martinez, Buck (C)—1969-71, 1973-77



ALL-TIME ALPHABETICAL ROSTER (CONT.)

Martinez, Carmelo (INF)—1991
 Martinez, Felix (INF)—1997-99
 Martz, Gary (OF)—1975
 Matchick, Tommy (INF)—1970
 Mateo, Ruben (OF)—2004
 Mathews, Terry (P)—1999
 Matos, Julius (INF)—2003
 Mauer, Brandon (P)—2017
 Maxwell, Justin (OF)—2013-14
 May, Darrell (P)—2002-04
 May, Jerry (C)—1971-73
 May, Lee (INF)—1981-82
 May, Lucas (C)—2010
 Mayberry, John (INF)—1972-77
 Mayne, Brent (C)—1990-95, 2001-03
 Mays, Joe (P)—2006
 Mazzaro, Vin (P)—2011-12
 McCarthy, Kevin (P)—2016-17
 McCarty, Dave (INF)—2000-02
 McClure, Bob (P)—1975-76
 McCormick, Mike (P)—1971
 McDaniel, Lindy (P)—1974-75
 McDill, Allen (P)—1997-98
 McDonald, Donzell (OF)—2002
 McEwing, Joe (INF)—2005
 McGaffigan, Andy (P)—1990-91
 McGilberry, Randy (P)—1977-78
 McGinnis, Russ (C)—1995
 McRae, Brian (OF)—1990-94
 McRae, Hal (OF-DH)—1973-87
 McReynolds, Kevin (OF)—1992-93
 McWilliams, Larry (P)—1989-90
 Meacham, Rusty (P)—1992-95
 Meadows, Brian (P)—2000-01
 Meche, Gil (P)—2007-10
 Medlen, Kris (P)—2015-16
 Melvin, Bob (C)—1992
 Mendoza, Luis (P)—2010-13
 Mercedes, Henry (C)—1995-96
 Merrifield, Whit (INF-OF)—2016-17
 Mientkiewicz, Doug (INF)—2006
 Mijares, Jose (P)—2012
 Millaeki, Bob (P)—1994
 Miller, Jai (OF)—2010
 Miller, Keith (INF)—1992-95
 Mills, Alec (P)—2016
 Mingori, Steve (P)—1973-79
 Minor, Mike (P)—2017
 Moeller, Dennis (P)—1992
 Mondesi, Raul (INF)—2016-17
 Montegudo, Aurelio (P)—1970
 Montgomery, Jeff (P)—1988-99
 Montgomery, Monty (P)—1971-72
 Moore, Adam (C)—2012-13
 Moore, Bobby (OF)—1991
 Morales, Franklin (P)—2015
 Morales, Kendrys (INF-DH)—2015-16
 Morehead, Dave (P)—1969-70
 Moreno, Omar (OF)—1985
 Moreno, Orber (P)—1999
 Morin, Mike (P)—2017
 Morman, Alvin (P)—1999
 Morman, Russ (OF)—1990-91
 Morris, Hal (OF)—1998
 Moss, Brandon (1B/DH)—2017
 Mota, Jose (INF)—1995
 Motley, Darryl (OF)—1981, 1983-86
 Moustakas, Mike (INF)—2011-17
 Moylan, Peter (P)—2016-17
 Mullen, Scott (P)—2000-03
 Mulliniks, Rance (INF)—1980-81
 Murphy, Donnie (INF)—2004-05
 Murphy, Tom (P)—1972
 Murray, Dan (P)—1999-2000
 Musser, Neal (P)—2007-08
 Myers, Roderick (OF)—1996-97

N (14)

Nava, Daniel (OF)—2016
 Navarro, Yamaico (INF)—2011
 Nelson, Dave (INF)—1976-77
 Nelson, Joe (P)—2006
 Nelson, Roger (P)—1969-72, 1976
 Nettles, Jim (INF)—1979
 Newman, Josh (P)—2008
 Nix, Jaysion (INF)—2014

Nomo, Hideo (P)—2008
 Norman, Les (OF)—1995-96
 Northey, Scott (OF-INF)—1969
 Nunez, Abraham (OF)—2004
 Nunez, Leo (P)—2005-08
 Nunnally, Jon (OF)—1995-97

O (16)

Obermueller, Wes (P)—2002
 Odomiz, Jake (P)—2012
 Offerman, Jose (INF)—1996-98
 Oliver, Bob (OF-INF)—1969-72
 Olivo, Miguel (C)—2008-09
 Olson, Gregg (P)—1995, 1997
 O'Riley, Don (P)—1969-70
 Ordaz, Luis (INF)—2000-02
 Orlando, Paulo (OF)—2015-17
 Orta, Jorge (OF)—1984-87
 Ortenzio, Frank (INF)—1973
 Ortiz, Hector (C)—1998, 2000-01
 O'Sullivan, Sean (P)—2010-11
 Otis, Amos (OF)—1970-83
 Owen, Dave (INF)—1988
 Owen, Larry (C)—1987-88

P (54)

Paepke, Dennis (C)—1969, 1971-72, 1974
 Palacios, Rey (C)—1988-90
 Palmer, Dean (INF)—1997-98
 Paquette, Craig (INF)—1996-97
 Paredes, Jimmy (OF)—2014
 Parrish, John (P)—2010
 Paschall, Bill (P)—1978-79, 1981
 Pastornicky, Cliff (INF)—1983
 Patek, Fred (INF)—1971-79
 Patterson, Jarrod (INF)—2003
 Pattin, Marty (P)—1974-80
 Paulino, Felipe (P)—2011-12
 Pecota, Bill (INF)—1986-91
 Pedre, George (C)—1991
 Peguero, Carlos (OF)—2014
 Pellow, Kit (INF)—2002
 Pena, Brayan (C)—2009-12
 Pena, Carlos (INF)—2013
 Pena, Francisco (C)—2014-15
 Pena Jr., Tony (INF)—2007-09
 Pendleton, Terry (INF)—1998
 Peralta, Joel (P)—2006-08
 Perez, Melido (P)—1987
 Perez, Mike (P)—1997
 Perez, Neifi (INF)—2001-02
 Perez, Odalis (P)—2006-07
 Perez, Salvador (C)—2011-17
 Perry, Chan (INF)—2002
 Perry, Gaylord (P)—1983
 Perry, Gerald (INF-DH)—1990
 Phelps, Ken (INF)—1980-81
 Phillips, Paul (C)—2004-07
 Pichardo, Hipolito (P)—1992-98
 Pickering, Calvin (INF)—2004-05
 Pierce, Ed (P)—1992
 Pina, Manuel (C)—2011-12
 Piniella, Lou (OF)—1969-73
 Pino, Yohan (P)—2015
 Pinson, Vada (OF)—1974-75
 Pisciotta, Marc (P)—1999
 Pittsley, Jim (P)—1995, 1997-99
 Podsednik, Scott (OF)—2010
 Ponson, Sidney (P)—2009
 Poquette, Tom (OF)—1973, 1976-79, 1982
 Porter, Darrell (C)—1977-80
 Pose, Scott (OF)—1999-2000
 Pounders, Brooks (P)—2016
 Power, Ted (P)—1988
 Prince, Tom (C)—2003
 Pryor, Greg (INF)—1982-86
 Pugh, Tim (P)—1996
 Puhl, Terry (OF)—1991
 Pujols, Luis (C)—1984

Q (4)

Quinn, Mark (OF)—1999-2002
 Quintero, Humberto (C)—2012
 Quirk, Jamie (C)—1975-76, 1978-82, 1985-88
 Quisenberry, Dan (P)—1979-88

R (42)

Rakers, Jason (P)—2000
 Ramirez, Horacio (P)—2008-09
 Ramirez, Ramon (P)—2008
 Randa, Joe (INF)—1995-96, 1999-2004
 Rapp, Pat (P)—1998
 Rasmussen, Dennis (P)—1992-93, 1995
 Rasmussen, Eric (P)—1983
 Ray, Ken (P)—1999
 Raziano, Barry (P)—1973
 Redburn, Jeff (INF)—2000
 Redman, Mark (P)—2006
 Reed, Rick (P)—1992-93
 Reichardt, Rick (OF)—1973-74
 Reichert, Dan (P)—1999-2002
 Rekar, Bryan (P)—2002
 Relaford, Desi (INF)—2003-04
 Renko, Steve (P)—1983
 Reyes, Dennys (P)—2004
 Rico, Fred (OF)—1969
 Rigby, Brad (P)—1999-2000
 Rios, Alex (OF)—2015
 Rios, Danny (P)—1998
 Rios, Juan (INF)—1969
 Riske, David (P)—2007
 Rivera, Bombo (OF)—1982
 Rivera, Luis (INF)—1998
 Roberts, Bryn (INF)—1996-97
 Roberts, Leon (OF)—1983-84
 Robinson, Clint (INF)—2012
 Robinson, Ken (P)—1996
 Robinson, Kerry (OF)—2006
 Rodriguez, Ed (P)—1979
 Rodriguez, Ellie (C)—1969-70
 Rodriguez, Wilking (P)—2014
 Rojas, Cookie (INF)—1970-77
 Rooker, Jim (P)—1969-72
 Rosa, Carlos (P)—2008-09
 Rosado, Jose (P)—1996-2000
 Rossy, Rico (INF)—1992-93
 Rupe, Josh (P)—2010
 Rusch, Glendon (P)—1997-99
 Ryal, Mark (OF)—1982

S (81)

Saberhagen, Bret (P)—1984-91
 Sadecki, Ray (P)—1975-76
 Sadler, Donnie (OF-INF)—2001-02
 Salazar, Angel (INF)—1986-87
 Sampen, Bill (P)—1992-93
 Samuel, Juan (INF)—1992, 1995
 Sanchez, Angel (INF)—2006
 Sanchez, Israel (P)—1988, 1990
 Sanchez, Jonathan (P)—2012
 Sanchez, Orlando (C)—1984
 Sanchez, Rey (SS)—1999-01
 Sanders, Ken (P)—1976
 Sanders, Reggie (OF)—2006-07
 Santana, Ervin (P)—2013
 Santiago, Benito (C)—2004
 Santiago, Jose (P)—1997-01
 Santoveina, Nelson (C)—1993
 Sauveter, Rich (P)—1992
 Savage, Ted (OF)—1971
 Scanlan, Bob (P)—1996
 Scarson, Steve (INF)—1999
 Schaal, Paul (INF)—1969-74
 Schatzinger, Jeff (P)—1981
 Schatzeder, Dan (P)—1991
 Scheinblum, Richie (OF)—1972, 1974
 Schulz, Jeff (OF)—1989-90
 Scott, George (INF)—1979
 Scott, Rodney (INF)—1975
 Scranton, Jim (INF)—1984-85
 Seanez, Rudy (P)—2004
 Sedlacek, Shawn (P)—2002
 Seitzer, Kevin (INF-OF)—1986-91
 Serrano, Jimmy (P)—2004
 Service, Scott (P)—1997-99
 Severson, Rich (INF)—1970-71
 Shealy, Ryan (OF)—2006-08
 Sheridan, Pat (OF)—1981-85
 Shields, James (P)—2013-14
 Shields, Steve (P)—1986
 Shifflett, Steve (P)—1992



Shirley, Bob (P)—1987
 Shouse, Brian (P)—2002
 Shumpert, Terry (INF)—1990-94
 Silverio, Luis (OF)—1978
 Simpson, Joe (OF)—1983
 Simpson, Wayne (P)—1973
 Sisco, Andrew (P)—2005-06
 Skoglund, Eric (P)—2017
 Slaughter, Don (C)—1982-84
 Smith, Daryl (P)—1990
 Smith, Jason (INF)—2007-08
 Smith, Lonnie (OF)—1985-87
 Smith, Will (P)—2012-13
 Snyder, Kyle (P)—2003, 2005-06
 Solaita, Tony (INF)—1974-76
 Soler, Jorge (OF)—2017
 Soria, Joakim (P)—2007-11, 2016-17
 Sorrell, Bill (INF)—1970
 Spehr, Tim (C)—1991, 1997-99
 Splittorff, Paul (P)—1970-84
 Spoljaric, Paul (P)—2000
 Spradlin, Jerry (P)—2000
 Spriggs, George (OF)—1969-70
 Stairs, Matt (OF)—2004-06
 Standridge, Jason (P)—2007
 Stein, Blake (P)—1999-2002
 Stemle, Steve (P)—2005-06
 Stewart, Andy (C)—1997
 Stillwell, Kurt (INF)—1988-91
 Stinnett, Kelly (C)—2004
 Stinson, Bob (C)—1975-76
 Stoddard, Bob (P)—1987
 Stottlemire, Jr., Mel (P)—1990
 Strahm, Matt (P)—2016-17
 Stynes, Chris (INF)—1995-96
 Sullivan, Scott (P)—2004
 Sundberg, Jim (C)—1985-86
 Suppan, Jeff (P)—1998-2002
 Sutton, Larry (INF)—1997-99
 Suzuki, Mac (P)—1999-02
 Sweeney, Mike (C-INF)—1995-2007

T (27)

Tabler, Pat (OF)—1988-90
 Tartabull, Danny (OF)—1987-91
 Taylor, Bob (C)—1969-70
 Taylor, Carl (OF)—1971-73
 Taylor, Dwight (OF)—1986
 Teaford, Everett (P)—2011-13
 Teahen, Mark (OF-INF)—2005-09
 Tejada, Miguel (INF)—2013
 Tejada, Robinson (P)—2008-11
 Terrell, Jerry (INF)—1978-80
 Texeira, Kanekoa (P)—2010-11
 Thompson, Brad (P)—2010
 Thompson, Rich (OF)—2004
 Thomson, John (P)—2007
 Throop, George (P)—1975, 1977-79
 Thurman, Gary (OF)—1987-92
 Tomko, Brett (P)—2008
 Tomis, Mike (C)—2004
 Torres, Dilson (P)—1995
 Torres, Ramon (INF)—2017
 Torres, Rusty (OF)—1980
 Treanor, Matt (C)—2011
 Tucker, Michael (OF)—1995-96, 2002-03
 Tufts, Bob (P)—1982-83
 Tupman, Matt (C)—2008
 Turner, Chris (C)—1998
 Twitty, Jeff (P)—1980

V (12)

Valdespino, Sandy (OF)—1971
 Valencia, Danny (INF)—2014
 Valera, Julio (P)—1996
 Vargas, Jason (P)—2014-17
 Vasquez, Jorge (P)—2004
 Ventura, Yordano (P)—2013-16
 Verdugo, Ryan (P)—2012
 Veres, Randy (P)—1997
 Villacis, Eduardo (P)—2004
 Vitiello, Joe (INF)—1995-99
 Volquez, Edinson (P)—2015-16
 Voyles, Brad (P)—2001-03

W (34)

Waechter, Doug (P)—2009
 Wagner, Hector (P)—1990-91
 Walker, Jamie (P)—1997-98
 Wallace, Derek (P)—1999
 Walrond, Les (P)—2003
 Washington, U.L. (INF)—1977-84
 Wathan, Dusty (C)—2002
 Wathan, John (C-INF)—1976-85
 Wellemeyer, Todd (P)—2006-07
 Wellman, Brad (INF)—1988-89
 Wells, Kip (P)—2008
 Wengert, Don (P)—1999
 Werth, Dennis (C-INF)—1982
 Whisenant, Matt (P)—1997-99
 White, Frank (INF)—1973-90
 White, Rondell (OF)—2003
 Wickersham, Dave (P)—1969
 Wilkerson, Curtis (INF)—1992-93
 Williams, Mike (P)—1997
 Williams, Mitch (P)—1997
 Willingham, Josh (INF)—2014
 Wills, Frank (P)—1983-84
 Wilson, Craig (INF)—1993
 Wilson, Kris (P)—2000-02
 Wilson, Willie (OF)—1976-90
 Winters, Matt (OF)—1989
 Witasick, Jay (P)—1999-2000
 Wohlford, Jim (OF)—1972-76
 Wong, Chien-Ming (P)—2016
 Wood, Blake (P)—2010-11
 Wood, Mike (P)—2004-06
 Wood, Travis (P)—2017
 Lum, Mike—1988-89
 Wright, Jamey (P)—2003, 2005
 Wright, Jim (P)—1981-82
 Wright, Ken (P)—1970-73

Y (6)

Yabuta, Yasuhiko (P)—2008-09
 York, Jim (P)—1970-71
 Young, Chris (P)—2015-17
 Young, Curt (P)—1992
 Young, Ernie (OF)—1998
 Young, Kevin (INF)—1996

Z (5)

Zachary, Chris (P)—1969
 Zaun, Gregg (C)—2000-01
 Zdeb, Joe (OF)—1977-79
 Zobrist, Ben (INF-OF)—2015
 Zuvella, Paul (INF)—1991

Managers (19)

Bell, Buddy—2005-07
 Boone, Bob—1995-97
 Ferraro, Mike—1986 (interim)
 Frey, Jim—1980-81
 Gardner, Billy—1987
 Gordon, Joe—1969
 Herzog, Whitey—1975-79
 Hillman, Trey—2008-10
 Howser, Dick—1981-87
 Lemon, Bob—1970-72
 McKeon, Jack—1973-75
 McRae, Hal—1991-94
 Metro, Charlie—1970
 Mizerock, John—2002 (interim)
 Musser, Tony—1997-2002
 Pena, Tony—2002-05
 Schaefer, Bob—1991 (interim), 2005
 Wathan, John—1987-91
 Yost, Ned—2010-17

Coaches (81)

Barnett, Mike—2006-08
 Bedell, Howie—1984
 Blaylock, Gary—1984-87
 Boros, Steve—1975-79, 1993-94
 Boyer, Cloyd—1982-83
 Brett, George—2013
 Buchanan, Brian—2017
 Burgmeier, Tom—1991, 1998-2000
 Cadahia, Chino—2012-13
 Carnevale, Dan—1970
 Cisco, Galen—1971-79

Colavito, Rocky—1982-83
 Connors, Billy—1980-81
 Cox, Jeff—1995
 Cumberland, John—2002-04
 Daur, Rich—1997-2002
 David, Andre—2005-06, 2013
 Dobson, Pat—1991
 Doran, Bill—2005-07
 Dunlop, Harry—1969-75
 Eiland, Dave—2012-17
 Ezell, Glenn—1989-94
 Ferraro, Mike—1984-86
 Foli, Tim—1996
 Foster, Steve—2010-12
 Friend, Owen—1969
 Funk, Frank—1988-90
 Gamboa, Tom—2001-03
 Garrett, Adrian—1988-92
 Gibbons, John—2009-11
 Grifol, Pedro—2013-17
 Hansen, Guy—1991-93, 1996-97, 2005
 Harder, Mel—1969
 Henry, Doug—2013-17
 Hiller, Chuck—1976-79
 Jirschele, Mike—2014-17
 Johnson, Lamar—1999-2002
 Jones, Joe—1987, 1992, 2005
 Jones, Lynn—1991-92
 Kendall, Fred—2006-07
 Kison, Bruce—1992-98
 Kuntz, Rusty—2008-09, 2010, 2012-17
 Lam, Charley—1971-78
 Lemon, Bob—1970
 Lum, Mike—1988-89
 Luzinski, Greg—1995-97
 MacKenzie, Gordy—1980-81
 Martinez, Jose—1980-87
 Mason, Mike—2004
 Mauch, Gene—1995
 May, Lee—1984-86, 1992-94
 Mayberry, John—1989-90
 McClure, Bob—2006-11
 McRae, Hal—1987
 Mizerock, John—2002-04, 2008-09
 Maloof, Jack—2013
 Napoleon, Ed—1987-88
 Nipper, Al—2001-02
 Nossek, Joe—1982-83
 Owen, Dave—2008-10
 Page, Mitchell—1995-97
 Pentland, Jeff—2003-05
 Poldberg, Brian—2004-07
 Poquette, Tom—1997-98
 Quirk, Jamie—1994-2001
 Rickic, Rick—1981
 Rodriguez, Eddie—2009-13
 Ferraro, Bob—1988-91, 2002-05
 Schaefer, Jim—1980-88
 Schultz, Joe—1970
 Seitzer, Kevin—2009-12
 Silverio, Luis—2003-08
 Sisson, Doug—2011-12
 Strickland, George—1970-72
 Strom, Brent—2000-01
 Sullivan, John—1979
 Sveum, Dale—2014-17
 Wakamatsu, Don—2014-17
 Wathan, John—1986
 White, Frank—1997-01
 White, Jo Jo—1969
 Wiley, Mark—1999

Trainers (11)

Cobb, Mickey—1978-90
 Dudley, Jim—1973-77
 Jones, Bill—1969-72
 Kenney, Nick—2010-17
 Kuntz, Lee—1999-2002
 Kyte, Frank—2003-09
 McGannon, Paul—1984-88
 Morrow, Steve—1991-98
 Stevenson, Jeff—2008-09
 Swartz, Nick—1989-2009
 Turner, Kyle—2010-17



ALL-TIME NUMERICAL ROSTER

PLAYERS

0

Scott, George 1979
Gore, Terrance 2014-17

1

Foy, Joe 1969
Alcaraz, Luis 1970
Rojas, Cookie 1970-77
Terrell, Jerry 1978-80
Biancalana, Buddy 1982-87
Stillwell, Kurt 1988-91
Roberts, Bip 1996-97
Sanchez, Rey 1999-2001
Sadler, Donnie 2001-02
Ordaz, Luis 2002
Dawkins, Gookie 2003
Jackson, Damian 2004
Guerrero, Wilton 2004
Blanco, Andres 2004
Hocking, Denny 2005
Gathright, Joey 2006
Pena, Jr, Tony 2007-09
Anderson, Josh 2009
Dyson, Jarrod 2010-16

2

Patek, Freddie 1971
Hansen, Ron 1972
Bevaacqua, Kurt 1973-74
Patek, Freddie 1975-79
Torres, Rusty 1980
Concepcion, Onix 1981-85
Salazar, Angel 1986-87
Owen, Dave 1988
Jeltz, Steve 1990
Liriano, Nelson 1991
Melvin, Bob 1992
Spehr, Tim 1997
Hansen, Jed 1997-99
Fabregas, Jorge 2000
Mayne, Brent 2001-03
Buck, John 2004-05
Graffanino, Tony 2006
Gathright, Joey 2007-08
Crisp, Coco 2009
Escobar, Alcides 2011-17

3

Killebrew, Harmon 1975
Nelson, Dave 1976-77
Braun, Steve 1978-80
Poquette, Tom 1982
Pastormicky, Cliff 1983
Orta, Jorge 1984-87
Jones, Ross 1987
Wellman, Brad 1988-89
Shumpert, Terry 1991-93
Hamelin, Bob 1994-96
Rivera, Luis 1998
Febles, Carlos 1999-2003
Tonis, Mike 2004
Phillips, Paul 2004
Blanco, Andres 2004
Long, Terrence 2005
German, Esteban 2006-08
Pena, Braylan 2009
Betancourt, Yunesky 2009-10

4

Detherage, Bob 1980
Motley, Darryl 1981
Pryor, Greg 1982-86
Tartabull, Danny 1987-91
Gaetti, Gary 1993
Shumpert, Terry 1994
Lockhart, Keith 1996
Halter, Shane 1998
Holbert, Ray 1999-00
Delgado, Wilson 2001
Berroa, Angel 2001-07
Gordon, Alex 2008-17

5

(retired in 1994)

Savage, Ted 1971
Scheinblum, Richie 1972, 1974
Poquette, Tom 1973
Brett, George 1975-93

6

Spriggs, George 1970
Martinez, Buck 1970-71
Wohlford, Jim 1972-76
Heise, Bob 1977
Wilson, Willie 1978-90
Howard, David 1993-97
Pendleton, Terry 1998
Scarson, Steve 1999
McCarty, David 2000-02
Bako, Paul 2006
LaRue, Jason 2007
Guillen, Jose 2010
Cain, Lorenzo 2011-17

7

Harrison, Chuck 1969, 1971
Sorrell, Bill 1970
Mayberry, John 1972-77
Bass, Randy 1978
Cruz, Todd 1979
Chalk, Dave 1980-81
Slaughter, Don 1982-84
Law, Rudy 1986
Hearn, Ed 1987-88
Spehr, Tim 1991
Gagne, Greg 1993-95
King, Jeff 1997-99
Hinch, A.J. 2001-02
Lopez, Mendy 2003-04
Castillo, Alberto 2004-05
Blanco, Andres 2005
Huber, Justin 2006
Sanchez, Angel 2006
Gordon, Alex 2007
Gload, Ross 2008
Hullett, Tug 2009
Blanco, Gregor 2010
Lough, David 2012-13
Willingham, Josh 2014
Cruz, Tony 2016

8

Kirkpatrick, Ed 1969-73
Solaíta, Tony 1974-76
LaCock, Pete 1977-80
Sundberg, Jim 1985-86
Macfarlane, Mike 1988
Boone, Bob 1989-90
Eisenreich, Jim 1991-92
Wilson, Craig 1993
Gaetti, Gary 1994-95
Leius, Scott 1998-99
Ordaz, Luis 2000-01
Perez, Neifi 2002
Brown, Dee 2003-04
McEwing, Joe 2005
Bloomquist, Willie 2009-10
Moustakas, Mike 2011-17

9

Piniella, Lou 1969-73
Quirk, Jamie 1975-76, 1979-82, 1985-88
Hurdle, Clint 1977-79
Simpson, Joe 1983
Iorg, Dane 1984-85
de los Santos, Luis 1989
Moore, Bobby 1991
Jefferies, Gregg 1992
Gomez, Alexis 2002
DeJesus, David 2003-10
Giovatella, Johnny 2011-14
Butera, Drew 2015-17

10

(retired in 1987)

Schaal, Paul 1969-74
McClure, Bob 1975
Davis, Tommy 1976
Lahoud, Joe 1977-78
Quirk, Jamie 1978-79
Hurdle, Clint 1979-81

11

Rodriguez, Ellie 1969-70
McRae, Hal 1973-87
Knoblauch, Chuck 2002
Prince, Tom 2003
Stairs, Matt 2004
Relaford, Desi 2004
Phillips, Paul 2005
Marrero, Eli 2005
Mientkiewicz, Doug 2006
Gload, Ross 2007
Guillen, Jose 2008-09
Fields, Josh 2010
Betancourt, Yunesky 2012
Guthrie, Jeremy 2013-15

12

Rios, Juan 1969
Spriggs, George 1970
May, Jerry 1971-72
Reichardt, Rick 1973
May, Jerry 1975
Martz, Gary 1975
Wathan, John 1976-85
Beniquez, Juan 1987
Joyner, Wally 1992-95
Paquette, Craig 1996-97
Young, Ernie 1998
Spehr, Tim 1998-99
Reboulet, Jeff 2000
Alicea, Luis 2001-02
Relaford, Desi 2003-04
Stairs, Matt 2004-06
Phillips, Paul 2007
Tupman, Matt 2008
Maier, Mitch 2010-12
Hayes, Brett 2013-14
Nix, Jayson 2014
Calixte, Orlando 2015
Eibner, Brett 2016
Nava, Daniel 2016
Soler, Jorge 2017

13

Rooker, Jim 1969-70
Gonzalez, Fernando 1974
Gaudet, Jim 1979
Conc, David 1986
Martinez, Carmelo 1991
Howard, David 1992
Lind, Jose 1993-95
Fasano, Sal 1999
Blanco, Andres 2006
Callaspo, Alberto 2008-10
Aviles, Mike 2011
Perez, Salvador 2011-17



14

Adair, Jerry	1969-70
Rooker, Jim	1971
Severson, Rich	1971
Taylor, Carl	1972-73
May, Lee	1981-82
Blue, Vida	1983
Buckner, Bill	1988-89
Davis, Storm	1990-91
Gwynn, Brent	1993
Grotewold, Jeff	1995
Stynes, Chris	1996
Cooper, Scott	1997
Martinez, Felix	1998
Lopez, Wendy	1999
Quinn, Mark	2001-02
White, Rondell	2003
Abernathy, Brent	2003
Gruffanino, Tony	2004-05
Buck, John	2006-09
Infante, Omar	2014-16
Burns, Billy	2016-17

15

Harris, Billy	1969
Severson, Rich	1970
Floyd, Bobby	1970-74
Severson, Rich	1971
Stinson, Bob	1975-76
Porter, Darrell	1977-80
Grote, Jerry	1981
Ireland, Tim	1982
Sheridan, Pat	1983-85
Taylor, Dwight	1986
Jackson, Danny	1987
Macfarlane, Mike	1989-94, 1996-98
Mercedes, Henry	1995
Burners, Pat	1995
Turner, Chris	1998
Giambi, Jeremy	1998-99
Beltran, Carlos	2001-04
Costa, Shane	2005
Gruzdzianek, Mark	2006-08
Treanor, Matt	2011
Rios, Alex	2015
Merrifield, Whit	2016-17

16

Healy, Fran	1969, 1973-76
Keough, Joe	1969-72
Hassler, Andy	1976-78
Foucault, Steve	1978
Pheelps, Ken	1981
Werth, Dennis	1982
Roberts, Leon	1983-84
Scranton, Jim	1985
Jackson, Bob	1986-90
Gordon, Tom	1991
Miller, Keith	1992-94
Miller, Keith	1995
Norman, Les	1995
Randa, Joe	1996, 1998, 2004
Cooper, Scott	1997
Palmer, Dean	1997-98
Huber, Justin	2005
Sanders, Reggie	2006-07
Butler, Billy	2008-14
Orlando, Paulo	2015-17

17

Morehead, Dave	1969-70
Paepke, Dennis	1971-72, 1974
Ortenzio, Frank	1973
Littell, Mark	1975-77
Silverio, Luis	1978
Castillo, Manny	1980
Ireland, Tim	1981
Jones, Mike	1984-85
Brewer, Mike	1986
Anderson, Rick	1987-88
Winters, Matt	1989
Perry, Gerald	1990
Zuvella, Paul	1991
Samuel, Juan	1992
Cone, David	1993
Appier, Kevin	1996-99
Dunwoody, Todd	2000

Suzuki, Mac	2001-02
Perez, Neifi	2002
Wathan, Dusty	2002
Jacobs, Mike	2009
Getz, Chris	2010-13
Davis, Wade	2014-16

18

Kelly, Pat	1969-70
Hopkins, Gail	1971-73
Covens, Al	1974-79
Mulliniks, Rance	1980-81
Renko, Steve	1983
Balboni, Steve	1984
Saberhagen, Bret	1987-91
Randa, Joe	1995
Damon, Johnny	1996-2000
Ibanez, Raul	2001-03, 2014
Stinnett, Kelly	2004
Ambres, Chip	2005
Kendall, Jason	2010
Ibanez, Raul	2014
Zobrist, Ben	2015

19

Fiore, Mike	1969-70
Matchick, Tom	1970
Knoop, Bobby	1971-72
White, Frank	1973
Bries, Nelson	1974-75
Wilson, Willie	1976
Zdeb, Joe	1977-79
Cardenal, Jose	1980
Wills, Jose	1983-84
Stoddard, Bob	1987
Bannister, Floyd	1988-89
Conine, Jeff	1990, 1992, 1998
Wilkerson, Curtis	1993
Kreuter, Chad	1999
Johnson, Brian	2000
Delgado, Wilson	2000
Henry, Doug	2001
Pellow, Kit	2002
McDonald, Donzell	2002
Patterson, Jarrod	2003
Anderson, Brian	2003-05
Bannister, Brian	2008-10
Falu, Irving	2012-13
Valencia, Danny	2014
Kratz, Erik	2014-15
Cuthbert, Cheslor	2015-17

20

(retired in 1995)

Campanis, Jim	1969-70
Montgomery, Monty	1971-72
Raziano, Barry	1973
White, Frank	1974-90

21

Martinez, Buck	1969, 1974-77
Monteagudo, Aurelio	1970
Kusnyer, Art	1978
Rodriguez, Eduardo	1979
Twitty, Jeff	1980
Creel, Keith	1982-83
Dent, Buckley	1984
Smith, Lonnie	1985-87
Montgomery, Jeff	1988-99
Carrasco, D.J.	2004-05
Redman, Mark	2006
Butler, Billy	2007
Olivo, Miguel	2008-09
Francoeur, Jeff	2011-13
Carroll, Jamey	2013

22

Rooker, Jim	1969
Burgmeier, Tom	1970-73
Leonard, Dennis	1974-86
Eisenreich, Jim	1987-90
McReynolds, Kevin	1992-93
Cone, David	1994
Nunnally, Jon	1995-97
Sutton, Larry	1997-99
Spojaric, Paul	2000
Ortiz, Hector	2000-01
Brito, Juan	2002

Gonzalez, Juan	2004
Bayliss, Jonah	2005
Mays, Joe	2006
Keppel, Bobby	2006
Maier, Mitch	2006
Podsednik, Scott	2010
May, Lucas	2010
Davis, Wade	2013

23

O'Riley, Don	1969
Fitzmorris, Al	1970-72
Mingori, Steve	1973-79
Barranca, German	1980
Geronimo, Cesar	1981-83
Gubicza, Mark	1984-96
Morris, Hal	1998
Matos, Julius	2003
Greinke, Zack	2004-10
Duffy, Danny	2011-12
Johnson, Elliot	2013
Pena, Carlos	2013
Aoki, Nori	2014

24

Hernandez, Jackie	1969-70
Aikens, Willie	1980-83
Motley, Darryl	1984-86
Owen, Larry	1987-88
Schulz, Jeff	1989-90
Mayne, Brent	1991-95
Scanlan, Bob	1996
Clark, Terry	1996
Dye, Jermaine	1997-2001
Tucker, Michael	2002-03
Thompson, Rich	2004
Matco, Ruben	2004
Berger, Brandon	2004
Teahen, Mark	2005-09
Ankiel, Rick	2010
Betemit, Wilson	2011
Navarro, Yamaico	2011
Tejada, Miguel	2013
Colon, Christian	2014-17

25

Drabowsky, Moe	1969-70
Campanis, Jim	1970
Splittorff, Paul	1971
McCormick, Mike	1971
Rooker, Jim	1972
Jackson, Mike	1972-73
Brett, George	1973-74
Scott, Rodney	1975
Poquette, Tom	1976-79
Chamberlain, Craig	1979
Brett, Ken	1980-81
Martin, Jerry	1982-83
Jackson, Danny	1984-86
Thurman, Gary	1987-92
Hiatt, Phil	1993, 1995
Norman, Les	1996
Lima, Jose	2003
Johnson, Rontrez	2003
Tomko, Brett	2008
Ka'aihue, Kila	2008, 2010-11
Robinson, Clint	2012
Teaford, Everett	2013
Coleman, Casey	2014
Morales, Kendry	2015-16



ALL-TIME NUMERICAL ROSTER (CONT.)

26

Cisco, Galen	1969
Otis, Amos	1970-83
Farr, Steve	1985-90
Puhl, Terry	1991
Clark, Dave	1991
Benzinger, Todd	1991
Sauveur, Rich	1992
Heaton, Neal	1992
Pulliam, Harvey	1993
James, Chris	1995
Fasano, Sal	1996-98
Martinez, Felix	1999
Fasano, Sal	2001
Austin, Jeff	2001-02
DiFelice, Mike	2003
Smith, Jason	2007-08
Freel, Ryan	2009
Miller, Jai	2010
Francis, Jeff	2011
Kottaras, George	2013
Pena, Francisco	2014-15
Minor, Mike	2017

27

Bunker, Wally	1969-71
Clemons, Lance	1971
Littell, Mark	1973
Hoerner, Joe	1973-74
Martin, Renie	1979-81
Tufts, Bob	1982
Hammond, Steve	1982
Beckwith, Joe	1984-85
Kingery, Mike	1986
Bosley, Thad	1987-88
Aquino, Luis	1988-92
Granger, Jeff	1993-94, 1996
Samuel, Juan	1995
Bones, Ricky	1997
Vitiello, Joe	1998
Brown, Dee	1998-2002
Patterson, Jarrod	2003
Field, Nate	2003
Anderson, Brian	2003
Bautista, Jose	2004
Bautista, Denny	2004-06
Yabuta, Yasuhiko	2008
Pena, Brayan	2009-12
Gutierrez, J.C.	2013
Maxwell, Justin	2013-14
Finnegan, Brandon	2014-15
Mondesi, Raul	2016-17

28

Paepke, Dennis	1969
Wright, Ken	1970-73
Pinson, Vada	1974-75
Sanders, Ken	1976
McGilberry, Randy	1978
Nettles, Jim	1979
Chamberlain, Craig	1980
Paschall, Bill	1981
Frost, Dave	1982
Rasmussen, Eric	1983
Moreno, Omar	1985
Bankhead, Scott	1986
Macfarlane, Mike	1987
Garber, Gene	1987
Crawford, Steve	1990-91
Meacham, Rusty	1992-95
Bell, Jay	1997
Rapp, Pat	1998
Hubbard, Trenidad	2001
Harvey, Ken	2001, 2003-05
Phillips, Paul	2006
Dotel, Octavio	2007
Davies, Kyle	2007-09
Pina, Manuel	2011-12

29

Butler, Bill	1969-71
Murphy, Tom	1972
Bird, Doug	1973-78
Quisenberry, Dan	1979-88
Palacios, Rey	1988-90
Gwynn, Chris	1992
Brewer, Billy	1993

Coleman, Vince	1994-95
Sweeney, Mike	1995-2007

30

Spriggs, George	1969
Johnson, Bob	1970
Hovley, Steve	1972-73
Cepeda, Orlando	1974
Jones, Ruppert	1976
Washington, U.L.	1977-84
LaCoss, Mike	1985
Gumpert, Dave	1987
Tabler, Pat	1988-90
Gibson, Kirk	1991
Wilkinson, Curtis	1992
Brooks, Hubie	1993-94
Olson, Gregg	1995
Oferman, Jose	1996-98
Rigby, Brad	1999-2000
Berger, Brandon	2001-03
Santiago, Benito	2004
Gotay, Ruben	2004-05
Keppinger, Jeff	2006
Strandridge, Jason	2007
Cortez, Fernando	2007
Huber, Justin	2007
Aviles, Mike	2008-10
Bourgeois, Jason	2012
Ventura, Yordano	2013-16

31

Taylor, Hawk	1969-70
McGilberry, Randy	1977-78
Cripe, Dave	1978
Christenson, Gary	1979-80
Schattinger, Jeff	1981
Armstrong, Mike	1982-83
Saberhagen, Bret	1984-86
Shirley, Bob	1987
Reyes, Melido	1987
Sanchez, Israel	1988, 1990
Garber, Gene	1988
Howard, David	1991
DiPino, Frank	1993
Cadaret, Greg	1993
Tucker, Michael	1995-96
Myers, Rod	1997
Mack, Shane	1998
Vitiello, Joe	1999
Rakers, Jason	2000
Meadows, Brian	2001
My, Darrell	2002
Lopez, Albie	2003
Abbott, Paul	2003
Murphy, Donnie	2004
Gettis, Byron	2004
Brown, Adrian	2004
Murphy, Donnie	2005
Duckworth, Brandon	2007-08
Huges, Dusty	2009-10
Coleman, Louis	2012-14
Gomes, Jonny	2015
Kennedy, Ian	2016-17

32

Hedlund, Mike	1969-72
O'Riley, Don	1970
Garber, Gene	1973-74
McClure, Bob	1976
Wilson, Willie	1977
Gura, Larry	1978-85
Pecota, Bill	1986-91
Rossy, Rico	1992-93
Browning, Tom	1995
Young, Kevin	1996
Vitiello, Joe	1997
Lopez, Mendy	1998
Laxton, Brett	2000
George, Chris	2002-04
Costa, Shane	2006-07
Mahay, Ron	2008-09
Moore, Vin	2011-12
Mazzaro, Adam	2013
Pardes, Jimmy	2014
Young, Chris	2015-17
Maurer, Brandon	2017

33

Oliver, Bob	1969-72
Pattin, Marty	1974-80
Hammaker, Atlee	1981
Blue, Vida	1982-83
Davis, Butch	1983-84
Seitzer, Kevin	1986-91
Haney, Chris	1992-98
Durbin, Chad	1999-2002
Leskanic, Curtis	2003-04
Burkhart, Morgan	2003
Santiago, Benito	2004
Lima, Jose	2005
Quintero, Humberto	2012
Guthrie, Jeremy	2013-14
Shields, James	2013-14
Flynn, Brian	2016-17

34

Burgmeier, Tom	1969
Splittorff, Paul	1972-84
Bell, Terry	1986
Capra, Nick	1988
McWilliams, Larry	1989-90
Clarke, Stan	1989
Codioli, Chris	1990
Wagner, Hector	1991
Jose, Felix	1993-95
Pittsley, Jim	1997-99
Wallace, Derek	1999
Pisciotta, Marc	1999
Stein, Blake	2001-02
May, Darrell	2003-04
Diaz, Matt	2005
Hudson, Luke	2006-07
Wright, Jamey	2009
Davies, Kyle	2010-11
Abreu, Tony	2012
Peguero, Carlos	2014
Wood, Travis	2017
Cahill, Trevor	2017

35

Nelson, Roger	1969-72
Throop, George	1975, 1977-79
Nelson, Roger	1976
Bruno, Tom	1976
Eaton, Craig	1979
Eastwick, Rawly	1980
Wright, Jim	1981-82
Johnson, Ron	1982-83
Jones, Lynn	1984-86
Lee, Mark	1988
Filson, Pete	1990
Pichardo, Hipolito	1993-98
Batista, Miguel	2000
Bukvich, Ryan	2002-04
Brown, Emil	2005-07
Maier, Mitch	2008-09
Hosmer, Eric	2011-17

36

Abernathy, Ted	1970-72
Tufts, Bob	1982-83
Jackson, Grant	1982
Perry, Gaylord	1983
Leeper, Dave	1985
Johnson, Rondin	1986
Gordon, Tom	1988-90, 1992-95
Mercedes, Henry	1996
Martinez, Felix	1997
Long, Ryan	1997
Beltran, Carlos	1998-2000
Byrd, Paul	2001-02
Snyder, Kyle	2003
Pickering, Calvin	2004-05
Stemle, Steve	2006
Etherton, Seth	2006
De La Rosa, Jorge	2006-07
Dwyer, Chris	2013
Volquez, Edinson	2015-16
Gallagher, Cam	2017



37

Jones, Steve	1969
Patek, Freddie	1971-74
Sadecki, Ray	1976
Gura, Larry	1976-77
Gaudet, Jim	1978
Sheridan, Pat	1981
Berenguer, Juan	1981
Botelho, Derek	1982
Ashford, Tucker	1984
Leibrandt, Charlie	1984-89
Dotson, Richard	1990
Ballier, Jay	1990
Johnston, Joel	1992
Gardner, Mark	1993
Rasmussen, Dennis	1995
McGinnis, Russ	1995
Anderson, Scott	1995
Huisman, Rick	1995-96
Suppan, Jeff	1998-2002
Lloyd, Graeme	2003
Huisman, Justin	2004
Stemle, Steve	2005
Elarton, Scott	2006-07
Cruz, Juan	2009-10
O'Sullivan, Sean	2010-11
Ciriaco, Pedro	2013-14
Downs, Scott	2014
Moss, Brandon	2017

38

Cram, Jerry	1969
Lopez, Aurelio	1974
Gale, Rich	1978-81
Rivera, Bombo	1982
Huismann, Mark	1983-86
Shields, Steve	1986
Madison, Scotti	1987-88
Leach, Terry	1989
McGaffigan, Andy	1990-91
Benzinger, Todd	1991
Reed, Rick	1992-93
Milacki, Bob	1994
Stynes, Chris	1995
Converse, Jim	1997
Pose, Scott	1999-2000
Grimsley, Jason	2001-04
Nunez, Abraham	2004
Jensen, Ryan	2005
Booker, Chris	2006
Duckworth, Brandon	2006
Buckner, Billy	2007
Wood, Blake	2010-11
Bonifacio, Jorge	2017

39

Alcaraz, Luis	1969
Hopkins, Gail	1971
Angelini, Norm	1972
Fitzmorris, Al	1973-76
Angelini, Norm	1973
Lance, Gary	1977
Hrabosky, Al	1978-79
Keatley, Greg	1981
Castro, Bill	1982-83
Gleaton, Jerry Don	1987-89
Gardner, Wes	1991
Cole, Stu	1991
Benitez, Yamil	1997
Mathews, Terry	1999
Bochtler, Doug	2000
Hernandez, Roberto	2001-02
Lowe, Sean	2003
Snyder, Kyle	2005-06
Andrade, Steve	2006
Shealy, Ryan	2006
Brazell, Craig	2007
Mendoza, Luis	2010-13
Hendriks, Liam	2014
Medlen, Kris	2015-16
Hammel, Jason	2017

40

Zachary, Chris	1969
Wickersham, Dave	1969
York, Jim	1970-71
Busby, Steve	1972-76, 1978-80

Jones, Mike	1981
Black, Bud	1982-88
Luecken, Rick	1989
Smith, Daryl	1990
Young, Curt	1992
Koslofski, Kevin	1992-94
Mota, Jose	1995
Hernandez, Runelvys	2002-06
Bannister, Brian	2007
Wells, Kip	2008
Farnsworth, Kyle	2009-10
Herrera, Kelvin	2011-17

41

Drago, Dick	1969-73
McDaniel, Lindy	1974-75
Ferreira, Tony	1985
Habyan, John	1993
Brewer, Billy	1994-95
Belcher, Tim	1996-98
Wengert, Don	1999
Stein, Blake	1999-2000
Fussell, Chris	1999
Reichert, Dan	2001-02
Gobbie, Jimmy	2003-08
DiNardo, Lenny	2009
Juffington, Bryan	2010
Bellness, Jeremy	2011-12
Duffy, Danny	2013-17

42

(retired in 1997)

Fitzmorris, Al	1969
Martinez, Buck	1974-75
Marshall, Keith	1973
Hall, Tom	1976-77
Paschall, Bill	1979
DiNardo, Lenny	1992
Henderson, Dave	1994
Goodwin, Tom	1995-97

43

Splittorff, Paul	1970
Dal Canton, Bruce	1971-75
Sadecki, Ray	1975
Paschall, Bill	1978
Barranca, German	1979
Schatzeder, Dan	1991
Davis, Storm	1991
Belinda, Stan	1994
Lockhart, Keith	1995
Halter, Shane	1997
Febles, Carlos	1998
Chavez, Andy	2001
Perry, Chan	2002
Obermueller, Wes	2002
Levine, Al	2003
Leskanic, Curtis	2003
Seanez, Rudy	2004
Gomez, Alexis	2004
Nunez, Leo	2005-06
Shealy, Ryan	2007-08
Crow, Aaron	2011-14
Coleman, Dusty	2015
Feliz, Nefali	2017

44

Northey, Scott	1969
Taylor, Carl	1971
Scott, Rodney	1975
Vitiello, Joe	1995-96
Davis, Chli	1997
Barber, Brian	1998-99
Zaun, Gregg	2000-01
Robinson, Kerry	2006
Hochevar, Luke	2007-13, 2015-16

45

Simpson, Wayne	1973
Garcia, Danny	1981
Heath, Kelly	1982
Jackson, Danny	1983
Balboni, Steve	1985-88
Buchanan, Bob	1989
Morman, Russ	1990-91
Jose, Felix	1994
Jacome, Jason	1995-97

Casian, Larry	1997
Evans, Bart	1998
Moreno, Orber	1999
Guiel, Aaron	2002-06
Perez, Odalis	2006-07
Waechter, Doug	2009
Adams, Lane	2014
Morales, Franklin	2015

46

Rico, Fred	1969
Cram, Jerry	1976
Heaton, Neal	1992
Caceres, Edgar	1995
Pugh, Tim	1996
Lennon, Patrick	1996
Bluma, Jaime	1996
Williams, Mike	1997
Service, Scott	1997
Santiago, Jose	1998
Allensworth, Jermaine	1998
Santiago, Jose	1999-2001
Voyles, Brad	2001-03
Wood, Mike	2004-06
Nunez, Leo	2007-08
Hernandez, Luis	2009
Betemit, Wilson	2010
Coleman, Louis	2011
Hottovy, Tommy	2012
Marks, Justin	2014
Torres, Ramon	2017

47

Berry, Sean	1990-91
Rasmussen, Dennis	1992-93
Goodwin, Tom	1994
Fleming, Dave	1995
Bevil, Brian	1996-98
Witasick, Jay	1999-2000
Rekar, Bryan	2002
Sullivan, Scott	2004
Dessens, Elmer	2006
Braun, Ryan	2006-07
Ponson, Sidney	2009
Marte, Victor	2009-10
Adcock, Nate	2011-12
Morales, Franklin	2015
Cueto, Johnny	2015
Moylan, Peter	2016-17

48

Wright, Ken	1970
Reichardt, Rick	1974
Colborn, Jim	1977-78
Hood, Don	1982-83
Power, Ted	1988
Davis, Mark	1990-92
Berenguer, Juan	1992
Hamelin, Bob	1993
Cookson, Brent	1995
Olson, Gregg	1997
Service, Scott	1998-99
Spradlin, Jerry	2000
Affeldt, Jeremy	2002-06
Soria, Joakim	2007-11
Mariot, Michael	2014-15
Soria, Joakim	2016-17



ALL-TIME NUMERICAL ROSTER (CONT.)

49

Valdespino, Sandy	1971
Cram, Jerry	1976
Motley, Darryl	1983
Sanchez, Orlando	1984
Pujols, Luis	1984
Davis, John	1987
Crawford, Steve	1989
Mayne, Brent	1990
Cromartie, Warren	1991
Shifflett, Steve	1992
Linton, Doug	1995-96
Williams, Mitch	1997
Santiago, Jose	1997
Bones, Ricky	1998
Fussell, Chris	1999-2000
Wright, Jamey	2003
Reyes, Dennys	2004
Bale, John	2007-09
Odorizzi, Jake	2012
Joseph, Donnie	2013-14
Blanton, Joe	2015
Coleman, Louis	2015
Buchter, Ryan	2017

50

Jones, Mike	1980
Scranton, Jim	1984
Hargesheimer, Alan	1986
Shumpert, Terry	1990
Corbin, Archie	1991
Sampen, Bill	1992-93
Belinda, Stan	1993
Bunch, Melvin	1995
Rosado, Jose	1996-2000
Robinson, Kenny	1996
Caruso, Mike	2002
Giffilan, Jason	2003
Serrano, Jimmy	2004
Burgos, Ambiorix	2005-06
Teixeira, Kanekoa	2011
Mijares, Jose	2012
Moore, Adam	2012
Almonte, Miguel	2015, 2017

51

de los Santos, Luis	1988
Pulliam, Harvey	1991-93
Burgos, Enrique	1993
Pittsley, Jim	1995
Damon, Johnny	1995
Valera, Julio	1996
Veres, Randy	1997
Rios, Danny	1998
Hatcher, Chris	1998
Morman, Alvin	1999
Wilson, Kris	2000-03
Sisco, Andrew	2005-06
Tejeda, Robinson	2008-11
Broxton, Jonathan	2012
Vargas, Jason	2014-17

52

Phelps, Ken	1980-81
Stottlemeyer, Mel	1990
Boddicker, Mike	1991-92
Torres, Dilson	1995
Perez, Mike	1997
de la Maza, Roland	1997
Ortiz, Hecto	1998
Quinn, Mark	1999-2000
Bottalico, Ricky	2000
Shouse, Brian	2002
Hill, Jeremy	2002-03
Kinney, Matt	2004
Demaria, Chris	2005
Dohmann, Scott	2006
Ramirez, Horacio	2008-09
Chen, Bruce	2009-14

53

Concepcion, Onix	1980
Pedre, Jorge	1991
Moeller, Dennis	1992
Santovenia, Nelson	1993
DeJesus, Jose	1994

Converse, Jim	1995
Rusch, Glendon	1997-99
Carter, Lance	1999
George, Chris	2001
Asencio, Miguel	2002-03
Howell, J.P.	2003
Diaz, Jose	2006
Rosa, Carlos	2008-09
Teixeira, Kanekoa	2010
Cabrera, Melky	2011
Smith, Will	2012-13
Skoglund, Eric	2017
Cabrera, Melky	2017

54

DeJesus, Jose	1988-89
Encarnacion, Luis	1990
Pierce, Ed	1992
Reichert, Dan	1999-2000
Larkin, Andy	2000
MacDougal, Mike	2001-06
Riske, David	2007
Fulchino, Jeff	2008
Lerew, Anthony	2009-10
Santana, Ervin	2013-15
Frasor, Jason	2014-15
Alexander, Scott	2015-17

55

Appier, Kevin	1989-95, 2003-04
McDill, Allen	1998
Byrdak, Tim	1998
Suzuki, Mac	1999-2000
Cogan, Tony	2001
Field, Nate	2003
Nelson, Joe	2006
Meche, Gil	2007-10
Collins, Tim	2011-14
Karns, Nate	2017

56

McRae, Brian	1990-94
Whisenant, Matt	1997-99
McDill, Allen	2000
D'Amico, Jeff	2000
Sedlacek, Shawn	2002
Field, Nate	2003
Walrond, Les	2003
Cerda, Jaime	2004-05
Wellmeyer, Todd	2006-07
Ramirez, Ramon	2008
Colon, Roman	2009-10
Holland, Greg	2010-15

57

Ryal, Mark	1982
Campbell, Jim	1990
Magnante, Mike	1991-96
Walker, Jamie	1997-98
Bevil, Brian	1997
Ray, Ken	1999
Murray, Dan	1999-2000
Mullen, Scott	2000-03
Field, Nate	2003-05
Peralta, Joel	2006-08
Yabuta, Yasuhiko	2009
Thompson, Brad	2010
Chavez, Jesse	2010-11
Sanchez, Jonathan	2012

58

Leeper, Dave	1984
Wagner, Hector	1990
Johnston, Joel	1991
Pichardo, Hipolito	1992
Myers, Rod	1996
Carrasco, Hector	1997
Byrdak, Tim	1999-2000
Bailey, Cory	2001-02
DeHart, Rick	2003
Camp, Shawn	2004-05
Bernero, Adam	2006
Musser, Neal	2007-08

59

Maldonado, Carlos	1990-91
Meadows, Brian	2000
Carrasco, D.J.	2003
Villacis, Eduardo	2004
Vasquez, Jorge	2004
Humber, Phil	2010
Paulino, Felipe	2011-12
Farrell, Luke	2017
Machado, Andres	2017

60

Dozier, Hunter	2016
----------------	------

61

Hegman, Bob	1985
Teaford, Everett	2011-12
McCarthy, Kevin	2016-17

62

Verdugo, Ryan	2012
Brooks, Aaron	2014
Pounders, Brooks	2016
Albuquerque, Al	2017
Gaviglio, Sam	2017

63

Stewart, Andy	1997
Newman, Josh	2008
Pino, Yohan	2015
Mills, Alec	2016
Maness, Seth	2017

64

Bonifacio, Emilio	2013
Strahm, Matt	2016-17
Garcia, Onelki	2017
Morin, Mike	2017

65

Rupe, Josh	2010
Junis, Jakob	2017

66

Thomson, John	2007
Colon, Roman	2012

67

Parrish, John	2007
Bueno, Francisley	2012-13
Wang, Chien-Ming	2016

68

Rodriguez, Wilking	2014
--------------------	------

69

Skoglund, Eric	2017
----------------	------

91

Nomo, Hideo	2008
-------------	------



MANAGERS/COACHES

2	
White, Jo Jo	1969
Lemon, Bob (MGR)	1970-72
Boone, Bob (MGR)	1995, 1997
Yost, Ned (MGR)	2010
3	
Harder, Mel	1969
Schultz, Joe	1970
Cisco, Galen	1971-74, 1976-78
Yost, Ned (MGR)	2011-17
4	
Dunlop, Harry	1969-75
Hiller, Chuck	1976-79
Mauch, Gene	1995
5 (retired in 1994)	
Friend, Owen	1969
Carnevale, Dan	1970
Strickland, George	1970-72
Brett, George	2013
6	
Gordon, Joe (MGR)	1969
Pena, Tony (MGR)	2002-05
Owen, Dave	2008-09
7	
Mayberry, John	1989-90
Owen, Dave	2010
Sisson, Doug	2012
8	
Boone, Bob (MGR)	1996
Barnett, Mike	2006-08
9	
Cisco, Galen	1975
Quirk, Jamie	1994-2001
10 (retired in 1987)	
Howser, Dick (MGR)	1982-87
11	
Strickland, George	1972
McRae, Hal (MGR)	1987, 1991-94
Sisson, Doug	2011
12	
Wathan, John (MGR)	1986-91
Gibbons, John	2009
13	
Mizerock, John	2002-04
14	
Boros, Steve	1975-79, 1994
May, Lee	1984-86, 1993-94
Rodriguez, Eddie	2010-13
15	
Kuntz, Rusty	2010
Cadahia, Chino	2012-13
Kuntz, Rusty	2014
16	
Sullivan, John	1979
17	
Silverio, Luis	2003-08
18	
Jones, Joe	1987, 1992, 2005
Cumberland, John	2004
Kendall, Fred	2006-07
Kuntz, Rusty	2008-09, 2012-14, 2015-17

19	
Luzinski, Greg	1995-97
Doran, Bill	2005-07
20 (retired in 1995)	
White, Frank	1997-2001
21	
Lemon, Bob (MGR)	1972
Howser, Dick (MGR)	1981
Gamboa, Tom	2001-03
Sveum, Dale	2014-17
22	
Burgmeier, Tom	1991
Howser, Dick (MGR)	2003, 2005
Hillman, Trey (MGR)	2008-09
Wakamatsu, Don	2014-17
23	
Johnson, Lamar	1999-2002
Jirschele, Mike	2015-17
24	
Lau, Charley	1971-75, 1977-78
Herzog, Whitey (MGR)	1975-79
Maier, Mitch	2017
25	
Dauer, Rich	1998
Poldberg, Brian	2004-05
Bell, Buddy (MGR)	2005-07
26	
Pentland, Jeff	2004
David, Andre	2005-06
27	
Lau, Charley	1976
Poldberg, Brian	2007
28	
Lum, Mike	1988-89
Wiley, Mark	1999
Grifol, Pedro	2014-17
30	
Strom, Brent	2000-01
31	
McKeon, Jack (MGR)	1973-75
33	
McClure, Bob	2006-11
34	
Malooof, Jack	2013
35	
Jones, Lynn	1991-92
Nipper, Al	2001-02
36	
Metro, Charlie (MGR)	1970
Cisco, Galen	1976
Connors, Billy	1980-81
Seitzer, Kevin	2009-12
37	
Dobson, Pat	1991
Hansen, Guy	2005
38	
Cox, Jeff	1995
Poquette, Tom	1997-98
39	
Page, Mitchell	1995-97
Burgmeier, Tom	1998, 2000
Mason, Mike	2004
40	
Colavito, Rocky	1982-83
Muser, Tony (MGR)	1997-2002

41	
Frey, Jim (MGR)	1980-81
Nossek, Joe	1982-83
Ferraro, Mike	1984-86
Gardner, Billy (MGR)	1987
Garrett, Adrian	1988-92
42 (retired in 1997)	
Martinez, Jose	1980-87
Schaefer, Bob	1988-1991, 2003-05
Kison, Bruce	1992-94, 1996-98
43	
MacKenzie, Gordy	1980-81
Boyer, Cloyd	1982-83
Blaylock, Gary	1984-87
Funk, Frank	1988-90
Hansen, Guy	1991-92, 1997
Boros, Steve	1993
Burgmeier, Tom	1999
44	
Schaffer, Jim	1980-88
Ezell, Glenn	1989-94
Schaefer, Bob	2002
Buchanan, Brian	2017
45	
May, Lee	1992
46	
Renick, Rick	1981
Bedell, Howie	1984
Napoleon, Ed	1987-88
Hansen, Guy	1993
47	
Cumberland, John	2002-03
48	
David, Andre	2013
Grifol, Pedro	2013
49	
Poldberg, Brian	2006
Gibbons, John	2011
50	
Mizerock, John	2008-09
Gibbons, John	2010
54	
Kison, Bruce	1995
Foster, Steve	2012
55	
Hansen, Guy	1996
56	
Foli, Tim	1996
Dauer, Rich	1997, 1999-2002
57	
Henry, Doug	2013-17
58	
Foster, Steve	2010-11
Eiland, Dave	2012-17
59	
Rodriguez, Eddie	2009
Jirschele, Mike	2014
81	
Kuntz, Rusty	2015
88	
Hillman, Trey (MGR)	2010



ALL-TIME OPENING DAY LINEUPS

MOST OPENING DAY STARTS (BY POSITION)

Appier, Kevin (7).....P	Patek, Fred (8).....SS
Macfarlane/Perez (5).....C	Gordon, Alex (7).....LF
Mayberry/Sweeney (6).....1B	Otis, Amos (11).....CF
White, Frank (15).....2B	Tartabull, Danny (5).....RF
Brett, George (12).....3B	McRae, Hal (10).....DH

1969

Piniella, Lou.....CF
Adair, Jerry.....2B
Kirkpatrick, Ed.....LF
Foy, Joe.....3B
Harrison, Chuck.....1B
Oliver, Bob.....RF
Rodriguez, Ellie.....C
Hernandez, Jack.....SS
Bunker, Wally.....P

1970

Kelly, Pat.....RF
Fiore, Mike.....1B
Otis, Amos.....CF
Oliver, Bob.....3B
Piniella, Lou.....LF
Alcaraz, Luis.....2B
Hernandez, Jack.....SS
Rodriguez, Ellie.....C
Bunker, Wally.....P

1971

Patek, Fred.....SS
Keough, Joe.....RF
Otis, Amos.....CF
Piniella, Lou.....LF
Oliver, Bob.....1B
Rojas, Cookie.....2B
Schaal, Paul.....3B
Martinez, Buck.....C
Drago, Dick.....P

1972

Hovley, Steve.....CF
Schaal, Paul.....3B
Rojas, Cookie.....2B
Piniella, Lou.....LF
Mayberry, John.....1B
Oliver, Bob.....RF
May, Jerry.....C
Floyd, Bob.....SS
Drago, Dick.....P

1973

Patek, Fred.....SS
Rojas, Cookie.....2B
Otis, Amos.....CF
Mayberry, John.....1B
McRae, Hal.....LF
Kirkpatrick, Ed.....DH
Piniella, Lou.....RF
Schaal, Paul.....3B
May, Jerry.....C
Busby, Steve.....P

1974

Patek, Fred.....SS
Wohlford, Jim.....LF
Pinson, Vada.....RF
Mayberry, John.....1B
Otis, Amos.....CF
Rojas, Cookie.....2B
McRae, Hal.....DH
Schaal, Paul.....3B
Healy, Fran.....C
Splitteriff, Paul.....P

1975

Patek, Fred.....SS
Otis, Amos.....CF
Mayberry, John.....1B
McRae, Hal.....RF
Killebrew, Harmon.....DH
Brett, George.....3B
Pinson, Vada.....LF
Rojas, Cookie.....2B
Healy, Fran.....C
Busby, Steve.....P

1976

Nelson, Dave.....DH
Otis, Amos.....CF
Brett, George.....3B
Mayberry, John.....1B
McRae, Hal.....LF
Cowens, Al.....RF
Healy, Fran.....C
Patek, Fred.....SS
White, Frank.....2B
Splitteriff, Paul.....P

1977

Brett, George.....3B
McRae, Hal.....DH
Otis, Amos.....CF
Mayberry, John.....1B
Cowens, Al.....RF
Zdeb, Joe.....LF
Martinez, Buck.....C
Patek, Fred.....SS
White, Frank.....2B
Splitteriff, Paul.....P

1978

Wilson, Willie.....LF
McRae, Hal.....DH
Brett, George.....3B
Cowens, Al.....RF
Hurdle, Clint.....1B
Otis, Amos.....CF
Porter, Darrell.....C
Patek, Fred.....SS
White, Frank.....2B
Leonard, Dennis.....P

1979

Brett, George.....3B
White, Frank.....2B
Otis, Amos.....CF
Cowens, Al.....RF
McRae, Hal.....DH
Porter, Darrell.....C
Wathan, John.....1B
Hurdle, Clint.....LF
Patek, Fred.....SS
Leonard, Dennis.....P

1980

Wilson, Willie.....CF
McRae, Hal.....DH
Brett, George.....3B
Aikens, Willie.....1B
LaCock, Jamie.....LF
Quirk, Pete.....C
Hurdle, Clint.....RF
White, Frank.....2B
Washington, U.L.....SS
Leonard, Dennis.....P

1981

Wilson, Willie.....CF
McRae, Hal.....DH
Brett, George.....3B
Aikens, Willie.....1B
Otis, Amos.....LF
Hurdle, Clint.....RF
Wathan, John.....C
Washington, U.L.....SS
White, Frank.....2B
Gura, Larry.....P

1982

Wilson, Willie.....LF
Wathan, John.....C
Brett, George.....3B
Aikens, Willie.....1B
Otis, Amos.....CF
McRae, Hal.....DH
Martin, Jerry.....RF
White, Frank.....2B
Washington, U.L.....SS
Leonard, Dennis.....P

1983

Wilson, Willie.....LF
Washington, U.L.....SS
Brett, George.....3B
Otis, Amos.....CF
McRae, Hal.....DH
Aikens, Willie.....1B
White, Frank.....RF
Martin, Jerry.....2B
Wathan, John.....C
Gura, Larry.....P

1984

Concepcion, Onix.....SS
Davis, Butch.....LF
White, Frank.....2B
McRae, Hal.....DH
Balboni, Steve.....1B
Motley, Darryl.....RF
Slaught, Don.....C
Sheridan, Pat.....CF
Pryor, Greg.....3B
Black, Bud.....P

1985

Wilson, Willie.....CF
Sheridan, Pat.....RF
Brett, George.....3B
Orta, Jorge.....DH
Balboni, Steve.....1B
Motley, Darryl.....LF
White, Frank.....CF
Sundberg, Jim.....C
Concepcion, Onix.....SS
Black, Bud.....P

1986

Smith, Lonnie.....LF
Wilson, Willie.....CF
Brett, George.....3B
McRae, Hal.....DH
White, Frank.....2B
Balboni, Steve.....1B
Motley, Darryl.....RF
Sundberg, Jim.....C
Salazar, Angel.....SS
Black, Bud.....P

1987

Wilson, Willie.....CF
Seitzer, Kevin.....1B
Tartabull, Danny.....RF
Brett, George.....3B
White, Frank.....2B
Jackson, Bo.....LF
Balboni, Steve.....DH
Hearn, Ed.....C
Biancalana, Buddy.....SS
Jackson, Danny.....P

1988

Wilson, Willie.....CF
Seitzer, Kevin.....3B
Brett, George.....DH
Tartabull, Danny.....RF
White, Frank.....2B
Balboni, Steve.....1B
Jackson, Bo.....LF
Macfarlane, Mike.....C
Stillwell, Kurt.....SS
Saberhagen, Bret.....P

1989

Wilson, Willie.....CF
Seitzer, Kevin.....3B
Brett, George.....1B
Tartabull, Danny.....RF
Tabler, Pat.....DH
Jackson, Bo.....LF
Boone, Bob.....C
White, Frank.....2B
Stillwell, Kurt.....SS
Gubicza, Mark.....P

1990

Perry, Gerald.....DH
Seitzer, Kevin.....3B
Brett, George.....1B
Jackson, Bo.....LF
Tartabull, Danny.....RF
Eisenreich, Jim.....CF
Stillwell, Kurt.....SS
White, Frank.....2B
Boone, Bob.....C
Saberhagen, Bret.....P

1991

McRae, Brian.....CF
Seitzer, Kevin.....3B
Brett, George.....1B
Tartabull, Danny.....RF
Gibson, Kirk.....DH
Macfarlane, Mike.....C
Stillwell, Kurt.....SS
Thurman, Gary.....LF
Shumpert, Terry.....2B
Saberhagen, Bret.....P

1992

McRae, Brian.....CF
Jefferies, Gregg.....3B
Joyner, Wally.....1B
McReynolds, Kevin.....RF
Brett, George.....DH
Macfarlane, Mike.....C
Miller, Keith.....LF
Howard, David.....SS
Shumpert, Terry.....2B
Appier, Kevin.....P

1993

Miller, Keith.....3B
Joyner, Wally.....1B
Brett, George.....DH
Jose, Felix.....RF
Mayne, Brent.....C
McReynolds, Kevin.....LF
McRae, Brian.....CF
Lind, Jose.....2B
Gagne, Greg.....SS
Appier, Kevin.....P

1994

Coleman, Vince.....LF
McRae, Brian.....CF
Joyner, Wally.....1B
Macfarlane, Mike.....C
Gaetti, Gary.....3B
Hamelin, Bob.....DH
Henderson, Dave.....RF
Gagne, Greg.....SS
Lind, Jose.....2B
Appier, Kevin.....P



1995

Tucker, Michael	LF
Goodwin, Tom	CF
Joyner, Wally	1B
Hamelin, Bob	DH
Jose, Felix	RF
Gaetti, Gary	3B
Gagne, Greg	SS
Mayne, Brent	C
Lind, Jose	2B
Appier, Kevin	P

1996

Roberts, Bip	2B
Goodwin, Tom	LF
Damon, Johnny	CF
Tucker, Michael	RF
Lockhart, Keith	3B
Hamelin, Bob	1B
Vitiello, Joe	DH
MacFarlane, Mike	C
Offerman, Jose	SS
Appier, Kevin	P

1997

Offerman, Jose	2B
Goodwin, Tom	CF
Roberts, Bip	LF
King, Jeff	1B
Bell, Jay	SS
Vitiello, Joe	DH
Dye, Jermaine	RF
Paquette, Craig	3B
Spehr, Tim	C
Appier, Kevin	P

1998

Damon, Johnny	CF
Offerman, Jose	2B
Morris, Hal	LF
King, Jeff	1B
Pendleton, Terry	DH
Palmer, Dean	3B
Sutton, Larry	RF
Sweeney, Mike	C
Martinez, Felix	SS
Belcher, Tim	P

1999

Beltran, Carlos	CF
Randa, Joe	3B
Damon, Johnny	1B
King, Jeff	LF
Sutton, Larry	DH
Dye, Jermaine	RF
Kreuter, Chad	C
Sanchez, Rey	SS
Febles, Carlos	2B
Appier, Kevin	P

2000

Damon, Johnny	LF
Febles, Carlos	2B
Beltran, Carlos	CF
Dye, Jermaine	RF
Sweeney, Mike	1B
Randa, Joe	3B
Quinn, Mark	DH
Johnson, Brian	SS
Sanchez, Rey	SS
Suppan, Jeff	P

2001

Febles, Carlos	2B
Beltran, Carlos	CF
Sweeney, Mike	1B
Dye, Jermaine	RF
Randa, Joe	3B
Quinn, Mark	LF
Brown, Emil	DH
Ortiz, Hector	C
Sanchez, Rey	SS
Suppan, Jeff	P

2002

Knoblauch, Chuck	LF
Perez, Neifi	SS
Beltran, Carlos	CF
Sweeney, Mike	1B
Tucker, Michael	RF
Randa, Joe	3B
Ibanez, Raul	DH
Mayne, Brent	C
Febles, Carlos	2B
Suppan, Jeff	P

2003

Tucker, Michael	CF
Randa, Joe	3B
Sweeney, Mike	1B
Ibanez, Raul	LF
Berger, Brandon	RF
Harvey, Ken	DH
Berroa, Angel	SS
Mayne, Brent	C
Febles, Carlos	2B
Hernandez, Ruvynelvis	P

2004

Berroa, Angel	SS
Beltran, Carlos	CF
Sweeney, Mike	1B
Gonzalez, Juan	RF
Randa, Joe	3B
Harvey, Ken	DH
Santiago, Benito	C
Guiel, Aaron	LF
Relaford, Desi	2B
Anderson, Brian	P

2005

DeJesus, David	CF
Gotay, Ruben	2B
Sweeney, Mike	1B
Pickering, Calvin	DH
Stairs, Matt	RF
Berroa, Angel	SS
Long, Terrance	LF
Buck, John	C
Teahen, Mark	3B
Lima, Jose	P

2006

DeJesus, David	CF
Grudzielanek, Mark	2B
Sweeney, Mike	DH
Sanders, Reggie	RF
Brown, Emil	LF
Mientkiewicz, Doug	1B
Berroa, Angel	SS
Teahen, Mark	3B
Buck, John	C
Elarton, Scott	P

2007

DeJesus, David	CF
Grudzielanek, Mark	2B
Teahen, Mark	RF
Sweeney, Mike	DH
Gordon, Alex	3B
Shealy, Ryan	1B
Gload, Ross	LF
Buck, John	C
Pena, Tony Jr.	SS
Meche, Gil	P

2008

DeJesus, David	CF
Grudzielanek, Mark	2B
Gordon, Alex	3B
Guillen, Jose	RF
Butler, Billy	DH
Teahen, Mark	LF
Gload, Ross	1B
Buck, John	C
Pena, Tony Jr.	SS
Meche, Gil	P

MOST OPENING DAY STARTS (OVERALL)

George Brett (3B, 1B, DH)	18
Frank White (2B)	15
Hal McRae (DH, LF, RF)	13
Amos Otis (CF, LF)	12
Alex Gordon (3B, LF)	10
Willie Wilson (CF, LF)	10
Fred Patek (SS)	8
Mike Sweeney (1B, DH)	8
Kevin Appier (P)	7
Billy Butler (DH, 1B)	7

2009

Crisp, Coco	CF
DeJesus, David	LF
Teahen, Mark	2B
Guillen, Jose	RF
Jacobs, Mike	1B
Butler, Billy	DH
Gordon, Alex	3B
Olivo, Miguel	C
Aviles, Mike	SS
Meche, Gil	P

2010

DeJesus, David	RF
Podsednik, Scott	LF
Butler, Billy	1B
Ankiel, Rick	CF
Guillen, Jose	DH
Bloomquist, Willie	3B
Betancourt, Yuniesky	SS
Kendall, Jason	C
Getz, Chris	2B
Greinke, Zack	P

2011

Aviles, Mike	3B
Cabrera, Melky	CF
Gordon, Alex	LF
Butler, Billy	DH
Ka'aihue, Kila	1B
Francoeur, Jeff	RF
Escobar, Alcides	SS
Treanor, Matt	2B
Getz, Chris	2B
Hochevar, Luke	P

2012

Gordon, Alex	LF
Cain, Lorenzo	CF
Hosmer, Eric	1B
Butler, Billy	DH
Francoeur, Jeff	RF
Betancourt, Yuniesky	2B
Moustakas, Mike	3B
Pena, Brayan	C
Escobar, Alcides	SS
Chen, Bruce	P

2013

Gordon, Alex	LF
Escobar, Alcides	SS
Butler, Billy	DH
Moustakas, Mike	3B
Perez, Salvador	C
Hosmer, Eric	1B
Cain, Lorenzo	CF
Francoeur, Jeff	RF
Getz, Chris	2B
Shields, James	P

2014

Aoki, Nori	RF
Infante, Omar	2B
Hosmer, Eric	1B
Butler, Billy	DH
Gordon, Alex	LF
Perez, Salvador	C
Moustakas, Mike	3B
Cain, Lorenzo	CF
Escobar, Alcides	SS
Shields, James	P

2015

Escobar, Alcides	SS
Moustakas, Mike	3B
Cain, Lorenzo	CF
Hosmer, Eric	1B
Morales, Kendrys	DH
Gordon, Alex	LF
Rios, Alex	RF
Perez, Salvador	C
Infante, Omar	2B
Ventura, Yordano	P

2016

Escobar, Alcides	SS
Moustakas, Mike	3B
Cain, Lorenzo	CF
Hosmer, Eric	1B
Morales, Kendrys	DH
Gordon, Alex	LF
Perez, Salvador	C
Infante, Omar	2B
Fuentes, Reymond	RF
Volquez, Edinson	P

2017

Gordon, Alex	LF
Moustakas, Mike	3B
Cain, Lorenzo	CF
Hosmer, Eric	1B
Perez, Salvador	C
Moss, Brandon	DH
Orlando, Paulo	RF
Escobar, Alcides	SS
Mondesi, Raul	2B
Duffy, Danny	P



AWARD WINNERS

AMERICAN LEAGUE MOST VALUABLE PLAYER

1980 George Brett (BBWAA, *The Sporting News*, AP)

CY YOUNG AWARD

- 1985 Bret Saberhagen (23 of 28 first-place votes)
- 1989 Bret Saberhagen (27 of 28 first-place votes)
- 1994 David Cone (15 of 28 first-place votes)
- 2009 Zack Greinke (25 of 28 first-place votes)

ROOKIE OF THE YEAR

- 1969 Lou Piniella (BBWAA)
- 1989 Tom Gordon (*Baseball Digest*, *USA TODAY*)
- 1994 Bob Hamelin (BBWAA, *The Sporting News*, *Baseball Digest*)
- 1999 Carlos Beltran (BBWAA, *The Sporting News*, *Baseball America*, *Baseball Digest*)
- 2000 Mark Quinn (*The Sporting News*)
- 2003 Angel Berroa (BBWAA, Players Choice Awards)

MAJOR LEAGUE MANAGER OF THE YEAR

1976 Whitey Herzog (UPI)

AL MANAGER OF THE YEAR

- 1976 Whitey Herzog (UPI)
- 2003 Tony Pena (BBWAA, *Sports Illustrated*, *The Sporting News*, *USA Today Sports Weekly*)

EXECUTIVE OF THE YEAR

- 1971 Cedric Tallis (*The Sporting News*)
- 1976 Joe Burke (*The Sporting News*)
- 1985 John Schuerholz (*The Sporting News*)
- 2014 Dayton Moore (MLB.com)
- 2015 Dayton Moore (MLB.com)

ORGANIZATION OF THE YEAR

- Royals (1994-*Baseball America*, *USA Today*, Topps)
- Royals (1995-Topps)
- Royals (2014-*Baseball America*, *MLB.com*)

ALL-STAR GAME MVP

- 1989 Bo Jackson, OF
- 2016 Eric Hosmer, 1B

MAJOR LEAGUE PLAYER OF THE YEAR

- 1979 George Brett (*Baseball Digest*, *Baseball Bulletin*)
- 1980 George Brett (*The Sporting News*, AP, *Sport*, *Baseball Magazine*, *Baseball Digest*)

AMERICAN LEAGUE PLAYER OF THE YEAR

- 1976 George Brett (*Baseball Bulletin*)
- 1980 George Brett (*The Sporting News*, AP)

AMERICAN LEAGUE PITCHER OF THE YEAR

- 1989 Bret Saberhagen (*The Sporting News*)
- 2009 Zack Greinke (*The Sporting News*, MLBPA)

ALCS MOST VALUABLE PLAYER

- 1980 Frank White
- 1985 George Brett
- 2014 Lorenzo Cain
- 2015 Alcides Escobar

WORLD SERIES MOST VALUABLE PLAYER


- 1985 Bret Saberhagen
- 2015 Salvador Perez

THREE HOME-GROWN CY'S

In their 49-year history, the Royals have boasted three Cy Young Award winners (Bret Saberhagen, David Cone and Zack Greinke) with all three of them originally drafted by Kansas City. The Los Angeles Dodgers are the only other franchise to have done this since the first year of the draft in 1965.



David Cone was named the A.L. Cy Young Award winner in 1994. (Getty Images)



George Brett is the only Royal to receive the AL Most Valuable Player Award, in 1980.



ALL-ROOKIE TEAM

- 1969 Bill Butler, LHP (Topps); Lou Piniella, OF (Topps)
- 1974 George Brett, 3B (*Baseball Digest*)
- 1976 Tom Poquette, OF (Topps, *Baseball Digest*)
- 1978 Rich Gale, P (Topps, *Baseball Digest*); Clint Hurdle, OF (*Baseball Digest*)
- 1987 Kevin Seitzer, 3B (Topps, *Baseball Digest*)
- 1988 Jeff Montgomery, P (*Baseball Digest*)
- 1989 Tom Gordon, P (Topps, *Baseball Digest*)
- 1990 Kevin Appier, P (Topps, *Baseball Digest*)
- 1991 David Howard, SS (*Baseball Digest*)
- 1992 Rusty Meacham, P (*Baseball Digest*)
- 1994 Bob Hamelin, DH (*Baseball Digest*)/1B (Topps)
- 1996 Jose Rosado, P (*Baseball Digest*), Joe Randa, 3B (Topps)
- 1999 Carlos Beltran, OF (*Baseball Digest*, Topps)
- 2000 Mark Quinn, OF (Topps)
- 2003 Angel Berroa, SS (Topps)
- 2007 Brian Bannister, P (Topps)
- 2008 Mike Aviles, SS (Topps)

SILVER SLUGGER AWARD

- 1980 George Brett (3B)
Willie Wilson (OF)
- 1982 Willie Wilson (OF)
Hal McRae (DH)
- 1985 George Brett (3B)
- 1986 Frank White (2B)
- 1988 George Brett (1B)
- 1995 Gary Gaetti (3B)
- 1998 Dean Palmer (3B)
- 2012 Billy Butler (DH)
- 2015 Kendrys Morales (DH)
- 2016 Salvador Perez (C)
- 2017 Eric Hosmer (1B)

AMERICAN LEAGUE FIREMAN OF THE YEAR

- 1980 Dan Quisenberry (Roloids, *The Sporting News*)
- 1982 Dan Quisenberry (Roloids, *The Sporting News*)
- 1983 Dan Quisenberry (Roloids, *The Sporting News*)
- 1984 Dan Quisenberry (Roloids, *The Sporting News*)
- 1985 Dan Quisenberry (Roloids, *The Sporting News*)
- 1993 Jeff Montgomery (Roloids)

MARIANO RIVERA AWARD

(Best Relief Pitcher in A.L.)

- 2014 Greg Holland

CLOSER OF THE YEAR

- 2014 Greg Holland (MLB.com/GIBBY)

SETUP MAN OF THE YEAR

- 2014 Wade Davis (MLB.com/GIBBY)

A.L. COMEBACK PLAYER OF THE YEAR

- 1987 Bret Saberhagen, P (*The Sporting News*, UPI)
- 2017 Mike Moustakas (*The Sporting News*, MLB Players Choice)

OUTSTANDING DESIGNATED HITTER OF THE YEAR

(renamed Edgar Martinez Outstanding DH Award in 2004)

- 1976 Hal McRae
- 1980 Hal McRae
- 1982 Hal McRae
- 2012 Billy Butler
- 2015 Kendrys Morales

ROLAND HEMOND AWARD

(*Baseball America*)

- Art Stewart (2007)
- Bill Fischer (2008)

WILSON DEFENSIVE PLAYER OF THE YEAR

- 2013 Lorenzo Cain, CF
- 2014 Lorenzo Cain, CF
- Alex Gordon, LF
- 2017 Alex Gordon, LF

ALL-MAJOR LEAGUE TEAM

- 1973 John Mayberry, 1B (UPI)
- 1975 George Brett, 3B (UPI); John Mayberry, 1B (UPI)
- 1976 George Brett, 3B (AP)
- 1978 Frank White, 2B (*The Sporting News*)
- 1980 George Brett, 3B (*The Sporting News*)
- 1982 Hal McRae, DH (AP)
- 1989 Bret Saberhagen, P (AP)
- 1993 Kevin Appier, P (*Baseball America*)

ALL-AMERICAN LEAGUE TEAM

- 1971 Cookie Rojas, 2B (*The Sporting News*)
- 1972 Richie Scheinblum, OF (*The Sporting News*)
- 1973 John Mayberry, 1B; Amos Otis, OF (*The Sporting News*)
- 1975 John Mayberry, 1B (*The Sporting News*)
- 1976 George Brett, 3B (*The Sporting News*, UPI); Dennis Leonard, P (UPI); Mark Littell, P (UPI)
- 1977 Hal McRae, DH (*The Sporting News*); George Brett, 3B (AP)
- 1979 George Brett, 3B (*The Sporting News*, AP, UPI); Darrell Porter, C (*The Sporting News*)
- 1980 George Brett, 3B (*The Sporting News*, UPI, *BB Magazine*); Hal McRae, DH (*The Sporting News*); Willie Wilson, OF (UPI)
- 1982 Hal McRae, DH (*The Sporting News*, UPI); Dan Quisenberry, P (UPI)
- 1983 Dan Quisenberry, P (UPI)
- 1988 George Brett, 1B (*The Sporting News*)
- 1989 Bret Saberhagen, P (*The Sporting News*, *USA Today*, UPI); Bo Jackson, OF (*USA Today*)
- 1994 David Cone, P (*The Sporting News*)

A.L. ROOKIE PITCHER OF THE YEAR

- 1973 Steve Busby (*The Sporting News*)
- 1978 Rich Gale (*The Sporting News*)
- 1989 Tom Gordon (*The Sporting News*)
- 1990 Kevin Appier (*The Sporting News*)

MINOR LEAGUE PLAYER OF THE YEAR

- 1988 Tom Gordon (*Baseball America*)
- 1995 Johnny Damon (Topps, NAPBL)
- 2003 Zack Greinke (*The Sporting News*)
- 2006 Alex Gordon (*Baseball America*, Topps, *The Sporting News*)
- 2012 Wil Myers (*Baseball America*, Topps, *USA Today*)



Dan Quisenberry was selected American League Fireman of the Year four times.



AWARD WINNERS (CONT.)

JOE CRONIN AWARD

George Brett (1980, 1992), Dan Quisenberry (1983)

FRED HUTCHINSON AWARD

George Brett (1980), Dennis Leonard (1986), Mike Sweeney (2007), Mark Teahen (2009), Billy Butler (2011), Alex Gordon (2014)

MAN OF THE YEAR

(The Sporting News)

George Brett (1980)

TONY CONIGLIARO AWARD

Jim Eisenreich (1991)

BULLET ROGAN AWARD

(Negro Leagues Baseball Museum)

Zack Greinke (2009)

C.I. TAYLOR AWARD

(Negro Leagues Baseball Museum)

Tony Pena (2003)

LARRY DOBY AWARD

(Negro Leagues Baseball Museum)

Angel Berroa (2003)

Eric Hosmer (2011)

RUBE FOSTER AWARD

(Negro Leagues Baseball Museum)

Allard Baird (2003)

MARVIN MILLER MAN OF THE YEAR AWARD

(MLB Players)

Mike Sweeney (2005)

MONTHLY/WEEKLY AWARDS

AL PLAYER OF THE MONTH (16)

July, 1975 John Mayberry
July, 1980 George Brett (co-winner)
September, 1981 Willie Wilson
(co-winner)
May, 1982 Hal McRae
June, 1982 George Brett
April, 1983 George Brett
May, 1985 George Brett
July, 1985 George Brett
July, 1990 George Brett
June, 1997 Jeff King
July, 1999 Joe Randa
April, 2000 Jermaine Dye
July, 2000 Johnny Damon
July, 2001 Mike Sweeney
April, 2004 Carlos Beltran
September, 2009 Billy Butler

AL PITCHER OF THE MONTH (14)

July, 1980 Larry Gura
September, 1981 Larry Gura (co-winner)
April, 1985 Charlie Leibrandt
July, 1985 Bret Saberhagen
September, 1985 Charlie Leibrandt
April, 1987 Bret Saberhagen
June, 1988 Mark Gubicza
June, 1989 Mark Gubicza
August, 1989 Bret Saberhagen
July, 1992 Kevin Appier
May, 1994 David Cone
June, 1995 Kevin Appier
July, 2003 Jose Lima
April, 2009 Zack Greinke

AL ROOKIE OF THE MONTH (6)

July, 2003 Angel Berroa
June, 2007 Brian Bannister
July, 2007 Billy Butler
August, 2007 Brian Bannister
July, 2011 Eric Hosmer
September, 2011 Eric Hosmer


AL PLAYER OF THE WEEK (77)

May 5, 1974 Fran Healy
June 18, 1974 John Mayberry
June 25, 1974 Steve Busby
Aug. 13, 1974 Amos Otis
Sept. 4, 1974 Hal McRae
July 6, 1975 John Mayberry
Aug. 31, 1975 Dennis Leonard
May 10, 1976 George Brett
June 7, 1976 Hal McRae
May 9, 1977 Jim Colborn
Sept. 19, 1977 Al Cowens
July 23, 1978 Clint Hurdle
Sept. 17, 1978 Amos Otis
May 28, 1979 George Brett
Aug. 12, 1979 Hal McRae
Aug. 26, 1979 Willie Wilson
June 8, 1980 George Brett
July 20, 1980 George Brett
Aug. 17, 1980 George Brett
May 2, 1982 Hal McRae
April 24, 1983 George Brett
Sept. 18, 1983 Dan Quisenberry
July 30, 1984 Frank White
Sept. 17, 1984 Buddy Black
July 1-7, 1985 George Brett
July 8-14, 1985 Bret Saberhagen
Aug. 11-17, 1986 George Brett
July 27-Aug. 2, 1987 Kevin Seitzer
May 16-22, 1988 Kurt Stillwell
July 18-24, 1988 George Brett
April 17-23, 1989 Bo Jackson
Sept 11-17, 1989 Bret Saberhagen
July 16-22, 1990 George Brett
June 9-16, 1991 Danny Tartabull
July 1-7, 1991 Danny Tartabull
Aug. 26-Sept. 1, 1991 Bret Saberhagen
May 10-17, 1992 Mark Gubicza
June 1-7, 1992 Jeff Montgomery
July 27-Aug. 2, 1992 Gregg Jefferies
Sept. 28-Oct. 4, 1992 George Brett
May 24-30, 1993 Wally Joyner
Sept. 13-19, 1993 Kevin Appier
Sept. 20-26, 1993 George Brett
April 11-17, 1994 Bob Hamelin
May 16-22, 1994 David Cone
July 11-17, 1994 Wally Joyner

May 29-June 4, 1995 Gary Gaetti
Sept. 22-28, 1997 Jeff King
April 12-19, 1998 Hal Morris
May 17-23, 1999 Jermaine Dye
June 7-13, 1999 Joe Randa
June 28-July 4, 1999 Mike Sweeney
April 24-30, 2000 Jermaine Dye
June 25-July 1, 2001 Mike Sweeney
Aug. 20-26, 2001 Carlos Beltran (co-winner)
May 20-26, 2002 Mike Sweeney
June 24-30, 2002 Mike Sweeney
July 15-21, 2002 Carlos Beltran (co-winner)
July 15-21, 2002 Raul Ibanez (co-winner)
April 12-18, 2004 Carlos Beltran
July 14-17, 2005 David DeJesus (co-winner)
July 24-30, 2006 Mark Teahen
April 7-13, 2008 Brian Bannister (co-winner)
May 12-18, 2008 Jose Guillen
July 28-Aug. 3, 2008 Mike Aviles
(co-winner)
April 13-19, 2009 Zack Greinke (co-winner)
Aug. 3-9, 2009 Billy Butler
Aug. 24-30, 2009 Zack Greinke
Sept. 7-13, 2009 Billy Butler
Sept. 6-12, 2010 Brayan Pena
July 25-31, 2011 Billy Butler (co-winner)
July 23-29, 2012 Billy Butler
Aug. 4-10, 2014 Billy Butler
July 20-26, 2015 Lorenzo Cain (co-winner)
June 26-July 2, 2016 Kendrys Morales
Sept. 4-10, 2016 Kendrys Morales
Sept. 4-10, 2017 Eric Hosmer



Since 2011, the Royals have collected a Major League-best 14 *Rawlings* Gold Glove Awards, including two last season. Kansas City has featured at least one Gold Glove winner in each of the last seven seasons for the second-longest active streak in the big leagues. Overall, 13 different Royals have won 32 awards, while Alex Gordon became the franchise's first *Rawlings* Platinum Glove Award winner in 2014.



Alex Gordon received his fifth *Rawlings* Gold Glove Award in 2017.

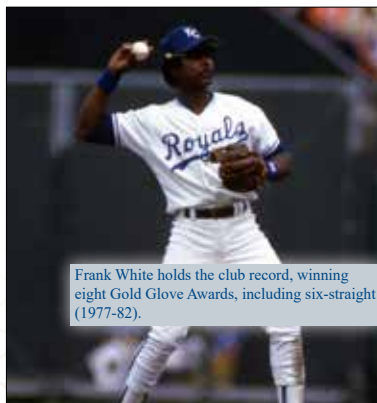
YEAR-BY-YEAR

1971	Amos Otis, OF
1973	Amos Otis, OF
1974	Amos Otis, OF
1977	Al Cowens, OF Frank White, 2B
1978	Frank White, 2B
1979	Frank White, 2B
1980	Frank White, 2B Willie Wilson, OF
1981	Frank White, 2B
1982	Frank White, 2B
1985	George Brett, 3B
1986	Frank White, 2B
1987	Frank White, 2B
1989	Bob Boone, C Bret Saberhagen, P
2000	Jermaine Dye, OF
2006	Mark Grudzielanek, 2B
2011	Alex Gordon, LF
2012	Alex Gordon, LF
2013	Alex Gordon, LF Eric Hosmer, 1B Salvador Perez, C
2014	Alex Gordon, LF Eric Hosmer, 1B Salvador Perez, C
2015	Alcides Escobar, SS Eric Hosmer, 1B Salvador Perez, C
2016	Salvador Perez, C
2017	Alex Gordon, LF Eric Hosmer, 1B

Bold italics = Platinum Glove Award winner

BY POSITION

Position	Player	Year
Pitcher	Bret Saberhagen	1989
Catcher	Bob Boone	1989
	Salvador Perez	2013
	Salvador Perez	2014
	Salvador Perez	2015
	Salvador Perez	2016
First Basemen	Eric Hosmer	2013
	Eric Hosmer	2014
	Eric Hosmer	2015
	Eric Hosmer	2017
Second Basemen	Frank White	1977
	Frank White	1978
	Frank White	1979
	Frank White	1980
	Frank White	1981
	Frank White	1982
	Frank White	1986
	Frank White	1987
	Mark Grudzielanek	2006
Third basemen	George Brett	1985
Shortstop	Alcides Escobar	2015
Outfielders	Amos Otis	1971
	Amos Otis	1973
	Amos Otis	1974
	Al Cowens	1977
	Willie Wilson	1980
	Jermaine Dye	2000
	Alex Gordon (LF)	2011
	Alex Gordon (LF)	2012
	Alex Gordon (LF)	2013
	Alex Gordon (LF)	2014
	Alex Gordon (LF)	2017



Frank White holds the club record, winning eight Gold Glove Awards, including six-straight (1977-82).



ROYALS TEAM AWARDS



Eric Hosmer earned his third Les Milgram Player of the Year Award in 2017.



Bret Saberhagen won the Bruce Rice Pitcher of the Year Award four times in his career (1985, '87, '89, '91).



Cookie Rojas was the first Royals player to earn the Joe Burke Special Achievement Award in 1971.

TEAM AWARDS

Les Milgram Player of the Year

1971	Amos Otis, Fred Patek
1972	John Mayberry
1973	Amos Otis
1974	Hal McRae
1975	George Brett
1976	George Brett
1977	Al Cowens
1978	Amos Otis
1979	George Brett
1980	George Brett
1981	Willie Wilson
1982	Hal McRae
1983	Frank White
1984	Willie Wilson
1985	George Brett
1986	Frank White
1987	Danny Tartabull
1988	George Brett
1989	Jim Eisenreich
1990	George Brett
1991	Danny Tartabull
1992	George Brett
1993	Greg Gagne
1994	Bob Hamelin
1995	Gary Gaetti
1996	Tom Goodwin
1997	Jay Bell
1998	Dean Palmer
1999	Jermaine Dye
2000	Mike Sweeney
2001	Carlos Beltran
2002	Mike Sweeney
2003	Carlos Beltran
2004	David DeJesus
2005	Mike Sweeney
2006	Mark Teahen
2007	Mark Grudzielanek
2008	Mike Aviles
2009	Billy Butler
2010	Billy Butler
2011	Alex Gordon
2012	Billy Butler
2013	Eric Hosmer
2014	Lorenzo Cain
2015	Lorenzo Cain
2016	Eric Hosmer
2017	Eric Hosmer

Bruce Rice Pitcher of the Year

1971	Dick Drago
1972	Roger Nelson
1973	Paul Splittorff
1974	Steve Busby
1975	Dennis Leonard
1976	Mark Littell
1977	Dennis Leonard
1978	Larry Gura
1979	Dennis Leonard
1980	Dan Quisenberry
1981	Larry Gura
1982	Dan Quisenberry
1983	Dan Quisenberry
1984	Dan Quisenberry
1985	Bret Saberhagen
1986	Mark Gubicza
1987	Bret Saberhagen
1988	Mark Gubicza
1989	Bret Saberhagen
1990	Steve Farr
1991	Bret Saberhagen
1992	Kevin Appier
1993	Kevin Appier
1994	David Cone
1995	Kevin Appier
1996	Tim Belcher
1997	Tim Belcher
1998	Jeff Montgomery
1999	Jose Rosado
2000	Jeff Suppan
2001	Jeff Suppan
2002	Paul Byrd
2003	Darrell May
2004	Zack Greinke
2005	Mike MacDougal
2006	Mark Redman
2007	Gil Meche
2008	Joakim Soria
2009	Zack Greinke
2010	Joakim Soria
2011	Bruce Chen
2012	Greg Holland
2013	Greg Holland
2014	Wade Davis
2015	Wade Davis
2016	Danny Duffy
2017	Jason Vargas

Joe Burke Special Achievement

1971	Bob Lemon
1971	Brooks Robinson
1971	Cookie Rojas
1972	George Toma
1973	Steve Busby
1974	Hank Bauer
1978	John Kauffman
1980	Willie Wilson
1981	Frank White
1981	Bill Gorman
1982	Johnathan
1982	Frank White
1982	Willie Wilson
1983	Lee MacPhail
1984	Greg Pryor
1985	Charlie Leibrandt
1987	Kevin Seitzer
1988	Frank White
1989	Jeff Montgomery
1990	Kevin Appier
1991	Bill Pecota
1991	Steve Palermo
1992	Rusty Meacham
1993	Mike Macfarlane
1995	Keith Lockhart
1996	Jose Offerman
1997	Jeff Montgomery
1998	Scott Service
1999	Mike Sweeney
2000	Jermaine Dye
2002	Raul Ibanez
2003	Angel Berroa
2006	Mark Grudzielanek
2007	Brian Bannister
2008	Zack Greinke
2009	Alberto Callaspo
2010	Bruce Chen
2011	Eric Hosmer
2012	Alcides Escobar
2013	James Shields
2014	Yordano Ventura
2015	Alcides Escobar
2015	Mike Moustaks
2015	Ben Zobist
2016	Jarrod Dyson
2017	Mike Moustaks



Royals Player of the Month Awards

Year	April	May	June	July	August	September
1995	No Award	Gary Gaetti	Tom Goodwin	Wally Joyner	Gary Gaetti	Keith Lockhart
1996	Bip Roberts	Keith Lockhart	Mike MacFarlane	Tom Goodwin	Michael Tucker	Jose Offerman
1997	Bip Roberts	Jay Bell	Jeff King	Jay Bell	Chili Davis	Jeff King
1998	Dean Palmer	Johnny Damon	Jeff King	Jose Offerman	Jose Offerman	Johnny Damon
1999	Jermaine Dye	Johnny Damon	Joe Randa	Joe Randa	Mike Sweeney	Mark Quinn
2000	Jermaine Dye	Mike Sweeney	Mike Sweeney	Johnny Damon	Johnny Damon	Johnny Damon
2001	Mark Quinn	Rey Sanchez	Mike Sweeney	Raul Ibanez	Carlos Beltran	Carlos Beltran
2002	Mike Sweeney	Mike Sweeney	Mike Sweeney	Raul Ibanez	Raul Ibanez	Mike Sweeney
2003	Joe Randa	Mike Sweeney	Angel Berroa	Angel Berroa	Joe Randa	Carlos Beltran
2004	Carlos Beltran	Ken Harvey	Angel Berroa	Mike Sweeney	David DeJesus	Joe Randa
2005	Mike Sweeney	Mike Sweeney	Emil Brown	Mike Sweeney	Matt Stairs	Mark Teahen
2006	Shane Costa	Mark Grudzielanek	David DeJesus	Mark Teahen	Mark Teahen	Esteban German
2007	David DeJesus	Mark Teahen	Alex Gordon	Billy Butler	Joey Gathright	Alex Gordon
2008	Alex Gordon	Jose Guillen	Jose Guillen	Mike Aviles	Mike Aviles	Ryan Shealy
2009	Mark Teahen	Billy Butler	Miguel Olivo	Billy Butler	David DeJesus	Billy Butler
2010	Jose Guillen	Billy Butler	David DeJesus	Wilson Betemit	Yunesky Betancourt	Mike Aviles
2011	Alex Gordon	Eric Hosmer	Alex Gordon	Melky Cabrera	Alex Gordon	Eric Hosmer
2012	Billy Butler	Jeff Francoeur	Alex Gordon	Billy Butler	Alex Gordon	Billy Butler
2013	Alex Gordon	Alex Gordon	Eric Hosmer	Eric Hosmer	Eric Hosmer	Salvador Perez
2014	Omar Infante	Alex Gordon	Alcides Escobar	Eric Hosmer	Alex Gordon	Nori Aoki
2015	Mike Moustakas	Eric Hosmer	Mike Moustakas	Lorenzo Cain	Ben Zobrist	Kendrys Morales
2016	Eric Hosmer	Paulo Orlando	Kendrys Morales	Cheslor Cuthbert	Alex Gordon	Kendrys Morales
2017	Mike Moustakas	Eric Hosmer	Lorenzo Cain	Eric Hosmer	Eric Hosmer	Alcides Escobar

Royals Pitcher of the Month Awards

Year	April	May	June	July	August	September
1995	No Award	Kevin Appier	Kevin Appier	Mike Magnante	Jason Jacome	Tom Gordon
1996	Tim Lincecum	Chris Haney	Kevin Appier	Jose Rosado	Jose Rosado	Kevin Appier
1997	Kevin Appier	Kevin Appier	Jose Rosado	Jeff Montgomery	Jeff Montgomery	Jeff Montgomery
1998	Scott Service	Pat Rapp	Scott Service	Jeff Montgomery	Tim Lincecum	Tim Lincecum
1999	Jose Rosado	Kevin Appier	Jeff Suppan	Scott Service	Jeff Suppan	Jay Witasick
2000	Jose Santiago	Jerry Spradlin	Ricky Bottalico	Mac Suzuki	Dan Reichert	Blake Stein
2001	Dan Reichert	Chad Durbin	Chad Durbin	Kris Wilson	Paul Byrd	Cory Bailey
2002	Paul Byrd	Paul Byrd	Roberto Hernandez	Paul Byrd	Jason Grimsley	Darrell May
2003	Runelvys Hernandez	Darrell May	Mike MacDougal	Jose Lima	Darrell May	Brian Anderson
2004	Jimmy Goble	Dennys Reyes	Jaime Cerda	Darrell May	Zack Greinke	Zack Greinke
2005	Andrew Sisco	Mike Wood	Runelvys Hernandez	Mike MacDougal	Andrew Sisco	Mike MacDougal
2006	Ambiorix Burgos	Jimmy Gobble	Mark Redman	Luke Hudson	Luke Hudson	Joe Nelson
2007	Gil Meche	David Riske	Brian Bannister	Brian Bannister	Brian Bannister	Joakim Soria
2008	Zack Greinke	Joakim Soria	Joakim Soria	Ron Mahay	Gil Meche	Zack Greinke
2009	Zack Greinke	Zack Greinke	Luke Hochevar	Joakim Soria	Zack Greinke	Zack Greinke
2010	Joakim Soria	Luke Hochevar	Robinson Tejada	Joakim Soria	Joakim Soria	Bruce Chen
2011	Aaron Crow	Jeff Francis	Joakim Soria	Louis Coleman	Bruce Chen	Luke Hochevar
2012	Aaron Crow	Felipe Paulino	Luke Hochevar	Greg Holland	Jeremy Guthrie	Jeremy Guthrie
2013	Ervin Santana	Greg Holland	Greg Holland	Greg Holland	James Shields	James Shields
2014	James Shields	Wade Davis	Danny Duffy	Wade Davis	Wade Davis	Jeremy Guthrie
2015	Wade Davis	Chris Young	Edinson Volquez	Wade Davis	Yordano Ventura	Yordano Ventura
2016	Wade Davis	Ian Kennedy	Danny Duffy	Danny Duffy	Ian Kennedy	Peter Moylan
2017	Jason Vargas	Mike Minor	Jason Vargas	Danny Duffy	Jakob Junis	Mike Minor

Multi-Month Winners

Alex Gordon (13), Mike Sweeney (13), Eric Hosmer (11), Billy Butler (8), Zack Greinke (8), Joakim Soria (8), Kevin Appier (7), Johnny Damon (6), Wade Davis (6), David DeJesus (5), Joe Randa (5), Mark Teahen (5), Carlos Beltran (4), Paul Byrd (4), **Danny Duffy (4)**, Luke Hochevar (4), Greg Holland (4), Darrell May (4), Jeff Montgomery (4), Jose Rosado (4), Mike Aviles (3), Brian Bannister (3), Tim Lincecum (3), Angel Berroa (3), Jose Guillen (3), Jeremy Guthrie (3), Raul Ibanez (3), Jeff King (3), Mike MacDougal (3), Kendrys Morales (3), Mike Moustakas (3), Jose Offerman (3), Scott Service (3), James Shields (3), Jay Bell (2), Lorenzo Cain (2), Bruce Chen (2), Aaron Crow (2), Chad Durbin (2), Jermaine Dye (2), Alcides Escobar (2), Gary Gaetti (2), Jimmy Gobble (2), Luke Hudson (2), **Ian Kennedy (2)**, Keith Lockhart (2), Gil Meche (2), Mike Minor (2), Mark Quinn (2), Dan Reichert (2), Bip Roberts (2), Andrew Sisco (2), Jeff Suppan (2), Jason Vargas (2), Yordano Ventura (2). **Current Royals in bold.**



ROYALS TEAM AWARDS (CONT.)

Mike Sweeney Award

- (best represents organization on and off field)
- 2008 Everett Teaford
 - 2009 Clint Robinson
 - 2010 Buddy Baumann
 - 2011 Tim Melville
 - 2012 Alex McClure
 - 2013 Alfredo Escalera
 - 2014 Malcom Culver
 - 2015 Parker Morin
 - 2016 Logan Moon
 - 2017 Elier Hernandez

Willie Wilson Baserunner of the Year (organization's top baserunner)

- 2008 Derrick Robinson
- 2009 Jarrod Dyson
- 2010 Derrick Robinson
- 2011 Anthony Seratelli
- 2012 Terrance Gore
- 2013 Not Awarded
- 2014 Terrance Gore
- 2015 Terrance Gore
- 2016 Nick Heath
- 2017 Rudy Martin

Frank White Defensive Player of the Year

- (organization's top defensive player)
- 2008 Jeff Bianchi
 - 2009 Salvador Perez
 - 2010 Eric Hosmer
 - 2011 Lorenzo Cain
 - 2012 Brett Eibner
 - 2013 Bubba Starling
 - 2014 Humberto Arteaga
 - 2015 Bubba Starling
 - 2016 Cam Gallagher
 - 2017 Nicky Lopez

Paul Splittorff Pitcher of the Year (organization's top pitcher)

- 2008 Danny Cortes
- 2009 Mike Montgomery
- 2010 John Lamb
- 2011 Kelvin Herrera
- 2012 Jake Odorizzi
- 2013 Yordano Ventura
- 2014 Christian Binford
- 2015 Jonathan Dzedzic
- 2016 Jakob Junis
- 2017 Foster Griffin

George Brett Hitter of the Year (organization's top hitter)

- 2008 Kila Ka'aihue
- 2009 David Lough
- 2010 Mike Moustakas
- 2011 Johnny Giavotella
- 2012 Wil Myers
- 2013 Lane Adams
- 2014 Whit Merrifield
- 2015 Ryan O'Hearn
- 2016 Hunter Dozier
- 2017 Frank Schwindel

Carlos Fortuna Award

Awarded to a player who was dedicated to improving his English, genuine work ethic and conduct

- 2013 Yunior Marte
- 2014 Angel Franco
- 2015 Elier Hernandez
- 2016 Yender Caramo
- 2017 Angelo Castellano

Ewing Kauffman Mr. Baseball Award

Awarded to a person who has contributed greatly to further professional baseball in Kansas City.

(not awarded 2001-07; 2010-17)


- 1971 Ernie Mehl & Earl Smith
- 1972 Les Milgram
- 1973 Stuart Symington
- 1974 Bill Phillips
- 1975 Ewing Kauffman
- 1976 Muriel Kauffman
- 1977 Joe Burke
- 1978 The Royal Lancers
- 1979 Dr. Paul Meyer
- 1980 Kansas City Fans
- 1981 Denny Matthews
- 1982 Joe McGuff
- 1983 John McDermott
- 1985 John Schuerholz
- 1986 Dick Howser
- 1988 Avron Fogelman
- 1990 Ewing & Muriel Kauffman
- 1993 George Brett
- 1996 Frank White
- 1997 Buck O'Neil
- 1998 Art Stewart
- 1999 Harry Wiggins
- 2000 Herk Robinson
- 2008 Mike Sweeney
- 2009 Milgram family

Alex George Royals Minor League Player of the Year (1986-2007)

- 1986 Kevin Seitzer
- 1987 Gary Thurman
- 1988 Tom Gordon
- 1989 Harvey Pulliam
- 1990 Jeff Conine
- 1991 Doug Harris
- 1992 Danny Miceli
- 1993 Les Norman
- 1994 Sal Fasano (Player)
Jim Pittsley/Mike Bovee (Pitcher)
- 1995 Johnny Damon (Player)
- 1996 Mike Sweeney (Player)
Jose Rosado (Pitcher)
- 1997 Dermal Brown/
Jeremy Giambi
Dan Reichert (Pitcher)
- 1998 Carlos Beltran (Player)
Bart Evans (Pitcher)
- 1999 Mark Quinn (Player)
Junior Guerrero (Pitcher)
- 2000 Chris George (Pitcher)
- 2001 Jimmy Gobble (Pitcher)
Brandon Berger (Player)
- 2002 Ian Ferguson (Pitcher)
David DeJesus (Player)
- 2003 Zack Greinke (Pitcher)
Byron Gettis (Player)
- 2004 Danny Tamayo (Pitcher)
Ruben Gotay (Player)
- 2005 Luis Cota (Pitcher)
Justin Huber (Player)
- 2006 Carlos Rosa (Pitcher)
Alex Gordon (Player)
- 2007 Rowdy Hardy (Pitcher)
Mike Aviles (Player)



Jakob Junis was named the Royals Minor League Pitcher of the Year in 2016.



Pitcher Tom Gordon was selected as the Minor League Player of the Year in 1988, one year before earning A.L. Rookie of the Year honors.



1976 ALCS VS. NEW YORK YANKEES

The Royals and Yankees staged one of the most thrilling confrontations since the ALCS was initiated in 1969. Down two games to one, the Royals pressed the series to the decisive final game by capturing a 7-4 victory in Game 4. New York finally edged Kansas City on Chris Chambliss' climactic home run to lead off the bottom of the 9th inning of Game 5 in Yankee Stadium and put a sudden end to the hard-fought matchup.

Game 1 • at Kansas City • Saturday, Oct. 9

New York	2	0	0	0	0	0	2	-	4	12	0
Kansas City	0	0	0	0	0	1	0	-	1	5	2

HUNTER and Munson; GURA, Littell (9) and Martinez, Wathan (8). HR: none. T-2:09 A-41,077.

Game 2 • at Kansas City • Sunday, Oct. 10

New York	0	1	2	0	0	0	0	-	3	12	5
Kansas City	2	0	0	0	2	0	3	x	-	7	9

FIGUEROA, Tidrow (6) and Munson; Leonard, SPLITTORFF (3), Mingori (9) and Martinez. HR: none. T-2:45 A-41,091.

Game 3 • at New York • Tuesday, Oct. 12

Kansas City	3	0	0	0	0	0	0	-	3	6	0
New York	0	0	0	2	0	3	0	x	-	5	9

HASSLER, Pattin (6), Hall (6), Mingori (6), Littell (6) and Martinez, Stinson (8); ELLIS, Lyle (9) and Munson. HR: Chambliss. T-3:00 A-56,808.

Game 4 • at New York • Wednesday, Oct. 13

Kansas City	0	3	0	2	0	1	0	1	-	7	9
New York	0	2	0	0	0	0	1	1	-	4	11

Gura, BIRD (3), Mingori (7) and Martinez; HUNTER, Tidrow (4), Jackson (7) and Munson. HR: Nettles (2). T-2:50 A-56,355.

Game 5 • at New York • Thursday, Oct. 14

Kansas City	2	1	0	0	0	0	3	0	-	6	11
New York	2	0	2	0	0	2	0	1	-	7	11

Leonard, Splittorff (1), Pattin (4), Hassler (5), LITTELL (7) and Martinez; Figueroa, Jackson (8), TIDROW (9) and Munson. HR: Mayberry, Brett, Chambliss. T-3:13 A-56,821 (252,152).

1977 ALCS VS. NEW YORK YANKEES

In a rematch of the previous year's division winners, Kansas City and New York once again battled to the final inning of Game 5 before the American League champion was crowned. The Yankees, trailing two games to one, captured Game 4 in Royals Stadium to force another dramatic showdown in Game 5. Kansas City opened up a 3-1 advantage, but late-game heroics, including a three-run ninth inning, produced a 5-3 Yankee triumph.

Game 1 • at New York • Wednesday, Oct. 5

Kansas City	2	2	0	0	0	1	0	-	7	9	0
New York	0	2	0	0	0	0	0	-	2	9	0

SPLITTORFF, Bird (9) and Porter; GULLETT, Tidrow (3), Lyle (9) and Munson. HR: McRae, Mayberry, Cowens, Munson. T-2:40 A-54,930.

Game 2 • at New York • Thursday, Oct. 6

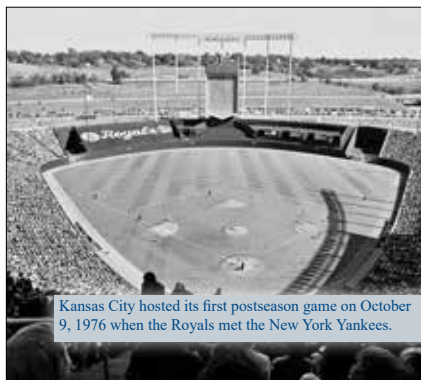
Kansas City	0	0	1	0	0	1	0	0	-	2	3
New York	0	0	0	2	3	0	1	x	-	6	10

HASSLER, Littell (6), Mingori (8) and Porter; GUIDRY and Munson. HR: Johnson. T-2:58 A-56,230.

Game 3 • at Kansas City • Friday, Oct. 7

New York	0	0	0	0	1	0	0	1	-	2	4
Kansas City	0	1	0	1	2	1	0	x	-	6	12

TORREZ, Lyle (6) and Munson; LEONARD and Porter. HR: none. T-2:40 A-41,285.



Kansas City hosted its first postseason game on October 9, 1976 when the Royals met the New York Yankees.

Game 4 • at Kansas City • Saturday, Oct. 8

New York	1	2	1	1	0	0	0	1	-	6	13
Kansas City	0	0	2	2	0	0	0	0	-	4	8

Figueroa, Tidrow (4), LYLE (4) and Munson; GURA, Pattin (3), Mingori (9), Bird (9) and Porter. HR: none. T-3:08 A-41,135.

Game 5 • at Kansas City • Sunday, Oct. 9

New York	0	0	1	0	0	0	0	1	3	-	5
Kansas City	2	0	1	0	0	0	0	0	-	3	10

Guidry, Torrez (3), LYLE (8) and Munson; Splittorff, Bird (8), Mingori (8), LEONARD (9), Gura (9), Littell (9) and Porter. HR: none. T-3:04 A-41,133 (234,713).

1978 ALCS VS. NEW YORK YANKEES

Once again the Royals and Yankees met in a thrilling battle for the A.L. pennant with New York prevailing in 4 games. After splitting two games in Kansas City to open series action, the Yankees captured a pair of dramatic one-run verdicts at Yankee Stadium to secure their third-straight league crown. In one of the most memorable moments in ALCS history, George Brett blasted three consecutive home runs off Jim "Catfish" Hunter in Game 3 at New York.

Game 1 • at Kansas City • Tuesday, Oct. 3

New York	0	1	1	0	2	0	0	3	0	-	7
Kansas City	0	0	0	0	1	0	0	0	-	1	2

BEATTIE, Clay (6) and Munson; LEONARD, Mingori (5), Hrabosky (8), Bird (9) and Porter. HR: Jackson. T-2:57 A-41,143.

Game 2 • at Kansas City • Wednesday, Oct. 4

New York	0	0	0	0	0	2	2	-	4	12	1
Kansas City	1	4	0	0	0	3	2	x	-	10	16

FIGUEROA, Tidrow (2), Lyle (7) and Munson; GURA, Pattin (7), Hrabosky (8) and Porter. HR: Patek. T-2:42 A-41,158.

Game 3 • at New York • Friday, Oct. 6

Kansas City	1	0	1	0	1	0	0	2	0	-	5
New York	0	1	0	2	0	1	0	2	x	-	6

Splittorff, BIRD (8), Hrabosky (8) and Porter; Hunter, GOSSAGE (7) and Munson. HR: Brett (3), Jackson, Munson. T-2:13 A-55,455.

Game 4 • at New York • Saturday, Oct. 7

Kansas City	1	0	0	0	0	0	0	0	-	1	7
New York	0	1	0	0	1	0	0	x	-	2	4

LEONARD and Porter; GUIDRY, Gossage (9) and Munson. HR: Nettles, R.White. T-2:20 A-56,356 (192,112).



POSTSEASON HISTORY (CONT.)

1980 ALCS VS. NEW YORK YANKEES

For the fourth time in five seasons, Kansas City and New York squared off to determine the American League Champion. The Royals, after taking the initial two games of the series in Kansas City, stunned a Yankee Stadium crowd by edging New York, 4-2, in Game 3 to complete a convincing sweep of the 1980 rematch. Kansas City's first pennant was secured when George Brett blasted a three-run homer into the upper deck off Goose Gossage in the seventh inning of the final contest.

Game 1 • at Kansas City • Wednesday, Oct. 8

New York 0 2 0 0 0 0 0 0 - 2 10 1
 Kansas City 0 2 2 0 0 0 1 2 x - 7 10 0
 GUIDRY, Davis (4), Underwood (8) and Cerone; GURA and Porter.
 HR: Cerone, Piniella, Brett. T-3:00 A-42,598.

Game 2 • at Kansas City • Thursday, Oct. 9

New York 0 0 0 2 0 0 0 0 - 2 8 0
 Kansas City 0 0 3 0 0 0 0 0 x - 3 6 0
 MAY and Cerone; LEONARD, Quisenberry (9) and Porter. HR: Nettles. T-2:51 A-42,633.

Game 3 • at New York • Friday, Oct. 10

Kansas City 0 0 0 0 1 0 3 0 0 - 4 12 1
 New York 0 0 0 0 0 2 0 0 0 - 2 8 0
 Splitteroff, QUISENBERRY (6) and Porter; John, GOSSAGE (7), Underwood (8) and Cerone. HR: F. White, Brett. T-2:59 A-56,588 (141,819).

1980 ALDS VS. OAKLAND

Kansas City and Oakland met in the first Division Playoff Series as a result of the 1981 split season. The Athletics were in command of the entire Division Playoff Series, sweeping the Royals three games to none.

Game 1 • at Kansas City • Tuesday, Oct. 6

Oakland 0 0 0 3 0 0 0 1 0 - 4 8 2
 Kansas City 0 0 0 0 0 0 0 0 - 0 4 1
 NORRIS and Heath; LEONARD, Martin (9) and Wathan. HR: Gross, Murphy. T-2:35; A-40,592.

Game 2 • at Kansas City • Wednesday, Oct. 7

Oakland 1 0 0 0 0 0 0 1 0 - 2 10 1
 Kansas City 0 0 0 0 1 0 0 0 0 - 1 6 0
 MCCATTY and Newman; JONES, Quisenberry (9) and Wathan. HR: none. T-2:50 A-40,274.

Game 3 • at Oakland • Friday, Oct. 9

Kansas City 0 0 0 1 0 0 0 0 - 1 10 3
 Oakland 1 0 1 2 0 0 0 0 x - 4 7 0
 GURA, Martin (4) and Wathan; LANGFORD, Underwood (8), Beard (8), and Heath. HR: McKay. T-2:59 A-40,002 (120,868).

1984 ALCS VS. DETROIT

Kansas City's Cinderella 1984 season culminated with its fifth LCS appearance in nine years, and its first against a team other than the Yankees. The Royals were defeated by the Detroit Tigers in three-straight. The Royals lack of offensive support overshadowed outstanding pitching performances by Bret Saberhagen and Charlie Leibrandt.

Game 1 • at Kansas City • Tuesday, Oct. 2

Detroit 2 0 0 1 1 0 1 2 1 - 8 14 0
 Kansas City 0 0 0 0 0 0 1 0 0 - 1 5 1
 MORRIS, Hernandez (8) and Parrish; BLACK, Huismann (6), M. Jones (8) and Slaught. HR: Herndon, Trammell, Parrish. T-2:42 A-41,973.

Game 2 • at Kansas City • Wednesday, Oct. 3

Detroit 2 0 1 0 0 0 0 0 0 2 - 5 8 1
 Kansas City 0 0 0 1 0 0 1 1 0 0 0 - 3 10 3
 Petry, Hernandez (8), LOPEZ (9) and Parrish; Saberhagen, QUISENBERRY (9) and Slaught. HR: Gibson. T-3:37 A-42,019.

Game 3 • at Detroit • Friday, Oct. 5

Kansas City 0 0 0 0 0 0 0 0 0 - 0 3 3
 Detroit 0 1 0 0 0 0 0 0 x - 1 3 0
 WILCOX, Hernandez (9) and Parrish; LEIBRANDT and Slaught. HR: none. T-2:39 A-52,168.

1985 ALCS VS. TORONTO

In the first American League Championship Series featuring two expansion clubs and a best-of-7 format, Kansas City defeated Toronto four games to three. The Royals came back from a 3-1 deficit by posting wins in Games 5 in Kansas City and Games 6 and 7 at Exhibition Stadium in Toronto. Jim Sundberg's three-run triple highlighted a four-run sixth inning that sealed the victory in Game #7.

Game 1 • at Toronto • Tuesday, Oct. 8

Kansas City 0 0 0 0 0 0 0 0 1 - 1 5 1
 Toronto 0 2 3 1 0 0 0 0 x - 6 11 0
 LEIBRANDT, Farr (3), Gubicza (5), Jackson (8) and Sundberg; STIEB, Henke (9) and Whitt. HR: none. T-2:24 A-39,115.

Game 2 • at Toronto • Wednesday, Oct. 9

Kansas City 0 0 2 1 0 0 0 0 1 1 - 5 10 3
 Toronto 0 0 0 1 0 2 0 1 0 2 - 6 10 0
 Black, QUISENBERRY (8) and Sundberg; Key, Lamp (4), Lavelle (8), HENKE (8) and Whitt. HR: Wilson, Sheridan. T-3:39 A-34,029.

Game 3 • at Kansas City • Friday, Oct. 11

Toronto 0 0 0 0 5 0 0 0 0 - 5 13 1
 Kansas City 1 0 0 1 1 2 0 1 x - 6 10 1
 Alexander, Lamp (6), CLANCY (8) and Whitt; Saberhagen, Black (5), FARR (5) and Sundberg. HR: Barfield, Mulliniks, Brett (2), Sundberg. T-2:51 A-40,224.

Game 4 • at Kansas City • Saturday, Oct. 12

Toronto 0 0 0 0 0 0 0 0 3 - 3 7 0
 Kansas City 0 0 0 0 0 1 0 0 0 - 1 2 0
 Stieb, HENKE (7) and Whitt, Hearnon (9); LEIBRANDT, Quisenberry (9) and Sundberg. HR: none. T-3:02 A-41,112.

Game 5 • at Kansas City • Sunday, Oct. 13

Toronto 0 0 0 0 0 0 0 0 0 - 0 8 0
 Kansas City 1 1 0 0 0 0 0 0 x - 2 8 0
 KEY, Acker (6) and Whitt; JACKSON and Sundberg. HR: none. T-2:21 A-40,064.

Game 6 • at Toronto • Tuesday, Oct. 15

Kansas City 1 0 1 0 1 2 0 0 0 - 5 8 1
 Toronto 1 0 1 0 0 1 0 0 0 - 3 8 2
 GUBICZA, Black (6), Quisenberry (9) and Sundberg; ALEXANDER, Lamp (6) and Whitt, Hearnon (8). HR: Brett. T-3:12 A-37,557.

Game 7 • at Toronto • Wednesday, Oct. 16

Kansas City 0 1 0 1 0 4 0 0 0 - 6 8 0
 Toronto 0 0 0 0 1 0 0 0 1 - 2 8 1
 Saberhagen, LEIBRANDT (4), Quisenberry (9) and Sundberg; STIEB, Acker (6) and Whitt. HR: Sheridan. T-2:49 A-32,084 (264,185).



2014 WILD CARD GAME VS. OAKLAND

Kansas City earned its first postseason victory in 29 years in thrilling fashion, rallying from four runs down to knock off the Oakland A's in 12 innings. Salvador Perez provided the dramatic finish with a walk-off RBI single down the left field line in the bottom of the 12th, sending the capacity Kauffman Stadium crowd into a frenzy.

Wild Card Game • at Kansas City • Tuesday, September 30

Oakland 2 00 0 0 5 0 00 0 0 1 - 8 13 0
 Kansas City 1 02 0 0 0 0 31 0 0 2 - 9 10 3
 Lester, Gregerson (8), Doolittle (9), OTERO (11), Abad (12), Hammel (12) and Soto, Norris (3); Shields, Ventura (6), Herrera (6), Davis (8), Holland (9), Finnegan (10), FRASOR (12) and Perez. HR: Moss 2. T-4:45 A-40,502.

2014 ALDS VS. LOS ANGELES ANGELS

The Royals continued their thrilling ride of the 2014 postseason, by sweeping the three-game American League Division Series from the Los Angeles Angels, which finished the year with the league's best record. KC claimed consecutive extra-inning wins at Anaheim Stadium in Games 1 and 2, while it used an early offensive outburst to take Game 3 at Kauffman Stadium.

Game 1 • at Anaheim • Thursday, Oct. 2

Kansas City 0 0 1 0 1 0 0 0 0 0 1 - 3 4 0
 Los Angeles 0 0 1 0 1 0 0 0 0 0 0 - 2 4 0
 Vargas, Herrera (7), Finnegan (7), Davis (7), Collins (9), Frasor (9), DUFFY (10), Holland (11) and Perez; Weaver, Smith (8), Street (9), Jepsen (10), SALAS (11) and Iannetta. HR: Moustakas, Freese, Iannetta. T-4:05, A-45,321.

Game 2 • at Anaheim • Friday, Oct. 3

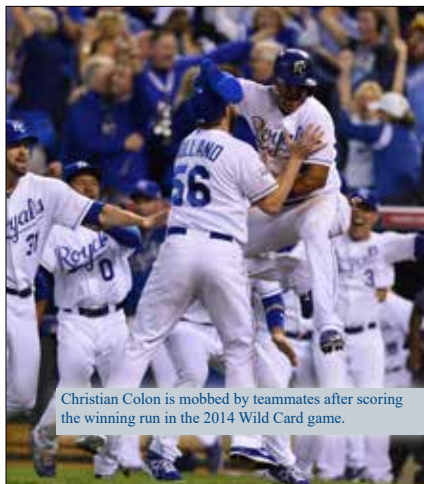
Kansas City 0 1 0 0 0 0 0 0 0 3 - 4 8 1
 Los Angeles 0 0 0 0 0 1 0 0 0 0 - 1 6 1
 Ventura, Davis (8), Frasor (9), FINNEGAN (10), Holland (11) and Perez; Shoemaker, Grilli (7), Smith (8), Street (9), Jepsen (10), PESTANO (11) and Iannetta. HR: Hosmer. T-3:48, A-45,361.

Game 3 • at Kansas City • Sunday, Oct. 5

Los Angeles 1 0 0 1 0 0 0 1 0 - 3 8 0
 Kansas City 3 0 2 2 0 1 0 0 x - 8 9 0
 WILSON, Pestano (1), Santiago (2), Morin (3), Salas (4), Grilli (5), Jepsen (6), Rasmus (6) and Iannetta; SHIELDS, Herrera (7), Davis (8), Holland (9) and Perez. HR: Pujols, Trout, Hosmer, Moustakas. T-3:38 A-40,657 (131,339).



Lorenzo Cain was named the Most Valuable Player of the 2014 ALCS vs. Baltimore.



Christian Colon is mobbed by teammates after scoring the winning run in the 2014 Wild Card game.

2014 ALCS VS. BALTIMORE

Kansas City completed a clean sweep through the American League, dusting off the Baltimore Orioles in four games in the ALCS. The Royals advanced to their first World Series in 29 years, and became the first team in Major League history to win their first eight playoff games.

Game 1 • at Baltimore • Friday, Oct. 10

Kansas City 0 0 4 0 1 0 0 0 0 2 - 7 12 1
 Baltimore 0 0 1 0 3 1 0 0 0 1 - 6 14 1
 Shields, Finnegan (6), Herrera (7), DAVIS (8), Holland (10) and Perez; Tillman, Hunter (5), Gausman (6), Miller (7), Britton (9), O'DAY (9), Matusz (10) and Hundley. HR: Escobar, Gordon, Moustakas. T-4:37 A-47,124.

Game 2 • at Baltimore • Saturday, Oct. 11

Kansas City 2 0 1 1 0 0 0 0 2 - 6 13 1
 Baltimore 0 1 2 0 1 0 0 0 0 - 4 9 1
 Ventura, Finnegan (6), Herrera (7), DAVIS (8), Holland (9) and Perez; Norris, Brach (5), Miller (7), O'DAY (8), Britton (9) and Joseph. HR: Moustakas, Jones. T-4:17 A-46,912.

Game 3 • at Kansas City • Tuesday, Oct. 14

Baltimore 0 1 0 0 0 0 0 0 0 - 1 3 0
 Kansas City 0 0 0 1 0 1 0 0 x - 2 7 0
 CHEN, Gausman (6) and Hundley; Guthrie, FRASOR (6), Herrera (7), Davis (8), Holland (9) and Perez. T-2:55 A-40,183.

Game 4 • at Kansas City • Wednesday, Oct. 15

Baltimore 0 0 1 0 0 0 0 0 0 - 1 4 1
 Kansas City 2 0 0 0 0 0 0 0 x - 2 5 0
 GONZALEZ, O'Day (6), Miller (7), Britton (8) and Joseph; VARGAS, Herrera (6), Davis (8), Holland (9) and Perez. HR: Flaherty. T-2:56 A-40,468 (174,687).



POSTSEASON HISTORY (CONT.)

2015 ALDS VS. HOUSTON

Kansas City's postseason run nearly ended in Houston as the Astros were six outs away from winning the ALDS in Game 4. However, the Royals rallied for five runs in the eighth inning to force a deciding Game 5. KC advanced to the League Championship Series behind 8.0 strong innings from Johnny Cueto as the righty retired the final 19 hitters he faced in Game #5. Designated hitter Kendrys Morales paced the offense, clubbing three home runs, which included a pair of solo shots in Game #1.

Game 1 • at Kansas City • Tuesday, October 8

Houston	2	1	0	0	1	0	0	1	0	-	5	11	0
Kansas City	0	1	0	1	0	0	0	0	0	-	2	6	0

MCHUGH, Sipp (7), Harris (8), Perez (8), Gregerson (9) and Castro.

VENTURA, Young (3), Herrera (7), Madson (8), Hochevar (9) and Perez.

HR: Springer, Rasmus, Morales (2). T-3:14, A-40,146.

Game 2 • at Kansas City • Wednesday, October 9

Houston	1	2	1	0	0	0	0	0	0	-	4	8	0
Kansas City	0	1	1	0	0	2	1	0	x	-	5	11	0

Kazmir, Perez (6), Fields (6), HARRIS (7), Sipp (7), Neshek (8) and Castro. Cueto, HERREA (7), Madson (8), Davis (9) and Perez.

HR: Rasmus, Perez T-3:27, A-40,008.

Game 3 • at Houston • Friday, October 11

Kansas City	0	0	0	1	0	0	0	1	0	-	2	7	0
Houston	0	0	0	2	1	0	x	0	x	-	4	8	1

VOLQUEZ, Duffy (6), Hochevar (7) and Perez. KEUCHEL, Sipp (8), Gregerson (8) and Castro. T-3:20, A-42,674.

Game 4 • at Houston • Saturday, October 12

Kansas City	0	2	0	0	0	5	2	-	9	8	0
Houston	0	1	1	0	3	0	0	-	6	9	1

Ventura, Herrera (6), MADSON, (7), Davis (8) and Perez. McCullers, Harris (7), SIPP (8), Gregerson (8), Fields (9) and Castro. HR: Perez, Hosmer, Gomez, Correa (2). T-4:05, A-42,387.

Game 5 • at Kansas City • Monday, October 14

Houston	0	2	0	0	0	0	0	0	0	-	2	2	0
Kansas City	0	0	0	1	3	0	0	3	x	-	7	8	0

MCHUGH, Fiers (5), Sipp (6), Neshek (7), Keuchel (8) and Castro. CUETO, Davis (9) and Perez. HR: Valbuena, Morales. T-2:42, A-40,566.



Johnny Cueto retired the final 19 hitters he faced in Game 5 of the AL Division Series vs. Houston in 2015.



Alcides Escobar hit .478 with six runs scored to earn MVP honors during the 2015 AL Championship Series.

2015 ALCS VS. TORONTO

The Royals advanced to the fourth World Series in franchise history by knocking off the Toronto Blue Jays in six games. Kansas City won the first two games of the series at home and then returned to Kauffman Stadium to clinch the series with a dramatic 4-3 win in Game #6. Shortstop Alcides Escobar earned ALCS MVP honors, batting .478 in the six contests with two doubles, a triple and six runs scored. He set a Major League record by leading off each of the first four games with a hit.

Game 1 • at Kansas City • Friday, October 16

Toronto	0	0	0	0	0	0	0	-	0	3	1	
Kansas City	0	0	2	1	0	0	2	0	-	5	8	1

ESTRADA, Loup (6), Lowe (7), Hawkins (8) and Navarro. VOLQUEZ, Herrera (7), Madson (8), Hochevar (9) and Perez. HR: Perez. T-3:15, Att: 39,753.

Game 2 • at Kansas City • Saturday, October 17

Toronto	0	0	1	0	2	0	0	0	-	3	10	0
Kansas City	0	0	0	0	0	5	1	x	-	6	8	0

PRICE, Sanchez (7), Loup (8), Lowe (8) and Martin. Ventura, Hochevar (6), DUFFY (7), Herrera (8), Davis (9) and Perez. HR: None, T-3:19, A-40,357.

Game 3 • at Toronto • Monday, October 19

Kansas City	1	0	1	0	2	0	0	4	-	8	15	0	
Toronto	0	3	6	0	1	0	0	1	x	-	11	11	0

CUETO, Medlen (3), Morales (8) and Perez. STROMAN, Sanchez (7), Lowe (8), Hendriks (9), Osuna (9) and Martin. HR: Morales, Tulowitzki, Donaldson, Goins. T-3:13, A-49,751.

Game 4 • at Toronto • Tuesday, October 20

Kansas City	4	1	0	0	0	4	3	2	-	14	15	0
Toronto	0	0	2	0	0	0	0	0	-	2	7	0

Young, HOCHAVAR (5), Madson (7), Herrera (8), Morales (9) and Perez, Butera (8). DICKY, Hendriks (2), Hawkins (7), Tepera (7), Lowe (8), Pennington (9) and Martin. HR: Zobrist, Rios. T-3:39, A-49,501.

Game 5 • at Toronto • Wednesday, October 21

Kansas City	0	0	0	0	0	1	0	0	-	1	4	0
Toronto	0	1	0	0	4	1	1	x	-	7	8	0

VOLQUEZ, Herrera (6), Duffy (7) and Perez. ESTRADA, Sanchez (8), Osuna (9) and Navarro. HR: Perez (2), Colabello. T-2:56. A-49,325.

Game 6 • at Kansas City • Friday, October 23

Toronto	0	0	0	1	0	0	2	0	-	3	7	0
Kansas City	1	1	0	0	0	0	1	x	-	4	9	0

Price, Sanchez (7), OSUNA (8) and Martin. Ventura, Herrera (6), Madson (8), DAVIS (9) and Perez. HR: Bautista (2), Zobrist (2). T-3:42. A-40,494.



1980 WORLD SERIES VS. PHILADELPHIA (PHILLIES WIN, 4-2)

The first World Series in Kansas City history saw the Royals fall in six games to the Philadelphia Phillies. After dropping the first two games in Pennsylvania, the Royals won the first two games in Kansas City to even the series at 2-2. However, the National League club rallied for a pair of runs in the final frame of Game 5 at Royals Stadium to regain the lead. The showdown returned to Veterans Stadium for Game 6 and the Phillies secured the title in front of the home fans with a 4-1 verdict. In an exciting series spiced by several outstanding individual performances, Willie Aikens blasted four homers while hitting .400 and Amos Otis hit at a .478 clip with three homers in leading KC's offense.

Game 1 • at Philadelphia • Tuesday, Oct. 14

Philadelphia came back from a 4-0 deficit to win a 7-6 thriller...20-game winner Dennis Leonard was unable to survive the Phillies five-run third inning...Bob Walk, the first rookie to start a World Series game since 1952, was the winner...Tug McGraw snuffed out a late rally to earn the save...the Royals struck early as Amos Otis homered in his first World Series at bat in the second inning...KC made it 4-0 via a Willie Aikens two-run homer in the third...the Phillies came to life with five runs on four hits and a walk in the third inning...the big blow was a two-out, three-run homer by Bake McBride...Aikens homered again in the eighth.

Kansas City 0 2 2 0 0 0 0 2 0 - 6 9 1
 Philadelphia 0 0 5 1 1 0 0 0 x - 7 11 0
 LEONARD, Martin (4), Quisenberry (8) and Porter; WALK, McGraw (8) and Boone. HR: Aikens (2), Otis, McBride. T-3:01 A-65,791.

Game 2 • at Philadelphia • Wednesday, Oct. 15

The Phillies used late-inning heroics to win another come-from-behind battle...KC led 4-2 entering the eighth but Philly scored four times off ace reliever Dan Quisenberry...George Brett left the game in the sixth inning after going 2-for-2 with a walk...it was later revealed he was suffering from hemorrhoids...neither club could score off starters Larry Gura and Steve Carlton until the fifth when Philadelphia scored twice on three hits and a walk...KC scored an unearned run in the sixth and three times in the seventh, keyed by an Amos Otis' bases-loaded double.

Kansas City 0 0 0 0 0 1 3 0 0 - 4 11 0
 Philadelphia 0 0 0 0 2 0 0 4 x - 6 8 1
 Gura, QUISENBERRY (7) and Wathan; CARLTON, Reed (9) and Boone. HR: none. T-3:01 A-65,775.

Game 3 • at Kansas City • Friday, Oct. 17

The Royals won their first World Series game by outlasting Philadelphia, 4-3, in 10 innings...George Brett put KC on the scoreboard first with a first-inning solo home run off Dick Ruthven...Willie Aikens continued his hot hitting with a triple and game-winning single in the 10th...Mike Schmidt homered for the Phillies and Pete Rose stroked a game-tying single in the eighth...each club's bullpen ace squared off, with Dan Quisenberry earning the victory and Tug McGraw taking the loss...the winning run scored after a walk to Willie Wilson, who stole second base and scored with two out on Aikens' opposite-field single (McGraw walked Brett intentionally to get to Aikens).

Philadelphia 0 1 0 0 1 0 0 1 0 0 - 3 14 0
 Kansas City 1 0 0 1 0 0 1 0 0 1 - 4 11 0
 Ruthven, MCGRAW (10) and Boone; Gale, Martin (5), QUISENBERRY (8) and Porter. HR: Brett, Otis, Schmidt. T-3:19 A-42,380.

Game 4 • at Kansas City • Saturday, Oct. 18

The Royals evened the series at two by slugging their way to a 5-3 triumph...Willie Aikens homered in the first and second frames...a four-run first inning sent Phils' starter Larry Christenson packing...the Royals logged four consecutive extra-base hits in that inning...the big lead held up although Dennis Leonard needed late help from Dan Quisenberry as Philadelphia scored single runs in the seventh and eighth innings.

Philadelphia 0 1 0 0 0 0 1 1 0 - 3 10 1
 Kansas City 4 1 0 0 0 0 0 0 x - 5 10 2
 CHRISTENSON, Noles (1), Saucier (6), Brusstar (6) and Boone; LEONARD, Quisenberry (8) and Porter. HR: Aikens (2). T-2:37 A-42,363.

Game 5 • at Kansas City • Sunday, Oct. 19

The Royals' hope for a Royals Stadium sweep faded as Philadelphia won its third come-from-behind victory...the Phillies' two-run ninth inning off Dan Quisenberry sealed KC's fate...Mike Schmidt's two-run home run in the fourth inning broke the scoreless tie...the Royals sent Marty Bystrom to the showers with a run in the fifth and two more in the sixth...Amos Otis continued his sizzling offensive performance with a game-tying home run (his third of the Series) leading off the sixth...KC took the lead on a U.L. Washington sacrifice fly scoring Clint Hurdle in the sixth...Phillies' relievers Ron Reed and Tug McGraw silenced the KC bats the rest of the way...the Royals loaded the bases via three walks in the ninth, but McGraw fanned Jose Cardenal to end the game.

Philadelphia 0 0 0 2 0 0 0 0 2 - 4 7 0
 Kansas City 0 0 0 0 1 2 0 0 0 - 3 12 2
 Bystrom, Reed (6), MCGRAW (7) and Boone; Gura, QUISENBERRY (7) and Porter. HR: Otis, Schmidt. T-2:51 A-42,369.

Game 6 • at Philadelphia • Tuesday, Oct. 21

Behind the near-rabid support of 65,838 fans at Veterans Stadium, Philadelphia methodically eliminated the Royals, 4-1, behind the crafty work of Steve Carlton and Tug McGraw...Carlton allowed only four hits while striking out seven in his 7.0 innings of work and McGraw pitched the final two frames allowing three hits...Mike Schmidt gave the Phils all they really needed with a two-run single in the third inning...the Royals never ran out of spirit, sending Carlton to the clubhouse by scoring a run in the eighth...KC also threatened in the ninth, loading the bases with only one out, but McGraw fought his way out of the jam to bring the Phillies their first World Series title.

Kansas City 0 0 0 0 0 0 1 0 - 1 7 2
 Philadelphia 0 0 2 0 1 1 0 0 x - 4 9 0
 GALE, Martin (3), Splitteroff (5), Pattin (7), Quisenberry (8) and Wathan; CARLTON, McGraw (8) and Boone. HR: none. T-3:00 A-65,838 (324,516).

1980 POSTSEASON ROSTER

Manager: Jim Frey (41); Coaches: Bill Connors (36), Gordy MacKenzie (43), Jose Martinez (42), Jim Schaffer (44).
 Trainer: Mickey Cobb

No.	Name	Pos.	No.	Name	Pos.	No.	Name	Pos.
24	Aikens, Willie	1B	8	LaCock, Pete	1B	28	Quisenberry, Dan	RHP
5	Brett, George	3B	22	Leonard, Dennis	RHP	34	Splitteroff, Paul	LHP
25	Brett, Ken	LHP	27	Martin, Renie	RHP	21	Twitty, Jeff	LHP
19	Cardenal, Jose	OF/IF	11	McRae, Hal	DH/OF	30	Washington, U.L.	SS
7	Chalk, Dave	IF	18	Mulliniks, Rance	IF	12	Wathan, John	C/1B/OF
53	Concepcion, Onix	IF	26	Otis, Amos	IF	20	White, Frank	2B
38	Gale, Rich	RHP	33	Pattin, Marty	RHP	6	Wilson, Willie	OF
32	Gura, Larry	LHP	15	Porter, Darrrell	C			
10	Hurdle, Clint	OF	9	Quirk, Jamie	C			



WORLD SERIES HISTORY (CONT.)

1985 WORLD SERIES VS. ST. LOUIS (ROYALS WIN, 4-3)

Kansas City rallied from two-games-to-none and three-games-to-one deficits to capture their first World Championship by defeating the St. Louis Cardinals in the "1-70 Series"...the Royals became the first club in the 82-year history of the Fall Classic to lose their first two games at home and come back to win the title...the Royals became the first A.L. expansion club to win a World Championship and the second expansion team overall, joining the New York Mets (1969)...KC's talented and youthful pitching staff held the Major League's best hitting club to 13 total runs and a batting average of .185—the lowest ever in a 7-game World Series...Bret Saberhagen earned Most Valuable Player honors with two wins and a 0.50 ERA.

Game 1 • at Kansas City • Saturday, Oct. 19

John Tudor and Todd Worrell combined on an eight-hitter...the Cardinals scored on a leadoff walk and a one-out ground out in the third inning, a Cesar Cedeño run-scoring double in the fourth and then a misplayed line drive by Lonnie Smith in the ninth.

St. Louis	0	0	1	1	0	0	0	1	-	3	7	1
Kansas City	0	1	0	0	0	0	0	0	-	1	8	0

TUDOR, Worrell (7) and Porter; JACKSON, Quisenberry (8), Black (9) and Sundberg; HR: none. T-2:48 A-41,650.

Game 2 • at Kansas City • Sunday, Oct. 20

Charlie Leibrandt limited the Cardinals to two hits through eight innings, but St. Louis struck for four runs in the ninth to take a 2-0 lead in the Series...the Cardinals became the first team since the Yankees in the 1939 Series to come back from a 2-0 deficit in the ninth inning...the Cards strung together a Series-record three doubles in one inning, the last of which was Terry Pendleton's two-out bases-loaded shot.

St. Louis	0	0	0	0	0	0	0	4	-	4	6	0
Kansas City	0	0	0	2	0	0	0	0	-	2	9	0

Cox, DAYLEY (8), Lahti (9) and Porter; LEIBRANDT, Quisenberry (9), and Sundberg; HR: none. T-2:44 A-41,656.

Game 3 • at St. Louis • Tuesday, Oct. 22

Bret Saberhagen allowed six singles en route to giving the Royals their first victory of the Series...KC's offense collected 11 hits, including a two-run home run and a run-scoring double by Frank White...after Lonnie Smith's two-run double put the Royals ahead 2-0 in the fourth, White unloaded a two-run round-tripper in the fifth...Saberhagen survived a Cardinal rally in the first, getting a strike 'em out, throw 'em out double play with two on and two out.

Kansas City	0	0	0	2	2	0	2	0	-	6	11	0
St. Louis	0	0	0	0	0	1	0	0	-	1	6	0

SABERHAGEN and Sundberg; ANDUJAR, Campbell (5), Horton (6), Dayley (8) and Porter. HR: White. T-2:59 A-53,634.

Game 4 • at St. Louis • Wednesday, Oct. 23

Tito Landrum and Willie McGee each hit solo home runs to back John Tudor's second consecutive brilliant outing to give the Cards a 3-1 advantage in the series...in addition to the home runs, KC starter Buddy Black was victimized by a squeeze play on a full-count to Tom Nieto, who laid the bunt down scoring Terry Pendleton who had tripled...Tudor, meanwhile, tossed 106 pitches.

Kansas City	0	0	0	0	0	0	0	0	-	0	5	1	
St. Louis	0	1	1	0	1	0	0	0	x	-	3	6	0

BLACK, Beckwith (6), Quisenberry (8) and Sundberg; TUDOR and Nieto. HR: Landrum, McGee. T-2:19 A-53,634.

Game 5 • at St. Louis • Thursday, Oct. 24

Danny Jackson stuffed a cork in the Cardinals offense and their celebration hopes with a five-hitter and Willie Wilson keyed an early Royals uprising to force the Series westward via 1-70...D.J. retired the Redbirds in order five times...Wilson stroked a two-run triple to highlight a three-run second inning that sent Cardinal starter Bob Forsch to the showers.

Kansas City	1	3	0	0	0	0	1	1	-	6	11	2
St. Louis	1	0	0	0	0	0	0	0	-	1	5	1

JACKSON and Sundberg; FORSCH, Horton (2), Campbell (4), Worrell (6) Lahti (8) and Nieto; HR: none. T-2:52 A-53,644.

Game 6 • at Kansas City • Saturday, Oct. 26

For the first time in the 1985 season the Cardinals did not win a game when they led entering the ninth...St. Louis went into the ninth with a 1-0 lead...having guarded all of their previous 88 ninth-inning leads, the Cardinals fell prey to a little bit of fate and Dane Iorg's timely two-run single...a controversial call at first, a misplayed pop up by Jack Clark, a passed ball by Darrell Porter, an intentional walk to Hal McRae and Iorg's one-out dramatic single to right and the Royals were winners.

St. Louis	0	0	0	0	0	1	0	-	1	5	0
Kansas City	0	0	0	0	0	0	2	-	2	10	0

Cox, Dayley (8), WORRELL (9) and Porter; Leibrandt, QUISENBERRY (8) and Sundberg. HR: none. T-2:47 A-41,628.

Game 7 • at Kansas City • Sunday, Oct. 27

Bret Saberhagen tossed a 5-hitter, Darryl Motley blasted a two-run homer and the Royals beat the Cardinals climaxing one of the greatest comebacks in World Series play...it was the third-highest run total and most lopsided victory in the 176 games KC played during the season...the Royals tied a Series record by scoring six times in the fifth...Whitey Herzog and Joaquin Andujar were ejected and the Cards tied a Series mark by using five pitchers in the inning.

St. Louis	0	0	0	0	0	0	0	-	0	5	0	
Kansas City	0	2	3	0	6	0	0	x	-	11	14	0

TUDOR, Campbell (3), Lahti (5), Horton (5), Andujar (5), Forsch (5), Dayley (7) and Porter; SABERHAGEN and Sundberg. HR: Motley. T-2:46 A-41,658 (327,494).

1985 POSTSEASON ROSTER

Manager: Dick Howser (10); Coaches: Gary Blaylock (43), Mike Ferraro (41), Jose Martinez (42), Lee May (14), Jim Schaffer (44); Trainers: Mickey Cobb, Paul McGannon

No.	Name	Pos.	No.	Name	Pos.	No.	Name	Pos.
45	Balboni, Steve	IF	25	Jackson, Danny	LHP	31	Saberhagen, Bret	RHP
27	Beckwith, Joe	RHP	35	Jones, Lynn	OF	15	Sheridan, Pat	OF
1	Biancalana, Buddy	IF	37	Leibrandt, Charlie	LHP	21	Smith, Lonnie	OF
40	Black, Buddy	LHP	11	McRae, Hal	OF	8	Sundberg, Jim	C
5	Brett, George	IF	24	Motley, Darryl	OF	12	Wathan, John	C
2	Concepcion, Onix	IF	3	Orta, Jorge	OF	20	White, Frank	IF
26	Farr, Steve	RHP	4	Pryor, Greg	IF	6	Wilson, Willie	OF
23	Gubicza, Mark	RHP	18	Quirk, Jamie	C			
9	Iorg, Dane	OF	29	Quisenberry, Dan	RHP			



2014 WORLD SERIES VS. SAN FRANCISCO (GIANTS WIN, 4-3)

Kansas City participated in its first World Series in 29 years, as the Royals captured the American League pennant and faced the San Francisco Giants in a thrilling seven-game Fall Classic. In a nip-and-tug set, the Giants claimed the deciding game behind series MVP Madison Bumgarner's 5.0 scoreless innings of relief in Game 7. The Royals threatened in the ninth inning, putting the tying run on third base with two outs, but could not advance the final 90 feet. Center fielder Lorenzo Cain capped his torrid postseason, batting .308 (8-for-26) with 3 doubles and 5 RBI during the series. Rookie fireballer Yordano Ventura started two of KC's wins, including Game 6 when he tossed 7.0 scoreless frames in a 10-0 triumph.

Game 1 • at Kansas City • Tuesday, Oct. 21

San Francisco jumped out to an early lead on the strength of Hunter Pence's two-run blast and never looked back. Madison Bumgarner earned his first of two victories in the Series. Catcher Salvador Perez provided KC's only offense with a solo home run in the seventh inning.

San Francisco	3	0	0	2	0	0	2	0	0	-	7	11	1
Kansas City	0	0	0	0	0	0	1	0	0	-	1	4	0

BUMGARNER, Lopez (8), Strickland (9) and Posey; SHIELDS, Duffy (4), Collins (7), Frasor (9) and Perez. HR: Pence, Perez. T-3:32 A-40,459.

Game 2 • at Kansas City • Wednesday, Oct. 22

The Royals utilized a big rally in the sixth inning to even the series at one game a piece. Billy Butler broke a 2-2 tie with an RBI single in the sixth and scored from first base on Salvador Perez's two-run double later in the inning. KC's bullpen slammed the door, allowing no runs and one hit over the final 3.2 innings.

San Francisco	1	0	0	1	0	0	0	0	0	-	2	9	0
Kansas City	1	1	0	0	5	0	0	x	-	7	10	0	

PEAVY, Machi (6), Lopez (6), Strickland (6), Affeldt (6), Lincecum (7), Casilla (8) and Posey; Ventura, HERRERA (6), Davis (8), Holland (9) and Perez; HR: Blanco, Infante. T-3:25 A-40,446

Game 3 • at San Francisco • Friday, Oct. 24

Kansas City grabbed a 2-1 series lead, taking the first game played at AT&T Park. Jeremy Guthrie and the Royals' bullpen held San Francisco to just four hits, while Alex Gordon and Eric Hosmer each provided RBI hits in the sixth inning.

Kansas City	1	0	0	0	2	0	0	0	0	-	3	6	0
San Francisco	0	0	0	0	2	0	0	0	0	-	2	4	0

GUTHRIE, Herrera (6), Finnegan (7), Davis (8), Holland (9) and Perez; HUDSON, Lopez (6), Romo (7), Affeldt (8), Casilla (9) and Posey. HR: none. T-3:15 A-43,020.

Game 4 • at San Francisco • Saturday, Oct. 25

The Giants rallied from an early 4-1 deficit to even the best-of-seven series in Game 4. After allowing four runs in the third inning, San Francisco stormed back to tie the game in the fifth and take the lead on Pablo Sandoval's two-run single in the sixth inning. The 11 runs scored were the most the Royals have allowed in a postseason game.

Kansas City	0	0	4	0	0	0	0	0	0	-	4	12	1
San Francisco	1	0	1	0	2	3	4	0	x	-	11	16	0

Vargas, Frasor (5), Duffy (5), FINNEGAN (6), Collins (7) and Perez; Vogelsong, Machi (3), PETIT (4), Affeldt (7), Romo (8), Strickland (9) and Posey; HR: none. T-4:00 A-43,066.

Game 5 • at San Francisco • Sunday, Oct. 26

Madison Bumgarner pitched the Giants to a 3-2 series lead, tossing a four-hit shutout. The lefty needed 117 pitches for the first complete-game shutout in the Fall Classic since Florida's Josh Beckett blanked the Yankees in 2003.

Kansas City	0	0	0	0	0	0	0	0	0	-	0	4	1
San Francisco	0	1	0	1	0	0	0	3	x	-	5	12	0

SHIELDS, Herrera (7), Davis (8) and Perez; BUMGARNER and Posey; HR: none. T-3:09 A-43,087.

Game 6 • at Kansas City • Tuesday, Oct. 28

Kansas City forced a deciding game by scoring seven runs in the second inning for a lopsided victory. Eight of the first nine hitters reached base in the second with Lorenzo Cain breaking the game open with a two-run single. It was more than enough for righty Yordano Ventura, who tossed seven scoreless frames to become the first Royals rookie to win a World Series game.

San Francisco	0	0	0	0	0	0	0	0	0	-	0	6	0
Kansas City	0	7	1	0	1	0	1	0	x	-	10	10	0

PEAVY, Petit (2), Machi (3), Strickland (6), Vogelsong (8) and Posey, Susac (7); VENTURA, Frasor (8), Collins (9) and Perez; HR: Moustakas. T-3:21 A-40,372.

Game 7 • at Kansas City • Wednesday, Oct. 29

The Giants claimed their third World Title in the five seasons, edging the Royals in a decisive Game 7. Michael Morse's RBI single in the fourth inning broke a 2-2 tie, while series MVP Madison Bumgarner closed the door, tossing 5.0 scoreless innings in relief. KC put the tying run on third base in the ninth, but Bumgarner retired Salvador Perez to end a thrilling series.

San Francisco	0	2	0	1	0	0	0	0	0	-	3	8	1
Kansas City	0	2	0	0	0	0	0	0	0	-	2	6	0

Hudson, AFFELDT (2), Bumgarner (4) and Posey; Guthrie, Herrera (4), Davis (7), Holland (9) and Perez. HR: none. T-3:10 A-40,535 (290,985).

2014 POSTSEASON ROSTER

Manager: Ned Yost (3); **Coaches:** Dave Eiland (58), Pedro Grifol (28), Doug Henry (57), Mike Jirschele (59), Rusty Kuntz (15), Dale Sveum (21), Don Wakamatsu (22); **Trainers:** Nick Kenney, Kyle Turner

No.	Name	Pos.	No.	Name	Pos.	No.	Name	Pos.
23	Aoki, Nori	OF	27	Finnegan, Brandon	LHP	26	Kratz, Erik	C
16	Butler, Billy	1B/DH	54	Frasor, Jason	RHP	8	Moustakas, Mike	INF
6	Cain, Lorenzo	OF	4	Gordon, Alex	OF	12	Nix, Jayson	INF
55	Collins, Tim	LHP	0	Gore, Terrance	OF	13	Perez, Salvador	C
24	Colon, Christian*	INF	11	Guthrie, Jeremy	RHP	33	Shields, James	RHP
17	Davis, Wade	RHP	40	Herrera, Kelvin	RHP	51	Vargas, Jason	LHP
41	Duffy, Danny	LHP	56	Holland, Greg	RHP	30	Ventura, Yordano	RHP
1	Dyson, Jarrod	OF	35	Hosmer, Eric	INF	7	Willingham, Josh	1B/DH
2	Escobar, Alcides	INF	14	Infante, Omar	INF			

* - Not on World Series roster



WORLD SERIES HISTORY (CONT.)

2015 WORLD SERIES VS. NEW YORK METS (ROYALS WIN, 4-1)

Kansas City won its first World Championship in 30 years, besting the New York Mets in a thrilling five-game series that featured two extra-innings wins. The Royals came from behind in all four of their victories, which included overcoming a 3-1 deficit after five in Game #4 and a 2-0 deficit after eight in Game #5. Catcher Salvador Perez earned World Series MVP honors after batting .364 with two doubles, three runs scored and two RBI. Johnny Cueto tossed the fourth complete game by a Royal in the World Series in Game #2, while KC's bullpen stymied the Mets throughout the series, posting a 3-0 mark with a 1.90 ERA (5 ER in 23.2 IP) with four walks and 30 strikeouts.

Game 1 • at Kansas City • Tuesday, October 27

Despite trailing most of the evening, Kansas City rallied to tie in the ninth and won Game #1 in 14 innings. The contest matched the longest in World Series history, joining Game #2 of the 1916 Fall Classic and Game #3 of the 2005 Series. Trailing 4-3 in the ninth, the Royals tied the game on Alex Gordon's one-out home run off Jeffrys Familia and then won the game on Eric Hosmer's sac fly which plated Alcides Escobar. Former Met Chris Young earned the victory on the mound, tossing 3.0 hitless innings of relief.

New York 0 0 0 1 1 1 0 1 0 0 0 0 0 - 4 11 1
Kansas City 1 0 0 0 2 0 0 1 0 0 0 0 1 - 5 11 1
Harvey, Reed (7), Clippard (8), Familia (8), Niese (10), COLON (12) and d'Arnaud. Volquez, Duffy (7), Herrera (7), Hochevar (9), Davis (10), Madson (11), YOUNG (12) and Perez. HR: Granderson, Escobar, Gordon. T-5:09, Att: 40,320.

Game 2 • at Kansas City • Wednesday, October 28

Johnny Cueto tossed the fourth complete game by a Royals pitcher in World Series history, while KC rallied for four runs in the fifth to take a two-game lead. Alcides Escobar and Eric Hosmer each had two hits and drove in two runs. Cueto allowed just two hits and fanned four.

New York 0 0 0 1 0 0 0 0 0 - 1 2 1
Kansas City 0 0 0 0 4 0 0 3 x - 7 10 0
DEGROM, Robles (6), Niese (7), Reed (8), Gilmartin (8) and d'Arnaud. CUETO and Perez. HR: None, T-2:54, A-40,410.

Game 3 • at New York • Friday, October 30

The Mets turned the tables on Kansas City, rallying from a pair of early deficits to cut the Royals' lead in the series to 2-1. Rookie Noah Syndergaard tossed 6.0 innings to earn the win, while Curtis Granderson and David Wright each homered for New York.

Kansas City 1 2 0 0 0 0 0 0 0 - 3 7 0
New York 2 0 2 1 0 4 0 0 x - 9 12 0
VENTURA, Duffy (4), Hochevar (5), Morales (6), Herrera (6), Madson (8), Medlen (9) and Perez. SYNDERGAARD, Reed (7), Clippard (8), Familia (9) and d'Arnaud. HR: Wright, Granderson (2). T-3:22, A-44,781.

Game 4 • at New York • Saturday, October 31

KC did it again, rallying from an eighth inning deficit to score a Game #4 victory at Citi Field. The Royals trailed 3-2 heading into the eighth, but two walks and an error tied the game, while Mike Moustakas delivered the go-ahead RBI single with one out. Michael Conforto hit a pair of solo shots for the Mets.

Kansas City 0 0 0 0 1 1 0 3 0 - 5 9 0
New York 0 0 2 0 1 0 0 0 0 - 3 6 2
Young, Duffy (5), Hochevar (6), MADSON (7), Davis (8) and Perez. Matz, Niese (6), Colon (6), Reed (7), CLIPPARD (8), Familia (8), Robles (9) and d'Arnaud. HR: Conforto 2(2). T-3:29, A-44,815.

Game 5 • at New York • Sunday, November 1

Kansas City closed out their second World Championship in franchise history in familiar fashion, using a late rally to tie the game, before winning in extra-innings. Trailing 2-0 heading into the ninth, the Royals tied the game on Eric Hosmer's RBI double and an RBI ground out from Salvador Perez. Hosmer scored the tying run on a daring dash home from third. After the Royals bullpen kept the Mets off the board for three innings, KC's offense erupted for five runs in the 12th. Christian Colon, who had not appeared in a postseason game before Game #5, collected the go-ahead RBI single in the 12th, pinch-hitting for the pitcher.

Kansas City 0 0 0 0 0 0 0 2 0 0 5 - 7 10 1
New York 1 0 0 0 1 0 0 0 0 0 0 - 2 4 2
Volquez, Herrera (7), Hochevar (10), Davis (12) and Perez, Butera (12). Harvey, Familia (9), Niese (11), Reed (12), Colon (12) and d'Arnaud. HR: Granderson (3). T-4:15. A-44,859.



Kansas City players celebrated the franchise's first World Series championship in 30 years.

2015 POSTSEASON ROSTER

Manager: Ned Yost (3); **Coaches:** Dave Eiland (58), Pedro Grifol (28), Doug Henry (57), Mike Jirschele (59), Rusty Kuntz (81), Dale Sveum (21), Don Wakamatsu (22); **Trainers:** Nick Kenney, Kyle Turner

No.	Name	Pos.	No.	Name	Pos.	No.	Name	Pos.
9	Butera, Drew	C	0	Gore, Terrance*	OF	8	Moustakas, Mike	INF
6	Cain, Lorenzo	OF	40	Herrera, Kelvin	RHP	16	Orlando, Paulo	OF
24	Colon, Christian	INF	44	Hochevar, Luke	RHP	13	Perez, Salvador	C
47	Cueto, Johnny	RHP	35	Hosmer, Eric	INF	15	Rios, Alex	OF
17	Davis, Wade	RHP	46	Madson, Ryan	RHP	30	Ventura, Yordano	RHP
41	Duffy, Danny	LHP	39	Medlen, Kris	RHP	36	Volquez, Edinson	RHP
1	Dyson, Jarrod	OF	27	Mondesi, Raul	INF	32	Young, Chris	RHP
2	Escobar, Alcides	INF	45	Morales, Franklin	LHP	18	Zobrist, Ben	INF
4	Gordon, Alex	OF	25	Morales, Kendrys	DH			

* - Not on World Series roster



ROYALS ALL-STAR GAME SELECTIONS

1969 Ellie Rodriguez (C-DNP)
 1970 Amos Otis (OF)
 1971 Cookie Rojas (2B)
 Amos Otis (OF)
 1972 Bob Lemon (Coach)
 Amos Otis (OF-injured, DNP)
 Lou Piniella (OF)
 Cookie Rojas (2B)
 Richie Scheinblum (OF)
 1973 *John Mayberry (1B)
 *Amos Otis (OF)
 Cookie Rojas (2B)
 1974 Steve Busby (P-DNP)
 John Mayberry (1B)
 Jack McKeon (Coach)
 Cookie Rojas (2B-DNP)
 1975 Steve Busby (P)
 Hal McRae (OF)
 1976 *George Brett (3B)
 Jim Dudley (Trainer)
 Hal McRae (OF)
 Amos Otis (OF)
 Fred Patek (SS)
 1977 *George Brett (3B)
 1978 *George Brett (3B)
 Whitey Herzog (Coach)
 Fred Patek (SS)
 Darrell Porter (C-DNP)
 Frank White (2B)
 1979 *George Brett (3B)
 *Darrell Porter (C)
 *Frank White (2B)
 1980 #George Brett (3B-injured, DNP)
 Larry Gura (P-DNP)
 Darrell Porter (C)
 1981 *George Brett (3B)
 Jim Frey (Manager)
 Frank White (2B)
 1982 *George Brett (3B)
 Mickey Cobb (Trainer)
 Dick Howser (Coach)
 Hal McRae (OF)
 Dan Quisenberry (P)
 Frank White (2B)
 Willie Wilson (OF)
 1983 *George Brett (3B)
 Dan Quisenberry (P)
 Willie Wilson (OF)

1984 *George Brett (3B)
 Dan Quisenberry (P-DNP)
 1985 *George Brett (3B)
 Dick Howser (Coach)
 1986 #George Brett (3B-injured DNP)
 Dick Howser (Manager)
 Frank White (2B)
 1987 George Brett (3B-injured, DNP)
 *Bret Saberhagen (P)
 Kevin Seitzer (3B)
 1988 George Brett (1B)
 Mark Gubicza (P)
 Kurt Stillwell (SS)
 1989 *Bo Jackson (OF)
 Mark Gubicza (P)
 1990 Bret Saberhagen (P)
 Mickey Cobb (Trainer)
 1991 *Danny Tartabull (DH)
 1992 Jeff Montgomery (P)
 Hal McRae (Coach)
 1993 Jeff Montgomery (P)
 1994 David Cone (P)
 1995 Kevin Appier (P)
 1996 Jeff Montgomery (P-DNP)
 Bob Boone (Coach)
 Nick Swartz (Trainer)
 1997 Jose Rosado (P)
 1998 Dean Palmer (3B)
 1999 Jose Rosado (P)
 2000 *Jermaine Dye (OF)
 Mike Sweeney (1B)
 2001 Mike Sweeney (1B)
 Tony Muser (Coach)
 2002 Mike Sweeney (1B)
 2003 Mike Sweeney (1B-DNP)
 Mike MacDougal (P-DNP)
 2004 Ken Harvey (1B)
 Tony Pena (Coach)
 2005 Mike Sweeney (1B)
 2006 Mark Redman (P-DNP)
 Nick Swartz (Trainer)
 2007 Gil Meche (P-DNP)
 2008 Joakim Soria (P)
 2009 Zack Greinke (P)
 2009 Trey Hillman (Coach)
 2010 Joakim Soria (P-DNP)
 2011 Aaron Crow (P-DNP)

2012 Billy Butler (1B/DH)
 Ned Yost (Coach)
 Nick Kenney (Trainer)
 2013 Alex Gordon (OF)
 Greg Holland (P)
 Salvador Perez (C)
 2014 Alex Gordon (OF-DNP)
 *Salvador Perez (C)
 Greg Holland (P)
 2015 *Loranzo Cain (OF)
 Wade Davis (P)
 *Alcides Escobar (SS)
 #Alex Gordon (OF - Injured DNP)
 Kelvin Herrera (P)
 Mike Moustakas (3B)
 *Salvador Perez (C)
 Ned Yost (MGR)
 Dave Eiland (Coach)
 Pedro Grifol (Coach)
 Doug Henry (Coach)
 Mike Jirschele (Coach)
 Rusty Kuntz (Coach)
 Dale Sveum (Coach)
 Don Wakamatsu (Coach)
 2016 Wade Davis (P - Injured DNP)
 Kelvin Herrera (P)
 *Eric Hosmer (1B)
 *Salvador Perez (C)
 Ned Yost (MGR)
 Dave Eiland (Coach)
 Pedro Grifol (Coach)
 Doug Henry (Coach)
 Mike Jirschele (Coach)
 Rusty Kuntz (Coach)
 Dale Sveum (Coach)
 Don Wakamatsu (Coach)
 2017 *Salvador Perez (C)
 Mike Moustakas (3B)
 Jason Vargas (P)

*-Denotes start

#-Selected as a starter, but did not play

Bold-Denotes A.L.'s Highest Vote-Getter

MULTIPLE ALL-STAR SELECTIONS

13	George Brett	1976-88
5	Amos Otis	1970-73, 1976
5	Salvador Perez	2013-17
5	Mike Sweeney	2000-03, 2005
5	Frank White	1978-79, 1981-82, 1986
4*	Hal McRae	1975-76, 1982, 1992*
4	Cookie Rojas	1971-74
3	Alex Gordon	2013-15
3	Dick Howser (Coach/Manager)	1982, 1985-86
3	Jeff Montgomery	1992-93, 1996
3	Dan Quisenberry	1982-84
3#	Ned Yost (Coach/Manager)	2012#, 2015-16
2	Steve Busby	1974-75
2	Mickey Cobb (Trainer)	1982, 1990
2	Wade Davis	2015-16
2	Mark Gubicza	1988-89
2	Kelvin Herrera	2015-16
2	Greg Holland	2013-14
2	John Mayberry	1973-74
2	Mike Moustakas	2015, 2017
2	Fred Patek	1976, 1978
2	Darrell Porter	1978, 1980
2	Jose Rosado	1997, 1999
2	Bret Saberhagen	1987, 1990
2	Joakim Soria	2008, 2010
2	Nick Swartz (Trainer)	1996, 2006
2	Willie Wilson	1982-83

* Hal McRae was a three-time All-Star as a player and once as a coach
 # Ned Yost was an All-Star twice as a manager and once as a coach.

HOME RUN DERBY PARTICIPANTS

Year	Player (Site)	HR Hit
1989	Bo Jackson (Anaheim)	1
1991	Danny Tartabull (Toronto)	2
2017	Mike Moustakas (Miami)	10



Salvador Perez has been selected to each of the past five All-Star Games.



1960 All-Star Game

GAME SUMMARY

Kansas City hosted an MLB All-Star Game for the first time on July 11, 1960. The 28th version of the Midsummer Classic was played at Municipal Stadium with the National League prevailing, 5-3. Two days later, the N.L. would win once again, shutting out the A.L., 6-0, at Yankee Stadium.

The game in Kansas City was attended by 30,619 fans who witnessed the senior circuit get off to a scorching start against A.L. starter and losing pitcher, Bill Monbouquette of the Boston Red Sox.

Willie Mays led off for the N.L. and tripled to right. Mays scored when the next batter, Bob Skinner, singled. After consecutive outs from future Hall of Famers Eddie Mathews and Hank Aaron, another future Hall of Famer, Ernie Banks, homered to give the N.L. a 3-0 lead.

The N.L. added a fourth run in the second inning on catcher Del Crandall's solo home run and a fifth in the third frame as future Hall of Famer Bill Mazeroski drove home Banks with a single to left.

Another future member of the Hall of Fame, Al Kaline, blasted a two-run home run in the eighth to bring the A.L. within two runs at 5-3, but that was as close as they were able to get.

No MVP was named, but Mays ended up 3-for-4 with a run scored and Banks added two hits, drove in two and scored two runs.

The game featured 15 future Hall of Famers (plus Hall of Fame managers Walter Alston and Al Lopez), all indicated in bold in the box score. Ted Williams, who would retire at the end of the season, grounded out to second base as a pinch hitter in the second inning. Cardinals legend Stan Musial recorded an infield single as a pinch hitter in the road half of the eighth.

Al Lopez managed the American League and was joined by coaches Tony Cuccinello and Don Guttridge. The National League was managed by Walter Alston, who was joined by coaches Solly Hemus and Fred Hutchinson.

Finally, Hall of Fame umpire Nestor Chylak umpired both second and first base in 1960 and then returned to Kansas City to umpire home plate during the 1973 All-Star Game.



1960 ALL-STAR GAME BOX SCORE

National League 5, American League 3 at Municipal Stadium, Kansas City, Mo., July 11, 1960

Players in Bold indicated into Baseball Hall of Fame

Table with columns: NATIONAL LEAGUE, AB, R, H, RBI, BB, K, PO, A. Lists players like Mays, Willie cf, Pinson, Vada cf, Skinner, Bob lf, Cepeda, Orlando lf, Mathews, Eddie 3b, Boyer, Ken 3b, Aaron, Hank rf, Clemente, Roberto rf, Banks, Ernie ss, Groat, Dick ss, Adcock, Joe 1b, White, Bill pr. 1b, Mazeroski, Bill 2b, Musial, Stan ph, Taylor, Tony pr, Neal, Charlie 2b, Crandall, Del c, Burgess, Smoky c, Friend, Bob p, McCormick, Mike p, Face, Roy p, Larker, Norm ph, Buhl, Bob p, Law, Vern p, and Totals.

Table with columns: AMERICAN LEAGUE, AB, R, H, RBI, BB, K, PO, A. Lists players like Minos, Minnie lf, Lemon, Jim lf, Malzone, Frank 3b, Robinson, Brooks 3b, Maris, Roger rf, Kuenn, Harvey rf, Mantle, Mickey cf, Kaline, Al cf, Skowron, Bill 1b, Lary, Frank p, Lollar, Sherm ph, Daley, Bud p, Berra, Yogi c, Howard, Elston c, Runnels, Pete 2b, Fox, Nellie 2b, Hansen, Ron ss, Aparicio, Luis ss, Monbouquette, Bill p, Williams, Ted ph, Estrada, Chuck p, Coates, Jim p, Smith, Al ph, Bell, Gary p, Gentile, Jim ph. 1b, and Totals.

NL 3 1 1 0 0 0 0 0 5 12 4 AL 0 0 0 0 1 0 2 0 - 3 6 1

DP: N.L. 1; A.L. 1. E: Neal (1); Burgess (1); Mathews (2); Daley (1). WP: Friend (1); Banks (1 off Estrada); Mays (1 off Coates); Adcock (1 off Coates); Berra (1 off Monbouquette); HR: Banks (1, 1st inning off Monbouquette 1 on, 2 out); Crandall (1, 2nd inning off Monbouquette 0 on, 1 out); Kaline (1, 8th inning off Buhl 1 on, 0 out). HBP: Mazeroski (by Coates). Outfield Assists: Aaron (Kuenn at 2nd base), SB: Skinner (1, 2nd base off Monbouquette/Berra).

Table with columns: N.L., IP, H, R, ER, HR, BB, K. Lists players like Friend, Bob (W), McCormick, Mike, Face, Roy, Buhl, Bob, Law, Vern (S), and Totals.

Table with columns: A.L., IP, H, R, ER, HR, BB, K. Lists players like Monbouquette, Bill (L), Estrada, Chuck, Coates, Jim, Bell, Gary, Lary, Frank, Daley, Bud, and Totals.

Umpires: Jim Honochick, Tom Gorman, Nestor Chylak, Dusty Bogges, Johnny Stevens, Vinnie Smith. Time of Game: 2:39 Attendance: 30,619






1973 All-Star Game



GAME SUMMARY

Kansas City was the site of the 40th Major League Baseball All-Star Game in 1973 where the National League handed the American League a 7-1 loss.



The game marked the final All-Star appearance of Willie Mays and was attended by members of the first All-Star Game in 1933, including Carl Hubbell, Bill Hallahan, Lefty Gomez, Dick Bartel, Lefty Grove, Jimmie Dykes and Charlie

Gehringer.

The A.L. jumped out to a 1-0 lead after a double from **Reggie Jackson** and an RBI single from KC's **Amos Otis**. However, the N.L. All-Stars countered with two runs in the top of the third and also scored in the fourth, fifth and sixth innings. **Rick Wise** earned the win for the N.L. after allowing two hits and one ER in 2.0 innings of work.

Bobby Bonds was named the game's MVP, coming off the bench to go 2-for-2 with a two-run homer in the fifth inning, giving the N.L. a 5-1 lead.

Johnny Bench hit one of the most mammoth home runs in the history of the Mid-Summer Classic, launching a 480-foot solo shot off Bill Singer in the fourth inning over the left field concourse. His homer still stands as the longest in Kauffman Stadium history.

The game featured 17 future Hall of Famers (plus three Hall of Fame managers), including **Hank Aaron**, **Willie Mays**, **Rod Carew**, and **Brooks Robinson** to name a few, while Hall of Fame manager **Joe Torre** played in the game for the National League. The game also featured three Royals - **Amos Otis**, **John Mayberry** and **Cookie Rojas** - and one future Royals manager, **Buddy Bell**, who tripled as a pinch hitter in the third inning. Otis led the A.L. players, going 2-for-2 with the team's only RBI.



1973 ALL-STAR GAME BOX SCORE

National League 7, American League 1
at Royals Stadium, Kansas City, Mo., July 24, 1973

Players in Bold Inducted into Baseball Hall of Fame

NATIONAL LEAGUE	AB	R	H	RBI	BB	K	PO	A
Rose, Pete lf	3	1	0	0	1	0	1	0
Twitchell, Wayne p	0	0	0	0	0	0	0	0
Giusti, Dave p	0	0	0	0	0	0	0	0
Mota, Manny ph,lf	1	0	0	0	0	0	0	0
Brewer, Jim p	0	0	0	0	0	0	0	0
Morgan, Joe 2b	3	2	1	0	1	0	2	2
Johnson, Davey 2b	1	0	0	0	0	0	1	1
Cedeno, Cesar cf	3	0	1	1	0	2	3	0
Russell, Bill ss	2	0	0	0	0	0	0	2
Aaron, Hank 1b	2	0	1	1	0	0	3	1
Torre, Joe 1b,3b	3	0	0	0	0	0	5	0
Williams, Billy rf	2	0	1	0	0	0	0	0
Bonds, Bobby rf	2	1	2	2	0	0	0	0
Bench, Johnny c	3	1	1	1	0	0	3	0
Simmons, Ted ph,c	1	0	0	0	0	1	1	1
Santo, Ron 3b	1	1	1	0	2	0	0	1
Colbert, Nate ph	1	0	0	0	0	0	0	0
Fairly, Ron 1b	0	0	0	0	0	0	4	0
Speier, Chris ss	2	0	0	0	0	1	1	1
Stargell, Willie ph,lf	1	0	0	0	0	1	1	0
Mays, Willie ph	2	0	0	0	1	0	0	0
Seaver, Tom p	0	0	0	0	0	0	0	1
Watson, Bob lf	0	0	0	0	0	0	0	0
Wise, Rick p	0	0	0	0	0	0	1	0
Evans, Derrell ph	0	0	0	0	0	1	1	0
Osteen, Claude p	0	0	0	0	0	0	0	1
Sutton, Don p	0	0	0	0	0	0	0	1
Davis, Willie ph,cf	2	1	2	2	0	0	1	0
Totals	34	7	10	7	5	6	27	12

AMERICAN LEAGUE	AB	R	H	RBI	BB	K	PO	A
Campaneris, Bert ss	3	0	0	0	0	2	1	2
Brinkman, Ed ss	1	0	0	0	0	0	1	1
Carew, Rod 2b	3	0	0	0	0	0	5	1
Rojas, Cookie 2b	0	0	0	0	1	0	1	1
Mayberry, John 1b	3	0	1	0	1	0	8	0
Jackson, Reggie rf	4	1	1	0	0	1	0	0
Blair, Paul cf	0	0	0	0	0	0	1	0
Otis, Amos cf	2	0	2	1	0	0	0	0
May, Dave cf,rf	2	0	0	0	0	0	0	1
Murcer, Bobby lf	2	0	0	0	1	0	0	1
Fisk, Carlton c	3	0	0	0	0	3	0	0
Munson, Thurman c	2	0	0	0	0	1	5	1
Robinson, Brooks 3b	2	0	0	0	0	0	1	3
Bando, Sal 3b	1	0	0	0	0	0	0	1
Nelson, Dave 3b	0	0	0	0	0	0	1	0
Horton, Willie ph	1	0	0	0	0	0	1	0
Hunter, "Catfish" p	0	0	0	0	0	0	0	0
Holtzman, Ken p	0	0	0	0	0	0	0	0
Blyleven, Bert p	0	0	0	0	0	0	0	0
Bell, Buddy ph	1	0	1	0	0	0	0	0
Singer, Bill p	0	0	0	0	0	0	0	1
Kelly, Pat ph	1	0	0	0	0	0	0	0
Ryan, Nolan p	0	0	0	0	0	0	0	0
Spencer, Jim ph	0	0	0	0	0	0	0	0
Lyle, Sparky p	0	0	0	0	0	0	0	0
Fingers, Rollie p	0	0	0	0	0	0	0	0
Totals	32	1	5	1	3	5	27	12

NL 0 0 2 1 2 2 0 0 0 - 7 10 0
AL 0 1 0 0 0 0 0 0 - 1 5 0

DP: A.L. 1, E: None, PB: Fisk (1), 2B: Morgan (1, off Singer); Bonds (1, off Ryan); Jackson (1, off Wise); Mayberry (1, off Twitchell). 3B: Bell (1, off Osteen). HR: Bench (1, 4th inning off Singer 0 on, 0 out); Bonds (1, 5th inning off Singer 1 on, 2 out); Davis (1, 6th inning off Ryan 1 on, 1 out). SH: Osteen (1, off Singer). SB: Otis (1, 2nd base off Osteen/Bench).

N.L.	IP	H	HR	R	ER	BB	K
Wise, Rick (W)	2	2	0	1	1	0	1
Osteen, Claude	2	2	0	0	0	1	1
Sutton, Don	1	0	0	0	0	0	0
Twitchell, Wayne	1	1	0	0	0	0	1
Giusti, Dave	1	0	0	0	0	0	0
Seaver, Tom	1	0	0	0	0	1	0
Brewer, Jim	1	0	0	0	0	1	2
Totals	9	5	0	1	3	5	5

A.L.	IP	H	HR	R	ER	BB	K
Hunter, "Catfish"	1.1	1	0	0	0	0	1
Holtzman, Ken	0.2	1	0	0	0	0	0
Blyleven, Bert (L)	1	2	2	2	2	2	2
Singer, Bill	2	3	2	3	3	1	2
Ryan, Nolan	2	2	1	2	2	2	2
Lyle, Sparky	1	1	0	0	0	0	1
Fingers, Rollie	1	0	0	0	0	0	0
Totals	9	10	3	7	5	6	6

Umpires: Nestor Chylak, Ken Burkhardt, Larry Barnett, Bill Williams, Ron Luciano, Bob Engel

Time of Game: 2:45 Attendance: 40,849



2012 All-Star Game



GAME SUMMARY

Kansas City hosted its third MLB All-Star Game on July 10, 2012. The 83rd version of the Midsummer Classic was played at Kauffman Stadium with the National League prevailing, 8-0, moving the senior circuit's record to a perfect 3-0 in All-Star Games playing in the City of Fountains.

Eleven pitchers combined on the six-hit shutout for the National League with the win claimed by starter Matt Cain.

The victory was the National League's third straight and clinched home field advantage which proved beneficial for the San Francisco Giants who won the first two games of the 2012 World Series en route to a sweep over the Detroit Tigers. Giants played key roles in the All-Star Game win, including MVP Melky Cabrera, starting and winning pitcher Matt Cain, and 2012 World Series MVP Pablo Sandoval, who connected for a three-run triple.

The game in Kansas City was attended by 40,933 fans who witnessed the senior circuit get off to a scorching start against A.L. starter and losing pitcher, Justin Verlander of the Detroit Tigers, scoring five times.

After a strikeout to open the game, a Cabrera single and Ryan Braun double scored the game's first run. A pair of two-out walks loaded the bases for Sandoval, who emptied the bags with a triple. Dan Uggla followed with a single, driving in Sandoval.

Neither league threatened until the fourth when the National League added three runs, all with two outs, to create the final 8-0 deficit. Rafael Furcal tripled, then scored as his Cardinals teammate Matt Holliday singled. Cabrera followed with a two-run home run to deep left field.

The American League's best scoring chance came in the bottom of the fifth as back-to-back one-out singles from David Ortiz and Mike Napoli and a two-out walk to Asdrubal Cabrera loaded the bases. But Ian Kinsler flied out to end the threat.

Cabrera of the San Francisco Giants, who played with the Royals in 2011, was named the MVP after going 2-for-3 with two RBI and two runs scored.



2012 ALL-STAR GAME BOX SCORE

National League 8, American League 0 at Kauffman Stadium, Kansas City, Mo., July 10, 2012

Table with columns: NATIONAL LEAGUE, AB, R, H, RBI, BB, K, PO, A. Lists player stats for NL players including Gonzalez, Holliday, Jones, Bourn, Melky, etc.

Table with columns: AMERICAN LEAGUE, AB, R, H, RBI, BB, K, PO, A. Lists player stats for AL players including Jeter, Cabrera, Cano, Kinsler, Hamilton, etc.

Summary table for NL and AL totals: NL 5 0 0 3 0 0 0 0 - 8 10 0, AL 0 0 0 0 0 0 0 0 - 0 6 0

DP: N.L. - 2 (Furcal-Altuve-Freese; Furcal-Votto). E: None. WP: None. 2B: Braun (1, off Verlander). 3B: Furcal (1, off Harrison); Sandoval (1, off Verlander); Braun (1, off Harrison). HR: Mel. Cabrera (1, 4th inning off Harrison, 1 on, 2 out to deep left). HBP: Konerko (by Dickey). LOB: N.L. - 8; A.L. - 8. RISP: N.L. - 3 for 8; A.L. - 0 for 7. SB: Trout (1, 2nd base off Dickey/Ruiz).

Table with columns: N.L., IP, H, R, ER, HR, BB, K. Lists pitcher stats for NL pitchers including Cain, Gonzalez, Strasburg, etc.

Table with columns: A.L., IP, H, R, ER, HR, BB, K. Lists pitcher stats for AL pitchers including Verlander, Nathan, Price, etc.

Umpires: Gerry Davis, Jim Joyce, Brian Runge, Tony Randazzo, Lance Barksdale, Brian Knight. Time of Game: 2:59 Attendance: 40,933

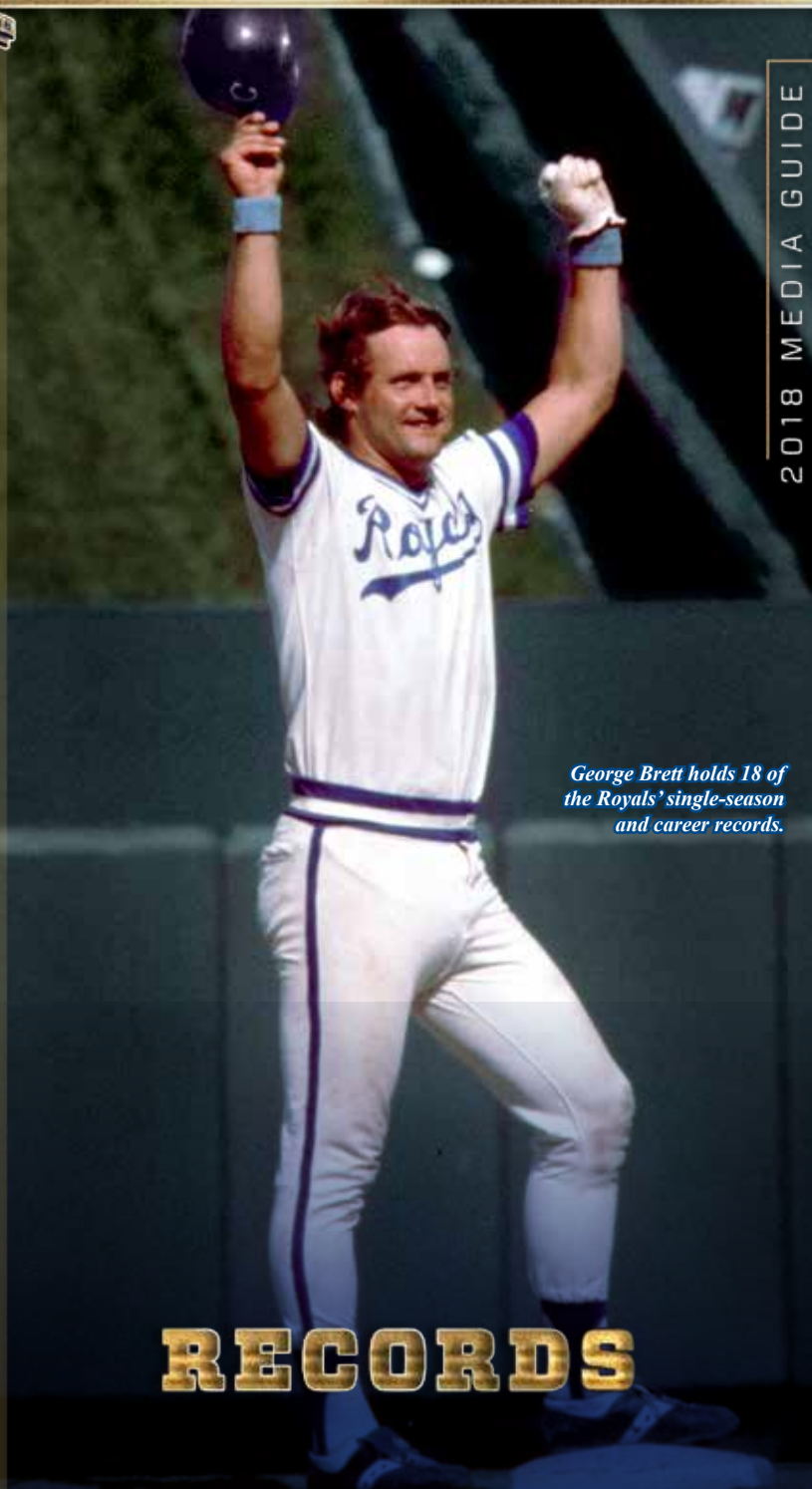


R

50

R

50



George Brett holds 18 of the Royals' single-season and career records.

RECORDS



ALL-TIME STANDINGS

ALL-TIME CLUB STANDINGS

Year	Division	Place	Won	Lost	Pct.	GB	Attendance	Postseason
1969	Western	4th	69	93	.426	28	902,183	
1970	Western	4th	65	97	.401	33	693,047	
1971	Western	2nd	85	76	.528	16	910,784	
1972	Western	4th	76	78	.494	16.5	707,656	
1973	Western	2nd	88	74	.543	6	1,345,341	
1974	Western	5th	77	85	.475	13	1,173,292	
1975	Western	2nd	91	71	.562	7	1,151,836	
1976	Western	1st	90	72	.556	+2.5	1,680,265	Division Champs, lost to NY, 3-2
1977	Western	1st	102	60	.630	+8	1,852,603	Division Champs, lost to NY, 3-2
1978	Western	1st	92	70	.567	+5	2,255,493	Division Champs, lost to NY, 3-1
1979	Western	2nd	85	77	.525	3	2,261,845	
1980	Western	1st	97	65	.599	+14	2,288,714	A.L. Champs, def. NY, 3-0, lost to PHI, 4-2
1981	Western	4th	50	53	.485	11	1,279,403	lost to OAK, 3-0, in 1st Division Series playoff
1982	Western	2nd	90	72	.556	3	2,284,464	
1983	Western	2nd	79	83	.488	20	1,963,875	
1984	Western	1st	84	78	.519	+3	1,810,018	Division Champs, lost to DET, 3-0
1985	Western	1st	91	71	.562	+1	2,162,717	World Series Champs, def. STL, 4-3
1986	Western	T3rd	76	86	.469	16	2,320,764	
1987	Western	2nd	83	79	.512	2	2,392,471	
1988	Western	3rd	84	77	.522	19.5	2,350,181	
1989	Western	2nd	92	70	.568	7	2,477,700	
1990	Western	6th	75	86	.466	27.5	2,244,956	
1991	Western	6th	82	80	.506	13	2,161,537	
1992	Western	T5th	72	90	.444	24	1,867,689	
1993	Western	3rd	84	78	.519	10	1,934,578	
1994	Central	3rd	64	51	.557	4	1,400,494	
1995	Central	2nd	70	74	.486	30	1,233,296	
1996	Central	5th	75	86	.466	24	1,436,007	
1997	Central	5th	67	94	.416	19	1,517,638	
1998	Central	3rd	72	89	.447	16.5	1,494,875	
1999	Central	4th	64	97	.398	32.5	1,506,068	
2000	Central	4th	77	85	.475	18.0	1,677,915	
2001	Central	5th	65	97	.401	26.0	1,536,371	
2002	Central	4th	62	100	.383	32.5	1,323,034	
2003	Central	3rd	83	79	.512	7.0	1,774,535	
2004	Central	5th	58	104	.358	33.5	1,661,482	
2005	Central	5th	56	106	.346	43.0	1,371,181	
2006	Central	5th	62	100	.377	34.0	1,372,638	
2007	Central	5th	69	93	.426	27.0	1,616,867	
2008	Central	4th	75	87	.463	13.5	1,578,922	
2009	Central	T4th	65	97	.401	21.5	1,797,887	
2010	Central	5th	67	95	.414	27.0	1,615,326	
2011	Central	4th	71	91	.438	24.0	1,724,370	
2012	Central	3rd	72	90	.444	16.0	1,739,821	
2013	Central	3rd	86	76	.531	7.0	1,750,754	
2014	Central	2nd	89	73	.549	1.0	1,956,482	A.L. Champs, Wild Card qualifier, lost to SF 4-3
2015	Central	1st	95	67	.586	+12.0	2,708,549	World Series Champs, def. NYM, 4-1
2016	Central	3rd	81	81	.500	13.5	2,557,622	
2017	Central	3rd	80	82	.494	22.0	2,220,370	
Totals			3704	3933	.485	--	85,045,916	



The Kansas City Royals' initial season produced 69 victories in 1969.

YEAR-BY-YEAR RECORD BREAKDOWN



HOME/ROAD RECORD

Year	Home	Road
1969	36-45	33-48
1970	35-44	30-53
1971	44-37	41-39
1972	44-33	32-45
1973	48-33	40-41
1974	40-41	37-44
1975	51-30	40-41
1976	49-32	41-40
1977	55-26	47-34
1978	56-25	36-45
1979	46-35	39-42
1980	49-32	48-33
1981	19-28	31-25
1982	56-25	34-47
1983	45-36	34-47
1984	44-37	40-41
1985	50-32	41-39
1986	45-36	31-50
1987	46-35	37-44
1988	44-36	40-41
1989	55-26	37-44
1990	45-36	30-50
1991	40-41	42-39
1992	44-37	28-53
1993	43-38	41-40
1994	35-24	29-27
1995	35-37	35-37
1996	37-43	38-43
1997	33-47	34-47
1998	29-51	43-38
1999	33-47	31-50
2000	42-39	35-46
2001	35-46	30-51
2002	37-44	25-56
2003	40-40	43-39
2004	33-47	25-57
2005	34-47	22-59
2006	34-47	28-53
2007	35-46	34-47
2008	38-43	37-44
2009	33-48	32-49
2010	38-43	29-52
2011	40-41	31-50
2012	37-44	35-46
2013	44-37	42-39
2014	42-39	47-34
2015	51-30	44-37
2016	47-34	34-47
2017	43-38	37-44
Totals	2034-1858	1750-2157

Home Pct: (.523); Road pct: (.448)

GRASS/TURF RECORD

Year	Grass	Turf
1969	69-93	---
1970	65-97	---
1971	85-76	---
1972	76-78	---
1973	40-41	48-33
1974	37-44	40-41
1975	40-41	51-30
1976	41-40	49-32
1977	36-32	66-28
1978	28-41	64-29
1979	31-37	54-40
1980	42-27	55-38
1981	24-20	26-33
1982	27-35	63-37
1983	26-36	53-47
1984	32-30	52-48
1985	32-29	59-42
1986	25-37	51-49
1987	28-34	55-45
1988	32-30	52-47
1989	25-37	67-33
1990	22-39	53-47
1991	31-31	51-49
1992	22-40	50-50
1993	31-31	53-47
1994	21-22	43-29
1995	60-66	10-8
1996	66-76	9-10
1997	55-83	12-11
1998	53-80	19-9
1999	55-83	9-14
2000	68-75	9-10
2001	59-86	6-11
2002	55-89	7-11
2003	75-70	8-9
2004	54-90	4-14
2005	52-91	4-15
2006	57-90	5-10
2007	62-84	7-9
2008	70-75	5-12
2009	59-84	6-13
2010	64-91	3-4
2011	69-86	2-5
2012	69-86	3-4
2013	82-73	4-3
2014	85-70	4-3
2015	92-63	3-4
2016	79-76	2-5
2017	75-80	5-2
Totals	2483-2945	1301-1070

Grass Pct: (.457); Turf Pct: (.549)

EXTRA INNINGS RECORD

Year	Record	Pct.
1969	7-12	.368
1970	14-8	.636
1971	2-7	.222
1972	5-10	.333
1973	9-5	.643
1974	10-11	.476
1975	12-5	.706
1976	13-7	.650
1977	9-6	.600
1978	7-5	.583
1979	9-6	.600
1980	8-6	.571
1981	2-5	.286
1982	7-3	.700
1983	5-5	.500
1984	6-5	.545
1985	11-7	.611
1986	6-10	.375
1987	5-3	.625
1988	5-5	.500
1989	11-6	.647
1990	5-4	.556
1991	11-8	.579
1992	4-10	.286
1993	8-6	.571
1994	6-5	.545
1995	7-6	.538
1996	10-6	.625
1997	7-8	.467
1998	7-5	.583
1999	5-10	.333
2000	7-8	.467
2001	6-7	.462
2002	7-12	.368
2003	5-4	.556
2004	4-7	.364
2005	4-8	.333
2006	6-6	.500
2007	5-8	.385
2008	7-6	.538
2009	6-3	.667
2010	10-8	.556
2011	10-8	.556
2012	8-7	.533
2013	11-4	.733
2014	5-7	.417
2015	10-6	.625
2016	7-3	.700
2017	4-7	.364
Totals	355-324	.523

* - Royals home games played on artificial turf from 1973-1994



YEAR-BY-YEAR BATTING

BATTING

Yr.	Avg.	AB	R	H	2B	3B	IIR	RBI	SH	SF	SB	CS
1969	.240	5462	586	1311	179	32	98	538	57	38	129	70
1970	.244	5503	611	1341	202	41	97	572	63	27	97	53
1971	.250	5295	603	1323	225	40	80	573	45	59	130	46
1972	.255	5167	580	1317	220	26	78	547	72	38	85	44
1973	.261	5508	755	1440	239	40	114	703	49	47	105	69
1974	.259	5582	667	1448	232	42	89	623	56	43	146	76
1975	.261	5491	710	1431	263	58	118	667	68	51	155	75
1976	.269	5540	713	1490	259	57	65	656	71	71	218	106
1977	.277	5594	822	1549	299	77	146	773	49	58	170	87
1978	.268	5474	743	1469	305	59	98	695	55	72	216	84
1979	.282	5653	851	1596	286	79	116	791	57	76	207	76
1980	.286	5714	809	1633	266	59	115	766	34	63	185	43
1981	.267	3560	397	952	169	29	61	381	28	35	100	53
1982	.285	5629	784	1603	295	58	132	746	32	49	133	48
1983	.271	5598	696	1515	273	54	109	653	32	33	182	47
1984	.268	5543	673	1487	269	52	117	639	41	55	106	62
1985	.252	5500	687	1384	261	49	154	657	44	41	128	48
1986	.252	5561	654	1403	264	45	137	618	24	33	97	46
1987	.262	5499	715	1443	239	40	168	677	34	42	125	43
1988	.259	5469	704	1419	275	40	121	671	46	51	137	54
1989	.261	5475	690	1428	227	41	101	653	42	50	154	51
1990	.267	5488	707	1465	316	44	100	660	31	54	107	62
1991	.264	5584	727	1475	290	41	117	689	53	47	119	68
1992	.256	5501	610	1411	284	42	75	568	45	46	131	71
1993	.263	5522	675	1455	294	35	125	641	48	51	100	75
1994	.269	3911	574	1051	211	38	100	538	32	38	140	62
1995	.260	4903	629	1275	240	35	119	578	66	39	120	53
1996	.267	5542	746	1477	286	38	123	689	66	49	195	85
1997	.264	5599	747	1478	256	35	158	711	51	42	130	66
1998	.263	5546	714	1459	274	40	134	686	45	65	135	50
1999	.282	5624	856	1584	294	52	151	800	46	56	127	39
2000	.288	5709	879	1644	281	27	150	831	56	70	121	35
2001	.266	5643	729	1503	277	37	152	691	36	47	100	42
2002	.256	5535	737	1415	285	42	140	695	44	51	140	65
2003	.274	5568	836	1526	288	39	162	781	63	57	120	42
2004	.259	5538	720	1432	261	29	150	675	40	38	67	48
2005	.263	5503	701	1445	289	34	126	653	46	50	53	33
2006	.271	5589	757	1515	335	37	124	718	52	48	65	34
2007	.261	5534	706	1447	300	46	102	660	41	47	78	44
2008	.269	5608	691	1507	303	28	120	650	32	36	79	38
2009	.259	5532	686	1432	276	51	144	657	38	32	88	29
2010	.274	5604	676	1534	279	31	121	640	45	53	115	50
2011	.275	5672	730	1560	325	41	129	705	55	57	153	58
2012	.265	5636	676	1492	295	37	131	643	26	41	132	38
2013	.260	5549	648	1443	254	34	112	620	37	42	153	32
2014	.263	5545	651	1456	286	29	95	604	33	47	153	36
2015	.269	5575	724	1497	300	42	139	689	34	47	104	34
2016	.261	5552	675	1450	264	33	147	640	38	34	121	35
2017	.259	5536	702	1436	260	24	193	660	17	37	91	31

Team records in bold.



Mike Moustakas hit 38 of Kansas City's club record 193 home runs during the 2017 season.



Mike Sweeney's stellar 2000 season helped the Royals set club records in batting average, runs, hits and RBI.

YEAR-BY-YEAR PITCHING/FIELDING



PITCHING

Year	ERA	CG	SHO	SV	IP	H	R	ER	HR	HB	BB	SO	WP
1969	3.72	42	10	25	1464.2	1357	688	605	136	25	560	894	52
1970	3.78	30	11	25	1463.2	1346	705	615	138	34	641	915	56
1971	3.25	34	15	44	1420.1	1301	566	513	84	36	496	775	41
1972	3.24	44	16	28	1381.1	1293	545	497	85	30	405	801	37
1973	4.19	40	40	41	1449.1	1521	752	675	114	33	617	790	43
1974	3.51	54	13	17	1471.2	1477	662	574	91	30	482	731	42
1975	3.47	52	11	25	1456.2	1422	649	561	108	30	498	815	40
1976	3.21	41	12	35	1472.1	1356	611	525	83	31	493	735	29
1977	3.52	41	15	42	1460.2	1377	651	571	110	36	499	850	56
1978	3.44	53	14	37	1439.0	1350	634	550	108	34	478	657	37
1979	4.45	42	7	27	1448.1	1477	816	716	165	28	536	640	40
1980	3.83	27	10	32	1459.1	1496	694	621	129	19	465	614	35
1981	3.56	24	8	24	1422.1	1309	405	365	75	20	273	404	13
1982	4.08	16	12	45	1431.0	1443	717	649	163	26	471	650	43
1983	4.25	19	8	49	1437.2	1535	767	679	133	27	471	593	40
1984	3.92	18	9	50	1444.0	1426	686	629	136	27	433	724	31
1985	3.49	27	11	41	1461.0	1433	639	566	103	28	463	846	43
1986	3.82	24	13	31	1440.2	1413	673	612	121	38	479	888	43
1987	3.86	44	11	26	1424.0	1424	691	610	128	36	548	923	54
1988	3.65	29	12	32	1428.1	1415	648	580	102	33	465	886	55
1989	3.55	27	13	38	1451.2	1415	635	572	86	25	455	978	56
1990	3.93	18	8	33	1420.2	1449	709	621	116	46	560	1006	59
1991	3.92	17	13	41	1466.0	1473	722	639	105	43	572	834	42
1992	3.81	9	12	44	1447.1	1426	667	613	106	39	512	834	42
1993	4.04	16	6	48	1445.1	1379	694	649	105	44	571	985	76
1994	4.23	5	6	38	1031.2	1018	532	485	95	33	392	717	60
1995	4.49	11	10	37	1288.0	1323	691	642	142	38	503	763	45
1996	4.55	17	8	35	1450.0	1563	786	733	176	63	547	924	66
1997	4.70	11	5	29	1443.0	1530	820	753	186	54	531	961	62
1998	5.15	6	5	46	1436.1	1590	899	822	196	60	568	999	72
1999	5.35	11	3	29	1420.2	1607	921	844	202	68	643	831	60
2000	5.48	10	6	29	1439.1	1585	930	876	239	42	693	927	77
2001	4.87	5	1	30	1440.0	1537	858	779	209	61	576	911	73
2002	5.21	12	5	30	1441.0	1587	891	834	212	52	572	900	68
2003	5.05	7	10	36	1438.2	1569	867	808	190	66	566	865	60
2004	5.15	6	3	25	1420.1	1638	905	813	208	56	518	887	60
2005	5.49	4	4	25	1413.1	1640	935	862	178	74	580	924	69
2006	5.65	3	5	35	1426.1	1648	971	896	213	60	637	904	85
2007	4.48	2	6	36	1437.1	1547	778	716	168	41	520	993	56
2008	4.48	2	6	44	1445.2	1473	781	739	159	31	515	1085	68
2009	4.83	10	9	34	1426.0	1486	842	765	166	51	600	1153	89
2010	4.97	7	3	44	1436.2	1553	845	794	176	47	551	1035	55
2011	4.44	2	6	37	1451.1	1487	762	716	163	58	557	1080	69
2012	4.30	2	12	44	1451.1	1504	746	693	165	60	542	1177	49
2013	3.45	5	12	52	1448.1	1366	601	555	155	41	469	1208	60
2014	3.51	3	14	53	1450.2	1386	624	565	128	56	440	1168	58
2015	3.73	2	8	56	1452.0	1372	641	601	155	52	489	1160	62
2016	4.21	3	7	41	1440.0	1433	712	674	206	60	517	1287	55
2017	4.61	1	6	39	1437.2	1480	791	737	196	52	519	1216	48

FIELDING

Year	PCT.	G	PO	A	E	TC	DP	PB
1969	.975	163	4394	1659	157	6210	114	17
1970	.976	162	4391	1708	152	6251	192	16
1971	.979	161	4261	1807	132	6200	147	11
1972	.981	154	4144	1762	116	6022	164	17
1973	.974	162	4353	1912	167	6432	192	8
1974	.976	162	4415	1875	152	6442	166	29
1975	.976	162	4370	1831	155	6356	151	13
1976	.978	162	4378	1858	137	6413	147	17
1977	.978	162	4382	1788	137	6307	145	13
1978	.976	162	4317	1676	150	6143	153	11
1979	.977	162	4345	1777	145	6267	160	15
1980	.978	162	4378	1820	141	6339	150	15
1981	.982	162	4276	1100	72	3939	94	7
1982	.979	162	4293	1743	127	6163	140	6
1983	.974	163	4313	1816	165	6294	178	4
1984	.979	162	4332	1860	131	6323	157	3
1985	.980	162	4383	1907	127	6417	160	10
1986	.980	162	4322	1757	123	6202	153	16
1987	.979	162	4300	1853	131	6356	151	17
1988	.980	161	4313	1714	124	6123	147	7
1989	.982	162	4355	1761	114	6230	139	12
1990	.980	161	4262	1598	122	5982	161	13
1991	.980	162	4398	1694	125	6212	172	11
1992	.980	162	4342	1748	122	6217	164	14
1993	.984	162	4336	1709	97	6142	150	6
1994	.982	115	3095	1253	80	4428	102	5
1995	.984	144	3864	1660	90	5614	168	11
1996	.982	161	4350	1704	111	6165	184	11
1997	.985	161	4329	1630	91	6050	168	14
1998	.980	161	4309	1689	125	6123	172	11
1999	.980	161	4262	1727	125	6114	188	10
2000	.983	162	4318	1851	102	6171	185	7
2001	.981	162	4320	1801	117	6238	204	10
2002	.979	162	4323	1702	130	6155	153	8
2003	.982	162	4316	1704	108	6128	143	8
2004	.978	162	4261	1635	131	6027	169	17
2005	.979	162	4261	1646	125	6011	163	5
2006	.984	162	4279	1660	98	6037	189	10
2007	.982	162	4312	1553	106	5971	160	5
2008	.984	162	4337	1548	96	5981	159	8
2009	.981	162	4325	1569	116	5963	159	14
2010	.980	162	4310	1588	121	6019	138	11
2011	.985	162	4354	1700	95	6149	149	8
2012	.981	162	4354	1622	113	6089	171	11
2013	.986	162	4345	1520	85	5950	136	6
2014	.983	162	4352	1512	104	6058	122	10
2015	.985	162	4356	1611	88	5965	138	5
2016	.984	162	4320	1526	94	5940	134	7
2017	.987	162	4313	1524	79	5916	145	11



YEARLY BATTING LEADERS

AVERAGE

1969	Piniella	.282
1970	Piniella	.301
1971	Otis	.301
1972	Piniella	.312
1973	Otis	.300
1974	McRae	.310
1975	Brett	.308
1976	Brett	*.333
1977	Brett, Cowens	.312
1978	Otis	.298
1979	Brett	.329
1980	Brett	*.390
1981	Brett	.314
1982	Wilson	*.332
1983	McRae	.311
1984	Wilson	.301
1985	Brett	.335
1986	Brett	.290
1987	Seitzer	.323
1988	Brett	.306
1989	Seitzer	.281
1990	Brett	*.329
1991	Tartabull	.316
1992	Brett, Jefferies	.285
1993	Joyner	.292
1994	Joyner	.311
1995	Joyner	.310
1996	Offerman	.303
1997	Bell	.291
1998	Offerman	.315
1999	Sweeney	.322
2000	Sweeney	.353
2001	Beltran	.340
2002	Sweeney	.306
2003	Beltran	.307
2004	Berroa	.262
2005	Sweeney	.300
2006	Grudzielanek	.297
2007	Teahen	.285
2008	DeJesus	.307
2009	Butler	.301
2010	Butler	.318
2011	Cabrera	.305
2012	Butler	.313
2013	Hosmer	.302
2014	Cain	.301
2015	Cain	.311
2016	Cuthbert	.274
2017	Hosmer	.318

GAMES

1969	Foy, Hernandez	145
1970	Oliver	160
1971	Schaal	161
1972	Piniella	161
1973	Mayberry	152
1974	Patek	149
1975	Brett	159
1976	Mayberry	161
1977	Cowens, McRae	*162
1978	McRae	158
1979	Porter	157
1980	Wilson	161
1981	Wilson	102
1982	McRae	159
1983	McRae	157
1984	Motley	146
1985	Balbani	160
1986	Wilson	156
1987	Seitzer	161
1988	Brett	157
1989	Seitzer	160
1990	Seitzer	158
1991	McRae	152
1992	Brett, Jefferies	152
1993	Gagne	159
1994	McRae	114
1995	Gaetti	137
1996	Offerman	151
1997	King	155
1998	Damon	161
1999	Dye	158
2000	Damon, Sweeney	159
2001	Beltran	155
2002	Beltran	*162
2003	Berroa	158
2004	Berroa	134
2005	Berroa	159
2006	Brown	147
2007	DeJesus	157
2008	Guillen	153
2009	Butler	159
2010	Butler	158
2011	Butler	159
2012	Butler, Gordon	161
2013	Butler	162
2014	Escobar	162
2015	Hosmer, Morales	158
2016	Escobar	*162
2017	Escobar, Hosmer	*162

AT-BATS

1969	Foy	519
1970	Otis	620
1971	Patek	591
1972	Piniella	574
1973	Otis	583
1974	Otis	552
1975	Brett	*634
1976	Brett	*645
1977	McRae	641
1978	McRae	623
1979	Brett	645
1980	Wilson	*705
1981	Wilson	439
1982	McRae	613
1983	McRae	589
1984	Wilson	541
1985	Wilson	605
1986	Wilson	631
1987	Seitzer	641
1988	Wilson	591
1989	Seitzer	597
1990	Seitzer	622
1991	McRae	629
1992	Jefferies	604
1993	McRae	627
1994	Gorman	438
1995	Gaetti	514
1996	Offerman	561
1997	Bell	573
1998	Damon	642
1999	Beltran	663
2000	Damon	655
2001	Beltran	617
2002	Beltran	637
2003	Ibanez	608
2004	Berroa	512
2005	Berroa	608
2006	Grudzielanek	548
2007	DeJesus	605
2008	DeJesus	598
2009	Butler	608
2010	Butler	595
2011	Cabrera	658
2012	Gordon	642
2013	Gordon	633
2014	Escobar	579
2015	Escobar	612
2016	Escobar	637
2017	Hosmer	603

RUNS

1969	Foy	72
1970	Otis	81
1971	Patek	86
1972	Otis	75
1973	Otis	89
1974	Otis	87
1975	Mayberry	95
1976	Brett	94
1977	Brett	105
1978	McRae	90
1979	Brett	119
1980	Wilson	*133
1981	Wilson	54
1982	Brett	101
1983	Brett, Wilson	90
1984	Wilson	81
1985	Brett	108
1986	Smith	80
1987	Seitzer	105
1988	Brett, Seitzer	90
1989	Jackson	86
1990	Seitzer	91
1991	McRae	86
1992	Jefferies, Joyner	86
1993	Joyner	83
1994	McRae	71
1995	Gaetti	76
1996	Offerman	85
1997	Bell	89
1998	Damon	104
1999	Beltran	112
2000	Damon	*136
2001	Beltran	106
2002	Beltran	114
2003	Beltran	102
2004	Berroa	72
2005	Brown	75
2006	Grudzielanek	85
2007	DeJesus	101
2008	Gordon	72
2009	Callaspo	79
2010	Butler	77
2011	Cabrera	102
2012	Gordon	93
2013	Hosmer	90
2014	Gordon	87
2015	Cain	101
2016	Hosmer	80
2017	Hosmer	98

HITS

1969	Piniella	139
1970	Otis	176
1971	Otis	177
1972	Piniella	179
1973	Otis	175
1974	McRae	167
1975	Brett	*195
1976	Brett	*215
1977	McRae	191
1978	McRae	623
1979	Brett	*212
1980	Wilson	*230
1981	Wilson	133
1982	Wilson	194
1983	McRae	183
1984	Wilson	163
1985	Brett	184
1986	Wilson	170
1987	Seitzer	*207
1988	Brett	180
1989	Seitzer	168
1990	Brett	179
1991	McRae	164
1992	Jefferies	172
1993	McRae	177
1994	McRae	111
1995	Joyner	119
1996	Joyner	144
1996	Offerman	170
1997	Bell	167
1998	Offerman	191
1999	Randa	197
2000	Damon	214
2001	Beltran	189
2002	Beltran	174
2003	Ibanez	179
2004	Randa	139
2005	Berroa	164
2006	Grudzielanek	163
2007	DeJesus	157
2008	DeJesus	159
2009	Butler	183
2010	Butler	189
2011	Cabrera	201
2012	Butler	192
2013	Hosmer	188
2014	Escobar	165
2015	Hosmer	178
2016	Escobar	166
2017	Hosmer	192

DOUBLES

1969	Piniella	21
1970	Otis	*36
1971	Schaal	21
1972	Piniella	*33
1973	Rojas	29
1974	McRae	36
1975	Mayberry, McRae	38
1976	Otis	*40
1977	McRae	*54
1978	Brett	*78
1979	Brett	42
1980	McRae	39
1981	Brett	27
1982	McRae	*46
1983	McRae	41
1984	Slaughter	27
1985	Brett	38
1986	White	37
1987	Seitzer	33
1988	Brett	42
1989	Eisenreich	33
1990	Brett	*45
1991	Brett	40
1992	Jefferies, Joyner	36
1993	Joyner	36
1994	Jose	28
1995	Joyner	28
1996	Lockhart, Offerman	33
1997	King	30
1998	Damon	30
1999	Dye, Sweeney	44
2000	Damon	42
2001	Sweeney	46
2002	Beltran	44
2003	Ibanez	33
2004	Randa	31
2005	Sweeney	39
2006	Brown	47
2007	Gordon	36
2008	Guillen	42
2009	Butler	51
2010	Butler	45
2011	Francoeur	47
2012	Gordon	*51
2013	Hosmer	32
2014	Hosmer	34
2015	Morales	41
2016	Cuthbert, Perez	28
2017	Escobar	36

* League Leader

*Tied for League Lead

*Single Season averages based on a minimum 502 plate appearances

YEARLY BATTING LEADERS (CONT.)



TRIPLES

1969	Piniella	6
1970	Otis	9
1971	Patek	*11
1972	3 Tied	4
1973	Patek	5
1974	Otis	7
1975	Brett	*13
1976	Brett	*14
1977	Cowens	14
1978	Brett, Cowens	8
1979	Brett	*20
1980	Wilson	*15
1981	Brett, Wilson	7
1982	Wilson	*15
1983	Wilson	8
1984	Wilson	9
1985	Wilson	*21
1986	Smith, Wilson	7
1987	Wilson	*15
1988	Wilson	*11
1989	3 Tied	7
1990	Brett, Eisenreich	7
1991	McRae	9
1992	Brett, McRae	5
1993	McRae	9
1994	Coleman	12
1995	Nannally	6
1996	Offerman	8
1997	Damon	8
1998	Offerman	*13
1999	Damon, Febles	9
2000	Damon	10
2001	Beltran	12
2002	Beltran	7
2003	Beltran	10
2004	Berroa	6
2005	DeJesus	6
2006	DeJesus, Teahen	7
2007	DeJesus	9
2008	DeJesus	7
2009	DeJesus	9
2010	Maier, Podsednik	6
2011	Escobar	8
2012	Escobar	7
2013	Gordon	6
2014	Aoki	6
2015	Infante	6
2016	Dyson	6
2017	Merrifield	6

HOME RUNS

1969	Kirkpatrick	14
1970	Oliver	27
1971	Otis	15
1972	Mayberry	25
1973	Mayberry, Otis	26
1974	Mayberry	22
1975	Mayberry	34
1976	Otis	18
1977	Cowens, Mayberry	23
1978	Otis	22
1979	Brett	25
1980	Brett	24
1981	Aikens	17
1982	McRae	27
1983	Brett	25
1984	Balboni	28
1985	Balboni	36
1986	Balboni	29
1987	Tartabull	34
1988	Tartabull	26
1989	Jackson	32
1990	Jackson	28
1991	Tartabull	31
1992	MacFarlane	17
1993	MacFarlane	20
1994	Hamelin	24
1995	Gaetti	35
1996	Paquette	22
1997	Davis	30
1998	Palmer	34
1999	Dye	33
2000	Dye	33
2001	Sweeney	29
2002	Beltran	29
2003	Beltran	26
2004	Sweeney	22
2005	Sweeney	21
2006	Teahen	18
2007	Buck	19
2008	Guillen	20
2009	Olivo	23
2010	Betancourt, Guillen	16
2011	Gordon	23
2012	Butler	29
2013	Gordon	20
2014	Gordon	19
2015	Morales, Moustakas	22
2016	Morales	30
2017	Moustakas	38

RBI

1969	Foy	71
1970	Oliver	99
1971	Otis	79
1972	Mayberry	100
1973	Mayberry	100
1974	McRae	88
1975	Mayberry	106
1976	Mayberry	95
1977	Cowens	112
1978	Otis	96
1979	Porter	119
1980	Otis	118
1981	McRae	88
1982	McRae	*133
1983	Brett	93
1984	Balboni	77
1985	Brett	112
1986	Balboni	88
1987	Tartabull	101
1988	Brett	103
1989	Jackson	105
1990	Brett	105
1991	Tartabull	100
1992	Jefferies	75
1993	Brett	75
1994	Hamelin	65
1995	Gaetti	96
1996	Paquette	67
1997	King	112
1998	Palmer	119
1999	Dye	119
2000	Sweeney	144
2001	Beltran	101
2002	Beltran	105
2003	Beltran	100
2004	Sweeney	79
2005	Brown	86
2006	Brown	81
2007	Brown	62
2008	Guillen	97
2009	Butler	93
2010	Betancourt, Butler	78
2011	Butler	95
2012	Butler	107
2013	Butler	82
2014	Gordon	74
2015	Morales	106
2016	Hosmer	104
2017	Hosmer	94

STOLEN BASES

1969	Kelly	40
1970	Kelly	40
1971	Otis	*52
1972	Patek	33
1973	Patek	33
1974	Patek	33
1975	Otis	39
1976	Patek	31
1977	Patek	*53
1978	Wilson	46
1979	Wilson	33
1980	Wilson	39
1981	Wilson	34
1982	Wilson	37
1983	Wilson	59
1984	Wilson	47
1985	Wilson	43
1986	Wilson	34
1987	Wilson	39
1988	Wilson	35
1989	Eisenreich	27
1990	Wilson	24
1991	McRae	20
1992	Jefferies	19
1993	Gordon	36
1994	Coleman	31
1995	Goodwin	50
1996	Goodwin	66
1997	Goodwin	34
1998	Offerman	45
1999	Damon	36
2000	Damon	33
2001	Beltran	36
2002	Beltran	35
2003	Beltran	41
2004	Beltran, Berroa	14
2005	Brown	10
2006	Gathright, Teahen	10
2007	Gordon	14
2008	Gathright	21
2009	Bloomquist	25
2010	Podsednik	25
2011	Escobar	26
2012	Escobar	35
2013	Dyson	34
2014	Dyson	34
2015	Cain	28
2016	Dyson	28
2017	Merrifield	*34

WALKS

1969	Fiore	84
1970	Kelly	76
1971	Schaal	103
1972	Mayberry	78
1973	Mayberry	*122
1974	Mayberry, Patek	77
1975	Mayberry	*119
1976	Mayberry	82
1977	Mayberry	83
1978	Porter	75
1979	Porter	*121
1980	Porter	69
1981	Aikens	62
1982	Brett	71
1983	Brett	57
1984	Balboni	45
1985	Brett	103
1986	Brett	80
1987	Seitzer	80
1988	Brett	82
1989	Seitzer	102
1990	Seitzer	67
1991	Gibson	69
1992	McReynolds	65
1993	Joyner	66
1994	Hamelin	66
1995	Hamelin	66
1996	Offerman	74
1997	King	89
1998	Offerman	89
1999	Damon	67
2000	Sweeney	61
2001	Sweeney	74
2002	Beltran	71
2003	Beltran	72
2004	Stairs	49
2005	Stairs	60
2006	Brown	59
2007	DeJesus	64
2008	Gordon	66
2009	Butler	68
2010	Butler	69
2011	Gordon	67
2012	Gordon	73
2013	Butler	79
2014	Gordon	65
2015	Hosmer	61
2016	Hosmer	57
2017	Hosmer	66

TOTAL BASES

1969	Piniella	205
1970	Oliver	276
1971	Otis	246
1972	Mayberry	255
1973	Otis	282
1974	McRae	256
1975	Mayberry	303
1976	Brett	*298
1977	McRae	330
1978	McRae	247
1979	Brett	363
1980	Brett	298
1981	Brett	168
1982	McRae	332
1983	McRae	272
1984	Motley	232
1985	Brett	322
1986	White	263
1987	Tartabull	315
1988	Tartabull	300
1989	Jackson	255
1990	Brett	280
1991	Tartabull	287
1992	Jefferies	244
1993	McRae	250
1994	Hamelin	187
1995	Gaetti	266
1996	Offerman	234
1997	Bell	264
1998	Palmer	292
1999	Dye	320
2000	Dye	337
2001	Beltran	317
2002	Beltran	319
2003	Ibanez	276
2004	Sweeney	207
2005	Brown	248
2006	Brown	241
2007	DeJesus	225
2008	Guillen	262
2009	Butler	299
2010	Butler	279
2011	Cabrera	309
2012	Butler	313
2013	Hosmer	279
2014	Gordon	243
2015	Morales	276
2016	Hosmer	262
2017	Hosmer	300



YEARLY PITCHING LEADERS

WINS

1969	Bunker	12
1970	Rooker	10
1971	Drago	17
1972	Drago, Splitteroff	12
1973	Splitteroff	20
1974	Busby	22
1975	Busby	18
1976	Leonard	17
1977	Leonard	20
1978	Leonard	21
1979	Splitteroff	15
1980	Leonard	20
1981	Leonard	13
1982	Gura	18
1983	Splitteroff	13
1984	Black	17
1985	Saberhagen	20
1986	Leibrandt	14
1987	Saberhagen	18
1988	Gubicza	20
1989	Saberhagen	23
1990	Farr	13
1991	Appier, Saberhagen	13
1992	Appier	15
1993	Appier	18
1994	Cone	16
1995	Appier	15
1996	Belcher	15
1997	Belcher	13
1998	Belcher	14
1999	Rosado, Suppan	10
2000	Suppan	10
2001	Suppan	10
2002	Byrd	10
2003	May	10
2004	Gobble, May	9
2005	Hernandez	8
2006	Redman	11
2007	Bannister	12
2008	Meche	14
2009	Greinke	16
2010	Chen	12
2011	Chen	12
2012	Chen	11
2013	Guthrie	15
2014	Shields, Ventura	14
2015	Ventura, Volquez	13
2016	Duffy	12
2017	Vargas	18

LOSSES

1969	Rooker	16
1970	Drago, Rooker	15
1971	Drago	11
1972	Drago	10
1973	Busby	15
1974	Splitteroff	19
1975	Busby, Fitzmorris	12
1976	Pattin	14
1977	Colborn	14
1978	Leonard	17
1979	Splitteroff	17
1980	Leonard, Splitteroff	11
1981	Leonard	11
1982	Blue, Gura	12
1983	Gura	18
1984	Gubicza	14
1985	Black	15
1986	Leonard	13
1987	Gubicza, Jackson	18
1988	Saberhagen	16
1989	Gubicza, Leibrandt	11
1990	Gordon	11
1991	Gordon	14
1992	Gordon	10
1993	Cone	14
1994	Gubicza	9
1995	Gubicza	14
1996	Haney	14
1997	Appier	13
1998	Rusch	15
1999	Rosado	14
2000	Reichert, Suzuki	16
2001	Durbin	16
2002	Suppan	16
2003	May	8
2004	May	9
2005	Greinke	17
2006	Hernandez, Redman	10
2007	Meche	13
2008	Bannister	16
2009	Hochevar	13
2010	Greinke	14
2011	Francis	16
2012	Hochevar	16
2013	Guthrie	12
2014	Duffy	12
2015	Volquez	9
2016	Ventura	12
2017	Hammel, Kennedy	13

ERA

1969	Bunker	3.23
1970	Johnson	3.07
1971	Hedlund	2.71
1972	Nelson	2.08
1973	Splitteroff	3.98
1974	Fitzmorris	2.79
1975	Busby	3.08
1976	Fitzmorris	3.06
1977	Leonard	3.04
1978	Gura	2.72
1979	Leonard	4.08
1980	Gura	2.95
1981	Gura	2.72
1982	Blue	3.78
1983	Gura	4.90
1984	Black	3.12
1985	Leibrandt	2.69
1986	Jackson	3.20
1987	Saberhagen	3.36
1988	Gubicza	2.70
1989	Saberhagen	2.16
1990	Appier	2.76
1991	Saberhagen	3.07
1992	Appier	2.46
1993	Appier	2.56
1994	Cone	2.94
1995	Appier	2.75
1996	Appier	3.62
1997	Appier	3.40
1998	Belcher	4.27
1999	Rosado	3.85
2000	Suzuki	4.34
2001	Suppan	4.37
2002	Byrd	3.90
2003	May	3.77
2004	May	5.61
2005	Greinke	5.80
2006	Redman	5.71
2007	Meche	3.67
2008	Greinke	3.47
2009	Greinke	2.16
2010	Greinke	4.17
2011	Hochevar	4.68
2012	Mendoza	4.23
2013	Shields	3.15
2014	Ventura	3.20
2015	Volquez	3.55
2016	Duffy	3.48
2017	Vargas	4.16

APPEARANCES

1969	Drabowsky	52
1970	Wright	47
1971	Burmeier	67
1972	Burmeier	57
1973	Bird	57
1974	Bird	55
1975	Bird	50
1976	Littell	61
1977	Bird	53
1978	Hrabosky	58
1979	Battalico	69
1980	Quisenberry	75
1981	Quisenberry	40
1982	Quisenberry	72
1983	Quisenberry	69
1984	Quisenberry	72
1985	Quisenberry	84
1986	Quisenberry	62
1987	Gleaton	68
1988	Farr	62
1989	Montgomery	63
1990	Montgomery	73
1991	Montgomery	67
1992	Montgomery	65
1993	Montgomery	69
1994	Brewer	73
1995	Montgomery	54
1996	Pichardo	57
1997	Montgomery	55
1998	Service	73
1999	Service	68
2000	Gottalico	10
2001	Grimsley	73
2002	Grimsley	70
2003	Grimsley	76
2004	Cerda	53
2005	MacDougal	68
2006	Burgos	68
2007	Gobble	71
2008	R. Ramirez	71
2009	Wright	65
2010	Soria	66
2011	Collins	68
2012	Herrera	76
2013	Holland	68
2014	DePina	71
2015	Herrera	72
2016	Herrera	72
2017	Moylan	79

STARTS

1969	Bunker	31
1970	Drago	34
1971	Drago	34
1972	Drago, Splitteroff	33
1973	Splitteroff	38
1974	Busby	38
1975	Fitzmorris	35
1976	Leonard	34
1977	Leonard, Splitteroff	37
1978	Leonard	40
1979	Splitteroff	35
1980	Leonard	38
1981	Leonard	36
1982	Gura	37
1983	Gura	31
1984	Black	35
1985	Black, Leibrandt	33
1986	Leibrandt	34
1987	Gubicza, Leibrandt	35
1988	Gubicza	35
1989	Gubicza	36
1990	Gordon	32
1991	Appier	31
1992	Appier	30
1993	Appier, Cone	31
1994	Gordon	24
1995	Appier	35
1996	Belcher, Haney	35
1997	Appier	34
1998	Belcher	34
1999	Rosado	33
2000	Suppan	33
2001	Suppan	34
2002	Byrd, Suppan	37
2003	May	32
2004	May	31
2005	Greinke	33
2006	Redman	29
2007	Meche	34
2008	Meche	34
2009	Greinke	36
2010	Greinke	33
2011	Francis, Hochevar	31
2012	Chen	34
2013	Shields	34
2014	Shields	34
2015	Volquez	33
2016	Volquez	32
2017	Hammel, Vargas	32

COMPLETE GAMES

1969	Bunker, Drago	10
1970	Johnson	47
1971	Drago	15
1972	Splitteroff	12
1973	Splitteroff	12
1974	Busby	20
1975	Busby	18
1976	Leonard	18
1977	Leonard	21
1978	Leonard	20
2000	Leonard	12
1980	Gura	16
1981	Gura	12
1982	Gura	8
1983	Gura	5
1984	Black	10
1985	Saberhagen	10
1986	Leibrandt	8
1987	Saberhagen	15
1988	Saberhagen	9
1989	Saberhagen	12
1990	Gordon	6
1991	Saberhagen	7
1992	Appier	3
1993	Cone	6
2000	Cone	4
1994	Cone	4
1995	Appier	4
1996	Appier	5
1997	Appier	4
1998	Belcher, Rosado	5
1999	Rosado	2
2000	Suppan	2
2001	Durbin	2
2002	Byrd	7
2003	Anderson, May, Wright	2
2004	May	2
2005	Greinke	2
2006	Redman	2
2007	Bannister, Meche	1
2008	Bannister, Greinke	1
2009	Greinke	6
2010	Greinke	3
2011	Chen, Francis	1
2012	Hochevar	2
2013	Guthrie	3
2014	Guthrie, Shields, Vargas	1
2015	Cueto, Volquez	1
2016	Ventura	2
2017	Vargas	1

YEARLY PITCHING LEADERS (CONT.)



SHUTOUTS

1969	Butler	4
1970	Rooker	3
1971	Drago	4
1972	Nelson	6
1973	Splitteroff	3
1974	Fitzmorris	4
1975	Busby, Fitzmorris, Splitteroff	3
1976	Leonard, Fitzmorris	2
1977	Leonard	5
1978	Leonard	4
1979	Leonard	5
1980	Gura	4
1981	Gura, Leonard	4
1982	Gura	3
1983	Perry, Rasmussen	1
1984	Gubicza	2
1985	Jackson, Leibrandt	3
1986	Gubicza, Leonard, Saberhagen	2
1987	Saberhagen	4
1988	Gubicza	4
1989	Saberhagen	4
1990	Appier	3
1991	Appier	3
1992	5 pitchers	1
1993	Appier, Cone, Haney	1
1994	Cone	2
1995	Gubicza	2
1996	5 pitchers	1
1997	Appier, Belcher	1
1998	Rapp, Rosado, Rusch	1
1999	Suppan, Witasick	1
2000	Reichert, Suppan, Suzuki	1
2001	None	0
2002	Byrd	2
2003	Anderson, May, Wright	1
2004	Anderson, May	1
2005	None	0
2006	Hernandez, Redman	1
2007	None	0
2008	None	0
2009	Greinke	3
2010	Chen	1
2011	None	0
2012	Hochevar	1
2013	Guthrie	2
2014	Shields, Vargas	1
2015	Cueto	1
2016	None	0
2017	Vargas	1

SAVES

1969	Drabowsky	11
1970	Abernathy	12
1971	Abernathy	23
1972	Burgmeier	9
1973	Bird	9
1974	Bird	10
1975	Bird	11
1976	Littell	16
1977	Bird	14
1978	Hrabosky	20
1979	Hrabosky	17
1980	Quisenberry	33
1981	Quisenberry	18
1982	Quisenberry	35
1983	Quisenberry	45
1984	Quisenberry	44
1985	Quisenberry	37
1986	Quisenberry	12
1987	Garber, Quisenberry	8
1988	Farr	8
1989	Farr, Montgomery	18
1990	Montgomery	24
1991	Montgomery	33
1992	Montgomery	39
1993	Montgomery	25
1994	Montgomery	27
1995	Montgomery	31
1996	Montgomery	24
1997	Montgomery	14
1998	Montgomery	36
1999	Montgomery	12
2000	Bottalico	17
2001	Hernandez	28
2002	Hernandez	26
2003	MacDougal	27
2004	Afeldt	13
2005	MacDougal	21
2006	Burgos	18
2007	Soria	17
2008	Soria	42
2009	Soria	30
2010	Soria	43
2011	Soria	28
2012	Broxton	23
2013	Holland	47
2014	Holland	46
2015	Holland	32
2016	Davis	27
2017	Herrera	26

INNINGS PITCHED

1969	Bunker	222.2
1970	Drago	240.0
1971	Drago	241.1
1972	Drago	239.1
1973	Splitteroff	262.0
1974	Busby	292.1
1975	Busby	260.1
1976	Leonard	259.0
1977	Leonard	292.2
1978	Leonard	294.2
1979	Splitteroff	240.0
1980	Gura	283.1
1981	Leonard	292.1
1982	Gura	248.0
1983	Gura	200.1
1984	Black	257.0
1985	Leibrandt	237.2
1986	Leibrandt	231.1
1987	Saberhagen	257.0
1988	Gubicza	269.2
1989	Saberhagen	*262.1
1990	Gordon	195.1
1991	Appier	207.2
1992	Appier	208.1
1993	Cone	254.0
1994	Cone	171.2
1995	Greinke	231.1
1996	Belcher	238.2
1997	Appier	235.2
1998	Belcher	234.0
1999	Suppan	208.2
2000	Suppan	217.0
2001	Suppan	218.1
2002	Byrd	238.1
2003	May	210.0
2004	May	186.0
2005	Greinke	183.0
2006	Redman	167.0
2007	Meche	216.0
2008	Meche	210.1
2009	Greinke	229.2
2010	Greinke	220.0
2011	Hochevar	198.0
2012	Chen	191.2
2013	Shields	228.2
2014	Shields	227.0
2015	Volquez	200.1
2016	Kennedy	195.2
2017	Hammel	180.1

STRIKEOUTS

1969	Butler	156
1970	Johnson	206
1971	Drago	109
1972	Splitteroff	140
1973	Busby	174
1974	Busby	198
1975	Busby	160
1976	Leonard	150
1977	Leonard	244
1978	Leonard	183
1979	Leonard	140
1980	Leonard	155
1981	Leonard	107
1982	Blue	103
1983	Splitteroff	61
1984	Black	140
1985	Saberhagen	158
1986	Gubicza	118
1987	Gubicza	166
1988	Gubicza	183
1989	Saberhagen	193
1990	Gordon	175
1991	Gordon	167
1992	Appier	150
1993	Cone	191
1994	Appier	145
1995	Appier	185
1996	Appier	207
1997	Appier	196
1998	Rosado	135
1999	Rosado	141
2000	Suzuki	115
2001	Suppan	120
2002	Byrd	129
2003	May	115
2004	May	120
2005	Greinke	114
2006	Gobble	80
2007	Meche	157
2008	Greinke, Meche	183
2009	Greinke	242
2010	Greinke	181
2011	Hochevar	128
2012	Hochevar	144
2013	Shields	196
2014	Shields	180
2015	Ventura	156
2016	Duffy	188
2017	Hammel	145

WALKS

1969	Butler	91
1970	Rooker	102
1971	Hedlund	72
1972	Splitteroff	72
1973	Busby	105
1974	Busby	92
1975	Leonard	90
1976	Leonard	70
1977	Splitteroff	83
1978	Gale	100
1979	Gale	99
1980	Leonard	80
1981	Leonard	81
1982	Blue	80
1983	Gura	76
1984	Gubicza	75
1985	Gubicza	77
1986	Gubicza	84
1987	Gubicza	120
1988	Gubicza	83
1989	Gordon	86
1990	Gordon	99
1991	Gordon	87
1992	Appier	68
1993	Cone	114
1994	Gordon	87
1995	Greinke	89
1996	Appier	75
1997	Appier	74
1998	Rapp	107
1999	Witasick	83
2000	Suzuki	94
2001	Stein	99
2002	Suppan	68
2003	May	53
2004	May	55
2005	Hernandez	70
2006	Redman	63
2007	Meche	62
2008	Meche	73
2009	Davies	66
2010	Davies	80
2011	Hochevar	62
2012	Hochevar	61
2013	Shields	68
2014	Ventura	69
2015	Volquez	72
2016	Ventura	78
2017	Kennedy	61

HOME RUNS

1969	Bunker	29
1970	Drago	20
1971	Hedlund	15
1972	Drago	22
1973	Splitteroff	19
1974	Splitteroff	23
1975	Briles	19
1976	Bird	17
1977	Colborn	22
1978	Leonard	27
1979	Leonard	33
1980	Leonard	30
1981	Leonard	15
1982	Gura	31
1983	Gura	23
1984	Gura	26
1985	Saberhagen	19
1986	Leonard	22
1987	Saberhagen	27
1988	Bannister	22
1989	Leibrandt, Saberhagen	13
1990	Gordon	16
1991	Gordon	16
1992	Appier, Reed	10
1993	Cone	20
1994	Cone, Gordon	21
1995	Gubicza	21
1996	Haney	29
1997	Belcher	31
1998	Belcher	37
1999	Suppan	28
2000	Suppan	36
2001	Durbin, Suppan, Wilson	26
2002	Byrd	36
2003	May	31
2004	May	38
2005	Lima	31
2006	Elarton	26
2007	Meche	22
2008	Bannister	29
2009	Hochevar	23
2010	Bannister	23
2011	Hochevar	23
2012	Chen	33
2013	Guthrie	33
2014	Guthrie, Shields	23
2015	Guthrie	29
2016	Kennedy	33
2017	Kennedy	34



SINGLE SEASON RECORDS

CLUB SEASON RECORDS

(Does not include strike-shortened season yearly totals)

Best Record, Overall	102-60	1977
Worst Record, Overall	56-106	2005
Most Games Won	102	1977
Most Games Lost	106	2005
Highest Winning Percentage	.630	1977
Lowest Winning Percentage	.346	2005
Best Record, Home	56-25 (2x)	1978, 1982
Worst Record, Home	29-51	1998
Best Record, Away	48-33	1980
Worst Record, Away	22-59	2005
Wins Over One Club, Home	9	Minnesota (2016)
Losses to One Club, Home	9	Detroit (2006)
Wins Over One Club, Away	8 (5x)	Chicago (1973) California (1975) Cleveland (2003) Minnesota (2013) Chicago (2014) Cleveland (2016)
Losses to One Club, Away	9	Cleveland (2016)
Most Total Wins Over One Club	15 (2x)	Minnesota (2013, 2016)
Most Total Losses to One Club	14 (4x)	Chicago (2001) Minnesota (2002) Detroit (2006) Cleveland (2016)
Most Shutouts Participated	33	1971
Most Shutouts Won	16	1972
Most Shutouts Lost	18 (2x)	1971, 1989
Most Shutouts Won, Home	12	1972
Most Shutouts Lost, Home	9	1971
Most Shutouts Won Away	10	2014
Most Shutouts Lost, Away	10 (2x)	1972, 1989
Most Shutouts Over One Team	5	Milwaukee (1974)
Most Shutouts by Opponent	6	Cleveland (2017)
Best Winning Percentage, Season Series	1.000	Baltimore (12-0) (1988)
Most One-Run Games Played	70	1993
Most One-Run Games Won	38	1993
Fewest One-Run Games Won	11 (2x)	1999, 2001
Most One-Run Games Lost	33	1970
Fewest One-Run Games Lost	12	1980
Most One-Run Victories, Home	21 (2x)	1977, 1993
Fewest One-Run Victories, Home	2	2009
Most One-Run Victories, Away	17	1993
Fewest One-Run Victories, Away	1	2001
Most One-Run Losses, Home	16 (2x)	1993, 2005
Fewest One-Run Losses, Home	4 (2x)	2001, 2004
Most One-Run Losses, Away	21 (2x)	1970, 1992
Fewest One-Run Losses, Away	6	1980
Best Homestand (9+ games)	8-1 (2x)	Sept. 14-21, 1977 July 19-27, 1978
Fewer than 9 games	8-0	Sept. 2-8, 1985
	7-0	June 2-8, 1988
	6-0	May 27-June 1, 2016
Worst Homestand (10+ games)	0-10	April 13-23, 2012
9 games or less	0-8	Aug. 5-14, 2005
Most Games Won, Homestand	12	July 25-Aug. 7, 1994 (12-2)
Most Games Lost, Homestand	11	Aug. 26-Sept. 8, 1974 (2-11)
Best Trip	7-0	Sept. 5-11, 1977
Fewer than 7 games	3-0 (6x)	April 13-15, 1973 April 7-10, 1977 May 25-27, 1979 Aug. 18-20, 1980 Sept. 28-30, 1981 July 28-30, 2008

SINGLE SEASON RECORDS (CONT.)



Worst Trip (7+ games)	0-9 (3x)	June 27-July 6, 1986
		April 14-23, 2000
		April 11-19, 2006
Fewer than 7 games	0-6 (8x)	April 18-23, 1972
	Sept. 22-28, 1980	
		April 6-12, 1992
		June 30-July 6, 1997
		July 23-28, 2002
		May 24-29, 2005
		May 12-18, 2006
		April 22-28, 2011
Most Games Won, Trip	10	Aug. 29-Sept. 10, 1975 (10-5)
Most Games Lost, Trip	11	Aug. 28-Sept. 9, 1990 (2-11)
Most Extra-Inning Games, Played	22	1970
Most Extra-Inning Games, Won	14	1970
Most Extra-Inning Games, Lost	12 (2x)	1969, 2002
Best Extra-Inning Record	11-4	2013
Most Doubleheaders Won	7 (2x)	1970, 1971
Best Doubleheader Record	5-1-3	1973
Most 1-0 Victories	5	1972
Most 1-0 Losses	4 (3x)	1971, 1989, 1992
Most Wins vs. RHP Starters	72	1977
Most Losses vs. RHP Starters	80	1999
Most Wins vs. LHP Starters	37	1980
Most Losses vs. LHP Starters	38	2005
Most Players Used, Season	58	2004
Fewest Players Used, Season	31	1994
Most Pitchers Used, Season	31	2006
Fewest Pitchers Used, Season	13 (5x)	1974, 1977, 1981, 1984, 1986

CLUB BATTING

Highest Batting Average288	2000
Lowest Batting Average240	1969
Most At Bats	5,714	1980
Fewest At Bats	5,295 in 161 games	1971
	5,167 in 154 games	1972
Most Runs	879	2000
Fewest Runs	586 in 163 games	1969
	580 in 154 games	1972
Most Opponent Runs	971	2006
Fewest Opponent Runs	566 in 161 games	1971
	545 in 154 games	1972
Most Total Bases	2,440	1977
Fewest Total Bases	1,848 in 163 games	1969
	1,823 in 154 games	1972
Most Hits	1,644	2000
Fewest Hits	1,311 in 163 games	1969
Most Singles	1,193	1980
Fewest Singles	920	1985
Most Doubles	335	2006
Fewest Doubles	179 in 163 games	1969
Most Triples	79	1979
Fewest Triples	24	2017
Most Home Runs	193	2017
Fewest Home Runs	65	1976
Most Home Runs, Home	88 (3x)	1997, 2002, 2017
Fewest Home Runs, Home	23	1971
Most Home Runs, Away	105	2017
Fewest Home Runs, Away	28	1976
Runs Batted In	831	2000
Highest Slugging Percentage436	1977
Lowest Slugging Percentage338	1969
Most Stolen Bases	218	1976
Most Times Caught Stealing	106	1976
Most Times Stole Home	9	1996
Most Times GDP	160	2017
Fewest Times GDP	95	1978
Most Sacrifice Hits	72	1972
Most Sacrifice Flies	76	1979
Most Grand Slams	7 (2x)	1991, 2004
Most Pinch Hit At Bats	236	1969
Most Pinch Hits	49	1991
Fewest Pinch Hits	5	2011
Most Pinch Hit RBI	33	1977
Best Pinch Hit Average303	1983
Most Pinch Hit Home Runs	6	1995



SINGLE SEASON RECORDS (CONT.)

Most DH Hits.....	205	1977
Fewest DH Hits.....	112	2017
Most DH RBI.....	136	1982
Best DH Average.....	313 (2x)	1982, 1983
Most Strikeouts.....	1,224	2016
Fewest Strikeouts.....	644	1978
Most Walks.....	644	1973
Fewest Walks.....	380	2014
Most Runners LOB.....	1,209	1980
Fewest Runners LOB.....	1,005	2017
Most Times HBP.....	89	2007
Fewest Times HBP.....	21	1970

CLUB PITCHING

Lowest ERA.....	3.21	1976
Highest ERA.....	5.65	2006
Most Complete Games.....	54	1974
Fewest Complete Games.....	1	2017
Most Strikeouts.....	1,287	2016
Fewest Strikeouts.....	593	1983
Most Walks.....	693	2000
Fewest Walks.....	433 in 162 games	1984
.....	405 in 154 games	1972
Games With No Walks.....	17 (2x)	1992, 1996
Most Hits.....	1,648	2006
Fewest Hits.....	1,301 in 161 games	1971
.....	1,293 in 154 games	1972
Most Runs.....	971	2006
Fewest Runs.....	566 in 161 games	1971
.....	545 in 154 games	1972
Most Saves.....	56	2015
Fewest Saves.....	17	1974

CLUB FIELDING

Highest Fielding Percentage.....	.987	2017
Lowest Fielding Percentage.....	.974 (2x)	1973, 1983
Fewest Errors.....	79	2017
Most Errors.....	167	1973
Most Double Plays.....	204	2001
Fewest Double Plays.....	114 in 163 games	1969
Five or More Double Plays, Game.....	3	1971 (Tied AL Record)
Most Errorless Games.....	98	2017
Fewest Passed Balls.....	3	1984

INDIVIDUAL BATTING

Highest Average.....	.390	George Brett (1980)
Highest Slugging Percentage.....	.664	George Brett (1980)
Most Games Played.....	162 (8x)	Al Cowens (1977)
.....		Hal McRae (1977)
.....		Carlos Beltran (2002)
.....		Billy Butler (2013)
.....		Alcides Escobar (2014, 2016, 2017)
.....		Eric Hosmer (2017)
Most Games Played by Rookie.....	161	Kevin Seitzer (1987)
Most At Bats.....	705	Willie Wilson (1980)
Most Plate Appearances.....	745	Willie Wilson (1980)
Most Runs.....	136	Johnny Damon (2000)
Most Hits.....	230	Willie Wilson (1980)
RH Batter.....	207	Kevin Seitzer (1987)
LH Batter.....	215	George Brett (1976)
Switch Hitter.....	230	Willie Wilson (1980)
At Home.....	121	George Brett (1979)
On Road.....	120	Willie Wilson (1980)
Most Total Bases.....	363	George Brett (1979)
Most Singles.....	184	Willie Wilson (1980)
Most Doubles.....	54	Hal McRae (1977)
Most Triples.....	21	Willie Wilson (1985)
Most Home Runs:		
RH Batter.....	36	Steve Balboni (1985)
LH Batter.....	38	Mike Moustakas (2017)
Home.....	21 (2x)	Chili Davis (1997)
.....		Dean Palmer (1998)
Road.....	24	Mike Moustakas (2017)
Most Extra-Inning Home Runs.....	3	Raul Ibanez (2002)

SINGLE SEASON RECORDS (CONT.)



Most Grand Slams	3 (2x)	Danny Tartabull (1988) Yuniesky Betancourt (2010)
Most RBI	144	Mike Sweeney (2000)
Most Multi-Hit Games	71	Willie Wilson (1980)
Most Games, 3+ Hits	29	George Brett (1976)
Most Games, 4+ Hits	9	Johnny Damon (2000)
Best Pinch Hit Average (min. 10 at bats)	.550	Kevin Seitzer (11-for-20) (1991)
Most Pinch Hits	15	Hal McRae (1986)
Most Stolen Bases	83	Willie Wilson (1979)
Most Strikeouts	172	Bo Jackson (1989)
Fewest Strikeouts (min. 502 plate appearances)	22	George Brett (1980)
Most Walks	122	John Mayberry (1973)
Most Intentional Walks	31	George Brett (1985)
Most Sacrifice Hits	21	Tom Goodwin (1996)
Most Sacrifice Flies	13 (3x)	Darrell Porter (1979) Dean Palmer (1998) Mike Sweeney (2000)
Most Times HBP	23	David DeJesus (2007)
Most Times GDP	32	Billy Butler (2010)
Fewest Times GDP (min. 500 at bats)	1	Willie Wilson (1979)

INDIVIDUAL FIELDING

Double Plays by Position:

First Baseman	156	John Mayberry (1973)
Second Baseman	123	Frank White (1983)
Shortstop	115	Fred Patek (1973)
Third Baseman	41	Mike Moustakas (2012)
Outfielder	7 (2x)	Mark Teahen (2007) Melky Cabrera (2011)
Catcher	15	Darrell Porter (1979)
Pitcher	9	Dick Drago (1971)

Assists:

Pitcher	55	Charlie Leibrandt (1987)
Catcher	90	Salvador Perez (2015)
First Baseman	147	Jeff King (1997)
Second Baseman	490	Frank White (1985)
Third Baseman	373	George Brett (1979)
Shortstop	510	Freddie Patek (1972)
Outfielder	20	Alex Gordon (2011)

INDIVIDUAL PITCHING

Games	84	Dan Quisenberry (1985)
Games by Rookie	76	Kelvin Herrera (2012)
Complete Games	21	Dennis Leonard (1977)
Starts	40	Dennis Leonard (1978)
Games Finished	76	Dan Quisenberry (1985)
Shutouts	6	Roger Nelson (1972)
Wins	23	Bret Saberhagen (1989)
Wins vs. One Club	5 (2x)	Paul Splittorff vs. Chicago (5-0) (1973) Steve Busby vs. California (5-0) (1974)
Relief Wins	12	Dan Quisenberry (1980)
Win Percentage, Starter	.821	Bret Saberhagen (23-5) (1989)
Losses	19 (2x)	Paul Splittorff (1974) Darrell May (2004)
Innings Pitched	294.2	Dennis Leonard (1978)
Most Runs Allowed	140	Jose Lima (2005)
Most Earned Runs Allowed	131	Jose Lima (2005)
Most Hits Allowed	284	Steve Busby (1974)
Most Walks Allowed	120	Mark Gubicza (1987)
Complete Games, No Walks	5 (2x)	Dick Drago (1971) Paul Byrd (2002)
Most Strikeouts	244	Dennis Leonard (1977)
Best ERA, Starter	2.08	Bret Saberhagen (1989)
Best ERA, Reliever	0.94	Wade Davis (2015)
Most HR Allowed	38	Darrell May (2004)
Most Saves	47	Greg Holland (2013)
Most Saves by Rookie	27	Mike MacDougal (2003)
Most Saves vs. One Club	8 (3x)	Jeff Montgomery vs. Milwaukee (1991) Greg Holland vs. Detroit (2013) Wade Davis vs. Chicago (2016)
Most Hit Batsmen	14	Jeremy Guthrie (2014)
Most Wild Pitches	18	Dan Reichert (2000)
Most Balks	7	Buddy Black (1982)



SINGLE GAME RECORDS

CLUB GENERAL

Players Used	27 (ML record for 9 innings)	at California, Sept. 10, 1969
Players Used by Opponent	27	at Minnesota, Sept. 29, 1970 (12 innings)
Players Used, Both Teams, 9 Innings	45	Arizona (24) at Kansas City (21), Oct. 1, 2017
Players Used, Both Teams, Extra Innings	49	Kansas City (22) at Minnesota (27), Sept. 29, 1970 (12 innings)
Longest Game, 9 Innings, Home	4:16	vs. Chicago, Sept. 16, 2014
Longest Game, 9 Innings, Away	4:01	at New York, Aug. 4, 2007
Shortest Game, 9 Innings, Home	1:42	Seattle, Sept. 26, 1978
Shortest Game, Home	1:22	Minnesota, June 29, 1987 (5 innings)
Shortest Game, 9 Innings, Away	1:35	at Oakland, Sept. 28, 1971
Shortest Game, Away	0:48	at Baltimore, July 30, 1971 (4 1/2 innings)
Longest Game, Extra Innings, Home	6:28	Texas, June 6, 1991 (18 innings)
Longest Game, Extra Innings, Away	5:21	at St. Louis, June 20, 2007 (14 innings)
Shortest Game, Extra Innings, Home	2:17	Boston, June 11, 1979 (10 innings)
Shortest Game, Extra Innings, Away	2:01	at Chicago, Sept. 27, 1973 (10 innings)
Longest Game, Innings, Home	18 (2x)	Texas, May 17, 1972
		Texas, June 6, 1991
Longest Game, Innings, Away	16	at New York, Aug. 27, 1972, (2nd game)
Longest 1-0 Win	15 innings	vs. Minnesota, May 23, 1981
Longest 1-0 Loss	14 innings	at Cleveland, July 23, 1992
Largest Winning Margin	21 (26-5)	at Detroit, Sept. 9, 2004 (1st game)
Largest Losing Margin	18 (3x)	vs. Oakland, June 18, 2000 (3-21)
		vs. Minnesota, July 26, 2010 (1-19)
		vs. Cleveland, May 16, 2011 (1-19)
Largest Shutout Victory	16-0	vs. Oakland, June 25, 1984
Largest Shutout Loss	0-17 (2x)	vs. Detroit, July 19, 1991
		at Minnesota, Sept. 2, 2017

CLUB BATTING

Fewest At Bats (non-shortened game)	20	vs. Toronto, April 6, 1989
Runs Scored	26	at Detroit (5), Sept. 9, 2004 (1st game)
Runs Scored, Opponent	22	vs. Boston, April 12, 1994
Runs Scored, Both Teams	33	Boston (22) at Kansas City (11), April 12, 1994
Runs Scored, Two Players	10 (2x)	Joe Randa (6) and Angel Berroa (4)
		Joe Randa (6) and David DeJesus (4) at Detroit, Sept. 9, 2004 (1st game) (tied AL record)
Scored in Every Inning		vs. Oakland, Sept. 14, 1998
RBI	25	at Detroit, Sept. 9, 2004 (1st game)
RBI, Opponent	21	vs. Oakland, June 18, 2000
RBI, Both Teams	30 (2x)	Boston (19) at Kansas City (11), April 12, 1994
		Kansas City (25) at Detroit (5), Sept. 9, 2004 (1st game)
Hits	26	at Detroit, Sept. 9, 2004 (1st game)
Hits, Opponent	27	vs. Detroit, May 27, 2004
Hits, Both Teams	40 (2x)	Kansas City (20) at Minnesota (20), Sept. 29, 1970
		Kansas City (14) at New York (26), Aug. 27, 1972 (2nd game)
Singles	20	at Minnesota, June 24, 1990
Singles, Extra Innings	21	vs. Detroit, July 29, 1995 (16 innings)
Singles, Opponent	20	vs. Detroit, Sept. 6, 2013
Singles, Both Teams	36	Kansas City (18) at Minnesota (18), Sept. 29, 1970
Doubles	11	vs. New York, Aug. 11, 2003
Doubles, Opponent	8 (8x)	at Seattle, May 11, 1996
		at Seattle, May 12, 1996
		vs. New York, Aug. 11, 2003
		vs. Detroit, May 27, 2004
		vs. New York Mets, June 11, 2004
		vs. Toronto, July 20, 2010
		vs. Detroit, July 10, 2014
		vs. Boston, June 21, 2015
Doubles, Both Teams	19	New York (8) at Kansas City (11), Aug. 11, 2003 (AL Record)
Triples	5 (2x)	vs. Minnesota, Aug. 7, 1974 (2nd game)
		vs. Chicago, June 4, 1978
Triples, Opponent	4	vs. Boston, Aug. 24, 1971
Triples, Both Teams	6	Boston (4) at Kansas City (2), Aug. 24, 1971
Home Runs	6 (2x)	at Detroit, July 14, 1991
		at Seattle, May 21, 2003
Home Runs, Opponent	6 (10x)	at Boston, May 28, 1977
		vs. Texas, July 21, 1998
		vs. Minnesota, April 9, 2000
		vs. Tampa Bay, Aug. 10, 2002
		vs. Chicago, July 30, 2003
		at Seattle, Aug. 27, 2004
		vs. Tampa Bay, June 11, 2006
		vs. Oakland, May 10, 2007
		vs. Detroit, June 16, 2016
		at Detroit, Sept. 5, 2017

SINGLE GAME RECORDS (CONT.)



Home Runs, Both Teams	9 (5x)	Kansas City (3) at Boston (6), May 28, 1977 Kansas City (6) at Detroit (3), July 14, 1991 Kansas City (3) vs. Minnesota (6), April 9, 2000 Kansas City (5) at Cleveland (4), June 30, 2001 Kansas City (3) at Seattle (6), Aug. 27, 2004 Kansas City vs. Minnesota, April 9, 2000
Back-to-Back-to-Back Home Runs, Both Teams		MIN: Ron Coomer, Jacque Jones, Matt LeCroy, 6th inning; KC: Carlos Beltran, Jermaine Dye, Mike Sweeney, 8th inning (ML record)
Extra Base Hits	12 (2x)	at Chicago, May 13, 1979 (9 2B, 1 3B, 2 HR) at Colorado, July 3, 2011 (9 2B, 3 HR) vs. Boston, June 21, 2015 (8 2B, 2 3B, 3 HR)
Extra Base Hits, Opponent	13	vs. Boston, June 21, 2015 (8 2B, 2 3B, 3 HR)
Extra Base Hits, Both Teams	21	New York (10) at Kansas City (11), Aug. 11, 2003
Total Bases	40	at Detroit, July 14, 1991 (14 1B, 1 2B, 6 HR)
Total Bases, Opponent	41	vs. Detroit, May 27, 2004 (17 1B, 8 2B, 2 HR)
Hit by Pitch	5	at Texas, Sept. 3, 1989
HBP, Both Teams	7 (2x)	Kansas City (5) at Texas (2), Sept. 3, 1989 Kansas City (3) vs. Minnesota (4), April 13, 1971
Left on Base, 9 Innings	17 (2x)	at California, May 26, 1972 at Seattle, Sept. 15, 1984
LOB, Opponent, 9 Innings	18	vs. Cleveland, May 1, 1985
LOB, Both Teams, 9 Innings	28	Kansas City (15) at Chicago (13), April 21, 1974
Fewest LOB	0 (5x)	vs. Cleveland, July 18, 1970 at Detroit, July 6, 1990 vs. Chicago, July 14, 1996 at Pittsburgh, June 2, 2000 at Minnesota, July 30, 2007
Fewest LOB, Opponent	0 (15x)	last: vs. Baltimore, Aug. 24, 2015
Fewest LOB, Both Teams	3 (5x)	latest: at California, Sept. 9, 1985
LOB, Extra Innings	25	vs. Texas, June 6, 1991 (18 innings), Tied AL Record
LOB, Extra Innings, Opponent	20 (2x)	vs. Texas, June 6, 1991 (18 innings) at Cleveland, Sept. 29, 2012 (14 innings)
LOB, Extra Innings, Both Teams	45	Kansas City (25) vs. Texas (20), June 6, 1991 (18 innings) Tied ML Record
Fewest LOB, Extra Innings	2 (5x)	at Cleveland, May 10, 1995 (10 innings) at Toronto, April 21, 2010 (10 innings) vs. Texas, Sept. 22, 2013 (10 innings) vs. Cleveland, July 24, 2014 (14 innings) at Toronto, July 31, 2015 (11 innings)
Fewest LOB, Extra Innings, Opponent	1	at Toronto, May 29, 2014 (10 innings)
Fewest LOB, Extra Innings, Both Teams	5	Kansas City (2) at Toronto (3), April 21, 2010 (10 innings)
Pinch-Hitters Used	7 (2x)	vs. Seattle, Sept. 14, 1991 vs. California, Sept. 28, 1991
Designated Hitters Used	4 (4x)	last: vs. Minnesota, Sept. 29, 2016
Pinch-Runners Used	4 (2x)	vs. Oakland, Sept. 15, 1977 (1st game, 11 innings) at Baltimore, April 18, 1989 (13 innings)
Catchers Used, Extra Inning Game	4	vs. Chicago (Martinez, Taylor, Healy, Kirkpatrick), Sept. 21, 1973 (12 innings, tied Major League record)
Catchers Used, Extra Innings, Both Clubs	6	Chicago (2) vs. Kansas City (4), Sept. 21, 1973 (12 innings, tied Major League record)
Strikeouts, 9 Innings	18	at Toronto, Aug. 25, 1998
Strikeouts Extra Innings	18	at California, May 8, 1996 (14 innings)
Walks Received	15	at Chicago, Sept. 4, 1975
Intentional Walks Received, 9 Innings	3 (19x)	last: vs. Chicago, Aug. 17, 2012
Intentional Walks Received, Extra Innings	6	vs. Texas, June 6, 1991 (18 innings)
Stolen Bases	8	vs. Baltimore, Aug. 1, 1998

CLUB PITCHING

Pitchers Used, 9 Innings	9	vs. Chicago White Sox, Sept. 16, 2014
Pitchers Used, Opponent, 9 Innings	8 (8x)	last: vs. Arizona, Oct. 1, 2017
Pitchers Used, Extra Innings	9 (3x)	vs. Chicago, July 13, 2012 (14 innings) at Cleveland, Sept. 29, 2012 (14 innings) vs. Atlanta, May 5, 2016 (13 innings)
Pitchers Used, Extra Innings, Opponent	9 (3x)	vs. Chicago, July 13, 2012 (14 innings) at Cleveland, Sept. 29, 2012 (14 innings) vs. Minnesota, Sept. 27, 2016 (11 innings)
Pitchers Used, Both Teams, 9 Innings	15	Chicago (6) at Kansas City (9), Sept. 16, 2014
Pitchers Used, Extra Innings Both Teams	18 (2x)	Chicago (9) at Kansas City (9), July 13, 2012 (14 innings) Kansas City (9) at Cleveland (9), Sept. 29, 2012 (14 innings)
Strikeouts, 9 Innings	17 (2x)	vs. Cleveland, Sept. 16, 2013 at Tampa Bay, Aug. 1, 2016
Strikeouts, Extra Innings	17 (3x)	vs. Cleveland, May 2, 1970 (17 innings) vs. Chicago, May 25, 1986 (17 innings) vs. Atlanta, May 15, 2016 (13 innings)
Walks	14 (4x)	at Minnesota, Sept. 10, 1976 at New York, May 14, 1980 vs. Florida, June 10, 2002 (14 innings) vs. Minnesota, Aug. 5, 2006
Hit Batsmen	4 (6x)	last: vs. Tampa Bay, July 24, 2011



SINGLE GAME RECORDS

CLUB FIELDING

Double Plays	6 (3x)	vs. Oakland, May 14, 1971 at Baltimore, May 6, 1972
Double Plays, Opponent	6 (2x)	vs. Toronto, April 30, 2009 (tied AL record) vs. Oakland, Sept. 13, 1970 (1st game)
Double Plays, Both Teams	9	at Cleveland, April 21, 2009 (tied AL record) Oakland (3) at Kansas City (6), May 14, 1971
Triple Plays	1 (6x)	at Texas, Aug. 13, 1972 at New York, May 3, 1985
Triple Plays, Opponent	1 (5x)	vs. Boston, July 4, 1988 vs. Oakland, May 14, 1994
Errors	8	at Baltimore, April 3, 1996
Errors, Opponent	7 (2x)	vs. Tampa Bay, June 11, 2006 at Baltimore, Aug. 6, 1969
Errors, Both Teams	9	vs. California, June 26, 1970 vs. Baltimore, June 3, 1977 at Oakland, June 19, 1979 vs. Toronto, April 20, 2012
Errors, Opponent	7 (2x)	at Oakland, May 13, 1974 at Texas, May 24, 1976
Errors, Both Teams	9	Kansas City (2) at Texas (7), May 24, 1976

INDIVIDUAL BATTING

Hits	6 (3x)	Bob Oliver at California, May 4, 1969 (4 1B, 2B, HR) Kevin Seitzer vs. Boston, Aug. 2, 1987 (3 1B, 2B, 2 HR) Joe Randa at Detroit (1st game), Sept. 9, 2004 (5 1B, 2B) (all tied AL record)
Hits, Pitcher	3 (2x)	Paul Splittorff vs. Oakland, May 19, 1972 Steve Busby at California, Sept. 20, 1972
Runs Scored	6	Joe Randa at Detroit, Sept. 9, 2004 (1st game) (tied ML record)
At Bats, 9 Innings	7 (2x)	Joe Randa at Detroit, Sept. 9, 2004 (1st game) Whit Merrifield at Detroit, July 26, 2017 (both tied AL record)
At Bats, Extra Innings	8 (13x)	last: Jose Offerman, Hal Morris and Dean Palmer, vs. Milwaukee, June 10, 1998 (15 innings)
Best Perfect Day	6-for-6 (2x)	Bob Oliver at California, May 4, 1969 Kevin Seitzer vs. Boston, Aug. 2, 1987
Hit For Cycle	6x	Fred Patek at Minnesota, July 9, 1971 John Mayberry vs. Chicago, Aug. 5, 1977 George Brett vs. Baltimore, May 28, 1979 (2 HR) Frank White at California, Sept. 26, 1979 Frank White vs. Detroit, Aug. 3, 1982 George Brett at Toronto, July 25, 1990
Combined Hits and Runs	12	Joe Randa (6 hits, 6 runs) at Detroit, Sept. 9, 2004 (1st game)
Singles	5 (10x)	George Brett vs. California, Sept. 9, 1976 (10 innings) Hal McRae at Chicago, Aug. 2, 1980 Hal McRae at Texas, May 29, 1982 Willie Wilson at Baltimore, May 13, 1987 (12 innings) Kevin Seitzer at California, July 4, 1991 Wally Joyner vs. Detroit, July 16, 1994 Vince Coleman vs. Detroit, July 29, 1995 (16 innings) Joe Randa at Detroit, Sept. 9, 2004 (1st game) Angel Berroa vs. New York, Sept. 13, 2004 Billy Butler vs. Seattle, Sept. 5, 2013 (13 innings)
Doubles	4	Johnny Damon, vs. Chicago (NL), July 18, 2000
Triples	2 (29x)	last: Omar Infante vs. Baltimore, Aug. 24, 2015
Home Runs	3 (9x)	John Mayberry at Texas, July 1, 1975 Tony Solaita (9x) John Mayberry at Toronto, June 1, 1977 George Brett at Texas, July 22, 1979 George Brett at Detroit, April 20, 1983 Bo Jackson at New York, July 17, 1990 Danny Tartabull vs. Oakland, July 6, 1991 Kendrys Morales at Detroit, Sept. 20, 2015 Lorenzo Cain at New York, May 10, 2016 Kendrys Morales at Detroit, Sept. 20, 2015
Total Bases	15	Kendrys Morales at Detroit, Sept. 20, 2015
Total Bases, Extra Innings	14	George Brett vs. Baltimore, May 28, 1979
Extra Base Hits	4 (5x)	Hal McRae vs. Cleveland, Aug. 27, 1974, (1st game) (3 2B, 1 HR) Lonnie Smith at California, Sept. 18, 1986 (3 2B, 1 3B) Johnny Damon vs. Chicago (NL), July 18, 2000 (4 2B) David Lough at Minnesota, June 30, 2013 (3 2B, 1 HR) Kendrys Morales at Detroit, Sept. 20, 2015 (1 3B, 3 HR)
Extra Base Hits, Extra Innings	4	George Brett vs. Baltimore, May 28, 1979 (1 2B, 1 3B, 2 HR)
RBI	9	Mike Moustakas at Baltimore, Sept. 12, 2015



Walks	5 (2x)	Alex Gordon at Oakland, July 30, 2008
		Alex Gordon at St. Louis, June 17, 2012 (15 innings)
Strikeouts	5 (3x)	Bo Jackson at New York, April 18, 1987
		Greg Gagne vs. Boston, Aug. 28, 1993
		Bob Hamelin at Toronto, May 24, 1995
Stolen Bases	5	Amos Otis vs. Milwaukee, Sept. 7, 1971
Steal of Home	1 (45x)	last: Alex Rios vs. Pittsburgh, July 20, 2015

INDIVIDUAL PITCHING

Strikeouts	16	Danny Duffy, at Tampa Bay, Aug. 1, 2016
Walks	9 (3x)	Dick Drago, vs. Milwaukee, May 22, 1970
		Dan Reichert, vs. New York, Sept. 7, 2000
		Runelvys Hernandez, vs. Minnesota, Aug. 5, 2006
Home Runs	5 (2x)	Sean O'Sullivan at Texas, May 28, 2011
		Chris Young, at New York, May 9, 2016
Balks	2 (11x)	last: Luke Hochevar vs. Cleveland, April 20, 2011
Innings	13.0	Larry Gura vs. Oakland, May 21, 1980

INDIVIDUAL FIELDING

Double Plays:		
First Baseman	6 (3x)	Bob Oliver vs. Oakland, May 14, 1971
		John Mayberry at Baltimore, May 6, 1972
		Billy Butler vs. Toronto, April 30, 2009
Second Baseman	5 (3x)	Frank White vs. Boston, Aug. 12, 1986
		Jose Offerman at Baltimore, Aug. 28, 1998
		Donnie Murphy at Chicago, Sept. 24, 2004
Third Baseman	3 (6x)	Paul Schaal vs. Cleveland, April 25, 1971
		Cookie Rojas vs. Texas, May 15, 1977
		George Brett vs. Boston, April 12, 1983
		Greg Pryor vs. Minnesota, Sept. 5, 1984
		Joe Randa vs. Arizona, June 10, 2001
		Mike Moustakas vs. Cleveland, July 2, 2013
Shortstop	5 (4x)	Fred Patek at Baltimore, May 6, 1972
		Fred Patek vs. Texas, Aug. 2, 1974
		Mendy Lopez at Baltimore, Aug. 28, 1998
		Alcides Escobar at Los Angeles, June 12, 2011
Putouts:		
Outfielder	10 (4x)	Amos Otis vs. Texas, May 1, 1979
		Carlos Beltran at Chicago, Sept. 17, 1998
		Jarrold Dyson vs. Minnesota, Sept. 27, 2010
		Jarrold Dyson vs. San Francisco, Aug. 10, 2014
First Baseman	19 (5x)	Bob Oliver vs. Cleveland, April 24, 1971
		Steve Balboni vs. Texas, Aug. 26, 1985
		Steve Balboni at Seattle, June 6, 1987
		Pat Tabler vs. New York, April 27, 1989
		Calvin Pickering at Minnesota, Sept. 5, 2004
Catcher	17 (4x)	Brent Mayne vs. Texas, May 25, 1994
		Salvador Perez vs. Cleveland, Sept. 16, 2013
		Salvador Perez at Tampa Bay, Aug. 1, 2016
		Drew Butera at Tampa Bay, May 8, 2017
Putouts, Extra Innings	25	Steve Balboni vs. Boston, April 18, 1985 (14 innings)
Putouts, Extra Innings, Catcher	18	Salvador Perez vs. Atlanta, May 15, 2016 (13 innings)

Assists:

Second Baseman	11	Cookie Rojas at Texas, May 17, 1973
Third Baseman	10	George Brett vs. California, July 1, 1979
Shortstop	12	Angel Berroa at Minnesota, Sept. 5, 2004
Catcher	7	Ed Kirkpatrick at Milwaukee, June 16, 1972
Assists, Extra Innings	11 (3x)	Cookie Rojas vs. Oakland, April 17, 1973 (14 innings)
		Frank White vs. Chicago, Sept. 21, 1973 (12 innings)
		Frank White vs. Chicago, Aug. 26, 1984 (16 innings)
Unassisted Double Play by Outfielder	1	Brian McRae at Chicago, Aug. 23, 1992 (tied ML record)



DOUBLEHEADER RECORDS

CLUB GENERAL

Players Used, Both Games, 9 Innings	25 (2x)	vs. Seattle, Sept. 22, 1989
		vs. Anaheim, Sept. 14, 1999
Players Used, Both Games, 9 Innings, Opp.	25	at Chicago, Sept. 21, 1970
Players Used, Both Games, Both Teams	45 (2x)	Kansas City (22) at Cleveland (23), Sept. 13, 2008
		Oakland (21) at Kansas City (24), Sept. 4, 2008
Players Used, One/Both Games, Extra Innings	24	vs. Minnesota, Sept. 10, 1979 (1st game, 14 innings)
Players Used, One/Both Games, Extra Innings Opponent	23	vs. Minnesota, Sept. 10, 1979 (1st game, 14 innings)
Players Used, One/Both Games, Extra Innings, Both Teams	47	vs. Minnesota, Sept. 10, 1979 (1st game, 14 innings)
Longest Doubleheader, Innings	25 (2x)	vs. Oakland, June 16, 1969 (1st game 13 innings)
		at New York, Aug. 27, 1972 (2nd game 16 innings)
Longest Doubleheader, 9 Innings	6 hours, 26 minutes	at Cleveland, Aug. 12, 2006 (1st game 3:09; 2nd game 3:17)
Shortest Time, Doubleheader, 9 Innings	4 hours, 13 minutes	at Seattle, June 20, 1969 (1st game, 2:23; 2nd game, 1:50)
Longest Doubleheader, Extra Innings	8 hours, 11 minutes	vs. Baltimore, June 23, 1991 (1st game 3:44; 2nd game 4:27)

CLUB BATTING

Runs	26	at Detroit, Sept. 9, 2004 (26 and 0)
Runs, Opponent	25	vs. Oakland, June 18, 1969 (16 and 9)
Runs, Both Clubs	39	Kansas City (26) at Detroit (13), Sept. 9, 2004 (31 and 8)
Fewest Runs	0 (2x)	at Oakland, Sept. 9, 1974
		at New York, April 19, 1987
Fewest Runs, Opponent	1 (4x)	vs. Chicago, July 5, 1971 (1 and 0)
		vs. Minnesota, Aug. 4, 1971 (1 and 0)
		vs. Milwaukee, Sept. 2, 1977 (1 and 0)
		at New York, Aug. 13, 1991 (0 and 1)
Fewest Runs, Both Clubs	5	Kansas City (3) at Washington (2), Aug. 12, 1971 (2 and 3)
Hits	33 (2x)	at New York, July 14, 1989 (18 and 15)
		at Detroit, Sept. 9, 2004 (26 and 7)
Hits, Opponent	40	at New York, Aug. 27, 1972 (14 and 26)
Hits, Both Clubs	65	Baltimore (35) at Kansas City (30), June 23, 1991 (31 and 34)
Triples	6	vs. Minnesota, Aug. 7, 1974 (1 and 5)
Home Runs	7 (2x)	at New York, July 14, 1989 (5 and 2)
		at Minnesota, May 21, 2017 (4 and 3)
Home Runs, Opponent	6	vs. Texas, May 26, 2002 (2 and 4)
Home Runs, Both Clubs	10 (2x)	vs. Cleveland, May 26, 2002 (CLE: 2 and 4, KC: 1 and 3)
		at Minnesota, May 21, 2017 (KC: 4 and 3, MIN: 0 and 3)
RBI	25	at Detroit, Sept. 9, 2004 (25 and 0)
RBI, Opponent	25	Oakland, June 18, 1969 (16 and 9)
RBI, Both Clubs	38	Kansas City (25) at Detroit (13), Sept. 9, 2004 (30 and 8)
Strikeouts	20 (2x)	at Cleveland, May 18, 2002 (9 and 11)
		at Cleveland, Aug. 12, 2006 (10 and 10)
Strikeouts, Opponent	22	at Milwaukee, April 18, 1971 (7 and 15)
Strikeouts, Both Clubs	39	Kansas City (19) at Seattle (20), Aug. 28, 2004 (15 and 24)

CLUB PITCHING

Pitchers Used (Duplicate appearances not included)	9 (2x)	vs. Oakland, Sept. 4, 2008 (3 and 6)
		at Minnesota, May 21, 2017 (6 and 3)
Pitchers Used, Opponents	11	vs. Seattle, Aug. 6, 2017 (8 and 3)
Pitchers Used, Both Clubs	17 (3x)	Oakland (8) at Kansas City (9), Sept. 4, 2008
		Tampa Bay (9) at Kansas City (8), July 7, 2015
		Seattle (11) at Kansas City (6), Aug. 6, 2017
Pitchers Used, One/Both Game Extra Innings	8 (2x)	at Boston, July 7, 1974 (6 and 2)
		vs. Minnesota, Sept. 10, 1979 (5 and 3)
Pitchers Used, Opponent, One/Both Game Extra Innings	8 (2x)	vs. Baltimore, June 23, 1991 (6 and 2)
		at Seattle, Aug. 28, 2004 (5 and 3)
Pitchers Used, Both Clubs, One/Both Game Extra Innings	15	Kansas City (7) at Seattle (8), Aug. 28, 2004 (7 and 8)
Fewest Pitchers Used	2 (4x)	vs. Minnesota, Aug. 4, 1971
		vs. Minnesota, Sept. 8, 1972
		vs. Boston, July 16, 1975
		at Minnesota, Sept. 22, 1978
Fewest Pitchers Used, Opponents	2 (3x)	at Oakland, Sept. 9, 1974
		at California, Sept. 6, 1975
		at Baltimore, May 25, 1977
Fewest Pitchers Used, Both Clubs	5 (3x)	Minnesota (3) at Kansas City (2), Aug. 4, 1971
		Kansas City (3) at Oakland (2), Sept. 9, 1974
		Kansas City (2) at Minnesota (3), Sept. 22, 1978

CLUB FIELDING

Double Plays	7	vs. Boston, Aug. 12, 1986 (5 and 2)
Double Plays, Opponent	8	vs. Oakland, Sept. 13, 1970 (6 and 2)
Double Plays, Both Clubs	10	Kansas City (2) vs. Oakland (8), Sept. 13, 1970 (8 and 2)



INDIVIDUAL BATTING - DOUBLEHEADER

Hits.....	7 (2x)	George Brett, vs. Milwaukee, Aug. 10, 1990 (4 and 3)
		Gerald Perry, at Boston (day/night DH), July 14, 1990 (4 and 3)
		Alex Gordon vs. Tampa Bay (day/night DH), July 7, 2015 (3 and 4)
Doubles.....	5	Hal McRae vs. Cleveland, Aug. 27, 1974 (3 and 2)
Home Runs.....	3 (2x)	Bill Pecota, at New York, July 14, 1989 (2 and 1)
		Salvador Perez, at Minnesota, May 21, 2017 (1 and 2)
Extra Base Hits.....	6	Hal McRae vs. Clev., Aug. 27, 1974 (5 2B, 1HR), (Tied ML record)
Total Bases.....	15	Bill Pecota at New York, July 14, 1989 (1 1B, 2 2B, 3 HR)
RBI.....	7	Hal McRae vs. Cleveland, Aug. 27, 1974 (6 and 1)
RBI, Opponent.....	7	Ellis Burks, Cleveland, July 20, 2002 (2 and 5)

INDIVIDUAL PITCHING - DOUBLEHEADER

Pitchers appearing in Both Games, Won or Lost:

Won Two.....		Cory Bailey vs. Texas, May 26, 2002
Won One.....	8x	last: Mike MacDougal vs. Detroit, Sept. 20, 2005 (won 1st, saved 2nd)
Lost One.....	6x	last: Dan Quisenberry at Toronto, Aug. 8, 1980 (lost 1st, saved 2nd)
Won One, Lost One.....		Tom Burgmeier, at Milwaukee, April 18, 1971 (won 1st, lost 2nd)
Saved Both.....	7x	latest: Greg Holland at Detroit, Aug. 16, 2013
Double Plays.....		
First Baseman.....	7	Steve Balboni, vs. Boston, Aug. 12, 1986
Second Baseman/Shortstop Together.....	4	SS Bob Floyd and 2B Rich Severson vs. Minnesota, Sept. 25, 1971

MONTHLY RECORDS

CLUB GENERAL

Wins.....	25	September, 1977
Losses.....	21 (3x)	August, 1999
		August, 2005
		May, 2006
Best Record - by pct. (min. 15 games).....	25-5 (83.3%)	September, 1977
Worst Record - by pct. (min. 15 games).....	3-17 (15.1%)	April, 1992

CLUB BATTING

Best Average.....	.332	July, 1980
Worst Average.....	.207	April, 1992
Most Runs.....	177	August, 1979
Fewest Runs (min. 15 games).....	50	April, 1969
Home Runs.....	43 (2x)	August, 1987
		August, 1997
Home Runs Allowed.....	51 (2x)	May, 2006; June, 2016
Doubles.....	74	July, 1990
Triples.....	17 (3x)	September, 1977
		May, 1979
		August, 1979

INDIVIDUAL BATTING

Average (min. 50 plate appearances).....	.494	George Brett, July, 1980
Hits.....	52	George Brett, August, 1980
Doubles.....	18	George Brett, July, 1990
Triples.....	6	Willie Wilson, July, 1987
Home Runs.....	12 (2x)	John Mayberry, July, 1975
		Chili Davis, August, 1997
RBI.....	32 (2x)	John Mayberry, July, 1975
		Jermaine Dye, July, 1999
Runs.....	34	Willie Wilson, August, 1979

INDIVIDUAL PITCHING

Wins.....	7	Bret Saberhagen, August, 1989
Losses.....	6 (3x)	Dick Drago, July, 1972
		Paul Splittorff, July, 1979
		Larry Gura, May, 1983
ERA (min. 25 IP).....	0.34	Tom Murphy, September, 1972
Strikeouts.....	55	Dennis Leonard, June, 1977
Saves.....	11 (5x)	Dan Quisenberry, August, 1980
		Jeff Montgomery, June, 1992
		Greg Holland (3x), July and September, 2013; August 2014



RECORDS BY INNINGS

CLUB BATTING

Plate Appearances	16 (3x)	at Toronto, Aug. 6, 1979 (7th)
		vs. Minnesota, June 17, 2003 (6th)
		at Detroit, Sept. 9, 2004 (1st game, 3rd)
Runs	12	vs. Minnesota, June 17, 2003 (6th)
Runs, Opponent	12	vs. New York, April 11, 1987 (7th)
Runs, Extra Inning	7	at Baltimore, July 12, 1972 (10th)
Hits	11 (2x)	at Boston, Aug. 2, 1986 (7th)
		vs. Cleveland, Aug. 23, 2006 (1st)
Hits, Opponent	11	vs. New York, April 11, 1987 (7th)
Home Runs	4 (2x)	vs. Anaheim, May 26, 2000 (6th)
		at Cleveland, June 29, 2001 (4th)
Home Runs, off 1 pitcher	4	at Cleveland, June 29, 2001 (4th) off Dave Burba (tied AL record)
Home Runs, Opponent	4 (3x)	vs. Anaheim, May 28, 2000 (5th)
		at Chicago, Aug. 14, 2008 (6th)
		at Chicago, July 11, 2010 (3rd)
Stolen Bases	4 (3x)	vs. California, Sept. 17, 1980 (1st game, 1st inning)
		at Seattle, May 12, 1996 (1st inning)
		vs. Texas, May 26, 2002 (3rd inning)
Pinch Hitters Used	4 (7x)	last: vs. New York Yankees, Aug. 4, 1996

CLUB PITCHING

Pitchers Used	5 (2x)	vs. Oakland, May 14, 1971 (9th)
		vs. Chicago, Sept. 13, 1972 (8th)

INDIVIDUAL BATTING

Hits	2 (numerous)	last: Mike Moustakas, at Toronto, Sept. 20, 2017 (2nd)
Home Runs	1 (numerous)	
Stolen Bases	3	Chris Stynes, at Seattle, May 12, 1996 (1st)

INDIVIDUAL PITCHING

Home Runs Allowed	4	Anthony Lerew, at Chicago, July 11, 2010 (3rd)
Strikeouts	4 (2x)	Kevin Appier, at Toronto, Sept. 3, 1996 (4th)
		Nate Karns, vs. Chicago (AL), May 3, 2017 (6th)
Balks	2 (4x)	last: Luke Hochevar, vs. Cleveland, April 20, 2011 (6th)

CONSECUTIVE RECORDS

CLUB GENERAL

Single Season		
Games Won	16	Aug. 31-Sept. 15 (2nd game), 1977
Games Won to Start Season	9	March 31-April 12, 2003
Games Lost	19	July 28-Aug. 19, 2005
Games Lost to Start Season	7	April 6-13, 1992
Won, Home	13 (2x)	July 10-Aug. 7, 1977
		July 17-Aug. 5, 1994
Won, Home to Start Season	11	March 31-May 5, 2003
Won, Road	11	Sept. 5-Sept. 25 (2nd game), 1977
Lost, Home	11 (2x)	Sept. 21, 2011-April 23, 2012
		May 6-June 4, 2013
Lost, Road	13	Oct. 2, 2005-May 3, 2006
Lost, Road, Same Season	12 (3x)	June 23-July 18, 1997
		July 21-Aug. 19, 2005
		April 11-May 3, 2006
Doubleheaders Won	4	Aug. 5, 1984 to Sept. 6, 1985
One-Run Games Played	8	May 12-20, 1981
One-Run Games Won	11	July 3-Aug. 10, 1973
One-Run Games Lost, Road	21	July 26, 2000-July 15, 2001 (ML Record)
Won vs. One Club	15	Baltimore, July 26, 1987-April 11, 1989
Lost vs. One Club	23	Baltimore, May 10, 1969-Aug. 2, 1970 (ML Record)
Won vs. One Club, Home	11	Detroit, Aug. 3, 1988-June 29, 1990
Lost vs. One Club, Home	12 (2x)	Baltimore, May 16, 1969-July 23, 1970
		Oakland, May 31, 2003-April 30, 2006
Won vs. One Club, Away	10 (2x)	Chicago, Sept. 26, 1972-Sept. 26, 1973
		Los Angeles, June 21, 1995-Aug. 10, 1996
Lost vs. One Club, Away	14 (2x)	Detroit, Aug. 5, 1987-May 21, 1990
		New York, Aug. 7, 2002-April 13, 2006
Won Extra Innings	7	April 19-May 17 (2nd game), 1970
Series Won	13	July 10-Aug. 20, 1980



Series, Non-Losing	16	July 10-Aug. 31, 1980
Series Without Sweep	79	Aug. 26, 2003-May 29, 2005
Road Series Without Sweep	86	July 11-13, 2003-Sept. 10, 2006 (AL record)

CLUB BATTING

Hits, One Game	9	at Chicago, May 7, 1980 (7 1B, 2 2B)
Hits, One Game, Opponent	6 (8x)	last: vs. Cleveland, May 16, 2011
Singles	7 (3x)	vs. Baltimore, April 22, 1988 at Minnesota, June 24, 1990 at Detroit, Sept. 9, 2004 (1st game)
Hits, Start of Game	7	vs. Baltimore, April 22, 1988

Most Hits:		
Two Games	39	Sept. 7-9 (1st game), 2004
Three Games	54	July 18-20, 1980
Four Games	65	Aug. 27-30, 1979
Five Games	77	Sept. 15-20, 2011
Six Games	91	Sept. 14-20, 2011

Most Hits, Opponent:		
Two Games	40	Aug. 27, 1972 (doubleheader)
Three Games	53 (2x)	July 25-27, 2010 July 26-28, 2010
Four Games	67	July 25-28, 2010

Most Runs:		
Two Games	32	Sept. 7-9 (1st game), 2004
Three Games	38	June 8-11, 1999
Four Games	47	Sept. 5-9 (1st game), 2004
Five Games	51 (3x)	May 14-19, 1999 June 7-12, 1999 June 10-15, 2007
Six Games	59	Sept. 9 (1st game)-Sept. 13, 2004, June 10-16, 2007

Most Runs, Opponent:		
Two Games	31	July 25-26, 2010
Three Games	42	July 25-27, 2010
Four Games	51	Sept. 4-8, 2002
Five Games	61	Sept. 6-10, 2002
Games, Home Runs Hit	15	April 6-April 22, 2001 (20 total homers)
Games, Home Runs Hit, Opponent	21	Aug. 20-Sept. 11, 2017 (39 total homers)

Most Home Runs:		
Two Games	9 (4x)	Aug. 2-3, 1997 June 29-30, 2001 June 10-11, 2017 July 22-23, 2017
Three Games	12 (2x)	June 29-July 1, 2001 July 22-24, 2017
Four Games	14 (3x)	June 28-July 1, 2001 April 13-16, 2004
Five Games	16	April 13-17, 2004

Most Home Runs, Opponent:		
Two Games	10	July 29-30, 2003
Three Games	13 (2x)	July 29-31, 2003 May 28-30, 2011
Four Games	15	May 27-30, 2011
Five Games	17	May 26-30, 2011

Batters Hitting Home Runs		
3 (7x)	D. Motley, F. White & S. Balboni at Texas, Aug. 19, 1984 (7th)	
	George Brett, Frank White & Jamie Quirk vs. Oakland, Sept. 28, 1986 (4th)	
	Carlos Beltran, Jermaine Dye and Mike Sweeney vs. Minnesota, April 9, 2000 (8th)	
	Jermaine Dye, Raul Ibanez and Carlos Beltran at Cleveland, June 29, 2001 (4th)	
	Carlos Beltran, Mike Sweeney and Joe Randa at Texas, May 31, 2002 (11th)	
	Tony Graffanino, Angel Berroa, Doug Mientkiewicz vs. Detroit, May 25, 2006 (1st)	
	Whit Merrifield, Jorge Bonifacio, Eric Hosmer vs. Chicago (AL) (4th)	
4	at Chicago, Aug. 14, 2008 (tied Major League record)	
13	at Detroit, Sept. 9, 2004 (1st game) (9 1B, 1 2B, 3 BB) (tied AL record)	

Batters Hitting Home Runs, Opponent

Batters on Base

CLUB PITCHING

Shutouts Won	2 (15x)	last: vs. New York Yankees, May 17 and vs. Cincinnati, May 19, 2015
Shutouts vs. One Club	2 (19x)	last: vs. MIN., Aug. 31, 2005 and at MIN., Sept. 26, 2005
Innings, No Opponent Home Runs	135.1	July 6-23, 1970
Games, No Opponent Home Runs	14	July 7-22, 1970
Innings, No Opponent Extra Base Hits	34.0	June 11-15, 1971
Games, No Opponent Extra Base Hits	3 (4x)	July 10-11, 1970 June 12-14, 1971 July 22-24, 1987 July 2-4, 2017



CONSECUTIVE RECORDS (CONT.)

Complete Games	5	Aug. 21-26, 1979 (Paul Splittorff and Larry Gura vs. New York and Craig Chamberlain, Dennis Leonard and Paul Splittorff vs. Boston)
Scoreless Innings Pitched	24.0 (2x)	vs. Detroit (5) and Baltimore (19), June 9-12, 1976 vs. New York Yankees (9) and vs. Cincinnati (15), May 17-20, 2015
Scoreless Innings Pitched Against Royals	45	vs. Colorado (7), at Cleveland (27), vs. Tampa Bay (11), Aug. 24-29, 2017
Scoreless Innings vs. One Club	24	at Washington, Aug. 10 (2nd game)-12 (1st game), 1971
Scoreless Innings by One Club Against Royals	31	by Minnesota, May 30-July 7, 2004
Hitless Innings, Start of Game	9.0 (4x)	at Detroit, April 27, 1973 (Steve Busby) at Milwaukee, June 19, 1974 (Steve Busby) vs. Texas, May 14, 1977 (Jim Colborn) vs. Chicago, Aug. 26, 1991 (Bret Saberhagen)
Perfect Innings, Start of Game	7.0	vs. Seattle, June 22, 1985 (Bret Saberhagen)

CLUB FIELDING

Innings Making Double Plays	4 (2x)	Sept. 19, 1983 vs. California (1st, 2nd, 3rd, 4th) April 30, 2009 vs. Toronto (1st, 2nd, 3rd, 4th)
Games, No Errors	11 (3x)	May 31-June 11, 1997 May 10-21, 2011 July 7-21, 2013
Innings, No Errors	106.0 (2x)	May 30-June 13, 1997 May 8-22, 2011
Games Making Errors	12	June 5-17, 1992

INDIVIDUAL GENERAL

Games Played	348	Billy Butler, June 16, 2012-July 5, 2014
Games Started	333	Alcides Escobar, Sept. 26, 2015-Oct. 1, 2017 (active)
Stolen Bases, Without Being Caught	33	Carlos Beltran, Sept. 28, 1999-Aug. 10, 2001
Stolen Bases, Season, without Being Caught	22	Alcides Escobar, 2013

INDIVIDUAL BATTING

Hitting Streak	30	George Brett, July 18-Aug. 18, 1980
Hits	10	Joe Randa, June 8-12, 1999 (1 walk)
Series with at least one hit	131	Billy Butler, April 10, 2009-June 26, 2011
Games Most Hits:		
Two Games	9	Joe Randa, Sept. 7-9 (1st game), 2004
Three Games	12 (3x)	George Brett, May 8-10, 1976 Kevin Seitzer, Aug. 2-4, 1987 Johnny Damon, July 18-20, 2000
Four Games	15 (2x)	George Brett, May 8-11, 1976 Johnny Damon, July 18-21, 2000
Five Games	18	George Brett, May 8-12, 1976
Six Games	21	George Brett, May 8-13, 1976
Games Most Extra Base Hits:		
Two Games	6 (3x)	Ed Kirkpatrick, Sept. 28-30, 1969 (4 HR, 1 3B, 1 2B) Hal McRae, Aug. 27, 1974 (5 2B, 1 HR) George Brett, April 17-20, 1983 (3 2B, 3 3B)
Games with an Extra Base Hit	8	Danny Tartabull, June 25-July 3, 1991 (3 2B, 5 HR)
Times Reaching First Base	11 (3x)	Amos Otis, April 30-May 2, 1970 (8 hits, 3 walks) Steve Braun, Aug. 7-17, 1978 (5 hits, 6 walks) Joe Randa, June 8-12, 1999 (10 hits, 1 walk)
Times Leading off Game with a Hit	10	Johnny Damon, April 26-May 7, 2000 (ML record)
Games With a Run Scored	14	Johnny Damon, Aug. 5-19, 2000
Games, RBI:		
Two Games	10	Raul Ibanez, July 14-15, 2002 (1st game)
Three Games	13	Raul Ibanez, July 14-15, 2002
Games with an RBI	13	Mike Sweeney, June 23-July 4, 1999 (total 19 RBI)
Games with a Home Run	5	Mike Sweeney, June 25-29, 2002
At Bats with a Home Run	4	Bo Jackson, July 17, 1990 at New York (3 at bats) and Aug. 26, 1990 vs. Seattle (1st at bat)
Games with a Walk	14 (2x)	John Mayberry, July 2-16, 1973 (22 walks) Jeff King, April 17-May 14, 1997 (20 walks)
Games without an unintentional walk	65	Tony Pena, May 6-July 25, 2007 (244 plate appearances)
Walks	6	Terry Shumpert, Aug. 28-31, 1991
Games with a Strikeout	22	Mark Teahen, June 16-July 14, 2007
Strikeouts	9 (plate appearances)	Steve Balboni, Aug. 20-23, 1984 Bo Jackson, Sept. 16-19, 1988 Steve Balboni, Aug. 20-24, 1984
Pinch Hits	5	Richie Scheinblum, May 30-June 7, 1972
Games, RBI, Pinch Hitting	4 (2x)	Richie Scheinblum, June 1-7, 1972 (5 RBI) Dave McCarty, July 9-Aug. 5, 2000 (5 RBI)
Games Reaching Base, Pinch Hitting	7	Ed Kirkpatrick (5 H, 3 BB), May 14-Aug. 7, 1971



INDIVIDUAL PITCHING

Winning Decisions, Starter	12	Rich Gale, June 17-Aug. 23, 1980
Winning Decisions, Reliever	12	Doug Bird, Sept. 1, 1975-July 28, 1977
Losing Decisions	10	Tom Gordon, Aug. 22, 1991-May 24, 1992
Losing Decisions, Starter	9 (3x)	Jeff Suppan, July 23-Sept. 18, 2002
		Brian Anderson, April 25-July 19, 2004
		Brian Bannister, June 29-Sept. 9, 2008
Losing Starts	9 (3x)	Jeff Suppan, July 23-Sept. 18, 2002
		Brian Anderson, April 25-July 19, 2004
		Brian Bannister, June 29-Sept. 9, 2008
Complete Games	7 (2x)	Dick Drago, July 15-Aug. 13, 1971
		Dennis Leonard, Sept. 3-Oct. 2, 1977
Games in Relief	6	Ted Abernathy, Sept. 13 (1st game)-20, 1970
Games Started and Won vs. One Club	9	Paul Splittorff vs. Chicago, April 14, 1973-July 3, 1974
Decisions Won vs. One Club	10	Larry Gura vs. Toronto, May 1, 1977-July 20, 1982
Complete Games vs. One Club	5	Dick Drago vs. California, April 6-Sept. 21, 1971
Hitless Innings	16	Steve Busby, June 14-24, 1974 (3 games)
Shutout Games	3	David Cone, May 11-22, 1994 (vs. MIN, 9-0; at SEA, 4-0; at CAL, 4-0)
Scoreless Innings, Starter	38.0	Zack Greinke, Sept. 18, 2008-April 24, 2009
Scoreless Innings, Reliever	31.2	Wade Davis, June 27-Sept. 15, 2014
Scoreless Innings vs. One Club	29.0	Paul Splittorff vs. Chicago, Sept 11, 1972-July 31, 1973
Innings, No Earned Runs	43.0	Zack Greinke, Sept. 18, 2008-April 24, 2009
Innings, No Home Runs	133.1	Mark Gubicza, Sept. 21, 1988-June 7, 1989
Innings, No Home Runs, Relief	125.2	Wade Davis, Sept. 4, 2013-July 28, 2015
Innings, No Walks Issued	44.1	Doug Bird, May 28-July 1, 1976
Home Runs Off	3 (6x)	Dennis Leonard at Oakland, June 19, 1979
		Brad Rigby vs. Minnesota, April 9, 2000
		Dan Murray vs. Oakland, June 16, 2000
		Chad Durbin at Oakland, June 23, 2000
		Zack Greinke at Seattle, Aug. 27, 2004
		Joel Peralta at Chicago, Aug. 14, 2008
Strikeouts	8	Blake Stein at Milwaukee, June 17, 2001 (tied A.L. record)
Batters Retired	33	Steve Busby at Milwaukee, June 19, 1974 (last 24 batters)
		vs. Chicago, June 24, 1974 (first 9 batters) (AL record)
Batters Retired, Start of Game	21	Bret Saberhagen vs. Seattle, June 21, 1985
Batters Faced Without Allowing a Hit	54	Steve Busby, June 14-24, 1974 (51 outs, 3 walks in 3-game period)
Relief App. Striking Out At Least 1 Batter	32	Jeff Montgomery, June 18-Sept. 5, 1989

INDIVIDUAL FIELDING

Games No Errors:		
First Baseman	120	Eric Hosmer, Aug. 15, 2016-July 3, 2017
Second Baseman	77	Mark Grudzielanek, April 3, 2006-July 8, 2006
Shortstop	60	Rey Sanchez, April 21-July 8, 2000
Third Baseman	75	Joe Randa, Sept. 8, 2002-June 19, 2003
Outfielder	64	David DeJesus, Sept. 16, 2008-July 22, 2010
Catcher	240	Ed Kirkpatrick, April 30-July 29, 1972
Pitcher	125	Al Fitzmorris, June 21, 1971-July 3, 1975
Innings Making Double Plays		
First Baseman	4 (2x)	Latest: Billy Butler vs. Toronto, April 30, 2009
Second Baseman	4	Frank White vs. California (1st game), Sept. 10, 1983
Shortstop	3 (5x)	Latest: Alcides Escobar at Los Angeles-AL, June 12, 2011
Third Baseman	3	Paul Schaal vs. Cleveland, April 25, 1971
Games As Part Of Double Plays:		
First Baseman	14	Steve Balboni, May 10-24, 1985
Second Baseman	10	Fred Patek, May 17-29, 1973
Shortstop	10	Angel Berroa, June 7-17, 2006
Putouts, Game, Outfielder	5 (2x)	Willie Wilson vs. Texas, May 14, 1982
		Michael Tucker vs. Tampa Bay, Aug. 2, 2003



WINNING/LOSING STREAKS

WINS-ALL GAMES

Length	Year	Details
16	1977	Aug. 31 (vs. Texas) - Sept. 15 (vs. Oakland), snapped: Sept. 16 (loss vs. Seattle)
14	1994	July 23 (at Detroit) - Aug. 5 (vs. Seattle), snapped: Aug. 6 (loss vs. Seattle)
10	1977	Aug. 17 (at Cleveland) - Aug. 26 (at Baltimore), snapped: Aug. 27 (loss at Baltimore)
	1978	July 14 (at Milwaukee) - July 24 (vs. New York), snapped: July 25 (loss vs. New York)
	2014	June 7 (vs. New York) - June 18 (at Detroit), snapped: June 19 (loss at Detroit)
9	1989	Aug. 15 (at Chicago) - Aug. 23 (vs. California), snapped: Aug. 24 (loss vs. California)
	2002	July 13 (vs. Anaheim) - July 20 (1st game, vs. Cleveland), snapped: July 20 (2nd game, loss vs. Cleveland)
	2003	March 31 (vs. Chicago) - April 12 (at Cleveland), snapped: April 13 (loss at Cleveland)
	2013	July 23 (vs. Baltimore) - Aug. 1 (at Minnesota), snapped: Aug. 2 (loss at Miami-NL)
	2016	Aug. 14 (at Minnesota) - Aug. 23 (at Miami), snapped: Aug. 24 (loss at Miami)
	2017	July 19 (vs. Detroit) - July 28 (at Boston), snapped: July 29 (loss at Boston)

LOSSES-ALL GAMES

Length	Year	Details
19	2005	July 28 (at Tampa Bay) - Aug. 19 (at Oakland), snapped: Aug. 20 (win at Oakland)
13	2006	May 12 (at Baltimore) - May 25 (vs. Detroit), snapped: May 26 (win at New York)
12	1997	June 28 (vs. Milwaukee) - July 13 (vs. Chicago), snapped: July 14 (win vs. Milwaukee)
	2008	May 19 (at Boston) - May 30 (vs. Cleveland), snapped: May 31 (win vs. Cleveland)
	2012	April 11 (at Oakland) - April 24 (at Cleveland), snapped: April 25 (win at Cleveland)
11	1986	June 27 (at Minnesota) - July 8 (vs. Baltimore), snapped: July 9 (win vs. Baltimore)
	2006	April 9 (vs. Chicago) - April 21 (vs. Cleveland), snapped: April 22 (win vs. Cleveland)
10	1991-92	Oct. 4 (at California) - April 13 (vs. Oakland), snapped: April 14 (win vs. Oakland)
	2009	July 10 (at Boston) - July 24 (vs. Texas), snapped: July 25 (win vs. Texas)

WINS-HOME GAMES

Length	Year	Details
13	1977	July 10 (vs. Oakland) - Aug. 7 (vs. Chicago), snapped: Aug. 8, 1st game (loss vs. California)
	1994	July 17 (vs. Detroit) - Aug. 5 (vs. Seattle), snapped: Aug. 6 (loss vs. Seattle)
12	2002-03	Sept. 26 (vs. Detroit) - May 5 (vs. Boston), snapped: May 6 (loss vs. Boston)
9	1977	Aug. 31 (vs. Texas) - Sept. 15, 2nd game (vs. Oakland), snapped: Sept. 16 (loss vs. Seattle)
	1978	July 7 (vs. Baltimore) - July 24 (vs. New York), snapped: July 25 (loss vs. New York)
	1985	Aug. 26 (vs. Texas) - Sept. 8 (vs. Milwaukee), snapped: Sept. 16 (loss vs. Seattle)
	1987	May 2 (vs. Cleveland) - May 19 (vs. Boston), snapped: May 20 (loss vs. Boston)
	1988	May 28 (vs. Texas) - June 8 (vs. Oakland), snapped: June 17 (loss vs. California)
	1991	July 20 (vs. Detroit) - Aug. 9 (vs. Cleveland), snapped: Aug. 10 (loss vs. Cleveland)
	2002	July 13 (vs. Anaheim) - July 20 (1st game, vs. Cleveland), snapped: July 20 (2nd game, loss vs. Cleveland)
	2016	May 27 (vs. Chicago) - June 15 (vs. Cleveland), snapped: June 16 (loss vs. Cleveland)

LOSSES-HOME GAMES

Length	Year	Details
11	2011-12	Sept. 21 (vs. Detroit) - April 23 (vs. Toronto), snapped: May 3 (win vs. New York)
	2013	May 6 (vs. Chicago) - June 4 (vs. Minnesota), snapped: June 5 (win vs. Minnesota)
9	2005	Aug. 5 (vs. Oakland) - Aug. 23 (vs. Boston), snapped: Aug. 24 (win vs. Boston)
	2006	May 19 (vs. St. Louis) - June 7 (vs. Texas), snapped: June 8 (win vs. Texas)
8	1970	April 10 (vs. California) - April 29 (vs. Detroit), snapped: April 30 (win vs. Detroit)
	1974	Aug. 28 (vs. Cleveland) - Sept. 5 (vs. Minnesota), snapped: Sept. 7 (win vs. Minnesota)
	1991	June 22 (vs. Baltimore) - July 6 (vs. Oakland), snapped: July 7 (win vs. Oakland)
	2002	Aug. 26 (vs. Oakland) - Sept. 10 (vs. Chicago), snapped: Sept. 1 (win vs. Chicago)

WINS-ROAD GAMES

Length	Year	Details
11	1977	Sept. 5 (at Seattle) - Sept. 25, 2nd game (at California), snapped: Sept. 26 (loss at Oakland)
8	1975	Sept. 1, 2nd game (at Chicago) - Sept. 7 (at California), snapped: Sept. 8 (loss at Oakland)
	1980	Aug. 10 (at Toronto) - Sept. 5 (at Cleveland), snapped: Sept. 6 (loss at Cleveland)
	2008	Sept. 13, 1st game (at Cleveland) - Sept. 27 (at Minnesota), snapped: Sept. 28 (loss at Minnesota)
	2014	June 2 (at St. Louis) - June 18 (at Detroit), snapped: June 19 (loss at Detroit)
7	1973	April 7 (at California) - April 28 (at Detroit), snapped: April 29 (loss at Detroit)
	1976-77	Sept. 29 (at Oakland) - April 24, 1st game (at Seattle), snapped: April 24, 2nd game (at Seattle)
	1989	Aug. 15 (at Chicago) - Sept. 1 (at Texas), snapped: Sept. 2 (loss at Texas)

LOSSES-ROAD GAMES

Length	Year	Details
13	2005-06	Oct. 2 (at Toronto) - May 3 (at Minnesota), snapped: May 4 (win at Minnesota)
12	1991-92	Sept. 25 (at Oakland) - April 25 (at Toronto), snapped: April 26 (win at Toronto)
	1997	June 23 (at Chicago) - July 18 (at Seattle), snapped: July 19 (win at Seattle)
	2005	July 21 (at Cleveland) - Aug. 19 (at Oakland), snapped: Aug. 20 (win at Oakland)
11	2008	May 19 (at Boston) - June 5 (at Chicago), snapped: June 6 (win at New York)
10	1986	June 18 (at Oakland) - July 6 (at Cleveland), snapped: July 21 (win at Baltimore)
	2002	July 7 (at Oakland) - Aug. 4 (at Minnesota), snapped: Aug. 5 (win at Minnesota)
9	1999	Aug. 20 (at Tampa Bay) - Sept. 1 (at Boston), snapped: Sept. 2 (win at Boston)
	2000	April 14 (at New York) - April 23 (at Seattle), snapped: May 8 (win at Detroit)
	2005	May 9 (at Toronto) - May 29 (at Los Angeles), snapped: June 7 (win at San Francisco)
	2016	May 25 (at Minnesota) - June 10 (at Chicago), snapped: June 11 (win at Chicago)



GAMES PLAYED

1.	162+	Aldices Escobar	2017
	162+	Aldices Escobar	2016
	162+	Aldices Escobar	2014
	162+	Billy Butler	2013
	162+	Carlos Beltran	2002
	162+	Hal McRae	1977
	162+	Al Cowens	1977
8.	161	Billy Butler	2012
	161	Alex Gordon	2012
	161	Johnny Damon	1998
	161	Kevin Seitzer	1987
	161	Willie Wilson	1980
	161	John Mayberry	1976
	161	Paul Schaal	1971

AT BATS

1.	705*	Willie Wilson	1980
2.	663	Carlos Beltran	1999
3.	658	Melky Cabrera	2011
4.	655	Johnny Damon	2000
5.	645	George Brett	1979
	645*	George Brett	1976
7.	642	Alex Gordon	2012
	642	Johnny Damon	1998
9.	641	Kevin Seitzer	1987
	641	Hal McRae	1977

RUNS SCORED

1.	136*	Johnny Damon	2000
2.	133*	Willie Wilson	1980
3.	119	George Brett	1979
4.	114	Carlos Beltran	2002
5.	113	Willie Wilson	1979
6.	112	Carlos Beltran	1999
7.	108	George Brett	1985
8.	107	Jermaine Dye	2000
9.	106	Carlos Beltran	2001
10.	105	Mike Sweeney	2000
	105	Kevin Seitzer	1987
	105	George Brett	1977

HITS

1.	230*	Willie Wilson	1980
2.	215*	George Brett	1976
3.	214	Johnny Damon	2000
4.	212*	George Brett	1979
5.	207+	Kevin Seitzer	1987
6.	206	Mike Sweeney	2000
7.	201	Melky Cabrera	2011
8.	197	Joe Randa	1999
9.	195*	George Brett	1975
10.	194	Carlos Beltran	1999
	194	Willie Wilson	1982

DOUBLES

1.	54	Hal McRae	1977
2.	51*	Alex Gordon	2012
	51	Billy Butler	2009
4.	47	Jeff Francoeur	2011
5.	46	Mike Sweeney	2001
	46+	Hal McRae	1982
7.	45	Alex Gordon	2011
	45	Billy Butler	2010
	45+	George Brett	1990
	45	Frank White	1982
	45*	George Brett	1978

TRIPLES

1.	21*	Willie Wilson	1985
2.	20*	George Brett	1979
3.	15*	Willie Wilson	1987
	15*	Willie Wilson	1982
	15+	Willie Wilson	1980
6.	14	Al Cowens	1977
	14*	George Brett	1976
8.	13*	Jose Offerman	1998
	13	Willie Wilson	1979
	13	George Brett	1977
	13+	George Brett	1975

HOME RUNS

1.	38	Mike Moustakas	2017
2.	36	Steve Balboni	1985
3.	35	Gary Gaetti	1995
4.	34	Dean Palmer	1998
	34	Danny Tartabull	1987
	34	John Mayberry	1975
7.	33	Jermaine Dye	2000
8.	32	Bo Jackson	1989
9.	31	Danny Tartabull	1991
10.	30	Kendrys Morales	2016
	30	Chili Davis	1997
	30	George Brett	1985

RUNS BATTED IN

1.	144	Mike Sweeney	2000
2.	133*	Hal McRae	1982
3.	119	Jermaine Dye	1999
	119	Dean Palmer	1998
5.	118	Jermaine Dye	2000
	118	George Brett	1980
7.	112	Jeff King	1997
	112	George Brett	1985
	112	Darrell Porter	1979
	112	Al Cowens	1977

BATTING AVERAGE

1.	.390*	George Brett	1980
2.	.340	Mike Sweeney	2002
3.	.335	George Brett	1985
4.	.333	Mike Sweeney	2000
	.333*	George Brett	1976
6.	.332	Hal McRae	1976
7.	.332*	Willie Wilson	1982
8.	.329*	George Brett	1990
9.	.329	George Brett	1979
10.	.327	Johnny Damon	2000

WALKS

1.	122*	John Mayberry	1973
2.	121*	Darrell Porter	1979
3.	119*	John Mayberry	1975
4.	103	George Brett	1985
	103	Paul Schaal	1971
6.	102	Kevin Seitzer	1989
7.	89	Jose Offerman	1998
	89	Jeff King	1997
9.	85	Chili Davis	1997
10.	84	Mike Fiore	1969

* - League Leader
 + - Tied for League Lead
 Current Royals in **BOLD**



TOP 10 BATTING - SEASON (CONT.)

STRIKEOUTS


1.	172*	Bo Jackson.....	1989
2.	166*	Steve Balboni.....	1985
3.	158	Bo Jackson.....	1987
4.	148	Alex Gordon.....	2016
5.	146	Bo Jackson.....	1988
	146	Steve Balboni.....	1986
7.	141	Alex Gordon.....	2013
8.	140	Alex Gordon.....	2012
9.	139	Alex Gordon.....	2011
	139	Steve Balboni.....	1984

HIT BY PITCH

1.	23*	David DeJesus.....	2007
2.	18	Angel Berroa.....	2003
	18	Mike Macfarlane.....	1994
4.	16	Sal Fasano.....	1998
	16	Mike Macfarlane.....	1993
6.	15+	Mike Sweeney.....	2000
	15	Mike Macfarlane.....	1992
8.	14	Angel Berroa.....	2005
	14	Keith Miller.....	1992
	14	Alex Gordon.....	2017
	14	Alex Gordon.....	2015

STOLEN BASES

1.	83*	Willie Wilson.....	1979
2.	79	Willie Wilson.....	1980
3.	66	Tom Goodwin.....	1996
4.	59	Willie Wilson.....	1987
	59	Willie Wilson.....	1983
6.	53+	Fred Patek.....	1977
7.	52*	Amos Otis.....	1971
8.	51	Fred Patek.....	1976
9.	50	Tom Goodwin.....	1995
	50	Vince Coleman.....	1994



Willie Wilson swiped a club record 83 bases in 1979, which led the Major Leagues that season.

TOTAL BASES

1.	363	George Brett.....	1979
2.	337	Jermaine Dye.....	2000
3.	332	Hal McRae.....	1982
4.	330	Hal McRae.....	1978
5.	324	Johnny Damon.....	2000
6.	323	Mike Sweeney.....	2000
7.	322	George Brett.....	1985
8.	320	Jermaine Dye.....	1999
9.	319	Carlos Beltran.....	2002
10.	318	Al Cowens.....	1977

EXTRA BASE HITS

1.	86	Hal McRae.....	1977
2.	85	George Brett.....	1979
3.	81	Hal McRae.....	1982
4.	80	Carlos Beltran.....	2002
5.	79	Jermaine Dye.....	1999
6.	76	Jermaine Dye.....	2000
7.	75	Mike Sweeney.....	2001
8.	73	Billy Butler.....	2009
	73	George Brett.....	1985
	73	John Mayberry.....	1975

SLUGGING PERCENTAGE

1.	.664*	George Brett.....	1980
2.	.599	Bob Hamelin.....	1994
3.	.593*	Danny Tartabull.....	1991
4.	.585*	George Brett.....	1985
5.	.563	George Brett.....	1979
6.	.563	Mike Sweeney.....	2002
7.	.563*	George Brett.....	1983
8.	.561	Jermaine Dye.....	2000
9.	.547	John Mayberry.....	1975
10.	.542	Mike Sweeney.....	2001

ON-BASE PERCENTAGE

1.	.454	George Brett.....	1980
2.	.436	George Brett.....	1985
3.	.421	Darrell Porter.....	1979
4.	.417*	John Mayberry.....	1973
5.	.417	Mike Sweeney.....	2002
6.	.416	John Mayberry.....	1975
7.	.407	Mike Sweeney.....	2000
8.	.407*	Hal McRae.....	1976
9.	.403	Jose Offerman.....	1998
10.	.401	George Brett.....	1986

ON-BASE PLUS SLUGGING (OPS)

1.	1.118*	George Brett.....	1980
2.	1.022*	George Brett.....	1985
3.	.990	Danny Tartabull.....	1991
4.	.987	Bob Hamelin.....	1994
5.	.979	Mike Sweeney.....	2002
6.	.963	John Mayberry.....	1975
7.	.951	Jermaine Dye.....	2000
8.	.947*	George Brett.....	1983
9.	.939	George Brett.....	1979
10.	.931	Danny Tartabull.....	1987

* - League Leader
+ - Tied for League Lead
Current Royals in **BOLD**



GAMES PLAYED

1.	2707	George Brett	1973-93
2.	2324	Frank White	1973-90
3.	1891	Amos Otis	1970-83
4.	1837	Hal McRae	1973-87
5.	1787	Willie Wilson	1976-90
6.	1412	Alex Gordon	2007-17
7.	1282	Mike Sweeney	1995-2007
8.	1245	Fred Patek	1971-79
9.	1166	Billy Butler	2007-14
10.	1105	Alcides Escobar	2011-17

AT BATS

1.	10349	George Brett	1973-93
2.	7859	Frank White	1973-90
3.	7050	Amos Otis	1970-83
4.	6799	Willie Wilson	1976-90
5.	6568	Hal McRae	1973-87
6.	5166	Alex Gordon	2007-17
7.	4669	Mike Sweeney	1995-2007
8.	4317	Billy Butler	2007-14
9.	4305	Fred Patek	1971-79
10.	4187	Alcides Escobar	2011-17

RUNS SCORED

1.	1583	George Brett	1973-93
2.	1074	Amos Otis	1970-83
3.	1060	Willie Wilson	1976-90
4.	912	Frank White	1973-90
5.	873	Hal McRae	1973-87
6.	719	Alex Gordon	2007-17
7.	700	Mike Sweeney	1995-2007
8.	571	Fred Patek	1971-79
9.	547	Eric Hosmer	2011-17
10.	546	Carlos Beltran	1998-2004

HITS

1.	3154	George Brett	1973-93
2.	2006	Frank White	1973-90
3.	1977	Amos Otis	1970-83
4.	1968	Willie Wilson	1976-90
5.	1924	Hal McRae	1973-87
6.	1398	Mike Sweeney	1995-2007
7.	1337	Alex Gordon	2007-17
8.	1273	Billy Butler	2007-14
9.	1132	Eric Hosmer	2011-17
10.	1096	Alcides Escobar	2011-17

DOUBLES

1.	665	George Brett	1973-93
2.	449	Hal McRae	1973-87
3.	407	Frank White	1973-90
4.	365	Amos Otis	1970-83
5.	298	Alex Gordon	2007-17
6.	297	Mike Sweeney	1995-2007
7.	276	Billy Butler	2007-14
8.	241	Willie Wilson	1976-90
9.	223	Joe Randa	1995-96, 1999-2004
10.	206	Eric Hosmer	2011-17

TRIPLES

1.	137	George Brett	1973-93
2.	133	Willie Wilson	1976-90
3.	65	Amos Otis	1970-83
4.	63	Hal McRae	1973-87
5.	58	Frank White	1973-90
6.	47	Johnny Damon	1995-2000
7.	45	Carlos Beltran	1998-2004
		David DeJesus	2003-10
9.	44	Al Cowens	1974-79
10.	41	Fred Patek	1971-79

HOME RUNS

1.	317	George Brett	1973-93
2.	197	Mike Sweeney	1995-2007
3.	193	Amos Otis	1970-83
4.	169	Hal McRae	1973-87
5.	160	Frank White	1973-90
6.	160	Alex Gordon	2007-17
7.	143	John Mayberry	1972-77
8.	127	Billy Butler	2007-14
	127	Eric Hosmer	2011-17
10.	124	Danny Tartabull	1987-91

RUNS BATTED IN

1.	1596	George Brett	1973-93
2.	1012	Hal McRae	1973-87
3.	992	Amos Otis	1970-83
4.	886	Frank White	1973-90
5.	837	Mike Sweeney	1995-2007
6.	628	Billy Butler	2007-14
7.	608	Alex Gordon	2007-17
8.	566	Eric Hosmer	2011-17
9.	552	John Mayberry	1972-77
10.	533	Joe Randa	1995-96, 1999-2004

BATTING AVERAGE

1.	.305	George Brett	1973-93
2.	.299	Mike Sweeney	1995-2007
3.	.295	Billy Butler	2007-14
4.	.294	Kevin Seitzer	1986-91
5.	.293	Wally Joyner	1992-95
6.	.293	Hal McRae	1973-87
7.	.292	Johnny Damon	1995-2000
8.	.290	Danny Tartabull	1987-91
9.	.289	Willie Wilson	1976-90
10.	.289	David DeJesus	2003-10

WALKS

1.	1096	George Brett	1973-93
2.	739	Amos Otis	1970-83
3.	616	Hal McRae	1973-87
4.	565	Alex Gordon	2007-17
5.	561	John Mayberry	1972-77
6.	484	Mike Sweeney	1995-2007
7.	427	Billy Butler	2007-14
8.	413	Fred Patek	1971-79
9.	412	Frank White	1973-90
10.	369	Kevin Seitzer	1987-91

*Led League

+Tied for league lead

Career batting average based on a minimum of 500 games played; slugging, on-base percentage based on 2,000 plate appearances.



TOP 10 BATTING - CAREER (CONT.)

STRIKEOUTS

1.	1274	Alex Gordon	2007-17
2.	1035	Frank White	1973-90
3.	990	Willie Wilson	1976-90
4.	953	Amos Otis	1970-83
5.	908	George Brett	1973-93
6.	714	Eric Hosmer	2011-17
7.	697	Hal McRae	1973-87
	697	Billy Butler	2007-14
9.	638	Bo Jackson	1986-90
10.	613	Alcides Escobar	2011-17

HIT BY PITCH

1.	89	Alex Gordon	2007-17
1.	78	Mike Macfarlane	1987-94, 1996-98
3.	74	Hal McRae	1973-87
4.	71	David DeJesus	2003-10
5.	66	Mike Sweeney	1995-2007
6.	54	Willie Wilson	1976-90
7.	49	Angel Berroa	2001-07
8.	38	Joe Randa	1995-96, 1999-2003
9.	36	Alcides Escobar	2011-17
10.	33	George Brett	1973-93

STOLEN BASES

1.	612	Willie Wilson	1976-90
2.	340	Amos Otis	1970-83
3.	336	Fred Patek	1971-79
4.	201	George Brett	1973-93
5.	178	Frank White	1973-90
6.	176	Jarrod Dyson	2010-16
7.	164	Carlos Beltran	1998-2004
8.	156	Johnny Damon	1995-2000
9.	152	Alcides Escobar	2011-17
10.	150	Tom Goodwin	1994-97

TOTAL BASES

1.	5044	George Brett	1973-93
2.	3051	Amos Otis	1970-83
3.	3009	Frank White	1973-90
4.	3006	Hal McRae	1973-87
5.	2595	Willie Wilson	1976-90
6.	2296	Mike Sweeney	1995-2007
7.	2165	Alex Gordon	2007-17
8.	1938	Billy Butler	2007-14
9.	1751	Eric Hosmer	2011-17
10.	1611	Joe Randa	1995-96, 1999-2004

EXTRA BASE HITS

1.	1119	George Brett	1973-93
2.	681	Hal McRae	1973-87
3.	625	Frank White	1973-90
4.	623	Amos Otis	1970-83
5.	499	Mike Sweeney	1995-2007
6.	483	Alex Gordon	2007-17
7.	414	Willie Wilson	1976-90
8.	407	Billy Butler	2007-14
9.	349	Eric Hosmer	2011-17
10.	332	Joe Randa	1995-96, 1999-2004

SLUGGING PERCENTAGE

1.	.518	Danny Tartabull	1987-91
2.	.492	Mike Sweeney	1995-2007
3.	.487	George Brett	1973-93
4.	.483	Carlos Beltran	1998-2004
5.	.480	Bo Jackson	1986-90
6.	.477	Jermaine Dye	1997-2001
7.	.469	Willie Aikens	1980-83
8.	.459	Steve Balboni	1984-88
9.	.458	Hal McRae	1973-87
10.	.449	Billy Butler	2007-14

ON-BASE PERCENTAGE

1.	.380	Kevin Seitzer	1986-91
2.	.376	Danny Tartabull	1987-91
3.	.375	Darrell Porter	1977-80
4.	.374	John Mayberry	1972-77
5.	.371	Wally Joyner	1992-95
6.	.369	Mike Sweeney	1995-2007
7.	.369	George Brett	1973-93
8.	.362	Willie Aikens	1980-83
9.	.360	David DeJesus	2003-10
10.	.360	Paul Schaal	1969-74

ON-BASE PLUS SLUGGING (OPS)

1.	.894	Danny Tartabull	1987-91
2.	.861	Mike Sweeney	1995-2007
3.	.857	George Brett	1973-93
4.	.835	Carlos Beltran	1998-2004
5.	.830	Willie Aikens	1980-83
6.	.822	John Mayberry	1972-77
7.	.820	Jermaine Dye	1997-2001
8.	.814	Hal McRae	1973-87
9.	.809	Darrell Porter	1977-80
10.	.808	Billy Butler	2007-14

INTENTIONAL WALKS

1.	229	George Brett	1973-93
2.	73	John Mayberry	1972-77
3.	65	Hal McRae	1973-87
4.	59	Mike Sweeney	1995-2007
5.	54	Billy Butler	2007-14

INSIDE-THE-PARK HOME RUNS

1.	13	Willie Wilson	1976-90
2.	7	George Brett	1973-93
3.	6	Amos Otis	1970-83
4.	4	Brian McRae	1990-94
5.	3	Danny Tartabull	1987-91
	3	Frank White	1973-90
	3	John Wathan	1976-85
	3	Carlos Beltran	1998-2004
	3	David DeJesus	2003-10

GRAND SLAMS

1.	6	Frank White	1973-90
2.	5	Danny Tartabull	1987-91
3.	4	Carlos Beltran	1998-2004
4.	3	Alex Gordon	2007-2017
	3	Jermaine Dye	1997-2001
	3	Johnny Damon	1995-2000
	3	Mike Macfarlane	1987-94, 96-98
	3	Mike Sweeney	1995-2007
	3	Yuniesky Betancourt	2009-10, 2012



ERA

1.	2.08	Roger Nelson	1972
2.	2.16*	Zack Greinke	2009
3.	2.16*	Bret Saberhagen	1989
4.	2.46	Kevin Appier	1992
5.	2.56*	Kevin Appier	1993
6.	2.69	Charlie Leibrandt	1985
7.	2.70	Mark Gubicza	1988
8.	2.71	Mike Hedlund	1971
9.	2.72	Larry Gura	1978
10.	2.72	Larry Gura	1981

WINS

1.	23*	Bret Saberhagen	1989
2.	22	Steve Busby	1974
3.	21	Dennis Leonard	1978
4.	20	Mark Gubicza	1988
	20	Bret Saberhagen	1985
	20	Dennis Leonard	1980
	20*	Dennis Leonard	1977
	20	Paul Splittorff	1973
9.	19	Paul Splittorff	1978
10.	18+	Jason Vargas	2017
	18	Kevin Appier	1993
	18	Bret Saberhagen	1987
	18	Larry Gura	1982
	18	Larry Gura	1980
	18	Jim Colburn	1977
	18	Steve Busby	1975

WIN-LOSS PERCENTAGE (15+ DECISIONS)

1.	.800	Danny Duffy (12-3)	2016
	.800	Larry Gura (16-4)	1978
3.	.793*	Bret Saberhagen (23-6)	1989
4.	.769	Bret Saberhagen (20-6)	1985
5.	.762	David Cone (16-5)	1994
6.	.733	Doug Bird (11-4)	1977
7.	.727	Paul Splittorff (16-6)	1977
8.	.714	Mark Gubicza (20-8)	1988
9.	.692	Kevin Appier (18-8)	1993
10.	.684	Al Fitzmorris (13-6)	1974

LOSSES

1.	19	Darrell May	2004
	19	Paul Splittorff	1974
3.	18	Mark Gubicza	1987
	18	Danny Jackson	1987
	18+	Larry Gura	1983
6.	17	Zack Greinke	2005
	17	Paul Splittorff	1979
	17	Dennis Leonard	1978
	17	Dick Drago	1972
10.	16	Eight tied (last: Luke Hochevar, 2012)	

SHUTOUTS

1.	6	Roger Nelson	1972
2.	5+	Dennis Leonard	1979
	5	Dennis Leonard	1977
4.	4	Eight tied (last: Bret Saberhagen, 1989)	

GAMES STARTED

1.	40+	Dennis Leonard	1978
2.	38*	Dennis Leonard	1980
	38	Paul Splittorff	1978
	38	Steve Busby	1974
	38	Paul Splittorff	1973
6.	37	Larry Gura	1982
	37	Dennis Leonard	1977
	37	Paul Splittorff	1977
	37	Steve Busby	1973
10.	36	Mark Gubicza	1989
	36	Larry Gura	1980
	36	Paul Splittorff	1974

APPEARANCES

1.	84*	Dan Quisenberry	1985
2.	79+	Peter Moylan	2017
3.	76	Kelvin Herrera	2012
	76	Jason Grimsley	2003
5.	75*	Dan Quisenberry	1980
6.	74	Jimmy Gobble	2007
7.	73	Aaron Crow	2012
	73	Jason Grimsley	2001
	73	Scott Service	1998
	73	Jeff Montgomery	1990

COMPLETE GAMES

1.	21	Dennis Leonard	1977
2.	20	Dennis Leonard	1978
	20	Steve Busby	1974
4.	18	Steve Busby	1975
5.	16	Larry Gura	1980
	16	Dennis Leonard	1976
7.	15	Bret Saberhagen	1987
	15	Dick Drago	1971
9.	13	Paul Splittorff	1981
10.	12	Five tied (last: Bret Saberhagen*, 1989)	

SAVES

1.	47	Greg Holland	2013
2.	46	Greg Holland	2014
3.	45+	Jeff Montgomery	1993
	45*	Dan Quisenberry	1983
5.	44*	Dan Quisenberry	1984
6.	43	Joakim Soria	2010
7.	42	Joakim Soria	2008
8.	39	Jeff Montgomery	1992
9.	37*	Dan Quisenberry	1985
10.	36	Jeff Montgomery	1998

INNINGS PITCHED

1.	294.2	Dennis Leonard	1978
2.	292.2	Dennis Leonard	1977
3.	292.1	Steve Busby	1974
4.	283.1	Larry Gura	1980
5.	280.1	Dennis Leonard	1980
6.	269.2	Mark Gubicza	1988
7.	262.1*	Bret Saberhagen	1989
	262.0	Paul Splittorff	1978
	262.0	Paul Splittorff	1973
10.	260.2	Bret Saberhagen	1988

*Led League; +Tied for league lead
Single Season ERA based on a minimum 162 innings pitched



TOP 10 PITCHING - SEASON (CONT.)

STRIKEOUTS

1.	244	Dennis Leonard	1977
2.	242	Zack Greinke	2009
3.	207	Kevin Appier	1996
4.	206	Bob Johnson	1970
5.	198	Steve Busby	1974
6.	196	James Shields	2013
	196	Kevin Appier	1997
8.	193	Bret Saberhagen	1989
9.	191	David Cone	1993
10.	188	Danny Duffy	2016

BASERUNNERS PER 9 INNINGS

1.	7.89*	Roger Nelson	1972
2.	8.71*	Bret Saberhagen	1989
3.	9.30	Larry Gura	1981
4.	9.56*	Bret Saberhagen	1985
5.	9.81*	Zack Greinke	2009
6.	9.99	Kevin Appier	1994
7.	10.01	David Cone	1994
8.	10.03	Larry Gura	1978
9.	10.04	Bret Saberhagen	1991
10.	10.24	Kevin Appier	1992

HITS ALLOWED PER 9 INNINGS

1.	6.23	Roger Nelson	1972
2.	6.74	Tom Gordon	1989
3.	6.82	David Cone	1994
4.	6.90	Kevin Appier	1993
5.	6.93	Bruce Dal Canton	1974
6.	7.17	Bret Saberhagen	1989
7.	7.21	Kevin Appier	1992
8.	7.26	Larry Gura	1981
9.	7.26	David Cone	1993
10.	7.29	Kevin Appier	1995

WALKS PER 9 INNINGS

1.	1.41*	Doug Bird	1976
2.	1.45*	Bret Saberhagen	1985
3.	1.48	Bret Saberhagen	1989
4.	1.50	Paul Byrd	2002
5.	1.61	Roger Nelson	1972
6.	1.72	Dick Drago	1971
7.	1.74	James Shields	2014
8.	1.80*	Mark Gubicza	1994
9.	1.83	Larry Gura	1981
10.	1.83	Dennis Leonard	1981

HITS ALLOWED

1.	284	Steve Busby	1974
2.	283*	Dennis Leonard	1978
3.	279	Paul Splittorff	1973
4.	272	Larry Gura	1980
5.	271	Dennis Leonard	1980
6.	271*	Bret Saberhagen	1988
7.	267*	Chris Haney	1996
8.	262	Tim Belcher	1996
9.	252	Mark Gubicza	1989
	252	Paul Splittorff	1974
	252	Dick Drago	1973

WALKS+HITS/INNINGS PITCHED (WHIP)

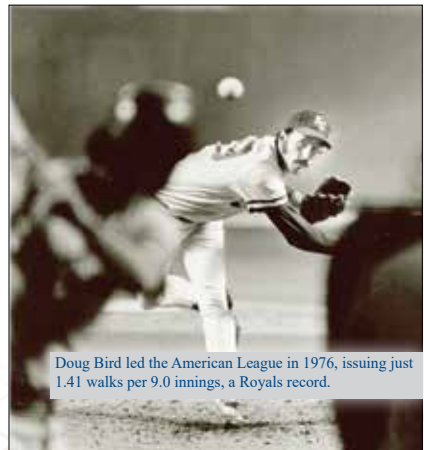
1.	0.87	Roger Nelson	1972
2.	0.96	Bret Saberhagen	1989
3.	1.01	Larry Gura	1981
4.	1.06	Bret Saberhagen	1985
5.	1.07	Bret Saberhagen	1991
6.	1.07	David Cone	1994
7.	1.07	Zack Greinke	2009
8.	1.10	Larry Gura	1978
9.	1.11	Kevin Appier	1993
10.	1.11	Dennis Leonard	1977

WALKS ALLOWED

1.	120	Mark Gubicza	1987
2.	114	David Cone	1993
3.	109	Danny Jackson	1987
4.	107	Pat Rapp	1998
5.	105	Steve Busby	1973
6.	102	Jim Rooker	1970
7.	100	Rich Gale	1978
8.	99	Tom Gordon	1990
	99	Rich Gale	1979
10.	94	Mac Suzuki	2000

HOME RUNS ALLOWED

1.	38	Darrell May	2004
2.	37*	Tim Belcher	1998
3.	36	Paul Byrd	2002
	36*	Jeff Suppan	2000
5.	34	Ian Kennedy	2017
6.	33	Ian Kennedy	2016
	33	Bruce Chen	2012
	33	Brian Anderson	2004
	33	Dennis Leonard	1979
10.	32	Jeff Suppan	2002



Doug Bird led the American League in 1976, issuing just 1.41 walks per 9.0 innings, a Royals record.

*Led League
*Tied for league lead
Single Season ratios based on a minimum 162 innings pitched



ERA

1.	2.55	Dan Quisenberry	1979-88
2.	3.05	Steve Farr	1985-90
3.	3.20	Jeff Montgomery	1988-99
4.	3.21	Bret Saberhagen	1984-91
5.	3.46	Al Fitzmorris	1969-76
6.	3.48	Marty Pattin	1974-80
7.	3.49	Kevin Appier	1989-99, 2003-2004
8.	3.52	Dick Drago	1969-73
9.	3.56	Doug Bird	1973-78
10.	3.60	Charlie Leibrandt	1984-89

WINS

1.	166	Paul Splittorff	1970-84
2.	144	Dennis Leonard	1974-86
3.	132	Mark Gubicza	1984-96
4.	115	Kevin Appier	1989-99, 2003-04
5.	111	Larry Gura	1976-85
6.	110	Bret Saberhagen	1984-91
7.	79	Tom Gordon	1988-95
8.	76	Charlie Leibrandt	1984-89
9.	70	Steve Busby	1972-80
	70	Al Fitzmorris	1969-76

WON-LOSS PERCENTAGE

1.	.593	Al Fitzmorris (70-48)	1969-76
2.	.587	Larry Gura (111-78)	1976-85
3.	.586	Steve Farr (34-24)	1985-90
4.	.585	Bret Saberhagen (110-78)	1984-91
5.	.576	Doug Bird (49-36)	1973-78
6.	.576	Dennis Leonard (144-106)	1974-86
7.	.565	Steve Busby (70-54)	1972-80
8.	.560	Rich Gale (42-33)	1978-81
9.	.556	Kevin Appier (115-92)	1989-99, 03-04
10.	.555	Charlie Leibrandt (76-61)	1984-1989

LOSSES

1.	143	Paul Splittorff	1970-84
2.	135	Mark Gubicza	1984-96
3.	106	Dennis Leonard	1974-86
4.	92	Kevin Appier	1989-99, 2003-2004
5.	78	Bret Saberhagen	1984-91
	78	Larry Gura	1976-85
7.	71	Tom Gordon	1988-95
8.	70	Dick Drago	1969-73
9.	67	Zack Greinke	2004-10
10.	65	Luke Hochevar	2007-16

SHUTOUTS

1.	23	Dennis Leonard	1974-86
2.	17	Paul Splittorff	1970-84
3.	16	Mark Gubicza	1984-96
4.	14	Bret Saberhagen	1984-91
	14	Larry Gura	1976-85
6.	11	Al Fitzmorris	1969-76
7.	10	Kevin Appier	1989-98, 2003-2004
	10	Charlie Leibrandt	1984-89
	10	Dick Drago	1969-73
10.	7	Three tied (last: Steve Busby, 1972-80)	

GAMES STARTED

1.	392	Paul Splittorff	1970-84
2.	327	Mark Gubicza	1984-96
3.	302	Dennis Leonard	1974-86
4.	275	Kevin Appier	1989-99, 2003-04
5.	226	Bret Saberhagen	1984-91
6.	219	Larry Gura	1976-85
7.	187	Charlie Leibrandt	1984-89
8.	169	Zack Greinke	2004-10
9.	160	Dick Drago	1969-73
10.	150	Steve Busby	1972-80

APPEARANCES

1.	686	Jeff Montgomery	1988-99
2.	573	Dan Quisenberry	1979-88
3.	429	Paul Splittorff	1970-84
4.	427	Joakim Soria	2007-11, 2016-17
5.	415	Kelvin Herrera	2011-2017
6.	382	Mark Gubicza	1984-96
7.	312	Dennis Leonard	1974-86
8.	310	Larry Gura	1976-85
9.	309	Greg Holland	2010-15
10.	292	Doug Bird	1973-78

COMPLETE GAMES

1.	103	Dennis Leonard	1974-86
2.	88	Paul Splittorff	1970-84
3.	64	Bret Saberhagen	1984-91
4.	61	Larry Gura	1976-85
5.	53	Steve Busby	1972-80
	53	Dick Drago	1969-73
7.	42	Mark Gubicza	1984-96
8.	35	Al Fitzmorris	1969-76
9.	34	Charlie Leibrandt	1984-89
10.	32	Kevin Appier	1989-99, 2003-2004

SAVES

1.	304	Jeff Montgomery	1988-99
2.	238	Dan Quisenberry	1979-88
3.	162	Joakim Soria	2007-11, 2016-17
4.	145	Greg Holland	2010-15
5.	58	Doug Bird	1973-78
6.	54	Roberto Hernandez	2001-2002
7.	50	Mike MacDougal	2001-2006
8.	49	Steve Farr	1985-90
9.	47	Wade Davis	2013-16
10.	43	Kelvin Herrera	2011-17

INNINGS PITCHED

1.	2554.2	Paul Splittorff	1970-84
2.	2218.2	Mark Gubicza	1984-96
3.	2187.1	Dennis Leonard	1974-86
4.	1342.0	Kevin Appier	1989-99, 2003-04
5.	1701.1	Larry Gura	1976-85
6.	1660.1	Bret Saberhagen	1984-91
7.	1257.0	Charlie Leibrandt	1984-89
8.	1149.2	Tom Gordon	1988-95
9.	1134.0	Dick Drago	1969-73
10.	1108.0	Zack Greinke	2004-10

Career ERA and won-loss percentage based on a minimum 500 innings pitched for Kansas City



TOP 10 PITCHING - CAREER (CONT.)

STRIKEOUTS

1.	1458	Kevin Appier	1989-99, 2003-04
2.	1366	Mark Gubicza	1984-96
3.	1323	Dennis Leonard	1974-86
4.	1093	Bret Saberhagen	1984-91
5.	1057	Paul Splittorff	1970-84
6.	999	Tom Gordon	1988-95
7.	931	Zack Greinke	2004-10
8.	720	Jeff Montgomery	1988-99
9.	702	Luke Hochevar	2007-16
10.	670	Danny Duffy	2011-17

BASERUNNERS PER 9 INNINGS

1.	10.35	Bret Saberhagen	1984-91
2.	10.41	Dan Quisenberry	1979-88
3.	11.25	Marty Pattin	1974-80
4.	11.37	Jeff Montgomery	1988-99
5.	11.37	Doug Bird	1973-78
6.	11.44	Kevin Appier	1989-99, 2003-04
7.	11.48	Larry Gura	1976-85
8.	11.57	Dennis Leonard	1974-86
9.	11.60	Buddy Black	1982-88
10.	11.70	Zack Greinke	2004-10

HITS ALLOWED PER 9 INNINGS

1.	8.05	Jeff Montgomery	1988-99
2.	8.14	Tom Gordon	1988-95
3.	8.16	Kevin Appier	1989-99, 2003-2004
4.	8.26	Steve Farr	1985-90
5.	8.41	Bret Saberhagen	1984-91
6.	8.42	Danny Duffy	2011-17
7.	8.51	Steve Busby	1972-80
8.	8.51	Larry Gura	1976-85
9.	8.63	Yordano Ventura	2013-16
10.	8.67	Buddy Black	1982-88

WALKS PER 9 INNINGS

1.	1.36	Dan Quisenberry	1979-88
2.	1.79	Bret Saberhagen	1984-91
3.	2.27	Zack Greinke	2004-10
4.	2.35	Jeremy Guthrie	2012-15
5.	2.37	Marty Pattin	1974-80
6.	2.37	Doug Bird	1973-78
7.	2.46	Dick Drago	1969-73
8.	2.56	Dennis Leonard	1974-86
9.	2.57	Charlie Leibrandt	1984-89
10.	2.66	Buddy Black	1982-88

HITS ALLOWED

1.	2644	Paul Splittorff	1970-84
2.	2226	Mark Gubicza	1984-96
3.	2137	Dennis Leonard	1974-86
4.	1671	Kevin Appier	1989-99, 2003-04
5.	1628	Larry Gura	1976-85
6.	1551	Bret Saberhagen	1984-91
7.	1294	Charlie Leibrandt	1984-89
8.	1162	Dick Drago	1969-73
9.	1121	Zack Greinke	2004-10
10.	1075	Al Fitzmorris	1969-76

WALKS

1.	783	Mark Gubicza	1984-96
2.	780	Paul Splittorff	1970-84
3.	634	Kevin Appier	1989-99, 2003-04
4.	622	Dennis Leonard	1974-86
5.	587	Tom Gordon	1988-95
6.	503	Larry Gura	1976-85
7.	433	Steve Busby	1972-80
8.	359	Al Fitzmorris	1969-76
	359	Charlie Leibrandt	1984-89
10.	331	Bret Saberhagen	1984-91

HOME RUNS ALLOWED

1.	202	Dennis Leonard	1974-86
2.	192	Paul Splittorff	1970-84
3.	166	Larry Gura	1976-85
4.	153	Mark Gubicza	1984-96
5.	138	Kevin Appier	1989-99, 2003-2004
6.	126	Bret Saberhagen	1984-91
7.	123	Jeff Suppan	1998-2002
8.	116	Luke Hochevar	2007-15
9.	112	Zack Greinke	2004-10
10.	102	Charlie Leibrandt	1984-89



Jeff Montgomery, the Royals' all-time saves leader, allowed 8.05 hits per 9.0 innings in his KC career.

Photo by Rick Stewart/Gretty Images

Stats per nine innings based on a minimum 500 innings pitched for Kansas City



BATTING LEADERS

GAMES (8)

161+	John Mayberry	1976
162+	Al Cowens	1977
162+	Hal McRae	1977
162+	Carlos Beltran	2002
162+	Billy Butler	2013
162+	Alcides Escobar	2014
162+	Alcides Escobar	2016
162+	Alcides Escobar	2017

AT BATS (3)

634	George Brett	1975
645	George Brett	1976
705	Willie Wilson	1980

BATTING AVERAGE (4)

.333	George Brett	1976
.390	George Brett	1980
.332	Willie Wilson	1982
.329	George Brett	1990

TOTAL BASES (1)

298	George Brett	1976
-----	--------------	------

RUNS SCORED (2)

133	Willie Wilson	1980
136	Johnny Damon	2000

HITS (5)

195	George Brett	1975
215	George Brett	1976
212	George Brett	1979
230	Willie Wilson	1980
207+	Kevin Seitzer	1987

PITCHING LEADERS

WINS (3)

20+	Dennis Leonard	1977
23	Bret Saberhagen	1989
18+	Jason Vargas	2017

LOSSES (3)

18	Larry Gura	1983
19	Darrell May	2004
17	Zack Greinke	2005

WINNING PERCENTAGE (1)

.793	Bret Saberhagen	1989
------	-----------------	------

ERA (3)

2.16	Bret Saberhagen	1989
2.56	Kevin Appier	1993
2.16	Zack Greinke	2009

STARTS (10)

40+	Dennis Leonard	1978
38	Dennis Leonard	1980
26+	Dennis Leonard	1981
36+	Mark Gubicza	1989
33	Mark Gubicza	1995
34+	Gil Meche	2007
34+	Gil Meche	2008
34+	Bruce Chen	2012
34+	James Shields	2013
34+	James Shields	2014

DOUBLES (8)

36+	Amos Otis	1970
33	Lou Piniella	1972
40	Amos Otis	1976
54	Hal McRae	1977
45	George Brett	1978
46+	Hal McRae	1982
45+	George Brett	1990
51	Alex Gordon	2012

TRIPLES (10)

11	Fred Patek	1971
13+	George Brett	1975
14	George Brett	1976
20	George Brett	1979
15+	Willie Wilson	1980
15	Willie Wilson	1982
21	Willie Wilson	1985
15	Willie Wilson	1987
11+	Willie Wilson	1988
13	Jose Offerman	1998

RUNS BATTED IN (1)

133	Hal McRae	1982
-----	-----------	------

ON-BASE PERCENTAGE (3)

.417	John Mayberry	1973
.407	Hal McRae	1976
.461	George Brett	1980

SLUGGING PCT. (4)

.664	George Brett	1980
.463	George Brett	1983
.585	George Brett	1985
.593	Danny Tartabull	1991

ON-BASE PLUS SLUGGING (4)

.868	Hal McRae	1976
1.118	George Brett	1980
.947	George Brett	1983
1.022	George Brett	1985

STOLEN BASES (5)

52	Amos Otis	1971
53	Fred Patek	1977
83	Willie Wilson	1979
46	Johnny Damon	2000
34	Whit Merrifield	2017

BASE ON BALLS (3)

122	John Mayberry	1973
119	John Mayberry	1975
121	Darrell Porter	1979

HIT BY PITCH (2)

15+	Mike Sweeney	2000
23	David DeJesus	2007

STRIKEOUTS (2)

166	Steve Balboni	1985
172	Bo Jackson	1989

COMPLETE GAMES (2)

12	Bret Saberhagen	1989
7	Paul Byrd	2002

SHUTOUTS (1)

5+	Dennis Leonard	1979
----	----------------	------

APPEARANCES (4)

75	Dan Quisenberry	1980
69	Dan Quisenberry	1983
84	Dan Quisenberry	1985
79	Peter Moylan	2017

SAVES (6)

33+	Dan Quisenberry	1980
35	Dan Quisenberry	1982
45	Dan Quisenberry	1983
44	Dan Quisenberry	1984
37	Dan Quisenberry	1985
45+	Jeff Montgomery	1993

INNINGS PITCHED (2)

201.2	Dennis Leonard	1981
262.1	Bret Saberhagen	1989

WALKS PER 9 INNINGS (4)

1.41	Doug Bird	1976
1.45	Bret Saberhagen	1985
1.80	Mark Gubicza	1994
2.01	Chris Haney	1996

WHIP (4)

0.87	Roger Nelson	1972
1.13	Buddy Black	1984
1.06	Bret Saberhagen	1985
0.96	Bret Saberhagen	1989

HITS ALLOWED (5)

283	Dennis Leonard	1978
202	Dennis Leonard	1981
271	Bret Saberhagen	1988
267	Chris Haney	1996
236	Jeremy Guthrie	2013

HOME RUNS ALLOWED (3)

30	Dennis Leonard	1980
37	Tim Belcher	1998
36	Jeff Suppan	2000

OUTFIELD ASSISTS (6)

15+	Amos Otis	1970
14	Willie Wilson	1981
17	Jermaine Dye	1999
20	Alex Gordon	2011
19	Jeff Francoeur	2012
17	Alex Gordon	2013



POSTSEASON RECORDS - SINGLE GAME

TEAM BATTING

Runs, Game, Royals	14
Runs, Game, Opponent	11 (Twice)
Runs, Inning, Royals	7
Runs, Inning, Opponent	6
Hits, Game, Royals	16
Hits, Game, Opponent	16 (Twice)
Doubles, Game, Royals	6
Doubles, Game, Opponent	5 (Twice)
Triples, Game, Royals	2 (Twice)
Triples, Game, Opponent	1 (Seven times)
Home Runs, Game, Royals	3 (Five times)
Home Runs, Game, Opponent	4
Extra-Base Hits, Game, Royals	7 (Thrice)
Extra-Base Hits, Game, Opponent	5 (Seven times)
Walks, Game, Royals	9
Walks, Game, Opponent	6 (Seven times)
Strikeouts, Game, Royals	15
Strikeouts, Game, Opponent	16
Most Left on Base, Game, Royals	13 (Twice)
Most Left on Base, Game, Opponent	15
Fewest Left on Base, Game, Royals	2 (Twice)
Fewest Left on Base, Game, Opponent	0
Stolen Bases, Game, Royals	7**
Stolen Bases, Game, Opponent	3 (Twice)

** - Ties MLB Postseason record

TEAM FIELDING

Double Plays, Game, Royals	3 (Twice)
Double Plays, Game, Opponent	3 (Twice)
Errors, Game, Royals	3 (Four times)
Errors, Game, Opponent	5

INDIVIDUAL BATTING

At Bats, Game	6 (Eight times)
Runs, Game	4
Hits, Game	4 (Four times)
Doubles, Game	3
Triples, Game	1 (21 times)
Home Runs, Game	3
RBI, Game	4 (Four times)
Walks, Game	3 (Five times)
Strikeouts, Game	4

INDIVIDUAL PITCHING

Innings Pitched, Game	9.0 (Seven times)
Strikeouts, Game	9
Walks, Game	5 (Twice)
Earned Runs, Game	8
Hits Allowed, Game	12

TEAM MISCELLANEOUS

Longest Game, Innings	14
Longest Game, Time (9 Innings)	4:17
Longest Game, Time (Extra-Innings)	5:09
Shortest Game, Time (9 Innings)	2:09
Shortest Game, Time (Extra-Innings)	3:19
Largest Victory Margin	12
Largest Margin of Defeat	7 (Twice)
Largest Deficit Overcome in Win	4 (Twice)
Largest Lead Lost	4 (Twice)

Game 4, 2015 ALCS (Toronto)
 Last: Game 3, 2015 ALCS (Toronto)
 Game 6, 2014 WS, 2nd (San Francisco)
 Game 3, 2015 ALCS, 3rd (Toronto)
 Game 2, 1978 ALCS (New York Yankees)
 Last: Game 4, 2014 WS (San Francisco)
 Game 6, 2014 WS (San Francisco)
 Last: Game 4, 1985 ALCS (Toronto)
 Last: Game 4, 1977 ALCS (New York Yankees)
 Last: Game 1, 2014 WS (San Francisco)
 Last: Game 1, 2014 ALCS (Baltimore)
 Game 4, 2015 ALDS (Houston)
 Last: Game 6, 2014 WS (San Francisco)
 Last: Game 5, 2015 ALCS (Toronto)
 Game 4, 1985 ALCS (Toronto)
 Last: Game 5, 2015 WS (New York Mets)
 Game 5, 1985 WS (St. Louis)
 Game 4, 2015 ALDS (Houston)
 Last: Game 1, 2015 WS (New York Mets)
 Game 5, 1980 WS (Philadelphia)
 Game 5, 2015 ALDS (Houston)
 Game 5, 2015 ALDS (Houston)
 Wild Card Game, 2014 (Oakland)
 Last: Game 6, 2015 ALCS (Toronto)

Last: Game 5, 2015 WS (New York Mets)
 Last: Game 2, 1985 WS (St. Louis)
 Last: Game 2, 1985 ALCS (Toronto)
 Game 2, 1976 ALCS (New York Yankees)

Last: Alcides Escobar, Eric Hosmer, Mike Moustakas, Game 5, 2015 WS
 George Brett, Game 3, 1985 ALCS
 Last: Alcides Escobar, Game 3, 2015 ALCS
 Ben Zobrist, Game 3, 2015 ALCS
 Last: Alcides Escobar, Game 2, 2015 WS
 George Brett, Game 3, 1978 ALCS
 Last: Alcides Escobar, Game 4, 2015 ALCS
 Last: Jim Sundberg, Game 3, 1985 WS
 Alex Gordon, Game 2, 2014 ALCS

Last: Johnny Cueto, Game 2, 2015 WS
 Dennis Leonard, Game 4, 1978 ALCS
 Last: Edinson Volquez, Game 5, 2015 WS
 Johnny Cueto, Game 3, 2015 ALCS
 Larry Gura, Game 1, 1976 ALCS

Game 1, 2015 WS (New York Mets)
 Game 2, 2014 ALCS (Baltimore)
 Game 1, 2015 WS (New York Mets), 14 innings
 Game 1, 1976 ALCS (New York Yankees)
 Game 3, 1980 WS (Philadelphia)
 Game 4, 2015 ALCS (Toronto)
 Last: Game 4, 2014 WS (San Francisco)
 Last: Game 4, 2015 ALDS (Houston)
 Last: Game 1, 2014 ALCS (Baltimore)



BATTING

BATTING AVERAGE

1.	.337	George Brett	1976-78, 80-81, 84-85
2.	.311	Alcides Escobar	2014-15
3.	.306	Freddie Patek	1976-78
4.	.303	Ben Zobrist	2015
5.	.295	Lorenzo Cain	2014-15

AT BATS

1.	166	George Brett	1976-78, 80-81, 84-85
2.	150	Frank White	1976-78, 80-81, 84-85
3.	135	Alcides Escobar	2014-15
4.	128	Willie Wilson	1978, 80-81, 84-85
5.	123	Eric Hosmer	2014-15

RUNS

1.	30	George Brett	1976-78, 80-81, 84-85
2.	24	Lorenzo Cain	2014-15
3.	21	Alcides Escobar	2014-15
4.	18	Eric Hosmer	2014-15
5.	17	Alex Gordon	2014-15

HITS

1.	56	George Brett	1976-78, 80-81, 84-85
2.	42	Alcides Escobar	2014-15
3.	36	Lorenzo Cain	2014-15
4.	35	Willie Wilson	1978, 80-81, 84-85
5.	34	Eric Hosmer	2014-15

DOUBLES

1.	11	Hal McRae	1976-78, 80-81, 84-85
2.	10	Alex Gordon	2014-15
3.	9	Alcides Escobar	2014-15
4.	8	George Brett	1976-78, 80-81, 84-85
	8	Ben Zobrist	2015

PITCHING

WINS

1.	3	Wade Davis	2014-15
	3	Dennis Leonard	1976-78, 80-81
	3	Dan Quisenberry	1980-81, 84-85
4.	2	10 tied	

INNINGS PITCHED

1.	50.0	Dennis Leonard	1976-78, 80-81
2.	46.1	Yordano Ventura	2014-15
3.	44.0	Larry Gura	1976-78, 80-81
4.	39.2	Charlie Leibrandt	1984-85
5.	38.2	Paul Splitteroff	1976-78, 80

APPEARANCES

1.	22	Kelvin Herrera	2014-15
2.	20	Wade Davis	2014-15
3.	18	Dan Quisenberry	1980-81, 84-85
4.	11	Greg Holland	2014
5.	10	Dennis Leonard	1976-78, 80-81
	10	Yordano Ventura	2014-15

ERA

1.	0.36	Wade Davis	2014-15
2.	1.04	Danny Jackson	1985
3.	1.26	Kelvin Herrera	2014-15
4.	1.80	Renie Martin	1980-81
5.	2.16	Bret Saberhagen	1984-85

TRIPLES

1.	5	George Brett	1976-78, 80-81, 84-85
2.	3	Alcides Escobar	2014-15
3.	2	Willie Wilson	1978, 80-81, 84-85
4.	1	11 tied	

HOME RUNS

1.	10	George Brett	1976-78, 80-81, 84-85
2.	6	Mike Moustakas	2014-15
3.	5	Salvador Perez	2014-15
4.	4	Willie Aikens	1980-81
4	4	Kendrys Morales	2015

RBI

1.	29	Eric Hosmer	2014-15
2.	23	George Brett	1976-78, 80-81, 84-85
3.	19	Lorenzo Cain	2014-15
4.	17	Alex Gordon	2014-15
5.	16	Frank White	1976-78, 80-81, 84-85

WALKS

1.	17	George Brett	1976-78, 80-81, 84-85
2.	16	Lorenzo Cain	2014-15
3.	14	Alex Gordon	2014-15
4.	12	Eric Hosmer	2014-15
	12	Hal McRae	1976-78, 80-81, 84-85

STOLEN BASES

1.	8	Lorenzo Cain	2014-15
	8	Amos Otis	1976-78, 80-81
3.	6	Willie Wilson	1978, 80-81, 84-85
4.	4	4 tied	

COMPLETE GAMES

1.	2	Danny Jackson	1985
	2	Dennis Leonard	1976-78, 80-81
	2	Bret Saberhagen	1984-85
4.	1	Three tied	

STRIKEOUTS

1.	38	Wade Davis	2014-15
	38	Kelvin Herrera	2014-15
3.	36	Yordano Ventura	2014-15
4.	31	Dennis Leonard	1976-78, 80-81
5.	23	Edinson Volquez	2015

OPPONENTS' AVERAGE

1.	.157	Chris Young	2015
2.	.163	Wade Davis	2014-15
3.	.186	Edinson Volquez	2015
4.	.189	Johnny Cueto	2015
5.	.200	Jason Vargas	2014

SAVES

1.	7	Greg Holland	2014
2.	4	Wade Davis	2015
3.	3	Dan Quisenberry	1980-81, 84-85

Career batting average is based on a minimum of 50 plate appearances in postseason play.
 Career ERA and opponents' average based on a minimum of 15.0 innings pitched in postseason play.



COMPLETE GAMES - 2 HITS OR LESS

COMPLETE GAME NO-HITTERS

No.	Pitcher	Date	Opponent	Score
1.	Steve Busby	April 27, 1973	at Detroit	3-0
2.	Steve Busby	June 19, 1974	at Milwaukee	2-0
3.	Jim Colborn	May 14, 1977	Texas	6-0
4.	Bret Saberhagen	August 26, 1991	Chicago	7-0

COMPLETE GAME ONE-HITTERS

No.	Pitcher	Date	Opponent	Score
1.	Bill Butler	August 9, 1969	at Cleveland	10-0
2.	Wally Bunker	September 11, 1969	at California	3-0
3.	Dick Drago	July 30, 1971 (4 1/2 inn.)	at Baltimore	0-1
4.	Paul Splittorff	August 11, 1971	at Washington	1-0
5.	Roger Nelson	August 23, 1972	Boston	3-0
6.	Paul Splittorff	August 3, 1975	Oakland	5-0
7.	Andy Hassler	July 2, 1977	at Cleveland	1-0
8.	Paul Splittorff	September 2, 1977 (G2)	Milwaukee	3-0
9.	Rich Gale	June 13, 1978	Texas	5-0
10.	Larry Gura	April 30, 1980	at Toronto	3-0
11.	Vida Blue	September 13, 1982	Seattle	8-0
12.	Charlie Leibrandt	May 16, 1987	Milwaukee	13-0
13.	Kevin Appier	July 7, 1990	at Detroit	4-0
14.	Hipolito Pichardo	July 21, 1992	Boston	8-0
15.	Dennis Rasmussen	September 29, 1992	at California	2-0
16.	Kevin Appier	July 27, 1993	Texas	0-1
17.	David Cone	May 22, 1994	at California	4-0
18.	Mark Gubicza	June 15, 1995	at Oakland	7-0
19.	Zack Greinke	August 30, 2009	at Seattle	3-0

COMPLETE GAME TWO-HITTERS

No.	Pitcher	Date	Opponent	Score
1.	Bob Johnson	August 23, 1970	Boston	4-3
2.	Al Fitzmorris	August 4, 1971 (2nd)	Minnesota	3-0
3.	Dick Drago	April 25, 1972	Baltimore	3-0
4.	Roger Nelson	October 4, 1972	Texas	4-0
5.	Paul Splittorff	April 14, 1973	at Chicago	3-0
6.	Paul Splittorff	June 18, 1974	at Milwaukee	4-0
7.	Al Fitzmorris	August 5, 1975	Minnesota	6-1
8.	Andy Hassler	August 20, 1976	Milwaukee	3-0
9.	Dennis Leonard	June 28, 1977	at California	3-1
10.	Rich Gale	May 15, 1978	Boston	3-1
11.	Dennis Leonard	June 11, 1980 (1st)	Cleveland	5-0
12.	Bret Saberhagen	May 17, 1985	at Milwaukee	3-0
13.	Bret Saberhagen	April 16, 1986	at Boston	1-0
14.	Dennis Leonard	April 29, 1986	at Detroit	1-2
15.	Danny Jackson	October 1, 1986	California	2-0
16.	Bret Saberhagen	April 10, 1987	New York	13-1
17.	Bret Saberhagen	May 9, 1987	at Cleveland	4-0
18.	Charlie Leibrandt	July 26, 1987	at Baltimore	4-0
19.	Mark Gubicza	June 11, 1988	at California	7-0
20.	Charlie Leibrandt	June 15, 1988	at Oakland	2-0
21.	Mark Gubicza	September 16, 1988	at Oakland	3-0
22.	Bret Saberhagen	May 18, 1990	at New York	4-1
23.	Chris Haney	September 22, 1992	Seattle	3-0
24.	David Cone	May 9, 1993	Texas	1-2
25.	Kevin Appier	August 7, 1996	Oakland	7-0
26.	Tim Lincecum	May 13, 1997	Boston	9-0
27.	Kevin Appier	May 21, 1997	at Cleveland	0-1
28.	Jose Rosado	July 3, 1998	Cleveland	1-2
29.	Jeff Suppan	April 29, 2002	at Detroit	4-0
30.	Brian Anderson	August 4, 2004	Chicago	11-0
31.	Bruce Chen	October 1, 2010	Tampa Bay	7-0
32.	James Shields	April 13, 2013	Toronto	2-3



COMPLETE GAME NO-HITTERS

No.	Pitcher	Date	Club	Score
1.	Nolan Ryan	May 15, 1973	California	0-3
2.	Jon Lester	May 19, 2008	at Boston	0-7

COMPLETE GAME ONE-HITTERS

No.	Pitcher	Date	Club	Score
1.	Jim Hannan	August 17, 1970	at Washington	0-7
2.	Vida Blue	September 11, 1970	Oakland	0-3
3.	Mike Cuellar	May 12, 1971	at Baltimore	0-6
4.	Bert Blyleven	May 24, 1973	at Minnesota	0-2
5.	Jim Bibby	June 29, 1973	at Texas	0-3
6.	Jim Palmer	June 8, 1975	at Baltimore	0-1
7.	Milt Wilcox	April 20, 1982	at Detroit	0-8
8.	Jim Beattie	September 27, 1983	at Seattle	0-4
9.	Ken Schrom	June 26, 1985	at Minnesota	1-2
10.	Mike Trujillo	September 20, 1986	at Seattle	0-3
11.	Curt Young	October 5, 1986	at Oakland	0-6
12.	Mike Boddicker	April 28, 1987	Baltimore	0-3
13.	Teddy Higuera	September 1, 1987	Milwaukee	0-2
14.	Jeff Robinson	July 28, 1988	at Detroit	1-7
15.	Jack Morris	July 6, 1990	at Detroit	0-4
16.	Ben McDonald	July 20, 1993	at Baltimore	0-7
17.	Mike Moore	July 25, 1993	at Detroit	0-3
18.	Bobby Witt	June 23, 1994	at Oakland	0-4
19.	Gil Meche	June 13, 2000 (5 IP)	Seattle	0-7
20.	Todd Ritchie	July 13, 2001	at Pittsburgh	0-1
21.	Scott Baker	August 31, 2007	at Minnesota	0-5
22.	Carlos Carrasco	September 25, 2015	Cleveland	0-6

COMPLETE GAME TWO-HITTERS

No.	Pitcher	Date	Club	Score
1.	Mike Cuellar	May 18, 1969	Baltimore	0-5
2.	Sam McDowell	May 20, 1969	at Cleveland	1-4
3.	Earl Wilson	June 15, 1969	Detroit	0-7
4.	George Brunet	July 14, 1969	at California	0-2
5.	Steve Hargan	July 18, 1970	Cleveland	1-4
6.	Blue Moon Odom	September 6, 1970	at Oakland	1-7
7.	Jim Perry	September 25, 1970	Minnesota	0-1
8.	Jim Palmer	July 30, 1971 (4 1/2 inn.)	at Baltimore	0-1
9.	Mike Paul	August 12, 1972 (7 inn.)	at Texas	0-3
10.	Doc Medich	July 20, 1974	at New York	2-6
11.	Joe Decker	September 7, 1974	Minnesota	1-0
12.	Vida Blue	September 9, 1974	at Oakland	0-3
13.	Blue Moon Odom	June 4, 1975	at Cleveland	0-4
14.	Mike Cuellar	August 11, 1975	at Baltimore	0-4
15.	Jim Palmer	August 13, 1975	at Baltimore	0-3
16.	Mike Torrez	September 28, 1976	at Oakland	0-1
17.	Nolan Ryan	May 10, 1977	California	1-6
18.	Jim Clancy	April 13, 1979 (5 1/2 inn.)	at Toronto	1-4
19.	Sammy Stewart	June 7, 1979	at Baltimore	1-3
20.	Tom Underwood	August 7, 1979	at Toronto	2-3
21.	Jerry Koonsman	September 4, 1979	at Minnesota	1-5
22.	Rick Sutcliffe	May 11, 1983	at Cleveland	0-2
23.	Scott McGregor	May 28, 1983	Baltimore	0-1
24.	Melido Perez	October 1, 1988	Chicago White Sox	0-3
25.	Jimmy Key	April 14, 1989	at Toronto	0-3
26.	John Cerutti	August 2, 1989	at Toronto	0-8
27.	Scott Bankhead	September 23, 1989	Seattle	0-8
28.	Ricky Bones	September 8, 1993	Milwaukee	1-2
29.	Pat Hentgen	May 3, 1994	at Toronto	0-1
30.	Steve Sparks	April 30, 2002	at Detroit	3-9
31.	Paul Byrd	July 1, 2005	Los Angeles Angels	0-5
32.	Jamie Moyer	June 2, 2006	at Seattle	0-4
33.	Jeff Niemann	June 3, 2009	at Tampa Bay	0-9



ROYALS NO-HITTERS

STEVE BUSBY

April 27, 1973 at Detroit
Kansas City 3, Detroit 0



In just his 10th Major League start, 23-year old Steve Busby recorded the first no-hitter in club history by shutting down Detroit on April 27, 1973. His no-hitter was the first in Tiger Stadium since 1952. He allowed 6 walks and struck out 4 in the 3-0 win.

In his next start, Busby allowed just 1 hit in 5.2 innings of work in a 5-3 win at Milwaukee on May 4. Busby picked up where he left off, tossing 5.1 hitless innings until Dave May homered in the sixth inning. Busby didn't allow any more hits but was removed later that inning because of wildness.

Kansas City	AB	R	H	RBI	BB	K	PO	A
Patek ss	4	0	0	0	1	1	4	5
Hovley dh	4	0	1	0	0	0	0	0
McRae ph,dh	1	0	0	0	0	0	0	0
Otis cf	4	1	1	1	0	1	2	0
Mayberry 1b	3	0	0	0	1	0	11	0
Piniella lf	4	0	2	0	0	0	3	0
Kirkpatrick rf	4	2	3	1	0	0	2	0
Rojas 2b	3	0	1	0	0	0	1	1
Schaal 3b	4	0	0	0	0	0	0	1
Healy c	4	0	0	0	0	0	4	0
Busby p	0	0	0	0	0	0	0	2
Totals	35	3	8	2	2	2	27	9

Detroit	AB	R	H	RBI	BB	K	PO	A
Northrup rf	4	0	0	0	0	0	5	0
Rodriguez 3b	3	0	0	0	0	1	1	2
Sims ph	0	0	0	0	1	0	0	0
Reese lf	3	0	0	0	1	0	2	0
Freehan c	2	0	0	0	2	0	2	1
G. Brown dh	3	0	0	0	0	0	0	0
N. Cash 1b	1	0	0	0	2	1	12	1
McAuliffe 2b	3	0	0	0	0	0	2	3
Stanley cf	3	0	0	0	0	1	1	0
Brinkman ss	3	0	0	0	0	1	2	4
Perry p	0	0	0	0	0	0	0	3
Scherman p	0	0	0	0	0	0	0	0
Totals	25	0	0	0	6	4	27	14
KC	0 0 0	0 1 0	0 1 1	-	3	8	0	0
DET	0 0 0	0 0 0	0 0 0	-	0	0	2	2

DP: Kansas City, 2; Detroit, 1. E: Rodriguez (1), N. Cash (2). PB: Healy (1); Freehan (1). HR: Kirkpatrick (3, 5th inning off Perry 0 on, 0 out); Otis (4,8th inning off Perry 0 on, 1 out). SH: Rojas (1, off Perry).

Kansas City	IP	H	HR	R	ER	BB	K
Busby (2-2)	9.0	0	0	0	0	6	4
Detroit	IP	H	HR	R	ER	BB	K
Perry (2-2)	8.2	8	2	3	2	2	2
Scherman	0.1	0	0	0	0	0	0
Totals	9.0	8	2	3	2	2	2

WP: Busby (1).

Umpires: Rice, Goetz, Maloney, Evans

Time of Game: 2:18 Attendance: 16,345

STEVE BUSBY

June 19, 1974 at Milwaukee
Kansas City 2, Milwaukee 0



Busby became the first pitcher in Major League history to collect no-hitters in each of his first 2 big league seasons when he defeated the Milwaukee Brewers on June 19, 1974 at County Stadium, 2-0.

George Scott, who walked to lead off the second inning, was Milwaukee's only baserunner in the game. Busby then retired 24 straight batters to establish a club record.

Busby then retired the first 9 batters faced in his next start against Chicago on June 24. The 33-straight batters retired established an American League record.

Kansas City	AB	R	H	RBI	BB	K	PO	A
Patek ss	4	0	2	0	0	0	1	2
Rojas 2b	4	0	1	0	0	0	3	6
Otis cf	4	0	1	0	0	1	3	0
Mayberry 1b	3	1	0	0	1	1	14	0
McRae dh	4	0	1	0	0	0	0	0
Wohlford lf	4	1	1	0	0	0	0	0
Cowens rf	3	0	0	0	1	0	2	0
Brett 3b	3	0	1	1	0	0	1	2
Healy c	3	0	0	0	0	0	3	0
Busby p	0	0	0	0	0	0	0	2
Totals	32	2	7	1	2	2	27	12

Milwaukee	AB	R	H	RBI	BB	K	PO	A
Money 3b	4	0	0	0	0	0	1	3
Yount ss	3	0	0	0	0	1	2	3
May rf	3	0	0	0	0	0	3	1
Scott 1b	2	0	0	0	1	0	9	1
Briggs lf	3	0	0	0	0	1	1	0
Porter c	3	0	0	0	0	0	2	0
Hansen dh	3	0	0	0	0	0	0	0
Coluccio cf	3	0	0	0	0	1	4	0
T. Johnson 2b	3	0	0	0	0	0	5	1
Wright p	0	0	0	0	0	0	0	2
Totals	27	0	0	0	1	3	27	11

KC 0 1 0 1 0 0 0 0 - 2 7 0

MIL 0 0 0 0 0 0 0 0 - 0 0 2

DP: Milwaukee, 2. E: Yount (12), Porter (7).

Kansas City	IP	H	HR	R	ER	BB	K
Busby (9-6)	9.0	0	0	0	0	1	3
Milwaukee	IP	H	HR	R	ER	BB	K
Wright (5-9)	9.0	7	0	2	1	2	2

Umpires: Brinkman, Chylak, McCoy, Bremigan

Time of Game: 2:03 Attendance: 9,019



JIM COLBORN

May 14, 1977 at Kansas City
Kansas City 6, Texas 0



Jim Colborn secured his first season in club history in his first season in Kansas City by becoming the first Royal to pitch a no-hitter in Royals Stadium. He no-hit the Texas Rangers on May 14, 1977 in a 6-0 win to collect the first of 3 no-hitters in the Major Leagues during the 1977 campaign.

Colborn hit Toby Harrah and walked Jim Sundberg in the sixth inning to mark the only Rangers' baserunners. He faced only 28 batters in the game and struck out 6 in the outing.

Texas	AB	R	H	RBI	BB	K	PO	A
Washington lf	4	0	0	0	0	0	1	0
Campaneris ss	3	0	0	0	0	0	1	3
Hargrove 1b	3	0	0	0	0	0	8	0
Horton dh	3	0	0	0	0	1	0	0
Grieve rf	3	0	0	0	0	1	5	1
Harrah 2b	2	0	0	0	0	0	1	1
Wills 2b	3	0	0	0	0	3	2	3
Sundberg c	1	0	0	0	1	0	3	1
Fahy ph	1	0	0	0	0	0	0	0
Beniquez cf	2	0	0	0	0	1	2	0
May ph	1	0	0	0	0	0	0	0
Boggs p	0	0	0	0	0	0	0	0
Marshall p	0	0	0	0	0	0	1	0
Totals	26	0	0	0	1	6	24	9

Kansas City	AB	R	H	RBI	BB	K	PO	A
Nelson dh	4	1	0	0	1	0	0	0
Poquette rf	4	1	2	1	0	0	3	0
McRae lf	2	0	1	1	2	0	1	0
Zdeb pr, lf	0	0	0	0	0	0	1	0
Covens cf	4	0	2	0	0	0	4	0
LaCock 1b	4	1	2	0	0	0	7	4
Porter c	4	1	2	1	0	1	6	0
Rojas 3b	4	1	1	0	0	2	0	0
Patek ss	4	1	2	2	0	0	0	2
White 2b	3	0	0	1	0	0	1	3
Colborn p	0	0	0	0	0	0	4	1
Totals	33	6	12	6	3	3	27	10
TEX	0 0 0	0 0 0	0 0 0	0 0 0	0 0 0	0 0 0		
KC	0 0 2	0 0 2	0 2 x	0 0 2	0 1 2	0 0 0		

DP: Texas, 1; Kansas City, 1. HBP: Harrah (1, by Colborn). 2B: LaCock 2 (5, off Boggs 2); Rojas (5, off Boggs); Porter (7, off Marshall). 3B: Poquette (2, off Boggs); Porter (2, off Boggs); Patek (3, off Marshall). SH: White (3, off Marshall). SB: Rojas (1, 2nd base off Marshall/Sundberg); Harrah (3, 2nd base off Colborn/Porter). CS: Patek (2, 2nd base by Marshall/Sundberg).

Texas	IP	H	HR	R	ER	BB	K
Boggs (0-3)	5.1	9	0	4	4	2	3
Marshall	2.2	3	0	2	2	1	0
Totals	8.0	12	0	6	6	3	3
Kansas City	IP	H	HR	R	ER	BB	K
Colborn (5-3)	9.0	0	0	0	0	1	6

HBP: Colborn (6, Harrah).

Umpires: Deegan, McKean, Ford, DiMuro
Time of Game: 2:10 Attendance: 29,978

BRET SABERHAGEN

August 26, 1991 at Kansas City
Kansas City 7, Chicago 0



Bret Saberhagen collected the Royals last no-hitter on Aug. 26, 1991 with a 7-0 win over the White Sox at Royals Stadium. He walked 2 and struck out 5 batters in the no-hit effort.

Saberhagen became just the third pitcher in Major League history to throw a no-hitter, win a Cy Young Award and be named World Series MVP, joining Hall of Famers Sandy Koufax and Bob Gibson.

Chicago	AB	R	H	RBI	BB	K	PO	A
Raines lf	4	0	0	0	0	2	5	1
Cora 2b	4	0	0	0	0	1	1	7
Thomas 1b	4	0	0	0	0	0	6	1
Ventura 3b	3	0	0	0	0	0	1	0
Fisk dh	3	0	0	0	0	1	0	0
Pasqua rf	2	0	0	0	1	0	1	0
Johnson cf	3	0	0	0	0	0	1	0
Karkovice c	2	0	0	0	1	1	2	0
Merullo c	0	0	0	0	0	0	0	0
Guillen ss	3	0	0	0	0	0	6	1
Hough p	0	0	0	0	0	0	1	0
Patterson p	0	0	0	0	0	0	0	1
Pall p	0	0	0	0	0	0	0	0
Radinsky p	0	0	0	0	0	0	0	0
Totals	28	0	0	0	2	5	24	11

Kansas City	AB	R	H	RBI	BB	K	PO	A
McRae cf	4	2	1	0	0	0	1	0
Gibson lf	4	3	3	1	1	0	3	0
Brett dh	3	1	2	1	1	0	0	0
Eisenreich rf	3	0	1	1	0	0	3	0
Benzing 1b	4	1	2	3	0	0	12	0
Pecota 3b	4	0	1	1	0	0	0	2
Mayne c	4	0	1	0	0	0	5	0
Howard ss	4	0	1	0	0	0	0	3
Shumpert 2b	4	0	1	0	0	2	0	5
Saberhagen p	0	0	0	0	0	0	3	2
Totals	34	7	13	7	2	2	27	12
CHI	0 0 0	0 0 0	0 0 0	0 0 0	0 0 0	0 0 0		
KC	2 0 3	2 0 0	0 0 x	0 0 x	0 0 0	0 0 0		

E: Patterson (3); Gibson (3). PB: Karkovice (2). 2B: Pecota (17, off Hough); Benzing (8, off Patterson). 3B: Gibson (6, off Patterson). SF: Brett (7, off Hough); Eisenreich (3, off Patterson). HBP: McRae (2, by Patterson). SB: Benzing (1, 2nd base off Hough/Karkovice).

Chicago	IP	H	HR	R	ER	BB	K
Hough (7-8)	2.2	8	0	5	5	1	0
Patterson	1.0	2	0	2	2	1	1
Pall	3.1	2	0	0	0	0	1
Radinsky	1.0	1	0	0	0	0	0
Totals	8.0	13	0	7	7	2	2
Kansas City	IP	H	HR	R	ER	BB	K
Saberhagen (10-6)	9.0	0	0	0	0	2	5

WP: Pall (2). HBP: Patterson (1, McRae).

Umpires: Hendry, J. Hirschbeck, Phillips, Cederstrom
Time of Game: 2:30 Attendance: 25,164

PAIR OF NO-HITTERS AGAINST THE ROYALS

California Angels ace Nolan Ryan recorded the 1st no-hitter in Kauffman Stadium history and the first of two no-hitters against the Royals on May 15, 1973. He struck out 12 and allowed only 3 base runners, all walks, in the 3-0 win. It was the first of two no-hitters for Ryan on the season and the first of a record seven no-hitters in his career.



(Photo by Louis Requena/Getty Images)

Boston Red Sox lefty Jon Lester recorded the second no-hitter against the Royals on May 19, 2008. The no-hitter was the first pitched against the Royals in a road game for KC. Lester walked two (Billy Butler and Esteban German) and struck out nine, throwing 130 pitches. The Red Sox went on to win the game, 7-0, in front of 37,746 faithful at Fenway Park.



(Photo by Elsa/Getty Images)



TOP HITTING PERFORMANCES

SIX-HIT GAMES

No.	Player	Date	Opponent
1.	Bob Oliver	May 4, 1969	at California
2.	Kevin Seitzer	August 2, 1987	Boston
3.	Joe Randa	September 9, 2004	at Detroit (1)

FIVE-HIT GAMES

No.	Player	Date	Opponent
1.	Amos Otis	May 1, 1970	Cleveland
2.	George Brett	September 5, 1975	at California
3.	Tom Poquette	June 15, 1976	at Detroit
4.	George Brett	September 9, 1976	California (10 innings)
5.	Al Cowens	June 1, 1977	at Toronto
6.	Joe Zdeb	July 1, 1977	at Cleveland
7.	Al Cowens	September 6, 1977	at Seattle
8.	Darrell Porter	June 4, 1978	Chicago
9.	George Brett	May 28, 1979	Baltimore (15 innings)
10.	Amos Otis	August 27, 1979	Milwaukee (10 innings)
11.	Willie Wilson	July 18, 1980	at New York
12.	Hal McRae	August 2, 1980	at Chicago
13.	George Brett	August 26, 1980	at Milwaukee
14.	Hal McRae	May 29, 1982	at Texas
15.	Willie Aikens	June 6, 1982	at New York
16.	George Brett	June 10, 1986	Seattle
17.	Willie Wilson	May 13, 1987	at Baltimore (12 innings)
18.	Kevin Seitzer	June 21, 1990	at Minnesota
19.	Jim Eisenreich	June 24, 1990	at Minnesota
20.	Kevin Seitzer	July 4, 1991	at California
21.	Brian McRae	May 31, 1994	at Boston
22.	Wally Joyner	July 16, 1994	Detroit
23.	Vince Coleman	July 29, 1995	Detroit (16 innings)
24.	Hal Morris	August 12, 1998	at Boston
25.	Joe Randa	June 9, 1999	St. Louis
26.	Joe Randa	July 9, 1999	Houston
27.	Johnny Damon	July 18, 2000	Chicago (NL)
28.	Johnny Damon	September 11, 2000	Seattle
29.	Joe Randa	May 12, 2001	at Minnesota
30.	Angel Berroa	September 16, 2003	at Cleveland
31.	Angel Berroa	September 13, 2004	New York
32.	Tony Graffanino	May 29, 2005	at Los Angeles
33.	Mike Sweeney	July 9, 2005	Minnesota
34.	Mark Teahen	April 17, 2009	at Texas
35.	Billy Butler	July 27, 2009	at Baltimore
36.	Eric Hosmer	September 20, 2011	Detroit
37.	Billy Butler	May 13, 2013	at Los Angeles
38.	Billy Butler	September 5, 2013	Seattle
39.	Salvador Perez	May 23, 2016	at Minnesota
40.	Eric Hosmer	July 26, 2017	at Detroit

CYCLES

No.	Player	Date	Opponent	Outcome	Order
1.	Fred Patek	July 9, 1971	at Minnesota	KC, 6-3	2B, 1B, 3B, HR
2.	John Mayberry	August 5, 1977	Chicago	KC, 12-2	1B, HR, 3B, 2B
3.	George Brett	May 28, 1979	Baltimore	KC, 5-4 (16)	3B, HR, 1B, 2B
4.	Frank White	September 26, 1979	at California	KC, 4-0	1B, HR, 2B, 3B
5.	Frank White	August 3, 1982	Detroit	KC, 6-5	HR, 2B, 1B, 3B
6.	George Brett	July 25, 1990	at Toronto	KC, 6-1	1B, 3B, 2B, HR

ROYALS TOP HITTING STREAKS

Streak	Name	Dates	Streak	Name	Dates
30	George Brett	July 18-Aug. 18, 1980	18 (cont.)	Gregg Jefferies	May 13-June 1, 1992
27	Jose Offerman	July 11-Aug. 7, 1998		Joe Randa	July 1-21, 1999
25 (2x)	George Brett	Sept. 27, 1982-May 8, 1983	17 (10x)	Alberto Callaspo	September 7-27, 2008
	Mike Sweeney	July 18-Aug. 13, 1999		Eric Hosmer	April 10-29, 2016
22	Brian McRae	July 20-Aug. 13, 1991		Hal McRae	July 10-29, 1974
21 (2x)	Rey Sanchez	May 11-June 3, 2001		Willie Wilson	April 19-May 26, 1982
	Jose Guillen	June 4-27, 2010		Willie Wilson	June 27-July 16, 1983
19 (4x)	Amos Otis	July 30-Aug. 17, 1974		Kevin Seitzer	April 27-May 16, 1990
	David DeJesus	Sept. 19, 2004-April 8, 2005		Kevin McReynolds	May 24-June 12, 1992
	Alex Gordon	April 3-26, 2011		Vince Coleman	May 21-June 13, 1995
	Whit Merrifield	May 13-June 4, 2017		David DeJesus	Aug. 29-Sept. 18, 2009
18 (7x)	Lou Piniella	July 11-29, 1970		Jeff Francoeur	April 9-28, 2011
	Ed Kirkpatrick	April 4-May 12, 1973	Salvador Perez	Aug. 22-Sept. 13, 2012	
	Willie Wilson	July 13-27, 1984	Alcides Escobar	Sept. 20, 2014-April 15, 2015	

HOME RUN RECORDS



HOME RUNS BY YEAR

Year	Royals			Opponents		
	In KC	On Road	Total	In KC	On Road	Total
1969	39	59	98	63	73	136
1970	46	51	97	48	90	138
1971	23	57	80	36	48	84
1972	29	49	78	28	57	85
1973	54	60	114	51	53	114
1974	38	51	89	42	49	91
1975	46	72	118	45	63	108
1976	37	28	65	35	48	83
1977	56	90	146	50	60	110
1978	43	55	98	44	64	108
1979	53	63	116	81	84	165
1980	47	68	115	51	78	129
1981	17	44	61	27	48	75
1982	61	71	132	64	99	163
1983	50	59	109	66	67	133
1984	48	69	117	59	77	136
1985	67	87	154	43	60	103
1986	60	77	137	46	75	121
1987	73	95	168	57	71	128
1988	55	66	121	37	65	102
1989	38	63	101	26	60	86
1990	42	58	100	46	70	116
1991	47	70	117	40	65	105
1992	24	51	75	41	65	106
1993	50	75	125	49	56	105
1994	41	59	100	48	47	95
1995	49	70	119	68	74	142
1996	50	73	123	90	86	176
1997	88	70	158	94	92	186
1998	76	58	134	110	86	196
1999	74	77	151	96	106	202
2000	84	66	150	117	122	239
2001	75	77	152	112	97	209
2002	88	52	140	121	91	212
2003	69	93	162	113	77	190
2004	56	94	150	90	118	208
2005	51	75	126	80	98	178
2006	65	59	124	102	111	213
2007	49	53	102	79	89	168
2008	50	70	120	73	86	159
2009	65	79	144	69	97	166
2010	60	61	121	82	94	176
2011	53	76	129	68	95	163
2012	62	69	131	87	76	163
2013	55	57	112	70	85	155
2014	43	52	95	59	69	128
2015	62	77	139	68	87	155
2016	64	83	147	91	115	206
2017	88	105	193	86	110	196
Total	2,660	3,293	5,953	3,258	3,853	7,111

HOME RUNS BY CLUB

Team	2017			1969-2017		
	Home	Road	Total	Home	Road	Total
Arizona	3	-	3	12	12	24
Atlanta	-	-	-	3	5	8
Baltimore	5	0	5	175	198	373
Boston	4	3	7	157	183	340
Chicago Cubs	-	-	-	11	11	22
Chicago White Sox	15	11	26	268	329	597
Cincinnati	-	-	-	6	16	22
Cleveland	5	7	12	218	291	509
Colorado	3	-	3	12	14	26
Detroit	8	13	21	260	331	591
Houston	4	7	11	22	30	52
Los Angeles Angels	4	5	9	176	231	407
Los Angeles Dodgers	-	2	2	5	5	10
Miami	-	-	-	7	4	11
Milwaukee	-	-	-	119	143	262
Minnesota	15	14	29	254	339	593
New York Mets	-	-	-	2	7	9
New York Yankees	3	7	10	165	187	352
Oakland	1	5	6	198	193	391
Philadelphia	-	-	-	4	10	14
Pittsburgh	-	-	-	10	17	27
St. Louis	3	1	4	47	29	76
San Diego	-	10	10	5	17	22
San Francisco	1	3	4	11	4	15
Seattle	7	7	14	170	199	369
Tampa Bay	4	4	8	62	55	117
Texas	1	2	3	158	256	414
Toronto	2	4	6	117	177	294
Washington	-	-	-	6	0	6
Totals	88	105	193	2,660	3,293	5,953



WALK-OFF HOME RUNS

No.	Batter	Date	Pitcher	Opponent	Inn.	On	Final
1.	Lou Piniella	June 30, 1969	Rudy May	California	9	0	2-1
2.	Paul Schaal (2nd)	July 3, 1973	Ken Sanders	Minnesota	9	0	7-6
3.	Amos Otis	July 22, 1973	Eduardo Rodriguez	Milwaukee	9	2	7-5
4.	Rick Reichardt	September 22, 1973	Jackie Brown	Texas	14	1	5-3
5.	Cookie Rojas	May 28, 1974	Bob Reynolds	Baltimore	11	3	9-5
6.	John Mayberry	May 15, 1976	Rich Gossage	Chicago	12	0	2-1
7.	George Brett	July 17, 1976	Luis Tiant	Boston	9	0	2-1
8.	Al Cowens	September 15, 1977 (#2)	Doug Bair	Oakland	10	0	5-4
9.	Amos Otis	May 12, 1978	Rich Gossage	New York	9	1	4-3*
10.	George Brett (2nd)	May 28, 1979	Sammy Stewart	Baltimore	16	0	5-4^
11.	Willie Wilson	June 9, 1979	Ken Clay	New York	13	0	9-8*
12.	Hal McRae	September 10, 1979 (#1)	Mike Marshall	Minnesota	14	0	6-5
13.	George Brett	September 15, 1979	Byron McLaughlin	Seattle	11	0	5-4
14.	George Brett	September 30, 1980	Mike Parrott	Seattle	14	2	7-5
15.	Amos Otis	May 10, 1982	Rollie Fingers	Milwaukee	9	0	3-2
16.	Willie Aikens	August 21, 1982	Salome Barojas	Chicago	9	0	4-3
17.	Greg Pryor	April 25, 1984	Tippy Martinez	Baltimore	9	0	3-2
18.	Greg Pryor	August 26, 1984	Bert Roberge	Chicago	16	0	6-5
19.	Jim Sundberg	August 10, 1985	Bill Caudill	Toronto	10	0	4-3
20.	Steve Balboni	September 8, 1985	Rollie Fingers	Milwaukee	11	1	13-11
21.	Hal McRae	May 13, 1986	Guillermo Hernandez	Detroit	11	1	4-2
22.	Frank White	July 20, 1986	Dickie Noles	Cleveland	9	0	3-2
23.	Frank White (2nd)	August 19, 1986	Dale Mohoracic	Texas	11	0	9-8
24.	George Brett	August 27, 1987	Dale Mohoracic	Texas	10	0	3-2
25.	Bo Jackson	July 8, 1989	John Davis	Chicago	11	0	4-3
26.	Pat Tabler	September 12, 1989	Kenny Rogers	Texas	9	1	6-5
27.	Rey Palacios	May 14, 1990	Jeff Reardon	Boston	10	3	9-5
28.	Jim Eisenreich	August 14, 1990	Gary Mielke	Texas	9	0	1-0
29.	George Brett (2nd)	September 26, 1993	Paul Swingle	California	10	0	9-8
30.	Bob Hamelin	April 13, 1994	Jeff Russell	Boston	9	1	2-1
31.	Bob Hamelin	July 25, 1994	Roberto Hernandez	Chicago	12	2	6-4
32.	Gary Gaetti	May 13, 1995	Troy Percival	California	9	1	4-2
33.	Jon Nunnally	May 18, 1995	Jim Converse	Seattle	14	0	3-2
34.	Gary Gaetti	June 3, 1995	Graeme Lloyd	Milwaukee	9	0	2-1
35.	Jon Nunnally	July 29, 1995	John Doherty	Detroit	16	0	5-4
36.	Bob Hamelin	September 5, 1995	Ken Robinson	Toronto	10	0	9-8
37.	Chili Davis (300th)	April 29, 1997	Paul Quantrill	Toronto	10	0	6-5
38.	Mike Sweeney	May 15, 1997	Doug Brocail	Detroit	9	1	10-9
39.	Chili Davis	May 25, 1997	Bobby Ayala	Seattle	11	0	4-3
40.	Dean Palmer	August 13, 1998	Roberto Hernandez	Tampa Bay	10	1	6-4
41.	Jermaine Dye	July 25, 1999	Chad Harville	Oakland	10	1	13-11
42.	Johnny Damon	April 10, 2000	LaTroy Hawkins	Minnesota	9	0	6-5
43.	Brian Johnson	April 11, 2000	Tim Worrell	Baltimore	12	1	7-5
44.	Rey Sanchez	April 12, 2000	Mike Trombley	Baltimore	9	2	7-6
45.	Dermal Brown	May 5, 2001	Travis Miller	Minnesota	12	1	12-10
46.	Joe Randa	May 16, 2001	Esteban Yan	Tampa Bay	9	3	9-5
47.	Mike Sweeney	June 14, 2001	Gene Stechschulte	St. Louis	13	0	3-2
48.	Joe Randa	May 26, 2002 (#2)	Hideki Irabu	Texas	9	1	7-5
49.	Raul Ibanez	June 9, 2002	Mike Timlin	St. Louis	9	0	3-2
50.	Brent Mayne	July 16, 2002	Juan Alvarez	Texas	11	0	6-5
51.	Michael Tucker	July 18, 2002	Damaso Marte	Chicago	9	1	5-3
52.	Ken Harvey	April 18, 2003	Matt Anderson	Detroit	11	0	4-3
53.	Carlos Beltran	July 20, 2003	Arthur Rhodes	Seattle	10	1	7-5
54.	Carlos Beltran	April 5, 2004	Damaso Marte	Chicago	9	1	9-7
55.	Alberto Castillo	April 19, 2005	Arthur Rhodes	Cleveland	9	0	6-5
56.	David DeJesus	July 12, 2008	Brandon Morrow	Seattle	9	1	5-4
57.	Alex Gordon	July 30, 2010	Alfredo Simon	Baltimore	9	2	7-5
58.	Kila Ka'aihue	April 1, 2011	Michael Kohn	Los Angeles	9	0	2-1
59.	Matt Treanor	April 3, 2011	Jason Bulger	Los Angeles	13	2	12-9
60.	Billy Butler	June 1, 2011	Scott Downs	Los Angeles	9	1	2-0
61.	Billy Butler	July 18, 2012	Josh Kinney	Seattle	9	0	8-7
62.	Salvador Perez	September 15, 2012	Ernesto Frieri	Los Angeles	9	0	3-2
63.	Mike Moustakas	September 5, 2013	Chance Ruffin	Seattle	13	0	7-6
64.	Justin Maxwell	September 22, 2013	Joakim Soria	Texas	10	3	4-0
65.	Alex Gordon	August 26, 2014	Glen Perkins	Minnesota	9	1	2-1
66.	Paulo Orlando	July 7, 2015 (#1)	Brad Boxberger	Tampa Bay	9	3	9-5
67.	Kendrys Morales	May 15, 2016	Jason Grilli	Atlanta	13	1	4-2
68.	Mike Moustakas	June 6, 2017	Ken Giles	Houston	9	1	9-7
69.	Eric Hosmer	August 23, 2017	Greg Holland	Colorado	9	2	6-4

^Brett's home run on May 28, 1979 marked just the third time in club history a player hit for the cycle.

WALK-OFF HOMERS - BY THE NUMBERS

By Year:

- 5 times (1): 1995
- 4 times (2): 1979, 2002
- 3 times (6): 1973, 1986, 1997, 2000, 2001, 2011
- 2 times (11): 1976, 1982, 1984, 1985, 1989, 1990, 1994, 2003, 2012, 2013, 2017
- 1 time (16): 1969, 1974, 1977, 1978, 1980, 1987, 1993, 1998, 1999, 2004, 2005, 2008, 2010, 2014, 2015, 2016
- None (13): 1970, 1971, 1972, 1975, 1981, 1983, 1988, 1991, 1992, 1996, 2006, 2007, 2009



No.	Player	Date	Inning	Opponent	Pitcher
1.	Bob Oliver	July 4, 1969 (#1)	8	Seattle	Jim Bouton
2.	Ed Kirkpatrick	August 13, 1970	8	at Boston	John Curtis
3.	Bob Oliver	April 19, 1971	5	at Minnesota	Steve Barber
4.	Paul Schaal	June 4, 1972 (#1)	6	Boston	Ray Culp
5.	Cookie Rojas	July 12, 1972	10	at Baltimore	Mickey Scott
6.	John Mayberry	September 20, 1972	1	at California	Rudy May
7.	Lou Piniella	May 23, 1973	3	at Minnesota	Jim Kaat
8.	Kurt Bevacqua	July 9, 1973	5	at Milwaukee	Jerry Bell
9.	Cookie Rojas	May 28, 1974	11	Baltimore	Bob Reynolds
10.	Vada Pinson	August 21, 1974	7	at Cleveland	Tim Buskey
11.	Hal McRae	September 26, 1974	2	California	Chuck Dobson
12.	Frank White	June 25, 1975	12	at California	Luis Quintana
13.	Amos Otis	April 18, 1978	1	at Toronto	Dave Lemaczzyk
14.	Al Cowens	August 6, 1978	1	Toronto	Balor Moore
15.	George Brett	September 28, 1980	6	at Minnesota	Pete Redfern
16.	Jerry Grote	June 3, 1981	5	Seattle	Ken Clay
17.	Frank White	August 12, 1981	8	at Baltimore	Jeff Schneider
18.	Amos Otis	April 9, 1982	1	Detroit	Jack Morris
19.	Hal McRae	July 6, 1982	1	Boston	John Tudor
20.	Willie Aikens	September 30, 1982	7	Oakland	Bob Ovwinko
21.	Pat Sheridan	May 18, 1984	4	Texas	Charlie Hough
22.	Frank White	August 3, 1984	4	at Detroit	Milt Wilcox
23.	Don Slaught	August 16, 1984	6	at Texas	Mike Mason
24.	George Brett	September 21, 1984	7	Oakland	Dave Leiper
25.	Darryl Motley	September 24, 1984 (#2)	6	California	Frank LaCorte
26.	Steve Balboni	April 30, 1985	3	Cleveland	Jose Ramon
27.	Frank White	July 10, 1985	1	at New York	Dennis Rasmussen
28.	Steve Balboni	September 20, 1985	1	Minnesota	Bert Blyleven
29.	Frank White	May 15, 1986	8	Cleveland	Rich Yett
30.	Jim Sundberg	July 11, 1986	3	Detroit	Frank Tanana
31.	Darryl Motley	August 10, 1986	4	at New York	Dennis Rasmussen
32.	Bo Jackson	April 14, 1987	6	Detroit	Nate Snell
33.	Jamie Quirk	August 22, 1987	6	at Milwaukee	Mark Knudson
34.	Frank White	August 25, 1987	6	Texas	Dwayne Henry
35.	Kevin Seitzer	August 30, 1987	6	at Chicago	Scott Nielsen
36.	Danny Tartabull	October 2, 1987	5	Minnesota	Frank Viola
37.	Danny Tartabull	May 15, 1988	3	at Texas	Charlie Hough
38.	Danny Tartabull	August 11, 1988	1	Baltimore	Jay Tibbs
39.	Danny Tartabull	September 20, 1988	1	at Seattle	Terry Taylor
40.	Jim Eisenreich	August 19, 1989	4	at Seattle	Randy Johnson
41.	Bo Jackson	September 27, 1989	7	at California	Willie Fraser
42.	Gerald Perry	May 8, 1990	1	at Texas	Nolan Ryan
43.	Rey Palacios	May 14, 1990	10	Boston	Jeff Reardon
44.	Mike Macfarlane	August 4, 1990	2	at Baltimore	Pete Hamrish
45.	Kurt Stillwell	May 25, 1991	9	at Minnesota	Larry Casian
46.	Kirk Gibson	June 19, 1991	6	at Texas	Joe Binker
47.	Mike Macfarlane	July 11, 1991	2	at Detroit	Mark Leiter
48.	Brian McRae	July 14, 1991	8	at Detroit	Dan Gakeler
49.	Todd Benzinger	July 23, 1991	6	Milwaukee	Julio Machado
50.	Danny Tartabull	August 14, 1991	11	at New York	Steve Farr
51.	Tim Spehr	September 29, 1991	2	California	Jim Abbott
52.	Gregg Jefferies	May 20, 1992	5	at Chicago	Alex Fernandez
53.	Wally Joyner	July 23, 1993	7	at Detroit	Bob MacDonald
54.	Greg Gagne	July 29, 1993	7	Texas	Bob Patterson
55.	Gary Gaetti	September 5, 1993	6	at Boston	Roger Clemens
56.	Brent Mayne	May 4, 1994	3	at Toronto	Juan Guzman
57.	Terry Shumpert	May 18, 1994	7	at Seattle	Dave Fleming
58.	Mike Macfarlane	May 31, 1994	4	at Boston	Joe Hesketh
59.	Hubie Brooks	June 13, 1994	8	California	Bob Patterson
60.	Gary Gaetti	May 29, 1995	8	Texas	Terry Burrows
61.	Wally Joyner	August 18, 1995	6	at Toronto	Giovanni Carrara
62.	Johnny Damon	August 10, 1996	1	at California	Jim Abbott
63.	Chili Davis	April 25, 1997	6	at Oakland	Richie Lewis
64.	Craig Paquette	May 24, 1997	6	Seattle	Jamie Moyer
65.	Jeff King	June 18, 1997	1	Houston	Donne Wall
66.	Jay Bell	June 27, 1997	4	Milwaukee	Bryce Florie
67.	Jermaine Dye	August 30, 1997	4	St. Louis	Mark Petkovsek
68.	Jeff King	September 27, 1997	6	at Chicago	Danny Darwin
69.	Johnny Damon	May 14, 1998	2	at Tampa Bay	Dennis Springer
70.	Shane Mack	May 22, 1998	7	at Texas	Xavier Hernandez
71.	Larry Sutton	May 1, 1999	8	New York	Tony Fossas
72.	Mike Sweeney	May 14, 1999	5	at Seattle	Jeff Fassero



GRAND SLAMS (CONT.)

No.	Player	Date	Inning	Opponent	Pitcher
73.	Jermaine Dye	April 26, 2000	1	Tampa Bay	Ryan Rupe
74.	Jorge Fabregas	July 3, 2000	3	Chicago	Kevin Beirne
75.	Dave McCarty	July 19, 2000	6	at Cleveland	Chuck Finley
76.	Jermaine Dye	September 1, 2000	4	at Tampa Bay	Ryan Rupe
77.	Mark Quinn	September 3, 2000	3	at Tampa Bay	Dave Eiland
78.	Johnny Damon	September 15, 2000	6	at Texas	Jeff Zimmerman
79.	Joe Randa	May 16, 2001	9	Tampa Bay	Esteban Yan
80.	Carlos Beltran	August 22, 2001	7	Chicago	Bobby Howry
81.	Carlos Beltran	October 7, 2001	9	at Detroit	Adam Benero
82.	Chuck Knoblauch	April 9, 2002	5	at Boston	Jon Garland
83.	Carlos Beltran	May 31, 2002	7	at Texas	Francisco Cordero
84.	Raul Ibanez	July 14, 2002	1	Anaheim	Ramon Ortiz
85.	Carlos Beltran	July 21, 2002	6	Cleveland	Sean DePaula
86.	Dee Brown	April 9, 2003	3	at Detroit	Wilfredo Ledezma
87.	Mike Sweeney	June 7, 2003 (#1)	2	at Colorado	Shawn Chacon
88.	Matt Stairs	April 20, 2004	6	at Cleveland	Jerome Robertson
89.	Dee Brown	July 16, 2004	3	Minnesota	Brad Radke
90.	Mike Sweeney	July 22, 2004	2	at Detroit	Gary Knotts
91.	Abraham Nunez	August 13, 2004	6	at Oakland	Mark Mulder
92.	John Buck	August 13, 2004	8	at Oakland	Jairo Garcia
93.	Calvin Pickering	August 22, 2004	3	Texas	Scott Erickson
94.	Abraham Nunez	August 26, 2004	1	at Seattle	Jamie Moyer
95.	Ken Harvey	April 30, 2005	3	at Cleveland	Cliff Lee
96.	Matt Stairs	July 14, 2005	8	at Detroit	Franklyn German
97.	Paul Phillips*	August 17, 2005	9	at Seattle	Matt Thornton
98.	Mark Teahen	September 22, 2005	4	Cleveland	Cliff Lee
99.	Ryan Shealy	September 15, 2006	1	Seattle	Francisco Cructeta
100.	Jose Guillen	June 7, 2008	7	at New York	Andy Pettitte
101.	David DeJesus	June 15, 2008	4	at Arizona	Micah Owings
102.	John Buck	April 14, 2009	8	vs. Cleveland	Carl Pavano
103.	Alberto Callaspo	June 10, 2009	5	at Cleveland	Carl Pavano
104.	Yuniesky Betancourt	May 28, 2010	4	at Boston	Tim Wakefield
105.	Yuniesky Betancourt	July 17, 2010	2	vs. Oakland	Trevor Cahill
106.	Yuniesky Betancourt	August 21, 2010 (#1)	7	vs. Chicago	Sergio Santos
107.	Wilson Betemit	September 15, 2010	3	vs. Oakland	Trevor Cahill
108.	Melky Cabrera	July 29, 2011	4	at Cleveland	Carlos Carrasco
109.	Mike Moustakas	July 2, 2012	7	at Toronto	David Pauley
110.	Billy Butler	April 7, 2013	5	at Philadelphia	Cole Hamels
111.	Alex Gordon	April 25, 2013	10	at Detroit	Darin Downs
112.	Alex Gordon	July 2, 2013	5	vs. Cleveland	Corey Kluber
113.	Lorenzo Cain	July 4, 2013	6	vs. Cleveland	Ubaldo Jimenez
114.	Justin Maxwell	September 22, 2013	10	vs. Texas	Joakim Soria
115.	Alcides Escobar	May 11, 2014	2	at Seattle	Roenis Elias
116.	Omar Infante	June 27, 2014	3	vs. Los Angeles	Matt Shoemaker
117.	Nori Aoki	August 5, 2014	5	at Arizona	Bo Schultz
118.	Paulo Orlando	July 7, 2015 (#1)	9	vs. Tampa Bay	Brad Boxberger
119.	Mike Moustakas	September 12, 2015	7	at Baltimore	T.J. McFarland
120.	Jarrod Dyson	July 18, 2016	8	vs. Cleveland	Jeff Manship
121.	Kendrys Morales	August 7, 2016	7	vs. Toronto	Brett Cecil
122.	Alex Gordon	August 18, 2016	4	vs. Minnesota	Tyler Duffey
123.	Lorenzo Cain	June 10, 2017	8	at San Diego	Jose Valdez
124.	Salvador Perez	June 21, 2017	8	vs. Boston	Robby Scott
125.	Eric Hosmer	July 26, 2017	7	at Detroit	Warwick Saupold
126.	Cam Gallagher*	August 14, 2017	6	at Oakland	Jharel Cotton
127.	Brandon Moss	September 12, 2017	1	vs. Chicago	Dylan Covey

* - First Major League Home Run

GRAND SLAMS - BY THE NUMBERS

By Year:

- 7 times (2): 1991, 2004
- 6 times (2): 1997, 2000
- 5 times (4): 1984, 1987, 2013, 2017
- 4 times (4): 1994, 2002, 2005, 2010
- 3 times (11): 1972, 1974, 1982, 1985, 1986, 1988, 1990, 1993, 2001, 2014, 2016
- 2 times (11): 1973, 1978, 1981, 1989, 1995, 1998, 1999, 2003, 2008, 2009, 2015
- 1 time (10): 1969, 1970, 1971, 1975, 1980, 1992, 1996, 2006, 2011, 2012
- None (5): 1976, 1977, 1979, 1983, 2007

INSIDE THE PARK HOME RUNS



No.	Player	Date	Inn.	On Base	Opponent	Pitcher
1.	Jerry Adair	April 23, 1969	7	0	Seattle	Marty Patten
2.	Lou Piniella	June 11, 1969	8	1	at New York	Fritz Peterson
3.	Ed Kirkpatrick	September 28, 1969	1	1	at Chicago	Fred Rath
4.	Pat Kelly	May 5, 1970	5	0	at Baltimore	Tom Phoebus
5.	Fred Patek	July 18, 1971 (#1)	6	0	Detroit	Mike Kilkenny
6.	Fran Healy	July 29, 1973 (#1)	4	1	California	Bill Singer
7.	Paul Schaal	September 19, 1973	2	0	Chicago	Wilbur Wood
8.	Cookie Rojas	July 13, 1974	3	1	Detroit	Woodie Fryman
9.	Jim Wohlford	August 9, 1974	6	0	Milwaukee	Ed Rodriguez
10.	Amos Otis	June 9, 1975	8	1	Detroit	John Hiller
11.	Amos Otis	June 13, 1975	8	0	Boston	Dick Pole
12.	Frank White	July 5, 1975	8	0	Chicago	Dave Hamilton
13.	Fred Patek	August 7, 1975	1	0	Minnesota	Vic Albury
14.	Frank White	September 14, 1975	2	0	California	Frank Tanana
15.	Jim Wohlford	June 6, 1976	1	0	Milwaukee	Jim Colborn
16.	Tom Poquette	June 15, 1976	7	0	at Detroit	Steve Grilli
17.	Al Cowens	August 10, 1976	7	0	New York	Dock Ellis
18.	George Brett	October 3, 1976	9	0	Minnesota	Jim Hughes
19.	Amos Otis	May 5, 1977	1	0	Chicago	Ken Brett
20.	Darrell Porter	April 12, 1978	6	0	Baltimore	Mike Flanagan
21.	Clint Hurdle	April 15, 1978	6	0	Cleveland	Don Hood
22.	Amos Otis	May 12, 1978	9	1	New York	Rich Gossage
23.	John Wathan	July 9, 1978	3	0	Baltimore	John Finn
24.	Amos Otis	April 7, 1979	2	1	Toronto	Jim Clancy
25.	Willie Wilson	May 13, 1979	7	1	Chicago	Steve Trout
26.	Willie Wilson	June 9, 1979	13	0	New York	Ken Clay
27.	Willie Wilson	June 15, 1979	9	2	at Milwaukee	Bill Castro
28.	Frank White	August 8, 1979	1	0	Detroit	Pat Underwood
29.	Willie Wilson	August 25, 1979	1	0	Boston	Mike Torrez
30.	Willie Wilson	September 16, 1979	3	0	Seattle	Rob Dressler
31.	Willie Wilson	May 14, 1980	1	0	at New York	Ron Guidry
32.	John Wathan	May 31, 1980	6	2	Chicago	Ed Farmer
33.	Willie Wilson	June 19, 1980	7	0	Cleveland	Mike Stanton
34.	Clint Hurdle	July 25, 1980	2	1	New York	Luis Tiant
35.	Hal McRae	July 31, 1980	6	2	Boston	Bill Campbell
36.	George Brett	August 15, 1980	1	2	Toronto	Jesse Jefferson
37.	Willie Wilson	May 11, 1982	8	2	Milwaukee	Dwight Bernard
38.	Hal McRae	June 4, 1982	1	1	at New York	Dave Righetti
39.	George Brett	June 13, 1982	4	0	Seattle	Floyd Bannister
40.	Amos Otis	July 4, 1982	2	0	California	Geoff Zahn
41.	Willie Wilson	July 21, 1982	8	1	Toronto	Dale Murray
42.	Willie Wilson	September 3, 1982	3	0	New York	Jay Howell
43.	Jerry Martin	April 9, 1983	2	0	Milwaukee	Bob McClure
44.	U.L. Washington	April 11, 1983	5	0	Boston	Bruce Hurst
45.	Willie Wilson	May 14, 1983	1	0	Detroit	David Rucker
46.	Willie Wilson	August 9, 1983	7	0	Milwaukee	Don Sutton
47.	John Wathan	September 23, 1983	7	0	Minnesota	Harry Pettibone
48.	Willie Wilson	June 1, 1984	3	0	at Minnesota	Mike Smithson
49.	Pat Sheridan	May 12, 1985	6	0	New York	Phil Niekro
50.	Omar Moreno	September 5, 1985	1	0	Milwaukee	Moose Haas
51.	George Brett	October 2, 1985	1	2	California	Ron Romanick
52.	George Brett	October 4, 1985	7	0	Oakland	Jose Rijo
53.	Jorge Orta	June 26, 1986	1	1	Oakland	Rick Langford
54.	Jorge Orta	July 2, 1986	6	0	Seattle	Mike Morgan
55.	Danny Tartabull	October 3, 1987	2	0	Minnesota	Bert Blyleven
56.	Kurt Stillwell	April 7, 1988	6	1	Toronto	Jim Clancy
57.	George Brett	May 4, 1988	3	1	New York	John Candelaria
58.	Danny Tartabull	May 25, 1988	6	0	Minnesota	Bert Blyleven
59.	Brad Wellman	September 11, 1988	6	0	Oakland	Bob Welch
60.	Kevin Seitzer	May 13, 1989	1	0	Texas	Jamie Moyer
61.	Bo Jackson	May 31, 1990	6	1	Oakland	Bob Welch
62.	Danny Tartabull	June 28, 1990	6	1	at Seattle	Russ Swan
63.	Bill Pecota	September 16, 1990	3	1	Cleveland	Efrain Valdez
64.	Kurt Stillwell	September 24, 1990	7	2	Oakland	Reggie Harris
65.	Brian McRae	April 30, 1991	4	0	Detroit	Walt Terrell
66.	Bill Pecota	May 20, 1991	4	0	Seattle	Bill Swift
67.	Gary Thurman	July 5, 1991	8	0	Oakland	Steve Chitren
68.	Brent Mayne	August 22, 1991	4	1	Texas	Jose Guzman



INSIDE THE PARK HOME RUNS (CONT.)

No.	Player	Date	Inn.	On Base	Opponent	Pitcher
69.	Harvey Pulliam	August 27, 1991	4	1	Chicago	Wilson Alvarez
70.	Brent Mayne	September 27, 1991	4	1	California	Kirk McCaskill
71.	David Howard	August 4, 1992 (#2)	7	2	California	Mike Butcher
72.	Brian McRae	August 6, 1992	4	2	California	Chuck Finley
73.	George Brett	September 6, 1992	7	1	Chicago	Roberto Hernandez
74.	Brian McRae	September 22, 1992	2	1	Seattle	Randy Johnson
75.	Wally Joyner	June 24, 1993	8	0	California	Doug Linton
76.	Brian McRae	July 17, 1993	9	1	at Toronto	Danny Cox
77.	Greg Gagne	June 19, 1994	7	2	Seattle	Bill Risley
78.	Michael Tucker	August 16, 1996	9	0	at Texas	Mike Henneman
79.	Craig Paquette	May 27, 1997	4	1	Oakland	Mike Oquist
80.	Tom Goodwin	July 19, 1997	8	0	at Seattle	Bob Wolcott
81.	Carlos Febles	April 14, 1999	2	1	at Cleveland	Bartolo Colon
82.	Johnny Damon	August 25, 1999	3	0	Baltimore	Doug Linton
83.	Carlos Beltran	August 4, 2002	1	0	at Minnesota	Kyle Lohse
84.	Carlos Beltran	April 29, 2003	3	0	at Boston	Tim Wakefield
85.	Angel Berroa	August 1, 2003	1	0	Tampa Bay	Joe Kennedy
86.	Aaron Guiel	August 3, 2003	3	0	Tampa Bay	Jeremi Gonzalez
87.	Abraham Nunez	September 17, 2004	7	0	at Cleveland	Rick White
88.	Angel Berroa	May 15, 2005	3	0	Tampa Bay	Mark Hendrickson
89.	David DeJesus	August 14, 2005 (#1)	3	0	Detroit	Jason Johnson
90.	Mark Grudzielanek	August 20, 2006	9	1	Oakland	Justin Duchscherer
91.	Mark Teahen	May 27, 2008	9	2	Minnesota	Joe Nathan
92.	Mark Teahen	July 10, 2008	8	1	Chicago	Boone Logan
93.	David DeJesus	September 20, 2008	3	0	Chicago	Gavin Floyd
94.	David DeJesus	April 23, 2010	6	0	Minnesota	Carl Pavano
95.	Lorenzo Cain	September 8, 2014	7	0	at Detroit	Justin Verlander
96.	Jarrod Dyson	July 8, 2015	6	1	Tampa Bay	Chris Archer

INSIDE THE PARK HOME RUNS - BY THE NUMBERS

By Year:

- 7 times (1): 1979
- 6 times (3): 1980, 1982, 1991
- 5 times (2): 1975, 1983
- 4 times (6): 1976, 1978, 1985, 1988, 1990, 1992
- 3 times (3): 1969, 2003, 2008
- 2 times (7): 1973, 1974, 1986, 1993, 1997, 1999, 2005
- 1 time (14): 1970, 1971, 1977, 1984, 1987, 1989, 1994, 1996, 2002, 2004, 2006, 2010, 2014, 2015
- None (13): 1972, 1981, 1995, 1998, 2000, 2001, 2007, 2009, 2011, 2012, 2013, 2016, 2017

TOP OFFENSIVE PERFORMANCES - TEAM

The Royals have exploded for 17 or more runs 20 times in their history. The club has tallied 17 or more runs 5 times against both the Twins (all at home) and the Tigers (2 at home, 1 at Comerica Park). All but 5 of the 17-run outbursts have come at home.

Rk	Date	Opponent	Run Total	Score	Hitting Hero
1.	Sept. 9, 2004	at Detroit (Game 1)	26	26-5	Joe Randa: 6-for-7, 2B, 6 runs
2.	April 6, 1974	Minnesota	23	23-6	John Mayberry: 3-for-5, 2 2B, 5 RBI, 4 runs
3.	June 15, 1976	at Detroit	21	21-7	Tom Poquette: 5-for-6, HR, 5 runs
4.	Aug. 10, 1996	at California	18	18-3	Johnny Damon: 2-for-6, HR, 7 RBI
	Aug. 21, 1995	at Milwaukee (Game 2)	18	18-9	Greg Gagne: 4-for-6, 2B, 3B, 3 RBI, 3 runs
	July 14, 1991	at Detroit	18	18-4	Brian McRae: 2-for-6, 2 HR, 6 RBI
	Aug. 16, 1983	Detroit	18	18-7	Pat Sheridan: 4-for-6, 2 2B, HR, 3 RBI
	Sept. 12, 1982	Minnesota	18	18-7	Willie Aikens: 2-for-5, HR, 4 RBI
	Aug. 29, 1979	Milwaukee	18	18-8	Amos Otis: 3-for-6, HR, 3 RBI, 2 runs
10.	July 3, 2007	Seattle	17	17-3	Billy Butler: 3-for-5, 2B, HR, 6 RBI
	June 14, 2007	St. Louis	17	17-8	Mark Teahen: 3-for-5, 3B, 5 RBI
	June 10, 2007	Philadelphia	17	17-5	Mark Grudzielanek: 3-for-5, 2B, HR, 5 RBI
	Sept. 4, 2005	Texas	17	17-8	Angel Berroa: 2-for-5, HR, 5 RBI
	Sept. 13, 2004	New York	17	17-8	John Buck: 4-for-5, HR, 5 RBI
	Sept. 24, 2002	Detroit	17	17-2	Raul Ibanez: 1-for-3, 2B, HR, 3 runs
	June 9, 1999	St. Louis	17	17-13	Joe Randa: 5-for-5, 2 2B, 2 RBI, 4 runs
	May 11, 1982	Milwaukee	17	17-3	Hal McRae: 2-for-6, HR, 5 RBI
	Oct. 4, 1980	Minnesota	17	17-1	Hal McRae: 3-for-4, 2B, HR, 5 RBI
	May 12, 1976	Minnesota	17	17-5	Tom Poquette: 3-for-6, 2 2B, 3B, 4 RBI
	Aug. 6, 1974	Minnesota	17	17-3	Amos Otis: 2-for-4, 2B, HR, 4 RBI, 4 runs

PINCH HIT HOME RUNS



No.	Player	Date	Inn.	On Base	Opponent	Pitcher
1.	Bob Taylor	May 6, 1969	9	2	at Detroit	Dick Radatz
2.	Chuck Harrison	July 10, 1969	7	1	at Minnesota	Dick Woodson
3.	Bob Oliver	September 8, 1969	5	1	at Oakland	Lew Krause
4.	Lou Piniella	July 4, 1970	9	2	at Milwaukee	Dave Baldwin
5.	Gail Hopkins	June 5, 1971	7	2	at New York	Lindy McDaniel
6.	Bob Oliver	June 23, 1971	6	0	at Chicago	Wilbur Wood
7.	Chuck Harrison	July 27, 1971	7	1	at Detroit	Mickey Lolich
8.	Ed Kirkpatrick	August 7, 1971 (#1)	6	1	Milwaukee	Marty Pattin
9.	Richie Scheinblum	June 1, 1972	8	1	at Minnesota	Dave LaRoche
10.	Kurt Bevacqua	July 9, 1973	5	3	at Milwaukee	Jerry Bell
11.	Al Cowens	April 15, 1975	8	1	at Oakland	Paul Lindblad
12.	Tony Solaita	May 1, 1975	7	1	California	Don Kirkwood
13.	Harmon Killebrew	September 1, 1975	8	1	at Chicago	Claude Osteen
14.	Jamie Quirk	September 20, 1975	9	0	Oakland	Rollie Fingers
15.	John Mayberry	June 4, 1977	2	2	Baltimore	Tony Chevez
16.	Joe Zdeb	June 25, 1977	7	1	at Oakland	Bob Lacey
17.	Amos Otis	July 6, 1977	7	1	Milwaukee	Bob McClure
18.	Tom Poquette	September 24, 1978	9	0	at Minnesota	Dave Goltz
19.	Amos Otis	September 10, 1979 (#1)	5	0	Minnesota	Darrell Jackson
20.	George Brett	September 28, 1980	6	3	at Minnesota	Pete Redfern
21.	Willie Aikens	August 22, 1982	9	1	at Chicago	Jim Kern
22.	Dane Iorg	August 7, 1984	8	1	Milwaukee	Pete Ladd
23.	Buddy Biancalana	September 18, 1984	9	1	at California	D.W. Smith
24.	Hal McRae	June 28, 1985	8	2	California	Donnie Moore
25.	Jim Sundberg	July 30, 1986	9	0	Toronto	John Cerutti
26.	Hal McRae	September 17, 1986	8	0	at California	Don Sutton
27.	Steve Balboni	July 8, 1987	7	2	at Cleveland	Mark Huismann
28.	Jim Eisenreich	August 13, 1987	8	0	Detroit	Jack Morris
29.	Steve Balboni	September 10, 1987	7	1	at Oakland	Curt Young
30.	Jim Eisenreich	April 26, 1989	8	1	New York	Lance McCullers
31.	Pat Tabler	September 12, 1989	9	1	Texas	Kenny Rogers
32.	Bo Jackson	September 30, 1990	9	0	at California	Scott Lewis
33.	Carmelo Martinez	May 18, 1991	8	0	Milwaukee	Mark Lee
34.	Carmelo Martinez	June 6, 1991	9	0	Texas	Jeff Russell
35.	Brent Mayne	August 1, 1991	8	1	at Milwaukee	Julio Machado
36.	Warren Cromartie	August 17, 1991	9	1	at Boston	Jeff Reardon
37.	Kurt Stillwell	September 4, 1991	8	0	at Chicago	Alex Fernandez
38.	Hubie Brooks	June 13, 1994	8	3	California	Bob Patterson
39.	Phil Hiatt	May 4, 1995	7	1	at Minnesota	Rich Robertson
40.	Wally Joyner	May 30, 1995	6	2	Texas	Hector Fajardo
41.	Jon Nunnally	June 4, 1995	7	0	Milwaukee	Graeme Lloyd
42.	Bob Hamelin	July 2, 1995	9	1	Chicago	Tim Fortugno
43.	Gary Gaetti	August 17, 1995	10	0	at Baltimore	Jesse Orosco
44.	Joe Vitiello	September 23, 1995	9	0	Cleveland	Jim Poole
45.	Bob Hamelin	April 28, 1996	9	1	at Boston	Heathcliff Slocumb
46.	Roderick Myers	September 12, 1996	8	0	Seattle	Rafael Carmona
47.	Johnny Damon	May 15, 1997	9	0	Detroit	Doug Brocail
48.	Scott Cooper	May 27, 1997	9	0	Oakland	Bill Taylor
49.	Larry Sutton	August 28, 1997	9	2	at Baltimore	Terry Mathews
50.	Shane Mack	May 22, 1998	7	3	at Texas	Xavier Hernandez
51.	Dave McCarty	May 27, 2000	9	1	at Anaheim	Troy Percival
52.	Raul Ibanez	August 18, 2001	8	1	at Detroit	C.J. Nitkowski
53.	Luis Alica	September 8, 2001	8	0	at Texas	Pat Mahomes
54.	Gregg Zaun	September 28, 2001	7	0	Chicago	Alan Embree
55.	Brent Mayne	September 8, 2002	9	1	Seattle	Kazuhiro Sasaki
56.	Aaron Guiel	September 24, 2002	8	2	Detroit	Kyle Farnsworth
57.	Carlos Beltran	May 18, 2003	9	0	Toronto	Cliff Politte
58.	Mike DiFelice	September 26, 2003	9	0	Chicago	Tom Gordon
59.	Mendy Lopez	September 27, 2003	6	1	Chicago	Bartolo Colon
60.	Mendy Lopez	April 5, 2004	9	2	Chicago	Damaso Marte
61.	Matt Stairs	June 26, 2005	9	1	at Colorado	Matt Anderson
62.	Matt Stairs	June 27, 2006	9	1	at Cincinnati	Todd Coffey
63.	Ross Gload	April 27, 2007	8	2	at Seattle	Chris Reitsma
64.	Mark Grudzielanek	September 24, 2007	8	0	at Baltimore	Jamie Walker
65.	Miguel Olivo	June 30, 2008	9	0	at Baltimore	George Sherrill
66.	Mike Jacobs	August 17, 2009	8	0	at Chicago	Scott Linebrink
67.	Brayan Pena	August 21, 2009	9	0	Minnesota	Joe Nathan



PINCH HIT/MISC. HOME RUNS (CONT.)

No.	Player	Date	Inn.	On Base	Opponent	Pitcher
68.	Willie Bloomquist	June 3, 2010	9	1	Los Angeles	Brian Fuentes
69.	Alex Gordon	August 8, 2010	9	0	at Seattle	David Aardsma
70.	Wilson Betemit	July 2, 2011	4	2	at Colorado	Greg Reynolds
71.	Billy Butler	June 17, 2012	9	0	at St. Louis	Jason Motte
72.	Lorenzo Cain	July 17, 2012	7	1	Seattle	Shawn Kelley
73.	Yuniesky Betancourt	July 22, 2012	9	0	Minnesota	Glen Perkins
74.	Justin Maxwell	August 3, 2013	12	0	at New York-NL	David Aardsma
75.	Billy Butler	July 25, 2014	8	1	Cleveland	John Axford
76.	Erik Kratz	August 18, 2014	7	0	at Minnesota	Anthony Swarzak

PINCH HIT HOME RUNS - BY THE NUMBERS

By Year:

6 times (1):	1995
5 times (1):	1991
4 times (2):	1971, 1975
3 times (8):	1969, 1977, 1986, 1987, 1997, 2001, 2003, 2012
2 times (8):	1984, 1989, 1996, 2002, 2007, 2009, 2010, 2014
1 time (18):	1970, 1972, 1973, 1978, 1979, 1980, 1982, 1985, 1990, 1994, 1998, 2000, 2004, 2005, 2006, 2008, 2011, 2013
None (11):	1974, 1976, 1981, 1983, 1988, 1992, 1993, 1999, 2015, 2016, 2017

HOME RUN RECORDS BY MONTH (REGULAR SEASON)

Month	Player	Home runs	Year	League rank
March	Alex Gordon	1	2008	Tied for second
	Mike Aviles		2011	Tied for first
	Jeff Francoeur		2011	Tied for first
April	Jermaine Dye	11	2000	First
May	Gary Gaetti	9	1995	Fifth
June	Mike Sweeney	11	2001	First
July	John Mayberry	12	1975	First
August	Chili Davis	12	1997	Tied for first
September	John Mayberry	9	1972	First
	Danny Tartabull	9	1987	Tied for first
October	George Brett	4	1985	Tied for first

THREE-HOMER GAMES - BY THE NUMBERS

Player (total)	Date	Opponent	Pitchers
George Brett (3)	July 22, 1979	at Texas	Comer (2) & Babcock (1)
	April 20, 1983	at Detroit	Morris (2) & Bailey (1)
	October 6, 1978*	at New York	Hunter
John Mayberry (2)	July 1, 1975	at Texas	Jenkins
	June 1, 1977	at Toronto	Johnson, Willis, & Bruno
Tony Solaita (1)	September 7, 1975	at California	Lange (1) & Scott (2)
Bo Jackson (1)	July 17, 1990	at New York Yankees	Hawkins
Danny Tartabull (1)	July 6, 1991	Oakland	Welch (2) & Nelson (1)
Kendrys Morales (1)	September 20, 2015	at Detroit	Simon (2) & Ferrell (1)
Lorenzo Cain (1)	May 10, 2016	at New York Yankees	Tanaka (2) & Miller (1)

Note: 12 players, including just one Royal (Tartabull), have recorded a three-home run game at Kauffman Stadium.

The opposing players are: Tony Oliva (Minnesota), July 3, 1973, Willie Horton (Texas), May 15, 1977, Paul Molitor (Milwaukee), May 12, 1982, George Bell (Toronto), April 4, 1988, Carlos Delgado (Toronto), April 20, 2001, Jason Varitek (Boston), May 20, 2001, Luis Gonzalez (Arizona), June 8, 2001, Jose Valentin (Chicago), July 30, 2003, Alex Rodriguez (New York), August 14, 2010, Shin-soo Choo (Cleveland), September 17, 2010 and Victor Martinez (Detroit), June 16, 2016

*-Game 3 of the 1978 ALCS

HOME RUNS BY A ROYALS PITCHER

	Name	Date	Opponent	Pitcher	Inning
1.	Jim Rooker	July 7, 1969	at Minnesota	Jim Kaat	3rd
2.	Jim Rooker	July 7, 1969	at Minnesota	Jim Kaat	5th
3.	Jim Rooker	July 16, 1969	at California	Andy Messersmith	3rd
4.	Jim Rooker	September 1, 1969 (Gm. 1)	Detroit	Mike Kilkenny	2nd
5.	Jim Rooker	July 24, 1970	at Cleveland	Rich Hand	2nd
6.	Jim York	July 24, 1971	at Cleveland	Alan Foster	4th
7.	Lance Clemons	August 31, 1971	at Milwaukee	Ken Sanders	8th
8.	Zack Greinke	June 10, 2005	at Arizona	Russ Ortiz	5th

POSTSEASON HOME RUNS



No.	Player	Date/Round (Game #)	Inn.	On Base	Opponent	Pitcher
1.	John Mayberry	Oct. 14, 1976 / ALCS (5)	1	1	at New York	Ed Figueroa
2.	George Brett	Oct. 14, 1976 / ALCS (5)	8	2	at New York	Grant Jackson
3.	Hal McRae	Oct. 5, 1977 / ALCS (1)	1	1	at New York	Don Gullett
4.	John Mayberry	Oct. 5, 1977 / ALCS (1)	3	1	at New York	Dick Tidrow
5.	Al Cowens	Oct. 5, 1977 / ALCS (1)	8	0	at New York	Dick Tidrow
6.	Freddie Patek	Oct. 4, 1978 / ALCS (2)	7	1	New York	Dick Tidrow
7.	George Brett	Oct. 6, 1978 / ALCS (3)	1	0	at New York	Catfish Hunter
8.	George Brett	Oct. 6, 1978 / ALCS (3)	3	0	at New York	Catfish Hunter
9.	George Brett	Oct. 6, 1978 / ALCS (3)	5	0	at New York	Catfish Hunter
10.	George Brett	Oct. 8, 1980 / ALCS (1)	7	0	New York	Ron Davis
11.	Frank White	Oct. 10, 1980 / ALCS (3)	5	0	at New York	Tommy John
12.	George Brett	Oct. 10, 1980 / ALCS (3)	7	2	at New York	Rich Gossage
13.	Amos Otis	Oct. 14, 1980 / WS (1)	2	1	at Philadelphia	Bob Walk
14.	Willie Aikens	Oct. 14, 1980 / WS (1)	3	1	at Philadelphia	Bob Walk
15.	Willie Aikens	Oct. 14, 1980 / WS (1)	8	1	at Philadelphia	Bob Walk
16.	George Brett	Oct. 17, 1980 / WS (3)	1	0	Philadelphia	Dick Ruthven
17.	Amos Otis	Oct. 17, 1980 / WS (3)	7	0	Philadelphia	Dick Ruthven
18.	Willie Aikens	Oct. 18, 1980 / WS (4)	1	1	Philadelphia	Larry Christenson
19.	Willie Aikens	Oct. 18, 1980 / WS (4)	2	0	Philadelphia	Dickie Noles
20.	Amos Otis	Oct. 19, 1980 / WS (5)	6	0	Philadelphia	Marty Bystrom
21.	Willie Wilson	Oct. 9, 1985 / ALCS (2)	3	1	at Toronto	Jimmy Key
22.	Pat Sheridan	Oct. 9, 1985 / ALCS (2)	9	0	at Toronto	Tom Henke
23.	George Brett	Oct. 11, 1985 / ALCS (3)	1	0	Toronto	Doyle Alexander
24.	Jim Sundberg	Oct. 11, 1985 / ALCS (3)	5	0	Toronto	Doyle Alexander
25.	George Brett	Oct. 11, 1985 / ALCS (3)	6	1	Toronto	Doyle Alexander
26.	George Brett	Oct. 15, 1985 / ALCS (6)	5	0	at Toronto	Doyle Alexander
27.	Pat Sheridan	Oct. 16, 1985 / ALCS (7)	4	0	at Toronto	Dave Stieb
28.	Frank White	Oct. 22, 1985 / WS (3)	5	1	at St. Louis	Joaquin Andujar
29.	Darryl Motley	Oct. 27, 1985 / WS (7)	2	1	St. Louis	John Tudor
30.	Mike Moustakas	Oct. 2, 2014 / ALDS (1)	11	0	at Los Angeles	Fernando Salas
31.	Eric Hosmer	Oct. 3, 2014 / ALDS (2)	11	1	at Los Angeles	Kevin Jepsen
32.	Eric Hosmer	Oct. 5, 2014 / ALDS (3)	3	1	Los Angeles	Hector Santiago
33.	Mike Moustakas	Oct. 5, 2014 / ALDS (3)	4	0	Los Angeles	Mike Morin
34.	Alcides Escobar	Oct. 10, 2014 / ALCS (1)	3	0	at Baltimore	Chris Tillman
35.	Alex Gordon	Oct. 10, 2014 / ALCS (1)	10	0	at Baltimore	Darren O'Day
36.	Mike Moustakas	Oct. 10, 2014 / ALCS (1)	10	1	at Baltimore	Brian Matusz
37.	Mike Moustakas	Oct. 11, 2014 / ALCS (2)	4	0	at Baltimore	Bud Norris
38.	Salvador Perez	Oct. 21, 2014 / WS (1)	7	0	San Francisco	Madison Bumgarner
39.	Omar Infante	Oct. 22, 2014 / WS (2)	6	1	San Francisco	Hunter Strickland
40.	Mike Moustakas	Oct. 28, 2014 / WS (6)	7	0	San Francisco	Hunter Strickland
41.	Kendrys Morales	Oct. 8, 2015 / ALDS (1)	2	0	Houston	Collin McHugh
42.	Kendrys Morales	Oct. 8, 2015 / ALDS (1)	4	0	Houston	Collin McHugh
43.	Salvador Perez	Oct. 9, 2015 / ALDS (2)	2	0	Houston	Scott Kazmir
44.	Lorenzo Cain	Oct. 11, 2015 / ALDS (3)	4	0	at Houston	Dallas Keuchel
45.	Alex Gordon	Oct. 11, 2015 / ALDS (3)	9	0	at Houston	Luke Gregerson
46.	Salvador Perez	Oct. 12, 2015 / ALDS (4)	2	1	at Houston	Lance McCullers
47.	Eric Hosmer	Oct. 12, 2015 / ALDS (4)	9	1	at Houston	Josh Fields
48.	Kendrys Morales	Oct. 14, 2015 / ALDS (5)	8	2	Houston	Dallas Keuchel
49.	Salvador Perez	Oct. 16, 2015 / ALCS (1)	4	0	Toronto	Marco Estrada
50.	Kendrys Morales	Oct. 19, 2015 / ALCS (3)	9	2	at Toronto	Roberto Osuna
51.	Ben Zobrist	Oct. 20, 2015 / ALCS (4)	1	1	at Toronto	R.A. Dickey
52.	Alex Rios	Oct. 20, 2015 / ALCS (4)	2	0	at Toronto	R.A. Dickey
53.	Salvador Perez	Oct. 21, 2015 / ALCS (5)	8	0	at Toronto	Marco Estrada
54.	Ben Zobrist	Oct. 23, 2015 / ALCS (6)	1	0	Toronto	David Price
55.	Mike Moustakas	Oct. 23, 2015 / ALCS (6)	2	0	Toronto	David Price
56.	Alcides Escobar	Oct. 27, 2015 / WS (1)	1	0	New York Mets	Matt Harvey
57.	Alex Gordon	Oct. 27, 2015 / WS (1)	9	0	New York Mets	Jeury's Familia

HOME RUNS FROM BOTH SIDES OF THE PLATE (REGULAR SEASON)

No.	Player	Date	Opponent	Pitchers
1.	Willie Wilson	June 15, 1979	at Milwaukee	Caldwell & Castro
2.	U.L. Washington	September 21, 1979	at Oakland	Langford & Minnetto
3.	Chili Davis	June 7, 1997	Texas	Oliver & Whiteside
4.	Carlos Beltran	June 29, 2000	Cleveland	Colon & Lorraine
5.	Carlos Beltran	September 6, 2002	Seattle	Garcia & Halama
6.	Wilson Betemit	June 10, 2010	at Minnesota	Baker & Duensing
7.	Ben Zobrist	August 1, 2015	at Toronto	Buehrle & Lowe
8.	Kendrys Morales	July 2, 2016	at Philadelphia	Nola & Morgan



HOME RUNS VS. THE ROYALS

ALL-TIME LEADERS

(active players bolded)

Rank	Player	ABs vs. KC	KC in KC	Away	Total
1.	Rodriguez, Alex	587	19	31	50
2.	Thome, Jim	648	16	33	49
3.	Konerko, Paul	921	19	26	45
4.	Palmeiro, Rafael	646	19	22	41
5.	Jackson, Reggie	766	18	19	37
	Ramirez, Manny	437	13	24	37
	Ripken, Jr., Cal	783	15	22	37
	Thomas, Frank	657	15	22	37
9.	Gonzalez, Juan	509	23	12	35
10.	Hunter, Torii	848	17	17	34
11.	Baylor, Don	620	18	14	32
	Griffey, Jr., Ken	509	10	22	32
13.	Giambi, Jason	432	15	16	31
	Ordonez, Magglio	756	16	15	31
15.	McGwire, Mark	388	11	19	30

ACTIVE LEADERS

(30 players active in 2017 have hit 10+ homers against the Royals)

Player	ABs vs. KC	in KC	Away	Total
Cabrera, Miguel	638	18	9	27
Santana, Carlos	447	16	11	27
Pujols, Albert	355	15	8	23
Martinez, Victor	809	9	13	22
Kinsler, Ian	475	7	15	22
Beltre, Adrian	342	10	8	18
Napoli, Mike	267	8	10	18
Granderson, Curtis	373	10	7	17
Peralta, Jhonny	589	7	9	16
Cruz, Nelson	232	9	6	15
Dozier, Brian	369	4	11	15
Avila, Alex	288	5	9	14
Kipnis, Jason	406	8	6	14
Mauer, Joe	734	6	8	14
Bautista, Jose	202	5	8	13
Cano, Robinson	359	7	6	13
Shin-soo Choo	358	4	9	13
Davis, Chris	167	8	5	13
Edwin Encarnacion	213	6	7	13
Francisco Lindor	182	5	8	13
Plouffe, Trevor	324	1	12	13
Jose Abreu	276	7	5	12
Ryan Raburn	219	6	6	12
Jones, Adam	268	4	7	11
Matt Joyce	161	6	5	11
Suzuki, Ichiro	454	6	5	11
Cabrera, Asdrubal	473	3	7	10
J.D. Martinez	229	3	7	10
Moreland, Mitch	131	4	6	10
Colby Rasmus	153	6	4	10

ALPHABETICAL LISTING

(262 active players have homered against Royals)

Player	2017		Career
	KC-Away	KC-Away	
Abreu, Jose	2-1	7-4	
Almonte, Abraham	-	1-0	
Altuve, Jose	1-0	2-3	
Anderson, Tim	0-2	0-2	
Andrus, Elvis	-	1-0	
Arenado, Nolan	2-0	2-1	
Asche, Cody	-	0-1	
Avila, Alex	1-1	5-9	
Aviles, Mike	0-0	1-2	
Barnes, Austin	0-1	0-1	
Barney, Darwin	0-1	0-1	
Bautista, Jose	1-0	5-8	
Beckham, Gordon	-	3-5	
Bellinger, Cody	0-1	0-1	
Beltre, Adrian	1-0	10-8	
Benintendi, Andrew	1-0	1-0	
Betts, Mookie	-	3-2	
Bird, Greg	0-1	0-1	
Blackmon, Charlie	1-0	1-1	
Blanco, Andres	-	0-1	
Bogaerts, Xander	1-0	2-2	
Bourjos, Peter	-	1-1	
Bradley Jr., Jackie	1-0	2-0	
Brantley, Michael	-	2-5	
Braun, Ryan	-	1-1	
Bruce, Jay	2-0	2-1	
Butera, Drew	-	0-2	
Buxton, Byron	1-0	1-1	
Cabrera, Asdrubal	-	3-7	
Cabrera, Melky	1-0	5-2	
Cabrera, Miguel	0-2	16-11	
Calhoun, Kole	-	2-1	
Cano, Robinson	-	7-6	
Carpenter, Matt	1-0	4-1	
Carrera, Ezequiel	-	0-1	
Carter, Chris	1-2	3-5	
Casali, Curt	-	1-0	
Castellanos, Nick	2-1	4-1	
Castro, Jason	-	0-2	
Castro, Starlin	-	1-1	
Cespedes, Yoenis	-	1-2	
Chapman, Matt	0-1	0-1	
Chirinos, Robinson	0-3	0-3	
Chisenhall, Lonnie	-	2-2	
Choo, Shin-soo	-	4-9	
Collins, Tyler	-	0-1	
Correa, Carlos	-	1-0	
Cron, C.J.	-	3-0	
Cruz, Nelson	2-1	9-6	
Davidson, Matt	1-2	1-2	
Davis, Chris	2-0	8-5	
Davis, Khris	1-1	3-1	
Davis, Rajai	1-0	2-3	
De Aza, Alejandro	-	2-0	
DeJong, Paul	1-0	1-0	
DeShields, Delino	-	1-0	
Desmond, Ian	-	2-0	
Devers, Rafael	0-1	0-1	
Dickerson, Corey	-	1-0	
Donaldson, Josh	-	4-5	
Dozier, Brian	0-1	4-11	
Drew, Stephen	-	1-1	
Duda, Lucas	1-0	1-0	
Eaton, Adam	-	2-2	
Ellsbury, Jacoby	-	2-3	
Encarnacion, Edwin	2-3	6-7	
Engel, Adam	1-0	1-0	
Escobar, Eduardo	2-3	4-3	
Escobar, Yunel	-	1-2	
Flaherty, Ryan	-	2-1	

HOME RUNS VS. THE ROYALS (CONT.)



Player	2017	Career	Player	2017	Career	Player	2017	Career
	H-A	H-A		H-A	H-A		H-A	H-A
Florimon, Pedro	-	0-1	Martinez, Michael	-	1-0	Schoop, Jonathan	-	1-2
Flowers, Tyler	-	3-4	Martinez, Victor	1-0	9-13	Seager, Kyle	2-0	6-2
Forsythe, Logan	-	1-0	Mathis, Jeff	-	1-1	Segura, Jean	1-0	1-0
Fowler, Dexter	0-1	0-1	Mauer, Joe	-	6-8	Semien, Marcus	0-1	2-3
Franco, Maikel	-	0-1	Maybin, Cameron	0-1	0-2	Shaw, Travis	-	1-0
Frazier, Todd	-	3-1	Mazara, Nomar	-	1-1	Simmons, Andrelton	-	0-1
Freese, David	-	0-1	McCann, Brian	2-1	2-5	Smith, Kevin	0-1	0-1
Gallo, Joey	0-3	0-3	McCann, James	-	1-0	Smith, Seth	-	0-2
Garcia, Avisail	0-2	1-2	McCutchen, Andrew	-	0-1	Smook, Justin	-	3-5
Garcia, Leury	0-1	0-1	Middlebrooks, Will	-	2-0	Sogard, Kurt	-	1-0
Gardner, Brett	0-1	0-3	Miller, Brad	1-1	3-3	Soler, Jorge	-	0-1
Gattis, Evan	-	1-0	Molina, Yadier	1-1	3-3	Soto, Geovany	-	4-1
Gennett, Scooter	-	0-1	Moncada, Yoan	0-1	0-1	Souza Jr., Steven	1-0	1-1
Giavotella, Johnny	-	0-1	Montero, Miguel	-	1-0	Span, Denard	-	1-0
Gillaspie, Conor	-	1-2	Morales, Kendrys	-	3-1	Spangenberg, Cory	0-2	0-2
Gimenez, Chris	0-1	0-1	Moreland, Mitch	-	4-6	Springer, George	0-1	3-2
Gomes, Yan	0-1	3-6	Morrison, Logan	2-2	4-3	Stubbs, Drew	-	2-1
Gonzalez, Adrian	-	2-0	Morse, Michael	-	0-2	Suarez, Eugenio	-	0-1
Gonzalez, Carlos	-	0-1	Moss, Brandon	-	3-2	Suzuki, Ichiro	-	6-5
Gonzalez, Marwin	0-1	1-2	Murphy, Daniel	-	2-1	Suzuki, Kurt	-	4-2
Gose, Anthony	-	1-0	Napoli, Mike	2-1	8-10	Szczur, Matt	0-1	0-1
Grandal, Yasmani	-	0-2	Naquin, Tyler	-	2-3	Travis, Devon	-	3-0
Granderson, Curtis	-	10-7	Nava, Daniel	-	1-1	Trout, Mike	-	2-7
Gregorius, Didi	0-2	0-3	Nunez, Eduardo	0-2	0-4	Trumbo, Mark	-	3-2
Grichuk, Randal	1-0	1-1	Odor, Rougned	-	1-3	Tucker, Preston	-	1-0
Grossman, Robbie	1-2	1-4	Olson, Matt	0-1	0-1	Tulowitzki, Troy	1-0	3-3
Gurriel, Yuli	1-0	1-0	Parra, Gerardo	-	1-0	Turner, Justin	0-2	0-2
Gutierrez, Franklin	-	0-6	Pearce, Steve	-	1-0	Upton, Justin	0-1	4-4
Guyler, Brandon	-	0-1	Pederson, Joc	0-1	0-1	Upton Jr., Melvin	-	0-1
Gyorko, Jedd	1-0	1-1	Pedroia, Dustin	-	3-6	Ursuela, Giovanni	-	0-2
Hardy, J.J.	-	4-3	Pena, Francisco	2-0	2-0	Valaika, Pat	1-0	1-0
Harper, Bryce	-	2-0	Pennington, Cliff	0-1	1-1	Valbuena, Luis	0-1	1-1
Hazelbaker, Jeremy	1-0	1-0	Peralta, Johnny	-	7-9	Valencia, Danny	2-0	4-0
Headley, Chase	-	1-2	Perez, Carlos	-	1-0	Vargas, Kennys	1-1	3-3
Healy, Ryan	-	2-0	Perez, Roberto	0-1	1-2	Vogt, Stephen	-	3-2
Hechavarria, Adeiny	1-0	1-0	Phegley, Josh	-	0-3	Votto, Joey	-	0-3
Herrera, Odubel	-	0-1	Phillips, Brandon	-	0-3	Walker, Neil	-	1-0
Heyward, Jason	-	1-1	Pillar, Kevin	1-0	1-0	Weeks Jr., Rickie	1-0	1-0
Hicks, Aaron	1-1	3-2	Pirela, Jose	0-2	0-2	Werth, Jayson	-	2-0
Hicks, John	0-2	0-2	Piscotty, Stephen	-	0-1	Wieters, Matt	-	1-2
Hill, Aaron	-	0-1	Plouffe, Trevor	-	1-12	Wong, Kolten	1-0	1-1
Holliday, Matt	-	5-4	Polanco, Jorge	0-1	0-1	Wright, David	-	0-1
Iannetta, Chris	1-0	3-2	Pollock, A.J.	1-0	1-0	Young, Chris	-	2-0
Iglesias, Jose	0-1	1-1	Prado, Martin	-	1-0	Young Jr., Eric	-	0-1
Jackson, Austin	-	2-3	Profar, Jurickson	-	0-2	Zimmer, Bradley	1-0	1-0
Jaso, John	-	1-1	Puig, Yasiel	0-1	0-1	Zobrist, Ben	-	2-4
Jones, Adam	-	4-7	Pujols, Albert	0-1	15-8	Zunino, Mike	1-0	3-2
Jones, JaCoby	0-2	0-2	Raburn, Ryan	-	6-6			
Joseph, Caleb	1-1	1-1	Ramirez, Hanley	-	2-1			
Joyce, Matt	0-1	6-5	Ramirez, Jose	0-2	1-2			
Judge, Aaron	0-2	1-2	Ramos, Wilson	1-0	1-0			
Kemp, Matt	-	1-0	Rasmus, Colby	2-0	8-2			
Kendrick, Howie	-	4-1	Reddick, Josh	-	2-3			
Kepler, Max	0-1	0-1	Rendon, Anthony	-	1-0			
Kiermaier, Kevin	-	0-4	Reynolds, Mark	-	2-2			
Kinsler, Ian	0-2	7-15	Reynolds, Matt	-	0-1			
Kipnis, Jason	2-1	8-6	Rivera, Rene	-	1-0			
Kratz, Erik	-	0-1	Robinson, Drew	1-0	1-0			
Lamb, Jake	1-0	1-0	Romine, Andrew	0-1	0-1			
Lind, Adam	-	5-2	Rosales, Adam	-	1-1			
Lindor, Francisco	2-3	5-8	Rosario, Eddie	1-0	1-3			
Lobaton, Jose	-	0-2	Rupp, Cameron	-	0-1			
Longoria, Evan	-	3-5	Russell, Addison	-	0-1			
Lopez, Rafael	0-1	0-1	Rutledge, Josh	-	0-1			
Lowrie, Jed	-	1-0	Saladino, Tyler	-	1-1			
Machado, Manny	-	3-5	Saltalamacchia, Jarrod	-	2-4			
Mahtook, Mikie	2-1	2-1	Sanchez, Gary	1-1	1-1			
Marisnick, Jake	0-1	0-1	Sanchez, Yolmer	-	2-0			
Markakis, Nick	-	4-3	Sano, Miguel	4-1	5-3			
Martin, Russell	-	2-1	Santana, Carlos	2-2	16-11			
Martinez, J.D.	1-1	3-7	Santana, Danny	-	1-0			
Martinez, Jose	0-1	0-1	Saunders, Michael	-	1-3			



ROOKIE RECORDS

BATTING RECORDS

Games

1.	161	Kevin Seitzer	1987
2.	158	Angel Berroa	2003
3.	156	Carlos Beltran	1999

Average

1.	.323	Kevin Seitzer	1987
2.	.294	Mark Quinn	2000
3.	.293	Carlos Beltran	1999

Hits

1.	207	Kevin Seitzer	1987
2.	194	Carlos Beltran	1999
3.	163	Angel Berroa	2003

Singles

1.	151	Kevin Seitzer	1987
2.	138	Carlos Beltran	1999
3.	111	Angel Berroa	2003

Doubles

1.	36	Alex Gordon	2007
2.	33	Kevin Seitzer	1987
3.	33	Mark Quinn	2000

Triples

1.	10	Tom Poquette	1976
2.	9	Carlos Febles	1999
3.	8	Kevin Seitzer	1987

Home Runs

1.	24	Bob Hamelin	1994
2.	22	Bo Jackson	1987
3.	22	Carlos Beltran	1999

RBI

1.	108	Carlos Beltran	1999
2.	83	Kevin Seitzer	1987
3.	78	Mark Quinn	2000
78		Eric Hosmer	2011

Walks

1.	84	Mike Fiore	1969
2.	80	Kevin Seitzer	1987
3.	56	Clint Hurdle	1978
56		Bob Hamelin	1994

On-Base Percentage

1.	.399	Kevin Seitzer	1987
2.	.388	Bob Hamelin	1994
3.	.342	Mark Quinn	2000

Slugging Percentage

1.	.599	Bob Hamelin	1994
2.	.488	Mark Quinn	2000
3.	.470	Kevin Seitzer	1987

Runs

1.	112	Carlos Beltran	1999
2.	105	Kevin Seitzer	1987
3.	92	Angel Berroa	2003

Extra-Base Hits

1.	56	Kevin Seitzer	1987
56		Carlos Beltran	1999
3.	55	Mark Quinn	2000
55		Alex Gordon	2007

At Bats

1.	663	Carlos Beltran	1999
2.	641	Kevin Seitzer	1987
3.	567	Angel Berroa	2003

Total Bases

1.	301	Kevin Seitzer	1987
301		Carlos Beltran	1999
3.	256	Angel Berroa	2003

Stolen Bases

1.	46	Willie Wilson	1978
2.	40	Pat Kelly	1969
3.	27	Carlos Beltran	1999

PITCHING RECORDS

Wins

1.	17	Tom Gordon	1989
2.	16	Steve Busby	1973
3.	15	Dennis Leonard	1975

Losses

1.	16	Jim Rooker	1969
2.	15	Steve Busby	1973
3.	14	Mark Gubicza	1984

Won-Loss Percentage

1.	.682	Dennis Leonard (15-7)	1975
2.	.654	Tom Gordon (17-9)	1989
3.	.636	Rich Gale (14-8)	1978

ERA

1.	2.76	Kevin Appier	1990
2.	3.07	Bob Johnson	1970
3.	3.09	Rich Gale	1978

Games

1.	76	Kelvin Herrera	2012
2.	68	Mike MacDougal	2003
68		Tim Collins	2011

Games Started

1.	37	Steve Busby	1973
2.	30	Dennis Leonard	1975
30		Rich Gale	1978
30		Yordano Ventura	2014

Complete Games

1.	10	Dick Drago	1969
10		Bob Johnson	1970
3.	9	Rich Gale	1978

Shutouts

1.	4	Bill Butler	1969
2.	3	Paul Splittorff	1971
3		Rich Gale	1978
3		Kevin Appier	1990

Saves

1.	27	Mike MacDougal	2003
2.	20	Doug Bird	1973
3.	17	Joakim Soria	2007

Innings Pitched

1.	238.1	Steve Busby	1973
2.	214.0	Bob Johnson	1970
3.	212.1	Dennis Leonard	1975

Hits Allowed

1.	246	Steve Busby	1973
2.	212	Dennis Leonard	1975
3.	206	Glendon Rusch	1997

Walks

1.	105	Steve Busby	1973
2.	100	Rich Gale	1978
3.	91	Bill Butler	1969

Strikeouts

1.	206	Bob Johnson	1970
2.	174	Steve Busby	1973
3.	159	Yordano Ventura	2014

Home Runs Allowed

1.	28	Glendon Rusch	1997
2.	26	Kris Wilson	2001
26		Zack Greinke	2004

Opponent Batting Average

1.	.210	Tom Gordon	1989
2.	.228	Bob Johnson	1970
3.	.240	Yordano Ventura	2014

*Offensive minimums based on 3.1 at-bats per game (509)

*Pitching minimums based on 1.0 IP per game (162.0)



ROYALS FIRSTS

Game: at Municipal Stadium vs. Minnesota, April 8, 1969 (att: 17,688)
 Batter: Lou Piniella (doubled off Hall), vs. Minnesota, April 8, 1969
 Hit: Lou Piniella vs. Minnesota, April 8, 1969
 Run: Lou Piniella, vs. Minnesota, April 8, 1969
 Win: Kansas City 4, Minnesota 3 in Kansas City, April 8, 1969
 Winning Pitcher: Moe Drabowski (1.0 IP, 0 H, 0 ER), vs. Minnesota, April 8, 1969
 Save: Dave Wickersham (0.2 IP, 0 H, 0 ER), at Oakland, April 12, 1969
 RBI: Jerry Adair, drove in Piniella, vs. Minnesota, April 8, 1969
 GW Hit: Joe Keough (off Woodson) PH in 12th of 4-3 win vs. Minnesota, April 9, 1969
 Triple: Lou Piniella (off John Odom) vs. Oakland, April 19, 1969
 HR: Mike Fiore (off John Odom) at Oakland, April 13, 1969
 Grand Slam: Bob Oliver (off Jim Bouton) vs. Seattle (8th inning), July 4, 1969
 Stolen Base: Joe Foy (off Jim Kaat, 4th inning) vs. Minnesota, April 9, 1969
 500 Month: September, 1969 (15-15)
 Winning Season: 1971 (85-76), 3rd season

MUNICIPAL STADIUM LASTS (1972)

Game: Kansas City 4, Texas 0, Oct. 4, 1972 (att: 7,329)
 Pitch: 9:40 p.m. by Roger Nelson, KC, Oct. 4, 1972
 Batter: Ted Ford, TEX (lined out to short), Oct. 4, 1972
 Hit: Ed Kirkpatrick, off Steve Lawson (8th inning), Texas, Oct. 4, 1972
 Run: Amos Otis, KC (5th inning), Oct. 4, 1972
 Win: Kansas City 4, Texas 0, Oct. 4, 1972
 Winning Pitcher: Roger Nelson (CG, 9.0 IP, 2 H, 0 R, 3 BB, 6 SO) Texas, Oct. 4, 1972
 Save: Ted Abernathy (1.2 IP, 1 H, 1 SO) Milwaukee, Aug. 19, 1972
 RBI: Lou Piniella, 2-run single off Pete Broberg (5th inning), Oct. 4, 1972
 Double: John Mayberry, off Don Stanhouse (4th inning), Oct. 4, 1972
 Triple: George Hendrick, OAK off Mike Hedlund (7th inning), Sept. 30, 1972
 HR: Gene Tenace, OAK, 2-run homer off Monty Montgomery (4th inning), Sept. 30, 1972
 KC HR: John Mayberry, 3-run homer off Vida Blue (5th inning), Sept. 29, 1972

"OLD" KAUFFMAN STADIUM FIRSTS (1973)

Game: Kansas City 12, Texas 1, April 10, 1973 (att: 39,464)
 Pitch: 7:39 p.m. by Paul Splittorff, KC, April 10, 1973
 Batter: Dave Nelson, Texas (grounded out to Paul Splittorff), April 10, 1973
 Hit: Amos Otis, KC off Pete Broberg (1st inning), Texas, April 10, 1973
 Run: Fred Patek, KC (1st inning) Texas, April 10, 1973
 Win: Kansas City 12, Texas 1, April 10, 1973
 Winning Pitcher: Paul Splittorff (9.0 IP, 5 H, 1 R, 3 BB, 1 SO), KC, April 10, 1973
 Save: Bruce Dal Canton (3.0 IP, 3 H, 2 ER), KC vs. Chicago, April 13, 1973
 RBI: John Mayberry, KC, 2-run single to right off Pete Broberg, Texas (1st inning), April 10, 1973
 Double: Amos Otis, KC off Pete Broberg, Texas (2nd inning), April 10, 1973
 Triple: Jeff Burroughs, Texas off Paul Splittorff, April 10, 1973
 HR: John Mayberry, 2-run homer off Bill Gogolewski (5th inning), Texas, April 10, 1973
 Grand Slam: Davey May, Milwaukee, off Dal Canton (9th inning), April 26, 1973
 Stolen Base: Fred Patek, KC (1st inning) Texas, April 10, 1973

"OLD" KAUFFMAN STADIUM LASTS (2008)

Game: Chicago 3, Kansas City 0, Sept. 21, 2008 (att: 16,920)
 Pitch: 3:38 p.m. by Bobby Jenks, CWS, Sept. 21, 2008
 Batter: Alex Gordon, KC (struck out), Sept. 21, 2008
 Hit: Jermaine Dye, CWS off Joel Peralta (9th inning), Sept. 21, 2008
 Run: Paul Konerko, CWS (7th inning), Sept. 21, 2008
 Win: Chicago 3, Kansas City 0, Sept. 21, 2008
 KC Win: Kansas City 5, Chicago 2, Sept. 20, 2008
 Winning Pitcher: John Danks (7.0 IP, 4 H, 0 R, 1 BB, 3 SO), CWS, Sept. 21, 2008
 KC Winning Pitcher: Kyle Davies (7.0 IP, 3 H, 2 R, 1 BB, 3 SO), CWS, Sept. 20, 2008
 Save: Bobby Jenks (1.0 IP, 2 SO), CWS, Sept. 21, 2008
 KC Save: Joakim Soria (1.0 IP, 1 H, 1 BB, 2 SO), CWS, Sept. 20, 2008
 RBI: Paul Konerko, CWS, 2-run homer to left off Brandon Duckworth (7th inning), Sept. 21, 2008
 Double: Jermaine Dye, CWS off Joel Peralta (9th inning), Sept. 21, 2008
 Triple: Alberto Callaspo, KC off Brandon Morrow, Seattle (5th inning), Sept. 16, 2008
 HR: Paul Konerko, CWS, 2-run homer to left off Brandon Duckworth (7th inning), Sept. 21, 2008
 KC HR: Kila Ka'aihue, 2-run homer to right off Gavin Floyd (7th inning), Sept. 20, 2008
 Grand Slam: Alexei Ramirez, Chicago, off Brian Bannister (4th inning), Sept. 19, 2008
 KC Grand Slam: Ryan Shealy, off Francisco Crueceta (1st inning), Seattle, Sept. 15, 2006
 Stolen Base: Mike Aviles, KC (6th inning) vs. Chicago, Sept. 21, 2008

"NEW" KAUFFMAN STADIUM FIRSTS (2009)

Game: New York 4, Kansas City 1, April 10, 2009 (att: 38,098)
 Pitch: 3:42 p.m. by Sidney Ponson, KC, April 10, 2009
 Batter: Derek Jeter, NYY (grounded out to second), April 10, 2009
 Hit: Johnny Damon, NYY off Sidney Ponson (1st inning), April 10, 2009
 Run: Johnny Damon, NYY off Sidney Ponson (1st inning), April 10, 2009
 KC Win: Kansas City 6, New York 4, April 12, 2009
 Winning Pitcher: Andy Pettitte (7.0 IP, 3 H, 1 R, 1 BB, 6 SO), New York, April 10, 2009
 KC Winning Pitcher: Juan Cruz (1.0 IP), New York, April 12, 2009
 Save: Mariano Rivera (1.0 IP, 1 H, 2 SO), New York, April 10, 2009
 KC Save: Joakim Soria (1.0 IP, 3 SO), New York, April 12, 2009
 RBI: Jorge Posada, NYY, 2-run single off Sidney Ponson (1st inning), April 10, 2009
 Double: Mike Jacobs, KC off Andy Pettitte (2nd inning), New York, April 10, 2009
 Triple: Nick Swisher, NYY off Horacio Ramirez, Kansas City (3rd inning), April 11, 2009
 HR: Nick Swisher, NYY off Horacio Ramirez, Kansas City (5th inning), April 11, 2009
 KC HR: John Buck, solo homer to left off Joba Chamberlain (3rd inning), New York, April 12, 2009
 KC Grand Slam: John Buck, off Vinnie Chulk (8th inning), Cleveland, April 14, 2009
 Stolen Base: Derek Jeter, NYY (3rd inning) Kansas City, April 11, 2009



POSITIONAL CHART

ALL-TIME GAMES BY POSITION

C	Mike Macfarlane, 1987-94, 1996-98	798
1B	Eric Hosmer, 2011-17	1,029
2B	Frank White, 1973-90	2,150
3B	George Brett, 1973-92	1,692
SS	Freddie Patek, 1971-79	1,241
LF	Alex Gordon, 2010-17	1,041
CF	Amos Otis, 1970-83	1,793
RF	Al Cowens, 1974-79	676
DH	Hal McRae, 1974-87	1,388
P	Jeff Montgomery, 1988-99	686
Starts	Paul Splittorff, 1970-84	392

1969

C	Ellie Rodriguez (95)
1B	Mike Fiore (107)
2B	Jerry Adair (126)
3B	Joe Foy (145)
SS	Jackie Hernandez (145)
LF	Lou Piniella (135)
CF	Pat Kelly (112)
RF	Bob Oliver (118)
DH	None

1970

C	Ed Kirkpatrick (134)
1B	Bob Oliver (160)
2B	Cookie Rojas (98)
3B	Paul Schaaf (124)
SS	Jackie Hernandez (83)
LF	Lou Piniella (144)
CF	Amos Otis (159)
RF	Pat Kelly (136)
DH	None

1971

C	Jerry May (71)
1B	Gail Hopkins (103)
2B	Cookie Rojas (115)
3B	Paul Schaaf (161)
SS	Fred Patek (147)
LF	Lou Piniella (126)
CF	Amos Otis (147)
RF	Joe Keogh (110)
DH	None

1972

C	Ed Kirkpatrick (113)
1B	John Mayberry (149)
2B	Cookie Rojas (137)
3B	Paul Schaaf (127)
SS	Fred Patek (136)
LF	Lou Piniella (151)
CF	Amos Otis (143)
RF	Richie Scheinblum (134)
DH	None

1973

C	Fran Healy (95)
1B	John Mayberry (152)
2B	Cookie Rojas (139)
3B	Paul Schaaf (121)
SS	Fred Patek (135)
LF	Lou Piniella (144)
CF	Amos Otis (148)
RF	Ed Kirkpatrick (126)
DH	Hal McRae (106)

1974

C	Fran Healy (138)
1B	John Mayberry (106)
2B	Cookie Rojas (141)
3B	George Brett (132)
SS	Fred Patek (149)
LF	Jim Wohlford (125)
CF	Amos Otis (143)
RF	Vada Pinson (91)
DH	Hal McRae (90)

1975

C	Buck Martinez (79)
1B	John Mayberry (131)
2B	Cookie Rojas (116)
3B	George Brett (159)
SS	Fred Patek (136)
LF	Hal McRae (114)
CF	Amos Otis (130)
RF	Jim Wohlford (67)
DH	Harmon Killebrew (92)

1976

C	Buck Martinez (94)
1B	John Mayberry (160)
2B	Frank White (130)
3B	George Brett (157)
SS	Fred Patek (143)
LF	Tom Poquette (84)
CF	Amos Otis (152)
RF	Al Cowens (142)
DH	Hal McRae (117)

1977

C	Darrell Porter (125)
1B	John Mayberry (145)
2B	Frank White (152)
3B	George Brett (135)
SS	Fred Patek (154)
LF	Joe Zdeb (87)
CF	Amos Otis (140)
RF	Al Cowens (142)
DH	Hal McRae (115)

1978

C	Darrell Porter (145)
1B	Pete LaCock (106)
2B	Frank White (140)
3B	George Brett (128)
SS	Fred Patek (138)
LF	Willie Wilson (82)
CF	Amos Otis (136)
RF	Al Cowens (119)
DH	Hal McRae (153)

1979

C	Darrell Porter (141)
1B	Pete LaCock (108)
2B	Frank White (126)
3B	George Brett (149)
SS	Fred Patek (104)
LF	Willie Wilson (131)
CF	Amos Otis (146)
RF	Al Cowens (134)
DH	Hal McRae (100)

1980

C	Darrell Porter (81)
1B	Willie Aikens (138)
2B	Frank White (153)
3B	George Brett (112)
SS	U.L. Washington (152)
LF	Willie Wilson (102)
CF	Amos Otis (105)
RF	Clint Hurdle (125)
DH	Hal McRae (110)

1981

C	John Wathan (74)
1B	Willie Aikens (99)
2B	Frank White (93)
3B	George Brett (88)
SS	U.L. Washington (98)
LF	Willie Wilson (85)
CF	Amos Otis (86)
RF	Cesar Geronimo (50)
DH	Hal McRae (97)

1982

C	John Wathan (120)
1B	Willie Aikens (128)
2B	Frank White (144)
3B	George Brett (134)
SS	U.L. Washington (117)
LF	Willie Wilson (118)
CF	Amos Otis (125)
RF	Jerry Martin (134)
DH	Hal McRae (158)

1983

C	John Wathan (92)
1B	Willie Aikens (113)
2B	Frank White (145)
3B	George Brett (102)
SS	U.L. Washington (140)
LF	Willie Wilson (64)
CF	Amos Otis (55)
RF	Pat Sheridan (48)
DH	Hal McRae (155)

1984

C	Don Slaught (123)
1B	Steve Balboni (125)
2B	Frank White (129)
3B	Greg Pryor (107)
SS	Onix Concepcion (85)
LF	Darryl Motley (105)
CF	Willie Wilson (128)
RF	Pat Sheridan (101)
DH	Hal McRae (94)

1985

C	Jim Sundberg (112)
1B	Steve Balboni (160)
2B	Frank White (149)
3B	George Brett (152)
SS	Onix Concepcion (128)
LF	Lonnice Smith (119)
CF	Willie Wilson (140)
RF	Darryl Motley (76)
DH	Hal McRae (105)

1986

C	Jim Sundberg (134)
1B	Steve Balboni (137)
2B	Frank White (151)
3B	George Brett (115)
SS	Angel Salazar (115)
LF	Lonnice Smith (118)
CF	Willie Wilson (155)
RF	Darryl Motley (62)
DH	Jorge Orta (87)

1987

C	Jamie Quirk (108)
1B	George Brett (83)
2B	Frank White (152)
3B	Kevin Seitzer (141)
SS	Angel Salazar (116)
LF	Bo Jackson (95)
CF	Willie Wilson (143)
RF	Danny Tartabull (150)
DH	Steve Balboni (52)

1988

C	Jamie Quirk (79)
1B	George Brett (125)
2B	Frank White (148)
3B	Kevin Seitzer (147)
SS	Kurt Stillwell (124)
LF	Bo Jackson (104)
CF	Willie Wilson (143)
RF	Danny Tartabull (130)
DH	Bill Buckner (43)

1989

C	Bob Boone (129)
1B	George Brett (104)
2B	Frank White (132)
3B	Kevin Seitzer (159)
SS	Kurt Stillwell (130)
LF	Bo Jackson (110)
CF	Willie Wilson (108)
RF	Danny Tartabull (71)
DH	Pat Tabler (39)

1990

C	Mike Macfarlane (112)
1B	George Brett (102)
2B	Frank White (79)
3B	Kevin Seitzer (152)
SS	Kurt Stillwell (141)
LF	Jim Eisenreich (70)
CF	Bo Jackson (61)
RF	Danny Tartabull (52)
DH	Gerald Perry (68)

1991

C	Brent Mayne (80)
1B	Todd Benzinger (75)
2B	Terry Shumpert (144)
3B	Bill Pecota (102)
SS	Kurt Stillwell (118)
LF	Kirk Gibson (91)
CF	Brian McRae (150)
RF	Danny Tartabull (124)
DH	George Brett (118)

1992

C	Mike Macfarlane (104)
1B	Wally Joyner (145)
2B	Keith Miller (93)
3B	Gregg Jefferies (146)
SS	David Howard (74)
LF	Kevin McReynolds (94)
CF	Brian McRae (148)
RF	Jim Eisenreich (66)
DH	George Brett (132)

1993

C	Mike Macfarlane (114)
1B	Wally Joyner (146)
2B	Jose Lind (136)
3B	Gary Gaetti (72)
SS	Greg Gagne (159)
LF	Kevin McReynolds (104)
CF	Brian McRae (153)
RF	Felix Jose (136)
DH	George Brett (140)

1994

C	Mike Macfarlane (81)
1B	Wally Joyner (86)
2B	Jose Lind (84)
3B	Gary Gaetti (85)
SS	Greg Gagne (106)
LF	Vince Coleman (99)
CF	Brian McRae (110)
RF	Felix Jose (98)
DH	Bob Hamelin (69)

1995

C	Brent Mayne (103)
1B	Wally Joyner (126)
2B	Keith Lockhart (61)
3B	Gary Gaetti (123)
SS	Greg Gagne (118)
LF	Vince Coleman (57)
CF	Tom Goodwin (95)
RF	Joe Nunnally (92)
DH	Bob Hamelin (56)

1996

C	Mike Macfarlane (99)
1B	Jose Offerman (96)
2B	Keith Lockhart (84)
3B	Joe Randa (92)
SS	David Howard (135)
LF	Tom Goodwin (75)
CF	Johnny Damon (89)
RF	Michael Tucker (73)
DH	Joe Vitiello (70)

1997

C	Mike Macfarlane (81)
1B	Jeff King (150)
2B	Jose Offerman (101)
3B	Craig Paquette (72)
SS	Jay Bell (149)
LF	Chip Roberts (82)
CF	Tom Goodwin (96)
RF	Jermaine Dye (75)
DH	Chili Davis (133)

1998

C	Mike Sweeney (91)
1B	Jeff King (112)
2B	Jose Offerman (152)
3B	Dean Palmer (129)
SS	Mendy Lopez (75)
LF	Jeff Conine (50)
CF	Johnny Damon (130)
RF	Jermaine Dye (59)
DH	Terry Pendleton (40)

POSITIONAL CHART (CONT.)



1999

C..... Chad Kreuter (101)
 1B..... Mike Sweeney (74)
 2B..... Carlos Febles (122)
 3B..... Joe Randa (156)
 SS..... Rey Sanchez (134)
 LF..... Johnny Damon (132)
 CF..... Carlos Beltran (134)
 RF..... Jermaine Dye (137)
 DH..... Jeremy Giambi (48)

2000

C..... Greg Zaun (76)
 1B..... Mike Sweeney (114)
 2B..... Carlos Febles (99)
 3B..... Joe Randa (156)
 SS..... Rey Sanchez (143)
 LF..... Mark Quinn (78)
 CF..... Carlos Beltran (83)
 RF..... Jermaine Dye (146)
 DH..... Johnny Damon (25)

2001

C..... Hector Ortiz (55)
 1B..... Mike Sweeney (108)
 2B..... Carlos Febles (78)
 3B..... Joe Randa (137)
 SS..... Rey Sanchez (100)
 LF..... Dee Brown (77)
 CF..... Carlos Beltran (152)
 RF..... Jermaine Dye (92)
 DH..... Raul Ibanez (33)

2002

C..... Brent Mayne (99)
 1B..... Mike Sweeney (102)
 2B..... Carlos Febles (116)
 3B..... Joe Randa (129)
 SS..... Neifi Perez (139)
 LF..... Chuck Knoblauch (74)
 CF..... Carlos Beltran (149)
 RF..... Michael Tucker (67)
 DH..... Raul Ibanez (36)

2003

C..... Brent Mayne (112)
 1B..... Ken Harvey (99)
 2B..... Desi Relaford (89)
 3B..... Joe Randa (129)
 SS..... Angel Berroa (158)
 LF..... Raul Ibanez (128)
 CF..... Carlos Beltran (130)
 RF..... Aaron Guiel (87)
 DH..... Mike Sweeney (62)

2004

C..... John Buck (68)
 1B..... Ken Harvey (73)
 2B..... Tony Graffanino (75)
 3B..... Joe Randa (119)
 SS..... Angel Berroa (133)
 LF..... Emil Brown (53)
 CF..... David DeJesus (85)
 RF..... Matt Stairs (57)
 DH..... Mike Sweeney (47)

2005

C..... John Buck (117)
 1B..... Matt Stairs (64)
 2B..... Ruben Gotay (81)
 3B..... Mark Teahen (128)
 SS..... Angel Berroa (159)
 LF..... Terrance Long (103)
 CF..... David DeJesus (119)
 RF..... Emil Brown (129)
 DH..... Mike Sweeney (73)

2006

C..... John Buck (112)
 1B..... Doug Mientkiewicz (90)
 2B..... Mark Grudzielanek (132)
 3B..... Mark Teahen (109)
 SS..... Angel Berroa (131)
 LF..... Emil Brown (87)
 CF..... Joey Gathright (76)
 RF..... Reggie Sanders (73)
 DH..... Mike Sweeney (59)

2007

C..... John Buck (112)
 1B..... Ross Gload (89)
 2B..... Mark Grudzielanek (116)
 3B..... Alex Gordon (137)
 SS..... Tony Pena (150)
 LF..... Emil Brown (78)
 CF..... David DeJesus (156)
 RF..... Mark Teahen (137)
 DH..... Billy Butler (70)

2008

C..... John Buck (107)
 1B..... Ross Gload (111)
 2B..... Mark Grudzielanek (85)
 3B..... Alex Gordon (133)
 SS..... Tony Pena (94)
 LF..... David DeJesus (71)
 CF..... Joey Gathright (100)
 RF..... Mark Teahen (92)
 DH..... Billy Butler (84)

2009

C..... Miguel Olivo (103)
 1B..... Billy Butler (145)
 2B..... Alberto Callaspo (146)
 3B..... Mark Teahen (107)
 SS..... Yuniesky Betancourt (71)
 LF..... David DeJesus (139)
 CF..... Mitch Maier (85)
 RF..... Jose Guillen (65)
 DH..... Mike Jacobs (106)

2010

C..... Jason Kendall (118)
 1B..... Billy Butler (127)
 2B..... Mike Aviles (87)
 3B..... Alberto Callaspo (76)
 SS..... Yuniesky Betancourt (151)
 LF..... Scott Podsednik (92)
 CF..... Mitch Maier (65)
 RF..... David DeJesus (70)
 DH..... Jose Guillen (84)

2011

C..... Brayan Pena (69)
 1B..... Eric Hosmer (127)
 2B..... Chris Getz (110)
 3B..... Mike Moustakas (89)
 SS..... Alcides Escobar (158)
 LF..... Alex Gordon (148)
 CF..... Melky Cabrera (144)
 RF..... Jeff Francoeur (153)
 DH..... Billy Butler (142)

2012

C..... Salvador Perez (74)
 1B..... Eric Hosmer (148)
 2B..... Chris Getz (61)
 3B..... Mike Moustakas (149)
 SS..... Alcides Escobar (155)
 LF..... Alex Gordon (160)
 CF..... Jarrod Dyson (88)
 RF..... Jeff Francoeur (145)
 DH..... Billy Butler (138)

2013

C..... Salvador Perez (137)
 1B..... Eric Hosmer (158)
 2B..... Chris Getz (68)
 3B..... Mike Moustakas (134)
 SS..... Alcides Escobar (158)
 LF..... Alex Gordon (155)
 CF..... Lorenzo Cain (92)
 RF..... David Lough (74)
 DH..... Billy Butler (150)

2014

C..... Salvador Perez (146)
 1B..... Eric Hosmer (130)
 2B..... Omar Infante (134)
 3B..... Mike Moustakas (138)
 SS..... Alcides Escobar (162)
 LF..... Alex Gordon (156)
 CF..... Jarrod Dyson (106)
 RF..... Nori Aoki (119)
 DH..... Billy Butler (108)

2015

C..... Salvador Perez (139)
 1B..... Eric Hosmer (154)
 2B..... Omar Infante (124)
 3B..... Mike Moustakas (146)
 SS..... Alcides Escobar (148)
 LF..... Alex Gordon (101)
 CF..... Lorenzo Cain (136)
 RF..... Alex Rios (105)
 DH..... Kendrys Morales (141)

2016

C..... Salvador Perez (128)
 1B..... Eric Hosmer (154)
 2B..... Whit Merrifield (65)
 3B..... Cheslor Cuthbert (127)
 SS..... Alcides Escobar (162)
 LF..... Alex Gordon (126)
 CF..... Lorenzo Cain (72)
 RF..... Paulo Orlando (89)
 DH..... Kendrys Morales (138)

2017

C..... Salvador Perez (115)
 1B..... Eric Hosmer (158)
 2B..... Whit Merrifield (132)
 3B..... Mike Moustakas (162)
 SS..... Alcides Escobar (127)
 LF..... Alex Gordon (140)
 CF..... Lorenzo Cain (151)
 RF..... Jorge Bonifacio (92)
 DH..... Brandon Moss (90)

SEASON BATTING LEADERS BY POSITION

CATCHER			Home runs			RBI			Player			Year					
Average	Player	Year	22	Player	Year	91	Player	Year	1997	Player	Year	1997	Player	Year			
.287	Salvador Perez	2013	22	Frank White	1986	78	Jay Bell	1997	Yuniesky Betancourt	2010	Angel Berroa	2003					
.284	Darrell Porter	1979	18	Whit Merrifield	2017	73											
.277	Mike Macfarlane	1996															
Home runs			RBI			THIRD BASEMEN			OUTFIELDERS			Year					
24	Player	Year	84	Player	Year	332	Player	Year	1980	Player	Year	1982	Player	Year			
21	Salvador Perez	2017	78	Frank White	1987	.328	Willie Wilson	1980	Willie Wilson	1982	Johnny Damon	2000	Danny Tartabull	1991			
21	Salvador Perez	2016	75	Frank White	1983	.326	Willie Wilson	1980	Willie Wilson	1982	Johnny Damon	2000	Jermaine Dye	2000			
21	Salvador Perez	2015											Danny Tartabull	1991			
RBI			Average			Home runs			Player			Year					
98	Player	Year	.394	Player	Year	32	Player	Year	1980	Player	Year	1980	Player	Year			
76	Darrell Porter	1979	.339	George Brett	1980	31	Danny Tartabull	1997	32	Jermaine Dye	2000	119	Jermaine Dye	1999			
74	Salvador Perez	2013	.336	George Brett	1976	31	Jermaine Dye	2000	31	Jermaine Dye	1997	110	Jermaine Dye	2000			
				George Brett	1985	31	Danny Tartabull	1991	31	Al Cowens	1977	107	Al Cowens	2000			
FIRST BASEMEN			Home runs			RBI			DESIGNATED HITTERS			Year					
.348	Player	Year	34	Player	Year	329	Player	Year	1976	Player	Year	1976	Player	Year			
.347	Mike Sweeney	2002	31	Mike Moustakas	2017	.315	Hal McRae	1983	315	Billy Butler	2012	311	Billy Butler	2012			
.341	Mike Sweeney	2000	29	Gary Gaetti	1995	.311	Hal McRae	1983	.311	Hal McRae	1983	.311	Hal McRae	1983			
	George Brett	1990	29	George Brett	1985												
Home runs			RBI			SHORTSTOPS			Home runs			Player			Year		
36	Player	Year	114	Player	Year	303	Player	Year	30	Player	Year	1997	Player	Year			
29	Steve Balboni	1985	104	George Brett	1985	.294	Rey Sanchez	2001	27	Hal McRae	1982	23	Billy Butler	2012			
27	Steve Balboni	1986				.293	Rey Sanchez	1999	23	Billy Butler	2012						
	Three times	-					Alcides Escobar	2012									
RBI			Home runs			SECOND BASEMEN			Player			Year					
106	Player	Year	17	Player	Year	317	Player	Year	1982	Player	Year	1997	Player	Year			
103	Jeff King	1997	21	Jay Bell	1998	.304	Hal McRae	1982	133	Hal McRae	1982	30	Chili Davis	1997			
99	Mike Sweeney	2000	17	Angel Berroa	2003	.303	Hal McRae	1982	104	Hal McRae	1982	27	Hal McRae	1982			
	Eric Hosmer	2016	16	Yuniesky Betancourt	2010	.303	Kendrys Morales	2012	93	Billy Butler	2012	23	Billy Butler	2012			



ATTENDANCE RECORDS

	Attendance	Opponent	Date
Season	2,708,549	n/a	2015
Single Game	41,860	New York	July 26, 1980
Day Game	41,788	Seattle	April 11, 2005
Night Game	41,860	New York	July 26, 1980
Day Doubleheader	35,295	California	June 20, 1971
T-N Doubleheader	42,039	Milwaukee	August 8, 1983
Opening Day	41,788	Seattle	April 11, 2005
4-Game Series	161,019	New York	July 21-24, 1988
3-Game Series	121,956	New York	July 25-27, 1980
2-Game Series	79,042	New York	July 24-25, 1978
Memorial Day	41,189	Minnesota	May 29, 1989
Independence Day	40,804	Boston	July 4, 1988
Labor Day	37,043	Minnesota	September 3, 1984
Week Night	42,039	Milwaukee	August 8, 1983 (doubleheader)
Saturday Day	38,944	Baltimore	July 18, 1987
Saturday Night	41,860	New York	July 26, 1980
Sunday	41,329	Oakland	September 21, 1980
Road Game	73,303	at Cleveland	July 4, 1986
Municipal Stadium	36,623	Oakland	August 3, 1971
Lowest Municipal Stadium	3,454	Minnesota	July 3, 1969
Kauffman Stadium (1973-2017)			
All-Star Game	40,933	N.L. vs. A.L.	July 10, 2012
Wild Card Game	40,502	Oakland	September 30, 2014
Division Series	40,657	2014-Game 3	October 5, 2014
Championship Series	42,633	1980-Game 2	October 9, 1980
World Series	42,380	1980-Game 3	October 17, 1980
Lowest Game	6,180	Texas	September 22, 1975

TOP 5 REGULAR SEASON HOME CROWDS

Date	Opponent	Attendance
1. August 8, 1983 (doubleheader)	Milwaukee	42,039
2. July 26, 1980	New York	41,860
3. April 11, 2005	Seattle	41,788
4. April 5, 2004	Chicago	41,575
5. June 30, 1979	California	41,451

ROYALS YEARLY/AVERAGE ATTENDANCE

Year	Attendance	Dates	Average	Year	Attendance	Dates	Average
1969*	902,183	73	12,359	1993	1,934,578	80	24,182
1970*	693,047	72	9,626	1994	1,400,494	57	24,570
1971*	910,784	72	12,650	1995	1,233,296	70	17,619
1972*	707,656	69	10,256	1996	1,436,007	80	17,950
1973	1,345,341	74	18,180	1997	1,517,638	77	19,710
1974	1,173,292	78	15,042	1998	1,494,875	79	18,922
1975	1,151,836	77	14,959	1999	1,506,068	78	19,309
1976	1,680,265	78	21,542	2000	1,677,915	81	20,715
1977	1,852,603	76	24,376	2001	1,536,371	81	18,967
1978	2,255,493	80	28,194	2002	1,323,034	77	17,182
1979	2,261,845	79	28,631	2003	1,774,535	78	22,750
1980	2,288,714	81	28,256	2004	1,661,482	79	21,031
1981	1,279,403	47	27,221	2005	1,371,181	79	17,357
1982	2,284,464	80	28,556	2006	1,372,638	80	17,158
1983	1,963,875	79	24,859	2007	1,616,867	81	19,961
1984	1,810,018	77	23,507	2008	1,578,922	79	19,986
1985	2,162,717	80	27,034	2009	1,797,887	80	22,474
1986	2,320,764	78	29,753	2010	1,615,326	80	20,192
1987	2,392,471	80	29,906	2011	1,724,370	81	21,289
1988	2,350,181	80	29,377	2012	1,739,821	80	21,748
1989	2,477,700	80	30,971	2013	1,750,754	81	21,614
1990	2,244,956	78	28,781	2014	1,956,482	81	24,154
1991	2,161,537	80	27,019	2015	2,708,549	81	33,438
1992	1,867,689	79	23,642	2016	2,557,622	81	31,576
				2017	2,220,370	80	27,755
*The Royals played in Municipal Stadium from 1969-72.				Totals	85,045,916	3,788	22,451

KAUFFMAN STADIUM WEATHER POSTPONEMENTS

BY MONTH	BY CLUB	
April..... 27	Arizona..... 1	Minnesota..... 7
May..... 18	Baltimore..... 7	Montreal..... 1
June..... 14	Boston..... 8	New York..... 2
July..... 5	Chicago..... 4	Oakland..... 5
August..... 9	Cleveland..... 9	Seattle..... 7
September..... 10	Detroit..... 7	Tampa Bay..... 2
October..... 1	Los Angeles (AL)..... 11	Texas..... 5
	Milwaukee..... 5	Toronto..... 3

BY YEAR

6 times: 2003	2 times: 1974, 1975, 1976, 1979, 1985, 1992, 1995, 1998, 1999, 2004, 2005, 2008, 2016, 2017
4 times: 1984, 1997, 2002	1 time: 1980, 1982, 1987, 1988, 1989, 1991, 1993, 1996, 2006, 2009, 2010, 2012, 2014, 2015
3 times: 1973, 1977, 1981, 1983, 1986, 1990, 1994, 2013	None: 1978, 2000, 2001, 2007, 2011



Dan Quisenberry recorded 51 wins and 238 saves for the Royals between 1979-87.

OPPONENTS

R

50

R

50



AMERICAN LEAGUE OPPONENTS



BALTIMORE ORIOLES

2018 SCHEDULE

Date	Site	Time
May 8	Baltimore	6:05 p.m.
May 9	Baltimore	6:05 p.m.
May 10	Baltimore	6:05 p.m.
August 31	Kansas City	7:15 p.m.
September 1	Kansas City	6:15 p.m.
September 2	Kansas City	1:15 p.m.

*All Times Central

AL East

2017 Record: 75-87 (5th in East)
Oriole Park at Camden Yards (Capacity: 45,971)
 333 West Camden Street • Baltimore, MD 21201
Website: www.orioles.com • **Phone:** (410) 547-6100

Executive VP, Baseball Operations: Dan Duquette
Field Manager: Buck Showalter, ninth season (eighth full)
 Vice President, Communications & Marketing: Greg Bader
Director, Public Relations: Kristen Hudak
Manager, Media Relations: Jim Misudek
Director, Team Travel: Kevin Buck
Credentials/Parking contact:
 Adam Esselman (aesselman@orioles.com)



Buck Showalter
(1,504-1,402)

SERIES INFORMATION

Royals vs. Orioles - All-time results:
 at KC 120-123 (3-0 in '17)
 at BAL 91-147 (0-3)
 Overall 211-270 (3-3)

Royals Record at Stadiums:
 Municipal (1969-72) 7-17
 Memorial (1969-91) 54-80
 Kauffman (1973-present) 113-106
 Camden Yards (1992-present) 37-67

Last Royals 2-game sweep:
 at KC July 17-18, 1991
 at BAL May 13-14, 1985

Last Royals 3-game sweep:
 at KC May 12-14, 2017
 at BAL Aug. 28-30, 1998

Last Royals 4-game sweep:
 at KC July 29-Aug. 1, 1982
 at BAL none

Last Orioles 2-game sweep:
 at KC May 16-17, 2012
 at BAL April 2-3, 1997

Last Orioles 3-game sweep:
 at KC May 28-30, 2007
 at BAL July 31-Aug. 2, 2017

Last Orioles 4-game sweep:
 at KC July 16-19, 1987
 at BAL May 2-5, 2002

Series Swept By Royals:
 2-Game 6
 3-Game 10
 4-Game 2

Series Swept By Orioles:
 2-Game 11
 3-Game 23
 4-Game 2

Longest Winning Streak:
 by KC 15 July 26, 1987-April 11, 1989
 by BAL 23 May 10, 1969-Aug. 2, 1970

Most Runs, Game:
 by KC 15 (2x) 15-2, Aug. 16, 1992 at KC
 15-5, April 29, 1999 at BAL
 by BAL 15 15-5, May 9, 2003 (G1) at KC

Widest Margin Victory:
 by KC 13 15-2, Aug. 16, 1992 at KC
 by BAL 13 (2x) 14-1, Aug. 3, 1990 at BAL
 13-0, April 28, 2002 at KC

Longest Game, Innings:
 16 (2x) May 28, 1979 at KC, 5-4 Royals win
 June 15, 1996 at KC, 7-6 Royals win



BOSTON RED SOX

2018 SCHEDULE

Date	Site	Time
April 30	Boston	6:10 p.m.
May 1	Boston	6:10 p.m.
May 2	Boston	12:05 p.m.
July 6	Kansas City	7:15 p.m.
July 7	Kansas City	6:15 p.m.
July 8	Kansas City	1:15 p.m.

*All Times Central

AL East

2017 Record: 93-69 (1st in East)
Fenway Park (Capacity: 37,755-night; 37,305-day)
 4 Yawkey Way • Boston, MA 02215
Website: www.redsox.com • **Phone:** (617) 226-6000

President of Baseball Operations: Dave Dombrowski
Field Manager: Alex Cora, first season
Senior Director, Media Relations: Kevin Gregg
Senior Manager, Media Relations: Abby Murphy
Manager, Media Relations & Baseball Information: Justin Long
Senior Director, Team Travel: Jack McCormick
Credentials/Parking contact: Abby Murphy (amurphy@redsox.com)



Alex Cora
(n/a)

SERIES INFORMATION

Royals vs. Red Sox - All-time results:
 at KC 129-105 (2-1 in '17)
 at BOS 106-130 (2-1)
 Overall 235-235 (4-2)

Royals Record at Stadiums:
 Municipal (1969-72) 14-10
 Fenway (1969-present) 106-130
 Kauffman (1973-present) 115-95

Last Royals 2-game sweep:
 at KC May 13-14, 1997
 at BOS May 5-6, 1997

Last Royals 3-game sweep:
 at KC Aug. 8-10, 2006
 at BOS April 26-28, 1996

Last Royals 4-game sweep:
 at KC none
 at BOS none

Last Red Sox 2-game sweep:
 at KC none
 at BOS May 8-9, 1978

Last Red Sox 3-game sweep:
 at KC April 19-21, 2002
 at BOS July 18-20, 2014

Last Red Sox 4-game sweep:
 at KC none
 at BOS May 19-22, 2008

Series Swept By Royals:
 2-Game 4
 3-Game 13

Series Swept By Red Sox:
 2-Game 4
 3-Game 16
 4-Game 2

Longest Winning Streak:
 by KC 12 Aug. 23, 1970-Aug. 25, 1971
 by BOS 7 (2x) Aug. 17, 1969-June 7, 1970
 May 8-Aug. 11, 1998

Most Runs, Game:
 by KC 13 (9x) last: 13-11, June 1, 2000 at BOS
 by BOS 22 22-11, April 12, 1994 at KC

Widest Margin Victory:
 by KC 11 13-2, Aug. 2, 1986 at BOS
 by BOS 14 18-4, April 13, 1983 at KC

Longest Game, Innings:
 15 Aug. 26, 1976 at BOS, 7-6 Royals win



CHICAGO WHITE SOX

2018 SCHEDULE

Date	Site	Time
March 29	Kansas City	6:15 p.m.
March 31	Kansas City	6:15 p.m.
April 1	Kansas City	1:15 p.m.
April 26	Kansas City	7:15 p.m.
April 27	Kansas City	7:15 p.m.
April 28	Kansas City	6:15 p.m.
April 29	Kansas City	1:15 p.m.
July 13	Chicago	7:10 p.m.
July 14	Chicago	1:10 p.m.
July 15	Chicago	1:10 p.m.
July 31	Chicago	7:10 p.m.
August 1	Chicago	7:10 p.m.
August 2	Chicago	1:10 p.m.
August 17	Chicago	7:10 p.m.
August 18	Chicago	6:10 p.m.
August 19	Chicago	1:10 p.m.
September 10	Kansas City	7:15 p.m.
September 11	Kansas City	7:15 p.m.
September 12	Kansas City	7:15 p.m.

*-All times Central

SERIES INFORMATION

Royals vs. White Sox - All-time results:
 at KC 202-171 (6-4 in '17)
 at CWS 170-214 (3-6)
 Overall 372-385 (9-10)

Royals Record at Stadiums:
 Municipal (1969-72) 22-11
 Comiskey Park (1969-90) 70-92
 Kauffman (1973-present) 180-160
 Guaranteed Rate (1991-present) 100-122

Last Royals 2-game sweep:
 at KC July 4-5, 2009
 at CWS Sept. 26-27, 1972

Last Royals 3-game sweep:
 at KC July 21-23, 2017
 at CWS June 13-15, 2014

Last Royals 4-game sweep:
 at KC July 25-28, 1994
 at CWS none

AL Central

2017 Record: 67-95 (4th in Central)
U.S. Cellular Field (Capacity: 40,615)
 333 West 35th Street • Chicago, IL 60616
Website: www.whitesox.com • **Phone:** (312) 674-1000

Senior VP & General Manager: Rick Hahn
Field Manager: Rick Renteria, second season
Senior Director, Media Relations: Bob Beghtol
Assistant Director, Media Relations: Ray Garcia
Director, Team Travel: Ed Cassin
Credentials contact: Hannah Sundwall (hsundwall@chisox.com)



Rick Renteria
(140-184)

Last White Sox 2-game sweep:
 at KC April 23-24, 2007
 at CWS Aug. 31 & Sept. 1, 1983

Last White Sox 3-game sweep:
 at KC Sept. 4-6, 2015
 at CWS April 24-26, 2017

Last White Sox 4-game sweep:
 at KC July 10-13, 1997
 at CWS May 30-June 2, 1985

Series Swept By Royals:
 2-game 5
 3-game 23
 4-game 1

Series Swept By White Sox:
 2-game 8
 3-game 26
 4-game 2

Longest Winning Streak:
 by KC 6 (3x) Sept. 13, 1972-April 15, 1973
 by CWS 14 (3x) May 31-Aug. 21, 1982
 by CWS 11 Aug. 7-Sept. 7, 2012
 by CWS 11 Oct. 3, 2004-July 25, 2005

Most Runs, Game:
 by KC 14 (3x) 14-5, May 13, 1979 at CWS
 by CWS 14-3, Aug. 3, 2008 at KC
 by CWS 14-6, Aug. 13, 2017 at CWS
 by CWS 19 19-3, Sept. 27, 2003 at KC

Widest Margin Victory:
 by KC 12 12-0, Aug. 30, 1978 at KC
 by CWS 16 Sept. 27, 2003 at KC

Longest Game, Innings:
 17 May 25, 1986 at KC, 2-1 Royals win



CLEVELAND INDIANS

2018 SCHEDULE

Date	Site	Time
April 6	Cleveland	3:10 p.m.
April 7	Cleveland	3:10 p.m.
April 8	Cleveland	12:10 p.m.
May 11	Cleveland	6:10 p.m.
May 12	Cleveland	3:10 p.m.
May 13	Cleveland	12:10 p.m.
July 2	Kansas City	7:15 p.m.
July 3	Kansas City	7:15 p.m.
July 4	Kansas City	7:15 p.m.
August 24	Kansas City	7:15 p.m.
August 25	Kansas City	6:15 p.m.
August 26	Kansas City	1:15 p.m.
September 3	Cleveland	3:10 p.m.
September 4	Cleveland	6:10 p.m.
September 5	Cleveland	12:10 p.m.
September 27	Kansas City	7:15 p.m.
September 28	Kansas City	7:15 p.m.
September 29	Kansas City	6:15 p.m.
September 30	Kansas City	2:15 p.m.

*-All times Central

SERIES INFORMATION

Royals vs. Indians - All-time results:
 at KC 176-163 (4-5 in '17)
 at CLE 152-195 (3-7)
 Overall 328-358 (7-12)

Royals Record at Stadiums:
 Municipal (1969-72) 12-12
 Cleveland Stadium (1969-93) 73-74
 Kauffman (1973-present) 164-151
 Progressive Field (1994-present) 79-121

Last Royals 2-game sweep:
 at KC June 10-11, 2014
 at CLE May 19-20, 2010

Last Royals 3-game sweep:
 at KC June 13-15, 2016
 at CLE June 24-26, 2003

Last Royals 4-game sweep:
 at KC none
 at CLE June 15-17, 1973

AL Central

2017 Record: 102-60 (1st in Central)
Progressive Field (Capacity: 35,041)
 2401 Ontario Street • Cleveland, OH 44115
Website: www.indians.com • **Phone:** (216) 420-4200

President, Baseball Operations: Chris Antonetti
Field Manager: Terry Francona, sixth season
Director, Baseball Information: Bart Swain
Assistant Director, Baseball Information: Court Berry-Tripp
Director, Team Travel: Mike Seghi
Credentials contact:
 Nina Zimmerman (nzimmerman@indians.com) or Ryan Milowicki (rmilowicki@indians.com)



Terry Francona
(1,483-1,269)

Last Indians 2-game sweep:
 at KC May 16-17, 2011
 at CLE April 12-13, 2002

Last Indians 3-game sweep:
 at KC Sept. 30-Oct. 2, 2016
 at CLE Aug. 25-27, 2017

Last Indians 4-game sweep:
 at KC none
 at CLE June 2-5, 2016

Series Swept By Royals:
 2-game 14
 3-game 12
 4-game 1

Series Swept By Indians:
 2-game 8
 3-game 29
 4-game 3

Longest Winning Streak:
 by KC 9 June 1-Aug. 15, 1973
 by CLE 10 July 21-Sept. 24, 2005

Most Runs, Game:
 by KC 15 (2x) 15-7, April 27, 1979 at KC
 by CLE 19 19-1, May 16, 2011 at KC

Widest Margin Victory:
 by KC 12 12-0, July 29, 2011 at CLE
 by CLE 18 18-1, May 16, 2011 at KC

Longest Game, Innings:
 17 May 2, 1970 at KC, 4-3 Royals win



AMERICAN LEAGUE OPPONENTS (CONT.)



DETROIT TIGERS

2018 SCHEDULE

Date	Site	Time
April 2	Detroit	12:10 p.m.
April 3	Detroit	12:10 p.m.
April 4	Detroit	12:10 p.m.
April 20	Detroit	6:10 p.m.
April 21	Detroit	12:10 p.m.
April 22	Detroit	12:10 p.m.
May 3	Kansas City	1:15 p.m.
May 4	Kansas City	7:15 p.m.
May 5	Kansas City	3:15 p.m.
May 6	Kansas City	1:15 p.m.
July 23	Kansas City	7:15 p.m.
July 24	Kansas City	7:15 p.m.
July 25	Kansas City	1:15 p.m.
August 28	Kansas City	7:15 p.m.
August 29	Kansas City	1:15 p.m.
September 20	Detroit	6:10 p.m.
September 21	Detroit	6:10 p.m.
September 22	Detroit	5:10 p.m.
September 23	Detroit	12:10 p.m.

*All times Central

SERIES INFORMATION

Royals vs. Tigers - All-time results:

at KC179-162 (5-5 in '17)
 at DET165-177 (6-3)
 Overall.....344-339 (11-8)

Royals Record at Stadiums:

Municipal (1969-72) 10-14
 Tiger Stadium (1969-99) 87-92
 Kauffman (1973-present) 169-148
 Comerica Park (2000-present) ... 78-85

Last Royals 2-game sweep:

at KCApril 14-15, 1987
 at DETApril 9-10, 2003

Last Royals 3-game sweep:

at KCAug. 28-30, 2012
 at DETJuly 24-26, 2017

Last Royals 4-game sweep:

at KCSept. 19-21, 2005
 at DETAug. 3-5, 1984

AL Central

2017 Record: 64-98 (5th in Central)

Comerica Park (Capacity: 41,083)

2100 Woodward Avenue • Detroit, MI 48201

Website: www.tigers.com • Phone: (313) 471-2000

Executive VP of Baseball Operations & GM: Al Avila

Field Manager: Ron Gardenhire, first season

Vice President, Communications: Ron Colangelo

Director, Media Relations: Chad Crunk

Director, Team Travel: Brian Britten

Credentials contact:

Michele Wysocki (michele.wysocki@detroitigers.com)



Ron Gardenhire
(1,068-1,039)

Last Tigers 2-game sweep:

at KCApril 3 & 5, 2006
 at DETMarch 31 & April 2, 2014

Last Tigers 3-game sweep:

at KCMay 2-4, 2014
 at DETJuly 6-8, 2012

Last Tigers 4-game sweep:

at KCMay 22-25, 2006
 at DETSept. 24-27, 2012

Series Swept By Royals:

2-game9
 3-game18
 4-game3

Series Swept By Tigers:

2-game11
 3-game20
 4-game2

Longest Winning Streak:

by KC8Sept. 26, 2002-July 4, 2003
 by DET11April 3-July 15, 2006

Most Runs, Game:

by KC2626-5, Sept. 9, 2004 at DET (G1)
 by DET1919-4, July 21, 2008 at KC

Widest Margin Victory:

by KC2126-5, Sept. 9, 2004 at DET (G1)
 by DET1717-0, July 19, 1991 at KC

Longest Game, Innings:

16July 29, 1995 at KC, 5-4 Royals win



HOUSTON ASTROS

2018 SCHEDULE

Date	Site	Time
June 15	Kansas City	7:15 p.m.
June 16	Kansas City	1:15 p.m.
June 17	Kansas City	1:15 p.m.
June 22	Houston	7:10 p.m.
June 23	Houston	6:15 p.m.
June 24	Houston	1:10 p.m.

*All Times Central

SERIES INFORMATION

Royals vs. Astros - All-time results:

at KC13-18 (2-2 in '17)
 at HOU17-14 (2-1)
 Overall.....30-32 (4-3)

Royals Record at Stadiums:

Astrodome (1965-1999)1-2
 Kauffman (1973-present)13-18
 Minute Maid (2000-present)16-12

Last Royals 2-game sweep:

at KCnone
 at HOUnone

Last Royals 3-game sweep:

at KCJune 7-9, 2013
 at HOUApril 15-17, 2014

Last Royals 4-game sweep:

at KCnone
 at HOUnone

AL West

2017 Record: 101-61 (1st in West)

Minute Maid Park (Capacity: 41,168)

501 Crawford St. • Houston, TX 77002

Website: www.astros.com • Phone: (713) 259-8000

General Manager: Jeff Luhnow

Field Manager: A.J. Hinch, fourth season

Vice President, Communications: Gene Dias

Senior Manager, Communications: Steve Grande

Senior Manager, Communications: Dena Propis

Senior Manager, Team Operations (Travel): Derek Wigoa

Credentials contact: Dena Propis (dpropis@astros.com)



A.J. Hinch
(360-338)

Last Astros 2-game sweep:

at KCnone
 at HOUnone

Last Astros 3-game sweep:

at KCMay 26-28, 2014
 at HOUJune 29-July 1, 2015

Last Astros 4-game sweep:

at KCnone
 at HOUnone

Series Swept By Royals:

2-Game0
 3-Game2
 4-Game0

Series Swept By Astros:

2-Game0
 3-Game4
 4-Game0

Longest Winning Streak:

by KC6June 7, 2013-April 17, 2014
 by HOU7May 26, 2014-July 24, 2015

Most Runs, Game:

by KC1515-7, June 15, 2010 at KC
 by HOU1414-5, July 8, 2001 at KC

Widest Margin Victory:

by KC815-7, June 15, 2010 at KC
 by HOU9 (2x)14-5, July 8, 2001 at KC

Longest Game, Innings:

12April 9, 2017 at HOU, 5-4 Royals loss



LOS ANGELES ANGELS

2018 SCHEDULE

Date	Site	Time
April 12	Kansas City	7:15 p.m.
April 13	Kansas City	7:15 p.m.
April 14	Kansas City	6:15 p.m.
April 15	Kansas City	1:15 p.m.
June 4	Los Angeles	9:07 p.m.
June 5	Los Angeles	9:07 p.m.
June 6	Los Angeles	9:07 p.m.

*All Times Central

AL West

2017 Record: 80-82 (2nd in West)

Angel Stadium (Capacity: 45,477)

2000 E. Gene Autry Way • Anaheim, CA 92806

Website: www.angels.com • Phone: (714) 940-2000

General Manager: Billy Eppler

Field Manager: Mike Scioscia, 19th season

Vice President, Communications: Tim Mead

Director, Communications: Eric Kay

Traveling Secretary: Tom Taylor

Credentials contact: Adam Chodzko (adam.chodzko@angels.com)



Mike Scioscia
(1,570-1,346)

SERIES INFORMATION

Royals vs. Angels - All-time results:

at KC.....	135-149 (3-0 in '17)
at LAA.....	151-141 (3-1)
Overall.....	286-290 (6-1)

Royals Record at Stadiums:

Municipal (1969-72).....	14-19
Angel Stadium (1969-present).....	151-141
Kauffman (1973-present).....	121-130

Last Royals 2-game sweep:

at KC.....	Sept. 13-14, 1996
at LAA.....	May 25-27, 1998

Last Royals 3-game sweep:

at KC.....	April 14-16, 2017
at LAA.....	April 10-12, 2015

Last Royals 4-game sweep:

at KC.....	none
at LAA.....	May 6-9, 1996

Last Angels 2-game sweep:

at KC.....	Sept. 19-20, 2006
at LAA.....	Sept. 10-11, 1974

Last Angels 3-game sweep:

at KC.....	July 21-22, 2009
at LAA.....	April 25-27, 2016

Last Angels 4-game sweep:

at KC.....	May 23-26, 2013
at LAA.....	none

Series Swept By Royals:

2-game.....	7
3-game.....	16
4-game.....	3

Series Swept By Angels:

2-game.....	13
3-game.....	20
4-game.....	2

Longest Win Streak:

by KC.....	12.....May 1-Sept. 12, 1975
by LAA.....	9 (2x).....Oct. 4, 1991-Aug. 4, 1992
.....May 8-Sept. 6, 2009

Most Runs, Game:

by KC.....	18.....18-3, Aug. 10, 1996 at CAL
by LAA.....	21.....21-6, Aug. 25, 2004 at ANA

Widest Margin Victory:

by KC.....	15.....18-3, Aug. 10, 1996 at CAL
by LAA.....	15 (2x).....18-3, Sept. 18, 1986 at CAL
.....21-6, Aug. 25, 2004 at ANA

Longest Game, Innings:

15.....	July 28, 1976 at CAL, 3-2 Royals win
---------	--------------------------------------



MINNESOTA TWINS

2018 SCHEDULE

Date	Site	Time
May 28	Kansas City	6:15 p.m.
May 29	Kansas City	7:15 p.m.
May 30	Kansas City	7:15 p.m.
July 9	Minnesota	7:10 p.m.
July 10	Minnesota	7:10 p.m.
July 11	Minnesota	12:10 p.m.
July 20	Kansas City	7:15 p.m.
July 21	Kansas City	6:15 p.m.
July 22	Kansas City	1:15 p.m.
August 3	Minnesota	7:10 p.m.
August 4	Minnesota	6:10 p.m.
August 5	Minnesota	1:10 p.m.
September 7	Minnesota	7:10 p.m.
September 8	Minnesota	6:10 p.m.
September 9	Minnesota	1:10 p.m.
September 13	Kansas City	7:15 p.m.
September 14	Kansas City	7:15 p.m.
September 15	Kansas City	6:15 p.m.
September 16	Kansas City	1:15 p.m.

*All Times Central

AL Central

2017 Record: 85-77 (2nd in Central)

Target Field (Capacity: 38,885)

1 Twins Way • Minneapolis, MN 55403

Website: www.twinsbaseball.com • Phone: (612) 659-3400

Senior VP/General Manager: Thad Levine

Field Manager: Paul Molitor, fourth season

Senior Director, Communications: Dustin Morse

Senior Manager, Communications: Mitch Hestad

Manager, Communications & Publications: Mike Kennedy

Director, Team Travel: Mike Herman

Credentials contact:

Cori Frankenberg (corifrankenberg@twinsbaseball.com)



Paul Molitor
(227-259)

SERIES INFORMATION

Royals vs. Twins - All-time results:

at KC.....	201-187 (5-5 in '17)
at MIN.....	175-208 (3-6)
Overall.....	376-395 (8-11)

Royals Record at Stadiums:

Municipal (1969-72).....	19-17
Metropolitan (1969-81).....	47-59
Kauffman (1973-present).....	182-170
Metrodome (1982-2009).....	90-113
Target Field (2010-present).....	38-36

Last Royals 2-game sweep:

at KC.....	Sept. 13-14, 2011
at MIN.....	July 4-5, 1973

Last Royals 3-game sweep:

at KC.....	April 8-10, 2016
at MIN.....	Oct. 2-4, 2015

Last Royals 4-game sweep:

at KC.....	Aug. 18-21, 2016
at MIN.....	May 7-10, 1999

Last Twins 2-game sweep:

at KC.....	April 28 & 30, 2017
at MIN.....	April 20-21, 2005

Last Twins 3-game sweep:

at KC.....	July 26-28, 2010
at MIN.....	April 3-6, 2017

Last Twins 4-game sweep:

at KC.....	June 2-5, 2011
at MIN.....	June 29-July 2, 1970

Series Swept By Kansas City:

2-game.....	6
3-game.....	21
4-game.....	3

Series Swept By Twins:

2-game.....	7
3-game.....	27
4-game.....	3

Longest Winning Streak:

by KC.....	8.....Oct. 2, 2015-May 24, 2016
by MIN.....	7 (4x).....last: Sept. 29, 2016-May 19, 2017

Most Runs, Game:

by KC.....	23.....23-6, April 6, 1974 at KC
by MIN.....	19.....19-1, July 26, 2010 at KC

Widest Margin Victory:

by KC.....	17.....23-6, April 6, 1974 at KC
by MIN.....	18.....19-1, July 26, 2010 at KC

Longest Game, Innings:

17.....	April 9, 1969 at KC, 4-3 Royals win
---------	-------------------------------------



AMERICAN LEAGUE OPPONENTS (CONT.)



NEW YORK YANKEES

2018 SCHEDULE

Date	Site	Time
May 18	Kansas City	7:15 p.m.
May 19	Kansas City	6:15 p.m.
May 20	Kansas City	1:15 p.m.
July 26	New York	6:05 p.m.
July 27	New York	6:05 p.m.
July 28	New York	12:05 p.m.
July 29	New York	12:05 p.m.

*All Times Central

AL East

2017 Record: 91-71 (2nd in East)

Yankee Stadium (Capacity: 49,469)

One East 161st Street • Bronx, NY 10451

Website: www.yankees.com • Phone: (718) 293-4300

Sr. VP & General Manager: Brian Cashman

Field Manager: Aaron Boone, first season

Executive Dir., Communications & Media Relations: Jason Zillo

Asst. Dir., Baseball Info. & Public Communications: Michael Margolis

Director, Team Travel & Player Services: Ben Tuliebitz

Credentials email: credentials@yankees.com



Aaron Boone
(n/a)

SERIES INFORMATION

Royals vs. Yankees - All-time results:

at KC	112-129-1 (1-2 in '17)
at NY	83-161 (1-3)
Overall	195-290-1 (2-5)

Royals Record at Stadiums:

Municipal (1969-72)	11-13-1
Yankee Stadium (1969-73, 76-08)	67-134
Kauffman (1973-present)	101-116
Shea Stadium (1974-75)	5-7
Yankee Stadium (2009-present)	11-20

Last Royals 2-game sweep:

at KC	none
at NY	June 4 & 6, 1982

Last Royals 3-game sweep:

at KC	May 31-June 2, 2005
at NY	June 3-5, 1994

Last Royals 4-game sweep:

at KC	none
at NY	none

Last Yankees 2-game sweep:

at KC	Aug. 17-18, 1998
at NY	April 9 & 11, 1996

Last Yankees 3-game sweep:

at KC	May 10-12, 2013
at NY	May 25-27, 2015

Last Yankees 4-game sweep:

at KC	none
at NY	Aug. 7-9, 1998

Series Swept By Royals:

2-game	1
3-game	10

Series Swept By Yankees:

2-game	5
3-game	25
4-game	1
5-game	1

Longest Winning Streak:

by KC	5 (2x).....May 14-July 24, 1978
.....	May 26-July 4, 1990
by NY	12.....Aug. 13, 1997-Aug. 18, 1998

Most Runs, Game:

by KC	17.....17-8, Sept. 13, 2004 at KC
by NY	18.....18-7, Sept. 5, 1982 at KC

Widest Margin Victory:

by KC	13.....14-1, June 6, 1982 at NYY
by NY	14.....15-1, July 26, 1996 at NY

Longest Game, Innings:

16.....	Aug. 27, 1972 at NY (Game 2), 9-8 Yankees win
---------	---



OAKLAND ATHLETICS

2018 SCHEDULE

Date	Site	Time
June 1	Kansas City	7:15 p.m.
June 2	Kansas City	1:15 p.m.
June 3	Kansas City	1:15 p.m.
June 7	Oakland	9:05 p.m.
June 8	Oakland	9:05 p.m.
June 9	Oakland	3:05 p.m.
June 10	Oakland	3:05 p.m.

*All Times Central

AL West

2017 Record: 75-87 (5th in West)

Oakland Coliseum (Capacity: 48,592)

7000 Coliseum Way • Oakland, CA 94621

Website: www.athletics.com • Phone: (510) 638-4900

Executive Vice President of Baseball Operations: Billy Beane

Field Manager: Bob Melvin, eighth season (seventh full)

Director, Baseball Communications: Fernando Alcalá

Manager, Baseball Information: Mike Selleck

Traveling Secretary: Mickey Morabito

Credentials contact: Mark Ling (mling@athletics.com)



Bob Melvin
(1,030-1,042)

SERIES INFORMATION

Royals vs. Athletics - All-time results:

at KC	146-145 (1-2 in '17)
at OAK	117-172 (2-1)
Overall	263-317 (3-3)

Royals Record at Stadiums:

Municipal (1969-72)	16-20
Oak. Coliseum (1969-present)	117-172
Kauffman (1973-present)	130-125

Last Royals 2-game sweep:

at KC	Sept. 14-15, 1998
at OAK	Sept. 8-9, 1969

Last Royals 3-game sweep:

at KC	Sept. 2-4, 2008
at OAK	June 26-28, 2015

Last Royals 4-game sweep:

at KC	Aug. 1-4, 1994
at OAK	none

Last Athletics 2-game sweep:

at KC	April 28 & 30, 2006
at OAK	May 12-13, 2009

Last Athletics 3-game sweep:

at KC	July 16-18, 2010
at OAK	May 17-19, 2013

Last Athletics 4-game sweep:

at KC	Sept. 12-15, 2016
at OAK	Sept. 26-28, 1977

Series Swept By Royals:

2-game	3
3-game	9
4-game	3

Series Swept By Athletics:

2-game	11
3-game	17
4-game	2

Longest Winning Streak:

by KC	8.....Sept. 4, 1978-June 18, 1979
by OAK	10.....May 31, 2003-May 23, 2004

Most Runs, Game:

by KC	16 (7x).....last: 16-6, Sept. 14, 1998 at KC
by OAK	21.....21-3, June 18, 2000 at KC

Widest Margin Victory:

by KC	16.....16-0, June 25, 1984 at KC
by OAK	18.....21-3, June 18, 2000 at KC

Longest Game, Innings:

15.....	Sept. 27, 1977 at OAK, 4-2 Royals loss
---------	--



SEATTLE MARINERS

2018 SCHEDULE

Date	Site	Time
April 9	Kansas City	7:15 p.m.
April 10	Kansas City	7:15 p.m.
April 11	Kansas City	1:15 p.m.
June 29	Seattle	9:10 p.m.
June 30	Seattle	9:10 p.m.
July 1	Seattle	3:10 p.m.

*All Times Central

AL West

2017 Record: 78-84 (T-3rd in West)

Safeco Field (Capacity: 47,943)

1250 First Ave. S. • Seattle, WA 98134

Website: www.mariners.com • Phone: (206) 346-4000

Executive VP-Baseball Ops & GM: Jerry Dipoto

Field Manager: Scott Servais, third season

Vice President, Communications: Tim Hevly

Senior Manager, Baseball Information: Kelly Munro

Home Clubhouse Manager: Ryan Stiles

Credentials contact: Kelly Munro (kmunro@mariners.com)



Scott Servais
(164-160)

SERIES INFORMATION

Royals vs. Mariners - All-time results:

at KC125-100 (2-2 in '17)
at SEA104-111 (3-0)
Overall229-211 (5-2)

Royals Record at Stadiums:

Kauffman (1977-present)123-98
Kingdome (1977-99)74-69
Safeco Field (1999-present)32-43

Last Royals 2-game sweep:

at KC May 5-6, 2009

at SEA Sept. 18-19, 1978

Last Royals 3-game sweep:

at KC June 5-7, 1992

at SEA July 3-5, 2017

Last Royals 4-game sweep:

at KC Sept. 15-18, 2008

at SEA Aug. 17-20, 1989

Last Mariners 2-game sweep:

at KC May 27-28, 2003

at SEA none

Last Mariners 3-game sweep:

at KC June 20-22, 2014

at SEA Aug. 15-17, 2005

Last Mariners 4-game sweep:

at KC May 25-28, 2001

at SEA July 26-29, 2012

Series Swept By Kansas City:

2-game 3

3-game 9

4-game 4

Series Swept By Mariners:

2-game 1

3-game 10

4-game 3

Longest Winning Streak:

by KC 12 May 23 (G2)-Sept. 26, 1978

by SEA 10 June 14-Sept. 24, 1985

Most Runs, Game:

by KC 17 17-3, July 3, 2007 at KC

by SEA 18 18-5, July 17, 1998 at SEA

Widest Margin Victory:

by KC 15 16-1, April 24, 1977 at SEA

by SEA 13 (3x) last: 16-3, Aug. 17, 2004 at KC

Longest Game, Innings:

14 (2x) Sept. 30, 1980 at KC, 7-5 Royals win

..... May 18, 1995 at KC, 3-2 Royals win



TAMPA BAY RAYS

2018 SCHEDULE

Date	Site	Time
May 14	Kansas City	6:05 p.m.
May 15	Kansas City	7:15 p.m.
May 16	Kansas City	1:15 p.m.
August 20	Tampa Bay	6:10 p.m.
August 21	Tampa Bay	6:10 p.m.
August 22	Tampa Bay	6:10 p.m.
August 23	Tampa Bay	6:10 p.m.

*All Times Central

AL East

2017 Record: 80-82 (3rd in East)

Tropicana Field (Capacity: 31,042)

One Tropicana Drive • St. Petersburg, FL 33705

Website: www.raysbaseball.com • Phone: (727) 825-3137

Senior VP, Baseball Ops/GM: Erik Neander

Field Manager: Kevin Cash, fourth season

Senior Director, Communications: Dave Haller

Manager, Baseball Communications: Craig Vanderkam

Director, Team Travel & Logistics: Chris Westmoreland

Credentials contact: Karly Fisher (kfisher@raysbaseball.com)



Kevin Cash
(228-258)

SERIES INFORMATION

Royals vs. Rays - All-time results:

at KC42-29 (1-2 in '17)
at TB35-47 (3-1)
Overall77-76 (4-3)

Royals Record at Stadiums:

Kauffman (1998-present) 42-29

Tropicana Field (1998-present) 35-47

Last Royals 2-game sweep:

at KC April 30 & May 1, 2013

at TB May 13 & 14, 1998

Last Royals 3-game sweep:

at KC May 30-June 1, 2016

at TB Aug. 21-23, 1998

Last Royals 4-game sweep:

at KC July 7-9, 2015

at TB none

Last Rays 2-game sweep:

at KC none

at TB none

Last Rays 3-game sweep:

at KC July 17-19, 2009

at TB June 2-4, 2009

Last Rays 4-game sweep:

at KC July 27-30, 2000

at TB Aug. 8-11, 2011

Series Swept By Royals:

2-game 3

3-game 4

4-game 1

Series Swept By Rays:

2-game 0

3-game 5

4-game 3

Longest Winning Streak:

by KC 7 July 9, 2014-Aug. 29, 2015

by TB 8 June 2-Aug. 1, 2009

Most Runs, Game:

by KC 12 12-4, July 8, 2007 at KC

by TB 13 13-6, Aug. 10, 2002 at KC

Widest Margin Victory:

by KC 10 (2x) 10-0, Aug. 11, 2002 at KC

by TB 11-1, Aug. 26, 2013 at KC

by TB 12 (2x) 12-0, Aug. 3, 2016 at TB

..... 12-0, Aug. 28, 2017 at KC

Longest Game, Innings:

12 (4x) Aug. 9, 2002 at KC, 5-4 Royals win

..... Aug. 17, 2002 at TB, 7-3 Royals win

..... Oct. 3, 2010 at KC, 3-2 Royals loss

..... May 9, 2017 at TB, 7-6 Royals win



AMERICAN LEAGUE OPPONENTS (CONT.)



TEXAS RANGERS

2018 SCHEDULE

Date	Site	Time
May 24	Texas	7:05 p.m.
May 25	Texas	7:05 p.m.
May 26	Texas	3:05 p.m.
May 27	Texas	2:05 p.m.
June 18	Kansas City	7:15 p.m.
June 19	Kansas City	7:15 p.m.
June 20	Kansas City	7:15 p.m.

*All Times Central

SERIES INFORMATION

Royals vs. Rangers - All-time results:

at KC.....	153-126-1 (1-2 in '17)
at TEX.....	125-147 (0-4)
Overall.....	278-273-1 (1-6)

Royals Record at Stadiums:

Municipal (1969-72).....	14-13
Kauffman (1973-present).....	139-113-1
RFK (1969-71).....	13-5
Arlington (1972-93).....	74-77
Globe Life Park (1994-present) ..	38-65

Last Royals 2-game sweep:

at KC.....	Aug. 27-28, 1996
at TEX.....	May 14-15, 2012

Last Royals 3-game sweep:

at KC.....	September 1-3, 2014
at TEX.....	July 11-13, 2003

Last Royals 4-game sweep:

at KC.....	July 25-27, 1975
at TEX.....	none

AL West

2017 Record: 78-84 (4th in West)

Globe Life Park (Capacity: 48,114)

1000 Ballpark Way • Arlington, TX 76011

Website: www.texasrangers.com • Phone: (817) 273-5222

President, Baseball Operations & General Manager: Jon Daniels

Field Manager: Jeff Banister, fourth season

Executive Vice President, Communications: John Blake

Senior Director, Media Relations: Rich Rice

Director of Travel: Josh Shelton

Credentials contact: Kate Munson (kmunson@TexasRangers.com)



Jeff Banister
(261-225)

Longest Winning Streak:

by KC.....	9 (2x).....July 2-Sept. 26, 1975
by TEX.....	12.....July 15, 2002-Aug. 28, 2003
by TEX.....	12.....July 23, 2016-July 15, 2017

Most Runs, Game:

by KC.....	17.....17-8, Sept. 4, 2005 at KC
by TEX.....	16.....16-5, May 29, 1987 at KC

Widest Margin Victory:

by KC.....	13 (2x).....14-1, May 29, 1982 at TEX
by TEX.....	15-2, June 19, 1991 at TEX
by TEX.....	13.....15-2, July 30, 2006 at TEX

Longest Game, Innings:

18 (2x).....	May 17, 1972 at KC, 4-3 Royals loss
.....	June 6, 1991 at KC, 4-3 Royals win

Last Rangers 2-game sweep:

at KC.....	April 16-17, 1997
at TEX.....	September 8-9, 1998

Last Rangers 3-game sweep:

at KC.....	Aug. 25-27, 2008
at TEX.....	April 22-24, 2011

Last Rangers 4-game sweep:

at KC.....	none
at TEX.....	April 20-23, 2017

Series Swept By Royals:

2-game.....	9
3-game.....	10
4-game.....	2

Series Swept By Rangers:

2-game.....	5
3-game.....	6
4-game.....	2



TORONTO BLUE JAYS

2018 SCHEDULE

Date	Site	Time
April 16	Toronto	6:07 p.m.
April 17	Toronto	6:07 p.m.
April 18	Toronto	3:07 p.m.
August 13	Kansas City	7:15 p.m.
August 14	Kansas City	7:15 p.m.
August 15	Kansas City	7:15 p.m.
August 16	Kansas City	7:15 p.m.

*All Times Central

SERIES INFORMATION

Royals vs. Blue Jays - All-time results:

at KC.....	103-91 (2-1 in '17)
at TOR.....	88-109 (2-1)
Overall.....	191-200 (4-2)

Royals Record at Stadiums:

Kauffman (1977-present).....	103-91
Exhibition Stadium (1977-89)	35-37
Rogers Centre (1989-present).....	53-72

Last Royals 2-game sweep:

at KC.....	June 10-11, 1995
at TOR.....	April 29-30, 1998

Last Royals 3-game sweep:

at KC.....	July 2-4, 1993
at TOR.....	none

Last Royals 4-game sweep:

at KC.....	July 3-5, 1987
at TOR.....	none

AL East

2017 Record: 76-86 (4th in East)

Rogers Centre (Capacity: 49,282)

1 Blue Jays Way, Suite 3200 • Toronto, Ontario M5V 1J1

Website: www.bluejays.com • Phone: (416) 341-1000

Executive VP, Baseball Operations & GM: Ross Atkins

Field Manager: John Gibbons, 11th season (second stint)

Vice President, Baseball Media: Jay Stenhouse

Director, Team Travel & Clubhouse Operations: Mike Shaw

Credentials contact: Sue Mallabon (sue.mallabon@bluejays.com)



John Gibbons
(720-700)

Longest Winning Streak:

by KC.....	7 (2x).....May 1-Aug. 13, 1977
.....	Aug. 10, 1980-Aug. 17, 1981
by TOR.....	5 (5x).....last: Aug. 2, 2015-Aug. 5, 2016

Most Runs, Game:

by KC.....	16.....16-12, Aug. 6, 1979 at TOR
by TOR.....	18.....18-1, May 16, 2003 at KC

Widest Margin Victory:

by KC.....	10 (4x).....last: Sept. 20, 2017 at TOR
by TOR.....	17.....18-1, May 16, 2003 at KC

Longest Game, Innings:

14.....	Aug. 20, 1996 at KC, 6-5 Royals loss
---------	--------------------------------------

Last Blue Jays 2-game sweep:

at KC.....	Sept. 1-2, 1998
at TOR.....	Aug. 22 & 23, 2000

Last Blue Jays 3-game sweep:

at KC.....	May 16-18, 2003
at TOR.....	July 4-6, 2016

Last Blue Jays 4-game sweep:

at KC.....	April 20-23, 2012
at TOR.....	May 23-26, 2008

Series Swept By Royals:

2-game.....	8
3-game.....	4
4-game.....	2

Series Swept By Blue Jays:

2-game.....	5
3-game.....	8
4-game.....	2



CHICAGO CUBS

2018 SCHEDULE

Date	Site	Time
August 6	Kansas City	7:15 p.m.
August 7	Kansas City	7:15 p.m.
August 8	Kansas City	7:15 p.m.

*All Times Central

NL Central

2017 Record: 92-70 (1st in Central)

Wrigley Field (Capacity: 41,072)

1060 West Addison Street • Chicago, IL 60613

Website: www.chicagocubs.com • Phone: (773) 404-2827

President, Baseball Operations: Theo Epstein

Executive Vice President, General Manager: Jed Hoyer

Field Manager: Joe Maddon, fourth season

Director, Media Relations: Peter Chase

Assistant Director, Media Relations: Jason Carr

Traveling Secretary: Vijay Tekchandani

Credentials contact: Alex Wilcox (awilcox@cubs.com)



Joe Maddon
(1,073-922)

SERIES INFORMATION

Royals vs. Cubs - All-time results:

at KC	5-4
at CHC	4-8
Overall	9-12

Royals Record at Stadiums:

Kauffman (1973-present)	5-4
Wrigley Field (1916-present)	4-8

Last Royals 2-game sweep:

at KC	none
at CHC	none

Last Royals 3-game sweep:

at KC	none
at CHC	none

Last Royals 4-game sweep:

at KC	none
at CHC	none

Last Cubs 2-game sweep:

at KC	none
at CHC	none

Last Cubs 3-game sweep:

at KC	none
at CHC	June 30-July 2, 1997

Last Cubs 4-game sweep:

at KC	none
at CHC	none

Series Swept By Royals:

2-game	0
3-game	0
4-game	0

Series Swept By Cubs:

2-game	0
3-game	1
4-game	0

Longest Winning Streak:

by KC	3	June 25, 2011-May 29, 2015
by CHC	3 (2x)	June 30-July 2, 1997

Most Runs, Game:

by KC	12	12-4, July 18, 2000 at KC
by CHC	10	10-7, July 16, 2000 at KC

Widest Margin Victory:

by KC	8 (2x)	10-2, July 19, 1999 at CHC
by CHC	5	6-1, July 1, 1997 at CHC

Longest Game, Innings:

11 (2x)	May 31, 2015 at CHC, 2-1 Royals loss
	Sept. 28, 2015 at CHC, 1-0 Royals loss



CINCINNATI REDS

2018 SCHEDULE

Date	Site	Time
June 12	Kansas City	7:15 p.m.
June 13	Kansas City	7:15 p.m.
September 25	Cincinnati	5:40 p.m.
September 26	Cincinnati	5:40 p.m.

*All Times Central

NL Central

2017 Record: 68-94 (5th in Central)

Great American Ball Park (Capacity: 42,271)

100 Joe Nuxhall Way • Cincinnati, OH 45202

Website: www.reds.com • Phone: (513) 765-7800

President of Baseball Operations & GM: Dick Williams

Field Manager: Bryan Price, fifth season

Vice President Media Relations: Rob Butcher

Director, Media Relations: Larry Herms

Director, Media Relations, Digital Content: Jamie Ramsey

Senior Director, Team Travel: Gary Wahoff

Credentials contact: Larry Herms (lherms@reds.com)



Bryan Price
(276-372)

SERIES INFORMATION

Royals vs. Reds - All-time results:

at KC	5-3
at CIN	8-5
Overall	13-8

Royals Record at Stadiums:

Cinergy (1970-2002)	3-2
Kauffman (1973-present)	5-3
Great American (2003-present)	5-3

Last Royals 2-game sweep:

at KC	May 19-20, 2015
at CIN	Aug. 18-19, 2015

Last Royals 3-game sweep:

at KC	June 12-14, 2009
at CIN	none

Last Royals 4-game sweep:

at KC	none
at CIN	none

Last Reds 2-game sweep:

at KC	none
at CIN	none

Last Reds 3-game sweep:

at KC	June 5-6, 1999
at CIN	none

Last Reds 4-game sweep:

at KC	none
at CIN	none

Series Swept By Royals:

2-Game	3
3-Game	1
4-Game	0

Series Swept By Reds:

2-Game	0
3-Game	1
4-Game	0

Longest Winning Streak:

by KC	5	June 13, 2010-Aug. 19, 2015
(active)		
by CIN	3	June 5-June 6, 1999

Most Runs, Game:

by KC	9	9-8, June 27, 2006 at CIN
by CIN	14	14-3, June 6, 1999 at KC

Widest Margin Victory:

by KC	6 (2x)	7-1, June 14, 2009 at KC
by CIN	11	14-3, June 6, 1999 at KC

Longest Game, Innings:

13	Aug. 18, 2015 at CIN, 3-1 Royals win
----	--------------------------------------



MILWAUKEE BREWERS

2018 SCHEDULE

Date	Site	Time
April 24	Kansas City	7:15 p.m.
April 25	Kansas City	7:15 p.m.
June 26	Milwaukee	7:10 p.m.
June 27	Milwaukee	1:10 p.m.

*All Times Central

NL Central

2017 Record: 86-76 (2nd in Central)

Miller Park (Capacity: 41,900)

One Brewers Way • Milwaukee, WI 53214

Website: www.brewers.com • Phone: (414) 902-4400

General Manager: David Stearns

Field Manager: Craig Counsell, fourth season

Senior Director, Media Relations: Mike Vassallo

Senior Manager, Media Relations: Ken Spindler

Senior Director, Team Travel: Dan Larrea

Credentials contact: Ken Spindler (ken.spindler@brewers.com)



Craig Counsell
(220-241)

SERIES INFORMATION

Royals vs. Brewers - All-time results:

at KC.....	112-76
at MIL.....	91-88
Overall.....	203-164

Royals Record at Stadiums:

Municipal (1970-1972).....	14-10
County Stadium (1970-2000).....	86-85
Kauffman (1973-present).....	98-66
Miller Park (2001-present).....	5-3

Last Royals 2-game sweep:

at KC.....	June 17-18, 2015
at MIL.....	June 15-16, 2015

Last Royals 3-game sweep:

at KC.....	June 12-14, 2012
at MIL.....	May 25-28, 1995

Last Royals 4-game sweep:

at KC.....	Sept. 2-4, 1977
at MIL.....	none

Last Royals 5-game sweep:

at KC.....	Sept. 5-8, 1985
------------	-----------------

Last Brewers 2-game sweep:

at KC.....	Sept. 6 & 8, 1993
at MIL.....	none

Last Brewers 3-game sweep:

at KC.....	May 6-8, 1988
at MIL.....	April 22-24, 1994

Last Brewers 4-game sweep:

at KC.....	April 18-21, 1996
at MIL.....	none

Series Swept By Royals:

2-Game.....	6
3-Game.....	15
4-Game.....	1
5-Game.....	1

Series Swept By Brewers:

2-Game.....	2
3-Game.....	9
4-Game.....	0

Longest Winning Streak:

by KC.....	12.....	July 20, 1973-Aug. 23, 1974
by MIL.....	7 (3x).....	last: April 14-June 18, 1996

Most Runs, Game:

by KC.....	18 (2x).....	18-8, Aug. 29, 1979 at KC
by MIL.....	14.....	18-9, Aug. 21, 1995 at MIL
by MIL.....	14.....	14-3, June 2, 1987 at MIL

Widest Margin Victory:

by KC.....	14.....	17-3, May 11, 1982 at KC
by MIL.....	12.....	12-0, May 22, 1971 at KC

Longest Game, Innings:

15 (2x).....	Aug. 24, 1977 at MIL, 4-3 Royals win
12.....	June 10, 1998 at KC, 9-6 Royals loss



PITTSBURGH PIRATES

2018 SCHEDULE

Date	Site	Time
September 17	Pittsburgh	6:05 p.m.
September 18	Pittsburgh	6:05 p.m.
September 19	Pittsburgh	6:05 p.m.

*All Times Central

NL Central

2017 Record: 75-87 (4th in Central)

PNC Park (Capacity: 38,747)

115 Federal Street • Pittsburgh, PA 15212

Website: www.pirates.com • Phone: (412) 323-5000

Executive Vice President, General Manager: Neal Huntington

Field Manager: Clint Hurdle, eighth season

Director, Baseball Communications: Jim Trdinich

Director, Media Relations: Dan Hart

Traveling Secretary: Greg Johnson

Credentials contact: Dan Hart (dan.hart@pirates.com)



Clint Hurdle
(1,118-1,174-1)

SERIES INFORMATION

Royals vs. Pirates - All-time results:

at KC.....	8-3
at PIT.....	7-11
Overall.....	15-14

Royals Record at Stadiums:

Kauffman (1973-present).....	8-3
Three Rivers (1973-2000).....	5-4
PNC (2001-present).....	2-7

Last Royals 2-game sweep:

at KC.....	none
at PIT.....	none

Last Royals 3-game sweep:

at KC.....	June 20-22, 2006
at PIT.....	none

Last Royals 4-game sweep:

at KC.....	none
at PIT.....	none

Last Pirates 2-game sweep:

at KC.....	none
at PIT.....	none

Last Pirates 3-game sweep:

at KC.....	none
at PIT.....	June 8-10, 2012

Last Pirates 4-game sweep:

at KC.....	none
at PIT.....	none

Series Swept By Royals:

2-Game.....	0
3-Game.....	1
4-Game.....	0

Series Swept By Pirates:

2-Game.....	0
3-Game.....	1
4-Game.....	0

Longest Winning Streak:

by KC.....	4 (2x).....	June 3-10, 2000
by KC.....	4.....	July 14, 2001-June 22, 2006
by PIT.....	4.....	June 8, 2012-July 20, 2015

Most Runs, Game:

by KC.....	16.....	16-3, June 3, 2000 at PIT
by PIT.....	10 (3x).....	last: 10-7, June 20, 2015 at KC

Widest Margin Victory:

by KC.....	13.....	16-3, June 3, 2000 at PIT
by PIT.....	7.....	10-3, June 24, 1998 at KC

Longest Game, Innings:

12.....	June 10, 2000 at KC, 2-1 Royals win
---------	-------------------------------------



NATIONAL LEAGUE OPPONENTS (CONT.)



ST. LOUIS CARDINALS

2018 SCHEDULE

Date	Site	Time
May 21	St. Louis	7:15 p.m.
May 22	St. Louis	7:15 p.m.
May 23	St. Louis	12:15 p.m.
August 10	Kansas City	7:15 p.m.
August 11	Kansas City	6:15 p.m.
August 12	Kansas City	1:15 p.m.

*All Times Central

NL Central
2017 Record: 83-79 (3rd in Central)
Busch Stadium (Capacity: 45,529)
 700 Clark Street • St. Louis, MO 63102
 (314) 345-9600
Website: www.cardinals.com



Mike Matheny
(544-428)

President of Baseball Operations: John Mozeliak
Field Manager: Mike Matheny, seventh season
Director, Communications: Brian Bartow
Supervisor, Baseball Communications: Michael Whitty
Traveling Secretary: C.J. Cherre
Credentials contact: Chris Tunno (ctunno@stlcardinals.com)

SERIES INFORMATION

Royals vs. Cardinals - All-time results:
 at KC.....19-34 (0-2 in '17)
 at STL.....20-21 (0-2)
 Overall.....39-55 (0-4)

Royals Record at Stadiums:
 Kauffman (1973-present).....19-34
 Old Busch (1966-2005).....5-7
 New Busch (2006-present).....15-14

Last Royals 2-game sweep:
 at KC.....none
 at STL.....June 29-30, 2016

Last Royals 3-game sweep:
 at KC.....June 12-14, 2001
 at STL.....June 17-19, 2008

Last Royals 4-game sweep:
 at KC.....none
 at STL.....none

Last Cardinals 2-game sweep:
 at KC.....Aug. 7-8, 2017
 at STL.....Aug. 9-10, 2017

Last Cardinals 3-game sweep:
 at KC.....June 22-24, 2012
 at STL.....June 14-16, 2002

Last Cardinals 4-game sweep:
 at KC.....none
 at STL.....none

Series Swept By Royals:
 2-game.....2
 3-game.....2
 4-game.....0

Series Swept By Cardinals:
 2-game.....3
 3-game.....5
 4-game.....0

Longest Winning Streak:
 by KC.....4.....June 17-27, 2008
 by STL.....7.....June 28, 2003-May 21, 2005

Most Runs, Game:
 by KC.....17 (2x).....17-13, June 9, 1999 at KC
17-8, June 14, 2007 at KC
 by STL.....13 (3x).....last: 13-6, June 29, 2003 at KC

Widest Margin Victory:
 by KC.....11.....16-5, Aug. 30, 1997 at KC
 by STL.....8 (2x).....11-3, Aug. 7, 2017 at KC
11-3, June 8, 2002 at KC

Longest Game, Innings:
 15.....June 17, 2012 at STL, 5-3 Royals win

ROYALS WIN-LOSS BREAKDOWN

	Extra Innings		1-Run Games		Shutouts		Doubleheaders	
	2017	All-Time	2017	All-Time	2017	All-Time	2017	All-Time
	W-L	W-L	W-L	W-L	W-L	W-L	W-L-T	W-L-T
Baltimore	0-0	18-25	3-1	68-92	0-1	28-29	0-0-0	1-4-6
Boston	0-1	19-17	0-1	67-59	0-0	27-31	0-0-0	4-3-12
Chicago White Sox	1-0	42-33	4-1	126-112	0-1	34-50	0-0-0	8-2-11
Cleveland	0-1	21-28	1-3	89-101	1-6	43-39	0-0-0	4-7-9
Detroit	1-0	31-21	4-1	99-91	1-0	35-32	0-0-0	6-2-9
Houston	0-1	3-1	0-1	5-6	0-0	3-5	0-0-0	0-0-0
Los Angeles Angels	0-0	25-20	2-0	74-85	1-1	51-37	0-0-0	10-8-4
Minnesota	0-1	31-46	2-1	110-109	0-1	37-40	0-0-1	5-4-11
New York Yankees	0-0	17-20	0-0	57-79	0-1	29-26	0-0-0	1-7-4
Oakland	0-0	32-24	1-0	74-98	0-1	37-44	0-0-0	6-7-11
Seattle	1-0	19-11	0-1	62-48	0-0	21-28	0-0-1	0-2-6
Tampa Bay	1-0	10-3	1-0	21-21	1-1	9-12	0-0-0	0-0-0
Texas*	0-1	27-22	1-3	80-91	0-2	30-29	0-0-0	9-2-5
Toronto	0-0	20-14	3-0	57-59	1-0	19-29	0-0-0	3-0-1
Arizona	0-0	1-3	2-0	4-5	0-0	1-2	0-0-0	0-0-0
Atlanta	0-0	2-0	0-0	2-3	0-0	1-1	0-0-0	0-0-0
Chicago Cubs	0-0	1-2	0-0	3-6	0-0	0-1	0-0-0	0-0-0
Cincinnati	0-0	2-1	0-0	3-1	0-0	2-1	0-0-0	0-1-0
Colorado	0-0	1-0	1-1	2-2	0-0	0-2	0-0-0	1-0-0
Los Angeles Dodgers	0-1	0-1	0-1	2-3	0-0	0-1	0-0-0	0-0-0
Miami	0-0	0-2	0-0	3-2	0-0	2-2	0-0-0	0-0-0
Milwaukee+	0-0	20-18	0-0	78-56	0-0	22-21	0-0-1	11-2-9
New York Mets	0-0	1-1	0-0	3-4	0-0	0-1	0-0-0	0-0-0
Philadelphia	0-0	0-0	0-0	1-2	0-0	0-1	0-0-0	0-0-0
Pittsburgh	0-0	3-1	0-0	3-3	0-0	0-2	0-0-0	0-0-0
San Diego	0-0	1-2	0-0	0-3	0-0	1-0	0-0-0	0-0-0
St. Louis	0-0	5-5	0-0	13-10	0-0	3-6	0-0-0	0-0-0
San Francisco	0-1	0-1	0-1	2-1	1-0	2-0	0-0-0	0-0-0
Washington#	0-0	0-1	0-0	2-5	0-0	1-2	0-0-0	0-1-0
Totals	4-7	352-322	25-16	1,110-1,158	6-15	440-474	0-0-2	69-52-98

Including: * - As Washington Senators (1969-71) + - As Seattle Pilots (1969) # - As Montreal Expos (2002, 2004)



INTERLEAGUE PLAY

OVERALL RECORDS

Overall Record	184-199
Home Record	94-96
Road Record	90-103
Extra Inning Record	20-21
In shutouts	16-26
vs. NL East	30-38
vs. NL Central	104-116
vs. NL West	50-45

SERIES RESULTS

Team	Home	Road	Total
Arizona	6-12	7-2	13-14
Atlanta	3-2	3-5	6-7
Chicago	5-4	4-8	9-12
Cincinnati	5-3	8-5	13-8
Colorado	8-3	6-8	14-11
Houston (pre-2013)	5-10	8-7	13-17
Los Angeles	4-2	1-5	5-7
Miami	4-5	4-2	8-7
Milwaukee (post-1997)	9-5	6-5	15-10
New York	3-2	3-5	6-7
Philadelphia	2-1	4-5	6-6
Pittsburgh	8-3	7-11	15-14
St. Louis	19-34	20-21	39-55
San Diego	2-1	4-8	6-9
San Francisco	8-3	4-1	12-4
Washington	3-6	1-5	4-11
Total	94-96	90-103	184-199

ATTENDANCE RECORDS

Largest Home Crowd	40,963
vs. St. Louis, June 26, 2004	
Largest Road Crowd	49,227
at Colorado, July 2, 2011	
Total Home Att.	5,168,708
Total Home Dates	190
Avg. Home Att.	27,204
Total Road Att.	6,275,981
Total Road Dates	193
Avg. Road Att.	32,518

CONSECUTIVE RECORDS

Longest winning streak	7 (2014)
Longest losing streak	10 (2004-05)

SINGLE-GAME RECORDS

Most runs scored	17 (3x)
last: vs. St. Louis, June 14, 2007	
Most runs allowed	15
vs. Florida (14 innings), June 10, 2002	
Most runs, both teams	30
vs. St. Louis, June 9, 1999 (17-13)	

SINGLE-GAME BATTING RECORDS

Hits	5 (3x)
last: Johnny Damon, July 18, 2000 vs. Chicago	
Runs	4 (8x)
last: Alex Gordon, Aug. 23, 2013 vs. Washington	
Home Runs	2 (14x)
last: Mike Moustakas, June 11, 2017 at San Diego	
RBI	7
Billy Butler, April 7, 2013 at Philadelphia	

SINGLE-GAME PITCHING RECORDS

Innings Pitched	9.0 (7x)
last: James Shields, Aug. 9, 2014 vs. San Francisco	
Walks	7 (3x)
last: Kyle Davies, June 20, 2010 at Atlanta	
Strikeouts	12
Zack Greinke, June 13, 2010 at Cincinnati	

SINGLE-SEASON BATTING RECORDS

Average	.508	Joe Randa (1999)
Hits	34	Alcides Escobar (2016)
Runs	19	Carlos Beltran (1999)
Doubles	9 (4x)	Last: Billy Butler (2010)
Triples	4 (2x)	Last: Mark Teahen (2007)
Home Runs	7	Jeff King (1997)
RBI	21	Carlos Beltran (1999)
Stolen Bases	10	Carlos Beltran (2003)

SINGLE-SEASON PITCHING RECORDS

Wins	4	James Shields (2014)
Losses	3 (7x)	Last: Yordano Ventura (2015)
Saves	9	Greg Holland (2014)
Innings	41.1	James Shields (2014)
Walks	15	Mac Suzuki (2002)
Strikeouts	34 (2x)	Last: Danny Duffy (2016)

CAREER BATTING RECORDS

Average	.342	Joe Randa
Hits	168	Alex Gordon
Runs	97	Alex Gordon
Doubles	31	Alex Gordon
Triples	8	Alcides Escobar
Home Runs	23	Alex Gordon
RBI	85	Mike Sweeney
Stolen Bases	24	Alcides Escobar

CAREER PITCHING RECORDS

Wins	10	Zack Greinke
Losses	7 (2x)	Brian Bannister, Tim Collins
ERA*	1.72*	Edinson Volquez
Saves	18	Joakim Soria
Innings	126.1	Zack Greinke
Runs allowed	67	Zack Greinke
Walks	34	Dan Reichert
Strikeouts	112	Zack Greinke

* - minimum 50 IP

YEARLY INTERLEAGUE RECORD

Year	Home	Road	Total
1997	3-3	3-6	6-9
1998	4-4	5-3	9-7
1999	2-7	4-5	6-12
2000	4-5	4-5	8-10
2001	4-5	4-5	8-10
2002	4-5	1-8	5-13
2003	4-5	5-4	9-9
2004	3-6	3-6	6-12
2005	5-4	4-5	9-9
2006	5-4	5-4	10-8
2007	6-3	4-5	10-8
2008	6-3	7-2	13-5
2009	4-5	4-5	8-10
2010	5-4	3-6	8-10
2011	3-6	2-7	5-13
2012	4-5	4-5	8-10
2013	3-7	6-4	9-11
2014	7-3	8-2	15-5
2015	8-2	5-5	13-7
2016	5-5	5-5	10-10
2017	5-5	4-6	9-11
Totals	94-96	90-103	184-199

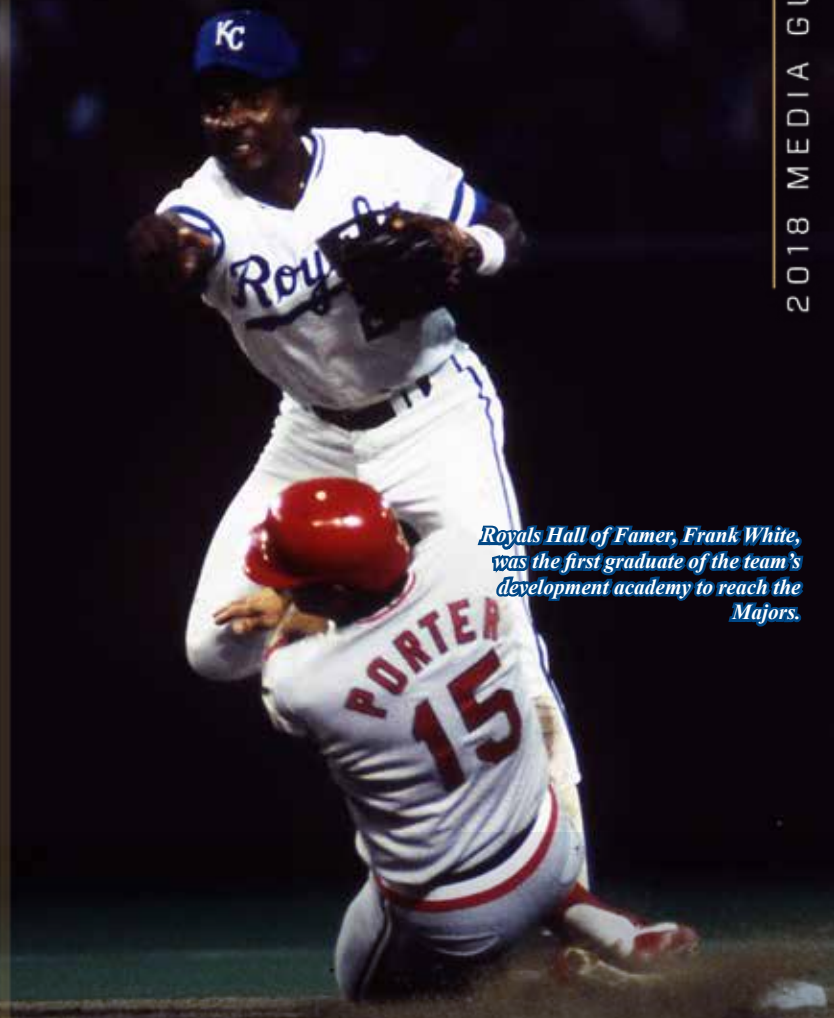


R

50

R

50



Royals Hall of Famer, Frank White, was the first graduate of the team's development academy to reach the Majors.

SCOUTING AND PLAYER DEVELOPMENT



MITCH WEBSTER

SPECIAL ASSIGNMENT SCOUT

Mitch Webster, recipient of the 2013 and 2016 Art Stewart Award for outstanding scouting, is in his ninth year in the organization. Webster, a native of Larned, Kan., retired in 1995 after a 19-year professional career, including 11 and a half in the Majors as an outfielder with the Blue Jays, Expos, Cubs, Indians, Pirates and Dodgers. He was originally selected by the Dodgers in the 23rd round of the 1977 June Free Agent Draft.

Following his retirement, Webster spent 14 years working in the Dodgers' organization, serving for eight seasons as an amateur scout before working in 2008 and 2009 as a pro scout. Webster also spent four seasons as a coach in the Dodgers' minor league system from 1996-1999.

Webster and his wife, Jennifer, reside in Wichita, Kan. The couple has two daughters, Rebecca and Katie, and two granddaughters, Adelynn and Amelia.



MIKE PAZIK

MAJOR LEAGUE SCOUT

Mike Pazik will serve as a Major League scout for the Royals again in 2017 after joining the organization in 2002 as the advance scout. He served in the same capacity for Colorado in 2001. Pazik began his professional baseball career as the Yankees first-round pick in the 1971 January Free Agent Draft. He played for nine seasons, including parts of three seasons with the Minnesota Twins.

His coaching career began in 1980 as a manager and pitching coach in the White Sox minor league system until joining the Brewers in 1983 as the minor league pitching coordinator. He worked in the Milwaukee system for five seasons before moving to Baltimore from 1988-91. He rejoined the White Sox as a special assistant to the GM in 1992, was the advance scout in 1994, pitching coach from 1995-98 and the special assignment scout and assistant to the General Manager from 1998-2000. Pazik graduated from Holy Cross College with a sociology degree. He and his wife, Susan, reside in Bethesda, Md. They have three daughters: Kristen, Kara and Marisa.



JON WILLIAMS

PRO SCOUT

Jon Williams enters his 12th year in the Royals' organization, his sixth exclusively as a pro scout. Williams was a hitting coach at various levels of the Royals system beginning in 2007.

Williams spent six years in the minors as a catcher in the San Francisco and Atlanta organizations prior to joining the Royals. He also spent a pair of seasons playing for River City in the Frontier League. Williams was selected by the Giants in the 44th round of the 2001

Draft out of the University of Missouri. A St. Louis native, he currently lives in Imperial, Mo.



DENNIS CARDOZA

PRO SCOUT

Dennis "Cardy" Cardoza was named to the Kansas City Pro Scouting staff in November, 2012, after serving with the Royals as an Area Supervisor in Texas and Oklahoma. He joined the Royals' organization in November, 2009, bringing with him over 17 years of scouting experience.

Cardoza began his scouting career in 1991 with the Montreal Expos, where he scouted players in Southern California as well as other areas as needed. In 2002, he joined the Florida

Marlins as area scout in Texas and later served as Midwestern Supervisor/Cross Checker in 2003, when the Marlins won the World Series.

Cardoza and his wife of 15 years, Mari Noel, reside in McCall, Idaho., but travel to San Diego as often as possible to visit their grandchildren: Niko (6) and Siena (4).



TONY TIJERINA

PRO/ADVANCE SCOUT

Tony Tijerina is in his fourth year as a pro scout after serving as the Royals minor league field coordinator from 2011-2014. He served as the assistant field coordinator and catching coordinator from 2008-2010. Tijerina managed the Double-A Wichita Wranglers in 2007. Before joining the Royals' organization, he spent 16 years with the New York Mets, the first six as a catcher in the farm system. He then went on to serve as a hitting coach at Pittsfield in 1997 and 1998. From 1999 to 2005, he spent seven seasons as a manager in the Mets farm system.

From 2004 to 2006, he also took on the duties as the Mets' catching coordinator before serving as the Mets' minor league field coordinator in 2005 and 2006. Following the 2002 season, in which he led Capital City to a first-half title, he was named the South Atlantic League's Best Managerial Prospect by *Baseball America*. He was selected by the Mets in the 13th round of the 1991 draft out of Texas Tech University where he was a two-time All Southwest Conference selection. He resides in Newark Valley, N.Y., with his wife, Linda, and daughter, Lauren.



CODY CLARK

PRO/ADVANCE SCOUT

Cody Clark enters his fifth consecutive season with the Royals' organization and his second as a professional/advance scout. He served as the Major League bullpen catcher from 2014-16.

Clark played professionally for 11 years, including six in the Royals' organization. He made his Major League debut with the Houston Astros on Aug. 23, 2013 vs. Toronto and played in 16 games that season, his only year in the Majors.

Clark played baseball at both the University of Arkansas (2001-02) and Wichita State (2003). He graduated from Central Arkansas University with a bachelor's degree in health education in 2008. He and his wife, Jordan, reside in Conway, Ark., with their daughter, Finley.



DAVID OLIVER

PRO SCOUT

David Oliver is in his first full year as a Professional Scout with the Royals after working part-time in 2017. Oliver began his baseball career in 1997 after being selected in the third round of the June draft. He reached the Major Leagues as a second baseman in 1977. His professional playing career ended in 1980 when he transitioned to managing in the Indians farm system. In 1983, Oliver joined the Texas Rangers serving as a minor league manager and later as the roving infield instructor.

In 1987 Oliver became a major league coach with the Rangers before moving to the Boston Red Sox in 1995. In 2001, Oliver became a minor league manager in the Cincinnati Reds system. Oliver returned to the Rangers in 2011 system as a special assistant for baseball operations, being hired by Rangers CEO and Baseball Hall of Fame pitcher Nolan Ryan.



MARK LEAVITT

PRO SCOUT

Mark Leavitt enters his first full year as a Professional Scout after working part-time in 2017. Leavitt began his professional baseball career with the Montreal Expos as an Area Scouting Supervisor in 1997. In 2001, he joined the Mariners organization as a Territorial Supervisor before becoming a Regional Crosschecker. In addition to his professional work, Mark has served as an assistant coach on the collegiate level at Stetson, George Mason, James Madison, George Washington, Radford, and Princeton.

A 1988 graduate of Princeton with a Bachelor's in History, Leavitt lettered all four years of his collegiate career. He went on to get his Master's degree in Interdisciplinary Studies / Sport Management from George Mason University. Mark lives in DeLand, Fla., with his wife Christina and sons Scott and Mark Ryan.

ART STEWART AWARD

Each season, the Royals honor a scout for outstanding service to the organization

2008 - Dan Ontiveros
 2009 - Louie Medina
 2010 - Sean Gibbs
 2011 - Orlando Estevez

2012 - Colin Gonzales
 2013 - Mitch Webster
 2014 - Junior Vizcaino
 2015 - Alec Zumwalt

2016 - Mitch Webster
 2017 - Matt Price



REGIONAL CROSS CHECKERS



PAUL GIBSON

NATIONAL SUPERVISOR/SPECIAL ASSISTANT TO PITCHING DEVELOPMENT

Paul Gibson is in his eighth season as a national supervisor in 2017. He is entering his 32nd year in professional baseball, including a 19-year playing career. He pitched in the Majors for the Tigers (1988-91), Mets (1992-93) and Yankees (1993-96).

After retiring in 1996, he coached at Center Moriches (N.Y.) High, leading the program to a 149-26 record with two Long Island championships during that time. Gibson began his scouting career in 2006 as an Area Supervisor in the northeast with the Braves. He was hired by the Mariners in 2009

as Eastern Crosschecker before joining the Royals in the fall of 2010. Paul resides in Center Moriches, N.Y. with his wife Carla. They have two sons, Paul and Glenn, and a granddaughter, Harper Jeane.



GREGG KILBY

NATIONAL SUPERVISOR

Gregg Kilby enters his 10th season with the Royals' organization and second as a national supervisor. He spent the previous eight years as the southeast regional supervisor. Kilby spent five seasons as a scout and area supervisor in Florida for the Atlanta Braves. While with the Braves, Kilby signed shortstop Yunel Escobar, outfielder Jordan Schafer and left-handed pitcher Brett Oberholtzer.

Kilby served as an assistant coach and recruiting coordinator for the Maryland Terrapins from 2001-2004. Prior to joining the Maryland staff, Kilby was the head coach at Lynn University from 1997-2000. Kilby also worked as an assistant coach for Clemson University and the University of Nevada.

A 1991 graduate of Southern Wesleyan University, Kilby lettered in baseball for three seasons and was named team co-captain and all-district in 1991. He and his wife, Annie, reside in Tampa, Fla., with their children, Zachary and Annabelle.



KEITH CONNOLLY

NORTHEAST REGION SUPERVISOR

Keith Connolly enters his seventh full season with the Royals after joining the club on October 10, 2011. Connolly previously served as an Area Scout for five years with Baltimore Orioles in Pennsylvania, New Jersey, New York, New England and Eastern Canada. Before his stint with the Orioles, he worked part-time with the Florida Marlins from 2004-2007.

Connolly began his professional career in 1998 with the Giants as a non-drafted free agent.

He spent parts of four minor league seasons as a right-handed relief pitcher. Connolly earned a B.S. in administration of justice from Rutgers University.

A native of Washingtonville, N.Y., he now resides in Fair Haven, N.J. with his wife Meghan, sons Daly and Hugh, and daughter, Margaret.



SEAN GIBBS

SOUTHEAST REGION SUPERVISOR

Sean Gibbs enters his 12th season with the Royals, and second as the Southeast Region Supervisor. He previously served as an Area Scouting Supervisor from 2006-16. Before joining the Royals, Sean was an assistant coach and recruiting coordinator at Tusculum College (Tenn.) from 2000-06.

The recipient of the 2010 Art Stewart Award, Sean and Elizabeth reside in Santa Rosa Beach, Fla. and has two children: Tyler and Wyatt.



GREGG MILLER
MIDWEST REGION SUPERVISOR

Gregg Miller is in his fifth year as the Royals' Midwest Regional Supervisor. Miller was an area scout for the Boston Red Sox in 2013. He previously served as a scout for Minnesota from 1998-2008, covering Arkansas, Kansas, Missouri and Oklahoma. While with the Twins, he signed future Major League players Scott Baker, Nick Blackburn and Terry Tiffce. Miller joined the Twins after serving as the head baseball coach at Pratt (Kan.) Community College.

Miller earned a bachelor's of science in education from Phillips University in Enid, Okla., and a master's degree in sports administration from Wichita State University. He and his wife Susan, reside in Meeker, Okla. They have three children: Macy, Shelby and Bayli.



GARY WILSON
WEST COAST REGIONAL SCOUTING SUPERVISOR

Gary Wilson is in his third season as the Royals' West Coast Regional Scouting Supervisor in 2018. He previously served as an Area Scouting Supervisor in the Colorado Rockies' organization for 14 years, following a seven-year playing career in the Pirates' and Twins' organizations. Wilson, the Pirates' 18th-round pick in 1992, appeared in 10 games with Pittsburgh in 1995. He and his wife, Kasie, have three children: Nicholas, Natalie and Brady. They reside in Sacramento, Calif.

ADDITIONAL SCOUTS/SUPERVISORS

International Scouts

- Orlando Estevez Latin American Supervisor
- Luis Ortiz International Supervisor
- Fabio Herrera Manager, International Operations
- Daniel Guerrero Assistant to International Ops
- Edis Perez Supervisor, Dominican Republic
- Fausto Morel Dominican Republic
- Rafael Vasquez Dominican Republic
- Elias Despradel Dominican Video Scout
- Joelvis Gonzalez Supervisor, Venezuela
- Alberto Garcia Venezuela
- Jose Gauldron Venezuela
- Edgarluis Fuentes Venezuela
- Jose Figuera Venezuela

- Manuel Samaniego Supervisor, Mexico
- Edson Kelly Aruba, Dutch Caribbean
- Rafael Miranda Colombia, South America
- Djonny Joubert Curacao
- Juan Lopez Nicaragua
- Phil Dale Coordinator, Pacific Rim
- Manabu Kuramochi Japan
- Hiroyuki Oya Japan
- Neil Burke Australia
- Nathan Miller Taiwan
- Hyun Kim South Korea

Part-Time Pro Scout

René Lachemann

REMEMBERING THE ROYALS ACADEMY

Former Royals owner Ewing Kauffman challenged the preconceived notions of the baseball world in 1970 with the creation of the Royals Baseball Academy.

"In a few years this will be called Kauffman's folly or they will be calling me the Branch Rickey of the '70s," Kauffman said.

The Academy, which ran 12 months a year, was designed to supply additional talent to the Royals organization by training athletes in Sarasota, Fla. The mission of the academy was to groom raw athletes into baseball players.

The Academy opened its doors on August 10, 1970 with 42 original players. The campus, which also doubled as the Royals spring home, featured five playing fields, a 50-room dormitory, offices, lecture halls, laboratories, tennis courts and a swimming pool. Former Royals Scouting Director (and future Yankees General Manager) Syd Thrift was named as the director of the Academy.

Royals Hall of Famer Frank White joined the Academy in 1970 and was the first member to graduate to the Majors in 1973. White credits the Academy with instilling fundamentals which turned him into one of the best defensive second basemen in baseball history.

Despite the success of Frank White and 13 other graduates who played in the Majors, including U.L. Washington, dwindling class sizes and the cost of the Academy eventually led to its closing in May, 1974.





AMATEUR SCOUTING STAFF



Rich Amaral
S. CA



Jim Buckley
N. FL, S. GA



Travis Ezi
S. AL, LA, MS, W. TN



Casey Fahy
MA, ME, NH, VT, NJ, NY,
CT, RI, E. PA, E. CANADA



Jim Farr
DE, MD, WV,
DC, VA



Mike Farrell
IN, KY, MI, OH, W. PA



Ralph Garr
Special Assignment



Colin Gonzales
S. CA, HI



Josh Hallgren
N. CA, N. NV



Nick Hamilton
N. AL, N. GA, E. TN



Chad Lee
OK, N. TX



Sean Gallagher
S. TX



Joe Barbera
NC, SC



Scott Melvin
IL, IA, MN, MO, WI



Alex Mesa
S. FL



Ken Munoz
AZ, CO, NM,
UT, S. NV



Matt Price
AR, KS, NE, ND,
SD, WY



Johnny Ramos
Puerto Rico



Joe Ross
AK, ID, MT, OR, WA,
W. CANADA

ADDITIONAL PART-TIME AMATEUR SCOUTS

Kirk Barclay
Eric Briggs
Rick Clendenin
Louis Collier
Corey Eckstein
Jeremy Jones
Jerry Lafferty

Wyoming, Ont.
Bolivar, Mo.
Clendenin, W. Va.
Chicago, Ill.
Chilliwack, B.C.
Overland Park, Kan.
Kansas City, Mo.

Brittan Motley
Chad Raley
Lloyd Simmons
Will Howard

Grandview, Mo.
Baton Rouge, La.
Shawnee, Okla.
Columbus, Ga.

2017 FIRST-YEAR PLAYER DRAFT



RD	PICK	PLAYER	POS	HT	WT	B/T	DOB	CLASS	SCHOOL	HOMETOWN
1	14	Nick Pratto	1B	6-1	195	L/L	10/06/98	HS	Huntington Beach HS (Calif.)	Huntington Beach, Calif.
2	52	MJ Melendez	C	6-1	175	L/R	11/29/98	HS	Westminster Christian HS (Fla.)	Cutler Bay, Fla.
CBB	73	Evan Steele	LHP	6-5	210	R/L	11/14/96	J2	Chipola College	Marietta, Ga.
3	90	Daniel Tillo	LHP	6-5	215	L/L	06/13/96	J2	Iowa Western CC	Sioux City, Iowa
4	120	Michael Gigliotti	CF	6-1	180	L/L	12/14/96	JR	Lipscomb University	Ft. Lauderdale, Fla.
5	150	Charlie Neuweiler	RHP	6-1	205	R/R	02/08/99	HS	Monsignor McClancy HS (N.Y.)	East Elmhurst, N.Y.
6	180	Tyler Zuber	RHP	5-11	190	R/R	06/16/95	SR	Arkansas St. University	White Hall, Ark.
7	210	Brewer Hicklen	OF	6-2	208	R/R	02/09/96	SO	Univ. of Alabama Birmingham	Huntsville, Ala.
8	240	Holden Capps	LHP	6-2	195	R/L	03/24/95	SR	Univ. of Central Oklahoma	Lawton, Okla.
9	270	JC Cloney	LHP	6-1	226	L/L	08/03/94	SR	University of Arizona	Castaic, Calif.
10	300	Jordan Floyd	LHP	6-3	255	L/L	02/23/95	SR	Kansas St. University	Topeka, Kan.
11	330	Sal Biasi	RHP	6-0	190	R/R	09/30/95	JR	Penn State University	Hazleton Township, Pa.
12	360	Collin Snider	RHP	6-4	200	R/R	10/10/95	JR	Vanderbilt University	Murfreesboro, Tenn.
13	390	Cason Sherrad	RHP	6-4	215	R/R	06/25/96	JR	Texas A&M University	Dallas, Texas
14	420	Isaiah Henry	RHP	6-3	185	R/R	03/22/99	HS	North Shore HS (Texas)	Houston, Texas
15	450	Robert Garcia	LHP	6-3	220	R/L	06/14/96	JR	Univ. of California - Davis	Manteca, Calif.
16	480	Christopher Hudgins	C	6-1	190	R/R	03/02/96	JR	Cal State Fullerton	El Cajon, Calif.
17	510	Julio Gonzalez	SS	5-10	185	L/R	06/14/95	JR	Florida Gulf Coast Univ.	Bayamon, PR
18	540	Marlin Willis	LHP	6-4	195	L/L	06/05/98	HS	McEachern HS (Ga.)	Powder Springs, Ga.
19	570	Korry Howell	SS	6-2	175	R/R	09/01/98	J1	Kirkwood CC	Lockport, Ill.
20	600	Bryar Johnson	RHP	6-3	200	R/R	08/17/99	HS	Carolina Forest HS (S.C.)	Myrtle Beach, S.C.
21	630	Isaiah Smith	OF	6-3	190	R/R	06/19/99	HS	Battle Ground HS (Wash.)	Battle Ground, Wash.
22	660	Josh Mitchell	LHP	6-2	220	R/L	09/08/94	JR	University of Pittsburgh	Ridgway, Pa.
23	690	Matt Morales	SS	6-0	180	S/R	11/26/96	J2	Palm Beach CC	Wellington, Fla.
24	720	Connor Mayes	RHP	6-2	205	R/R	05/23/96	JR	University of Texas	Austin, Texas
25	750	Tyler James	CF	5-10	162	R/R	09/14/96	JR	William Carey Univ.	Slidell, La.
26	780	Garrett Suchey	RHP	6-2	215	R/R	11/25/94	JR	University of Alabama	Warrior, Ala.
27	810	Nick Hutchins	C	6-1	200	R/L	11/17/95	JR	So. Illinois Univ. Carbondale	Franklin, Tenn.
28	840	Tylor Fischer	RHP	6-3	170	R/R	08/01/98	HS	Langham Creek HS (Texas)	Houston, Texas
29	870	Travis Jones	UTL	6-4	195	R/R	09/29/95	JR	University of Texas	Humble, Texas
30	900	Adam Bainbridge	LHP	6-3	200	L/L	09/01/94	SR	Old Dominion University	Sinking Spring, Pa.
31	930	Justin Vought	C	6-2	195	R/R	10/09/98	HS	Wyoming Valley West HS (Pa.)	Wilkes-Barre, Pa.
32	960	Andrew Beckwith	RHP	6-0	180	R/R	03/22/95	SR	Coastal Carolina University	Blythewood, S.C.
33	990	Damon Olds	RHP	6-4	190	R/R	10/17/94	SR	Indiana State University	Terre Haute, Ind.
34	1,020	Jackson Klein	RHP	6-2	190	R/R	07/13/94	SR	Stanford University	San Francisco, Calif.
35	1,050	Reed Rohlman	OF	6-1	200	L/L	01/05/95	SR	Clemson University	Moore, S.C.
36	1,080	Brady Cox	C	6-0	210	R/R	10/24/94	SR	Univ. Texas Arlington	Fort Worth, Texas
37	1,110	Trevor Hauver	SS	6-0	180	L/R	11/20/98	HS	Perry HS (Ariz.)	Chandler, Ariz.
38	1,140	Montae Bradshaw	CF	5-10	170	R/R	04/29/96	J2	Patrick Henry CC (W. Va.)	Richmond, Va.
39	1,170	Justin Mitchell	C	6-0	200	R/R	10/13/98	HS	Platte County R-3 HS (Mo.)	Platte City, Mo.
40	1,200	Yaniel Ramos	SS	5-11	147	R/R	01/12/99	HS	Carlos Beltran Academy (PR)	Carolina, PR

MATT MINKER AWARD

Matt Minker, president and managing partner of the Wilmington (Del.) Blue Rocks, a Royals' Class A Affiliate, passed away at the age of 60 in November, 2007. Minker brought minor league baseball back to Wilmington in 1993. The annual Matt Minker Award was created to honor a minor league employee who most exemplifies the qualities Minker was known for, including a display of leadership and dedication to the Kansas City Royals organization.

2008 - Chris Kemple (Wilmington)

2009 - Martie Cordaro (Omaha)

2010 - Andrew Layman (Wilmington)

2011 - Eric Edelstein (Northwest Arkansas)

2012 - Kevin Linton (Wilmington)

2013 - Kevin Greene (Idaho Falls)

2014 - Nick Leto (Surprise)

2015 - Ryan Keur (Burlington)

2016 - Justin Cole (Northwest Arkansas)

2017 - Jeff Diskin (Organization)



BASEBALL... IT'S IN OUR DNA

LIVE LOOK-INS AND ANALYSIS ON MLB TONIGHT™
PLUS 5 LIVE GAMES EACH WEEK



OUR NATIONAL PASTIME
ALL THE TIME®



GO TO FINDMLBNETWORK.COM FOR CHANNEL LINEUP.
© 2018 MAJOR LEAGUE BASEBALL PROPERTIES, INC. ALL RIGHTS RESERVED.



BATTING TOP 5 (MINIMUM 2.7 PLATE APPEARANCES/TEAM GAME)

Batter	Club	AVG	AB	R	H	HR	RBI
Darrell Miller	Idaho Falls	.376	186	45	70	5	43
Travis Jones	AZL/IDF/BUR	.364	220	53	80	4	52
Robby Rinn	Idaho Falls	.355	282	58	100	6	59
Frank Schwindel	NW Arkansas/Omaha	.329	529	68	174	23	97
Oliver Nunez	Burlington	.321	221	44	71	2	20

Home Runs

Jorge Soler	Omaha	24
Frank Schwindel	NW Arkansas/Omaha	23
Ryan O'Hearn	NW Arkansas/Omaha	22
Chris DeVito	Lexington/Wilmington	21
2 others tied		17

RBI

Frank Schwindel	NW Arkansas/Omaha	97
Chris DeVito	Lexington/Wilmington	91
Samir Duenez	NW Arkansas	75
Emmanuel Rivera	Lexington	72
Ryan O'Hearn	NW Arkansas/Omaha	64

Stolen Bases

Amalani Fukofuka	Idaho Falls/Lexington	33
D.J. Burt	Wilmington	32
Tyler James	Arizona	31
Rudy Martin	Lexington	26
Nick Heath	AZL/LEX/WIL	25

Team Batting

	AVG	AB	R	H	HR	BB	SO	SB
Idaho Falls	.300	2740	537	823	50	317	538	129
Omaha	.270	4752	628	1284	132	399	1018	119
Burlington	.262	2303	327	604	42	203	540	55
NW Arkansas	.260	4782	544	1244	80	310	1051	119
Lexington	.258	4601	656	1187	111	399	1210	155
AZL Royals	.253	1876	297	475	26	188	527	98
Wilmington	.244	4553	522	1110	78	476	1109	111

PITCHING TOP 5 (MINIMUM 0.8 INNINGS PITCHED/TEAM GAME)

Pitcher	Club	W-L	ERA
Sal Biasi	Arizona/Burlington	4-2	2.41
Jake Kalish	Wilmington/NW Arkansas/Omaha	2-8	3.24
Foster Griffin	Wilmington/NW Arkansas	15-7	3.35
Jace Vines	Lexington/Wilmington/Omaha	12-8	3.45
Emilio Ogando	Wilmington/NW Arkansas/Omaha	11-10	3.72

Wins

Foster Griffin	Wilmington/NW Arkansas	15
Jace Vines	LEX/WIL/OMA	12
Emilio Ogando	WIL/NWA/OMA	11
A.J. Puckett	Wilmington	9
3 others tied		8

Saves

Jake Newberry	NW Arkansas/Omaha	15
Richard Lovelady	Wilmington/NW Arkansas	10
Malcolm Culver	Omaha	9
Grant Gavin	Lexington/Wilmington	9
Sal Selman	NW Arkansas/Omaha	8

Strikeouts

Foster Griffin	Wilmington/NW Arkansas	141
Josh Staumont	NW Arkansas/Omaha	138
Scott Blewett	Wilmington	129
Christian Binford	NW Arkansas/Omaha	117
Andres Machado	WIL/NWA/OMA	111

Team Pitching

	W-L	ERA	H	SV	HR	BB	SO
Wilmington	67-72	3.58	1138	35	81	434	1128
NW Arkansas	67-73	4.21	1298	40	115	435	1022
Burlington	29-39	4.59	624	18	50	209	523
Omaha	69-72	4.61	1290	33	152	469	1098
Lexington	62-75	4.72	1306	34	117	421	1038
AZL Royals	26-30	4.78	519	11	32	198	442
Idaho Falls	33-43	6.91	937	16	92	315	593



FULL SEASON AFFILIATE SCHEDULE



Date	STORM CHASERS	NATURALS	BLUE ROCKS	RANGERS
4-5	COLORADO SPRINGS	CORPUS CHRISTI	at Potomac	CHARLESTON
4-6	COLORADO SPRINGS	CORPUS CHRISTI	at Potomac	CHARLESTON
4-7	COLORADO SPRINGS	CORPUS CHRISTI	at Potomac	CHARLESTON
4-8	COLORADO SPRINGS	SAN ANTONIO	at Potomac	CHARLESTON
4-9	COLORADO SPRINGS	SAN ANTONIO	at Salem	GREENVILLE
4-10	at Memphis	SAN ANTONIO	at Salem	GREENVILLE
4-11	at Memphis	OFF	at Salem	GREENVILLE
4-12	at Memphis	at Corpus Christi	LYNCHBURG	at Augusta
4-13	at Nashville	at Corpus Christi	LYNCHBURG	at Augusta
4-14	at Nashville	at Corpus Christi	LYNCHBURG	at Augusta
4-15	at Nashville	at San Antonio	LYNCHBURG	at Augusta
4-16	at Nashville	at San Antonio	CAROLINA	at Hickory
4-17	MEMPHIS	at San Antonio	CAROLINA	at Hickory
4-18	MEMPHIS	OFF	CAROLINA	at Hickory
4-19	MEMPHIS	TULSA	at Frederick	HAGERSTOWN
4-20	MEMPHIS	TULSA	at Frederick	HAGERSTOWN
4-21	NASHVILLE	at Tulsa	at Frederick	HAGERSTOWN
4-22	NASHVILLE	at Tulsa	at Frederick	HAGERSTOWN
4-23	NASHVILLE	at Springfield	OFF	at Asheville
4-24	OFF	at Springfield	POTOMAC	at Asheville
4-25	at Colorado Springs	at Springfield	POTOMAC	at Asheville
4-26	at Colorado Springs	at Springfield	POTOMAC	at Asheville
4-27	at Colorado Springs	at Tulsa	WINSTON-SALEM	WEST VIRGINIA
4-28	at Colorado Springs	TULSA	WINSTON-SALEM	WEST VIRGINIA
4-29	at Colorado Springs	TULSA	WINSTON-SALEM	WEST VIRGINIA
4-30	at Iowa	at Tulsa	OFF	OFF
5-1	at Iowa	SPRINGFIELD	at Potomac	at Columbia
5-2	at Iowa	SPRINGFIELD	at Potomac	at Columbia
5-3	at Iowa	SPRINGFIELD	at Potomac	at Columbia
5-4	NEW ORLEANS	SPRINGFIELD	FREDERICK	at Charleston
5-5	NEW ORLEANS	at Arkansas	FREDERICK	at Charleston
5-6	NEW ORLEANS	at Arkansas	FREDERICK	at Charleston
5-7	NEW ORLEANS	at Arkansas	POTOMAC	at Charleston
5-8	IOWA	at Arkansas	POTOMAC	OFF
5-9	IOWA	OFF	POTOMAC	DELMARVA
5-10	IOWA	TULSA	Carolina	DELMARVA
5-11	IOWA	TULSA	Carolina	DELMARVA
5-12	at New Orleans	TULSA	Carolina	GREENVILLE
5-13	at New Orleans	TULSA	Carolina	GREENVILLE
5-14	at New Orleans	ARKANSAS	OFF	GREENVILLE
5-15	at New Orleans	ARKANSAS	MYRTLE BEACH	GREENVILLE
5-16	OFF	ARKANSAS	MYRTLE BEACH	OFF
5-17	at Iowa	ARKANSAS	MYRTLE BEACH	at West Virginia
5-18	at Iowa	at Springfield	at Salem	at West Virginia
5-19	at Iowa	at Springfield	at Salem	at West Virginia
5-20	at Iowa	at Springfield	at Salem	at West Virginia
5-21	NEW ORLEANS	at Springfield	at Potomac	ROME
5-22	NEW ORLEANS	FRISCO	at Potomac	ROME
5-23	NEW ORLEANS	FRISCO	at Potomac	ROME
5-24	NEW ORLEANS	FRISCO	at Potomac	ROME
5-25	ROUND ROCK	MIDLAND	SALEM	at Asheville
5-26	ROUND ROCK	MIDLAND	SALEM	at Asheville
5-27	ROUND ROCK	MIDLAND	SALEM	at Asheville
5-28	ROUND ROCK	OFF	SALEM	at Asheville
5-29	ROUND ROCK	at Frisco	FREDERICK	WEST VIRGINIA
5-30	at Oklahoma City	at Frisco	FREDERICK	WEST VIRGINIA
5-31	at Oklahoma City	at Frisco	FREDERICK	WEST VIRGINIA
6-1	at Oklahoma City	at Midland	at Salem	AUGUSTA
6-2	at Oklahoma City	at Midland	at Salem	AUGUSTA
6-3	at Oklahoma City	at Midland	at Salem	AUGUSTA
6-4	OFF	OFF	OFF	OFF
6-5	EL PASO	SPRINGFIELD	LYNCHBURG	at West Virginia
6-6	EL PASO	SPRINGFIELD	LYNCHBURG	at West Virginia
6-7	EL PASO	SPRINGFIELD	LYNCHBURG	at West Virginia
6-8	ALBUQUERQUE	SPRINGFIELD	FREDERICK	at Asheville
6-9	ALBUQUERQUE	at Arkansas	FREDERICK	at Asheville
6-10	ALBUQUERQUE	at Arkansas	FREDERICK	at Asheville
6-11	ALBUQUERQUE	at Arkansas	at Down East	COLUMBIA
6-12	OFF	at Arkansas	at Down East	COLUMBIA
6-13	at Tacoma	at Tulsa	at Down East	COLUMBIA
6-14	at Tacoma	at Tulsa	at Winston-Salem	COLUMBIA
6-15	at Tacoma	at Tulsa	at Winston-Salem	at Rome
6-16	at Reno	at Tulsa	at Winston-Salem	at Rome
6-17	at Reno	ARKANSAS	at Winston-Salem	at Rome

FULL SEASON AFFILIATE SCHEDULE (CONT.)



Date	Omaha	NW Arkansas	Wilmington	Lexington
6-18	at Reno	ARKANSAS	ALL-STAR BREAK	ALL-STAR BREAK
6-19	at Reno	ARKANSAS	ALL-STAR GAME	ALL-STAR GAME
6-20	OFF	ARKANSAS	ALL-STAR BREAK	ALL-STAR BREAK
6-21	OKLAHOMA CITY at Tulsa	at Tulsa	at Potomac	CHARLESTON
6-22	OKLAHOMA CITY	at Tulsa	at Potomac	CHARLESTON
6-23	OKLAHOMA CITY	at Tulsa	at Potomac	CHARLESTON
6-24	OKLAHOMA CITY	at Tulsa	at Potomac	COLUMBIA
6-25	at Round Rock	ALL-STAR BREAK	LYNCHBURG	COLUMBIA
6-26	at Round Rock	ALL-STAR GAME	LYNCHBURG	COLUMBIA
6-27	at Round Rock	ALL-STAR BREAK	LYNCHBURG	at Kannapolis
6-28	at Round Rock	SAN ANTONIO	LYNCHBURG	at Kannapolis
6-29	NASHVILLE	SAN ANTONIO	LYNCHBURG	at Kannapolis
6-30	NASHVILLE	SAN ANTONIO	WINSTON-SALEM	ASHEVILLE
7-1	NASHVILLE	CORPUS CHRISTI	WINSTON-SALEM	ASHEVILLE
7-2	NASHVILLE	CORPUS CHRISTI	WINSTON-SALEM	ASHEVILLE
7-3	NASHVILLE	CORPUS CHRISTI	WINSTON-SALEM	ASHEVILLE
7-4	at Memphis	at San Antonio	at Lynchburg	at West Virginia
7-5	at Memphis	at San Antonio	at Lynchburg	at West Virginia
7-6	at Memphis	at San Antonio	at Lynchburg	at West Virginia
7-7	at Memphis	at Corpus Christi	at Lynchburg	GREENSBORO
7-8	at Memphis	at Corpus Christi	at Lynchburg	GREENSBORO
7-9	ALL-STAR BREAK	at Corpus Christi	at Frederick	GREENSBORO
7-10	ALL-STAR GAME	OFF	at Frederick	OFF
7-11	ALL-STAR BREAK	TULSA	at Frederick	at Augusta
7-12	MEMPHIS	TULSA	at Frederick	at Augusta
7-13	MEMPHIS	TULSA	SALEM	at Augusta
7-14	MEMPHIS	TULSA	SALEM	at Greenville
7-15	MEMPHIS	at Springfield	SALEM	at Greenville
7-16	at Nashville	at Springfield	SALEM	at Greenville
7-17	at Nashville	at Springfield	OFF	at Greenville
7-18	at Nashville	at Springfield	at Lynchburg	OFF
7-19	at Nashville	TULSA	at Lynchburg	WEST VIRGINIA
7-20	ROUND ROCK	TULSA	at Lynchburg	WEST VIRGINIA
7-21	ROUND ROCK	TULSA	at Frederick	WEST VIRGINIA
7-22	ROUND ROCK	TULSA	at Frederick	WEST VIRGINIA
7-23	OFF	ARKANSAS	at Frederick	at Asheville
7-24	at Sacramento	ARKANSAS	SALEM	at Asheville
7-25	at Sacramento	ARKANSAS	SALEM	at Asheville
7-26	at Sacramento	at Springfield	SALEM	at Asheville
7-27	at Fresno	at Springfield	BUIES CREEK	ROME
7-28	at Fresno	at Springfield	BUIES CREEK	ROME
7-29	at Fresno	at Springfield	BUIES CREEK	ROME
7-30	at Fresno	at Arkansas	OFF	at Hagerstown
7-31	OFF	at Arkansas	at Buies Creek	at Hagerstown
8-1	LAS VEGAS	at Arkansas	at Buies Creek	at Hagerstown
8-2	LAS VEGAS	SPRINGFIELD	at Buies Creek	at Hagerstown
8-3	LAS VEGAS	SPRINGFIELD	FREDERICK	at Lakewood
8-4	SALT LAKE	SPRINGFIELD	FREDERICK	at Lakewood
8-5	SALT LAKE	SPRINGFIELD	FREDERICK	at Lakewood
8-6	SALT LAKE	OFF	OFF	OFF
8-7	SALT LAKE	MIDLAND	at Salem	ASHEVILLE
8-8	OFF	MIDLAND	at Salem	ASHEVILLE
8-9	at Round Rock	MIDLAND	at Salem	ASHEVILLE
8-10	at Round Rock	FRISCO	at Myrtle Beach	KANNAPOLIS
8-11	at Round Rock	FRISCO	at Myrtle Beach	KANNAPOLIS
8-12	at Round Rock	FRISCO	at Myrtle Beach	KANNAPOLIS
8-13	OKLAHOMA CITY	OFF	OFF	KANNAPOLIS
8-14	OKLAHOMA CITY	at Midland	LYNCHBURG	OFF
8-15	OKLAHOMA CITY	at Midland	LYNCHBURG	at Hagerstown
8-16	OKLAHOMA CITY	at Midland	LYNCHBURG	at Hagerstown
8-17	at Colorado Springs	at Frisco	at Winston-Salem	at Hagerstown
8-18	at Colorado Springs	at Frisco	at Winston-Salem	at Lakewood
8-19	at Colorado Springs	at Frisco	at Winston-Salem	at Lakewood
8-20	OFF	OFF	DOWN EAST	at Lakewood
8-21	at Oklahoma City	SPRINGFIELD	DOWN EAST	at Lakewood
8-22	at Oklahoma City	SPRINGFIELD	DOWN EAST	OFF
8-23	at Oklahoma City	SPRINGFIELD	OFF	HAGERSTOWN
8-24	IOWA	SPRINGFIELD	SALEM	HAGERSTOWN
8-25	IOWA	at Arkansas	SALEM	HAGERSTOWN
8-26	IOWA	at Arkansas	SALEM	HAGERSTOWN
8-27	IOWA	at Arkansas	at Lynchburg	AUGUSTA
8-28	COLORADO SPRINGS	at Tulsa	at Lynchburg	AUGUSTA
8-29	COLORADO SPRINGS	at Tulsa	at Lynchburg	AUGUSTA
8-30	COLORADO SPRINGS	at Tulsa	at Lynchburg	AUGUSTA
8-31	at New Orleans	at Tulsa	POTOMAC	at Greenville
9-1	at New Orleans	ARKANSAS	POTOMAC	at Greenville
9-2	at New Orleans	ARKANSAS	POTOMAC	at Greenville
9-3	at New Orleans	ARKANSAS	POTOMAC	at Greenville



BILL FISCHER

SR. PITCHING ADVISOR

Bill Fischer, the 2008 *Baseball America* Roland Hemond Award winner, enters his 71st year in professional baseball. Fischer will be the senior pitching advisor for the eighth straight season after serving as the pitching coordinator from 2007 to 2010. Fischer, who worked as the Royals minor league pitching instructor from 1975-78 and in 1984, has been a Major League pitching coach with the Cincinnati Reds (1979-83), Boston Red Sox (1985-1991) and Tampa Bay Devil Rays (2000-2001).

He also has worked in the Atlanta Braves' organization from 1991-2006, with the exception of his two years in Tampa Bay. He most recently served as the Braves' Senior Minor League Pitching Coordinator. Fischer pitched nine seasons from 1956-64 with the White Sox, Tigers, Senators, Athletics and Twins, compiling a 45-58 record. He still holds the Major League record with 84.1 consecutive innings without issuing a walk, set in 1962. He resides in Council Bluffs, Iowa.



JOHN WATHAN

SPECIAL ASSISTANT TO PLAYER DEVELOPMENT

John Wathan returns for his 46th year in baseball and 42nd with the Royals as a special assistant to player development. Wathan was the Royals' first-round pick in the 1971 January Free Agent Draft after three years at the University of San Diego. He played for 15 years, including 10 in the Majors from 1976-85. Wathan was a member of the Royals' World Series teams in 1980 and 1985 and still owns the modern record for stolen bases by a catcher with 36 in 1982. He served as a coach in Kansas City in 1986 prior to managing the Omaha Royals in 1987.

Wathan was named Royals manager on August 27, 1987 and compiled a 287-270 record, including 92-70 in 1989. He worked for the California Angels in 1992 and 1993, serving as interim manager, third base coach and bench coach before becoming Boston's bullpen coach in 1994. "Duke" worked as a broadcasting analyst for The Baseball Network in 1995 and for the Royals Radio Network from 1996-97. His duties have included special assignments in scouting and player development since 1999.

Wathan has been inducted into the Iowa Baseball Coaches Hall of Fame, Missouri Sports Hall of Fame, the West Coast Conference Hall of Honor and the athletic Hall of Fame at St. Augustine High School and the University of San Diego. He resides in Lee's Summit, Mo. with his wife, Nancy. The couple has three children: Dusty, Derek and Dina, and eight grandchildren. Dina works in the Royals' Communications department.



HARRY SPILMAN

SPECIAL ASSISTANT TO PLAYER DEVELOPMENT

Harry Spilman enters his fourth year with the Royals as a Special Assistant to Player Development. He had the same role with the Texas Rangers from 2009 to 2014 and was the hitting coach for Milwaukee's Triple-A club in Nashville from 2007 to 2008. Spilman was an instructor in the Astros' system from 1998-2006, including 1999-2004 as the Major League hitting coach. His coaching career began with seven years as minor league manager and roving instructor in the Indians' system. Spilman played for the Reds, Astros, Tigers and Giants over a 12-year Major League career. He resides in Mount Vernon, Ind., with his wife, Kim. They have two children: Kelly and Ryan.



EDDIE RODRIGUEZ

MINOR LEAGUE FIELD COORDINATOR

Eddie returns for his second season as the Royals' minor league field coordinator after spending the previous three seasons in the San Diego Padres' organization. He spent the previous five seasons with the Royals (2009-13), most recently as the club's third base coach from 2011-13.

Before that, he was Seattle's first base coach in 2008 and served as manager for Seattle's Double-A team in West Tennessee in 2007. He was Frank Robinson's bench coach in Montreal (2004) and in Washington (2005-06) for three years after serving on Arizona's Major League staff from 2001 (first base coach) and 2002-03 (third base coach). Eddie was the manager at Queens (A) in Toronto's organization in 2000, and served as the Blue Jays' third base coach in 1998. He began his coaching career and spent 15 seasons in the Angels' organization from 1983-97. He had a six-year career as a Minor League infielder with Baltimore and California.



LARRY CARTER

PITCHING COORDINATOR

Larry Carter begins his fourth season as minor league pitching coordinator in his 21st season in the organization. The 2014 Dick Howser Award winner, Carter coached at Omaha in 2013 and 2014 as the Storm Chasers won back-to-back Triple-A titles. Carter spent 11 seasons at Double-A in Wichita (2002-07) and at Northwest Arkansas (2008-12). He served as the pitching coach at Wilmington in 2000 and 2001, Charleston in 1999 and Lansing in 1998. Carter was a pitching coach in the Texas-Louisiana League from 1994-97 for the Tyler Wildcatters. Originally selected in the 10th round of 1986 June Free Agent Draft by St. Louis, Carter played in the Cardinals' system for two years before joining the Giants' organization. He was named to the Texas League All-Star team in 1991 and appeared in six games with San Francisco in 1992, posting a 1-5 record and a 4.64 ERA. Carter graduated from West Virginia State College and resides in Corinth, Texas, with his wife, Jennifer, and sons, Matthew and Andrew.



JASON SIMONTACCHI

ASSISTANT PITCHING COORDINATOR

Jason joins the Royals organization as the assistant pitching coordinator after working in various roles throughout the St. Louis Cardinals' minor league system for the previous five seasons. He played four seasons in the Majors, including three with St. Louis (2002-04) and one with Washington (2007). He was originally selected by Kansas City in the 21st round of the 1996 Draft and also spent time in the minors with Pittsburgh and Minnesota.

Jason resides in St. Louis with his wife, Paula, and three sons: Bradley, Nathan and Landon.



J.C. BOSCAN

MINOR LEAGUE CATCHING COORDINATOR

J.C. enters his second season as the Royals' minor league catching coordinator. He served in a similar role (Minor League roving instructor) in 2016, after retiring following the 2015 season. Boscan played in parts of 19 seasons in the Minors, most recently with Omaha (AAA). Boscan also played in parts of four seasons in the Majors with Atlanta (2010-12) and the Chicago Cubs (2013).

He received the Bill Lucas Award in 2010, an honor given to the Braves player who best represents the organization both on and off the field. He is originally from Maracaibo, Venezuela.

DICK HOWSER AWARD

Player Development Department employees recognized for outstanding contributions to the organization:

- | | | |
|-----------------------|---------------------------|-----------------------|
| 1987 - Jo Anne Joyce | 1998 - Brian Poldberg | 2009 - Mark Davis |
| 1988 - Joe Jones | 1999 - Jeff Stevenson | 2010 - Brian Poldberg |
| 1989 - Carlos Tosca | 2000 - Jeff Garber | 2011 - Mike Jirschele |
| 1990 - No Award | 2001 - Andre David | 2012 - Victor Baez |
| 1991 - Tom Poquette | 2002 - Larry Carter | 2013 - Omar Ramirez |
| 1992 - Mike Jirschele | 2003 - Lloyd Simmons | 2014 - Larry Carter |
| 1993 - Ron Johnson | 2004 - Billy Gardner, Jr. | 2015 - Darryl Kennedy |
| 1994 - Mike Jirschele | 2005 - Mike Jirschele | 2016 - Vance Wilson |
| 1995 - Bob Herold | 2006 - Jim Gabella | 2017 - Terry Bradshaw |
| 1996 - John Mizerock | 2007 - John Mizerock | |
| 1997 - Jose Tartabull | 2008 - Brian Rupp | |



MINOR LEAGUE STAFF (CONT.)



CHRIS DeLUCIA, ATC, PTS, CES MINOR LEAGUE MEDICAL COORDINATOR

Chris enters his 12th season in the Royals' organization and ninth as minor league medical coordinator after working at the Royals' Double-A affiliate from 2007-09. DeLucia, who enters his 25th year in professional baseball, spent the 2003-06 seasons as the athletic trainer for Triple-A Oklahoma in the Texas Rangers' organization. Prior to joining Oklahoma, he was the athletic trainer at Double-A Tulsa for two seasons, representing the club in the Texas League All-Star Game in 2002. DeLucia worked in the Yankees' organization from 1991-1998, spending time with their Rookie level and Class-A Greensboro affiliates. He was named the South Atlantic League athletic trainer of the Year in 1998. DeLucia also spent two winters as the athletic trainer for the New York Yankees players participating in the Australian winter baseball league. He is a graduate of St. Leo University in St. Leo, Fla., where he received a bachelor's of arts degree in exercise science. DeLucia, who obtained certification with the National Academy of Sports Medicine as a Corrective Exercise Specialist and Performance Exercise Specialist, played soccer for St. Leo and worked in the athletic training room. He resides in Goodyear, Ariz.



TONY MEDINA LATIN AMERICA MEDICAL COORDINATOR

Tony Medina will serve as the Latin America medical coordinator for a seventh straight season after spending eight seasons as an athletic trainer at various levels in the Royals minor league system. Medina served as the athletic trainer for the Dominican Republic in the 2006, 2009, 2013 and 2017 World Baseball Classic and was named 2006, 2008 and 2009 Arizona League Trainer of the Year. Prior to his time with the Royals, he worked for six seasons as the minor league athletic trainer for the Atlanta Braves. He received his undergraduate degree in

biology with a concentration in athletic training from Emporia (Kan.) State University and earned his master's degree in exercise science from the University of Nebraska at Omaha. He resides in Omaha, Neb.



JUSTIN HAHN REHAB COORDINATOR/PHYSICAL THERAPIST

Justin enters his sixth season in the Royals' organization and fifth as minor league rehab coordinator. He spent 2013 as the physical therapy fellow with the club. Previously he was a PT intern for the Milwaukee Brewers during spring training 2011, and assisted with minor league preseason physicals for the Minnesota Twins during spring training 2012.

Hahn graduated from Gustavus Adolphus College in St. Peter, Minn., with a B.A. in Chemistry in 2008. He earned his doctorate in physical therapy in 2011 from Mayo Clinic School of

Health Sciences in Rochester, Minn. After graduating, Hahn completed the 2011-2012 Sports Physical Therapy Residency at the Institute for Athletic Medicine in Minneapolis and obtained his Sports Certified Specialist credential through the American Physical Therapy Association in March 2013. Following his residency, he completed the 2012-2013 Proaxis Therapy and Kansas City Royals Upper Extremity Sports Physical Therapy/Professional Baseball Fellowship in which he spent the duration of the 2013 season in Surprise, Ariz. Hahn is also a Certified Strength and Conditioning Specialist. He and his wife, Marett, reside in Peoria, Ariz. with their two dogs, Gus and Koty.



GARRETT SHERRILL STRENGTH AND CONDITIONING COORDINATOR

Garrett Sherrill enters his seventh season as the organization's minor league strength and conditioning coordinator and 12th year as a strength and conditioning coach in professional baseball. He spent the 2010 and 2011 seasons as a minor league strength and conditioning coach with the San Francisco Giants organization. Sherrill spent the 2007-09 seasons with the Royals as a minor league strength and conditioning coach at various levels. In addition, he has also directed the 2010/2011 MLB Off-Season training program at Athletes Performance

in Gulf Breeze, Fla., and worked with various athletes at Velocity Sports in Friendswood, Texas. He received his master's degree in human performance from the University of Houston Clear Lake and bachelor's from Texas State University, while pitching for the Bobcat baseball team. He also played in the Northern Independent Baseball League for the Quebec Capitales and Lincoln Saltdogs in 2000 and 2001. Sherrill currently resides in Phoenix, Ariz., with his wife, Raquel.



JEFF DISKIN

CULTURAL DEVELOPMENT COORDINATOR

Jeff Diskin begins his fifth full season with the Royals as coordinator of cultural development after starting in the position in June 2013. He joined the Royals after working at the Pembroke Hill School in Kansas City, Mo. Diskin previously taught English and worked as the assistant director of athletics at Penbroke. He continues to serve the school as the varsity baseball coach. He also taught in Thailand following the 2004 tsunami and on the island of Saipan during the 1998-99 school year. Diskin earned his master's degree in business administration from Pittsburg (Kan.) State University and his Bachelor's degree in English literature from Baker University in Baldwin City, Kan. He resides in Kansas City, Kan.



MONICA RAMIREZ

ESL & CULTURAL INITIATIVES ASSISTANT

Monica will begin her second season in her new role as the Royals' education/ESL & Latin American initiatives coordinator, teaching English to the Royals' latin players. She has previously served in a consulting role in the organization since 2007. She also teaches college reading at Glendale Community College. Monica received her master's degree in education and reading at Northern Arizona University. Raised in Colombia, Monica now lives in Surprise, Ariz., with her three children: Juan Daniel, Lukas and Matias.



WILL SIMON

MINOR LEAGUE EQUIPMENT MANAGER

Will Simon will be in his 12th year in 2018 as the minor league equipment manager. Simon works with the player development, international operations and amateur scouting departments, helping supply equipment and apparel throughout the minor league system including all minor league affiliates and the Dominican Academy. Simon manages clubhouse operations for minor league spring training, extended spring training and fall instructional league. He also served as equipment manager for the MLB European Academy in 2006, 2008,

2009, 2010 and 2011 in Tirrenia, Italy. In 2012, Simon was the equipment manager for the inaugural MLB Taiwan Academy held in Taichung, Taiwan and was a member of the American League clubhouse staff for the 2012 MLB All Star game in Kansas City. Prior to his time with the Royals, Simon worked in the clubhouse of the Richmond Braves in 2004 and 2005. He received his degree in entrepreneurship through the College of Business Administration at Central Michigan University. He resides in Phoenix, Ariz.



TIM BAVESTER

ASSISTANT VIDEO COORDINATOR

Tim Bavester begins his fourth year with the Royals' organization and first as assistant video coordinator. In his position, Bavester works closely with the amateur scouting and player development departments in assisting all aspects of video operations. He has previously served at club affiliates Lexington and Northwest Arkansas (2015-16) as a minor league video intern, and was the Arizona video/operations intern in Surprise, Ariz in 2017. Bavester spent the winter of 2015-16 working for the Australian Baseball League with the Melbourne Aces. During his time in Australia, Bavester

assisted Melbourne's baseball operations and the club's coaching staff in various aspects. A native of Lake Zurich, Ill., Bavester graduated from Lake Zurich High School and earned a bachelor's degree in sport management, and a minor in business from the University of Missouri, where he assisted the Missouri baseball program in various capacities from 2012-2014. He currently resides in Surprise, Ariz.



OMAHA STORM CHASERS

PACIFIC COAST LEAGUE (AAA), AMERICAN CONFERENCE, NORTH DIVISION



Werner Park (9,023)

12356 Ballpark Way • Papillion, NE 68046
(402) 734-2550 • (402) 734-7166 - FAX

Press Box: (402) 738-5150

2017 Results: 69-72, 3rd in American Northern Division

President/General Manager: Martie J. Cordaro

Media Operations Manager: Andrew Green

Website: www.omahastormchasers.com



BRIAN POLDBERG

MANAGER

Brian Poldberg is in his fifth year with the Storm Chasers, including the Pacific Coast League and Triple-A championships in 2014. He joined Omaha after six years with Northwest Arkansas. Poldberg guided the Naturals to the playoffs each year from 2008 to 2011 and the 2010 Texas League championship. He spent the 2004-07 seasons on the Royals' Major League staff, serving as Bullpen Coach (2004-05), First Base Coach (2006) and Third Base Coach (2007). Prior to that, he spent seven seasons as the minor league catching instructor. Poldberg began his coaching career in 1987 and served as a manager from 1988-96, with the exception of 1991, when he served as Omaha's hitting coach. He played five seasons in the minors with the Yankees and Royals. The organization's Dick Howser Award winner in 1998 and 2010, Poldberg resides in Carter Lake, Iowa, with his wife, Lori, and three sons: Adam, Deric and John.



ANDY HAWKINS

PITCHING COACH

Andy Hawkins enters his third season as Omaha's pitching coach in 2017 after serving as the bullpen coach with the Texas Rangers from 2009-15. Before that, he was the pitching coach at various levels in the Rangers' organization from 2001-04 and 2006-08 (Triple-A). In between, Hawkins served in 2005 as the pitching coach for the High Desert Mavericks (Advanced-A) in the Royals' organization. The fifth overall selection by the Padres in the 1978 June Draft, Hawkins pitched for 10 seasons in the Majors with San Diego (seven seasons), the Yankees and Oakland. In the 1984 postseason, Hawkins earned San Diego's only World Series win to date, Game 2 vs. Detroit. He and his wife, Jodi, have four children: Katy, Libby, Curtis and Maggie



BRIAN BUCHANAN

HITTING COACH

Brian Buchanan enters his first year as Omaha's hitting coach, following a one-year stint as the Royals' Major League assistant hitting coach. He previously served as the hitting coach at Northwest Arkansas in 2016, after managing at several levels throughout the Royals system over the previous six seasons, including stops at: Wilmington (2015), Lexington (2013-14), Kane County (2012) and Idaho Falls (2010-11). He entered the coaching ranks after a 16-year playing career, which included the 2008-09 seasons at Omaha. Buchanan, an All-American at the University of Virginia, was selected in the first round by the Yankees in 1994. He spent seven seasons in the Major Leagues with Minnesota (2000-02), San Diego (2002-04) and the New York Mets (2005). Buchanan played in Japan in 2007 before signing with the Royals. He resides in Jupiter, Fla., with his wife, Jill, and sons, Walker, Drew, Logan and Connor. Jill is the daughter of basketball Hall of Famer John Havlicek.



DAVE IANNICCA

CERTIFIED ATHLETIC TRAINER

Dave Iannicca is in his eighth season in Omaha and 12th in the Royals' organization. He joined the Royals in 2007 as the trainer at Burlington (Class-A), then worked from 2008-10 at Wilmington (Advanced-A). In 2010, Iannicca earned Carolina League Athletic Trainer of the Year honors and was an athletic trainer in the Arizona Fall League. He spent the 2006 season as athletic trainer for the Atlanta Braves' Gulf Coast League affiliate in Orlando. Iannicca was an intern in the New York Yankees' organization from 2003-2004, working with the Triple-A Columbus Clippers and at the Yankees Player Development Complex in Tampa. He has also worked as an athletic trainer at the collegiate level as a graduate assistant at Virginia Wesleyan College. Dave earned his bachelor's of science degree in athletic training from Bowling Green State University in 2003 and his master's of science in education degree from Old Dominion University in 2006. Iannicca resides in Virginia Beach, Va., with his wife, Jacqueline, and son, Ryan.



PHIL FALCO

STRENGTH & CONDITIONING COACH

Phil Falco returns for his second season in Omaha as the strength and conditioning coach after serving in the same role at the Major League level with the Atlanta Braves for the previous nine seasons (2008-16). He previously served as the Braves' roving minor league strength and conditioning coach from 1998-99 and 2003-08. He was the Milwaukee Brewers' strength and conditioning coach from 2000-02.

Falco pitched at George Mason University from 1992-94, then transferred to Appalachian State University and played two seasons (1995-96) before graduating in 1996 with a Bachelor of Science degree in exercise science. Falco was certified by the National Strength and Conditioning Association in 2005 and a strength and conditioning specialist, and was certified by the American College of Sports Medicine in 1996 as a health and fitness instructor.

2017 STATISTICS

Batting

PLAYER	AVG	G	AB	R	H	2B	3B	HR	RBI	SAC	SF	HBP	BB	SO	SB	CS	E
Anna, Dean	.285	112	386	53	110	14	3	5	33	5	0	5	43	51	6	4	9
Bonifacio, Jorge	.314	13	51	6	16	2	2	3	12	0	0	0	6	8	0	0	0
Burns, Billy	.285	99	354	50	101	7	4	0	22	9	2	4	44	60	24	11	3
Cecchini, Garin	.266	89	290	35	77	21	2	4	33	3	2	12	59	3	3	9	
Cuthbert, Cheslor*	.271	15	59	10	16	3	1	4	9	0	1	1	7	11	0	0	1
Diaz, Carlos	.286	4	7	0	2	0	0	0	1	0	1	0	0	0	0	1	0
Dozier, Hunter	.226	24	84	11	19	6	1	4	12	0	1	2	9	37	1	1	0
Esposito, Nathan	.167	4	12	0	2	0	0	0	0	1	0	0	0	4	0	0	1
Gallagher, Cam	.292	73	260	26	76	13	0	5	37	2	2	0	18	33	0	1	6
Gore, Terrance	.247	65	166	29	41	3	3	1	10	5	2	3	16	38	13	3	4
Lopez, Jack	.145	18	62	2	9	2	0	0	1	1	0	0	4	18	1	1	4
McCray, Jonathan	.143	2	7	0	1	0	0	0	0	0	0	0	0	1	0	0	1
Merrifield, Whit	.412	9	34	6	14	4	0	3	9	0	1	1	1	4	1	1	0
Mondesi, Raul	.305	85	321	52	98	20	8	13	52	10	6	2	18	86	21	3	13
Moon, Logan	.336	29	107	18	36	8	1	4	15	2	1	0	6	30	2	1	0
Morin, Parker	.167	23	72	4	12	3	0	1	10	0	1	1	1	15	0	0	0
O'Brien, Peter	.162	27	105	10	17	1	1	3	6	0	0	1	9	31	0	0	2
O'Hearn, Ryan	.252	114	413	48	104	26	1	18	53	2	2	1	45	119	1	0	3
Orlando, Paulo	.293	30	116	14	34	10	0	2	19	0	1	3	9	26	2	2	3
Pena, Braynan	.274	38	124	8	34	3	0	0	15	1	2	1	6	7	1	0	4
Schwindel, Frank	.321	99	392	51	126	30	0	17	72	0	2	2	10	68	0	1	2
Soler, Jorge	.267	74	273	49	73	9	0	24	59	0	0	4	50	82	1	0	0
Sosa, Ruben	.222	43	153	20	34	8	1	2	13	3	2	0	16	32	11	2	3
Starling, Bubba	.248	80	278	35	69	14	7	21	3	2	0	3	19	65	5	4	5
Torres, Ramon	.292	75	295	43	86	10	1	6	41	3	3	1	15	32	17	4	9
Toups, Corey	.232	88	289	46	67	12	4	6	28	0	3	6	34	90	9	2	10
Villegas, Luis	.238	13	42	2	10	0	0	0	2	1	0	1	1	11	0	0	0
Walters, Zach	.1	0	0	0	0	0	0	0	0	0	0	0	0	0	0	0	0
Storm Chasers	.270	141	4752	628	1284	229	34	132	585	51	36	44	399	1018	119	45	104

Pitching

PITCHER	W-L	ERA	G	GS	CG	SHO	SV	IP	H	R	ER	HR	HB	BB	SO	WP	BK
Albuquerque, Al	2-1	2.08	22	0	0	0	3	26.0	21	11	6	0	0	5	28	2	0
Alexander, Scott*	1-0	4.70	7	0	0	0	0	7.2	9	4	4	1	0	3	4	0	0
Almonte, Miguel	0-1	1.50	9	3	0	0	0	18.0	20	3	3	1	1	7	17	0	0
Anna, Dean	0-0	13.50	3	0	0	0	0	3.1	5	5	5	1	1	0	0	0	0
Binford, Christian	7-10	7.24	22	19	0	0	0	115.2	157	96	93	25	14	39	94	0	0
Camp, Justin	0-0	67.50	1	0	0	0	0	0.2	3	5	5	0	1	4	1	0	0
Caramo, Yender	3-7	5.04	25	12	0	0	2	84.0	107	54	47	12	4	12	32	6	0
Culver, Malcom	1-2	4.10	32	0	0	0	9	37.1	40	17	17	1	2	19	34	4	0
Duffy, Danny*	0-1	3.68	2	2	0	0	0	7.1	6	3	3	1	0	1	8	0	0
Dziedzic, Jonathan	3-3	4.73	9	9	0	0	0	45.2	45	24	24	8	0	15	38	3	0
Edwards, Andrew	0-1	40.50	1	0	0	0	0	0.2	3	3	3	1	0	2	0	0	0
Farrell, Luke	7-4	4.07	17	16	0	0	0	97.1	89	48	44	13	2	33	94	1	0
Fernandez, Pedro	2-1	4.10	10	3	0	0	1	26.1	29	15	12	3	0	10	16	2	0
Flynn, Brian	5-3	5.40	22	4	0	0	0	50.0	68	36	30	10	1	12	50	6	0
Garcia, Onelki	7-3	5.04	20	10	0	0	0	75.0	84	51	42	6	2	32	63	5	0
Garcia, Amaldo	1-0	1.74	2	2	0	0	0	10.1	9	2	2	0	0	4	6	1	0
Henis, Jakob	3-5	2.92	12	12	0	0	0	71.0	61	24	23	6	2	15	86	1	0
Kalish, Jake	1-0	2.35	3	3	0	0	0	15.1	18	4	4	1	0	5	16	2	0
Lenik, Kevin	1-1	1.88	12	0	0	0	2	24.0	11	5	5	1	1	8	24	1	1
Machado, Andres	2-2	3.63	7	7	0	0	0	34.2	30	17	14	6	2	17	38	0	0
Maness, Seth	2-2	6.13	24	0	0	0	2	47.0	63	32	32	7	1	8	35	1	0
McCarthy, Kevin	1-1	3.09	25	0	0	0	2	32.0	32	12	11	3	0	9	17	0	0
Newberry, Jake	2-2	4.76	7	0	0	0	0	11.1	10	7	6	1	0	7	11	2	0
Ogando, Emilio	0-0	1.80	1	1	0	0	0	5.0	4	1	1	0	0	3	2	0	0
Parnell, Bobby	3-2	4.71	15	0	0	0	1	21.0	20	13	11	0	1	13	17	4	0
Pena, Braynan	0-1	18.90	5	0	0	0	0	3.1	8	8	7	1	0	6	1	1	1
Peterson, Mark	3-3	4.57	23	0	0	0	0	43.1	46	23	22	4	1	24	32	3	1
Selman, Sam	0-1	2.22	18	0	0	0	3	28.1	13	9	7	1	3	19	38	5	0
Skoglund, Eric	4-5	4.11	19	19	1	0	0	100.2	110	57	46	14	3	29	102	5	1
Staubert, Josh	3-8	6.28	16	15	0	0	0	76.0	64	56	53	14	8	63	93	9	2
Stout, Eric	5-2	2.99	45	1	0	0	5	69.1	58	26	23	4	3	29	56	1	0
Strahm, Matt	0-0	0.00	1	0	0	0	0	5.0	2	0	0	0	0	0	7	0	0
Villegas, Luis	0-0	27.00	1	0	0	0	0	1.0	4	3	3	2	0	0	1	0	0
Vines, Jace	0-0	3.00	1	1	0	0	0	6.0	6	2	2	0	0	0	3	0	0
Zimmer, Kyle	0-0	5.79	20	2	0	0	3	32.2	35	21	21	4	1	16	34	0	0
Storm Chasers	69-72	4.61	141	141	1	9	33	1232.1	1290	697	631	152	54	469	1098	65	6

BOLD - indicates 2017 Player and Pitcher of the Year * - indicates rehab assignment



NORTHWEST ARKANSAS NATURALS

TEXAS LEAGUE (AA), NORTH DIVISION



Arvest Park (6,500)

3000 Gene George Blvd • Springdale, AR 72762
(479) 927-4900 • (479) 756-8088 - FAX

Press Box: (479) 927-4927

2017 Results: 67-73 overall; 1st (1st half), 4th (2nd half)

General Manager: Justin Cole

Media Relations: Dustin Dethlefs

Website: www.nwanaturals.com



MIKE ROJAS

MANAGER

Mike Rojas, the son of Royals Hall of Famer, Cookie Rojas, joins the organization as manager at Northwest Arkansas, after spending last season as the manager of Detroit's Triple-A affiliate. He previously served as the Major League bullpen coach with the Seattle Mariners from 2014-15 and with the Detroit Tigers from June 2011 through 2013. Prior to that, he was the Tigers' field coordinator from 2008-10 and their director of player development from August 2010 - June 2011. He began his managerial career in 1992 with the Chicago White Sox, and has managed at every level in the minor leagues since, while also working for the Astros and Reds. Prior to coaching, he was a catcher at the

minor league level with the Oakland Athletics and Toronto Blue Jays. He and his wife, Ginny, reside in Naples, Fla. They have two daughters, Michelle and Jennifer, and a son, Mike, Jr.



STEVE LUEBBER

PITCHING COACH

Steve Luebber returns to the Naturals for the third straight season after serving as pitching coach at Advanced-A Wilmington for the previous nine seasons. Now in his 13th season in the Royals' organization, Luebber also spent 2006 with the Burlington (Rookie) affiliate. Prior to joining the Royals, he worked from 2001-05 as a pitching coach for the Rangers' Double-A clubs at Tulsa (2001-02) and Frisco (2003-05). Luebber has also worked as a coach in the Marlins, Orioles and Padres organizations. He pitched professionally for 17 seasons, posting a 6-10 record and a 4.62 ERA over 66 Major League appearances for the Twins, Blue Jays and Orioles. Luebber was one out from

recording a no-hitter for the Twins on August 7, 1976 before allowing a single with two strikes to the Rangers' Roy Howell. He attended Missouri Southern College, and now resides in Joplin, Mo., with his wife, Lee Ann. They have two daughters, Lindsey and Carly, and a son, Wyatt.



LEON ROBERTS

HITTING COACH

Leon Roberts enters his second season as the Naturals' hitting coach, after spending the previous five seasons in the Houston Astros' organization, including four (2012-15) as the hitting coach at Fresno (AAA) and one (2016) as the club's roving outfield and base running instructor. Prior to joining the Astros, Roberts spent 13 total seasons over two stints with the Braves' organization, serving as a minor league manager, hitting coach and hitting coordinator. During his first eight years with Atlanta, Roberts also helped the organization's Major League hitters during September and October of their multiple postseason runs, which included one World Series title (1995), three total World Series appearances (1992, 1995-96) and six total NLCS appearances

(1992-93, 1995-98). Roberts has also served various roles in the Cincinnati, Detroit and Tampa Bay organizations, including a two-year stint as Tampa Bay's Major League hitting coach (1999-2000). Roberts owns a career minor league managerial record of 412-420 (.495) with the Detroit (1986-88) and Atlanta (1992-94) organizations. The former outfielder played 11 Major League seasons with six different teams (Detroit, Houston, Seattle, Texas, Toronto and Kansas City) from 1974-84. Roberts was selected by the Tigers in the 10th round of the 1972 Draft out of the University of Michigan. Leon and his wife, Pam, reside in Arlington, Texas. They have a daughter, Sabrina, and their son, J.D., spent over three years in the Atlanta and Cincinnati minor league systems.



MASA KOYANAGI

CERTIFIED ATHLETIC TRAINER

Masanobu Koyanagi will work his 11th season with the Royals and seventh as the trainer for Northwest Arkansas. Koyanagi served as the trainer for Wilmington in 2011 and for Idaho Falls from 2008 to 2010. Prior to his time with the Royals, Koyanagi served as an athletic trainer within the Milwaukee Brewers' organization (2003-2006). Koyanagi worked for two years as an athletic training intern with Giants (2001) and Tigers (2002) organizations prior to joining Brewers in 2003. Koyanagi was also honored to work as the athletic trainer for WBC Champion Japanese National Team in 2006 and for the Chinese National Team in 2013. Koyanagi is a graduate of Fresno State University where he

earned a bachelor's of science in kinesiology. He was born and raised in Fukuoka, Japan, but moved to the US in 1993 and is currently residing in Surprise, Ariz., with his wife, Misato, and two daughters, Maria and Monami.



JARRET ABELL
STRENGTH & CONDITIONING COACH

Jarret Abell returns for his second season as the Naturals as the Strength and Conditioning Coach after serving in similar roles with Wilmington in 2016, Lexington in 2015 and Idaho Falls in 2014. He brings more than 5,500 hours of experience with Professional and Division I athletes. He received his Masters degree in Exercise Science from Wichita State University in 2013, where he worked with four Women's Olympic sports teams, baseball, and basketball. Shortly after that, he worked with the TCU football, baseball, and basketball teams off-season strength and conditioning before joining EXOS in Gulf Breeze, Fla. and then, EXOS in Phoenix, Ariz. as a Performance Specialist. Jarret played collegiate football for Bethel University and now resides in Kansas City.

2017 STATISTICS

Batting

PLAYER	AVG	G	AB	R	H	2B	3B	HR	RBI	SAC	SF	HBP	BB	SO	SB	CS	E
Arteaga, Humberto	.258	124	453	47	117	12	3	1	35	4	4	4	25	65	4	4	21
de San Miguel, Allan	.237	34	114	8	27	8	0	1	10	0	0	4	8	26	0	1	1
Deweese Jr., Donald	.272	126	464	67	126	24	6	9	52	4	5	5	46	81	20	8	2
Diaz, Carlos	.215	38	107	8	23	4	0	0	5	3	0	1	3	29	1	1	8
Dini, Nick	.310	64	216	22	67	9	0	2	25	1	2	9	17	26	8	2	6
Dozier, Hunter	.250	6	16	4	4	1	0	0	0	0	0	0	4	8	0	0	1
Duenes, Samir	.252	132	523	65	132	23	2	17	75	0	3	3	37	116	10	3	10
Escalera, Alfredo	.261	118	456	50	119	17	2	7	54	2	2	11	19	113	14	4	3
Evans, Zane	.205	33	122	11	25	1	0	4	15	0	0	0	2	31	2	0	2
Gore, Terrance	.254	19	59	9	15	1	0	0	1	1	0	0	2	13	8	0	0
Hernandez, Elier	.339	16	62	8	21	4	0	1	10	1	1	2	4	14	0	3	2
Jones, Cody	.235	41	102	11	24	2	0	1	11	0	1	1	14	24	8	1	0
Lopez, Jack	.281	95	363	42	102	12	2	5	29	7	0	8	20	86	19	7	9
Lopez, Nicky	.259	59	232	26	60	6	1	0	11	3	0	2	16	29	7	4	2
Miller, Anderson	.230	58	213	17	49	8	0	2	19	1	1	1	9	56	3	2	3
Moon, Logan	.241	78	266	29	64	14	1	4	24	0	1	0	17	85	4	1	3
Morin, Parker	.179	18	56	5	10	1	0	0	4	0	2	2	3	20	0	0	0
O'Hearn, Ryan	.258	19	66	7	17	1	1	4	11	0	0	0	10	20	0	0	3
Orlando, Paulo*	.341	12	41	4	14	1	0	0	3	0	0	0	6	7	0	0	0
Ramos, Mauricio	.258	92	356	36	92	9	2	11	47	0	1	7	14	89	0	2	13
Sanchez, Jose	.138	11	29	2	4	1	0	0	1	1	0	0	2	5	0	0	0
Schwindel, Frank	.350	34	137	17	48	13	0	6	25	0	3	1	6	17	0	0	0
Sosa, Ruben	.261	35	115	21	30	5	4	2	15	3	0	1	13	30	6	1	5
Toups, Corey	.286	25	98	14	28	7	0	2	10	0	1	1	7	35	4	1	5
Villegas, Luis	.269	8	26	2	7	2	0	0	6	1	0	0	1	5	0	0	0
Walters, Zach	.211	24	90	12	19	3	0	1	8	0	1	0	5	21	1	0	4
Naturals	.260	140	4782	544	1244	189	24	80	506	32	28	63	310	1051	119	45	112

Pitching

PITCHER	W-L	ERA	G	GS	CG	SHO	SV	IP	H	R	ER	HR	HB	BB	SO	WP	BK
Adam, Jason	0-0	7.11	5	0	0	0	0	6.1	3	5	5	0	1	4	11	2	0
Adam, Jason	0-0	5.40	6	0	0	0	0	8.1	4	5	5	0	1	4	13	3	0
Almonte, Miguel	1-0	1.86	7	6	0	0	0	29.0	22	7	6	2	2	6	35	1	0
Beal, Evan	0-0	4.20	10	0	0	0	2	15.0	15	9	7	2	0	9	16	6	0
Binford, Christian	1-0	1.99	5	5	0	0	0	31.2	29	7	7	3	0	7	23	1	0
de San Miguel, Allan	0-0	0.00	1	0	0	0	0	0.2	2	0	0	0	0	0	0	0	0
Edwards, Andrew	3-0	6.06	24	0	0	0	4	35.2	45	25	24	2	5	14	36	3	0
Fernandez, Pedro	4-3	2.66	29	0	0	0	1	50.2	41	17	15	1	0	13	51	6	0
Garcia, Onelki	0-0	2.61	2	2	0	0	0	10.1	11	3	3	2	0	1	6	0	0
Goudeau, Ashton	3-7	5.37	21	7	0	0	1	57.0	78	39	34	7	0	17	43	4	1
Griffin, Foster	11-5	3.61	18	18	0	0	0	104.2	108	46	42	11	1	34	81	1	0
Hill, Tim	1-2	4.17	36	0	0	0	4	69.0	76	36	32	2	1	19	75	2	0
Kalish, Jake	0-7	3.77	18	9	0	0	0	71.2	83	32	30	4	4	17	49	2	1
Lovlady, Richard	3-2	2.16	21	0	0	0	3	33.1	28	12	8	1	0	13	36	1	1
Lovvorn, Zach	4-9	4.83	31	18	0	0	0	117.1	142	72	63	8	5	34	93	10	0
Machado, Andres	0-0	3.00	1	0	0	0	0	3.0	2	1	1	0	1	2	1	0	0
Marte, Yunior	1-2	5.75	17	0	0	0	1	36.0	33	23	23	5	3	27	38	4	0
Newberry, Jake	4-2	2.13	36	0	0	0	15	50.2	45	17	12	3	0	19	33	3	1
Ogando, Emilio	10-10	3.45	23	23	0	0	0	133.0	130	62	51	15	4	36	83	3	1
Peterson, Mark	0-1	1.42	5	0	0	0	2	6.1	3	1	1	1	0	0	5	0	0
Ray, Corey	6-12	5.41	29	29	1	1	0	143.0	170	97	86	20	1	59	93	15	1
Redman, Reid	2-1	5.55	16	0	0	0	1	24.1	24	15	15	7	0	2	29	0	0
Rico, Luis	2-1	7.33	18	0	0	0	0	27.0	37	23	22	3	4	14	25	4	0
Ruxer, Jared	0-0	16.50	3	1	0	0	0	6.0	9	11	11	4	0	7	1	1	0
Selman, Sam	4-3	2.97	24	0	0	0	5	39.1	21	15	13	1	7	19	59	7	0
Sheller, Walker	0-0	0.00	3	0	0	0	1	6.0	3	0	0	0	0	3	5	0	0
Skoglund, Eric	0-0	2.70	1	1	0	0	0	3.1	5	1	1	0	0	3	1	0	0
Sparkman, Glenn	0-0	2.61	3	2	0	0	0	10.1	11	3	3	0	0	5	5	0	0
Stamont, Josh	3-4	4.44	10	10	0	0	0	48.2	42	25	24	2	4	34	45	6	0
Tenuta, Matt	4-2	5.74	17	8	0	0	0	53.1	74	38	34	9	0	17	38	0	0
Villegas, Luis	0-0	0.00	1	0	0	0	0	1.0	0	0	0	0	0	0	0	0	0
Zimmer, Kyle	0-0	2.25	1	1	0	0	0	4.0	6	1	1	0	0	6	1	0	0
Naturals	67-73	4.21	140	140	1	8	40	1227.2	1298	643	574	115	43	435	1022	83	6

BOLD - indicates 2017 Player and Pitcher of the Year * - indicates rehab assignment



WILMINGTON BLUE ROCKS

CAROLINA LEAGUE (A-ADVANCED), NORTH DIVISION

Frawley Stadium (6,532)

801 Shipyard Drive • Wilmington, DE 19801
(302) 888-2015 • (302) 888-2032 - FAX

Press Box: (302) 888-5352

2017 Results: 67-72 overall; 3rd (1st half), 5th (2nd half)

Honorary President: Matt Minker

General Manager: Andrew Layman

Dir. of Broad. & Media Relations: Matt Janus

Website: www.bluerocks.com



DARRYL KENNEDY

MANAGER

Darryl Kennedy returns to Wilmington as manager after leading the Blue Rocks in 2008 and 2014. He previously has managed at Surprise (2010-13, 2015-16), Wilmington (2008, 2014), Idaho Falls (2009) and Burlington (2007) since joining the Royals 12 years ago. He worked as a manager with Double-A Frisco in the Rangers' organization in 2005 and 2006. Kennedy caught for seven seasons in the minors with the Rangers and Giants from 1991-97. His managing resume includes nine playoff appearances, four league championships and four manager

of the year honors. Kennedy was a 37th-round pick by the Rangers in 1991 out of the University of North Florida, where he earned All-America honors. He also attended and played baseball at Manatee (Fla.) Community College. Kennedy resides in Surprise, Ariz., with his wife, Beth. The couple has two sons, Cade and Cort, and a daughter, Ehma.



DOUG HENRY

PITCHING COACH

Doug Henry enters his 11th year in the Royals' organization and first as pitching coach at Wilmington, after spending the previous five seasons as the club's Major League bullpen coach. Prior to joining Ned Yost's staff in Kansas City, Henry was the pitching coach at Omaha from 2010-12 and was the Royals' minor league pitching coordinator in 2009. He joined the organization in 2008 as the pitching coach at Class-A Burlington, after serving as the pitching coach at three different levels in the Atlanta Braves' system from 2005-07. He began his

coaching career at the University of Wisconsin-Whitewater in 2002, following an 11-year Major League career with the Brewers (1991-94), Mets (1995-96), Giants (1997, 2000), Astros (1998-2000) and Royals (2001). Henry was selected by Milwaukee in the eighth round of the 1985 Draft. He resides in Hartland, Wis. with his wife, Monique. They have four children: Danielle, Jason, Zachary and Mikayla.



ABRAHAM NUNEZ

HITTING COACH

Abraham Nunez enters his fourth season as Wilmington's hitting coach after serving in the same capacity with Lexington (2014), Burlington (2013) and the Dominican Royals (2012). Nunez played for parts of 12 seasons in the Majors with the Pirates (1997-2004), Cardinals (2005), Phillies (2006-07) and Mets (2008), hitting .242 as a utility infielder. His best season came in 2005 when he batted .285 in 139 games for the National League champion St. Louis Cardinals. Nunez retired at the end of the 2009 campaign. Born in Santo Domingo, Dominican Republic, he now resides in Garfield, N.J.



CHRIS WIDGER

BENCH COACH

Chris Widger returns for his third season as Wilmington's bench coach. Before joining the Royals' organization, he managed the independent league Camden Riversharks in 2015 and was their pitching coach from 2012-14. A third-round pick by Seattle in the 1992 Draft, Widger played in parts of 10 seasons in the Majors with the Mariners (1995-96, 2000), Expos (1997-2000), Yankees (2002), Cardinals (2003), White Sox (2005-06) and Orioles (2006), winning a World Series with Chicago in 2005.



JAMES STONE
CERTIFIED ATHLETIC TRAINER

James Stone enters his seventh season as the trainer at Wilmington. He joined the Kansas City organization in 2010 as the trainer for Burlington (Class-A). Stone came to the Royals after spending one season with the Central Valley Coyotes (Fresno, Calif.) in Arena Football 2. He worked the previous three seasons in the Florida Marlins' organization, with stops in Jamestown (2006), Greensboro (2007) and Jupiter (2008). Stone won New York-Penn League Trainer of the Year honors in 2006. He was the strength and conditioning coach for the Baltimore Orioles' Class A affiliate, the Delmarva Shorebirds, in 2005. Stone graduated with a bachelor's of science in kinesiology from Cal State-Northridge. He resides in Simi Valley, Calif., with his dog, Ozzie.



WILL GILMORE
STRENGTH & CONDITIONING COACH

Will Gilmore returns for a second year in Wilmington as strength and conditioning coach after serving in the same role with Lexington in 2016 and Idaho Falls in 2015. He spent the fall of 2014 training baseball, football and volleyball at the University of California Berkeley. From 2012-14, he coached and conducted the strength program for Loyola High School Baseball in Los Angeles. Nine of his players on the 2014 team transferred to NCAA Division I baseball programs, with six receiving scholarships. He also coached and trained the Glendale Community College Baseball team in 2014, which transferred

six players to NCAA DI programs, including four scholarships. Gilmore earned his Bachelor's from Santa Clara University in 2011, where he played first and third base. He also played one season in the Belgian Baseball Federation as a second baseman and catcher. Will resides in Pasadena, Calif.

2017 STATISTICS

Batting PLAYER	AVG	G	AB	R	H	2B	3B	HR	RBI	SAC	SF	HBP	BB	SO	SB	CS	E
Bronsema, John	.226	22	62	5	14	2	0	1	2	1	0	0	5	19	0	1	5
Burt, D.J.	.227	103	365	52	83	19	5	0	29	7	4	5	64	101	32	13	15
Collins, Roman	.227	131	480	48	109	24	5	8	53	0	4	2	44	117	4	2	8
DeVito, Chris	.240	103	387	38	93	21	2	10	53	0	1	3	23	91	0	0	5
Diaz, Carlos	.091	15	22	0	2	0	0	0	1	3	1	1	2	4	0	1	3
Downes, Brandon	.245	72	261	37	64	12	4	13	35	1	2	6	30	70	2	3	6
Dozier, Hunter	.364	3	11	1	4	1	0	0	1	0	0	1	1	5	0	0	0
Esposito, Nathan	.225	68	227	14	51	7	1	0	16	2	0	6	8	38	0	0	3
Flores, Jacksson	.257	96	304	31	78	14	3	2	21	21	3	3	24	63	7	5	11
Frabasilio, Colton	.200	40	105	9	21	3	0	1	12	0	1	1	19	27	0	0	5
Franco, Wander	.279	129	481	52	134	19	8	4	46	2	3	5	25	92	5	3	18
Heath, Nick	.250	60	224	27	56	7	0	1	12	3	1	1	19	29	21	8	3
Hernandez, Elier	.306	30	124	15	38	7	3	4	27	0	1	2	4	35	1	0	3
Hutchins, Nick	.167	2	6	0	1	0	0	0	0	0	0	0	0	2	0	0	0
Jones, Cody	.236	52	157	26	37	4	2	3	10	3	2	3	22	34	7	2	0
Lopez, Nicky	.295	70	285	42	84	12	7	2	27	2	0	1	36	23	14	8	7
Maezes, Travis	.203	77	227	28	46	9	1	6	28	0	3	2	28	80	3	1	6
McCray, Jonathan	.186	35	102	10	19	6	0	2	8	0	2	1	7	23	0	0	3
Melo, Yeison	.081	12	37	2	3	2	0	0	0	0	0	0	2	9	0	0	0
Miller, Anderson	.290	70	269	37	78	11	4	7	37	0	0	2	36	60	15	2	2
Peterson, Kort	.333	11	39	7	13	3	2	1	1	0	0	0	2	8	0	0	0
Sanchez, Jose	.208	17	48	6	10	2	0	0	2	0	0	0	6	11	0	0	1
Stanley, Tanner	.143	19	49	1	7	2	0	1	3	0	0	0	5	11	0	0	0
Vallot, Chase	.231	89	281	34	65	22	0	12	37	0	4	6	64	127	0	0	12
Blue Rocks	.244	139	4553	522	1110	209	47	78	461	45	32	51	476	1109	111	49	127

Pitching PITCHER	W-L	ERA	G	GS	CG	SHO	SV	IP	H	R	ER	HR	HB	BB	SO	WP	BK
Bender, Anthony	0-1	4.50	1	0	0	0	0	4.0	5	3	2	0	0	2	3	1	0
Blewett, Scott	7-10	4.07	27	27	1	1	0	152.2	153	76	69	16	7	52	129	13	0
Bodner, Jacob	5-1	3.29	29	1	0	0	3	54.2	47	25	20	2	2	20	70	4	0
Camp, Justin	0-2	3.63	11	0	0	0	1	22.1	19	10	9	0	3	13	10	3	0
Castillo, Cristian	7-12	4.13	26	26	0	0	0	141.2	155	79	65	11	7	48	105	11	0
Cramer, Gabe	1-0	1.98	6	0	0	0	3	13.2	11	3	3	1	0	2	27	0	0
Edwards, Andrew	1-0	1.59	3	0	0	0	0	5.2	5	1	1	0	0	3	9	1	0
Flores, Jacksson	0-0	0.00	1	0	0	0	0	0.2	1	0	0	0	0	0	1	0	0
Gavin, Grant	2-0	1.93	17	0	0	0	3	32.2	26	7	7	1	1	11	34	4	0
Griffin, Foster	4-2	2.86	10	10	0	0	0	56.2	43	19	18	2	1	20	60	6	0
Hill, Tim	0-0	5.40	4	0	0	0	0	5.0	6	3	3	0	0	5	9	0	0
Kalish, Jake	1-1	1.93	10	0	0	0	1	18.2	13	4	4	0	0	6	23	1	0
Lovelady, Richard	1-0	1.08	21	0	0	0	7	33.1	18	5	4	0	2	4	41	2	1
Machado, Andres	6-7	5.03	21	9	0	0	2	73.1	88	46	41	8	2	14	72	1	1
Marte, Junior	3-2	2.23	20	1	0	0	4	36.1	25	9	9	0	2	20	42	4	0
Nesbit, Cody	0-0	12.00	2	0	0	0	0	3.0	4	4	4	0	1	1	2	3	0
Ogando, Emilio	1-0	5.47	5	5	0	0	0	26.1	30	16	16	5	0	9	25	6	0
Puckett, A.J.	9-7	3.90	20	20	0	0	0	108.1	107	53	47	7	5	46	98	4	0
Rico, Luis	0-2	4.11	16	0	0	0	2	30.2	28	16	14	2	3	14	34	5	0
Rodgers, Colin	2-6	4.36	22	15	1	0	0	88.2	89	48	43	6	2	42	81	19	1
Ruxer, Jared	5-7	3.45	24	17	0	0	0	109.2	113	54	42	11	2	29	84	15	1
Sheller, Walker	4-1	4.02	18	0	0	0	0	31.1	30	16	14	2	3	14	34	12	0
Tenuta, Matt	2-2	1.57	13	0	0	0	3	34.1	28	6	6	2	0	13	40	2	1
Terrero, Franco	3-5	2.59	34	0	0	0	6	62.2	41	24	18	3	5	28	62	6	0
Veras, Jose	0-1	1.80	7	0	0	0	0	15.0	12	3	3	0	0	3	13	1	0
Vines, Jace	3-3	3.60	7	7	2	0	0	40.0	41	17	16	2	0	15	20	3	0
Blue Rocks	67-72	3.58	139	139	4	11	35	1201.1	1138	547	478	81	48	434	1128	127	5

BOLD - indicates 2017 Player and Pitcher of the Year



LEXINGTON LEGENDS

SOUTH ATLANTIC LEAGUE (A), SOUTHERN DIVISION

Whitaker Bank Ballpark (6,994)

207 Legends Lane • Lexington, KY 40505
(859) 252-4487 • (859) 252-0747 - FAX

Press Box: (859) 422-7880

2017 Results: 62-75 overall; 4th (1st half), 5th (2nd half)

President & Chief Operating Officer: Andy Shea

Executive Vice President/GM: Gary Durbin

Media Relations Director: Sara Bosso

Website: www.lexingtonlegends.com



SCOTT THORMAN

MANAGER

Scott Thorman returns for his second year as manager of Lexington, after serving in the same role at Burlington from 2015-16 and as bench coach in 2014. A first-round pick by Atlanta in 2000 and Futures Game participant in 2003, Thorman played in the Majors for the Braves from 2006-07 before playing for the Royals at Triple-A Omaha in 2009-10. The first baseman and outfielder competed for Canada in the 2006 World Baseball Classic and the 2008 Beijing Olympics. Scott graduated from Ashford University in 2016 with a Masters Degree in Organizational Management. He resides in Kitchener, Ontario, with his wife, Kelly, and their three children: Robbie, Tommy and Allie.



MITCH STETTER

PITCHING COACH

Mitch Stetter enters his third year as the pitching coach for Lexington after holding the same position with Surprise (Rookie) in 2015. The Indiana State alum was selected by Milwaukee in the 16th round in 2003 and signed by current Royals scout Mike Farrell. Stetter worked as a reliever in the Majors from 2007 to 2011 with Milwaukee and set a Brewers record in 2009, recording 15 consecutive outs on strikeouts. He is a great nephew of Gene Tormohlen, who played for the NBA's St. Louis and Atlanta Hawks. Stetter lives in Norridge, Ill., with his wife Alison and children: CC, Dusty and Willa.



JESUS AZUAJE

HITTING COACH

Jesus Azuaje returns for his second season as Lexington's hitting coach, after serving in the same role at Burlington from 2015-16. He served as Latin America field coordinator for the Dodgers in 2014 and held the same role with Seattle in 2012. Azuaje coached for six years with the Mariners, including two seasons as manager of the Arizona Mariners and the 2009 season as hitting coach at Class-A Clinton. He played for Cardenales de Lara in the Venezuelan Winter League for 13 seasons and has coached the team for the last eight. Azuaje was an Appalachian League All-Star in 1993 with Cleveland and a Double-A All-Star in 1999 with the Brewers. He resides in Buckeye, Ariz., with wife, Glenis, and their two sons, Jesus Alberto and Samuel Alexander.



GLENN HUBBARD

BENCH COACH

Glenn Hubbard is the bench coach at Lexington for a fifth straight season. Before serving as the Royals' infield coordinator from 2011-14, Hubbard spent 21 seasons coaching in the Atlanta organization, including 12 seasons as the Braves' first base coach under manager Bobby Cox. Prior to joining the Major League staff in 1999, Hubbard coached at Bradenton (1990), Macon (1991-92, 1994 and 1998) and Richmond (1993, 1995-97). A 1975 draft pick of the Braves, Hubbard played in the Majors for Atlanta from 1978-87. He concluded his playing career with Oakland, playing on an AL pennant winner in 1988 and the World Series champion team in 1989. The 1983 NL All-Star tied a Major League record for second baseman with 12 assists in a game on April 14, 1985. Hubbard, who was born at Hahn AFB in Germany, attended high school in Utah and was inducted into the Utah Athletic Hall of Fame in 2001. He resides in Stone Mountain, Ga., with his wife, Lynn. They have three sons: Jeremy, Matthew and Daniel.



SABURO HAGIHARA

CERTIFIED ATHLETIC TRAINER

Saburo Hagihara returns for his second season at Lexington after four seasons with Burlington and three with the Surprise Royals. Prior to joining the Royals, he worked as an athletic trainer for Ohlone College and two high schools in the California Bay Area. Hagihara earned his bachelor's of science in exercise science from State University of New York at Cortland, and completed his master's of science in kinesiology at San Jose State University. He was born and raised in Tokyo, Japan and now resides in Surprise, Ariz.



JON-MICHAEL ERVIN

STRENGTH & CONDITIONING COACH

Jon-Michael Ervin enters his second season as strength and conditioning coach at Lexington, after serving in that same role in Burlington from 2015-16. Ervin received his Bachelors degree in Health and Exercise Science from the University of Oklahoma. During his senior year, he worked at Youth Performance Training Facility in Norman, Okla., conducting speed and agility training camps for youth. Before transferring to OU, Ervin played for the Muleriders at Southern Arkansas University. From 2008-2010 he played for Seminole State College, where he reached the Junior College World Series. Ervin currently resides in Shawnee, Okla. with his fiancée, Rachel.

where he reached the Junior College World Series. Ervin currently resides in Shawnee, Okla. with his fiancée, Rachel.

2017 STATISTICS

Batting

PLAYER	AVG	G	AB	R	H	2B	3B	HR	RBI	SAC	SF	HBP	BB	SO	SB	CS	E	
Araucena, Ricky	.139	30	108	5	15	1	0	0	7	5	1	0	0	34	3	5	9	
Bartlett, Max	.109	16	46	4	5	3	1	0	0	0	0	1	6	20	0	0	6	
Brontsema, John	.323	52	161	31	52	12	1	4	21	0	2	10	17	41	6	2	13	
Cancel, Gabriel	.277	103	401	70	111	30	2	14	49	1	2	6	23	99	9	8	17	
Castellano, Angelo	.245	116	433	63	106	14	2	8	43	6	3	3	51	81	19	10	12	
DeVito, Chris	.347	30	121	25	42	10	0	11	38	0	3	1	6	32	0	1	1	
Dini, Nick	.283	24	92	19	26	10	0	2	11	0	1	1	5	8	2	0	2	
Dudek, Joe	.204	77	265	38	54	16	0	9	39	0	3	0	36	93	0	0	5	
Fukufuka, Amalani	.208	33	106	12	22	4	0	1	11	4	1	2	9	41	9	2	0	
Gasparini, Marten	.227	122	406	48	92	19	3	9	50	12	4	1	27	121	18	11	6	
Gigliotti, Michael	.302	22	86	14	26	5	1	1	8	2	1	3	8	20	7	5	0	
Heath, Nick	.400	2	5	1	2	0	0	0	1	0	0	0	0	1	1	0	0	
Hutchins, Nick	.194	9	31	2	6	2	0	1	4	1	1	1	0	14	0	0	2	
Lee, Khalil	.237	121	451	71	107	24	6	17	61	3	3	10	65	171	20	18	7	
Martin, Rudy	.277	37	119	25	33	7	1	2	19	4	1	1	16	37	26	4	4	
Melo, Yeison	.256	39	156	20	40	9	0	3	22	1	0	1	3	27	0	0	6	
Oloque, Manny	.244	106	365	52	89	18	2	6	44	3	3	4	30	92	6	1	12	
Peterson, Kort	.290	52	193	24	56	12	2	1	19	1	2	10	17	54	5	3	1	
Rivera, Emmanuel	.310	122	464	60	144	27	5	12	72	0	3	10	31	87	8	10	21	
Sanchez, Mark	.206	11	34	2	7	1	0	0	2	0	0	0	3	12	0	0	0	
Villegas, Luis	.239	13	46	6	11	0	0	2	6	0	0	1	4	10	1	0	1	
Vilorio, Meibrys	.259	101	363	42	94	25	0	8	52	5	1	4	25	79	4	3	11	
Vizcaino, Vance	.315	42	149	22	47	9	0	0	14	2	2	0	0	17	36	11	8	0

Legends

	.258	138	4601	656	1187	258	26	111	593	50	37	70	399	1210	155	91	150
--	------	-----	------	-----	------	-----	----	-----	-----	----	----	----	-----	------	-----	----	-----

Pitching

PITCHER	W-L	ERA	G	GS	CG	SHO	SV	IP	H	R	ER	HR	HB	BB	SO	WP	BK
Bender, Anthony	5-5	3.93	23	8	0	0	4	73.1	69	35	32	9	1	20	74	6	0
Bramblett, Geoffrey	3-1	6.57	8	2	0	0	0	24.2	30	18	4	5	14	20	4	0	
Camp, Justin	0-0	0.34	11	0	0	0	2	26.2	11	1	1	0	1	6	32	1	0
Davila, Garrett	8-8	5.08	27	21	0	0	3	125.2	127	78	71	8	18	52	92	6	1
Davis, Andre	5-4	4.83	18	18	1	0	0	85.2	96	52	46	9	8	23	87	11	0
Dudek, Joe	0-0	9.00	1	0	0	0	0	1.0	2	1	1	0	1	0	0	0	0
Eckert, Travis	6-9	5.65	28	19	1	0	0	124.1	142	82	78	7	11	46	85	9	0
Fallwell, Tyler	0-0	12.51	9	0	0	0	0	13.2	23	19	19	3	1	6	12	1	0
Garabito, Gerson	4-5	2.81	15	15	0	0	0	77.0	52	36	24	8	5	19	72	5	2
Gavin, Grant	1-2	1.38	19	0	0	0	6	32.2	17	6	5	1	0	14	43	3	0
Gomez, Ofreidy	7-12	5.18	28	22	0	0	1	137.1	162	92	79	12	13	46	108	19	1
Hernandez, Arnaldo	2-1	3.63	15	5	1	0	1	57.0	63	29	23	9	2	8	58	4	0
Lenik, Kevin	0-0	2.16	5	0	0	0	1	8.1	8	4	2	1	1	6	11	0	0
McKay, David	0-0	13.03	6	0	0	0	0	9.2	19	14	14	4	0	5	11	1	0
Nesbit, Cody	0-0	1.45	12	0	0	0	0	18.2	10	3	3	2	1	8	25	0	0
Pinto, Julio	0-2	13.83	12	0	0	0	0	13.2	22	22	21	4	2	16	14	1	0
Sanchez, Mark	0-0	0.00	1	0	0	0	0	0.1	0	0	0	0	0	0	0	0	0
Sheller, Walker	2-1	2.88	14	0	0	0	3	25.0	21	8	8	2	4	9	27	3	0
Silva, Michael	1-0	1.98	8	0	0	0	0	13.2	8	3	3	0	1	8	9	0	0
Snider, Collin	0-0	6.75	5	0	0	0	1	9.1	14	8	7	3	1	0	6	0	0
Tatum, Vance	3-5	4.63	34	1	0	0	2	58.1	79	37	30	7	1	30	66	5	0
Veras, Jose	2-1	4.53	26	0	0	0	4	55.2	65	31	28	5	5	11	54	4	1
Villegas, Luis	0-0	0.00	3	0	0	0	0	3.0	2	0	0	0	0	1	1	0	0
Vines, Jace	9-5	3.42	19	14	0	0	3	100.0	96	45	38	6	6	23	63	5	0
Watson, Nolan	1-10	6.78	19	13	0	0	1	69.0	101	64	52	8	3	33	41	6	1
Wyanc, Matthew	3-4	5.40	28	0	0	0	2	46.2	59	33	28	5	4	13	26	2	0
Zuber, Tyler	0-0	19.29	3	0	0	0	0	2.1	8	5	5	0	0	3	1	0	0
Legends	62-75	4.72	138	138	3	7	34	1212.2	1306	726	636	117	95	421	1038	96	6

BOLD - indicates 2017 Player and Pitcher of the Year



IDAHO FALLS CHUKARS

PIONEER LEAGUE (ROOKIE-ADVANCED), SOUTH DIVISION



Melaleuca Field (3,400)

900 Jim Garchow Way • Idaho Falls, ID 83402
(208) 522-8363 • (208) 522-9858 - FAX

Press Box: (208) 612-5010

2017 Results: 33-43 overall; 4th (1st half), 4th (2nd half)

President/GM: Kevin Greene

Vice President: Paul Henderson

Assistant GM: Josh Michalsen

Website: www.ifchukars.com



OMAR RAMIREZ

MANAGER

Omar Ramirez enters his 10th season in the Royals' organization, his first as manager in Idaho Falls. He previously managed at Burlington (2017), Lexington (2015-16) and Idaho Falls (2012-14) and was the Chukars' hitting coach in 2011, the same role he had at Burlington (R) in 2009 and Burlington (A) in 2010. Ramirez, the Indians' 31st-round pick in 1990 out of Hill Junior College in Texas, played outfield for eight seasons in the minors with the Indians and Astros before retiring following the 2001 season. Ramirez resides in his hometown of Santiago, Dominican Republic.



JEFF SUPPAN

PITCHING COACH

Jeff Suppan returns for his fourth season as pitching coach at Idaho Falls. A Royal from 1998-2002, Suppan was the club's Pitcher of the Year in 2000 and 2001. He won 140 games over 17 seasons, including 16 in both 2004 and 2005 with St. Louis. Suppan earned MVP honors in the 2006 NLCS, tossing 8.0 shutout innings and hitting a home run in the Cardinals' Game 3 win before following with 7.0 strong innings in Game 7 at Shea Stadium. Suppan pitched for Omaha in 2011 and retired from baseball in 2014. He resides in Calabasas, Calif., with his wife Dana and two children.



DAMON HOLLINS

HITTING COACH

Damon Hollins is in his ninth season with the Royals as a hitting coach, his second at Idaho Falls. He will also serve as an assistant outfield, base running and bunting coordinator. He began his coaching career in the same capacity at Burlington (R) in 2010, then coached at Kane County (A) in 2011, Wilmington (A) in 2012, Idaho Falls (R) from 2013-14 and Lexington (A) from 2015-16. Hollins, a fourth-round selection by Atlanta in 1992, played in the Majors for the Braves (1998, 2004), Dodgers (1998) and Devil Rays (2005-06). He spent the 2007 season in Japan with the Yomiuri Giants before playing for the Omaha Royals in 2008. Hollins resides in Litchfield Park, Ariz., with his wife, Patrice. They have three children: Tahari, Ameerah and Averi.



JUSTIN KEMP

CERTIFIED ATHLETIC TRAINER

Justin Kemp enters his third season as the Idaho Falls athletic trainer after serving in the same role for the Surprise Royals in 2015. Kemp spent the 2014 season as an intern Athletic Trainer for the Kansas City Royals. He is a graduate of Mount Marty College in Yankton, S.D., where he earned a Bachelor of Arts degree in exercise wellness and played baseball for four years. He also attended South Dakota State University, where he earned a Master's of Science degree in Athletic Training and worked with the Jackrabbit baseball team. Kemp resides in Spearfish, S.D.



2017 STATISTICS

Batting

PLAYER	AVG	G	AB	R	H	2B	3B	HR	RBI	SAC	SF	HBP	BB	SO	SB	CS	E
Aracena, Ricky	.385	6	26	10	10	1	1	2	7	1	0	0	4	5	1	0	6
Collado, Offerman	.250	41	156	28	39	3	2	0	16	5	0	0	22	24	9	3	18
Fermin, Freddy	.282	47	163	30	46	5	2	1	39	0	3	4	31	21	0	2	12
Fukufuka, Amalani	.295	66	278	66	82	17	3	6	36	0	3	4	26	73	24	6	7
Gonzalez, Julio	.290	44	162	21	47	10	3	0	35	5	1	0	30	25	9	1	12
Gray, Logan	.253	43	154	28	39	8	2	6	26	1	1	2	16	71	1	1	3
Griffin, Dalton	.225	12	40	6	9	2	0	0	3	0	0	1	8	12	0	0	1
Hicklen, Brewer	.299	20	87	19	26	8	2	1	10	0	0	3	9	22	3	1	0
Hudgins, Chris	.305	29	105	21	32	11	1	3	23	1	2	3	10	30	0	0	3
Jones, Travis	.335	42	164	40	55	15	3	4	42	1	4	10	18	32	20	3	4
McCray, Jonathan	.323	22	93	19	30	4	4	4	14	0	1	0	5	17	1	3	8
Miller, Darrell	.376	48	186	45	70	18	0	5	43	0	3	6	25	25	0	0	1
Morales, Matt	.358	37	165	31	59	13	1	1	25	4	1	0	14	29	12	3	13
Rinn, Robby	.355	69	282	58	100	22	2	6	59	0	2	2	36	35	3	2	12
Straub, Tyler	.278	67	255	36	71	16	2	5	46	1	3	4	31	41	19	5	15
Vasquez, Cristhian	.260	60	231	42	60	7	5	1	24	1	2	7	20	40	11	5	4
Vizcaino, Vance	.287	22	87	17	25	5	2	2	16	0	1	1	7	20	10	3	3
Wakamatsu, Jake	.217	31	106	20	23	3	0	3	22	1	2	1	5	16	6	0	6
Chukars	.300	76	2740	537	823	168	35	50	486	21	29	48	317	538	129	38	145

Pitching

PITCHER	W-L	ERA	G	GS	CG	SHO	SV	IP	H	R	ER	HR	HB	BB	SO	WP	BK
Acevedo, Randy	0-0	6.63	5	0	0	0	1	19.0	36	17	14	0	1	6	8	0	1
Beckwith, Andrew	1-0	2.55	13	0	0	0	4	24.2	27	7	7	0	2	8	30	3	0
Bramblett, Geoffrey	4-3	5.79	14	4	0	0	1	56.0	75	41	36	6	6	16	40	4	1
Capps, Holden	1-3	5.49	9	9	0	0	0	41.0	52	33	25	2	4	15	34	6	0
De Leon, Jose	1-0	9.35	5	0	0	0	0	8.2	12	12	9	0	1	8	7	3	0
Drabble, Dillon	2-3	5.25	7	7	0	0	0	36.0	51	32	21	3	1	16	33	2	0
Estevez, Emmanuel	0-0	2.70	2	0	0	0	0	3.1	3	1	1	0	0	2	1	0	0
Garcia, Robert	1-5	10.65	11	10	0	0	0	49.0	75	65	58	9	1	25	40	7	0
Gwinn, Jeremy	0-5	9.75	15	3	0	0	2	48.0	77	57	52	14	4	21	41	5	0
Harris, Garretson	2-0	8.13	17	0	0	0	2	31.0	39	29	28	3	2	20	35	6	0
Hope, Carter	0-0	8.31	2	0	0	0	0	4.1	9	4	4	0	0	1	3	0	0
Hrbek, Danny	0-1	8.41	12	0	0	0	0	20.1	28	21	19	4	3	17	28	4	0
Lara, Janser	4-2	4.13	12	10	0	0	0	52.1	51	28	24	8	6	29	57	7	0
Marte, Christopher	3-4	5.40	15	1	0	0	1	46.2	66	36	28	5	3	17	29	4	1
McKay, David	6-5	6.49	14	14	0	0	0	79.0	104	62	57	13	7	18	68	3	0
Mitchell, Josh	2-1	7.59	14	0	0	0	4	21.1	34	19	18	4	0	6	24	3	0
Nesbit, Cody	2-0	4.66	3	0	0	0	0	9.2	10	6	5	0	3	4	8	0	0
Olds, Damon	0-1	6.56	13	0	0	0	0	23.1	34	29	17	3	4	25	26	7	1
Pinto, Julio	4-8	10.33	14	14	0	0	0	61.0	91	80	70	13	12	47	54	2	2
Silva, Michael	0-0	3.44	9	0	0	0	1	18.1	27	16	7	0	1	9	15	4	0
Sotillet, Andres	0-2	10.57	4	4	0	0	0	15.1	32	18	18	5	0	4	11	3	1
Straub, Tyler	0-0	0.00	1	0	0	0	0	1.0	0	0	0	0	0	0	0	0	0
Wakamatsu, Jake	0-0	13.50	1	0	0	0	0	1.1	4	2	2	0	0	1	1	0	0
Chukars	33-43	6.91	76	76	0	2	16	670.2	937	615	515	92	61	315	593	73	7

BOLD - indicates 2017 Player and Pitcher of the Year



BURLINGTON ROYALS

APPALACHIAN LEAGUE (ROOKIE), EAST DIVISION



Burlington Athletic Stadium (3,000)
1450 Graham St. • Burlington, NC 27217
(336) 222-0223 • (336) 226-2498 - FAX
2017 Results: 29-39, 5th in East Division

General Manager: Mikie Morrison
Assistant GM: Taylor Cockerille

Website: www.burlingtonroyals.com



BROOKS CONRAD

MANAGER

Brooks Conrad joins the Royals' organization as manager at Burlington. He played parts of six seasons in the Majors with Oakland (2008), Atlanta (2009-11), Milwaukee (2012), Tampa Bay (2012) and San Diego (2014) after being selected in the eighth round of the 2001 Draft by Houston, where he played seven seasons in the minors before making his Major League debut with Oakland. The infielder also played a season (2014) in Japan for the Hanshin Tigers, and played for the Mets' Triple-A affiliate in 2015.



CARLOS MARTINEZ

PITCHING COACH

Carlos Martinez, in his 17th season in the Royals' organization, will tutor the pitching staff in Burlington for a seventh straight season. He began his coaching career with the Royals at Salcedo in November, 2001 and coached in the Dominican Republic through 2006 before moving to Surprise for the 2007-08 seasons. Martinez coached at Idaho Falls in 2009 and at Class-A Burlington in 2010 before returning to Surprise in 2011. Martinez, a left-handed pitcher, played four seasons in the Royals' organization from 1997-2000 at Salcedo, Gulf Coast and Spokane, compiling a 13-8 record with a 4.03 ERA. Martinez and his wife, Maria, have a son, Mathews, and a daughter, Natalia. They reside in Surprise, Ariz.



NELSON LIRIANO

HITTING COACH

Nelson Liriano returns for his second stint as hitting coach at Burlington, where he previously held this title in 2014 and served as manager from 2009-11. He is entering his 17th season as a coach in the Royals' organization, including the last three as hitting coach in Surprise. He was the hitting coach at Northwest Arkansas in 2013 and at Burlington in 2014. Liriano served as manager at Burlington from 2009 to 2011. Before that, he managed the Rockies' Dominican Summer League team for the 2000-01 seasons. Liriano played for 11 Major League seasons including part of the 1991 season with the Royals, making his Major League debut in 1987 with Toronto. He also played for Colorado (1993-94, 1998), Pittsburgh (1995-96) and the Dodgers (1997) as well as in Japan and Mexico in 1999. Liriano resides in Puerto Plata, Dominican Republic, with his wife, Milvia, and their four children: Cindy, Jesse, Minelly and Minali.



DANIEL ACCOLA

CERTIFIED ATHLETIC TRAINER

Daniel Accola enters his second season in the Royals' organization as Burlington's certified athletic trainer. He graduated from the University of Central Missouri in 2014 and obtained his master's degree in exercise physiology from Missouri Valley College in 2015. Accola previously held an athletic training internship with the Denver Broncos in 2013.



2017 STATISTICS

Batting

PLAYER	AVG	G	AB	R	H	2B	3B	HR	RBI	SAC	SF	HBP	BB	SO	SB	CS	E
Arroyo, Michael	.000	7	22	0	0	0	0	0	0	0	0	0	1	12	0	0	0
Atencio, Jesus	.306	33	121	14	37	6	1	1	14	2	2	2	6	24	0	0	3
Bartlett, Max	.500	2	2	1	1	0	0	0	0	0	0	0	3	0	0	1	0
Caraballo, Jose	.222	3	9	2	2	0	0	0	2	0	0	0	1	4	0	1	0
Carrasco, Dennicher	.288	61	236	34	68	14	3	10	41	0	5	2	12	38	1	0	9
Cash, Benji	.173	27	75	16	13	6	0	2	9	0	1	1	16	37	0	0	5
Dale, Ryan	.095	20	63	5	6	1	0	0	0	1	0	1	5	28	0	0	5
Gigliotti, Michael	.329	42	155	30	51	8	3	3	30	1	2	1	32	21	15	5	1
Gonzalez, Julio	.286	10	35	6	10	0	0	0	1	0	0	0	5	8	4	0	3
Guzman, Jeison	.207	54	193	21	40	4	2	0	15	9	4	2	21	45	3	3	16
Hutchins, Nick	.313	9	32	3	10	3	1	1	4	0	0	1	4	10	0	0	0
Jones, Cal	.224	59	241	33	54	12	3	6	31	2	0	4	12	77	8	2	3
Jones, Travis	.391	7	23	3	9	3	0	0	4	0	2	0	1	3	0	0	0
Marquez, Jose	.254	50	177	24	45	9	4	2	19	1	0	5	15	32	1	2	11
Matias, Seuly	.243	57	222	27	54	13	3	7	36	0	5	3	16	72	2	1	6
Nunez, Oliver	.321	59	221	44	71	10	3	2	20	2	1	3	22	36	19	4	13
Rivero, Sebastian	.265	48	189	18	50	8	1	4	28	0	2	1	6	30	0	0	6
Rohlman, Reed	.267	58	221	33	59	10	1	4	29	0	2	8	17	46	0	2	4
Sanchez, Jose	.364	19	66	13	24	1	0	0	5	0	2	0	8	17	2	1	1
Royals	.262	68	2303	327	604	108	25	42	288	18	28	34	203	540	55	22	90

Pitching

PITCHER	W-L	ERA	G	GS	CG	SHO	SV	IP	H	R	ER	HR	HB	BB	SO	WP	BK
Alcantara, Luis	0-4	3.98	16	0	0	0	3	31.2	34	23	14	3	3	9	34	2	2
Austin, Michael	1-0	7.20	3	0	0	0	0	5.0	6	5	4	1	0	5	4	1	0
Biasi, Sal	3-2	2.44	9	7	0	0	0	44.1	29	14	12	3	4	15	39	8	0
Cloney, J.C.	3-1	3.77	12	7	0	0	0	43.0	44	19	18	4	1	3	35	1	0
Dale, Ryan	0-0	15.75	3	0	0	0	0	4.0	11	8	7	2	0	4	0	0	0
Fallwell, Tyler	1-0	2.45	4	0	0	0	0	11.0	12	6	3	0	1	4	17	0	0
Familia, Felix	1-0	3.71	15	0	0	0	0	26.2	31	19	11	1	2	13	28	7	0
Floyd, Jordan	2-3	2.20	14	0	0	0	1	28.2	35	10	7	1	0	9	18	3	0
Garcia, Yerelmy	1-3	3.82	18	0	0	0	3	37.2	31	18	16	2	5	15	19	0	0
Garmendia, Daniel	1-0	3.00	2	0	0	0	1	6.0	3	2	2	0	0	0	8	0	0
Hernandez, Carlos	1-4	5.49	12	11	0	0	0	62.1	64	45	38	6	9	27	62	7	3
Lenik, Kevin	0-0	0.00	2	0	0	0	1	5.0	3	0	0	0	0	4	1	0	0
Maldonado, Ismael	0-3	10.13	4	4	0	0	0	16.0	21	21	18	4	3	16	13	5	0
Markus, Joey	0-1	9.45	7	2	0	0	1	13.1	14	14	14	5	4	12	14	2	0
Mayes, Connor	4-2	3.82	10	6	0	0	0	37.2	36	21	16	2	3	10	33	1	0
Messier, Michael	1-6	5.92	13	5	0	0	1	48.2	59	34	32	7	1	20	48	7	0
Ratliff, Tad	0-0	11.25	2	0	0	0	0	4.0	6	5	5	1	0	0	9	0	0
Snider, Collin	3-0	1.85	12	0	0	0	1	24.1	26	15	5	1	2	6	16	0	0
Sotillet, Andres	0-2	11.20	4	4	0	0	0	13.2	22	19	17	1	2	3	5	1	0
Tillo, Daniel	3-2	3.48	7	7	0	0	0	31.0	35	14	12	1	3	6	25	2	0
Watson, Nolan	0-1	7.36	3	3	0	0	0	11.0	15	9	9	0	0	3	10	1	0
Webb, Nathan	3-5	5.28	12	12	1	0	0	58.0	61	42	34	5	5	22	44	7	1
Zuber, Tyler	1-0	2.16	16	0	0	0	6	25.0	26	12	6	0	1	7	38	4	0
Royals	29-39	4.59	68	68	1	2	18	588.0	624	375	300	50	49	209	523	60	6

BOLD - indicates 2017 Player and Pitcher of the Year



SURPRISE ROYALS

APPALACHIAN LEAGUE (ROOKIE), EAST DIVISION



Surprise Stadium (10,714)

15946 N. Bullard Ave. • Surprise, AZ 85374
(623) 266-8015 • (623) 226-8012 - FAX

Press Box: (623) 266-2330

2017 Results: 26-30 overall; 5th (1st half); 4th (2nd half)

Operations Manager: Nick Leto



TONY PENA, JR.

MANAGER

Tony Pena Jr., whose father managed the Royals from 2002-05, will make his coaching debut as the manager of Surprise in 2018. Pena Jr. had an 18-year playing career, including parts of four seasons in the Majors with Atlanta (2006) and Kansas City (2007-09). He was signed by the Braves as a shortstop in 2000 and made all but one of his 327 career big league appearances in the field, but eventually converted to pitching. He last played affiliated ball with the White Sox's Triple-A team in 2013, but has also played in the Mexican League (2014-17) and Dominican Winter League (2011-17).



MARK DAVIS

PITCHING COACH

Mark Davis enters his 13th year in the organization, returning for the third straight season to Surprise, where he previously coached from 2006-10 and 2012-13. Davis was the pitching coach at Idaho Falls in 2014 and was the minor league pitching coordinator in 2011. He coached from 1999-2005 in the Arizona Diamondbacks' organization, including 2003-05 on the Major League staff, the final year and a half as the pitching coach. Davis pitched for 16 seasons in the Majors, including two and a half years with the Royals from 1990-92. He recorded 44 saves in 1989 for the San Diego Padres en route to being named the National League Cy Young Award winner. The 2009 Dick Howser Award winner resides in Scottsdale, Ariz., with his

wife, Candy. They have two married daughters, Taylor Steege and Madison Lytle (she and her husband Casey are grads of the University of Kansas). They also have two sons, Logan, an infielder who played in the Royals' minor league system from 2013-15, and CJ, who plays basketball at Tennessee-Martin, and two grandchildren, Brantley and Brooklyn.



CARLOS REYES

REHAB PITCHING COACH

Carlos Reyes is in his 11th season with the Royals and third straight in Surprise, after spending 2015 at Lexington. He previously served both as the minor league rehab coach and as a pitching coach for Surprise. Reyes was a pitching coach in the Yankees' organization from 2005-07. He pitched professionally for 13 seasons, including eight years in the Majors with the Athletics (1994-97), Padres (1998, 1999, 2000), Red Sox (1998), Phillies (2000) and Devil Rays (2003). Reyes compiled a 20-36 record with a 4.66 ERA in 283 Major League appearances. He attended Florida Southern College before being signed by the Braves in 1991. Born in Miami, Fla., Reyes currently resides in Surprise, Ariz., with his wife, Annalee, and their five children: Quinn, Chelsea, Taylor, Cruz and Cutter.



ANDRE DAVID

HITTING COACH

Andre David begins his 20th season in the Royals' organization and first as hitting coach in Surprise, after serving similar roles with Burlington (2017) and Idaho Falls (2015-16) in recent years. David served as the Royals' Major League hitting coach from May 30, 2005 to May 1, 2006 and as assistant hitting coach from October 24, 2012 to May 30, 2013. He was the minor league hitting coordinator from 2007-09 and the hitting coach at Surprise from 2010-12. David worked as the minor league coordinator from 2001 to 2005 before joining the Major League staff. He joined the organization as a manager with the Gulf Coast Royals from 1998-2000. David, an eighth-round pick by Minnesota in 1980, played 10 seasons in the minor leagues and spent parts of 1984 and 1986 in the Majors with the Twins. David resides in Surprise, Ariz., with his wife, Lisa, and their daughters, Brittany and Tanner.



RAMON CASTRO

HITTING COACH

Ramon Castro enters the coaching ranks for his first season as a hitting coach in Surprise. He was a catcher for 13 years in the Major Leagues, including stops with the Florida Marlins (1999-2004), New York Mets (2005-2009) and Chicago White Sox (2009-11). The Puerto Rico native was a first-round pick (17th overall) by Houston in the 1994 Draft.



WILLIE AIKENS
HITTING COACH

Willie Aikens enters his seventh season at Surprise, including 2015-18 and 2011-13. He also coached at Idaho Falls in 2014. Aikens played for the Royals from 1980-1983, batting .282 with 77 home runs and 297 RBI in 511 games. The eight-year Major Leaguer also played for the Angels (1977, 1979) and Blue Jays (1984-85). Aikens was at his best in the postseason for Kansas City, when he hit .400 with four home runs and eight RBI in the 1980 World Series against the Philadelphia Phillies. Aikens and his wife, Sara, reside in Kansas City, Mo. They have three daughters.



GAVIN GROSH
CERTIFIED ATHLETIC TRAINER

Gavin Grosh returns for his second season with the Royals after spending the previous five years in the New York Mets' organization. While with the Mets, he spent two years at their Dominican Academy and three years working with their short season teams. He has also spent three seasons working Winter League Baseball in Venezuela with Leones del Caracas (2013-2014, 2016) and one season in Puerto Rico with Gigantes de Carolina (2015).

Gavin graduated from Indiana University with a B.S. in Kinesiology working with numerous athletic teams throughout his four years in the program. He also worked as a Graduate Assistant Athletic Trainer at IPFW working primarily with the women's soccer and tennis teams. He resides in Fort Wayne, Ind. during the offseason.

2017 STATISTICS

Batting PLAYER	AVG	G	AB	R	H	2B	3B	HR	RBI	SAC	SF	HBP	BB	SO	SB	CS	E
Arroyo, Michael	.083	4	12	0	1	0	0	0	2	0	0	0	0	6	0	0	0
Bartlett, Max	.278	6	18	5	5	1	0	1	3	0	0	0	5	2	0	2	1
Bradshaw, Montae	.241	28	87	13	21	3	1	0	11	6	3	2	8	17	0	0	2
Caraballo, Jose	.217	43	161	21	35	13	4	4	17	2	1	9	70	10	0	0	4
Cox, Brady	.145	23	55	14	8	0	1	1	4	0	0	6	16	1	0	2	0
Heath, Nick	.250	4	16	3	4	1	0	0	3	0	0	0	3	2	3	0	0
Henry, Isaiah	.322	32	99	13	20	1	1	0	3	0	0	2	18	43	7	6	4
Hicklen, Brewer	.348	19	69	19	24	3	3	13	0	1	3	9	24	13	0	0	0
James, Tyler	.258	46	159	35	41	8	5	0	10	6	1	4	20	38	31	1	8
Knox, Travis	.485	9	33	10	16	1	1	0	6	0	0	4	4	2	4	2	0
Lopez, Raymond	.182	3	11	1	2	1	1	0	2	0	0	0	1	6	0	0	1
Lovelady, Josh	.241	18	54	5	13	2	0	0	7	0	0	0	4	8	1	1	2
Martin, Andres	.274	21	73	7	20	0	1	0	6	1	0	0	8	17	2	4	3
Medina, Angel	.255	43	157	20	40	2	7	2	17	0	1	1	5	50	3	2	24
Melendez, MJ	.262	47	168	25	44	8	3	4	30	0	0	4	26	60	4	2	4
Moin, Parker	.280	7	25	3	7	2	1	6	0	0	0	0	1	2	0	0	0
Perez, Cristian	.270	48	196	28	53	15	0	1	23	2	3	2	16	31	6	6	10
Pratto, Nick	.247	52	198	25	49	15	3	4	34	0	5	3	24	58	10	4	11
Ramos, Mauricio	.429	4	14	3	6	1	0	0	3	0	0	1	1	1	0	0	1
Romero, Rafael	.200	16	50	8	10	2	0	0	9	1	2	1	5	15	0	0	4
Ruiz, Estuary	.419	21	86	22	36	10	6	3	23	0	1	0	4	20	9	0	2
Smith, Isaiah	.148	37	135	17	20	5	1	2	14	1	1	3	7	39	4	0	5
Royals	.253	56	1876	297	475	94	36	26	246	18	20	37	188	527	98	33	56

Pitching PITCHER	W-L	ERA	G	GS	CG	SHO	SV	IP	H	R	ER	HR	HB	BB	SO	WP	BK
Acosta, Randy	4-3	3.13	8	2	1	0	0	37.1	36	19	13	2	7	15	22	7	0
Austin, Michael	1-0	3.18	11	0	0	0	5	11.1	14	6	4	1	0	3	13	1	0
Beckwith, Andrew	0-0	10.12	3	0	0	0	0	2.2	5	3	3	0	0	1	2	2	0
Bian, Sal 1-0	2.31	4	1	0	0	0	11.2	9	8	3	1	1	8	15	1	0	0
Capps, Holden	0-1	3.00	4	2	0	0	0	12.0	12	6	4	0	4	11	4	0	0
Caramo, Yender	0-0	0.00	1	1	0	0	0	1.0	0	0	0	0	0	0	1	0	0
De Leon, Jose	3-1	7.16	9	0	0	0	0	16.1	20	14	13	0	3	11	12	4	0
Drabble, Dillon	0-0	3.95	6	3	0	0	0	13.2	16	8	6	0	1	6	6	3	0
Estevez, Emmanuel	0-2	3.38	10	0	0	0	0	21.1	16	8	8	3	0	13	20	2	0
Evans, Zane	0-0	0.00	1	0	0	0	0	1.0	2	0	0	0	0	0	1	0	0
Ferguson, Andy	0-0	0.00	3	3	0	0	0	2.1	0	0	0	0	0	1	5	0	0
Floyd, Jordan	0-0	0.00	2	0	0	0	2	3.0	1	0	0	0	0	2	5	0	0
Garrabito, Gerson	0-0	6.00	2	2	0	0	0	3.0	4	2	2	1	0	1	1	0	0
Garcia, Robert	1-0	5.40	2	0	0	0	0	5.0	6	3	3	1	0	3	8	0	0
Garmendia, Daniel	3-1	3.06	11	0	0	0	0	17.2	9	11	6	1	3	7	19	2	0
Gonzalez, Kevin	0-2	7.02	7	0	0	0	0	16.2	25	16	13	2	1	3	17	3	1
Goulden, Ashton	0-0	0.00	3	1	0	0	0	3.0	2	0	0	0	0	1	3	0	0
Greenless, Stephen	0-2	6.30	11	1	0	0	1	20.0	23	16	14	0	4	9	15	11	1
Hope, Carter	1-0	3.75	7	0	0	0	0	12.0	15	6	5	1	0	0	8	0	0
Hrbek, Danny	0-1	4.91	3	0	0	0	1	3.2	4	4	2	0	0	2	6	0	0
Johnson, Bray	1-3	6.35	12	2	0	0	0	22.2	29	20	16	1	4	11	23	5	1
Klein, Jackson	0-1	9.00	9	0	0	0	0	14.0	15	14	14	2	1	13	8	3	0
Magallanes, Kelvin	0-0	43.20	1	0	0	0	0	1.2	6	8	8	0	1	4	2	6	0
Maldonado, Ismael	1-2	5.95	9	3	0	0	0	39.1	44	31	26	6	3	20	36	3	2
Markus, Joey	0-0	0.00	1	1	0	0	0	6.97	10	8	8	0	0	6	9	0	0
Mayer, Connor	1-0	0.00	2	0	0	0	0	5.1	3	0	0	0	0	1	1	3	0
Mitchell, Josh	1-0	9.58	4	2	0	0	0	10.1	17	12	11	1	0	0	11	0	0
Newweiler, Charlie	3-3	1.76	12	5	0	0	0	41.0	28	13	8	3	2	12	34	3	0
Olds, Dannon	0-2	6.00	2	0	0	0	0	8.0	11	8	8	0	0	1	3	2	0
Schulewitz, Mitchell	0-1	2.40	11	0	0	0	1	15.0	13	4	4	0	1	2	15	1	0
Signan, Jackson	1-0	4.70	5	0	0	0	1	7.2	11	4	4	0	0	0	11	2	0
Sottile, Andrew	3-0	2.28	5	4	0	0	0	27.2	27	7	7	1	0	6	26	3	0
Steele, Evan	0-2	5.63	5	5	0	0	0	8.0	11	8	8	5	2	2	16	0	0
Tejeda, Gustavo	0-0	1.50	5	0	0	0	0	6.0	3	1	1	0	2	3	10	1	1
Tillo, Daniel	0-0	9.53	3	2	0	0	0	5.2	8	6	6	0	1	0	7	0	0
Van Buren, Malcolm	0-3	7.12	12	11	0	0	0	30.1	36	31	24	3	6	19	25	9	1
Watson, Nolan	0-1	25.07	4	2	0	0	0	4.2	15	13	13	0	0	4	2	3	0
Willis, Marlin	1-1	3.80	8	3	0	0	0	21.1	22	12	9	0	1	5	13	7	1
Royals	26-30	3.78	56	56	1	11	488.0	519	328	259	32	46	198	442	88	8	

BOLD - indicates 2017 Player and Pitcher of the Year



The Kansas City Royals maintain a strong presence in the area of scouting and player development in Latin America, the Caribbean and Asia. The Royals' International Operations is responsible for the scouting and signing of players, in addition to assisting in the development of players, by operating a state-of-the-art complex in Guerra, Santo Domingo, in the Dominican Republic.

Originally established in 1986, the Dominican Royals received a new look in 2012 with the construction of a sports complex in Guerra, 30 minutes east of Santo Domingo, to house the franchise's Dominican Republic Academy. The two-level complex houses 72 players who will participate in the Dominican Summer League each season. On-site dormitories, a full kitchen, a classroom, computer lab, conference and recreation rooms, dining facilities, and management offices help develop the players off the field, while two and a half baseball fields meeting Major League Baseball specifications prepare the players to advance within the organization. The complex is also equipped with sheltered batting cages, weight training and laundry rooms, a clubhouse and expanded bullpens.



David Glass Family Field at the Royals' Dominican complex near Santo Domingo



Housing and office facilities at Royals' Dominican complex



VICTOR BAEZ

DOMINICAN ACADEMY FIELD COORDINATOR

Victor Baez is in his 11th season in the Royals' organization as the Dominican Academy field coordinator in 2018. He had worked as a field coordinator for the Los Angeles Dodgers' Dominican complex from 2004-06. Prior to that, Baez served as a pitching coach for the Dodgers' Dominican League team from 2000-03. He also served the Dodgers as a player, scout and pitching coach at the rookie level. Baez was born in Santiago, Dominican Republic, but now resides in Santo Domingo, Dominican Republic.



FABIO HERRERA

MANAGER, INTERNATIONAL OPERATIONS

Fabio Herrera enters his first season as manager of international operations in 2018, after serving as an assistant to international operations for the previous three years. He worked as an International Scout for the Major League Scouting Bureau from 2012-14. Prior to that, Herrera worked as a Baseball Operations Assistant for Major League Baseball in their Dominican Republic's headquarters from 2009-12. He earned a degree in Industrial Engineering from the Pontificia Universidad Catolica Madre y Maestra in Santo Domingo in 2009 and a Master's degree in Management and Productivity from APEC University in Santo Domingo in 2013. Herrera resides in his native Santo Domingo, Dominican Republic, with his wife, Anna.



DANIEL GUERRERO

ASSISTANT TO INTERNATIONAL OPERATIONS

Daniel Guerrero is in his first season in the Royals' organization as an Assistant to Latin American Operations. Guerrero worked as a Player Development intern for the Washington Nationals in 2017. He graduated from the University of Florida in 2016 majoring in Sport Management and minoring in Business. Guerrero resides in Melbourne, Florida and works out of Santo Domingo, D.R. He is the son of Mike Guerrero, Double A Manager for the Milwaukee Brewers and grandson of longtime scout Epy Guerrero.



JASON DAVILA

ASSISTANT TO DOMINICAN OPERATIONS

Jason Davila enters his fourth season with the Royals and second in his new role as Assistant to Dominican Operations. Previously he worked for the Minnesota Twins as an intern in their Florida operations department. Jason earned his bachelor's degree in health promotion with a minor in Spanish from Grand View University while pitching for the Vikings baseball team. He holds the school record for most saves in a season. He resides in Ft. Lauderdale, Fla.



DOMINICAN ROYALS

DOMINICAN SUMMER LEAGUE, NORTHWEST DIVISION



Carretera de Guerra KM 1, La Caoba, Guerra,
Santo Domingo, Dominican Republic
(849) 936-4802

2017 Results: 30-40, 6th in DSL Northwest
Academy Administrative Asst.: Karla Roa



MIGUEL BERNARD

MANAGER

Miguel Bernard returns for his third season as manager of the Royals' Dominican Summer League team, his sixth year with the club overall. Bernard joined the Royals after six years in the Toronto organization, where he served as a scout and as manager for the Blue Jays' Dominican squad (2010-12). Rene Francisco, Kansas City's Vice President/Assistant General Manager of Major League and International Operations, was one of two Braves scouts who first signed Bernard in 1997. The catcher played in the Atlanta organization through 2005, reaching Triple-A. Bernard resides in San Pedro de Macoris, Dominican Republic.



RAMON MARTINEZ

MANAGER

Ramon Martinez begins his 12th season on the Dominican Royals coaching staff and second as manager (also, 2013). He previously served as the infield coach from 2007-12 and 2014-17. Martinez has also served as a part-time scout in the Dominican Republic, beginning in 2004. Martinez played nine seasons in the minor leagues with the Pirates and Marlins' organizations, and was on the Marlins' Major League roster from 1993-1995. His brother, Jose, pitched for several years, including four appearances for the San Diego Padres in 1994. Martinez resides in Villa Gonzalez, Dominican Republic.



JULIO PIMENTEL

PITCHING COACH

Pimentel enters his first year with the organization as the pitching coach for the Dominican Royals. Prior to joining the Royals coaching staff, Pimentel played eight seasons in the minor leagues, including the 2007 on the Royals' 40-man roster, and participated in the Futures game in 2008. He was signed as a non-drafted free agent by the Los Angeles Dodgers in 2003 out of La Romana, Dominican Republic. He makes his off season home in Wilmington, Delaware with his wife, Shaina, and their three children: D'Angelo, Dominic and Dayanna.



RAFAEL FELIZ

ASSISTANT PITCHING COACH

Rafael is in his first season in the Royals' organization as the assistant pitching coach for the Dominican Royals. Prior to joining the Royals, Feliz was a pitcher in the Houston Astros' organization from 2008-10. He resides in Santo Domingo, Dominican Republic with his wife, Wendy, and son, Issac.



DOMINICAN ROYALS (CONT.)



ONIL JOSEPH

HITTING COACH

Onil Joseph enters his third season as hitting coach for the Dominican Royals, his 10th season with the club overall, previously serving as an outfield coach. He played eight seasons in the minor leagues, including the 2007 season in the Royals' organization. The right-handed hitter originally signed as a non-drafted free agent with the Braves in 2000. Joseph stole 146 bases over his career. He and his wife, Noemi, reside in San Pedro de Macoris, Dominican Republic.



WILSON BETEMIT

HITTING COACH

Betemit enters his first season as the Royals hitting coach at the Dominican Academy. He played 11 seasons as a third baseman, shortstop and first baseman in the Major Leagues (2001, 204-13) with seven different teams, including the 2010-11 seasons with the Royals. Wilson was signed by the Atlanta Braves as a non-drafted free agent in 1996 out of the Dominican Republic, and made his Major League debut with the Braves in 2001. Wilson resides in Santo Domingo, Dominican Republic with his wife, Maria, and their two sons Wilson Jr. and William.



SERGIO DE LUNA

INFIELD COACH

Sergio De Luna enters his eighth year with the Royals Dominican Summer League team. He joined the Royals after playing one year for the Boston Red Sox as an infielder in Rookie ball. De Luna resides in El Toro, Guerra, Dominican Republic.



QUILVIO VERAS

BUNTING/BASERUNNING COACH

Veras returns to the Royals as the bunting and base running coach for the Dominican Royals after serving previously in 2008-2011 as the Royals' minor league bunting and base running coordinator. Veras played seven seasons in the Majors from 1995-2001 with the Marlins (1995-96), Padres (1997-99) and Braves (2000-01), and led the National League with 56 stolen bases as a rookie in 1995. He originally signed with the New York Mets as an undrafted free agent in 1989. He resides in Santo Domingo, Dominican Republic with his wife, Odalis, and three children: Quilvio Alberto, Mariene and Kamil.



PEDRO ROSARIO

ASSISTANT CATCHING COACH

Pedro enters his fifth season with the Royals' organization and first in his new role as assistant catching coach. He joined the Royals in 2014 after working in a baseball academy in El Toro. Rosario lives in El Toro with his wife, Pamela, and daughter, Kelsey.



Nevan Dominguez
Certified Athletic Trainer



Alessandro Bertozzo
Trainer



Martin Berroa
Trainer



Manuel Plaza
Trainer



Jose Rosario
Strength &
Conditioning Coach



Severiano Ventura
Asst. Strength &
Conditioning Coach

2017 STATISTICS

Batting

PLAYER	AVG	G	AB	R	H	2B	3B	HR	RBI	SAC	SF	HBP	BB	SO	SB	CS	E
Aponte, Brayant	.184	50	147	10	27	3	0	0	9	6	1	7	9	24	8	5	5
Biegel, Daytan	.184	44	141	9	26	8	1	0	3	1	2	8	4	41	1	2	1
Familia, Felix	.207	44	145	13	30	9	0	0	18	0	4	4	11	45	2	0	3
Febres, Nicolas	.113	26	53	4	6	2	0	0	5	1	2	3	3	18	2	0	0
Garcia, Maikel	.223	48	157	14	35	1	1	0	7	3	1	0	12	13	9	3	3
Jaquez, Rubendy	.267	62	210	19	56	8	2	1	18	3	1	0	32	41	19	8	4
Mendez, Yenyrys	.077	30	65	8	5	0	0	0	5	2	0	3	9	15	1	1	0
Mondesi, Paul	.150	40	133	2	20	2	0	0	1	9	0	1	0	4	19	3	2
Nacero, Kember	.200	25	85	6	17	0	0	0	5	3	2	3	8	36	4	4	6
Pineda, Hector	.118	23	76	5	9	3	0	1	9	1	0	1	6	19	1	1	2
Reynoso, Reynin	.224	49	161	20	36	4	2	1	11	2	0	5	24	42	5	11	3
Rodriguez, Ismaldo	.223	58	184	22	41	8	0	5	22	1	0	15	23	66	17	6	8
Romero, Rafael	.203	28	79	7	16	2	0	0	1	0	0	3	8	14	2	1	3
Sanchez, Javier	.146	30	89	5	13	4	0	0	6	1	1	2	6	19	3	3	5
Soto, Edickson	.260	53	173	15	45	8	1	0	17	0	2	6	13	31	12	3	3
Vargas, Randor	.138	53	123	13	17	2	0	2	6	2	0	0	15	43	6	5	4
Vicente, Warling	.222	51	144	23	32	7	0	0	6	3	0	3	25	36	10	7	1
Royals	.199	70	2165	195	431	71	7	11	157	29	17	63	212	522	105	62	69

Pitching

PITCHER	W-L	ERA	G	GS	CG	SHO	SV	IP	H	R	ER	HR	HB	BB	SO	WP	BK
Abreu, Brian	0-1	6.26	13	0	0	0	0	27.1	26	19	19	0	7	20	16	8	0
Alcantara, Adrian	3-2	2.38	13	0	0	0	3	34.0	24	12	9	1	3	14	33	8	0
Auguste, Donato	0-2	3.20	13	1	0	0	0	25.1	18	13	9	0	4	15	19	9	1
Cabrera, Rovaldis	1-1	2.21	9	8	0	0	0	36.2	38	13	9	1	1	4	26	3	1
Capellan, Delvin	3-2	0.48	12	12	0	0	0	56.0	32	4	3	1	0	3	48	4	0
Castillo, Adriam	4-1	2.22	13	6	0	0	1	44.2	24	12	11	0	7	13	37	1	3
De Los Santos, Kelvin	1-1	5.40	9	0	0	0	0	11.2	15	7	7	0	1	7	5	3	0
Fana, Jeisson	0-0	8.71	9	0	0	0	0	10.1	12	10	10	1	7	7	8	3	0
Frias, Adan	0-5	4.26	14	14	0	0	0	50.2	47	35	24	2	3	17	52	3	1
Gonzalez, Kelvin	4-1	0.36	9	0	0	0	2	25.1	20	6	1	0	2	8	16	5	2
Jimenez, Wilmer	4-3	2.64	13	8	0	0	1	44.1	29	15	13	2	3	11	55	2	0
Matos, Yonathan	0-3	7.76	14	0	0	0	0	29.0	30	28	25	2	0	26	21	12	1
Medina, Victor	1-2	1.33	14	2	0	0	2	27.0	12	7	4	0	3	16	18	2	0
Mendez, Leandro	3-4	2.16	15	2	0	0	3	33.1	23	11	8	1	0	15	23	2	0
Morales, Austin	2-2	2.57	10	0	0	0	1	14.0	8	8	4	0	1	8	6	1	0
Nunez, Braulio	0-2	6.08	9	1	0	0	0	13.1	15	11	9	0	2	9	8	1	1
Pinales, Gerson	0-0	2.45	3	0	0	0	0	3.2	2	1	1	1	0	6	2	2	0
Rodriguez, Diogenes	0-3	4.78	12	2	0	0	0	26.1	18	16	14	0	5	13	12	4	1
Sanchez, Carlos	1-1	3.34	13	2	0	0	0	29.2	20	16	11	1	4	13	19	7	0
Valdez, Albert	0-0	6.75	2	0	0	0	0	4.0	1	3	3	0	2	2	0	3	0
Zerpa, Angel	3-4	1.84	14	12	0	0	0	63.2	47	15	13	0	6	11	39	2	0
Royals	30-40	3.04	70	70	0	4	13	610.1	461	262	206	13	61	238	463	85	11

BOLD - indicates 2017 Player and Pitcher of the Year



MINOR LEAGUE AFFILIATES

30 COMBINED LEAGUE CHAMPIONSHIPS

- current affiliates in bold

Affiliate Name	Years	Location	Class	League	Championships
Corning Royals	1968-69	Corning, N.Y.	A	New York-Penn	-
Dubuque Royals	1968	Dubuque, Iowa	A	Midwest	-
Hi-Toms	1968-69	High Point, N.C.	A	Carolina	1968
Sarasota Royals	1968, 72-78, 82-87	Sarasota, Fla.	R	Florida Instructional	-
*Omaha Royals	1969-98, 2002-10	Omaha, Neb.	AAA	American Assoc., Pacific Coast	1969, 70, 78, 90
Waterloo Hawks	1969-70	Waterloo, Iowa	A	Midwest	-
Waterloo Royals	1971-76	Waterloo, Iowa	A	Midwest	1975, 76
Winnipeg Goldeyes	1969	Winnipeg, Canada	A	Northern	-
Kingsport Royals	1969-73	Kingsport, Tenn.	R	Appalachian	1973
@Arizona Royals	1969, 2003-07	Phx, Surprise, Ariz.	R	Arizona	2003
Florida Royals	1969, 71, 81-84	Sarasota/Ft. Myers, Fla.	R	Florida Instructional/Gulf Coast	1971
Elmira Pioneers	1970-71	Elmira, N.Y.	AA	Eastern	1971
San Jose Royal-Bees	1970-74	San Jose, Calif.	A	California	-
Billings Mustangs	1970-73	Billings, Mont.	R	Pioneer	1973
Academy Royals	1971, 74	Sarasota, Fla.	R	Gulf Coast	1971
Academy Royals	1971	Sarasota, Fla.	R	Florida Instructional	-
Jacksonville Suns	1972-83	Jacksonville, Fla.	AAA	Southern	-
Daytona Islanders	1977	Daytona Beach, Fla.	A	Florida State	-
Fort Myers Royals	1978-87	Fort Myers, Fla.	A	Florida State	1985
Sarasota Blues	1979-81	Sarasota, Fla.	R	Gulf Coast	-
Sarasota Golds	1979-81	Sarasota, Fla.	R	Gulf Coast	-
Charleston Royals	1980-84	Charleston, S.C.	A	South Atlantic	-
Butte Copper Kings	1982-83	Butte, Mont.	R	Pioneer	-
Memphis Chicks	1984-94	Memphis, Tenn.	AA	Southern	1991
^Eugene Emeralds	1984-94	Eugene, Ore.	A	Northwest	-
Appleton Foxes	1987-92	Appleton, Wis.	A	Midwest	-
Virginia Generals	1988	Hampton, Va.	A	Carolina	-
#Baseball City Royals	1988-92	Haines City, Fla.	A	Florida State	-
#Boardwalk Royals	1988-89	Haines City, Fla.	R	Gulf Coast	-
Salcedo Royals	1989-2006	Salcedo, D.R.	R	Summer Dominican	-
%Gulf Coast Royals	1990-2002	Davenport, Fla.	R	Gulf Coast	1992, 95
Wilmington Blue Rocks	1993-2004, 07-current	Wilmington, Del.	A	Carolina	1994, 96, 98, 99
Rockford Royals	1993-94	Rockford, Ill.	A	Midwest	-
Wichita Wranglers	1995-2007	Wichita, Kan.	AA	Texas	1999
Sultans of Springfield	1995	Springfield, Ill.	A	Midwest	-
Spokane Indians	1995-2002	Spokane, Was.	A	Northwest	1999
Lansing Lugnuts	1996-98	Lansing, Mich.	A	Midwest	1997
Omaha Golden Spikes	1999-2001	Omaha, Neb.	AAA	Pacific Coast	-
Charleston Alley Cats	1999-2000	Charleston, W. Va.	A	South Atlantic	-
Burlington Bees	1986, 2001-10	Burlington, Iowa	A	Midwest	2008
Idaho Falls Chukars	2004-current	Idaho Falls, Idaho	R	Pioneer	2013
High Desert Mavericks	2005-06	Adelanto, Calif.	A	California	-
Burlington Royals	2007-current	Burlington, N.C.	R	Appalachian	-
Dominican Royals	2007-current	La Caoba Guerra	R	Summer Dominican	-
NW Arkansas Naturals	2008-current	Springdale, Ark.	AA	Texas	2010
Surprise Royals	2008-13, current	Surprise, Ariz.	R	Arizona	-
Kane County Cougars	2011-12	Geneva, Ill.	A	Midwest	-
Omaha Storm Chasers	2011-current	Omaha, Neb.	AAA	Pacific Coast League	2011, 13, 14
Lexington Legends	2013-current	Lexington, Ky.	A	South Atlantic League	-

* - Entered Pacific Coast League in 1998, renamed Golden Spikes from 1999-2001, became the Storm Chasers for the 2011 season

@ - the Royals had two Arizona rookie squads in 2003, became Surprise Royals in 2008

- Spent 1989 in Baseball City, FL

^ - Was classified as a Rookie team in 1984-85

% - Ft. Myers, Florida from 1993-98



(*Led league, + Tied for league lead, # Combined stats led league)

ABREU, BRIAN

RHP

HT: 6-2; WT: 194; BATS: Right; THROWS: Right
 RESIDES: San Francisco de Macoris, D.R.
 SIGNED BY: Edis Perez
 ACQUIRED: Signed as a non-drafted free agent, Nov. 10, 2016

BORN: June 3, 1999 in San Francisco de Macoris, D.R.
 OPENING DAY AGE: 18

Year	Club	W-L	ERA	G	GS	CG	SHO	SV	IP	H	R	ER	HR	HB	BB	SO	WP	BK
2017	Dominican Royals	0-1	6.26	13	0	0	0	0	27.1	26	19	19	0	7	20	16	8	0

ACEVEDO, RANDY MANUEL

RHP

HT: 6-1; WT: 155; BATS: Right; THROWS: Right
 RESIDES: San Francisco de Macoris, D.R.
 SIGNED BY: Edis Perez, Fausto Morel
 ACQUIRED: Signed as a non-drafted free agent, July 4, 2014

BORN: March 14, 1997 in Pimentel, D.R.
 OPENING DAY AGE: 20

CAREER NOTES: **2016:** Ranked second in the Dominican Summer League with a 0.99 ERA...**2017:** Recorded his first career complete game (7.0 IP) in his last start of the season on Aug. 30 vs. the AZL Giants.

Year	Club	W-L	ERA	G	GS	CG	SHO	SV	IP	H	R	ER	HR	HB	BB	SO	WP	BK
2015	Dominican Royals	3-5	3.15	14	11	0	0	1	60.0	54	25	21	2	8	14	28	8	1
2016	Dominican Royals	3-0	0.99	12	12	0	0	0	63.1	49	10	7	0	6	9	31	2	0
2017	Surprise (R)	4-3	3.13	8	2	1	0	0	37.1	36	19	13	2	7	13	22	7	0
	Idaho Falls (R)	0-0	6.63	5	0	0	0	1	19.0	36	17	14	0	1	6	8	0	1
Minor League Totals		10-8	2.76	39	25	1	0	2	179.2	175	71	55	4	22	42	89	17	2

ADAM, JASON KENDALL

RHP

HT: 6-3; WT: 229; BATS: Right; THROWS: Right
 RESIDES: Overland Park, Kan.
 SIGNED BY: Steve Gossett

BORN: Aug. 4, 1991 in Omaha, Neb.
 OPENING DAY AGE: 26

ACQUIRED: Signed as a Minor League free agent, Aug. 18, 2017
 CAREER NOTES: **2010:** Graduated from Blue Valley Northwest High School (Kan.)...selected by Kansas City in the fifth round of the Draft...**2014:** Non-roster invitee to Spring Training...recorded 14.0 consecutive scoreless innings over his last three appearances (two starts) with Northwest Arkansas (AA), earning Texas League Player of the Week honors (July 14)...was promoted to Omaha (AAA) for eight relief appearance before being traded to Minnesota on Aug. 11 in exchange for Josh Willingham...**2015-16:** Missed two full seasons due to injury...**2017:** Signed a Minor League deal with San Diego...made seven rehab appearances before being reinstated from the seven-day DL on Aug. 10...released on Aug. 14...signed a Minor League deal with Kansas City on Aug. 18.

Year	Club	W-L	ERA	G	GS	CG	SHO	SV	IP	H	R	ER	HR	HB	BB	SO	WP	BK	
2011	Kane County (A)	6-9	4.23	21	21	0	0	0	104.1	94	60	49	9	6	25	76	3	1	
2012	Wilmington (A+)	7-12	3.53	27	27	0	0	0	158.0	148	73	62	18	13	36	123	3	0	
2013	NW Arkansas (AA)	8-11	5.19	26	26	0	0	0	144.0	153	98	83	12	15	54	126	8	1	
2014	Omaha (AAA)	1-1	2.35	8	0	0	0	0	15.1	17	4	4	0	3	4	11	1	0	
	New Britain (AA)	0-0	5.14	2	1	0	0	0	7.0	10	4	4	0	0	2	3	1	0	
	NW Arkansas (AA)	4-8	5.05	19	18	0	0	0	98.0	107	62	55	9	5	30	89	5	0	
2015-16		(Injured - Did Not Pitch)																	
2017	San Antonio (AA)	0-0	0.00	1	0	0	0	0	2.0	1	0	0	0	0	0	2	1	0	
	NW Arkansas (AA)	0-0	7.11	5	0	0	0	0	6.1	3	5	5	0	1	4	11	2	0	
	Padres 1 (R)	0-0	5.79	5	0	0	0	0	4.2	5	3	3	0	0	0	8	3	0	
	Padres 2 (R)	1-0	0.00	2	0	0	0	0	2.0	1	0	0	0	0	2	4	0	0	
Minor League Totals		27-41	4.40	116	93	0	0	0	541.2	539	309	265	48	43	157	453	27	2	

ALCANTARA, ADRIAN

RHP

HT: 6-1; WT: 178; BATS: Right; THROWS: Right
 RESIDES: Santo Domingo, D.R.
 SIGNED BY: Edis Perez

BORN: Aug. 29, 1999 in Santo Domingo, D.R.
 OPENING DAY AGE: 18

ACQUIRED: Signed as a non-drafted free agent, March 6, 2017
 CAREER NOTES: **2017:** Tied for the team lead with three saves, including a 3.1-scoreless-inning save on Aug. 5 at DSL Astros Blue, in which he struck out a career-high seven of 12 batters faced, allowing just one hit and one walk.

Year	Club	W-L	ERA	G	GS	CG	SHO	SV	IP	H	R	ER	HR	HB	BB	SO	WP	BK
2017	Dominican Royals	3-2	2.38	13	0	0	0	3	34.0	24	12	9	1	3	14	33	8	0



MINOR LEAGUE BIOS (CONT.)

ALCANTARA, LUIS

RHP

HT: 6-0; WT: 150; BATS: Right; THROWS: Right

BORN: Nov. 1, 1997 in Santo Domingo Norte, D.R.

RESIDES: La Victoria, D.R.

OPENING DAY AGE: 19

SIGNED BY: Edis Perez

ACQUIRED: Signed as a non-drafted free agent, July 3, 2015

Year	Club	W-L	ERA	G	GS	CG	SHO	SV	IP	H	R	ER	HR	HB	BB	SO	WP	BK
2016	Dominican Royals	1-2	2.04	12	0	0	0	2	17.2	18	8	4	1	0	6	13	1	0
2017	Burlington (R)	0-4	3.98	16	0	0	0	3	31.2	34	23	14	3	3	9	34	2	2
Minor League Totals		1-6	3.28	28	0	0	0	5	49.1	52	31	18	4	3	15	47	3	2

ANNA, DEAN

INF

HT: 5-11; WT: 180; BATS: Left; THROWS: Right

BORN: Nov. 24, 1986 in Glenwood, Ill.

RESIDES: Lisle, Ill.

OPENING DAY AGE: 31

SIGNED BY: Jeff Stewart

ACQUIRED: Signed as a Minor League free agent, Jan. 21, 2017

CAREER NOTES: **2008:** Drafted in the 26th round by San Diego...**2013:** Led the Pacific Coast League in batting average (.331), ranked second in doubles (38) and tied for fourth in runs (90) and total bases (240)...acquired by the New York Yankees on Nov. 20 in exchange for RHP Ben Pauluss...**2014:** Made the Yankees' Opening Day roster and made his Major League debut on April 4 at Toronto as New York's starting shortstop...appeared in 12 games with the Yankees and also pitched an inning in a 16-1 loss on April 19...was placed on the 15-day DL from May 30-June 24 with right elbow impingement...claimed on waivers by Pittsburgh on July 5 and optioned to Triple-A Indianapolis...signed with St. Louis as a Minor League free agent on Nov. 11...**2015:** Led the Pacific Coast League with 77 walks...**Career:** has a .375 on-base percentage in 962 minor league games with nearly as many walks (472) as strikeouts (486)...has started at every position except catcher and center field.

Year	Club	AVG	G	AB	R	H	2B	3B	HR	RBI	SH	SF	HP	BB	SO	SB	CS	E
2008	Eugene (A)	.224	30	107	21	24	2	0	4	15	1	2	5	20	23	10	1	5
	AZL Padres (R)	.250	13	44	9	11	1	0	1	9	1	0	0	1	8	1	0	1
2009	Fort Wayne (A)	.200	17	55	4	11	2	0	0	5	0	2	0	7	13	0	0	1
	Eugene (A)	.310	39	145	27	45	13	1	5	26	2	1	4	23	28	7	6	9
2010	Fort Wayne (A)	.271	80	225	42	61	14	2	6	32	2	3	3	39	40	5	1	16
2011	Lake Elsinore (A)	.311	44	148	25	46	10	2	3	18	2	3	5	19	22	2	0	7
	San Antonio (AA)	.253	70	198	45	50	18	1	2	23	2	2	3	41	19	3	0	11
2012	San Antonio (AA)	.271	129	425	75	115	16	3	10	47	1	7	11	66	76	6	4	12
2013	Tucson (AAA)	.331	132	498	90	165	38	5	9	73	4	8	11	61	65	3	7	11
2014	NEW YORK (AL)	.136	12	22	3	3	1	0	1	3	0	1	0	2	6	0	0	1
	Scranton/Wilkes (AAA)	.192	36	130	13	25	4	3	1	14	0	4	4	14	20	0	1	9
	Indianapolis (AAA)	.235	29	68	13	16	4	0	1	7	1	1	0	19	5	1	0	0
2015	ST. LOUIS	.000	1	1	0	0	0	0	0	0	0	0	0	0	0	0	0	0
	Memphis (AAA)	.272	125	445	80	121	22	3	3	44	5	3	4	77	61	5	5	10
2016	Memphis (AAA)	.266	106	334	48	89	17	1	2	39	2	5	0	42	55	4	3	6
2017	Omaha (AAA)	.285	112	386	53	110	14	3	5	33	5	0	5	43	51	6	4	9
Minor League Totals		.277	962	3208	545	889	175	24	52	385	28	41	55	472	486	53	32	107
Major League Totals		.130	13	23	3	3	1	0	1	3	0	1	0	2	6	0	0	1

ARAGENA, RICKY JR.

INF

HT: 5-8; WT: 160; BATS: Switch; THROWS: Right

BORN: Oct. 2, 1997 in San Francisco de Macoris, D.R.

RESIDES: San Francisco de Macoris, D.R.

OPENING DAY AGE: 20

SIGNED BY: Fausto Morel

ACQUIRED: Signed as a non-drafted free agent, July 3, 2014

CAREER NOTES: **2015:** Rated by *Baseball America* as 16th-best prospect in the Arizona League...**2017:** Last played on June 26 and was placed on the 7-day DL on July 8 with a right thumb injury.

Year	Club	AVG	G	AB	R	H	2B	3B	HR	RBI	SH	SF	HP	BB	SO	SB	CS	E
2015	Surprise (R)	.294	26	109	14	32	2	2	0	9	6	0	0	2	21	8	3	13
2016	Idaho Falls (R)	.251	61	267	44	67	8	4	1	33	10	1	2	17	53	17	8	38
2017	Lexington (A)	.139	30	108	5	15	1	0	0	7	5	1	0	0	34	3	5	9
	Idaho Falls (R)	.385	6	26	10	10	1	1	2	7	1	0	0	4	5	1	0	6
Minor League Totals		.243	123	510	73	124	12	7	3	56	22	2	2	23	113	29	16	66

ARTEAGA, HUMBERTO JOSE

INF

See Major League bios, Page 150

ASCHE, CODY

INF/OF

See Major League Bios, Page 151



ATENCIO, JESUS ALBERTO

C

HT: 5-10; WT: 165; BATS: Right; THROWS: Right
 RESIDES: Cabudare, Venezuela
 SIGNED BY: Alberto Garcia, Richard Castro
 ACQUIRED: Signed as a non-drafted free agent, Sept. 20, 2012

BORN: Aug. 22, 1996 in Barquisimeto, Venezuela
 OPENING DAY AGE: 21

Year	Club	AVG	G	AB	R	H	2B	3B	HR	RBI	SH	SF	HP	BB	SO	SB	CS	E
2013	Dominican Royals	.210	33	100	8	21	2	2	0	6	3	0	2	11	10	0	2	3
2014	Dominican Royals	.211	33	90	9	19	2	0	0	7	2	2	1	14	16	0	0	5
2015	Dominican Royals	.241	48	162	13	39	7	0	0	18	2	1	2	21	16	0	0	9
2016	Surprise (R)	.154	13	26	2	4	1	0	0	2	1	0	1	4	7	0	0	0
2017	Burlington (R)	.306	33	121	14	37	6	1	1	14	2	2	2	6	24	0	0	3
Minor League Totals		.240	160	499	46	120	18	3	1	47	10	5	8	56	73	0	3	20

AUGUSTE, DONATO

RHP

HT: 6-2; WT: 201; BATS: Right; THROWS: Right
 RESIDES: Santo Domingo Este, D.R.
 SIGNED BY: Fabio Herrera
 ACQUIRED: Signed as a non-drafted free agent, July 7, 2016

BORN: Jan. 19, 1998 in France
 OPENING DAY AGE: 20

CAREER NOTES: **2017:** Didn't allow an earned run in his first 12.2 innings (seven outings), holding opponents to a .111 average (5-for-45).

Year	Club	W-L	ERA	G	GS	CG	SHO	SV	IP	H	R	ER	HR	HB	BB	SO	WP	BK
2017	Dominican Royals	0-2	3.20	13	1	0	0	0	25.1	18	13	9	0	4	15	19	9	1

AUSTIN, MICHAEL

RHP

HT: 6-4; WT: 205; BATS: Right; THROWS: Right
 RESIDES: Eldersburg, Md.
 SIGNED BY: Joel Matthews

BORN: June 4, 1994 in Baltimore, Md.
 OPENING DAY AGE: 23

ACQUIRED: Signed as a non-drafted free agent, June 20, 2017

CAREER NOTES: **2012:** Graduated from Century High School (Md.), where he earned First-Team All Monocacy Valley Athletic League (MVAL) honors in 2011-12...holds school records for career hits, RBI and runs and holds school single-season records for batting average, hits and runs...**2013-15:** Attended Bethune-Cookman University (Fla.), where he played outfield and pitched in relief...**2016:** Sat out due to NCAA transfer rules...**2017:** Attended the University of Maryland, Baltimore County, where he went 4-3 in nine starts, leading the Retrievers to their first America East Championship in school history and a trip to the NCAA Regionals...signed with Kansas City as a non-drafted free agent on June 20 and recorded five saves with Surprise, tied for fourth most in the Arizona League.

Year	Club	W-L	ERA	G	GS	CG	SHO	SV	IP	H	R	ER	HR	HB	BB	SO	WP	BK
2017	Surprise (R)	1-0	3.18	11	0	0	0	5	11.1	14	6	4	1	0	3	13	1	0
	Burlington (R)	1-0	7.20	3	0	0	0	0	5.0	6	5	4	1	0	5	4	1	0
Minor League Totals		2-0	4.41	14	0	0	0	5	16.1	20	11	8	2	0	8	17	2	0

BARTLETT, MAX (TROY)

INF

HT: 5-11; WT: 170; BATS: Right; THROWS: Right
 RESIDES: Starkville, Miss.
 SIGNED BY: Nick Hamilton

BORN: Jan. 14, 1995 in Starkville, Miss.
 OPENING DAY AGE: 23

ACQUIRED: Signed as a non-drafted free agent, July 3, 2017

CAREER NOTES: **2013:** Graduated from Starkville High School (Miss.), where he hit .410 as a senior and went 4-2 with a 1.87 ERA on the mound...**2014:** Drafted by Cleveland in the 34th round, but did not sign...**2014-15:** Attended Gulf Coast State College (Fla.), where he hit .289 in 53 games as the team's primary shortstop...**2016-17:** Transferred to the University of Tennessee and played in 79 games between his junior and senior seasons as the team's starting shortstop.

Year	Club	AVG	G	AB	R	H	2B	3B	HR	RBI	SH	SF	HP	BB	SO	SB	CS	E
2017	Surprise (R)	.278	6	18	5	5	1	0	1	3	0	0	0	5	2	0	2	1
	Lexington (A)	.109	16	46	4	5	3	1	0	0	0	0	1	6	20	0	0	6
	Burlington (R)	.500	2	2	1	1	0	0	0	0	0	0	0	3	0	0	1	0
Minor League Totals		.167	24	66	10	11	4	1	1	3	0	0	1	14	22	0	3	7



MINOR LEAGUE BIOS (CONT.)

BECKWITH, ANDREW

RHP

HT: 6-0; WT: 180; BATS: Right; THROWS: Right
RESIDES: Blythewood, S.C.

BORN: March 22, 1995 in Blythewood, S.C.
OPENING DAY AGE: 23

SIGNED BY: Joel Matthews

ACQUIRED: Selected in the 32nd round of the 2017 First-Year Player Draft

CAREER NOTES: **2013:** Graduated from Blythewood High School (S.C.), where he twice earned First-Team All-State honors and led his school to a 27-7 record and a AAAA State Championship appearance as a senior...**2014:** Attended Coastal Carolina, where as a freshman he set a school Division I era record with a 1.33 ERA in a team-high 29 appearances...**2016:** Led the NCAA in wins, going 15-1 with a 1.85 ERA in 26 appearances (10 starts)...earned three wins in three starts (two complete games) in the College World Series, posting a 0.76 ERA en route to being named the College World Series' Most Outstanding Player...**2017:** Named one of 55 players on the Golden Spikes Award Watch List in February, the annual award given to the country's top amateur player...went 1-0 with three saves and a 0.66 ERA (1 ER in 13.2 IP) over his last six appearances with Idaho Falls.

Year	Club	W-L	ERA	G	GS	CG	SHO	SV	IP	H	R	ER	HR	HB	BB	SO	WP	BK
2017	Surprise (R)	0-0	10.13	3	0	0	0	0	2.2	5	3	3	0	1	2	2	0	1
	Idaho Falls (R)	1-0	2.55	13	0	0	0	4	24.2	27	7	7	0	2	8	30	3	0
Minor League Totals		1-0	3.29	16	0	0	0	4	27.1	32	10	10	0	3	10	32	3	1

BENDER, ANTHONY

RHP

HT: 6-4; WT: 205; BATS: Right; THROWS: Right
RESIDES: Petaluma, Calif.

BORN: Feb. 3, 1995 in Petaluma, Calif.
OPENING DAY AGE: 23

SIGNED BY: Josh Hallgren

ACQUIRED: Selected in the 20th round of the 2016 First-Year Player Draft

CAREER NOTES: **2014:** Graduated from Casa Grande High School (Calif.)...**2015-16:** Attended Santa Rosa Junior College...**2017:** Made his first 14 appearances in relief, before joining the starting rotation on July 16...his first two starts were scoreless outings of 4.0 innings and 6.0 innings (four hits, three walks, 10 strikeouts), earning South Atlantic League Pitcher of the Week honors...had a 3.33 ERA (17 ER in 46.0 IP) in nine starts and a 4.88 ERA (17 ER in 31.1 IP) in 15 relief appearances.

Year	Club	W-L	ERA	G	GS	CG	SHO	SV	IP	H	R	ER	HR	HB	BB	SO	WP	BK
2016	Surprise (R)	2-0	3.03	9	5	0	0	2	32.2	31	15	11	0	1	4	32	4	0
2017	Lexington (A)	5-5	3.93	23	8	0	0	4	73.1	69	35	32	9	1	20	74	6	0
	Wilmington (A+)	0-1	4.50	1	1	0	0	0	4.0	5	3	2	0	0	2	3	1	0
Minor League Totals		7-6	3.68	33	14	0	0	6	110.0	105	53	45	9	2	26	109	11	0

BIASI, SAL

RHP

HT: 6-0; WT: 190; BATS: Right; THROWS: Right
RESIDES: Hazle Township, Pa.

BORN: Sept. 30, 1995 in Wilkes-Barre, Pa.
OPENING DAY AGE: 22

SIGNED BY: Jim Farr

ACQUIRED: Selected in the 11th round of the 2017 First-Year Player Draft

CAREER NOTES: **2014:** Graduated from Hazleton Area High School (Pa.), where he was a three-year letterwinner and team captain and team MVP as a junior and a senior...earned First-Team All-Conference honors as a sophomore, junior and senior...also lettered all four years in *basketball* and finished as the school's all-time scoring leader...**2017:** Went 5-5 with a 3.48 ERA (28 ER in 72.1 IP) in 14 starts during his junior season at Penn State, where he twice led the team in strikeouts...named Burlington Pitcher of the Year, going 3-2 with a 2.44 ERA (12 ER in 44.1 IP) and a .186 opponents' average (29-for-156) in nine appearances (seven starts)...recorded 5.0 scoreless (seven strikeouts) without allowing a hit or a walk in a 3-1 win at Princeton on Aug. 18, earning Appalachian League Pitcher of the Week honors.

Year	Club	W-L	ERA	G	GS	CG	SHO	SV	IP	H	R	ER	HR	HB	BB	SO	WP	BK
2017	Surprise (R)	1-0	2.31	4	1	0	0	0	11.2	9	8	3	1	1	8	15	1	0
	Burlington (R)	3-2	2.44	9	7	0	0	0	44.1	29	14	12	3	4	15	39	8	0
Minor League Totals		4-2	2.41	13	8	0	0	0	56	38	22	15	4	5	23	54	9	0

BIEGEL, DAYTAN

OF

HT: 6-0; WT: 175; BATS: Right; THROWS: Right
RESIDES: Willemstad, Curacao

BORN: Feb. 4, 2000 in Willemstad, Curacao
OPENING DAY AGE: 18

SIGNED BY: Franco Wawoe

ACQUIRED: Signed as a non-drafted free agent, July 14, 2016

Year	Club	AVG	G	AB	R	H	2B	3B	HR	RBI	SH	SF	HP	BB	SO	SB	CS	E
2017	Dominican Royals	.184	44	141	9	26	8	1	0	3	1	2	8	4	41	1	2	1

**BINFORD, CHRISTIAN (MARK)****RHP**

HT: 6-6; WT: 230; BATS: Left; THROWS: Right

BORN: Dec. 20, 1992 in Boynton Beach, Fla.

RESIDES: Hagerstown, Md.

OPENING DAY AGE: 24

SIGNED BY: Jim Farr

ACQUIRED: Selected in the 30th round of the 2011 First-Year Player Draft

CAREER NOTES: 2008: Pitched a no-hitter in his first start as a freshman in high school...2009: Underwent Tommy John surgery...2011: Posted a 0.64 ERA in 55.0 innings during his senior year at Mercersburg Academy (Pa.)...bypassed a scholarship to play baseball at the University of Virginia to sign with the Royals...2012: Issued just four walks in eight starts (0.9 BB/9) during his professional debut at Burlington, the fewest in the Appalachian League (min. 40.0 IP)...2013: Named Lexington Pitcher of the Year and a South Atlantic League All-Star, finishing third in the league in ERA, fifth in WHIP (1.04) and sixth in strikeouts...2014: Rated as the Royals' No. 10 prospect entering the season, according to *Baseball America* and was also selected as the prospect with the "Best Control"...named a Carolina League All-Star and also pitched a scoreless inning for the U.S. Team at the SiriusXM Radio Futures All-Star Game at Target Field...started the Triple-A National Championship Game vs. Pawtucket, but didn't factor into the decision after allowing one run over 3.0 innings in Omaha's 4-2 win...2016: Was a non-roster invite to Spring Training.

Year	Club	W-L	ERA	G	GS	CG	SHO	SV	IP	H	R	ER	HR	HB	BB	SO	WP	BK
2012	Burlington (R)	2-3	2.03	8	8	0	0	0	40.0	40	12	9	1	0	4	31	1	1
2013	Lexington (A)	8-7	2.67	23	23	0	0	0	135.0	129	54	40	7	7	25	130	3	3
2014	Wilmington (A)	5-4	2.40	14	14	0	0	0	82.2	72	28	22	2	2	11	92	4	1
	NW Arkansas (AA)	3-2	3.19	8	8	0	0	0	48.0	45	19	17	7	2	6	38	0	0
	Omaha (AAA)	0-1	5.40	4	0	0	0	0	10.0	16	7	6	1	1	5	9	1	0
2015	Omaha (AAA)	1-4	5.86	6	6	0	0	0	27.2	31	19	18	4	0	15	9	0	0
	NW Arkansas (AA)	4-7	5.03	16	16	0	0	0	91.1	118	58	51	6	2	23	60	0	0
2016	NW Arkansas (AA)	3-2	4.84	6	6	0	0	0	35.1	35	22	19	2	0	6	29	0	0
	Omaha (AAA)	3-12	5.28	19	18	1	0	0	105.2	117	66	62	18	8	40	73	3	3
2017	NW Arkansas (AA)	1-0	1.99	5	5	0	0	0	31.2	29	7	7	3	0	7	23	1	0
	Omaha (AAA)	7-10	7.24	22	19	0	0	0	115.2	157	96	93	25	14	39	94	0	0
Minor League Totals		37-52	4.28	131	123	1	0	0	723.0	789	388	344	76	36	181	588	13	8

BLEWETT, SCOTT THOMAS**RHP**

See Major League bios, Page 153

BODNER, JACOB SCOTT**RHP**

HT: 5-10; WT: 188; BATS: Right; THROWS: Right

BORN: Jan. 31, 1993 in Danville, Ky.

RESIDES: Danville, Ky.

OPENING DAY AGE: 25

SIGNED BY: Mike Farrell

ACQUIRED: Selected in the 27th round of the 2015 First-Year Player Draft

CAREER NOTES: 2011: Graduated from Boyle County High School (Ky.)...2014: Named to Big East All-Academic Team as a junior, despite missing the season due to injury...2015: Named to Big East All-Academic Team as a senior while serving as team's closer, saving two games with 24 strikeouts in 20.2 innings out of the bullpen...ranked tied for third among Appalachian League pitchers with 14 games finished in his pro debut and held opponents scoreless in 14 of his 16 appearances with Burlington...2017: Recorded 70 strikeouts in 54.2 innings (11.5 K/9), the second-best strikeout rate among Royals farmhands (min. 50 IP)...made his first career start on Aug. 20 and allowed just one unearned run on two hits and one walk in 4.0 innings, with a career-high eight strikeouts.

Year	Club	W-L	ERA	G	GS	CG	SHO	SV	IP	H	R	ER	HR	HB	BB	SO	WP	BK
2015	Burlington (R)	2-0	0.77	16	0	0	0	5	23.1	15	2	2	0	2	3	26	0	0
	Idaho Falls (R)	0-0	13.50	2	0	0	0	0	2.2	4	4	4	1	0	5	4	3	0
2016	Lexington (A)	2-0	3.60	7	0	0	0	3	10.0	8	4	4	2	0	5	6	0	1
	Wilmington (A+)	0-2	5.44	27	0	0	0	2	43.0	54	29	26	3	2	21	53	5	1
2017	Wilmington (A+)	5-1	3.29	29	1	0	0	3	54.2	47	25	20	2	2	20	70	4	0
Minor League Totals		9-3	3.77	81	1	0	0	13	133.2	128	64	56	8	6	54	159	12	2

BOYER, BLAINE THOMAS**RHP**

See Major League bios, Page 154-155

BRADSHAW, MONTAE**OF**

HT: 5-10; WT: 170; BATS: Right; THROWS: Right

BORN: April 29, 1996

RESIDES: Prince George, Va.

OPENING DAY AGE: 21

SIGNED BY: Joel Matthews

ACQUIRED: Selected in the 38th round of the 2017 First-Year Player Draft

CAREER NOTES: 2017: Hit .322 for Patrick Henry Community College (Va.) and led Region X with 27 stolen bases...was committed to transfer to Presbyterian College (S.C.) before being selected by Kansas City in the 38th round...he's the son of Royals hitting coach Terry Bradshaw, who played in the Majors with St. Louis in 1995-96.

Year	Club	AVG	G	AB	R	H	2B	3B	HR	RBI	SH	SF	HP	BB	SO	SB	CS	E
2017	Surprise (R)	.241	28	87	13	21	3	1	0	11	6	3	2	8	17	0	0	2



MINOR LEAGUE BIOS (CONT.)

BRAMBLETT, GEOFFREY

RHP

HT: 6-2; WT: 200; BATS: Right; THROWS: Right
RESIDES: McCalla, Ala.
SIGNED BY: Sean Gibbs

BORN: April 26, 1995 in Hoover, Ala.
OPENING DAY AGE: 22

ACQUIRED: Selected in the 30th round of the 2016 First-Year Player Draft

CAREER NOTES: 2013: Graduated Hoover High School (Ala.)...selected by Atlanta in the 37th round, but did not sign...2016: Selected as one of 60 players named to USA Baseball's Golden Spikes Award midseason watch list...was Alabama's Friday night starter as a junior, going 5-4 with a 2.99 ERA and 74 strikeouts in a team-high 90.1 innings, holding opponents to a team-low .226 average...ranked tied for fourth in the Appalachian League in wins and would've won the league's ERA title, but fell five innings shy of qualifying.

Year	Club	W-L	ERA	G	GS	CG	SHO	SV	IP	H	R	ER	HR	HB	BB	SO	WP	BK
2016	Burlington (R)	6-1	2.17	11	10	0	0	0	49.2	34	13	12	3	8	9	43	4	1
2017	Lexington (A)	3-1	6.57	8	2	0	0	0	24.2	30	18	18	4	5	14	20	4	0
	Idaho Falls (R)	4-3	5.79	14	4	0	0	1	56.0	75	41	36	6	6	16	40	4	1
Minor League Totals		13-5	4.56	33	16	0	0	1	130.1	139	72	66	13	19	39	103	12	2

BROADWAY, MICHAEL (MIKE)

RHP

See Major League Bios, Page 156-157

BRONTSEMA, JOHN ALEXANDER

INF

HT: 6-2; WT: 185; BATS: Right; THROWS: Right
RESIDES: Santa Barbara, Calif.
SIGNED BY: Colin Gonzales

BORN: Dec. 13, 1994 in Santa Barbara, Calif.
OPENING DAY AGE: 23

ACQUIRED: Selected in the 26th round of the 2016 First-Year Player Draft

CAREER NOTES: 2013: Graduated from Santa Barbara High School (Calif.)...2014: Attended the University of California Irvine, going to the College World Series as a freshman...2016: Hit .289/.364/.389 with 35 runs in 47 games as the junior shortstop at UC Irvine...ranked second in the Arizona League in batting average, and third in hits and on-base percentage, earning Arizona League Postseason All-Star honors...last name is pronounced BRONT-sim-ah.

Year	Club	AVG	G	AB	R	H	2B	3B	HR	RBI	SH	SF	HP	BB	SO	SB	CS	E
2016	Surprise (R)	.343	47	175	34	60	9	1	0	24	0	3	4	13	30	9	4	19
	Wilmington (A+)	.250	3	12	1	3	0	0	0	0	0	0	0	3	0	0	0	0
2017	Lexington (A)	.323	52	161	31	52	12	1	4	21	0	2	10	17	41	6	2	13
	Wilmington (A+)	.226	22	62	5	14	2	0	1	2	1	0	0	5	19	0	1	5
Minor League Totals		.315	124	410	71	129	23	2	5	47	1	5	14	35	93	15	7	37

BURNS, WILLIAM (BILLY) JOHN

OF

See Major League Bios, Page 160-161

BURT, DAWON JAMARCUS NORMAN (D.J.)

INF

HT: 5-9; WT: 160; BATS: Right; THROWS: Right
RESIDES: Fuquay-Varina, N.C.
SIGNED BY: Casey Fahy

BORN: Oct. 13, 1995 in Raleigh, N.C.
OPENING DAY AGE: 22

ACQUIRED: Selected in the fourth round of the 2014 First-Year Player Draft

CAREER NOTES: 2014: Graduated from Fuquay-Varina High School (N.C.), where he hit .423 as a senior...committed to Marianna Chipola Junior College (Fla.) before signing with the Royals...2015: Ranked among Pioneer League leaders in sacrifice hits (first), runs and walks (third) and triples (tied for third) in his first full season...reached safely in 59 of his 62 starts with Idaho Falls, including his last 54 starts...ended the season on an 11-game hitting streak...2016: Ranked tied for second in the South Atlantic League in stolen bases and fourth in runs...2017: Limited to 103 games after missing the last month of the season with a left wrist injury...still ranked fifth in the Carolina League with 32 stolen bases, one shy of Amalani Fukofuka for most among Royals farmhands.

Year	Club	AVG	G	AB	R	H	2B	3B	HR	RBI	SH	SF	HP	BB	SO	SB	CS	E
2014	Burlington (R)	.215	49	144	17	31	1	0	2	9	0	1	3	15	25	7	3	7
2015	Idaho Falls (R)	.290	65	248	56	72	6	8	1	28	*10	2	3	40	58	20	7	18
2016	Lexington (A)	.257	125	474	74	122	16	5	4	59	5	5	7	51	108	43	17	20
2017	Wilmington (A+)	.227	103	365	52	83	19	5	0	29	7	4	5	64	101	32	13	15
Minor League Totals		.250	342	1231	199	308	42	18	7	125	22	12	18	170	292	102	40	60

CABRERA, ROVALDIS

LHP

HT: 5-10; WT: 176; BATS: Left; THROWS: Left
RESIDES: Santiago de los Caballeros, D.R.
SIGNED BY: Fausto Morel

BORN: Nov. 22, 1999 in Santiago de los Caballeros, D.R.
OPENING DAY AGE: 18

ACQUIRED: Signed as a non-drafted free agent, July 8, 2016

CAREER NOTES: 2017: Held opponents to one earned run or less in each of his first six career starts, posting a 1.61 ERA (5 ER in 28 IP) during that stretch with 22 strikeouts and just three walks.

Year	Club	W-L	ERA	G	GS	CG	SHO	SV	IP	H	R	ER	HR	HB	BB	SO	WP	BK
2017	Dominican Royals	1-1	2.21	9	8	0	0	0	36.2	38	13	9	1	1	4	26	3	1



CAMP, JUSTIN LUKE

RHP

HT: 6-1; WT: 240; BATS: Right; THROWS: Right

BORN: May 17, 1993 in Decatur, Ala.

RESIDES: Decatur, Ala.

OPENING DAY AGE: 24

SIGNED BY: Sean Gibbs

ACQUIRED: Selected in the 37th round of the 2016 First-Year Player Draft

CAREER NOTES: 2011: Graduated from Austin High School (Ala.), where he threw three no-hitters during his high school career...2015: Recorded eight saves as Auburn's closer...2016: Led Auburn with 14 starts...2017: Had a scoreless streak of 20.2 innings over nine appearances from June 5-July 13, including three appearances with Wilmington and six with Lexington, holding opponents to a .104 average (7-for-67) with 23 strikeouts...recorded 5.0 no-hit innings in relief on July 13 at Delmarva, pitching innings 11-15 in Lexington's 7-6 win in 21 innings, which resulted in South Atlantic League Pitcher of the Week honors (July 16)...has not allowed a home run in 83.2 career innings, including 49.2 innings in 2017, the second-most homerless innings among Royals farmhands, trailing only Angel Zerpa (63.2 IP).

Year	Club	W-L	ERA	G	GS	CG	SHO	SV	IP	H	R	ER	HR	HB	BB	SO	WP	BK
2016	Burlington (R)	0-3	1.85	16	0	0	0	2	34.0	33	10	7	0	3	7	32	3	0
2017	Lexington (A)	0-0	0.34	11	0	0	0	2	26.2	11	1	1	0	1	6	32	1	0
	Wilmington (A+)	0-2	3.63	11	0	0	0	1	22.1	19	10	9	0	3	13	10	3	0
	Omaha (AAA)	0-0	67.50	1	0	0	0	0	0.2	3	5	5	0	1	4	1	0	0
Minor League Totals		0-5	2.37	39	0	0	0	5	83.2	66	26	22	0	8	30	75	7	0

CANCEL, GABRIEL OCTAVIO

INF

HT: 6-1; WT: 185; BATS: Right; THROWS: Right

BORN: Dec. 8, 1996 in Manati, P.R.

RESIDES: Arecibo, P.R.

OPENING DAY AGE: 21

SIGNED BY: Johnny Ramos

ACQUIRED: Selected in the seventh round of the 2015 First-Year Player Draft

CAREER NOTES: 2016: Ranked among Appalachian League leaders in doubles (tied for second), extra-base hits (24, tied for third) and slugging percentage (.494, fifth)...2017: Named Organization All-Star at second base by MiLB.com...had a career-high 46 extra-base hits, fifth most among Royals farmhands...had his first career multi-home run game on April 28 vs. Hagerstown, and homered in back-to-back games three times: June 22-24, July 9-10 and Aug. 3-5.

Year	Club	AVG	G	AB	R	H	2B	3B	HR	RBI	SH	SF	HP	BB	SO	SB	CS	E
2015	Surprise (R)	.209	34	134	16	28	5	4	2	14	3	0	3	10	44	6	1	13
2016	Burlington (A)	.291	46	189	28	50	18	1	5	26	1	1	0	15	32	1	2	12
2017	Lexington (A)	.277	103	401	70	111	30	2	14	49	1	2	6	23	99	9	8	17
Minor League Totals		.267	183	707	114	189	53	7	21	89	5	3	9	48	175	16	11	42

CAPELLAN, DELVIN

RHP

HT: 6-1; WT: 167; BATS: Right; THROWS: Right

BORN: Dec. 6, 1998 in Guayubin, D.R.

RESIDES: Los Capellanes, D.R.

OPENING DAY AGE: 19

SIGNED BY: Fausto Morel

ACQUIRED: Signed as a non-drafted free agent, July 6, 2016

CAREER NOTES: 2017: Named Dominican Royals Pitcher of the Year in his first professional season...posted a 0.48 ERA (3 ER in 56 IP), the best single-season mark (min. 50 IP) among farmhands in the 49-year history of the Royals' organization...nine of his 12 starts were scoreless, including his last six...ended the season with a 27-inning scoreless streak.

Year	Club	W-L	ERA	G	GS	CG	SHO	SV	IP	H	R	ER	HR	HB	BB	SO	WP	BK
2017	Dominican Royals	3-2	0.48	12	12	0	0	0	56.0	32	4	3	1	0	3	48	4	0

CAPPS, HOLDEN

LHP

HT: 6-2; WT: 195; BATS: Right; THROWS: Left

BORN: March 24, 1995 in Lawton, Okla.

RESIDES: Lawton, Okla.

OPENING DAY AGE: 23

SIGNED BY: Chad Lee

ACQUIRED: Selected in the eighth round of the 2017 First-Year Player Draft

CAREER NOTES: 2013: Graduated from Lawton High School (Okla.), where he earned All-District, All-Area and All-State honors as a senior...2014-15: Attended Redlands Community College in El Reno, Okla....2016: Transferred to UNC Charlotte...2017: Transferred to University of Central Oklahoma, where he led the Broncos to the postseason for the first time since 2006.

Year	Club	W-L	ERA	G	GS	CG	SHO	SV	IP	H	R	ER	HR	HB	BB	SO	WP	BK
2017	Surprise (R)	0-1	3.00	4	2	0	0	0	12.0	12	6	4	0	0	4	11	4	0
	Idaho Falls (R)	1-3	5.49	9	9	0	0	0	41.0	52	33	25	2	4	15	34	6	0
Minor League Totals		1-4	4.92	13	11	0	0	0	54.0	64	39	29	2	4	19	45	10	0



MINOR LEAGUE BIOS (CONT.)

CARABALLO, JOSE ABEL

OF

HT: 6-1; WT: 180; BATS: Right; THROWS: Right

BORN: Jan. 7, 1997 in Sabaneta, Venezuela

RESIDES: Restauracion, D.R.

OPENING DAY AGE: 21

SIGNED BY: Fausto Morel, Alvin Cuevas

ACQUIRED: Signed as a non-drafted free agent, July 2, 2013

CAREER NOTES: **2015:** Ranked among team leaders in doubles (first) stolen bases (first), RBI (tied for second) and hits (fourth)...had team-high 15-game hitting streak from July 7-25...**2016:** Ranked second on the team in batting average and home runs.

Year	Club	AVG	G	AB	R	H	2B	3B	HR	RBI	SH	SF	HP	BB	SO	SB	CS	E
2014	Dominican Royals	.245	55	192	27	47	8	4	2	30	2	1	5	12	42	5	3	4
2015	Dominican Royals	.269	56	197	30	53	13	3	0	23	3	1	5	19	48	15	6	0
2016	Dominican Royals	.287	48	171	28	49	9	1	6	22	3	1	3	13	40	2	3	2
2017	Burlington (R)	.222	3	9	2	2	0	0	0	2	0	0	0	1	4	0	1	0
	Surprise (R)	.217	43	161	21	35	13	1	4	17	1	2	1	9	70	0	0	4
Minor League Totals		.264	158	556	85	147	30	8	8	75	8	3	13	44	130	22	11	6

CARRASCO, DENNICHER

INF

HT: 5-11; WT: 195; BATS: Right; THROWS: Right

BORN: Oct. 12, 1995 in Santo Domingo Centro, D.R.

RESIDES: Santo Domingo, D.R.

OPENING DAY AGE: 22

SIGNED BY: Edis Perez

ACQUIRED: Signed as a non-drafted free agent, Nov. 16, 2015

CAREER NOTES: **2016:** Led his team in home runs and walks...**2017:** Ranked third in the Appalachian League with 118 total bases...also led his team in doubles, home runs and RBI.

Year	Club	AVG	G	AB	R	H	2B	3B	HR	RBI	SH	SF	HP	BB	SO	SB	CS	E
2016	Dominican Royals	.263	63	224	43	59	11	0	7	26	0	2	4	33	42	5	3	4
2017	Burlington (R)	.288	61	236	34	68	14	3	10	41	0	5	2	12	38	1	0	9
Minor League Totals		.276	124	460	77	127	25	3	17	67	0	7	6	45	80	6	3	13

CASH, BENJAMIN

INF

HT: 6-5; WT: 227; BATS: Left; THROWS: Left

BORN: Jan. 19, 1999 in Auburn, Ga.

RESIDES: Dacula, Ga.

OPENING DAY AGE: 23

SIGNED BY: Sean Gibbs

ACQUIRED: Signed as a non-drafted free agent, June 15, 2016

Year	Club	AVG	G	AB	R	H	2B	3B	HR	RBI	SH	SF	HP	BB	SO	SB	CS	E
2017	Burlington (R)	.173	27	75	16	13	6	0	2	9	0	1	1	16	37	0	0	5

CASTELLANO, ANGELO ALFONSO

INF

HT: 6-0; WT: 165; BATS: Right; THROWS: Right

BORN: Jan. 13, 1995 in San Diego, Venezuela

RESIDES: San Diego, Venezuela

OPENING DAY AGE: 23

SIGNED BY: Alberto Garcia, Richard Castro, Orlando Estevez

ACQUIRED: Signed as a non-drafted free agent, July 16, 2011

CAREER NOTES: **2013:** Dominican Royals Player of the Year...**2016:** Struck out once every 10.50 plate appearances, the fifth-best rate in the Pioneer League...made starts at second base (36), shortstop (15) and third base (13)...**2017:** Hit eight home runs in 433 at-bats (54.1 AB/HR) after hitting just two HR in his previous 957 at-bats (478.5 AB/HR).

Year	Club	AVG	G	AB	R	H	2B	3B	HR	RBI	SH	SF	HP	BB	SO	SB	CS	E
2012	Dominican Royals	.248	52	153	19	38	3	1	0	10	11	1	4	25	19	4	6	9
2013	Dominican Royals	.265	67	223	25	59	8	1	0	25	5	1	3	30	25	9	5	10
2014	Burlington (R)	.183	42	115	11	21	6	0	0	8	3	2	2	6	15	4	0	1
2015	Burlington (R)	.230	58	213	24	49	4	2	0	17	9	1	3	13	26	2	2	9
	Lexington (A)	.125	4	16	1	2	0	0	0	1	0	0	1	0	1	0	0	0
2016	Idaho Falls (R)	.283	64	237	50	67	10	4	2	47	5	4	6	21	26	11	5	17
2017	Lexington (A)	.245	116	433	63	106	14	2	8	43	6	3	3	51	81	19	10	12
Minor League Totals		.246	403	1390	193	342	45	10	10	151	12	12	22	146	193	49	28	58

CASTILLO, ADRIAM

RHP

HT: 6-0; WT: 190; BATS: Right; THROWS: Right

BORN: Nov. 19, 1998 in Boca Chica, D.R.

RESIDES: Boca Chica, D.R.

OPENING DAY AGE: 19

SIGNED BY: Rene Francisco

ACQUIRED: Signed as a non-drafted free agent, Dec. 12, 2015

Year	Club	W-L	ERA	G	GS	CG	SHO	SV	IP	H	R	ER	HR	BB	SO	WP	BK	
2016	Dominican Royals	1-0	4.50	4	0	0	0	0	6.0	2	4	3	0	0	5	7	4	0
2017	Dominican Royals	4-1	2.22	13	6	0	0	1	44.2	24	12	11	0	7	13	37	1	3
Minor League Totals		5-1	2.49	17	6	0	0	1	50.2	26	16	14	0	7	18	44	5	3



CASTILLO, CRISTIAN

LHP

HT: 6-0; WT: 190; BATS: Left; THROWS: Left
 RESIDES: Monterrey, Mexico
 SIGNED BY: Orlando Estevez, Rene Franciso
 ACQUIRED: Signed as a non-drafted free agent, Dec. 15, 2014

BORN: Sept. 25, 1994 in Monterrey, Mexico
 OPENING DAY AGE: 22

CAREER NOTES: **2015:** Led DSL Royals in starts, innings and strikeouts...**2016:** Named Burlington and Appalachian Pitcher of the Year honors, ranking among the league's leaders in innings (tied for first), opponents' average (.212, first), strikeouts (second), WHIP (0.99, second), wins (tied for fourth) and ERA (fifth)...also named a 2015 season All-Star...recorded first career shutout on July 29, posting a career-high 11 strikeouts in 9.0 scoreless, one-hit innings...**2017:** Recorded career highs in wins, starts and innings in his first year of full-season ball to earn Carolina League midseason All-Star honors...recorded 8.0 scoreless innings on three hits in wins on June 15 vs. Salem and July 9 at Potomac.

Year	Club	W-L	ERA	G	GS	CG	SHO	SV	IP	H	R	ER	HR	HB	BB	SO	WP	BK
2015	Dominican Royals	0-4	2.67	14	14	0	0	0	67.1	52	28	20	4	4	15	58	6	0
2016	Burlington (R)	6-3	3.12	12	12	1	1	0	72.0	57	28	25	3	4	14	73	6	0
2017	Wilmington (A+)	7-12	4.13	26	26	0	0	0	141.2	155	79	65	11	7	48	105	11	0
Minor League Totals		13-19	3.52	52	52	1	1	0	281.0	264	135	110	18	15	77	236	23	0

CLONEY, J.C.

LHP

HT: 6-1; WT: 226; BATS: Left; THROWS: Left
 RESIDES: Castaic, Calif.
 SIGNED BY: Ken Munoz

BORN: Aug. 3, 1994 in Castaic, Calif.
 OPENING DAY AGE: 23

ACQUIRED: Selected in the ninth round of the 2017 First-Year Player Draft
 CAREER NOTES: **2012:** Graduated from West Ranch High School (Calif.), where he earned CIF Player of the year honors as a senior...**2014:** Attended The College of the Canyons (Calif.), where he went 7-3 with a 2.36 ERA and 89 strikeouts in 87.2 innings, earning Western State Conference Pitcher of the Year honors as a freshman...**2016:** Transferred to Arizona, where he was the Opening Day starter for the Wildcats and went 8-4 with a 2.45 ERA in 110.1 innings...named to College World Series All-Tournament Team, going 2-0 in 16 scoreless innings...**2017:** Had 35 strikeouts and three walks in his pro debut (11.67 SO/BB), the second best strikeout-to-walk rate among Royals farmhands (min. 40 IP).

Year	Club	W-L	ERA	G	GS	CG	SHO	SV	IP	H	R	ER	HR	HB	BB	SO	WP	BK
2017	Burlington (R)	3-1	3.77	12	7	0	0	0	43.0	44	19	18	4	1	3	35	1	0

COLLADO, OFFERMAN ARTURO

INF

HT: 5-10; WT: 140; BATS: Left; THROWS: Right
 RESIDES: Santiago de los Caballeros, D.R.
 SIGNED BY: Fausto Morel

BORN: June 10, 1996 in Santiago de los Caballeros, D.R.
 OPENING DAY AGE: 21

ACQUIRED: Signed as a non-drafted free agent, May 23, 2013
 Career Note: **2014:** Dominican Summer League midseason All-Star.

Year	Club	AVG	G	AB	R	H	2B	3B	HR	RBI	SH	SF	HP	BB	SO	SB	CS	E
2013	Dominican Royals	.262	18	65	11	17	1	0	0	6	1	2	0	8	12	3	2	4
2014	Dominican Royals	.287	53	178	27	51	2	3	1	21	1	2	2	33	28	8	9	7
2015	Dominican Royals	.286	56	199	28	57	8	3	0	16	3	0	0	31	11	8	7	7
2016	Surprise (R)	.250	22	80	5	20	3	0	0	9	2	0	1	3	12	0	1	4
2017	Idaho Falls (R)	.250	41	156	28	39	3	2	0	16	5	0	0	22	24	9	3	18
Minor League Totals		.273	189	673	98	184	17	8	1	68	12	4	3	97	87	28	22	42

COLLINS, ROMAN MALIK

OF

HT: 6-2; WT: 210; BATS: Left; THROWS: Left
 RESIDES: Boca Raton, Fla.
 SIGNED BY: Alex Mesa

BORN: June 17, 1994 in North Maple Grove, Minn.
 OPENING DAY AGE: 23

ACQUIRED: Selected in the fifth round of the 2015 First-Year Player Draft
 Career Note: **2012:** Graduated from Maple Grove High School (Minn.)...**2014:** Attended Des Moines Community College, where he hit .435, led the nation with 75 RBI and ranked third with 91 hits, earning the National Junior College Athletic Association Division II Player of the Year and All-American honors...**2015:** Transferred to Florida Atlantic, where he hit .296/.394/.481 with 64 hits and 53 RBI in 57 games for the Owls...ranked tied for fourth among Pioneer League batters in walks during his pro debut...**2016:** Hit .336/.398/.486 in 40 games for the Melbourne Aces of the Australian Winter League, ranking among the league's leaders in total bases (tied for second), batting average (third), hits (49, third) and runs (25, tied for fourth)...**2017:** Led the team with 24 doubles, 37 extra-base hits and tied for the team lead with 53 RBI.

Year	Club	AVG	G	AB	R	H	2B	3B	HR	RBI	SH	SF	HP	BB	SO	SB	CS	E
2015	Idaho Falls (R)	.292	68	267	49	78	14	6	4	45	0	3	1	36	34	11	4	4
2016	Lexington (A)	.246	90	354	50	87	13	4	9	36	0	1	2	37	64	11	6	1
	Wilmington (A+)	.222	21	72	6	16	3	0	0	5	0	1	0	5	10	2	0	1
2017	Wilmington (A+)	.227	131	480	48	109	24	5	8	53	0	4	2	44	117	4	2	8
Minor League Totals		.247	310	1173	153	290	54	15	21	139	0	9	5	122	225	28	12	14

COLLINS, TYLER

OF

See Major League Bios, Pages 162-163



MINOR LEAGUE BIOS (CONT.)

COX, BRADY

C

HT: 5-10; WT: 200; BATS: Right; THROWS: Right
RESIDES: Fort Worth, Texas
SIGNED BY: Chad Lee

BORN: Oct. 24, 1994 in Fort Worth, Texas
OPENING DAY AGE: 23

ACQUIRED: Selected in the 36th round of the 2017 First-Year Player Draft

CAREER NOTES: 2013: Graduated from Arlington Heights High School (Texas), where he hit .427 as a senior and was named District 7-4A MVP...2014-17: Attended the University of Texas Arlington, where he was a finalist for the Johnny Bench Award in 2016 and '17...2016: Led team in batting average (.365) hits (81) and on-base percentage (.427)...2017: Named preseason All-Sun Belt Conference and made starts at third base (36), catcher (16) and first base (one)...named one of 30 candidates for the prestigious Senior CLASS Award, an acronym for Celebrating Loyalty and Achievement for Staying in School...one of two Sun Belt Conference student-athletes on the list, joining Royals' 32nd-round pick, Andrew Beckwith.

Year	Club	AVG	G	AB	R	H	2B	3B	HR	RBI	SH	SF	HP	BB	SO	SB	CS	E
2017	Surprise (R)	.145	23	55	14	8	0	1	1	4	0	0	6	10	16	1	0	2

CRAMER, GABRIEL ISAAC

RHP

HT: 6-2; WT: 205; BATS: Right; THROWS: Right
RESIDES: Santa Rosa, Calif.
SIGNED BY: Dan Ontiveros

BORN: Nov. 1, 1994 in Santa Rosa, Calif.
OPENING DAY AGE: 23

ACQUIRED: Signed as a non-drafted free agent, July 9, 2015

CAREER NOTES: 2016: Recorded 57 strikeouts in 43.2 innings, posting the second-best SO/9 (11.7) among Royals farmhands (min. 40.0 IP)...2017: Recorded 27 strikeouts to just two walks over 13.2 innings with one win and three saves in six appearances, before being placed on the seven-day DL on May 22 with a shoulder injury, which forced him to miss the rest of the season.

Year	Club	W-L	ERA	G	GS	CG	SHO	SV	IP	H	R	ER	HR	HB	BB	SO	WP	BK
2015	Surprise (R)	1-1	1.93	4	0	0	0	1	4.2	2	1	1	0	1	2	8	0	0
	Burlington (R)	1-2	7.42	9	0	0	0	0	13.1	16	11	11	1	0	4	17	1	0
2016	Lexington (A)	3-2	4.12	27	0	0	0	4	43.2	38	22	20	4	4	23	57	4	1
2017	Wilmington (A+)	1-0	1.98	6	0	0	0	3	13.2	11	3	3	1	0	2	27	0	0
Minor League Totals		6-5	4.18	46	0	0	0	8	75.1	67	37	35	6	5	31	109	5	1

DALE, RYAN JOE

INF

HT: 6-3; WT: 180 BATS: Right THROWS: Right
RESIDES: Melbourne, Australia
SIGNED BY: Charlie Kim, Rene Francisco

BORN: March 16, 1996 in Mitcham, Australia
OPENING DAY AGE: 22

ACQUIRED: Signed as a non-drafted free agent, July 30, 2012

CAREER NOTES: 2014: Graduated from McKinnon Secondary School in Melbourne...2012-16: Played for the Melbourne Aces of the Australian Baseball League...2017: Made appearances at first base (13), third base (four), designated hitter (three), and relief pitcher (three)...father, Phil, played in the Reds' organization from 1985-88 and is an international scouting coordinator with the Atlanta Braves.

Year	Club	AVG	G	AB	R	H	2B	3B	HR	RBI	SH	SF	HP	BB	SO	SB	CS	E
2013	Surprise (R)	.237	27	76	7	18	4	0	5	3	2	0	10	33	3	0	11	
2014	Burlington (R)	.171	34	105	6	18	1	0	10	1	1	0	6	36	0	3	14	
2015	Idaho Falls (R)	.203	47	153	18	31	6	1	2	14	2	0	10	16	60	0	12	
2016	Idaho Falls (R)	.242	31	120	21	29	5	0	2	20	0	2	0	7	45	1	6	
2017	Burlington (R)	.095	20	63	5	6	1	0	0	0	1	0	1	5	28	0	5	
Minor League Totals		.197	159	517	56	102	17	1	4	49	7	5	14	44	202	4	4	48

DAVILA, GARRETT OSCAR

LHP

HT: 6-2; WT: 180; BATS: Left; THROWS: Left
RESIDES: Belmont, N.C.
SIGNED BY: Casey Fahy

BORN: Jan. 17, 1997 in Dallas, Texas
OPENING DAY AGE: 21

ACQUIRED: Selected in the fourth round of the 2015 First-Year Player Draft

CAREER NOTES: 2015: Graduated from South Point High School (N.C.), where he finished 8-0 with a 0.11 ERA and 116 strikeouts in 64.1 innings as a senior, holding opponents scoreless over the entire season until his final appearance, a first-round state playoff victory...led South Point to Big South 2A/3A Conference title and earned Big South and Gazette Player of the Year honors...signed with Kansas City, foregoing commitment to the University of Tennessee...2016: Named Baseball America Rookie All-Star, ranking among the Appalachian League leaders in wins (tied for second), ERA (third), innings (tied for fourth) and opponents' average (.237, fifth)

Year	Club	W-L	ERA	G	GS	CG	SHO	SV	IP	H	R	ER	HR	HB	BB	SO	WP	BK
2016	Burlington (R)	7-0	2.77	12	12	0	0	0	65.0	56	21	20	2	3	27	55	4	1
2017	Lexington (A)	8-8	5.08	27	21	0	0	3	125.2	127	78	71	8	18	52	92	6	1
Minor League Totals		15-8	4.30	39	33	0	0	3	190.2	183	99	91	10	21	79	147	10	2

**DE LEON, JOSE ENRIQUE****RHP**

HT: 5-11; WT: 175; BATS: Right; THROWS: Right

BORN: April 19, 1995 in Barahona, D.R.

RESIDES: Barahona, D.R.

OPENING DAY AGE: 22

SIGNED BY: Edis Perez

ACQUIRED: Signed as a non-drafted free agent, Aug. 15, 2014

CAREER NOTES: Has not allowed a home run in 53.2 career innings, including 25.0 innings between two levels in 2017.

Year	Club	W-L	ERA	G	GS	CG	SHO	SV	IP	H	R	ER	HR	HB	BB	SO	WP	BK
2015	Dominican Royals	0-0	2.53	8	0	0	0	0	10.2	5	5	3	0	1	10	12	2	0
2016	Dominican Royals	2-1	2.00	12	0	0	0	1	18.0	15	6	4	0	2	10	17	7	0
2017	Surprise (R)	3-1	7.16	9	0	0	0	0	16.1	20	14	13	0	3	11	12	4	0
	Idaho Falls (R)	1-0	9.35	5	0	0	0	0	8.2	12	12	9	0	1	8	7	3	0
Minor League Totals		6-2	4.86	34	0	0	0	1	53.2	52	37	29	0	7	39	48	16	0

DE LOS SANTOS, KELVIN**RHP**

HT: 6-4; WT: 215; BATS: Right; THROWS: Right

BORN: Feb. 13, 1998 in La Vega, D.R.

RESIDES: La Vega, D.R.

OPENING DAY AGE: 20

SIGNED BY: Fausto Morel

ACQUIRED: Signed as a non-drafted free agent, July 22, 2016

Year	Club	W-L	ERA	G	GS	CG	SHO	SV	IP	H	R	ER	HR	HB	BB	SO	WP	BK
2017	Dominican Royals	1-1	5.40	9	0	0	0	0	11.2	15	7	7	0	1	7	5	3	0

DE SAN MIGUEL, ALLAN MURRAY**C**

HT: 5-9; WT: 205; BATS: Right; THROWS: Right

BORN: Feb. 1, 1988 in Perth, Australia

RESIDES: Perth, Australia

OPENING DAY AGE: 30

ACQUIRED: Signed as a minor-league free agent, Feb. 13, 2016

CAREER NOTES: **2004:** Originally signed by Minnesota as an undrafted free agent on Aug. 18...**2006-07:** Named best defensive catcher in the Twins' organization by *Baseball America*...**2007:** Missed significant time due to ankle and finger injuries...**2012:** Signed as a Minor League free agent with Baltimore on Dec. 5...**2014:** Joined Southern Maryland of the independent Atlantic League...**2010-17:** Played in Australian Baseball League for his hometown Perth Heat each off-season.

Year	Club	AVG	G	AB	R	H	2B	3B	HR	RBI	SH	SF	HP	BB	SO	SB	CS	E
2005	GCL Twins (R)	.204	23	54	9	11	3	0	1	11	1	0	4	3	14	1	2	0
	Fort Myers (A)	.242	11	33	3	8	2	0	0	4	0	1	1	4	11	0	0	2
2006	Beloit (A)	.208	71	202	42	10	0	0	21	7	1	12	17	61	2	0	6	
2007	Beloit (A)	.190	34	105	10	20	3	0	4	20	2	2	2	9	33	1	3	3
	Fort Myers (A)	.333	1	3	0	1	0	0	0	0	0	0	0	1	0	0	0	
2008	Beloit (A)	.269	45	130	22	35	9	0	1	25	4	1	7	21	39	1	2	8
	Fort Myers (A)	.123	24	65	5	8	1	1	1	5	2	2	1	8	21	0	0	
2009	Beloit (A)	.333	3	9	3	3	1	0	0	2	0	0	0	3	2	0	0	1
	Fort Myers (A)	.231	36	91	9	21	2	0	1	10	3	1	2	21	26	0	1	3
	New Britain (AA)	.196	22	56	13	11	4	1	0	8	1	1	3	15	20	0	0	2
	Rochester (AAA)	1.000	2	1	0	1	0	0	0	0	0	0	0	0	0	0	0	0
2010	Fort Myers (A)	.194	49	139	17	27	6	0	5	24	4	2	4	31	53	1	0	6
	New Britain (AA)	.217	16	46	7	10	3	0	0	8	1	1	1	10	18	0	0	0
	Rochester (AAA)	.074	22	68	5	5	0	0	1	3	2	0	0	6	28	0	0	4
2011	New Britain (AA)	.190	13	42	5	8	2	0	0	2	1	0	0	3	15	0	0	1
2012	Frederick (A)	.260	30	104	16	27	7	0	2	17	0	1	4	12	29	3	1	3
	Bowie (AA)	.225	31	111	13	25	8	1	4	18	0	1	0	15	33	1	0	0
	Norfolk (AAA)	.000	2	3	0	0	0	0	0	0	0	0	0	0	1	0	0	0
2013	Frederick (A)	.240	65	221	31	53	10	0	10	33	1	0	10	34	57	3	1	4
2014	So. Maryland (Ind.)	.203	61	187	20	38	7	1	5	21	5	1	3	20	51	0	1	1
2015	Rochester (AAA)	.375	3	8	0	3	1	0	0	0	0	0	0	4	0	1	0	0
2016	NW Arkansas (AA)	.180	20	61	5	11	1	0	1	5	1	1	1	5	11	0	0	0
	Omaha (AAA)	.200	10	30	6	6	3	0	0	2	0	1	1	1	5	0	0	1
2017	NW Arkansas (AA)	.237	34	114	8	27	8	0	1	10	0	0	4	8	26	0	1	1
Minor League Totals		.214	567	1696	207	363	84	3	32	228	30	16	57	226	508	13	12	45



MINOR LEAGUE BIOS (CONT.)

DEVITO, CHRIS

INF

HT: 6-2; WT: 220; BATS: Left; THROWS: Right
RESIDES: Northridge, Calif.
SIGNED BY: Ken Munoz

BORN: Dec. 1, 1994 in Northridge, Calif.
OPENING DAY AGE: 23

ACQUIRED: Selected in the eighth round of the 2016 First-Year Player Draft
CAREER NOTES: 2013: Graduated from Chatsworth High School (Calif.)...2016: Hit .375/.448/.685 with 16 home runs while playing catcher and designated hitter for New Mexico, winning District VIII Player of the Year honors by the National Collegiate Baseball Writers Association of America...led Burlington in home runs and ranked second in the Appalachian League in RBI...2017: Named Player of the Week in the South Atlantic League (April 23) and Carolina League (June 4)...led all Minor League players in total bases (86), home runs (11, tied) and RBI (38) when he was promoted to Wilmington on May 11...overall, ranked second among Royals farmhands with 91 RBI and fourth with 21 HR.

Year	Club	AVG	G	AB	R	H	2B	3B	HR	RBI	SH	SF	HP	BB	SO	SB	CS	E
2016	Burlington (R)	.261	60	218	34	57	13	0	9	50	0	5	0	31	45	2	0	3
2017	Lexington (A)	.347	30	121	25	42	10	0	11	38	0	3	1	6	32	0	1	1
	Wilmington (A+)	.240	103	387	38	93	21	2	10	53	0	1	3	23	91	0	0	5
Minor League Totals		.264	193	726	97	192	44	2	30	141	0	9	4	60	168	2	1	9

DEWEES, DONNIE

OF

See Major League Bios, Page 164

DIAZ, CARLOS EDUARDO

INF

HT: 5-8; WT: 145; BATS: Switch; THROWS: Right
RESIDES: Carabobo, Venezuela
SIGNED BY: Juan Carlos Indriago, Richard Castro

BORN: Nov. 15, 1992 in Carabobo, Venezuela
OPENING DAY AGE: 25

ACQUIRED: Signed as a non-drafted free agent, Sept. 18, 2012

Year	Club	AVG	G	AB	R	H	2B	3B	HR	RBI	SH	SF	HP	BB	SO	SB	CS	E
2013	Dominican Royals	.266	65	229	40	61	10	1	0	18	4	4	8	20	23	18	10	10
2014	Dominican Royals	.279	68	240	32	67	9	4	0	23	4	1	4	13	19	21	10	16
2015	Surprise (R)	.301	39	146	30	44	3	0	0	15	5	2	3	4	13	8	2	9
	Idaho Falls (R)	.182	3	11	1	2	0	0	0	1	0	0	0	0	2	0	0	1
2016	Wilmington (A)	.241	50	172	158	38	7	0	0	9	8	1	1	4	29	3	7	12
	NW Arkansas (AA)	.279	17	43	4	12	1	0	0	1	1	0	0	4	6	1	1	4
	Omaha (AAA)	.133	6	15	1	2	0	0	0	0	0	0	0	0	1	0	1	1
2017	Omaha (AAA)	.286	4	7	0	2	0	0	0	1	0	1	0	0	0	0	1	0
	NW Arkansas (AA)	.215	38	107	8	23	4	0	0	5	3	0	1	3	29	1	1	8
	Wilmington (A+)	.091	13	22	0	2	0	0	0	1	3	1	1	2	4	0	1	3
Minor League Totals		.259	303	978	126	253	34	5	0	74	28	10	18	50	126	52	34	64

DINI, NICHOLAS CARL

C

See Major League Bios, Page 165

DOWNES, BRANDON KYLE

OF

HT: 6-3; WT: 195; BATS: Right; THROWS: Right
RESIDES: South Plainfield, N.J.
SIGNED BY: Jim Farr

BORN: Sept. 29, 1992 in Plainfield, N.J.
OPENING DAY AGE: 25

ACQUIRED: Selected in the seventh round of the 2014 First-Year Player Draft

CAREER NOTES: 2010: Hit 15 home runs as a high school junior, one shy of the New Jersey single-season mark...2011: Graduated South Plainfield High School (N.J.), where he was a catcher...selected by Boston in the 43rd round of the First-Year Player Draft, but chose to attend the University of Virginia...2013: Batted .316 with 10 home runs and 59 RBI as a sophomore and ranked among the top 10 players in the country in triples and runs...2015: Ranked second on team in doubles, home runs and RBI for Lexington...2016: Ranked second among Royals farmhands with 36 doubles, 34 of which came at Wilmington, where he ranked fifth in the Carolina League in two-base hits...2017: Named Carolina League Player of the Week on July 2...hit 13 home runs in just 261 at-bats (20.08 AB/HR), the second-best rate among Royals Minor Leaguers, trailing only Jorge Soler...missed 10 weeks due to left hand and quad injuries.

Year	Club	AVG	G	AB	R	H	2B	3B	HR	RBI	SH	SF	HP	BB	SO	SB	CS	E
2014	Idaho Falls (R)	.308	41	169	31	52	13	4	3	23	1	3	5	10	41	6	4	1
2015	Lexington (A)	.251	106	391	52	98	29	3	14	59	5	4	6	31	115	19	7	5
	Wilmington (A+)	.000	1	1	0	0	0	0	0	0	0	0	0	0	1	0	0	0
2016	Wilmington (A+)	.230	130	478	56	110	34	3	12	66	0	7	11	41	170	19	6	6
	Omaha (AAA)	.308	5	13	3	4	2	0	0	0	0	0	0	1	5	0	0	0
2017	Wilmington (A+)	.245	72	261	37	64	12	4	13	35	1	2	6	30	70	2	3	6
Minor League Totals		.250	355	1313	179	328	90	14	42	183	8	16	28	113	402	46	20	18



DRABBLE, DILLON

RHP

HT: 6-2; **WT:** 190; **BATS:** Right; **THROWS:** Right

BORN: July 12, 1996 in Texarkana, Ark.

RESIDES: Texarkana, Ark.

OPENING DAY AGE: 21

SIGNED BY: Chad Lee

ACQUIRED: Selected in the 17th round of the 2016 First-Year Player Draft

CAREER NOTES: **2014:** Graduated Genoa Central High School (Ark.), leading his school to the 3A State Championship as a senior for the second time in three years...**2016:** Led Seminole State College to a conference championship, going 8-2 with a 3.69 ERA and 82 strikeouts in 70.2 innings...signed a National Letter of Intent to play at Texas A&M before signing with the Royals...ranked fourth in the Arizona League in innings.

Year	Club	W-L	ERA	G	GS	CG	SHO	SV	IP	H	R	ER	HR	HB	BB	SO	WP	BK
2016	Surprise (R)	4-2	3.88	14	7	0	0	0	60.1	71	33	26	3	1	9	51	1	0
2017	Surprise (R)	0-0	3.95	6	3	0	0	0	13.2	16	8	6	0	1	6	6	3	0
	Idaho Falls (R)	2-3	5.25	7	7	0	0	0	36.0	51	32	21	3	1	16	33	2	0
Minor League Totals		6-5	4.34	27	17	0	0	0	110.0	138	73	53	6	3	31	90	6	0

DUDEK, JOE

INF

HT: 6-1; **WT:** 195; **BATS:** Left; **THROWS:** Left

BORN: Jan. 6, 1995 in Wall Township, N.J.

RESIDES: Wall Township, N.J.

OPENING DAY AGE: 23

SIGNED BY: Sean Gibbs

ACQUIRED: Signed as a non-drafted free agent, July 28, 2016

CAREER NOTES: **2013:** Graduated from Christian Brothers Academy (N.J.)...**2016:** Ranked tied for second on the team in home runs, despite only 104 at-bats...47.2 percent of his hits went for extra bases.

Year	Club	AVG	G	AB	R	H	2B	3B	HR	RBI	SH	SF	HP	BB	SO	SB	CS	E
2016	Idaho Falls (R)	.346	30	104	19	36	11	0	6	29	0	0	0	24	27	0	0	0
2017	Lexington (A)	.204	77	265	38	54	16	0	9	39	0	3	0	36	93	0	0	5
Minor League Totals		.244	107	369	57	90	27	0	15	68	0	3	0	60	120	0	0	5

DZIEDZIC, JONATHAN

LHP

HT: 6-0; **WT:** 200; **BATS:** Right; **THROWS:** Left

BORN: Feb. 4, 1991 in Houston, Texas

RESIDES: Humble, Texas

OPENING DAY AGE: 27

SIGNED BY: Mitch Thompson

ACQUIRED: Selected in the 13th round of the 2013 First-Year Player Draft

CAREER NOTES: **2009:** Graduated from Atascocita High School (Texas)...recorded a no-hitter and posted a school-record 110 strikeouts as a senior...**2010-13:** Attended Lamar University (Texas)...finished as the school's all-time strikeout leader (317)...**2014:** Named Carolina League All-Star, finishing second in the league with a 2.52 ERA...**2015:** Named Northwest Arkansas Pitcher of the Year...ranked third in the Texas League in ERA (3.12) and tied for third in wins (10)...**2016:** Earned Pacific Coast League Pitcher of the Week honors (April 17) for a 3-0 win at New Orleans in which he recorded 7.0 scoreless innings...**2017:** Earned Pacific Coast League Pitcher of the Week honors (April 16) after recording 12.1 scoreless innings in two starts, both wins...placed on the 7-day DL on June 30 and did not return.

Year	Club	W-L	ERA	G	GS	CG	SHO	SV	IP	H	R	ER	HR	HB	BB	SO	WP	BK
2013	Idaho Falls (R)	2-0	2.68	12	11	0	0	0	50.1	45	16	15	1	0	14	47	7	0
2014	Wilmington (A+)	6-7	2.52	24	24	0	0	0	125.0	122	40	35	5	2	37	113	4	0
2015	NW Arkansas (AA)	10-6	3.12	26	25	1	0	0	138.1	138	57	48	9	1	35	93	4	0
	Omaha (AAA)	0-1	21.60	1	1	0	0	0	3.1	10	8	8	3	0	2	4	0	0
2016	Omaha (AAA)	5-10	4.05	26	25	0	0	0	140.0	134	77	63	12	3	63	107	5	1
2017	Omaha (AAA)	3-3	4.73	9	9	0	0	0	45.2	45	24	24	8	0	15	38	3	0
Minor League Totals		26-27	3.46	98	95	1	0	0	502.2	494	222	193	38	6	166	402	23	1

ECKERT, TRAVIS

RHP

HT: 6-2; **WT:** 190; **BATS:** Right; **THROWS:** Right

BORN: Dec. 28, 1993 in Austin, Texas

RESIDES: Austin, Texas

OPENING DAY AGE: 24

SIGNED BY: Joe Ross

ACQUIRED: Selected in the seventh round of the 2016 First-Year Player Draft

CAREER NOTES: **2012:** Graduated from Stephen F. Austin High School (Texas)...**2015:** Drafted by San Francisco in the 20th round, but did not sign...**2016:** Went 6-4 with a 3.28 ERA in 14 starts at Oregon State, including a two-hit shutout vs. USC on May 20 in which he was perfect through the first 6.2 innings...**2017:** Suspended 50 games on Nov. 11 for violating the Minor League Drug Testing Program and will begin serving the suspension in 2018...his grandfather, Travis Eckert, played in the Chicago Cubs' organization from 1954-55.

Year	Club	W-L	ERA	G	GS	CG	SHO	SV	IP	H	R	ER	HR	HB	BB	SO	WP	BK
2016	Burlington (R)	4-1	3.43	11	10	0	0	0	44.2	44	19	17	1	0	11	48	7	0
2017	Lexington (A)	6-9	5.65	28	19	1	0	0	124.1	142	82	78	7	11	46	85	9	0
Minor League Totals		10-10	5.06	39	29	1	0	0	169.0	186	101	95	8	11	57	133	16	0



MINOR LEAGUE BIOS (CONT.)

EDWARDS, ANDREW

RHP

HT: 6-5; WT: 260; BATS: Right; THROWS: Right
RESIDES: Gilbertsville, Ky.
SIGNED BY: Jason Bryans

BORN: Oct. 7, 1991 in Benton, Ky.
OPENING DAY AGE: 26

ACQUIRED: Selected in the 19th round of the 2013 First-Year Player Draft
CAREER NOTES: 2012: Attended Rend Lake College (Ill.)...posted a 1.94 ERA and 73 strikeouts in 69.1 innings...2013: Transferred to Western Kentucky...posted a 1.16 ERA (3 ER in 23.1 IP) with nine saves between two stops in his professional debut...ranked third in the Appalachian League with eight saves...2014: Allowed just three home runs in a career-high 86.1 innings (0.3 HR/9)...2015: Finished the season with 11 consecutive scoreless outings over seven appearances...went 1-0 with a 2.25 ERA (3 ER in 12.0 IP) in nine outings with the Surprise Saguaros of the Arizona Fall League...2016: Made a career-high 42 appearances with a 3.96 ERA (27 ER in 61.1 IP) and 74 strikeouts (10.9 K/9), the second-best strikeout rate among Royals farmhands (min. 60 IP), trailing only Josh Staumont (12.2)...earned Pacific Coast League All-Star honors...2017: Spent six weeks on the DL with right elbow inflammation...designated for assignment on July 30 and was outrighted to the minors a week later.

Year	Club	W-L	ERA	G	GS	CG	SHO	SV	IP	H	R	ER	HR	HB	BB	SO	WP	BK
2013	Wilmington (A+)	1-0	0.00	4	0	0	0	1	6.0	2	0	0	0	1	2	3	1	0
	Burlington (R)	1-1	1.56	14	0	0	0	8	17.1	11	4	3	0	2	11	14	1	0
2014	Wilmington (A+)	0-4	5.89	11	0	0	0	1	18.1	22	12	12	1	2	7	15	0	0
	Lexington (A)	3-5	4.76	22	6	0	0	1	68.0	87	44	36	2	7	29	48	9	1
2015	Wilmington (A+)	0-2	3.86	29	0	0	0	2	42.0	33	19	18	2	6	19	30	5	0
	Omaha (AAA)	0-1	5.40	32	0	0	0	5	43.1	44	28	26	7	1	29	51	5	0
2017	NW Arkansas (AA)	0-0	0.50	10	0	0	0	2	18.0	14	2	1	0	1	4	23	0	0
	Omaha (AAA)	0-1	40.50	1	0	0	0	0	0.2	3	3	3	1	0	2	0	0	0
	NW Arkansas (AA)	3-0	6.06	24	0	0	0	4	35.2	45	25	24	2	5	14	36	3	0
	Wilmington (A+)	1-0	1.59	3	0	0	0	0	5.2	5	1	1	0	0	3	9	1	0
Minor League Totals		9-14	4.38	150	6	0	0	24	255.0	266	138	124	15	25	120	229	25	1

ESCALERA-MALDONADO, ALFREDO LUIS

OF

HT: 6-1; WT: 180; BATS: Right; THROWS: Right
RESIDES: Bradenton, Fla.
SIGNED BY: Alex Mesa

BORN: Feb. 17, 1995 in San Juan, PR
OPENING DAY AGE: 23

ACQUIRED: Selected in the eighth round of the 2012 First-Year Player Draft
CAREER NOTES: 2012: Graduated from Pendleton School (Fla.), where he was named honorable mention preseason All-America by *Rawlings* and *Perfect Game* as a senior...2015: Named South Atlantic League midseason All-Star...went a career-best 5-for-5 on May 29 vs. Greenville...2016: From the time of his promotion to Northwest Arkansas on July 13 through the end of the season, his 56 hits were tied for fourth most in the Texas League...played 20 games for the Surprise Saguaros of the Arizona Fall League...2017: Had a career-high 54 RBI, including a career-best five RBI on a solo home run and a grand slam in a 10-9 win on June 11 vs. Arkansas.

Year	Club	AVG	G	AB	R	H	2B	3B	HR	RBI	SH	SF	HP	BB	SO	SB	CS	E
2012	Surprise (R)	.303	30	119	26	36	3	2	0	11	0	1	3	5	29	2	1	4
2013	Burlington (R)	.277	48	184	23	51	14	1	1	13	3	1	2	14	42	3	2	3
2014	Lexington (A)	.221	104	438	62	97	17	4	9	38	7	2	10	18	111	11	3	1
2015	Lexington (A)	.313	64	262	40	82	13	3	8	33	1	3	9	10	58	12	2	9
	Wilmington (A+)	.206	57	199	18	41	7	2	2	14	1	0	5	17	61	7	3	3
2016	Wilmington (A+)	.269	73	283	37	76	10	1	3	30	0	0	7	21	75	5	3	4
	NW Arkansas (AA)	.277	50	202	25	56	14	0	2	23	3	4	2	6	51	5	1	0
2017	NW Arkansas (AA)	.261	118	456	50	119	17	2	7	54	2	2	11	19	113	14	4	3
Minor League Totals		.260	544	2143	281	558	95	15	32	216	17	13	49	110	540	59	19	23

ESPOSITO, NATHAN PATRICK

C

HT: 5-11; WT: 195; BATS: Right; THROWS: Right
RESIDES: Granite Bay, Calif.
SIGNED BY: Josh Hallgren

BORN: June 25, 1993 in Sacramento, Calif.
OPENING DAY AGE: 24

ACQUIRED: Selected in the 33rd round of the 2015 First-Year Player Draft
CAREER NOTES: 2011: Graduated from Granite Bay High School (Calif.), where he was a three-time letterwinner, team captain, team MVP as a catcher and earned all-country honors as a senior...selected by Oakland in the 46th round of the First-Year Player Draft, but did not sign...2012-15: Attended Concordia University.

Year	Club	AVG	G	AB	R	H	2B	3B	HR	RBI	SH	SF	HP	BB	SO	SB	CS	E
2015	Surprise (R)	.250	27	64	11	16	4	0	0	5	0	0	4	9	17	3	1	1
2016	Burlington (R)	.317	29	101	11	32	8	1	2	17	1	1	4	5	16	0	2	0
2017	Wilmington (A+)	.225	68	227	14	51	7	1	0	16	2	0	6	8	38	0	0	3
	Omaha (AAA)	.167	4	12	0	2	0	0	0	0	1	0	0	0	4	0	0	1
Minor League Totals		.250	128	404	36	101	19	2	2	38	4	1	14	22	75	3	3	5



ESTEVEZ, EMMANUEL

RHP

HT: 6-3; WT: 210; BATS: Right; THROWS: Right
 RESIDES: Dajabon, D.R.
 SIGNED BY: Fausto Morel

BORN: Aug. 22, 1996 in Dajabon, D.R.
 OPENING DAY AGE: 21

ACQUIRED: Signed as a non-drafted free agent, June 3, 2015

CAREER NOTES: 2017: Made his stateside debut and recorded 14.2 consecutive scoreless innings over seven appearances from July 17-Aug. 27 with Surprise.

Year	Club	W-L	ERA	G	GS	CG	SHO	SV	IP	H	R	ER	HR	HB	BB	SO	WP	BK
2015	Dominican Royals	0-2	15.75	6	0	0	0	0	8.0	11	16	14	1	4	9	5	5	0
2016	Dominican Royals	2-2	3.86	11	0	0	0	1	18.2	15	13	8	1	3	11	18	1	0
2017	Surprise (R)	0-2	3.38	10	0	0	0	0	21.1	16	8	8	3	0	13	20	2	0
	Idaho Falls (R)	0-0	2.70	2	0	0	0	0	3.1	3	1	1	0	0	2	1	0	0
Minor League Totals		2-6	5.44	29	0	0	0	1	51.1	45	38	31	5	7	35	44	8	0

FALLWELL, TYLER JAY

RHP

HT: 6-5; WT: 210; BATS: Right; THROWS: Right
 RESIDES: Tucson, Ariz.
 SIGNED BY: Ken Munoz

BORN: Nov. 8, 1995 in Tucson, Ariz.
 OPENING DAY AGE: 22

ACQUIRED: Selected in the 19th round of the 2016 First-Year Player Draft

CAREER NOTES: 2014: Graduated from Palo Verde High School (Ariz.)...2016: Went 6-4 with a 2.87 ERA and 103 strikeouts in 84.2 innings at Cochise College, and ranked tied for third in strikeouts in the Arizona Community College Conference...2017: Earned his first career win with 3.0 innings of relief on June 27 at Bluefield...placed on the seven-day DL.

Year	Club	W-L	ERA	G	GS	CG	SHO	SV	IP	H	R	ER	HR	HB	BB	SO	WP	BK
2016	Surprise (R)	0-0	2.08	2	0	0	0	0	4.1	5	2	1	0	0	0	6	1	0
2017	Burlington (R)	1-0	2.45	4	0	0	0	1	11.0	12	6	3	0	1	4	17	0	0
	Lexington (A)	0-0	12.51	9	0	0	0	0	13.2	23	19	19	3	1	6	12	1	0
Minor League Totals		1-0	7.14	15	0	0	0	0	29.0	40	27	23	3	2	10	35	2	0

FAMILIA, FELIX

C

HT: 6-2; WT: 205; BATS: Right; THROWS: Right
 RESIDES: Santo Domingo, D.R.
 SIGNED BY: Rafael Vasquez

BORN: Oct. 13, 1998 in Santo Domingo Centro, D.R.
 OPENING DAY AGE: 19

ACQUIRED: Signed as a non-drafted free agent, Aug. 26, 2016

Year	Club	AVG	G	AB	R	H	2B	3B	HR	RBI	SH	SF	HP	BB	SO	SB	CS	E
2017	Dominican Royals	.207	44	145	13	30	9	0	0	18	0	4	4	11	45	2	0	3

FAMILIA, FELIX GABRIEL

LHP

HT: 6-0; WT: 170; BATS: Left; THROWS: Left
 RESIDES: Santo Domingo Este, D.R.
 SIGNED BY: Edis Perez

BORN: Nov. 28, 1995 in Santo Domingo, D.R.
 OPENING DAY AGE: 22

ACQUIRED: Signed as a non-drafted free agent, Sept. 1, 2012

CAREER NOTES: 2014: Missed the entire season with a left elbow injury...2017: Allowed 10 runs (seven earned) in his first three appearances, but posted a 1.61 ERA (4 ER in 22.1 IP) in 12 appearances after that, including a win in 3.0 innings of relief on July 23 vs. Bristol, in which he recorded six strikeouts.

Year	Club	W-L	ERA	G	GS	CG	SHO	SV	IP	H	R	ER	HR	HB	BB	SO	WP	BK
2013	Dominican Royals	6-1	0.76	14	1	0	0	4	35.2	20	8	3	0	1	17	29	3	0
2014	(Injured - Did Not Pitch)																	
2015	Surprise (R)	5-0	5.22	14	1	0	0	2	39.2	47	33	23	4	0	12	28	5	2
2016	Burlington (R)	1-0	13.50	7	0	0	0	0	9.1	15	14	14	3	2	10	5	2	1
	Surprise (R)	0-0	3.00	6	0	0	0	0	6.0	6	2	2	0	0	3	4	2	0
2017	Burlington (R)	1-0	3.71	15	0	0	0	0	26.2	31	19	11	1	2	13	28	7	0
Minor League Totals		13-1	4.07	56	2	0	0	6	117.1	119	76	53	8	5	55	94	19	3

FANA, JEISSON RAFAEL

RHP

HT: 5-11; WT: 155; BATS: Right; THROWS: Right
 RESIDES: La Vega, D.R.
 SIGNED BY: Fausto Morel

BORN: Jan. 29, 1999 in La Vega, D.R.
 OPENING DAY AGE: 19

ACQUIRED: Signed as a non-drafted free agent, Dec. 11, 2015

Year	Club	W-L	ERA	G	GS	CG	SHO	SV	IP	H	R	ER	HR	HB	BB	SO	WP	BK
2016	Dominican Royals	0-0	0.00	3	0	0	0	0	3.0	4	0	0	0	1	1	4	1	0
2017	Dominican Royals	0-0	8.71	9	0	0	0	0	10.1	12	10	10	1	7	7	8	3	0
Minor League Totals		0-0	6.75	12	0	0	0	0	13.1	16	10	10	1	8	8	12	4	0



MINOR LEAGUE BIOS (CONT.)

FEBRES, NICOLAS

INF

HT: 5-11; WT: 178; BATS: Right; THROWS: Right
RESIDES: San Felix, Venezuela
SIGNED BY: Richard Castro, Joelvis Gonzalez, Orlando Estevez
ACQUIRED: Signed as a non-drafted free agent, July 21, 2016

BORN: Oct. 11, 1998 in San Felix, Venezuela
OPENING DAY AGE: 19

Year	Club	AVG	G	AB	R	H	2B	3B	HR	RBI	SH	SF	HP	BB	SO	SB	CS	E
2017	Dominican Royals	.113	26	53	4	6	2	0	0	5	1	2	3	3	18	2	0	0

FELIZ, DARWIN DE JESUS

RHP

HT: 6-1; WT: 171; BATS: Right; THROWS: Right
RESIDES: Barahona, DR
SIGNED BY: Edis Perez, Rafael Vasquez
ACQUIRED: Signed as a non-drafted free agent, July 2, 2014
CAREER NOTES: 2016: Would have finished sixth in the DSL in ERA, but fell less than an inning short of qualifying.

BORN: Sept. 19, 1996 in Barahona, DR
OPENING DAY AGE: 21

Year	Club	W-L	ERA	G	GS	CG	SHO	SV	IP	H	R	ER	HR	HB	BB	SO	WP	BK
2015	Dominican Royals	4-5	3.55	13	13	1	1	0	58.1	62	31	23	5	5	10	31	5	1
2016	Dominican Royals	3-0	1.30	13	13	0	0	0	55.1	37	12	8	0	2	9	45	2	2
2017									(Injured - Did Not Pitch)									
Minor League Totals		7-5	2.45	26	26	1	1	0	113.2	99	43	31	5	7	19	76	7	3

FERMIN, FREDDY ANTONIO

C

HT: 5-10; WT: 185; BATS: Right; THROWS: Right
RESIDES: Puerto Ordaz, Venezuela
SIGNED BY: Joelvis Gonzalez, Richard Castro
ACQUIRED: Signed as a non-drafted free agent, July 25, 2015

BORN: May 16, 1995 in Puerto Ordaz, Venezuela
OPENING DAY AGE: 22

CAREER NOTES: 2017: Made his stateside debut and served as the primary catcher for Idaho Falls...had 11 hits and 13 RBI during a four-game stretch from July 22-26, including his first career home run, a two-run shot on July 23 at Helena...reached safely in 40 of 47 games.

Year	Club	AVG	G	AB	R	H	2B	3B	HR	RBI	SH	SF	HP	BB	SO	SB	CS	E
2016	Dominican Royals	.273	52	172	18	47	9	0	0	17	1	6	3	21	23	1	2	5
2017	Idaho Falls (R)	.282	47	163	30	46	5	2	1	39	0	3	4	31	21	0	2	12
Minor League Totals		.278	99	335	48	93	14	2	1	56	1	9	7	52	44	1	4	17

FERNANDEZ, PEDRO

RHP

HT: 6-0; WT: 175; BATS: Right; THROWS: Right
RESIDES: Puerto Plata, Dominican D.R.
SIGNED BY: Edis Perez
ACQUIRED: Signed as a non-drafted free agent, Sept. 2, 2011

BORN: May 25, 1994 in Loma De Cabrera, D.R.
OPENING DAY AGE: 23

CAREER NOTES: 2013: Surprise Pitcher of the Year...2015: Led Lexington in strikeouts, despite ranking eighth on the team in innings...earned South Atlantic League midseason All-Star honors...2017: Earned Texas League midseason All-Star honors prior to his promotion to Omaha on July 21.

Year	Club	W-L	ERA	G	GS	CG	SHO	SV	IP	H	R	ER	HR	HB	BB	SO	WP	BK
2012	Dominican Royals	3-2	1.93	12	10	0	0	0	51.1	44	15	11	0	3	14	49	8	0
2013	Dominican Royals	0-0	0.75	4	2	0	0	0	12.0	5	1	1	0	0	3	15	0	0
	Surprise (R)	0-1	1.82	8	7	0	0	0	34.2	28	10	7	3	0	8	38	1	0
2014	Lexington (A)	1-8	4.99	16	8	0	0	3	61.1	50	36	34	6	4	33	60	8	1
2015	Lexington (A)	6-2	3.12	18	13	0	0	0	78.0	53	31	27	2	2	27	89	4	0
	Wilmington (A)	0-6	8.82	7	7	0	0	0	32.2	56	34	32	2	1	8	25	7	0
2016	Wilmington (A)	3-1	2.14	6	6	1	1	0	33.2	24	8	8	0	0	11	31	3	0
	NW Arkansas (AA)	1-2	4.03	8	5	0	0	0	29.0	29	14	13	2	3	10	19	0	0
2017	NW Arkansas (AA)	4-3	2.66	29	0	0	0	1	50.2	41	17	15	1	0	13	51	6	0
	Omaha (AAA)	2-1	4.10	10	3	0	0	1	26.1	29	15	12	3	0	10	16	2	0
Minor League Totals		20-26	3.52	118	61	1	1	5	409.2	359	181	160	19	13	137	393	39	1



FERNANDEZ, XAVIER A.

C

HT: 5-11; WT: 197; BATS: Right; THROWS: Right

BORN: July 15, 1995 in San Juan, P.R.

RESIDES: Guaynabo, P.R.

OPENING DAY AGE: 22

SIGNED BY: Johnny Ramos

ACQUIRED: Selected in the 11th round of the 2013 First-Year Player Draft

CAREER NOTES: 2013: Graduated from the Puerto Rico Baseball Academy...named MVP of the Torneo de Excelencia showcase...2015: Named Appalachian League Rookie All-Star by *Baseball America*...earned Player of the Week honors (Aug. 23) after batting .471 (8-for-17) in five games...2016: Set career highs in games (92), hits (85), home runs (nine) and RBI (42)...2017: Missed the entire season due to right elbow surgery.

Year	Club	AVG	G	AB	R	H	2B	3B	HR	RBI	SH	SF	HP	BB	SO	SB	CS	E	
2013	Surprise (R)	.316	21	79	9	25	3	0	0	14	1	1	0	8	11	0	3	5	
2014	Burlington (R)	.152	26	79	5	12	5	0	0	2	1	0	1	8	12	0	0	7	
2015	Burlington (R)	.329	42	140	21	46	10	1	4	27	0	2	7	10	19	0	0	5	
	Idaho Falls (R)	.316	5	19	3	6	2	0	0	3	0	0	0	4	4	0	0	1	
2016	Lexington (A)	.259	92	328	37	85	15	0	9	42	1	3	1	30	51	1	0	8	
(Injured - Did Not Play)																			
Minor League Totals		.270	186	645	75	174	35	1	13	88	3	6	9	60	97	1	3	26	

FISCHER, TYLOR

RHP

HT: 6-3; WT: 170; BATS: Right; THROWS: Right

BORN: Aug. 1, 1998 in Houston, Texas

RESIDES: Houston, Texas

OPENING DAY AGE: 19

SIGNED BY: Justin Lehr

ACQUIRED: Selected in the 28th round of the 2017 First-Year Player Draft

CAREER NOTES: 2017: Graduated from Langham Creek High School (Texas), where he went 6-2 with a 3.12 ERA as a junior and hit .371 with 17 extra-base hits and 27 RBI, leading the Lobos to the state tournament...hit for the cycle in a district game vs. Cy Lakes...named a 6A First-Team All-District outfielder...named *Rawlings* Perfect Game Second-Team All-American...committed to play baseball at Texas A&M before signing with the Royals...did not make his pro debut in 2017 due to a left elbow injury.

Year	Club	W-L	ERA	G	GS	CG	SHO	SV	IP	H	R	ER	HR	HB	BB	SO	WP	BK	
2017		(Injured - Did Not Pitch)																	

FLORES, JECKSSON JOSE

INF

HT: 5-11; WT: 145; BATS: Right; THROWS: Right

BORN: Oct. 28, 1993 in Los Teques, Venezuela

RESIDES: Ciudad Bolivar, Venezuela

OPENING DAY AGE: 24

SIGNED BY: Joelvis Gonzalez, Richard Castro

ACQUIRED: Signed as a non-drafted free agent, July 21, 2010

CAREER NOTES: 2012: Finished among the Dominican Summer League leaders in runs (tied for third) and walks (tied for 10th)...2013: Ranked among the Arizona League leaders in walks (tied for eighth) and stolen bases (tied for 10th)...2017: Set career highs in games, at-bats and hits, and led the Carolina League with 21 sacrifices.

Year	Club	AVG	G	AB	R	H	2B	3B	HR	RBI	SH	SF	HP	BB	SO	SB	CS	E
2011	Dominican Royals	.238	46	143	25	34	3	0	0	15	5	2	3	27	20	10	7	6
2012	Dominican Royals	.224	65	228	55	51	9	1	0	24	8	2	11	42	37	13	9	20
2013	Surprise (R)	.246	39	142	25	35	4	0	0	17	5	2	1	23	25	13	3	14
2014	Idaho Falls (R)	.244	49	160	20	39	7	3	0	16	2	2	1	10	18	6	4	4
2015	Idaho Falls (R)	.305	42	141	29	43	9	1	1	15	3	0	3	15	19	15	5	12
2016	Lexington (A)	.205	85	259	35	53	11	2	4	27	11	3	9	16	38	21	4	13
2017	Wilmington (A+)	.257	96	304	31	78	14	3	2	21	21	3	3	24	63	7	5	11
Minor League Totals		.242	422	1377	220	333	57	10	7	135	55	14	31	157	220	85	37	80

FLOYD, JORDAN

LHP

HT: 6-3; WT: 255; BATS: Left; THROWS: Left

BORN: Feb. 23, 1995 in Topeka, Kan.

RESIDES: Topeka, Kan.

OPENING DAY AGE: 23

SIGNED BY: Matt Price

ACQUIRED: Selected in the 10th round of the 2017 First-Year Player Draft

CAREER NOTES: 2013: Graduated from Shawnee Heights High School (Kan.), where he was named Class 5A Kansas co-Pitcher of the Year by the Kansas Association of Baseball Coaches...selected by the New York Yankees in the 25th round of the Draft but did not sign...2014-17: Attended Kansas State University, where he made 10 saves in 21 appearances as a senior...finished his career as the school's all-time leader in appearances (91)...2017: Struck out five of the eight batters he faced en route to a 2.0-inning save in his pro debut with Surprise...recorded more than 1.0 inning in 11 of his 16 appearances between Surprise and Burlington.

Year	Club	W-L	ERA	G	GS	CG	SHO	SV	IP	H	R	ER	HR	HB	BB	SO	WP	BK
2017	Surprise (R)	0-0	0.00	2	0	0	0	2	3.0	1	0	0	0	0	2	5	0	0
	Burlington (R)	2-3	2.20	14	0	0	0	1	28.2	35	10	7	1	0	9	18	3	0
Minor League Totals		2-3	1.99	16	0	0	0	3	31.2	36	10	7	1	0	11	23	3	0



MINOR LEAGUE BIOS (CONT.)

FRIAS, ADAN

LHP

HT: 6-0; WT: 200; BATS: Left; THROWS: Left
RESIDES: Arraiján, Panama
SIGNED BY: Ricardo Ortiz, Orlando Estevez
ACQUIRED: Signed as a non-drafted free agent, July 6, 2016

BORN: May 18, 1999 in San Miguelito, Panama
OPENING DAY AGE: 18

CAREER NOTES: **2017:** Recorded 5.0 no-hit innings with six strikeouts and no walks on July 24 vs. the Dominican Red Sox in just his ninth career start, but took the no-decision in a 7-0 Royals loss.

Year	Club	W-L	ERA	G	GS	CG	SHO	SV	IP	H	R	ER	HR	HB	BB	SO	WP	BK
2017	Dominican Royals	0-5	4.26	14	14	0	0	0	50.2	47	35	24	2	3	17	52	3	1

FUKOFUKA, SITAIFONI (AMALANI) JR.

OF

HT: 6-1; WT: 180; BATS: Right; THROWS: Right
RESIDES: Hayward, Calif.
SIGNED BY: Max Valencia

BORN: Sept. 25, 1995 in Hayward, Calif.
OPENING DAY AGE: 22

ACQUIRED: Selected in the fifth round of the 2013 First-Year Player Draft
CAREER NOTES: **2013:** Graduated from James Logan High in Union City, Calif., where he batted .390 as a senior...also starred in football, playing defensive back and scoring 16 touchdowns as a receiver on a 10-1 team...finished sixth in the Arizona League in walks...brother, William, played football at Sacramento State...**2014:** Led the Appalachian League in triples...**2015:** Earned midseason and postseason All-Star honors from the Pioneer League...ranked third among Royals minor leaguers in batting average and ranked among the Pioneer League leaders in triples (second), at-bats (tied for second), hits (third), total bases (140, third), extra-base hits (tied for fourth), runs (tied for fourth) and batting average (sixth)...**2017:** Spent the first two months of the season with Lexington (A), before being optioned to Idaho Falls (R) in late May...hit a home run in his first three games with the Chukars en route to earning Pioneer League All-Star honors...was among Pioneer League leaders in runs (66, first), at-bats (278, second) and stolen bases (24, third)...reached safely in his first 32 games with Idaho Falls, a stretch in which he hit .336/.405/.530 (45-for-134) with 16 extra-base hits, 34 runs, 24 RBI and 13 stolen bases...led Royals farmhands with 33 steals.

Year	Club	AVG	G	AB	R	H	2B	3B	HR	RBI	SH	SF	HP	BB	SO	SB	CS	E
2013	Surprise (R)	.244	42	156	28	38	9	2	1	12	3	0	1	27	47	10	2	2
2014	Burlington (R)	.183	51	180	19	33	2	*7	1	12	1	2	2	19	66	7	7	3
2015	Idaho Falls (R)	.339	67	280	53	95	18	9	3	38	1	2	4	26	70	10	3	6
2016	Lexington (A)	.200	110	404	45	81	14	0	5	34	1	4	6	29	136	27	6	2
2017	Lexington (A)	.208	33	106	12	22	4	0	1	11	4	1	2	9	41	9	2	0
	Idaho Falls (R)	.295	66	278	66	82	17	3	6	36	0	3	4	26	73	24	6	7
Minor League Totals		.250	369	1404	223	351	64	21	17	143	11	12	19	136	433	87	26	20

GARABITO, GERSON YERIS

RHP

HT: 6-0; WT: 160; BATS: Right; THROWS: Right
RESIDES: Villa Federico, D.R.
SIGNED BY: Edis Perez

BORN: Aug. 19, 1995 in San Cristobal, D.R.
OPENING DAY AGE: 22

ACQUIRED: Signed as a non-drafted free agent, Sept. 17, 2012
CAREER NOTES: **2017:** Went 4-5 with a 2.81 ERA in 15 starts with Lexington, including a 24.2-inning streak in which he did not allow an earned run with the Legends from May 4-Aug. 15...the streak was interrupted by a seven-week stint on the DL that included two rehab starts with Surprise...started 3-2 with a 1.56 ERA (10 ER in 57.2 IP) through his first 11 starts with Lexington, but finished 1-3 with a 6.52 ERA (14 ER in 19.1 IP) in his last four.

Year	Club	W-L	ERA	G	GS	CG	SHO	SV	IP	H	R	ER	HR	HB	BB	SO	WP	BK
2013	Dominican Royals	1-0	3.04	12	2	0	0	0	26.2	23	10	9	0	1	17	17	9	0
2014	Dominican Royals	2-1	1.28	13	13	0	0	0	49.1	24	12	7	1	5	27	61	11	1
2015	Surprise (R)	3-2	4.11	14	11	0	0	0	57.0	52	32	26	2	4	19	42	3	3
2016	Lexington (A)	2-11	4.80	18	0	0	0	0	80.2	78	50	43	9	7	35	61	12	0
2017	Lexington (A)	4-5	2.81	15	15	0	0	0	77.0	52	36	24	8	5	19	72	5	2
	Surprise (R)	0-0	6.00	2	2	0	0	0	3.0	4	2	2	1	0	1	2	0	0
Minor League Totals		12-19	3.40	74	61	0	0	0	293.2	233	142	111	21	22	118	255	40	6

GARCIA, MAIKEL JOSE

SS

HT: 6-0; WT: 145; BATS: Right; THROWS: Right
RESIDES: La Sabana, Venezuela
SIGNED BY: Richard Castro

BORN: March 3, 2000 in La Sabana, Venezuela
OPENING DAY AGE: 18

ACQUIRED: Signed as a non-drafted free agent, July 27, 2016

Year	Club	AVG	G	AB	R	H	2B	3B	HR	RBI	SH	SF	HP	BB	SO	SB	CS	E
2017	Dominican Royals	.223	48	157	14	35	1	1	0	7	3	1	0	12	13	9	3	3

**GARCIA, ROBERT CHRISTOPHER****LHP**

HT: 6-3; WT: 220; BATS: Right; THROWS: Left

BORN: June 14, 1996 in Manteca, Calif.

RESIDES: Manteca, Calif.

OPENING DAY AGE: 21

SIGNED BY: Josh Hallgren

ACQUIRED: Selected in the 15th round of the 2017 First-Year Player Draft

CAREER NOTES: 2014: Graduated from Modesto Christian High School (Calif.), where he had a 0.89 ERA and 102 strikeouts as a senior...**2015-17:** Attended the University of California - Davis, where as a junior in 2017, he recorded a three-hit shutout with a career-high 11 strikeouts vs. UC Santa Barbara...went 2-1 with a 3.24 ERA in nine outings in the Cape Cod League...**2017:** Pitched 5.0 no-hit innings with six strikeouts in his fifth career start on Aug. 7 at Billings, earning his first win as a starter with Idaho Falls.

Year	Club	W-L	ERA	G	GS	CG	SHO	SV	IP	H	R	ER	HR	HB	BB	SO	WP	BK
2017	Surprise (R)	1-0	5.40	2	0	0	0	0	5.0	6	3	3	1	0	3	8	0	0
	Idaho Falls (R)	1-5	10.65	11	10	0	0	0	49.0	75	65	58	9	1	25	40	7	0
Minor League Totals		2-5	10.17	13	10	0	0	0	54.0	81	68	61	10	1	28	48	7	0

GARCIA, YERELMY**RHP**

HT: 6-2; WT: 177; BATS: Right; THROWS: Right

BORN: Nov. 5, 1995 in Sabana Grande de Palenque, D.R.

RESIDES: Juan Baron, D.R.

OPENING DAY AGE: 22

SIGNED BY: Edis Deoleo

ACQUIRED: Signed as a non-drafted free agent, Aug. 12, 2015

Year	Club	W-L	ERA	G	GS	CG	SHO	SV	IP	H	R	ER	HR	HB	BB	SO	WP	BK
2016	Dominican Royals	3-4	1.65	14	6	0	0	1	49.0	36	19	9	0	6	10	24	6	1
2017	Burlington (R)	1-3	3.82	18	0	0	0	3	37.2	31	18	16	2	5	15	19	0	0
Minor League Totals		4-7	2.60	32	6	0	0	4	86.2	67	37	25	2	11	25	43	6	1

GARMENDIA, DANIEL RAMON**RHP**

HT: 6-3; WT: 195; BATS: Right; THROWS: Right

BORN: Oct. 7, 1994 in Miami, Fla.

RESIDES: Miami, Fla.

OPENING DAY AGE: 23

SIGNED BY: Alex Mesa

ACQUIRED: Signed as a non-drafted free agent, June 26, 2017

CAREER NOTES: 2013: Graduated from South Miami High School (Fla.)...**2015-16:** Attended Eastern Florida State College...**2017:** Attended Keiser University as a junior, where he went 10-3 with 96 strikeouts and 108.2 innings and five complete games, holding opponents to a .196 average...named NAIA All-American, All-Sun Conference First Team and Sun Conference Pitcher of the Year.

Year	Club	W-L	ERA	G	GS	CG	SHO	SV	IP	H	R	ER	HR	HB	BB	SO	WP	BK
2017	Surprise (R)	3-1	3.06	11	0	0	0	0	17.2	9	11	6	1	3	7	19	2	0
	Burlington (R)	1-0	3.00	2	0	0	0	1	6.0	3	2	2	0	0	0	8	0	0
Minor League Totals		4-1	3.04	13	0	0	0	1	23.2	12	13	8	1	3	7	27	2	0

GASPARINI, MARTEN**INF/OF**

HT: 6-0; WT: 165; BATS: Switch; THROWS: Right

BORN: May 24, 1997 in Ruda, Italy

RESIDES: Ruda, Italy

OPENING DAY AGE: 20

SIGNED BY: Nick Leto

ACQUIRED: Signed as a non-drafted free agent, July 2, 2013

CAREER NOTES: 2013: Ranked by MLB.com as the fourth-best international prospect and the top European prospect...**2014:** Rated as the 14th-best prospect in the Appalachian League by *Baseball America*...**2015:** Rated as the seventh-best prospect in the Pioneer League by *Baseball America*, after ranking among league leaders in triples (first) and stolen bases (tied for second)...**2016:** Led South Atlantic League shortstops in errors.

Year	Club	AVG	G	AB	R	H	2B	3B	HR	RBI	SH	SF	HP	BB	SO	SB	CS	E
2014	Burlington (R)	.191	19	68	11	13	2	1	0	1	1	0	0	3	32	4	1	11
	Idaho Falls (R)	.455	4	11	4	5	0	0	1	3	0	0	0	1	2	2	0	4
2015	Idaho Falls (R)	.259	54	197	36	51	4	*10	2	25	4	5	2	25	80	26	9	35
2016	Lexington (A)	.196	111	382	35	75	12	2	7	42	11	4	1	31	134	14	10	48
2017	Lexington (A)	.227	122	406	48	92	19	3	9	50	12	4	1	27	121	18	11	6
Minor League Totals		.222	310	1064	134	236	37	16	19	121	28	13	4	87	369	64	31	104



MINOR LEAGUE BIOS (CONT.)

GAVIN, GRANT DAVID

RHP

HT: 6-2; WT: 185; BATS: Right; THROWS: Right

BORN: July 10, 1995 in Kansas City, Mo.

RESIDES: Parkville, Mo.

OPENING DAY AGE: 22

SIGNED BY: Eric Briggs

ACQUIRED: Selected in the 29th round of the 2016 First-Year Player Draft

CAREER NOTES: 2013: Graduated from St. Pius X High School (Mo.)...2016: Attended the University of Central Missouri, where he recorded a school-record 13 saves as a junior, most in the MIAA and sixth most in Division II...went 4-3 with a 2.64 ERA (9 ER in 30.2 IP), .195 opponents' average and 35 strikeouts in 27 appearances...named to Division II Conference Commissioner's Association and National Collegiate Baseball Writers of America All-Region Teams...earned Surprise Royals Pitcher of the Year honors, ranking among Arizona League leaders in WHIP (0.93, second), ERA (fourth) and opponents' average (.217, fourth)...was named Arizona League postseason All-Star...ranked first among Royals farmhands (min. 25.0 IP) with a 9.40 strikeout-to-walk ratio...2017: Earned South Atlantic League midseason All-Star honors, going 1-2 with a 1.38 ERA and 43 strikeouts in 32.2 innings (11.8 K/9) for the Legends before his promotion to Wilmington on June 22...had a 20.1-inning scoreless streak from April 18-June 2 over 12 appearances...held opponents scoreless in 30 of his 36 appearances between the two levels...ranked third among Royals farmhands in ERA (min. 50 IP) and fourth with a 10.6 K/9 (77 K in 65.1 IP)...he's allowed just two home runs in 114.2 career innings (0.16 HR/9).

Year	Club	W-L	ERA	G	GS	CG	SHO	SV	IP	H	R	ER	HR	HB	BB	SO	WP	BK
2016	Surprise (R)	3-1	2.01	13	4	0	0	1	49.1	41	17	11	0	2	5	47	4	0
2017	Lexington (A)	1-2	1.38	19	0	0	0	6	32.2	17	6	5	1	0	14	43	3	0
	Wilmington (A+)	2-0	1.93	17	0	0	0	3	32.2	26	7	7	1	1	11	34	4	0
Minor League Totals		6-1	1.81	49	4	0	0	10	114.2	84	30	23	2	3	30	124	11	0

GIGLIOTTI, MICHAEL

OF

HT: 6-1; WT: 180; BATS: Left; THROWS: Left

BORN: Feb. 14, 1996 in Fort Lauderdale, Fla.

RESIDES: Sevierville, Tenn.

OPENING DAY AGE: 22

SIGNED BY: Nick Hamilton

ACQUIRED: Selected in the fourth round of the 2017 First-Year Player Draft

CAREER NOTES: 2014: Graduated from Archbishop Edward A. McCarthy High School (Fla.) after leading the Mavericks to a Florida State Championship in 2012 and 2013...2015-17: Attended Lipscomb University...2016: Named recipient of the Robert A. McNeese Award, given to the Cape Cod's top pro prospect, after he hit .310/.404/.426 (48-for-155) with 31 runs, eight doubles, two home runs, 18 RBI and 11 steals for the Falmouth Commodores...2017: Named Atlantic Sun Conference Co-Defensive Player of the Year as a junior and earned his third consecutive Second Team All-Conference selection, batting .282/.447/.406 (57-for-202) with 60 runs, 18 extra-base hits, 17 RBI, 51 walks and 31 stolen bases, which led the ASUN Conference and ranked tied for sixth in the country...named Baseball American Rookie All-Star and an Appalachian League All-Star in his pro debut, batting .320/.420/.456 (77-for-241) with 21 extra-base hits and 22 steals between two levels...ranked among Appalachian League leaders in steals (15, third), on-base percentage (.442, third), walks (32, third) and batting average (.329, sixth)...homered twice in his professional debut on June 22 vs. Kingsport...ranked second among Royals farmhands with a .420 on-base percentage (min. 275 plate appearances).

Year	Club	AVG	G	AB	R	H	2B	3B	HR	RBI	SH	SF	HP	BB	SO	SB	CS	E
2017	Burlington (R)	.329	42	155	30	51	8	3	3	30	1	2	1	32	21	15	5	1
	Lexington (A)	.302	22	86	14	26	5	1	1	8	2	1	3	8	20	7	5	0
Minor League Totals		.320	64	241	44	77	13	4	4	38	3	3	4	40	41	22	10	1

GOINS, RYAN

INF

See Major League Bios, Pages 166-167

GOMEZ, OFREIDY

RHP

HT: 6-3; WT: 190; BATS: Right; THROWS: Right

BORN: July 6, 1995 in Pueblo Viejo, Azua, D.R.

RESIDES: Pueblo Viejo, Azua, D.R.

OPENING DAY AGE: 22

SIGNED BY: Edis Perez

ACQUIRED: Signed as a non-drafted free agent, May 10, 2012

CAREER NOTES: 2017: Led Lexington with a career-high 22 starts, 137.2 innings and 108 strikeouts.

Year	Club	W-L	ERA	G	GS	CG	SHO	SV	IP	H	R	ER	HR	HB	BB	SO	WP	BK
2013	Dominican Royals	3-0	2.35	10	0	0	0	0	23.0	15	13	6	0	6	14	17	6	0
2014	Dominican Royals	0-4	6.17	12	4	0	0	1	35.0	35	33	24	1	6	20	35	15	0
2015	Dominican Royals	0-4	3.04	14	11	0	0	2	50.1	44	22	17	1	11	17	42	9	0
2016	Burlington (R)	5-4	5.20	12	12	1	0	0	55.1	46	35	32	4	8	27	44	9	1
2017	Lexington (A)	7-12	5.18	28	22	0	0	1	137.1	162	92	79	12	13	46	108	19	1
Minor League Totals		15-24	4.72	76	49	1	0	4	301.0	302	195	158	18	44	124	246	58	2



GONZALEZ, JULIO

SS

HT: 5-10; WT: 185; BATS: Left; THROWS: Right
 RESIDES: Miami, Fla.
 SIGNED BY: Alex Mesa

BORN: June 4, 1995 in Bayamon, P.R.
 OPENING DAY AGE: 22

ACQUIRED: Selected in the 17th round of the 2017 First-Year Player Draft

CAREER NOTES: 2014: Graduated from Brito Miami Private High School (Fla.), where he won the Class 2A State Championship as a senior, batting .475 while earning All-Conference honors and teama Defensive Player of the Year honors...2015-16: Attended Seminole State College (Okla.)....2017: Transferred to Florida Gulf Coast, where he was named ASUN First-Team All-Conference as a junior, starting in all 63 games, including 62 at shortstop...hit .326/.409/.473 with a conference-leading 84 hits, including four on March 18 vs. Rutgers, when he recorded the first cycle in the program's history...reached safely in all 10 games with Burlington (including a hit in nine) before his promotion to Idaho Falls on July 8...recorded a career-high four hits and six RBI in a 17-2 win vs. Billings on Aug. 17.

Year	Club	AVG	G	AB	R	H	2B	3B	HR	RBI	SH	SB	HP	BB	SO	SB	CS	E
2017	Burlington (R)	.286	10	35	6	10	0	0	0	1	0	0	0	5	8	4	0	3
	Idaho Falls (R)	.290	44	162	21	47	10	3	0	35	5	1	0	30	25	9	1	12
Minor League Totals		.289	54	197	27	57	10	3	0	36	5	1	0	35	33	13	1	15

GONZALEZ, KELVIN JOEL

RHP

HT: 6-0; WT: 200; BATS: Right; THROWS: Right
 RESIDES: Mao, D.R.
 SIGNED BY: Fausto Morel

BORN: Dec. 24, 1997 in Mao, D.R.
 OPENING DAY AGE: 20

ACQUIRED: Signed as a non-drafted free agent, Sept. 27, 2015

Year	Club	W-L	ERA	G	GS	CG	SHO	SV	IP	H	R	ER	HR	HB	BB	SO	WP	BK
2016	Dominican Royals	1-0	5.06	9	0	0	0	0	16.0	16	11	9	2	1	8	11	0	0
2017	Dominican Royals	4-1	0.36	9	0	0	0	2	25.1	20	6	1	0	2	8	16	5	2
	Surprise (R)	0-2	7.02	7	0	0	0	0	16.2	25	16	13	2	1	3	17	3	1
Minor League Totals		5-3	3.57	25	0	0	0	2	58.0	61	33	23	4	4	19	44	8	3

GORE, TERRANCE

OF

See Major League Bios, Pages 168-169

GOUDEAU, ASHTON CHASE

RHP

HT: 6-6; WT: 205; BATS: Right; THROWS: Right
 RESIDES: Bossier City, La.
 SIGNED BY: Jerry Lafferty

BORN: July 23, 1992 in Newport, Ark.
 OPENING DAY AGE: 25

ACQUIRED: Selected in the 27th round of the 2012 First-Year Player Draft

CAREER NOTES: 2010: Graduated from Union High School (Mo.)...2012: Attended Maple Woods CC in Kansas City, where he went 5-5 with a 2.17 ERA and 50 strikeouts in 54.0 innings as a sophomore...bypassed a scholarship offer from Louisiana-Lafayette by signing with the Royals...2016: Earned Carolina League Pitcher of the Week honors (May 8) following his 8.0 shutout innings with no walks and a career-high 11 strikeouts in a 4-0 win vs. Myrtle Beach on May 5...2017: Missed eight weeks with a strained oblique.

Year	Club	W-L	ERA	G	GS	CG	SHO	SV	IP	H	R	ER	HR	HB	BB	SO	WP	BK
2012	Surprise (R)	1-1	3.97	13	0	0	0	1	34.0	31	18	15	1	1	16	43	7	0
2013	Idaho Falls (R)	1-5	10.18	14	5	0	0	0	40.2	71	55	46	4	1	14	23	7	0
2014	Idaho Falls (R)	1-0	1.69	8	0	0	0	0	16.0	12	3	3	1	2	4	15	3	0
	Lexington (A)	0-0	6.62	7	0	0	0	0	17.1	23	16	13	2	0	6	18	2	0
2015	Lexington (A)	1-0	3.06	7	0	0	0	1	17.2	17	7	6	0	0	2	21	5	0
	Wilmington (A)	6-4	3.26	24	5	0	0	1	69.0	69	32	25	8	2	10	61	6	0
2016	Wilmington (A)	2-4	5.14	7	5	0	0	0	35.0	41	23	20	2	0	9	35	4	0
	NW Arkansas (AA)	5-13	5.34	20	17	0	0	0	92.2	110	55	55	13	3	23	68	4	0
2017	NW Arkansas (AA)	3-7	5.37	21	7	0	0	1	57.0	78	39	34	7	0	17	43	4	1
	Surprise (R)	0-0	0.00	2	1	0	0	0	3.0	2	0	0	0	0	1	3	0	0
Minor League Totals		20-34	5.10	123	40	0	0	4	382.2	454	248	217	38	9	102	330	42	1

GREENLEES, STEPHEN

LHP

HT: 6-4; WT: 215; BATS: Left; THROWS: Left
 RESIDES: Liberty Hill, Texas
 SIGNED BY: Justin Lehr

BORN: May 7, 1996 in Liberty Hill, Texas
 OPENING DAY AGE: 21

ACQUIRED: Signed as a non-drafted free agent, June 28, 2017

CAREER NOTES: 2014: Graduated from Liberty Hill High School (Texas)...2015: Attended Texas Lutheran University...2016: Did not play...2017: Transferred to Southwestern University, where he recorded 40 strikeouts in 37.1 innings (9.6 K/9), including a 2.77 ERA and .156 opponents' average in conference play.

Year	Club	W-L	ERA	G	GS	CG	SHO	SV	IP	H	R	ER	HR	HB	BB	SO	WP	BK
2017	Surprise	0-2	6.30	11	1	0	0	1	20.0	23	16	14	0	4	9	15	11	1



MINOR LEAGUE BIOS (CONT.)

GRIFFIN, DALTON

OF

HT: 6-3; WT: 200; BATS: Left; THROWS: Left

BORN: Sept. 2, 1997 in Savannah, Ga.

RESIDES: Guyton, Ga.

OPENING DAY AGE: 20

SIGNED BY: Jim Buckley

ACQUIRED: Selected in the 21st round of the 2016 First-Year Player Draft

CAREER NOTES: 2015: Hit .355 as a junior at South Effingham High School (Ga.) and earned All-Greater Savannah First-Team honors...2016: Became the first player ever drafted out of South Effingham HS...bypassed an offer to play at the University of South Carolina to sign with Kansas City...2017: Played in only 12 games due to a suspension.

Year	Club	AVG	G	AB	R	H	2B	3B	HR	RBI	SH	SF	HP	BB	SO	SB	CS	E
2016	Surprise (R)	.179	40	140	14	25	5	0	0	13	3	2	0	10	36	3	0	3
2017	Idaho Falls (R)	.225	12	40	6	9	2	0	0	3	0	0	1	8	12	0	0	1
Minor League Totals		.189	52	180	20	34	7	0	0	16	3	2	1	18	48	3	0	4

GRIFFIN, FOSTER (FRED)

LHP

See Major League Bios, Page 170

GUZMAN, JEISON

INF

HT: 6-2; WT: 180; BATS: Switch; THROWS: Right

BORN: Oct. 8, 1998 in Santo Domingo, D.R.

RESIDES: Santo Domingo Este, D.R.

OPENING DAY AGE: 19

SIGNED BY: Edis Perez

ACQUIRED: Signed as a non-drafted free agent, July 3, 2015

CAREER NOTES: 2016: Ranked tied for second in the Arizona League in runs scored.

Year	Club	AVG	G	AB	R	H	2B	3B	HR	RBI	SH	SF	HP	BB	SO	SB	CS	E
2016	Dominican Royals	.171	9	35	4	6	2	0	0	0	0	0	0	3	6	2	0	3
	Surprise (R)	.261	45	188	35	49	9	5	1	19	1	0	1	18	44	5	3	23
2017	Burlington (R)	.207	54	193	21	40	4	2	0	15	9	4	2	21	45	3	3	16
Minor League Totals		.228	108	416	60	95	15	7	1	34	10	4	3	42	95	10	6	42

HEATH, NICHOLAS JAMES

OF

HT: 6-1; WT: 187; BATS: Left; THROWS: Left

BORN: Nov. 27, 1993 in Atlanta, Ga.

RESIDES: Milford, Kan.

OPENING DAY AGE: 24

SIGNED BY: Travis Ezi

ACQUIRED: Selected in the 16th round of the 2016 First-Year Player Draft

CAREER NOTES: 2012: Graduated from Junction City High School (Kan.)...2016: Attended Northwestern State University, where he set the school's single-season record with 35 stolen bases in 42 attempts (83.3 percent) and ranks third in school history with 75 steals...also led the team with 43 runs and recorded a career-high 27 RBI, earning All-Southland Conference Third-Team honors...led the Pioneer League with 36 stolen bases—10 more than anyone else—and ranked third among Royals farmhands in steals, despite playing in only 62 games...2017: Ranked fifth among Royals farmhands with 25 steals, despite missing five weeks due to injury.

Year	Club	AVG	G	AB	R	H	2B	3B	HR	RBI	SH	SF	HP	BB	SO	SB	CS	E
2016	Idaho Falls (R)	.291	62	230	39	67	8	4	2	28	2	2	1	21	61	36	10	12
2017	Lexington (R)	.400	2	5	1	2	0	0	0	1	0	0	0	0	1	1	0	0
	Surprise (R)	.250	4	16	3	4	1	0	0	3	0	0	0	3	2	3	0	0
	Wilmington (A+)	.250	60	224	27	56	7	0	1	12	3	1	1	19	59	21	8	3
Minor League Totals		.272	128	475	70	129	16	4	3	44	5	3	2	43	123	61	18	15

HENRY, ISAIAH

OF

HT: 6-3; WT: 185; BATS: Right; THROWS: Right

BORN: March 22, 1999 in Houston, Texas

RESIDES: Houston, Texas

OPENING DAY AGE: 19

SIGNED BY: Justin Lehr

ACQUIRED: Selected in the 14th round of the 2017 First-Year Player Draft

CAREER NOTES: 2017: Graduated from North Shore High School (Texas), where he was a two-way player...also played running back and wide receiver for the football team that won the 2015 Texas 6A/Division I State Championship...attended Major League Baseball's Development Pipeline event in Houston last January.

Year	Club	AVG	G	AB	R	H	2B	3B	HR	RBI	SH	SF	HP	BB	SO	SB	CS	E
2017	Surprise (R)	.202	32	99	13	20	1	1	0	3	0	0	2	18	43	7	6	4



HERNANDEZ, ARNALDO JOSE

RHP

HT: 6-0; WT: 175; BATS: Right; THROWS: Right

BORN: Feb. 2, 1996 in San Felix, Venezuela

RESIDES: Puerto Ordaz, Venezuela

OPENING DAY AGE: 22

SIGNED BY: Joelvis Gonzalez, Richard Castro

ACQUIRED: Signed as a non-drafted free agent, Sept. 18, 2012

CAREER NOTES: **2012:** Won youth national championship and MVP honors with Criollos de Venezuela. **2015:** Ranked third among Royals farmhands in ERA, earning Arizona League postseason All-Star honors...**2016:** Ranked among Pioneer League leaders in SO/9 (8.02, third), starts (tied for third), BB/9 (2.29, fourth), innings pitched (fourth), and strikeouts (fourth)...**2017:** Had a 6.14 ERA (10 ER in 14.2 IP) through his first four outings (two starts), but had a 2.56 ERA (15 ER in 52.2 IP) in his remaining 13 appearances (five starts)...recorded his first career complete game (7.0 IP), a 5-2 win vs. West Virginia on July 31...his 5.33 K/BB ratio (64 K, 12 BB) was second best among Royals farmhands (min. 6.0 IP), trailing only Jakob Junis (5.73).

Year	Club	W-L	ERA	G	GS	CG	SHO	SV	IP	H	R	ER	HR	HB	BB	SO	WP	BK
2014	Dominican Royals	1-1	2.55	7	3	0	0	1	17.2	13	8	5	1	5	7	19	0	0
2015	Dominican Royals	1-0	0.82	2	2	0	0	0	11.0	13	1	1	0	0	0	8	0	0
	Surprise (R)	7-3	2.82	14	10	0	0	0	67.0	60	25	21	3	1	5	68	6	1
	Idaho Falls (R)	0-1	4.50	1	1	0	0	0	4.0	5	6	2	1	1	3	3	2	0
2016	Idaho Falls (R)	5-2	5.86	14	14	0	0	0	70.2	99	54	46	7	2	18	63	9	0
2017	Lexington (A)	2-1	3.63	15	5	1	0	1	57.0	63	29	23	9	2	8	58	4	0
	Omaha (AAA)	1-0	1.74	2	2	0	0	0	10.1	9	2	2	0	0	4	6	1	0
Minor League Totals		17-8	3.79	55	37	1	0	2	237.2	262	125	100	21	11	45	225	22	1

HERNANDEZ, CARLOS EDUARDO

RHP

HT: 6-4; WT: 175; BATS: Right; THROWS: Right

BORN: March 11, 1997 in Guayana, Venezuela

RESIDES: San Felix, Venezuela

OPENING DAY AGE: 21

SIGNED BY: Joelvis Gonzalez, Orlando Estevez

ACQUIRED: Signed as a non-drafted free agent, July 19, 2017

Year	Club	W-L	ERA	G	GS	CG	SHO	SV	IP	H	R	ER	HR	HB	BB	SO	WP	BK
2017	Burlington (R)	1-4	5.49	12	11	0	0	0	62.1	64	45	38	6	9	27	62	7	3

HERNANDEZ, ELIER JOSE

OF

HT: 6-3; WT: 200; BATS: Right; THROWS: Right

BORN: Nov. 21, 1994 in San Cristobal, D.R.

RESIDES: San Cristobal, D.R.

OPENING DAY AGE: 23

SIGNED BY: Edis Perez

ACQUIRED: Signed as a non-drafted free agent, July 2, 2011

CAREER NOTES: **2013:** Led the Pioneer League in triples, ranked second in at-bats and hits, tied for fourth in total bases (127) and tied for fifth in games...rated by *Baseball America* as the 11th-best prospect in the Pioneer League...**2015:** Earned South Atlantic League midseason All-Star honors...**2016:** Ranked among Carolina League leaders in games (second) and at-bats (tied for fourth)...**2017:** Named Carolina League Player of the Week (May 7) after batting .448 (13-for-29) with five extra-base hits and eight RBI in six games...promoted the following week to Northwest Arkansas (AA), where he hit .339/.391/.452 (21-for-62) in 16 games before being placed on the DL on June 7, which forced him to miss the rest of the season...played in 19 games with the Surprise Saguaros of the Arizona Fall League.

Year	Club	AVG	G	AB	R	H	2B	3B	HR	RBI	SH	SF	HP	BB	SO	SB	CS	E
2012	Idaho Falls (R)	.208	60	250	30	52	10	4	0	34	1	0	2	14	66	2	0	11
2013	Idaho Falls (R)	.301	66	289	44	87	15	*8	3	44	2	4	6	18	62	9	2	10
2014	Lexington (A)	.264	111	420	54	111	19	4	9	34	3	3	4	16	99	5	5	4
2015	Lexington (A)	.290	74	290	37	84	19	2	5	42	3	2	5	14	73	6	5	7
	Wilmington (A)	.232	50	177	15	41	7	2	1	12	0	5	4	10	47	4	2	3
2016	Wilmington (A)	.226	134	500	51	113	28	4	2	43	1	5	10	30	120	8	5	5
2017	Wilmington (A+)	.306	30	124	15	38	7	3	4	27	0	1	2	4	35	1	0	3
	NW Arkansas (AA)	.339	16	62	8	21	4	0	1	10	1	1	2	4	14	0	3	2
Minor League Totals		.259	541	2112	254	547	109	27	25	246	11	21	35	110	516	35	22	47

HICKLEN, BREWER (CHARLES)

OF

HT: 6-2; WT: 208; BATS: Right; THROWS: Right

BORN: Feb. 9, 1996 in Huntsville, Ala.

RESIDES: Huntsville, Ala.

OPENING DAY AGE: 23

SIGNED BY: Nick Hamilton

ACQUIRED: Selected in the seventh round of the 2017 First-Year Player Draft

CAREER NOTES: **2014:** Graduated from Huntsville High School (Ala.), where he was named *Louisville Slugger* High School All-America Catcher Honorable Mention as a senior...earned National High School Invitational All-Tournament honors as the quarterback of the football team...**2015-17:** Attended the University of Alabama at Birmingham, where he redshirted in 2015...planned to play football and baseball at UAB, before the school's football program was shut down after the 2014 season...**2016:** Named Conference USA All-Freshman Team after leading the team in walks (38), runs (37), steals (22) and triples (four)...**2017:** Earned All-Conference USA Second-Team honors after batting .328/.422/.586 (61-for-186) with 26 extra-base hits, 31 RBI and a conference-best 17 steals in 21 attempts...had a 19-game hitting streak, four shy of the school record, and ended the season on a 41-game on-base streak...became the highest player drafted out of UAB when the Royals selected him in the seventh round (210th overall)...reached safely in 36 of 39 games in his pro debut.

Year	Club	AVG	G	AB	R	H	2B	3B	HR	RBI	SH	SF	HP	BB	SO	SB	CS	E
2017	Surprise (R)	.348	19	69	19	24	3	3	3	13	0	1	3	9	24	13	3	0
	Idaho Falls (R)	.299	20	99	19	26	8	2	1	10	0	0	3	9	22	3	1	0
Minor League Totals		.321	39	156	38	50	11	5	4	23	0	1	6	18	46	16	4	0



MINOR LEAGUE BIOS (CONT.)

HOPE, CARTER (PATRICK)

RHP

HT: 6-3; **WT:** 195; **BATS:** Left; **THROWS:** Right
RESIDES: Magnolia, Texas
SIGNED BY: Mitch Thompson

BORN: Feb. 5, 1995 in Tulsa, Okla.
OPENING DAY AGE: 23

ACQUIRED: Selected in the third round of the 2013 First-Year Player Draft

CAREER NOTES: 2013: Graduated from The Woodlands High School (Texas), where he was named MVP as The Woodlands won the Texas 5A championship...brother, Mason, played three seasons in the Miami Marlins' organization.

Year	Club	W-L	ERA	G	GS	CG	SHO	SV	IP	H	R	ER	HR	HB	BB	SO	WP	BK
2013	Surprise (R)	0-3	6.08	6	6	0	0	0	13.1	21	15	9	1	0	5	11	2	0
2014	Burlington (R)	1-3	3.71	10	8	0	0	0	53.1	54	26	22	2	2	19	41	4	0
2015	Surprise (R)	0-0	5.91	3	2	0	0	1	10.2	13	7	7	1	0	1	5	0	1
	Idaho Falls (R)	0-3	6.07	11	11	0	0	0	56.1	75	41	38	4	3	12	28	5	1
2016									(Did Not Pitch)									
2017	Surprise (R)	1-0	3.75	7	0	0	0	0	12.0	15	6	5	1	0	0	8	0	0
	Idaho Falls (R)	0-0	8.31	2	0	0	0	0	4.1	9	4	4	0	0	1	3	0	0
Minor League Totals		2-9	5.10	39	27	0	0	1	150.0	187	99	85	9	5	38	96	11	2

HRBEK, DANNY

RHP

HT: 5-11; **WT:** 195; **BATS:** Left; **THROWS:** Right
RESIDES: Effort, Pa.
SIGNED BY: Joel Matthews

BORN: Dec. 27, 1994 in Effort, Pa.
OPENING DAY AGE: 23

ACQUIRED: Signed as a non-drafted free agent, June 20, 2017

CAREER NOTES: 2013: Graduated from Pleasant Valley High School (Pa.)...**2014-17:** Attended Radford University, where he was named to the Big South Conference First-Team as a senior after playing in all 59 games, including 16 on the mound...**2017:** Recorded Radford's first 9.0-inning no-hitter in a 4-0 win over Quinnipiac on March 4, his third collegiate start, finishing an error shy of a perfect game.

Year	Club	W-L	ERA	G	GS	CG	SHO	SV	IP	H	R	ER	HR	HB	BB	SO	WP	BK
2017	Surprise (R)	0-1	4.91	3	0	0	0	1	3.2	4	4	2	0	0	2	6	0	0
	Idaho Falls (R)	0-1	8.41	12	0	0	0	0	20.1	28	21	19	4	3	17	28	4	0
Minor League Totals		0-2	7.88	15	0	0	0	1	24.0	32	25	21	4	3	19	34	4	0

HUDGINS, CHRISTOPHER

C

HT: 6-1; **WT:** 190; **BATS:** Right; **THROWS:** Right
RESIDES: El Cajon, Calif.
SIGNED BY: Colin Gonzales

BORN: March 2, 1996 in San Diego, Calif.
OPENING DAY AGE: 22

ACQUIRED: Selected in the 16th round of the 2017 First-Year Player Draft

CAREER NOTES: 2014: Graduated from Valhalla High School (Calif.), where he earned the school's Male Athlete of the Year Award as a senior...selected by the New York Yankees in the 35th round of the Draft, but did not sign...**2015-17:** Attended Cal State Fullerton, where he had five home runs and 31 RBI as a junior, leading the Titans to their second College World Series appearance in three years.

Year	Club	AVG	G	AB	R	H	2B	3B	HR	RBI	SH	SF	HP	BB	SO	SB	CS	E
2017	Idaho Falls (R)	.305	29	105	21	32	11	1	3	23	1	2	3	10	30	0	0	3

HUTCHINS, NICK

C

HT: 6-1; **WT:** 200; **BATS:** Right; **THROWS:** Right
RESIDES: Franklin, Tenn.
SIGNED BY: Scott Melvin

BORN: Nov. 17, 1995 in Franklin, Tenn.
OPENING DAY AGE: 22

ACQUIRED: Selected in the 27th round of the 2017 First-Year Player Draft

CAREER NOTES: 2014: Graduated from Franklin High School (Tenn.), where he was a four-year starter...hit .467 with seven home runs and 42 RBI as a senior, earning 11-AAA Player of the Year honors...**2015-17:** Attended Southern Illinois, where as a junior, he was named to the Johnny Bench Award Watchlist, the award that is given to the top collegiate catcher.

Year	Club	AVG	G	AB	R	H	2B	3B	HR	RBI	SH	SF	HP	BB	SO	SB	CS	E
2017	Burlington (R)	.313	9	32	3	10	3	1	1	4	0	0	1	4	10	0	0	0
	Wilmington (A+)	.167	2	6	0	1	0	0	0	0	0	0	0	0	2	0	0	0
	Lexington (A)	.194	9	31	2	6	2	0	1	4	1	1	1	0	14	0	0	2
Minor League Totals		.246	20	69	5	17	5	1	2	8	1	1	2	4	26	0	0	2

JAMES, TYLER

OF

HT: 5-10; **WT:** 162; **BATS:** Right; **THROWS:** Right
RESIDES: Slidell, La.
SIGNED BY: Travis Ezi

BORN: Sept. 14, 1996 in Slidell, La.
OPENING DAY AGE: 21

ACQUIRED: Selected in the 25th round of the 2017 First-Year Player Draft

CAREER NOTES: 2014: Graduated from Salmen High School (La.), where his mother played second base...**2015-17:** Attended William Carey University, where he led the Crusaders to the Avista NAIA World Series...**2017:** Led the Arizona League with 31 steals in 32 attempts.

Year	Club	AVG	G	AB	R	H	2B	3B	HR	RBI	SH	SF	HP	BB	SO	SB	CS	E
2017	Surprise (R)	.258	46	159	35	41	8	5	0	10	6	1	4	20	38	31	1	8



JAQUEZ, RUBENDY

INF

HT: 5-11; WT: 174; BATS: Switch; THROWS: Right

BORN: Feb. 13, 1999 in Salcedo, D.R.

RESIDES: Salcedo, D.R.

OPENING DAY AGE: 19

SIGNED BY: Fausto Morel

ACQUIRED: Signed as non-drafted free agent, Sept. 7, 2015

CAREER NOTES: 2017: Named Dominican Royals Player of the Year, leading the team in games (62), at-bats (210), steals (19) and total bases (71)...made starts at first base (20) and second base (39), committing just four errors in 371 total chances (.989 fielding percentage).

Year	Club	AVG	G	AB	R	H	2B	3B	HR	RBI	SH	SF	HP	BB	SO	SB	CS	E
2016	Dominican Royals	.240	47	129	20	31	5	0	0	9	1	0	5	22	20	5	6	8
2017	Dominican Royals	.267	62	210	19	56	8	2	1	18	3	1	0	32	41	19	8	4
Minor League Totals		.257	109	339	39	87	13	2	1	27	4	1	5	54	61	24	14	12

JIMENEZ, WILMER

LHP

HT: 5-11; WT: 162; BATS: Left; THROWS: Left

BORN: June 1, 1998 in Santiago de los Caballeros, D.R.

RESIDES: Moca, D.R.

OPENING DAY AGE: 19

SIGNED BY: Fausto Morel

ACQUIRED: Signed as a non-drafted free agent, July 4, 2016

Year	Club	W-L	ERA	G	GS	CG	SHO	SV	IP	H	R	ER	HR	HB	BB	SO	WP	BK
2017	Dominican Royals	4-3	2.64	13	8	0	0	1	44.1	29	15	13	2	3	11	55	2	0

JOHNSON, BRYAR

RHP

HT: 6-3; WT: 200; BATS: Right; THROWS: Right

BORN: Aug. 17, 1999 in Myrtle Beach, S.C.

RESIDES: Myrtle Beach, S.C.

OPENING DAY AGE: 18

SIGNED BY: Joel Matthews

ACQUIRED: Selected in the 20th round of the 2017 First-Year Player Draft

CAREER NOTES: 2017: Graduated from Carolina Forest High School (S.C.), where he was named *Rawlings Perfect Game* Honorable Mention All-American and South Carolina 5A All-State Team...committed to Coastal Carolina before signing with Kansas City.

Year	Club	W-L	ERA	G	GS	CG	SHO	SV	IP	H	R	ER	HR	HB	BB	SO	WP	BK
2017	Surprise (R)	1-3	6.35	12	12	0	0	0	22.2	29	26	16	1	4	11	20	5	1

JONES, CAL

OF

HT: 6-0; WT: 175; BATS: Right; THROWS: Right

BORN: Sept. 16, 1997 in Dadeville, Ala.

RESIDES: Dadeville, Ala.

OPENING DAY AGE: 20

SIGNED BY: Sean Gibbs

ACQUIRED: Selected in the sixth round of the 2016 First-Year Player Draft

CAREER NOTES: 2015: Earned ASWA's Class 4A Hitter of the Year Award, batting .592 as a junior at Dadeville High School (Ala.)...2016: Hit .516 with 11 doubles, 10 home runs, 41 RBI and 10 stolen bases in 122 at-bats as a senior...became the first player to be drafted out of Dadeville High School since 1994...2017: Hit .300 (21-for-70) through his first 16 games, but hit just .193 (33-for-171) in 42 games after that...homered four times in his final 10 games, however, including HR in back-to-back games on Aug. 21-22 at Bluefield.

Year	Club	AVG	G	AB	R	H	2B	3B	HR	RBI	SH	SF	HP	BB	SO	SB	CS	E
2016	Surprise (R)	.232	39	155	27	36	4	1	4	19	1	1	3	14	54	7	3	0
2017	Burlington (R)	.224	59	241	33	54	12	3	6	31	2	0	4	12	77	8	2	3
Minor League Totals		.227	98	396	60	90	16	4	10	50	3	1	7	26	131	15	5	3

JONES, CODY SWANTE

OF

HT: 5-11; WT: 175; BATS: Switch; THROWS: Right

BORN: May 25, 1993 in Round Rock, Texas

RESIDES: Round Rock, Texas

OPENING DAY AGE: 24

SIGNED BY: Chad Lee

ACQUIRED: Selected in the sixth round of the 2015 First-Year Player Draft

CAREER NOTES: 2011: Graduated from Stony Point High School (Texas), where he hit .359 as a sophomore, .393 as a junior and .367 as a senior...named team MVP as a junior and earned first team All-District and Gold Gloves honors as a senior...2012: Attended Temple College as a freshman, recording a .509 on-base percentage with 49 hits in 40 games...2014: Selected by Cleveland in the 38th round of the First-Year Player Draft, but did not sign...2015: Transferred to TCU, where he was named the Big 12 Player of the Year as a senior, hitting .353/.464/.476 with a conference-high 33 stolen bases, while starting all 66 of the Horned Frogs' games batting leadoff and playing in center field...ranked fourth among Pioneer League players in stolen bases in his pro debut.

Year	Club	AVG	G	AB	R	H	2B	3B	HR	RBI	SH	SF	HP	BB	SO	SB	CS	E
2015	Surprise (R)	.545	3	11	4	6	0	1	0	3	0	0	0	2	1	2	0	0
	Idaho Falls (R)	.278	53	216	47	60	6	4	0	16	2	0	2	26	48	22	5	2
2016	Lexington (A)	.300	39	130	26	39	5	2	1	11	7	0	1	16	27	11	5	2
	Wilmington (A+)	.216	78	287	36	62	10	1	0	12	2	1	4	57	71	22	5	3
2017	Wilmington (A+)	.236	52	157	26	37	4	2	3	10	3	2	3	22	34	7	2	0
	NW Arkansas (AA)	.235	41	102	11	24	2	0	1	11	0	1	1	14	24	8	1	0
Minor League Totals		.252	266	903	150	228	27	10	5	63	14	4	11	137	205	72	18	7



MINOR LEAGUE BIOS (CONT.)

JONES, TRAVIS

INF/OF

HT: 6-4; WT: 195; BATS: Right; THROWS: Right

BORN: Sept. 29, 1995 in Humble, Texas

RESIDES: Humble, Texas

OPENING DAY AGE: 22

SIGNED BY: Justin Lehr

ACQUIRED: Selected in the 29th round of the 2017 First-Year Player Draft

CAREER NOTES: 2014: Graduated from Atascocita High School (Texas), where he lettered for four years as the starting shortstop and lettered for three years as a wide receiver on the football team...selected in the 39th round by the Texas Rangers, but did not sign...2015-17: Attended the University of Texas...2016: Earned Academic All-Big 12 Baseball First-Team honors as a sophomore, batting .300/.395/.411 in 50 games...2017: Hit .253/.393/.401 with 23 extra-base hits and 32 RBI in a team-high 63 games as a junior...named the inaugural recipient of the James and Huston Street Longhorn Award, given to the player who most embodies what it means to be a Longhorn through leadership, selflessness and integrity, both on and off the field...reached safely in 20 of his first 22 games as a pro, batting .434/.480/.578 (36-for-83) during that stretch...recorded multiple hits in 24 of 58 games, including two five-hit efforts: July 21 at Helena and Aug. 8 at Billings...ranked first among Royals farmhands in average (.364), on-base percentage (.445) and second in slugging percentage (.541) to only Jorge Soler (min. 250 plate appearances)...also ranked sixth with 24 steals, despite not making his debut until June 25.

Year	Club	AVG	G	AB	R	H	2B	3B	HR	RBI	SH	SF	HP	BB	SO	SB	CS	E
2017	Surprise (R)	.485	9	33	10	16	1	1	0	6	0	0	4	4	2	4	2	0
	Burlington (R)	.391	7	23	3	9	3	0	0	4	0	2	0	1	3	0	0	0
	Idaho Falls (R)	.335	42	164	40	55	15	3	4	42	1	4	10	18	32	20	3	4
Minor League Totals		.364	58	220	53	80	19	4	4	52	1	6	14	23	37	24	5	4

KALISH, JAKE

LHP

HT: 6-2; WT: 210; BATS: Switch; THROWS: Left

BORN: July 9, 1991 in Red Bank, N.J.

RESIDES: Leland, N.C.

OPENING DAY AGE: 26

SIGNED BY: Jim Farr

ACQUIRED: Selected in the 32nd round of the 2015 First-Year Player Draft

CAREER NOTES: 2010: Graduated from Red Bank Regional High School (N.J.)...2015: Attended George Mason University, where he hit .301 in 39 games as a senior, recording career highs in at-bats (136), runs (19), hits (41), RBI (25) and walks (19)...also started 13 games on the mound, posting a 3.44 ERA...2016: Named MiLB.com Organization All-Star...2017: Went 2-8 despite a 3.24 ERA in 31 appearances (12 starts) between three different levels...had a 4.17 ERA (19 ER in 41.0 IP) in 19 relief outings and a 2.64 ERA (19 ER in 64.2 IP) in 12 starts...his 3.24 ERA overall was best among Royals farmhands (min. 100 IP)...his brother, Ryan, has spent time in the Majors with the Red Sox and Cubs.

Year	Club	W-L	ERA	G	GS	CG	SHO	SV	IP	H	R	ER	HR	HB	BB	SO	WP	BK
2015	Surprise (R)	0-2	5.40	4	0	0	0	0	5.0	5	3	3	0	1	2	6	0	1
	Burlington (R)	3-1	2.20	10	1	0	0	1	28.2	20	9	7	1	1	3	31	2	0
2016	Lexington (A)	0-0	2.38	5	0	0	0	1	11.1	6	3	3	0	0	1	13	0	1
	Wilmington (A)	3-0	2.48	18	0	0	0	2	36.1	27	12	10	3	4	10	35	5	0
2017	Wilmington (A+)	1-1	1.93	10	0	0	0	1	18.2	13	4	4	0	0	6	23	1	0
	NW Arkansas (AA)	0-7	3.77	18	9	0	0	0	71.2	83	32	30	4	4	17	49	2	1
	Omaha (AAA)	1-0	2.35	3	3	0	0	0	15.1	18	4	4	1	0	5	16	2	0
Minor League Totals		8-11	2.94	68	13	0	0	5	187.0	172	67	61	9	10	44	173	12	3

KLEIN, JACKSON

RHP

HT: 6-2; WT: 190; BATS: Right; THROWS: Right

BORN: July 13, 1994 in San Francisco, Calif.

RESIDES: San Francisco, Calif.

OPENING DAY AGE: 23

SIGNED BY: Josh Hallgren

ACQUIRED: Selected in the 34th round of the 2017 First-Year Player Draft

CAREER NOTES: 2013: Graduated from St. Ignatius High School (Calif.), where he was a three-time varsity letterman and the team captain as a senior...selected in the 32nd round by Atlanta, but did not sign...2014-17: Attended Stanford University, where he earned Academic All-Pac 12 Honorable Mention honors as a junior and senior...Stanford's Klein Field is named after Jackson's grandfather, Bud Klein, who played baseball and football at the university...2016: Selected in the 33rd round by Philadelphia, but did not sign.

Year	Club	W-L	ERA	G	GS	CG	SHO	SV	IP	H	R	ER	HR	HB	BB	SO	WP	BK
2017	Surprise (R)	0-1	9.00	9	0	0	0	0	14.0	15	14	14	2	1	13	8	3	0

LARA, JANSER UNOR

RHP

HT: 6-0; WT: 168; BATS: Right; THROWS: Right

BORN: Aug. 10, 1996 in San Cristobal, D.R.

RESIDES: San Cristobal, D.R.

OPENING DAY AGE: 21

SIGNED BY: Edis Perez

ACQUIRED: Signed as a non-drafted free agent, July 3, 2015

CAREER NOTES: 2017: Named Idaho Falls Pitcher of the Year after leading the Chukars in ERA (min. 25 IP)...also named Pioneer League midseason All-Star and recorded a scoreless inning in the league's All-Star Game...held opponents to one run or less in six of his 12 outings, including 6.0 shutout innings with a career-high tying eight strikeouts in a 7-0 win at Ogden on July 1.

Year	Club	W-L	ERA	G	GS	CG	SHO	SV	IP	H	R	ER	HR	HB	BB	SO	WP	BK
2016	Dominican Royals	1-2	4.09	12	7	0	0	1	33.0	33	17	15	4	3	21	45	3	1
2017	Idaho Falls (R)	4-2	4.13	12	10	0	0	0	52.1	51	28	24	8	6	29	57	7	0
Minor League Totals		5-4	4.11	24	17	0	0	1	85.1	84	45	39	12	9	50	102	10	1



LEE, KHALIL RASHAD

OF

HT: 5-10; WT: 182; BATS: Left; THROWS: Left
RESIDES: Centreville, Va.
SIGNED BY: Jim Farr

BORN: June 26, 1998 in Newark, Del.
OPENING DAY AGE: 19

ACQUIRED: Selected in the third round of the 2016 First-Year Player Draft

CAREER NOTES: **2016:** Graduated from Flint High School (Va.), where he was named Virginia's Gatorade Player of the Year after hitting .471 with six home runs at the plate and going 7-0 with a 0.33 ERA on the mound, including a 5.0-inning perfect game in which he struck out 13...named *Perfect Game* preseason All-American and *Louisville Slugger* preseason High School All-American...bypassed Liberty University to sign with Kansas City...earned MLB.com Organization All-Star and *Baseball America* Rookie All-Star honors in the Arizona League, ranking among the leaders in total bases (88, first), runs (first), triples (tied for first), walks (second), on-base percentage (.396, second) and slugging percentage (.484, fifth)...**2017:** Ranked by *Baseball America* as the Royals' No. 12 prospect entering the season...named MiLB.com Organization All-Star for the second straight season after tying for second in the South Atlantic League in home runs and ranking third in walks...named South Atlantic League Player of the Week (Aug. 20) after batting .409/.480/.909 (9-for-22) with seven extra-base hits and seven RBI in five games...**2018:** Ranked by *Baseball America* as the Royals' No. 2 prospect entering the season and dubbed the "Best Athlete" in the organization.

Year	Club	AVG	G	AB	R	H	2B	3B	HR	RBI	SH	SF	HP	BB	SO	SB	CS	E
2016	Surprise (R)	.269	49	182	43	49	9	6	6	29	0	1	6	33	57	8	4	4
2017	Lexington (A)	.237	121	451	71	107	24	6	17	61	3	3	10	65	171	20	18	7
Minor League Totals		.246	170	633	114	156	33	12	23	90	3	4	16	98	228	28	22	11

LENIK, KEVIN

RHP

See Major League Bios, Page 171

LOPEZ, JACK HENRY

INF

See Major League Bios, Page 172

LOPEZ, NICKY

INF

See Major League Bios, Page 173

LOPEZ, RAYMOND MILCIADES

OF

HT: 6-1; WT: 155; BATS: Switch; THROWS: Right
RESIDES: Santiago, D.R.
SIGNED BY: Fausto Morel

BORN: Dec. 4, 1998 in Santiago, D.R.
OPENING DAY AGE: 19

ACQUIRED: Signed as a non-drafted free agent, July 3, 2015

CAREER NOTES: **2017:** Played in just three games before being placed on the 60-day DL on June 29, ending his season.

Year	Club	AVG	G	AB	R	H	2B	3B	HR	RBI	SH	SF	HP	BB	SO	SB	CS	E
2016	Dominican Royals	.259	62	201	37	52	4	2	0	14	7	1	6	31	45	26	9	1
2017	Surprise (R)	.182	3	11	1	2	1	1	0	2	0	0	0	1	6	0	0	1
Minor League Totals		.255	65	212	38	54	5	3	0	16	7	1	6	32	51	26	9	2

LOVELADY, JOSHUA

C

HT: 6-0; WT: 210; BATS: Right; THROWS: Right
RESIDES: Prattville, Ala.
SIGNED BY: Travis Ezi

BORN: Sept. 20, 1993 in Mobile, Ala.
OPENING DAY AGE: 24

ACQUIRED: Signed as a non-drafted free agent, June 24, 2017

CAREER NOTES: **2013:** Graduated from Prattville High School (Ala.), where he hit .380 as a senior and led his team to a 42-5 record...**2014:** Attended Stelton State Community College (Ala.), where he was named the first team captain in school history and played part of the season with his mouth wired shut, the result of a broken jaw after being hit in the face by a fastball...**2015-17:** Transferred to Mississippi State University.

Year	Club	AVG	G	AB	R	H	2B	3B	HR	RBI	SH	SF	HP	BB	SO	SB	CS	E
2017	Surprise (R)	.241	18	54	5	13	2	0	0	7	0	0	0	4	8	1	1	2

LOVELADY, RICHARD TYLER

LHP

See Major League Bios, Page 174



MINOR LEAGUE BIOS (CONT.)

LOVVORN, ZACHARY DAVID

RHP

HT: 6-2; WT: 200; BATS: Right; THROWS: Right
RESIDES: Oxford, Ala.
SIGNED BY: Sean Gibbs

BORN: May 26, 1994 in Anniston, Ala.
OPENING DAY AGE: 23

ACQUIRED: Selected in the sixth round of the 2012 First-Year Player Draft
CAREER NOTES: 2012: Graduated from Oxford High School (Ala.)...went 5-2 with a 2.20 ERA and 75 strikeouts in 55.0 innings as a senior, helping Oxford win the Class 6A State Championship...bypassed Sanford by signing with Kansas City...father, Mike, played college baseball at both Southern Union JC and Jacksonville State University...2015: Earned South Atlantic League midseason All-Star honors...ranked tied for third in wins (nine) among Royals farmhands and his ERA (4.07) ranked 10th...2016: Named Wilmington Pitcher of the year, ranking sixth in the Carolina League in ERA...2017: Made four starts for the Surprise Saguaros in the Arizona Fall League.

Year	Club	W-L	ERA	G	GS	CG	SHO	SV	IP	H	R	ER	HR	HB	BB	SO	WP	BK
2012	Surprise (R)	0-3	8.34	14	8	0	0	0	49.2	64	50	46	3	*11	27	39	10	1
2013	Burlington (R)	2-3	3.74	11	11	0	0	0	53.0	50	24	22	2	4	21	36	7	0
2014	Idaho Falls (R)	3-6	5.00	14	6	0	0	1	66.2	83	44	37	3	7	15	56	12	3
2015	Lexington (A)	5-6	4.20	14	13	0	0	1	70.2	87	42	33	5	5	15	50	4	0
	Wilmington (A)	4-5	3.93	12	11	1	0	0	66.1	65	31	29	2	1	19	35	5	0
2016	Wilmington (A)	2-15	3.95	25	23	0	0	0	127.2	134	70	56	8	7	44	107	17	0
2017	NW Arkansas (AA)	4-9	4.83	31	18	0	0	0	117.1	142	72	63	8	5	34	93	10	0
Minor League Totals		20-47	4.67	121	90	1	0	2	551.1	625	333	286	31	40	175	416	65	4

MALDONADO, ISMAEL

RHP

HT: 6-4; WT: 169; BATS: Right; THROWS: Right
RESIDES: San Cristobal, D.R.
SIGNED BY: Edis Perez

BORN: Sept. 28, 1995 in San Cristobal, D.R.
OPENING DAY AGE: 22

ACQUIRED: Signed as a non-drafted free agent, Aug. 1, 2012

Year	Club	W-L	ERA	G	GS	CG	SHO	SV	IP	H	R	ER	HR	HB	BB	SO	WP	BK	
2013	Dominican Royals	0-0	9.00	1	0	0	0	0	1.0	1	1	1	0	0	2	0	0	0	
2014	Dominican Royals	0-0	13.50	7	0	0	0	0	10.0	12	18	15	0	4	13	7	8	1	
2015		(Injured - Did Not Pitch)																	
2016	Surprise (R)	1-2	6.90	13	2	0	0	0	30.1	33	35	23	3	10	20	22	7	1	
2017	Burlington (R)	0-3	10.13	4	4	0	0	0	16.0	21	21	18	4	3	16	13	5	5	
	Surprise (R)	1-2	5.95	9	3	0	0	0	39.1	44	31	26	6	3	29	36	3	2	
Minor League Totals		2-7	7.75	34	9	0	0	0	96.1	111	106	83	13	20	71	78	23	4	

MANESS, SETH

RHP

See Major League Bios, Pages 175-176

MARKUS, JOSEPH

LHP

HT: 6-7; WT: 220; BATS: Right; THROWS: Left
RESIDES: Deland, Fla.
SIGNED BY: Alex Mesa

BORN: May 29, 1996 in Deland, Fla.
OPENING DAY AGE: 21

ACQUIRED: Selected in the ninth round of the 2015 First-Year Player Draft

Career Notes: 2014: Graduated from Deland High School (Fla.)...2015: Attended Indian River State College, making 16 relief appearances.

Year	Club	W-L	ERA	G	GS	CG	SHO	SV	IP	H	R	ER	HR	HB	BB	SO	WP	BK	
2015	Burlington (R)	0-4	9.87	12	5	0	0	0	31.0	35	35	34	0	6	29	30	4	1	
2016		(Injured - Did Not Pitch)																	
2017	Surprise (R)	0-0	6.97	3	1	0	0	0	10.1	12	8	8	0	0	6	9	2	0	
	Burlington (R)	0-1	9.45	7	2	0	0	1	13.1	14	14	14	5	4	12	14	2	0	
Minor League Totals		0-5	9.22	22	8	0	0	1	54.2	61	57	56	5	10	47	53	8	1	

MARQUEZ, JOSE DANIEL

INF

HT: 6-0; WT: 175; BATS: Right; THROWS: Right
RESIDES: Barcelona, Venezuela
SIGNED BY: Richard Castro

BORN: Oct. 7, 1997 in Puerto de La Cruz, Venezuela
OPENING DAY AGE: 20

ACQUIRED: Signed as a non-drafted free agent, July 17, 2014

Career Notes: 2017: Hit two home runs in his final 38 at-bats, after hitting just one HR in his previous 456 career at-bats.

Year	Club	AVG	G	AB	R	H	2B	3B	HR	RBI	SH	SF	HP	BB	SO	SB	CS	E
2015	Dominican Royals	.278	55	194	22	54	10	3	0	26	8	4	4	16	36	1	7	7
2016	Surprise (R)	.220	36	123	16	27	3	2	1	17	1	2	1	9	34	4	1	5
2017	Burlington (R)	.254	50	177	24	45	9	4	2	19	1	0	5	15	32	1	2	11
Minor League Totals		.255	141	494	62	126	22	9	3	62	10	6	10	40	102	6	10	23

**MARTE, CHRISTOPHER****RHP**

HT: 6-1; WT: 190; BATS: Right; THROWS: Right
 RESIDES: Carrollton, Texas
 SIGNED BY: Edis Perez

BORN: July 9, 1996 in Santo Domingo, D.R.
 OPENING DAY AGE: 21

ACQUIRED: Signed as a non-drafted free agent, Sept. 5, 2015

CAREER NOTES: 2016: Ranked tied for fourth in the Dominican Summer League in wins.

Year	Club	W-L	ERA	G	GS	CG	SHO	SV	IP	H	R	ER	HR	HB	BB	SO	WP	BK
2016	Dominican Royals	8-2	1.89	14	11	0	0	0	66.2	54	20	14	3	1	16	39	4	0
2017	Idaho Falls (R)	3-4	5.40	15	1	0	0	1	46.2	66	36	28	5	3	17	29	4	1
Minor League Totals		11-6	3.34	29	12	0	0	1	113.1	120	56	42	8	4	33	68	8	1

MARTE, YUNIOR**RHP**

HT: 6-2; WT: 165; BATS: Right; THROWS: Right
 RESIDES: Santo Domingo Norte, D.R.
 SIGNED BY: Edis Perez

BORN: Feb. 2, 1995 in Santo Domingo Norte, D.R.
 OPENING DAY AGE: 23

ACQUIRED: Signed as a non-drafted free agent, June 25, 2012

Career Notes: 2013: Dominican Royals Pitcher of the Year...2016: Ranked fifth among South Atlantic League relievers with a .225 opponents' average...2017: Had a homerless streak of 61.0 innings (28 appearances) dating back to 2016 snapped on July 18 at Springfield.

Year	Club	W-L	ERA	G	GS	CG	SHO	SV	IP	H	R	ER	HR	HB	BB	SO	WP	BK
2013	Dominican Royals	4-3	1.71	11	8	0	0	2	47.1	39	15	9	0	4	9	36	9	0
2014	Burlington (R)	4-3	3.44	11	9	0	0	1	52.1	45	23	20	3	8	19	40	6	0
2015	Lexington (A)	4-5	6.44	18	11	0	0	0	65.2	80	59	47	4	12	38	60	14	1
2016	Lexington (A)	6-8	4.21	26	7	0	0	1	107.0	94	54	50	9	10	55	103	19	3
2017	Wilmington (A+)	3-2	2.23	20	1	0	0	4	36.1	25	9	9	0	2	20	42	4	0
	NW Arkansas (AA)	1-2	5.75	17	0	0	0	1	36.0	33	23	23	5	3	27	38	4	0
Minor League Totals		22-23	4.13	103	36	0	0	9	344.2	316	183	158	21	39	168	319	56	4

MARTIN, ANDRES ANTONIO**OF**

HT: 6-0; WT: 190; BATS: Right; THROWS: Right
 RESIDES: Monterrey, Mexico
 SIGNED BY: Orlando Estevez and Rene Francisco

BORN: Feb. 14, 1997 in San Luis Rio Colorado, Mexico
 OPENING DAY AGE: 21

ACQUIRED: Signed as a non-drafted free agent, Dec. 15, 2014

Year	Club	AVG	G	AB	R	H	2B	3B	HR	RBI	SH	SF	HP	BB	SO	SB	CS	E
2015	Dominican Royals	.253	53	174	24	44	9	1	0	21	2	1	2	19	33	6	4	2
2016	Dominican Royals	.257	56	187	23	48	2	2	0	26	8	3	4	20	27	6	3	4
2017	Surprise (R)	.274	21	73	7	20	0	1	0	6	1	0	0	8	17	2	4	3
Minor League Totals		.258	130	434	54	112	11	4	0	53	11	4	6	47	77	16	11	9

MARTIN, RUTILIOUS TAMARGE (RUDY)**OF**

HT: 5-7; WT: 155; BATS: Left; THROWS: Left
 RESIDES: Olive Branch, Miss.
 SIGNED BY: Travis Ezzi

BORN: Jan. 31, 1996 in Memphis, Tenn.
 OPENING DAY AGE: 22

ACQUIRED: Selected in the 25th round of the 2014 First-Year Player Draft

CAREER NOTES: 2013: Won 4A State Championship as a junior...2014: Graduated from Lewisburg High (Miss.)...2015: Named Surprise Player of the Year, ranking among Arizona League leaders in on-base percentage (.477, first), triples (tied for first), runs (tied for first), walks (tied for first), slugging percentage (.541, second) and batting average (.fourth) in his pro debut...reached safely in 26 consecutive games (July 24-Aug. 28), the second-longest streak in the Arizona League...named Arizona League postseason All-Star.

Year	Club	AVG	G	AB	R	H	2B	3B	HR	RBI	SH	SF	HP	BB	SO	SB	CS	E
2015	Surprise (R)	.338	40	133	+41	45	6	+9	1	11	1	2	3	+34	28	14	3	3
	Idaho Falls (R)	.167	2	6	1	1	0	0	0	1	0	0	1	3	2	0	0	0
2016	Idaho Falls (R)	.244	41	156	30	38	5	1	2	14	5	0	6	17	51	19	3	4
	Surprise (R)	.313	5	16	0	5	0	1	0	2	0	0	0	1	6	1	1	0
2017	Lexington (A)	.277	37	119	25	33	7	1	2	19	4	1	1	16	37	26	4	4
Minor League Totals		.284	125	430	97	122	18	12	5	46	11	3	10	69	125	62	11	11

MATIAS, SEULY**OF**

HT: 6-3; WT: 198; BATS: Right; THROWS: Right
 RESIDES: La Isabela, D.R.
 SIGNED BY: Fausto Morel

BORN: Sept. 4, 1998 in La Isabela, D.R.
 OPENING DAY AGE: 19

ACQUIRED: Signed as a non-drafted free agent, July 4, 2015

CAREER NOTES: 2016: Ranked among Arizona League leaders in home runs (tied for first), extra-base hits (21, tied for second) and total bases (82, tied for third)...2017: Tied for the Appalachian League lead with five sacrifice flies...2018: Enters the season as the No. 3 prospect in the Royals' system, according to *Baseball America* and rates as the "Best Outfield Arm."

Year	Club	AVG	G	AB	R	H	2B	3B	HR	RBI	SH	SF	HP	BB	SO	SB	CS	E
2016	Dominican Royals	.125	7	24	2	3	1	0	0	2	0	0	1	2	13	0	0	1
	Surprise (R)	.250	46	172	32	43	11	2	8	29	0	0	4	22	73	2	4	5
2017	Burlington (R)	.243	57	222	27	54	13	3	7	36	0	5	3	16	72	2	1	6
Minor League Totals		.239	110	418	61	100	25	5	15	67	0	5	8	40	158	4	5	12



MINOR LEAGUE BIOS (CONT.)

MATOS, YONATHAN

RHP

HT: 6-3; **WT:** 194; **BATS:** Right; **THROWS:** Right

BORN: July 6, 1998 in Bani, D.R.

RESIDES: Bani, D.R.

OPENING DAY AGE: 19

SIGNED BY: Edis Perez

ACQUIRED: Signed as a non-drafted free agent, July 6, 2016

Year	Club	W-L	ERA	G	GS	CG	SHO	SV	IP	H	R	ER	HR	HB	BB	SO	WP	BK
2017	Dominican Royals	0-3	7.76	14	0	0	0	0	29.0	30	28	25	2	0	26	21	12	1

MAYES, CONNOR

RHP

HT: 6-2; **WT:** 205; **BATS:** Right; **THROWS:** Right

BORN: May 23, 1996 in Austin, Texas

RESIDES: The Hills, Texas

OPENING DAY AGE: 21

SIGNED BY: Justin Lehr

ACQUIRED: Selected in the 24th round of the 2017 First-Year Player Draft

CAREER NOTES: **2013:** Pitched a perfect game with 10 strikeouts as a junior in high school...**2014:** Graduated from Lake Travis High School (Texas), where he went 11-0 with a 0.69 ERA and 90 strikeouts as a senior to earn Central Texas Pitcher of the Year honors...**2015-17:** Attended the University of Texas...**2016:** Earned Academic All-Big 12 Baseball honors and finished with a 3.60 ERA, best on the team among qualified pitchers

Year	Club	W-L	ERA	G	GS	CG	SHO	SV	IP	H	R	ER	HR	HB	BB	SO	WP	BK
2017	Surprise (R)	1-0	0.00	2	0	0	0	0	5.1	3	0	0	0	1	1	3	0	0
	Burlington (R)	4-2	3.82	10	6	0	0	0	37.2	36	21	16	2	3	10	33	1	0
Minor League Totals		5-2	3.35	12	6	0	0	0	43.0	39	21	16	2	4	11	36	1	0

MCCRAY, JONATHAN

INF

HT: 5-10; **WT:** 180; **BATS:** Switch; **THROWS:** Right

BORN: Jan. 8, 1995 in Riverside, Calif.

RESIDES: Riverside, Calif.

OPENING DAY AGE: 23

SIGNED BY: Colin Gonzales

ACQUIRED: Selected in the 24th round of the 2015 First-Year Player Draft

CAREER NOTES: **2014:** Graduated from Riverside M.L. King Jr. High School (Calif.)...**2015:** Attended San Bernardino Valley College, earning All-American All-Foothill Conference honors and was named first team All-Foothill Conference at second base after hitting .383...**2017:** Of his six home runs, four were hit in a five-game span from July 13-20, including two with Idaho Falls and a pair in his first two games with Wilmington.

Year	Club	AVG	G	AB	R	H	2B	3B	HR	RBI	SH	SF	HP	BB	SO	SB	CS	E
2015	Surprise (R)	.267	44	172	26	46	6	3	4	28	2	2	0	14	29	8	2	7
2016	Burlington (A)	.244	48	164	28	40	7	3	7	24	0	0	3	13	43	4	5	3
2017	Wilmington (A+)	.186	35	102	10	19	6	0	2	8	0	2	1	7	23	0	0	3
	Idaho Falls (R)	.323	22	93	19	30	4	4	4	14	0	1	0	5	17	1	3	8
	Omaha (AAA)	.143	2	7	0	1	0	0	0	0	0	0	0	1	0	0	0	1
Minor League Totals		.253	151	538	83	136	23	10	17	74	2	5	1	39	113	13	10	22

McKAY, DAVID

RHP

HT: 6-3; **WT:** 205; **BATS:** Right; **THROWS:** Right

BORN: March 31, 1995 in Melbourne, Fla.

RESIDES: Satellite Beach, Fla.

OPENING DAY AGE: 22

SIGNED BY: Alex Mesa

ACQUIRED: Selected in the 14th round of the 2016 First-Year Player Draft

CAREER NOTES: **2013:** Graduated from Viera High School (Fla.)...selected by the New York Mets in the 30th round, but didn't sign...**2016:** Attended Florida Atlantic, where he went 3-6 with a 3.74 ERA in 14 starts as a red-shirt sophomore...led the team with 66 strikeouts in 74.2 innings and posted a .222 opponents' average, fourth best in Conference USA...**2017:** Ranked among Pioneer League leaders in strikeouts (68, second), wins (six, tied for second) and innings (79.0, fourth)...went 2-5 with an 8.76 ERA (62 ER in 63.2 IP) through his first 16 outings (10 starts), before winning each of his last four starts of the season, posting a 3.24 ERA (9 ER in 25.0 IP).

Year	Club	W-L	ERA	G	GS	CG	SHO	SV	IP	H	R	ER	HR	HB	BB	SO	WP	BK
2016	Burlington (R)	3-3	2.64	12	5	0	0	0	44.1	38	14	13	3	4	15	41	4	0
2017	Lexington (A)	0-0	13.03	6	0	0	0	0	9.2	19	14	14	4	0	5	11	1	0
	Idaho Falls (R)	6-5	6.49	14	14	0	0	0	79.0	104	62	57	13	7	18	68	3	0
Minor League Totals		9-8	5.68	32	19	0	0	0	133.0	161	90	84	20	11	38	120	8	0

MEDINA, ANGEL JESUS ARMANDO

INF

HT: 6-1; **WT:** 180; **BATS:** Right; **THROWS:** Right

BORN: Nov. 2, 1998 in La Guaira, Venezuela

RESIDES: La Guaira, Venezuela

OPENING DAY AGE: 19

SIGNED BY: Richard Castro

ACQUIRED: Signed as a minor-league free agent, July 13, 2015

CAREER NOTES: **2017:** Tied for fourth in the Arizona League with seven triples...hit his first career grand slam in the seventh inning of a 17-11 loss vs. the AZL Padres on July 16.

Year	Club	AVG	G	AB	R	H	2B	3B	HR	RBI	SH	SF	HP	BB	SO	SB	CS	E
2016	Dominican Royals	.276	50	181	31	50	6	3	3	24	0	2	4	14	36	6	3	19
2017	Surprise (R)	.255	43	157	20	40	2	7	2	17	0	1	1	5	50	3	2	24
Minor League Totals		.266	93	338	51	90	8	10	5	41	0	3	5	19	86	9	5	43

**MEDINA, VICTOR****RHP****HT:** 5-10; **WT:** 170; **BATS:** Right; **THROWS:** Right**BORN:** Feb. 9, 2000 in San Cristobal, D.R.**RESIDES:** Hatillo, D.R.**OPENING DAY AGE:** 18**SIGNED BY:** Edis Perez**ACQUIRED:** Signed as a non-drafted free agent, Oct. 7, 2016

CAREER NOTES: 2017: His 14 appearances were one shy of the team lead...held opponents without an earned run in 11 outings, including his first career appearance, in which he earned a save, and his second outing, in which he earned the win, pitching the ninth and 10th innings of a 3-2 victory.

Year	Club	W-L	ERA	G	GS	CG	SHO	SV	IP	H	R	ER	HR	HB	BB	SO	WP	BK
2017	Dominican Royals	1-2	1.33	14	2	0	0	2	27.0	12	7	4	0	3	16	18	2	0

MEJIA, ERICK AGUSTO**INF**

See Major League Bios, Page 177

MELLENDEZ, MJ (MERVYL JR.)**C****HT:** 6-1; **WT:** 175; **BATS:** Left; **THROWS:** Right**BORN:** Nov. 29, 1998 in Cutler Bay, Fla.**RESIDES:** Palmetto Bay, Fla.**OPENING DAY AGE:** 19**SIGNED BY:** Alex Mesa**ACQUIRED:** Selected in the second round of the 2017 First-Year Player Draft

CAREER NOTES: 2017: Graduated from Westminster Christian High School (Fla.), after transferring from his Alabama high school to play closer to his father, Mervyl Sr., who is the coach at Florida International University...hit .391 with eight home runs and 29 RBI as a senior, and was ranked as the third best catcher in the 2017 Draft, according to MLB.com...led the Surprise Royals with a .374 on-base percentage (min. 100 plate appearances), tied for the team lead with four home runs and ranked second with 30 RBI...reached safely in 41 of 47 games...ranked as the 13th best prospect in the Arizona League, according to *Baseball America*...**2018:** Enters the season as the No. 6 prospect in the Royals' system, according to *Baseball America*.

Year	Club	AVG	G	AB	R	H	2B	3B	HR	RBI	SH	SF	HP	BB	SO	SB	CS	E
2017	Surprise (R)	.262	47	168	25	44	8	3	4	30	0	0	4	26	60	4	2	4

MENDEZ, LEANDRO**RHP****HT:** 5-11; **WT:** 181; **BATS:** Right; **THROWS:** Right**BORN:** April 21, 2000 in Las Matas de Farfan, D.R.**RESIDES:** Los Alcarrazos, D.R.**OPENING DAY AGE:** 17**SIGNED BY:** Edis Perez**ACQUIRED:** Signed as a non-drafted free agent, July 7, 2016

CAREER NOTES: 2017: Didn't allow an earned run over his first 20.0 innings (10 appearances), going 3-1 with two saves, before going 0-3 with a 5.40 ERA (8 ER in 13.1 IP) in his last five appearances (two starts), including a 3.0-inning save.

Year	Club	W-L	ERA	G	GS	CG	SHO	SV	IP	H	R	ER	HR	HB	BB	SO	WP	BK
2017	Dominican Royals	3-4	2.16	15	2	0	0	3	33.1	23	11	8	1	0	15	23	2	0

MESSIER, MICHAEL PATRICK**LHP****HT:** 6-6; **WT:** 205; **BATS:** Right; **THROWS:** Left**BORN:** May 12, 1995 in Milton, Ga.**RESIDES:** Milton, Ga.**OPENING DAY AGE:** 22**SIGNED BY:** Mike Farrell**ACQUIRED:** Selected in the 15th round of the 2016 First-Year Player Draft

CAREER NOTES: 2013: Graduated from Milton High School (Ga.)...**2016:** Attended Bellarmine University, where he went 6-5 with a team-leading 84 strikeouts in 72.0 innings as a junior...five of his 12 starts were complete games, including one shutout...**2017:** Went 1-2 with a 2.33 ERA (7 ER in 27.0 IP) in eight relief appearances and 0-4 with a 10.38 ERA (25 ER in 21.2 IP) in five starts...is a distant cousin of Don Mattingly.

Year	Club	W-L	ERA	G	GS	CG	SHO	SV	IP	H	R	ER	HR	HB	BB	SO	WP	BK
2016	Surprise (R)	0-1	11.25	3	0	0	0	0	4.0	7	7	5	0	0	3	7	0	0
2017	Burlington (R)	1-6	5.92	13	5	0	0	1	48.2	59	34	32	7	1	20	48	7	0
Minor League Totals		1-7	6.32	16	5	0	0	1	52.2	66	41	37	7	1	23	55	7	0



MINOR LEAGUE BIOS (CONT.)

MILLER, ANDERSON LATRELL

OF

HT: 6-3; WT: 208; BATS: Left; THROWS: Left
RESIDES: Lexington, Ky.
SIGNED BY: Mike Farrell

BORN: May 6, 1994 in Lexington, Ky.
OPENING DAY AGE: 23

ACQUIRED: Selected in the third round of the 2015 First-Year Player Draft

CAREER NOTES: 2012: Graduated from Lafayette High School (Ky.), where he hit .417 as a senior and went 5-1 with a 1.71 ERA on the mound, earning First-Team All-State honors...2013: Attended Western Kentucky University, where he suffered season-ending shoulder injury in his 17th game as a freshman...2014: Returned to hit .335/.404/.475 as a sophomore, earning second-team All-Sun Belt Conference honors...2017: Earned Carolina League midseason All-Star honors and won Carolina League Player of the Week (May 14)...had a Carolina League leading 30-game on-base streak from April 14-May 15 in which he hit .308/.386/.521 (36-for-117) with 11 extra-base hits and 20 RBI.

Year	Club	AVG	G	AB	R	H	2B	3B	HR	RBI	SH	SF	HP	BB	SO	SB	CS	E
2015	Burlington (R)	.342	10	38	6	13	3	0	2	7	0	0	1	0	7	3	0	0
	Surprise (R)	.333	1	3	1	1	0	0	0	1	0	0	0	0	0	0	0	0
	Lexington (A)	.260	43	169	15	44	8	1	2	21	0	1	14	28	0	1	1	
2016	Lexington (A)	.284	43	155	24	44	12	1	3	18	2	0	1	22	51	3	1	0
	Wilmington (A+)	.201	38	144	18	29	8	3	3	16	2	1	1	12	50	5	0	2
2017	Wilmington (A+)	.290	70	269	37	78	11	4	7	37	0	0	2	36	60	15	2	2
	NW Arkansas (AA)	.230	58	213	17	49	8	0	2	19	1	1	1	9	56	3	2	3
Minor League Totals		.260	263	991	118	258	50	9	19	119	5	3	7	93	252	29	6	8

MILLER, DARRELL

C

HT: 6-2; WT: 225; BATS: Right; THROWS: Right
RESIDES: Yorba Linda, Calif.
SIGNED BY: Rich Amaral

BORN: Sept. 29, 1993 in Fullerton, Calif.
OPENING DAY AGE: 24

ACQUIRED: Signed as a non-drafted free agent, Feb. 25, 2017

CAREER NOTES: 2012: Graduated from Servite High School (Calif.), where he was a four-year varsity letterwinner...selected by Philadelphia in the 34th round, but did not sign...2013-16: Attended UCLA, where he was a semifinalist for the Johnny Bench Award as a junior in 2015...2016: Missed season due to surgery on his left labrum...2017: Won the Pioneer League batting title (.376) in his professional debut and also tied for the league lead with a .459 on-base percentage and ranked fourth with 18 doubles...named a Pioneer League midseason and postseason All-Star...began his career with a 13-game hitting streak (June 20-July 21) and a 23-game on-base streak (June 20-Aug. 6), in which he hit .432/.477/.600 (41-for-95) with 20 runs and 24 RBI...homered in his first career game (June 20 at Grand Junction) and had five hits in his second (June 22)...also had a five-hit game on July 26 at Missoula, and three four-hit games... named Pioneer League Player of the Week (Aug. 20) after batting .526/.615/1.000 (10-for-19) with five extra-base hits and 10 RBI in five games...he is the son of Darrell Miller Sr., who played five seasons in the Majors (1984-88) with the California Angels; he's the nephew of Reggie Miller, who had an 18-year Hall of Fame career in the NBA, and Cheryl Miller, who played professional basketball and is in the Naismith Memorial Basketball Hall of Fame.

Year	Club	AVG	G	AB	R	H	2B	3B	HR	RBI	SH	SF	HP	BB	SO	SB	CS	E
2017	Idaho Falls (R)	*.376	48	186	45	70	18	0	5	43	0	3	6	25	25	0	0	1

MITCHELL, JOSH

LHP

HT: 6-2; WT: 220; BATS: Right; THROWS: Left
RESIDES: Ridgeway, Pa.
SIGNED BY: Jim Farr

BORN: Sept. 8, 1994 in Ridgeway, Pa.
OPENING DAY AGE: 23

ACQUIRED: Selected in the 22nd round of the 2017 First-Year Player Draft

CAREER NOTES: 2013: Graduated from Ridgeway High School (Pa.), where he was selected to the First-Team All-District in both his sophomore and junior seasons...had a 1.98 ERA and 100 strikeouts on the mound as a junior and hit .530 with six home runs and 50 RBI...2015-17: Attended the University of Pittsburgh, where he made 41 appearances (16 starts) over three seasons.

Year	Club	W-L	ERA	G	GS	SHO	SV	IP	H	R	ER	HR	HB	BB	SO	WP	BK
2017	Surprise (R)	1-0	9.58	4	2	0	0	10.1	17	12	11	1	0	0	11	0	0
	Idaho Falls (R)	2-1	7.59	14	0	0	0	4	21.1	34	19	18	4	0	6	24	3
Minor League Totals		3-1	8.24	18	2	0	0	4	31.2	51	31	29	5	0	6	35	3

MONDESI, PAUL

C

HT: 6-0; WT: 215; BATS: Right; THROWS: Right
RESIDES: Santo Domingo, DR
SIGNED BY: Edis Perez

BORN: July 7, 1998 in New York, N.Y.
OPENING DAY AGE: 19

ACQUIRED: Signed as a non-drafted free agent, Feb. 5, 2016

Year	Club	AVG	G	AB	R	H	2B	3B	HR	RBI	SH	SF	HP	BB	SO	SB	CS	E
2016	Dominican Royals	.239	28	67	2	16	6	0	0	16	0	1	1	8	7	2	0	2
2017	Dominican Royals	.150	40	133	2	20	2	0	1	9	0	1	0	4	19	3	2	2
Minor League Totals		.180	68	200	4	36	8	0	1	25	0	2	1	12	26	5	2	4

**MOON, LOGAN MICHAEL****OF**

HT: 6-2; WT: 195; BATS: Right; THROWS: Right
 RESIDES: Blue Springs, Mo.

BORN: Feb. 15, 1992 in Springfield, Mo.
 OPENING DAY AGE: 26

SIGNED BY: Scott Melvin

ACQUIRED: Selected in the sixth round of the 2014 First-Year Player Draft.

CAREER NOTES: **2010:** Graduated from Blue Springs South High (Mo.), where he hit .355 as a senior...**2011-13:** Attended the University of Central Arkansas...**2014:** Transferred to Missouri Southern, where he hit .386...named Burlington Player of the Year in after winning the Appalachian League batting title...also ranked second in hits, third in triples, tied for third in total bases (101), fifth in stolen bases, ninth with a .447 slugging percentage and tied for tenth in both games and at-bats.

Year	Club	AVG	G	AB	R	H	2B	3B	HR	RBI	SH	SF	HP	BB	SO	SB	CS	E
2014	Burlington (R)	*.332	59	226	23	75	10	5	2	24	0	2	0	10	40	16	2	1
2015	Wilmington (A)	.254	121	386	39	98	12	4	0	28	5	3	0	35	93	12	7	7
2016	NW Arkansas (AA)	.254	107	351	42	89	20	1	4	30	7	2	2	26	103	4	3	5
2017	NW Arkansas (AA)	.241	78	266	29	64	14	1	4	24	0	1	0	17	85	4	1	3
	Omaha (AAA)	.336	29	107	18	36	8	1	4	15	2	1	0	6	30	2	1	0
Minor League Totals		.271	394	1336	151	362	64	12	14	121	14	9	2	94	351	38	14	16

MORALES, AUSTIN**RHP**

HT: 6-2; WT: 185; BATS: Right; THROWS: Right
 RESIDES: Bonao, D.R.

BORN: Jan. 23, 1998 in Bonao, D.R.
 OPENING DAY AGE: 20

SIGNED BY: Fausto Morel

ACQUIRED: Signed as a non-drafted free agent, July 5, 2016

Year	Club	W-L	ERA	G	GS	CG	SHO	SV	IP	H	R	ER	HR	HB	BB	SO	WP	BK
2017	Dominican Royals	2-2	2.57	10	0	0	0	1	14.0	8	8	4	0	1	8	6	1	0

MORALES, MATT**INF**

HT: 6-0; WT: 180; BATS: Switch; THROWS: Right
 RESIDES: Wellington, Fla.

BORN: Nov. 26, 1996 in Wellington, Fla.
 OPENING DAY AGE: 21

SIGNED BY: Alex Mesa

ACQUIRED: Selected in the 23rd round of the 2017 First-Year Player Draft.

CAREER NOTES: **2015:** Graduated from Wellington High School (Fla.), where he was a four-year letter winner at shortstop...selected by Washington in the 28th round, but did not sign...**2016:** Attended Stetson University (Fla.)...**2017:** Transferred to Palm Beach State Community College, where he hit .311/.388/.453 (59-for-190)...would have ranked fourth in the Pioneer League in batting average (.358), but fell 21 plate appearances shy of qualifying...had a career-high five hits and five RBI on Aug. 16 vs. Billings, in addition to a pair of four-hit games.

Year	Club	AVG	G	AB	R	H	2B	3B	HR	RBI	SH	SF	HP	BB	SO	SB	CS	E
2017	Idaho Falls (R)	.358	37	165	31	59	13	1	1	25	4	1	0	14	29	12	3	13

MORIN, PARKER**C**

See Major League Bios, Page 178



MINOR LEAGUE BIOS (CONT.)

MORTENSEN, CLAYTON GRANT

RHP

HT: 6-4; WT: 184; BATS: Right; THROWS: Right
RESIDES: Phoenix, Ariz.
SIGNED BY: Jay North (Cardinals)

BORN: April 10, 1985 in Rexburg, Idaho
OPENING DAY AGE: 32

ACQUIRED: Signed as a minor league free agent, Jan. 16, 2018

CAREER NOTES: 2003: Graduated from Madison High (Idaho)...2004-05: Attended Treasure Valley Community College (Ore.)...2006: Transferred to Gonzaga...2007: Earned West Coast Conference Pitcher of the Year honors and was a Louisville Slugger Third-Team All-America selection as a senior...selected in the first round (36th overall) by St. Louis in the First-Year Player Draft...2009: Made his Major League debut on June 29 vs. San Francisco...was traded to Oakland in the deal that sent Matt Holliday to St. Louis on July 24...earned his first Major League win on Sept. 11 at Minnesota...2010: Earned Pacific Coast League All-Star honors...led Oakland farmhands in wins and innings, while tying for second in the PCL in wins...2011: Made 16 appearances over two stints with Colorado...2012: Made his first Opening Day roster with Boston and held opponents to a .212 average in 26 outings...Participated in the Southwest Florida Children's Hospital Celebrity Golf Classic...2013: First acquired by Kansas City from Boston in exchange for OF Quintin Berry on Aug. 27...participated in the New Stars for Young Stars event to benefit the Jimmy Fund...married to Janna, the couple has a son, Miles.

Year	Club	W-L	ERA	G	GS	CG	SHO	SV	IP	H	R	ER	HR	HB	BB	SO	WP	BK
2007	Batavia (A)	1-1	1.77	6	4	0	0	0	20.1	13	4	4	0	2	11	23	1	0
	Quad Cities (A)	0-2	3.12	10	10	0	0	0	40.1	44	17	14	2	4	8	45	2	0
2008	Springfield (AA)	3-4	4.22	11	11	0	0	0	59.2	59	31	28	6	4	22	48	4	0
	Memphis (AAA)	5-6	5.51	15	14	0	0	0	80.0	87	50	49	12	6	42	57	14	1
2009	Memphis (AAA)	7-6	4.37	17	17	1	0	0	105.0	103	58	51	11	4	34	82	3	0
	ST. LOUIS	0-0	6.00	1	0	0	0	0	3.0	5	6	2	1	1	1	2	0	0
	Sacramento (AAA)	2-2	4.45	6	6	0	0	0	32.1	40	20	16	2	0	14	18	2	0
	OAKLAND	2-4	7.81	6	6	0	0	0	27.2	37	28	24	5	2	12	11	1	0
2010	Sacramento (AAA)	13-6	4.25	26	26	0	0	0	165.1	161	91	78	20	2	53	112	14	0
	OAKLAND	0-0	4.50	1	1	0	0	0	6.0	6	4	3	1	0	2	7	0	0
2011	Colo. Springs (AAA)	2-8	9.42	15	15	0	0	0	64.0	104	71	67	13	2	29	54	6	0
	COLORADO	2-4	3.86	16	6	0	0	0	58.1	55	30	25	9	2	24	30	3	0
2012	Pawtucket (AAA)	5-3	1.91	24	0	0	0	2	37.2	21	11	8	3	4	15	36	2	0
	BOSTON	1-1	3.21	26	0	0	0	0	42.0	32	15	15	7	1	19	41	3	0
	Portland (AA)	0-0	18.00	1	0	0	0	0	1.0	3	2	2	0	0	1	0	0	0
2013	BOSTON	1-2	5.34	24	0	0	0	0	30.1	32	19	18	3	3	16	21	1	0
	Pawtucket (AAA)	3-0	2.47	14	6	0	0	0	43.2	34	14	12	4	2	20	39	3	0
	Omaha (AAA)	1-0	4.50	1	1	0	0	0	6.0	6	3	3	1	0	3	2	0	0
2014	Omaha (AAA)	5-4	4.74	16	15	0	0	0	76.0	86	43	40	11	3	22	62	4	0
2015	Omaha (AAA)	7-9	5.40	24	17	0	0	0	106.2	104	68	64	9	4	59	81	2	0
2016	Omaha (AAA)	3-5	5.65	32	3	0	0	0	63.2	75	42	40	9	3	30	70	5	0
2017	New Orleans (AAA)	4-1	7.80	22	0	0	0	1	30.0	29	28	26	4	3	22	39	3	0
	Jacksonville (AA)	2-0	2.14	19	0	0	0	6	21.0	10	6	5	2	1	9	22	2	0
Minor League Totals		63-57	4.79	259	145	1	0	9	952.2	979	559	507	109	44	394	790	67	1
Major League Totals		6-11	4.68	74	13	0	0	0	167.1	167	102	87	26	9	74	112	8	0

NACERO, KEMBER

INF

HT: 5-11; WT: 155; BATS: Right; THROWS: Right
RESIDES: Maracay, Venezuela
SIGNED BY: Richard Castro

BORN: March 5, 2000 in Maracay, Venezuela
OPENING DAY AGE: 18

ACQUIRED: Signed as a non-drafted free agent, July 26, 2016

Year	Club	AVG	G	AB	R	H	2B	3B	HR	RBI	SH	SF	HP	BB	SO	SB	CS	E
2017	Dominican Royals	.200	25	85	6	17	0	0	0	5	3	2	3	8	36	4	4	6

NESBIT, CODY

RHP

HT: 6-3; WT: 175; BATS: Right; THROWS: Right
RESIDES: La Porte, Texas
SIGNED BY: Justin Lehr

BORN: March 5, 1996 in La Porte, Texas
OPENING DAY AGE: 22

ACQUIRED: Selected in the 22nd round of the 2016 First-Year Player Draft

CAREER NOTES: 2013: Graduated from La Porte High School (Texas)...2016: Attended San Jacinto College North, where the sidarm pitcher went 5-2 with a 0.80 ERA (4 ER in 45.0 IP) and 78 strikeouts (15.60 SO/9) in 23 relief appearances on a team that reached a No. 1 ranking in both the NJCAA and Perfect Game polls in April...had signed a National Letter of Intent to play at Houston before signing with Kansas City.

Year	Club	W-L	ERA	G	GS	CG	SHO	SV	IP	H	R	ER	HR	HB	BB	SO	WP	BK
2016	Surprise (R)	0-0	3.18	5	0	0	0	0	5.2	5	2	2	0	1	4	4	0	0
2017	Idaho Falls (R)	2-0	4.66	3	0	0	0	0	9.2	10	6	5	0	3	4	8	0	0
	Lexington (A)	0-0	1.45	12	0	0	0	0	18.2	10	3	3	2	1	8	25	0	0
	Wilmington (A+)	0-0	12.00	2	0	0	0	0	3.0	4	4	4	0	1	1	2	3	0
Minor League Totals		2-0	3.41	22	0	0	0	0	37.0	29	15	14	2	6	17	39	3	0



NEUWEILER, CHARLIE

RHP

HT: 6-1; WT: 205; BATS: Right; THROWS: Right
 RESIDES: Maspeth, N.Y.
 SIGNED BY: Casey Fahy

BORN: Feb. 8, 1999 in East Elmhurst, N.Y.
 OPENING DAY AGE: 19

ACQUIRED: Selected in the fifth round of the 2017 First-Year Player Draft
 CAREER NOTES: 2017: Graduated from Monsignor McClancy Memorial High School (N.Y.), where he went 7-2 with a 0.28 ERA (2 ER in 64.2 IP) as a senior, with six shutouts and 110 strikeouts (15.3 K/9), leading his school to 21 wins, its most in 25 years...he and his twin brother, Ryan, were committed to Long Island University Brooklyn, before Charlie signed with Kansas City...Ryan is a freshman at LIU this season...named Surprise Pitcher of the Year in his professional debut, posting a 1.76 ERA that would've led the Arizona League, but he fell 4.0 innings shy of qualifying.

Year	Club	W-L	ERA	G	GS	CG	SHO	SV	IP	H	R	ER	HR	HB	BB	SO	WP	BK
2017	Surprise (R)	3-3	1.76	12	5	0	0	0	41.0	28	13	8	3	2	12	34	3	0

NEWBERRY, CHRISTOPHER (JAKE)

RHP

HT: 6-2; WT: 195; BATS: Right; THROWS: Right
 RESIDES: San Diego, Calif.
 SIGNED BY: Scott Groot

BORN: Nov. 20, 1994 in San Diego, Calif.
 OPENING DAY AGE: 23

ACQUIRED: Selected in the 37th round of the 2012 First-Year Player Draft
 CAREER NOTES: 2012: Graduated from Mira Mesa High School (Calif.), where he went 7-1 with a 1.08 ERA over 58.1 IP as a senior and hit .408 at the plate...2014: Ranked among Pioneer League leaders in wins (tied for second), WHIP (1.41, sixth), ERA (eighth) and strikeouts (eighth) and innings (10th)...2016: Ranked third among Carolina League relievers in BB/9 (2.37) and ranked fourth in opponents' average (.224)...2017: Led Royals farmhands with 15 saves, third most in the Texas League, despite being promoted to Omaha on Aug. 8...named Texas League midseason All-Star.

Year	Club	W-L	ERA	G	GS	CG	SHO	SV	IP	H	R	ER	HR	HB	BB	SO	WP	BK
2012	Surprise (R)	1-0	2.81	11	0	0	0	0	16.0	13	6	5	1	0	8	12	2	0
2013	Burlington (R)	1-1	2.68	11	6	0	0	1	47.0	39	19	14	3	0	24	50	9	0
2014	Idaho Falls (R)	6-4	4.50	13	10	1	0	0	68.0	74	37	34	3	4	22	65	5	0
2015	Lexington (A)	4-2	5.04	35	0	0	0	8	60.2	66	38	34	4	1	18	55	2	1
2016	Lexington (A)	0-0	0.00	6	0	0	0	0	9.2	7	4	0	0	0	2	11	1	0
	Wilmington (A)	3-2	3.00	29	0	0	0	3	57.0	48	22	19	4	2	16	51	5	1
2017	NW Arkansas (AA)	4-2	2.13	36	0	0	0	15	50.2	45	17	12	3	0	19	33	3	1
	Omaha (AAA)	2-2	4.76	7	0	0	0	0	11.1	10	7	6	1	0	7	11	2	0
Minor League Totals		21-13	3.48	148	16	1	0	27	320.1	302	150	124	19	7	116	288	29	3

NUNEZ, BRAULIO ANTONIO

LHP

HT: 6-1; WT: 178; BATS: Left; THROWS: Left
 RESIDES: San Francisco De Macoris, D.R.
 SIGNED BY: Edis Perez, Fabio Herrera

BORN: Dec. 21, 1999 in San Francisco De Macoris, D.R.
 OPENING DAY AGE: 18

ACQUIRED: Signed as a non-drafted free agent, Dec. 22, 2016

Year	Club	W-L	ERA	G	GS	CG	SHO	SV	IP	H	R	ER	HR	HB	BB	SO	WP	BK
2017	Dominican Royals	0-2	6.08	9	1	0	0	0	13.1	15	11	9	0	2	9	8	1	1

NUNEZ, OLIVER

INF

HT: 5-10; WT: 170; BATS: Switch; THROWS: Right
 RESIDES: Santo Domingo, D.R.
 SIGNED BY: Edis Perez

BORN: Feb. 21, 1995 in Bani, D.R.
 OPENING DAY AGE: 23

ACQUIRED: Signed as a non-drafted free agent, Dec. 10, 2013

CAREER NOTES: 2017: Ranked among Appalachian League leaders in stolen bases (19, second), runs (44, tied for fourth), and batting average (.321, seventh).

Year	Club	AVG	G	AB	R	H	2B	3B	HR	RBI	SH	SF	HP	BB	SO	SB	CS	E
2014	Dominican Royals	.234	46	128	24	30	5	2	0	11	3	2	1	38	26	12	6	12
2015	Dominican Royals	.306	66	232	44	71	9	5	1	23	7	2	0	39	27	14	7	19
2016	Surprise (R)	.273	27	88	14	24	4	1	0	9	0	0	1	19	12	4	2	14
2017	Burlington (R)	.321	59	221	44	71	10	3	2	20	2	1	3	22	36	19	4	13
Minor League Totals		.293	198	669	126	196	28	11	3	63	12	5	5	118	101	49	19	58



MINOR LEAGUE BIOS (CONT.)

OGANDO, EMILIO ADOLFO

LHP

HT: 6-2; WT: 180; BATS: Left; THROWS: Left

BORN: Aug. 13, 1993 in Framingham, Mass.

RESIDES: Valrico, Fla.

OPENING DAY AGE: 24

SIGNED BY: Alex Mesa

ACQUIRED: Selected in the 12th round of the 2014 First-Year Player Draft

CAREER NOTES: **2011:** Graduated from Durant High (Fla.)...**2014:** Attended St. Thomas University (Fla.), where he went 7-2 with a 2.34 ERA as a junior and earned First-Team All-Sun Conference honors...**2016:** Named South Atlantic League midseason All-Star... ranked fourth among Royals farmhands in strikeouts and seventh among qualified starters in ERA...**2017:** Ranked fourth in the Texas League with a 3.45 ERA.

Year	Club	W-L	ERA	G	GS	CG	SHO	SV	IP	H	R	ER	HR	HB	BB	SO	WP	BK
2014	Idaho Falls (R)	2-2	2.97	13	5	0	0	0	30.1	25	14	10	2	0	17	27	3	0
2015	Lexington (A)	5-8	4.19	26	4	0	0	0	92.1	100	59	43	8	6	40	78	11	0
2016	Lexington (A)	7-10	3.80	25	20	0	0	0	132.2	126	71	56	14	4	35	130	10	0
2017	Wilmington (A+)	1-0	5.47	5	5	0	0	0	26.1	30	16	16	5	0	9	25	6	0
	NW Arkansas (AA)	10-10	3.45	23	23	0	0	0	133.0	130	62	51	15	4	36	83	3	1
	Omaha (AAA)	0-0	1.80	1	1	0	0	0	5.0	4	1	1	0	0	3	2	0	0

Minor League Totals 25-30 3.80 93 58 0 0 0 419.2 415 223 177 44 14 140 345 33 1

O'HEARN, RYAN PATRICK

1B

See Major League Bios, Page 179

OLLOQUE, MANUEL JOSE (MANNY)

INF

HT: 6-2; WT: 165; BATS: Right; THROWS: Right

BORN: May 11, 1996 in Torrance, Calif.

RESIDES: Torrance, Calif.

OPENING DAY AGE: 21

SIGNED BY: Rich Amaral

ACQUIRED: Selected in the 16th round of the 2014 First-Year Player Draft

CAREER NOTES: **2014:** Graduated from Torrance High School (Calif.) after helping the school to its first CIF Southern Section Division IV Championship as a senior...**2016:** Earned Pioneer League midseason and postseason All-Star honors, ranking among the league's leaders in RBI (tied for second), at-bats (third), hits (tied for third) and runs (tied for third)...ranked fourth among Royals farmhands in batting average.

Year	Club	AVG	G	AB	R	H	2B	3B	HR	RBI	SH	SF	HP	BB	SO	SB	CS	E
2014	Burlington (R)	.333	25	75	17	25	5	1	0	7	0	2	2	6	6	0	8	
2015	Surprise (R)	.169	18	59	7	10	2	0	0	3	2	0	1	4	10	0	2	8
2016	Idaho Falls (R)	.330	66	276	54	91	18	1	8	53	0	4	1	23	43	7	2	25
2017	Lexington (A)	.244	106	365	52	89	18	2	6	44	3	3	4	30	92	6	1	12

Minor League Totals .277 215 775 130 215 43 4 14 107 5 9 8 59 151 19 5 53

PENA, YIMAURY

RHP

HT: 6-2; WT: 160; BATS: Right; THROWS: Right

BORN: Oct. 15, 1993 in Cabarete, D.R.

RESIDES: Cabarete, D.R.

OPENING DAY AGE: 24

SIGNED BY: Fausto Morel

ACQUIRED: Signed as a non-drafted free agent, Jan. 24, 2012

Career Note: **2014:** Dominican Royals Pitcher of the Year...**2015:** Ranked first among Royals farmhands and third among Arizona League pitchers in ERA...**2016-17:** Has missed the last two seasons due to injury.

Year	Club	W-L	ERA	G	GS	CG	SHO	SV	IP	H	R	ER	HR	HB	BB	SO	WP	BK
2012	Dominican Royals	1-3	5.06	10	5	0	0	0	26.2	30	17	15	2	3	13	14	3	1
2013	Dominican Royals	2-2	2.75	13	5	1	1	0	39.1	28	13	12	0	1	13	33	5	0
2014	Dominican Royals	2-1	2.67	14	12	0	0	0	67.1	65	25	20	4	3	10	55	3	0
2015	Dominican Royals	0-0	0.00	2	0	0	0	1	3.1	1	0	0	0	0	0	2	1	0
	Surprise (R)	5-0	2.43	14	9	0	0	0	55.2	61	16	15	3	0	6	34	4	0

2016-17 (Injured - Did Not Pitch)
Minor League Totals 10-6 2.91 53 31 1 1 1 192.0 185 71 62 9 7 42 138 16 1

PEREZ, CRISTIAN

INF

HT: 5-10; WT: 170; BATS: Right; THROWS: Right

BORN: Oct. 26, 1998 in Cagua, Venezuela

RESIDES: San Francisco de Asis, Venezuela

OPENING DAY AGE: 19

SIGNED BY: Richard Castro

ACQUIRED: Signed as a non-drafted free agent, Sept. 27, 2015

Year	Club	AVG	G	AB	R	H	2B	3B	HR	RBI	SH	SF	HP	BB	SO	SB	CS	E
2016	Dominican Royals	.251	59	175	24	44	7	0	0	36	8	7	4	26	20	10	5	9
2017	Surprise (R)	.270	48	196	28	53	15	0	1	23	2	3	2	16	31	6	6	10

Minor League Totals .261 107 371 52 97 22 0 1 59 10 10 6 42 51 16 11 19



PETERSON, KORT

OF

HT: 6-1; WT: 195; BATS: Left; THROWS: Right

BORN: April 29, 1994 in Santa Cruz, Calif.

RESIDES: Los Gatos, Calif.

OPENING DAY AGE: 23

SIGNED BY: Rich Ameral

ACQUIRED: Selected in the 23rd round of the 2016 First-Year Player Draft

CAREER NOTES: 2013: Graduated from Saint Francis High School (Calif.)...2016: Attended UCLA, where he hit .271/.416/.402 as a junior with a team-leading (tied) 36 RBI in 56 games...named UCLA Student-Athlete of the Week (March 7-13) after batting .429 (6-for-14) with the first two home runs of his career, including a walk-off shot to beat Texas on March 12...signed National Letter of Intent to play at the University of Houston before signing with Kansas City...named Burlington Player of the Year in his professional debut, leading the B-Royals in batting average and leading the Appalachian League in on-base percentage (.437), ranking second in average and third in slugging percentage (.545)...also earned Appalachian League postseason All-Star and MLB.com Organization All-Star honors... had a 19-game on-base streak from Aug. 5-27.

Year	Club	AVG	G	AB	R	H	2B	3B	HR	RBI	SH	SF	HP	BB	SO	SB	CS	E
2016	Burlington (R)	.347	49	176	39	61	12	4	5	35	0	1	12	17	38	7	2	1
2017	Lexington (A)	.290	52	193	24	56	12	2	1	19	1	2	10	17	54	5	3	1
	Wilmington (A+)	.333	11	39	7	13	3	2	1	1	0	0	0	2	8	0	0	0
Minor League Totals		.319	112	408	70	130	27	8	7	55	1	3	22	36	100	12	5	2

PINALES, GERSON

RHP

HT: 6-2; WT: 166; BATS: Right; THROWS: Right

BORN: Sept. 2, 1999 in Santo Domingo Este, D.R.

RESIDES: Santo Domingo Este, D.R.

OPENING DAY AGE: 18

SIGNED BY: Fabio Herrera

ACQUIRED: Signed as a non-drafted free agent, July 7, 2016

Year	Club	W-L	ERA	G	GS	CG	SHO	SV	IP	H	R	ER	HR	HB	BB	SO	WP	BK
2017	Dominican Royals	0-0	2.45	3	0	0	0	0	3.2	2	1	1	1	0	6	2	2	0

PINEDA, HECTOR

INF

HT: 5-10; WT: 160; BATS: Right; THROWS: Right

BORN: Aug. 22, 1998 in Mao, D.R.

RESIDES: Esperanza, D.R.

OPENING DAY AGE: 19

SIGNED BY: Fausto Morel

ACQUIRED: Signed as a non-drafted free agent, Aug. 25, 2016

Year	Club	AVG	G	AB	R	H	2B	3B	HR	RBI	SH	SF	HP	BB	SO	SB	CS	E
2017	Dominican Royals	.118	23	76	5	9	3	0	1	9	1	0	1	6	19	1	1	2

PINTO, JULIO CESAR

RHP

HT: 6-3; WT: 185; BATS: Right; THROWS: Right

BORN: Nov. 18, 1995 in Guacara, Venezuela

RESIDES: San Joaquin, Venezuela

OPENING DAY AGE: 22

SIGNED BY: Alberto Garcia, Richard Castro, Orlando Estevez

ACQUIRED: Signed as a non-drafted free agent, July 7, 2012

Year	Club	W-L	ERA	G	GS	CG	SHO	SV	IP	H	R	ER	HR	HB	BB	SO	WP	BK
2013	Dominican Royals	3-3	2.65	13	13	0	0	0	54.1	37	20	16	1	6	26	43	10	0
2014	Burlington (R)	4-3	4.83	11	2	0	0	0	41.0	41	25	22	2	6	24	28	9	2
2015	Burlington (R)	3-2	4.14	10	10	0	0	0	41.1	40	23	19	2	7	17	30	2	2
	Idaho Falls (R)	0-0	7.20	2	2	0	0	0	5.0	8	7	4	0	1	4	6	3	0
2016	Surprise (R)	0-0	4.91	5	4	0	0	0	11.0	11	9	6	1	1	7	10	4	3
	Lexington (A)	2-4	5.84	16	11	0	0	1	49.1	49	34	32	4	9	30	40	8	2
2017	Lexington (A)	0-2	13.83	12	0	0	0	0	13.2	22	22	21	4	2	16	14	1	0
	Idaho Falls (R)	4-8	10.33	14	14	0	0	0	61.0	91	80	70	13	12	47	54	2	2
Minor League Totals		16-22	6.18	83	56	0	0	1	276.2	299	220	190	27	44	171	225	39	11

PRATTO, NICK

1B

HT: 6-1; WT: 195; BATS: Left; THROWS: Left

BORN: Oct. 6, 1998 in Huntington Beach, Calif.

RESIDES: Huntington Beach, Calif.

OPENING DAY AGE: 19

SIGNED BY: Rich Amaral

ACQUIRED: Selected in the first round (14th overall) of the 2017 First-Year Player Draft

CAREER NOTES: 2011: Had a walk-off single with the bases loaded as a 12 year old to defeat Japan 2-1 in the Little League World Series...2015-16: Won world championships in back-to-back summers with USA Baseball's 18U national team...2017: Graduated from Huntington Beach High School (Calif.), where he hit .318 with seven home runs as a senior and was rated as the Best High School Hitter in the Draft according to *Baseball America*...played for Team USA the previous two years...was committed to the University of South California before signing with Kansas City, becoming just the third high school first basemen selected in the top 15 since 2009...named Surprise Player of the Year in his professional debut, leading the team in RBI (34), matching the team lead in home runs (four), and ranking second in hits (49)...2018: Enters the season as the No. 1 prospect in the Royals' organization, according to *Baseball America*.

Year	Club	AVG	G	AB	R	H	2B	3B	HR	RBI	SH	SF	HP	BB	SO	SB	CS	E
2017	Surprise (R)	.247	52	198	25	49	15	3	4	34	0	5	3	24	58	10	4	11



MINOR LEAGUE BIOS (CONT.)

RATLIFF, TAD

RHP

HT: 6-1; WT: 230; BATS: Right; THROWS: Right
RESIDES: Taylorsville, N.C.
SIGNED BY: Matt Price

BORN: April 3, 1996 in Taylorsville, N.C.
OPENING DAY AGE: 21

ACQUIRED: Signed as a non-drafted free agent, June 28, 2017

CAREER NOTES: **2014:** Graduated from Alexander Central High School (N.C.)...**2015-17:** Attended Lenoir-Rhyne University (N.C.), where he posted a 3.35 ERA with 97 strikeouts and eight saves during his collegiate career

Year	Club	W-L	ERA	G	GS	CG	SHO	SV	IP	H	R	ER	HR	HB	BB	SO	WP	BK
2017	Burlington (R)	0-0	11.25	2	0	0	0	0	4.0	6	5	5	1	0	0	9	0	0

RAY, COREY AUSTIN

RHP

HT: 6-4; WT: 195; BATS: Right; THROWS: Right
RESIDES: Spring, Texas
SIGNED BY: Justin Lehr

BORN: Dec. 15, 1992 in Houston, Texas
OPENING DAY AGE: 25

ACQUIRED: Selected in the fifth round of the 2014 First-Year Player Draft

CAREER NOTES: **2011:** Graduated from Klein High School (Texas), where he helped the school to consecutive state tournament appearances...**2014:** Attended Texas A&M, where he went 6-1 with a 1.91 ERA in 37.2 innings as a junior...**2017:** Matched Emilio Ogando for most starts by a Royals farmhand (29) and also tied for the Texas League lead, matching former Oakland prospect, Heath Fillmyer, who is now in the Royals' organization...recorded one of two shutouts by a Royals minor leaguer, allowing just four hits and no walks in a 5-0 win vs. Springfield on June 8.

Year	Club	W-L	ERA	G	GS	CG	SHO	SV	IP	H	R	ER	HR	HB	BB	SO	WP	BK
2014	Burlington (R)	1-2	3.05	11	9	0	0	0	44.1	48	15	15	1	0	10	36	5	0
2015	Lexington (A)	5-7	6.06	25	18	0	0	0	107.0	138	85	72	6	4	42	88	9	1
2016	Wilmington (A)	8-6	4.13	19	19	0	0	0	100.0	97	58	46	9	2	35	87	15	1
	Lexington (A)	2-1	3.92	8	8	1	0	0	39.0	46	26	17	3	0	10	32	3	0
2017	NW Arkansas (AA)	6-12	5.41	29	29	1	1	0	143.0	170	97	86	20	1	59	93	15	1
Minor League Totals		22-28	4.90	92	83	2	1	0	433.2	499	281	236	39	7	156	336	47	3

REYNOSO, REYNIN

OF

HT: 5-11; WT: 160; BATS: Left; THROWS: Left
RESIDES: San Cristobal, D.R.
SIGNED BY: Edis Perez

BORN: Nov. 25, 1999 in San Cristobal, D.R.
OPENING DAY AGE: 18

ACQUIRED: Signed as a non-drafted free agent, July 6, 2016

Year	Club	AVG	G	AB	R	H	2B	3B	HR	RBI	SH	SF	HP	BB	SO	SB	CS	E
2017	Dominican Royals	.224	49	161	20	36	4	2	1	11	2	0	5	24	42	5	11	3

RINN, ROBERT ANDREW

1B

HT: 6-1; WT: 205; BATS: Left; THROWS: Left
RESIDES: Warwick, R.I.
SIGNED BY: Casey Fahy

BORN: Oct. 17, 1992 in Warwick, R.I.
OPENING DAY AGE: 25

ACQUIRED: Selected in the 25th round of the 2016 First-Year Player Draft

CAREER NOTES: **2011:** Graduated from Moses Brown High School (R.I.)...**2016:** Attended Bryant University (R.I.), where he earned NEC and New England Player of the Year honors as a senior and was named First-Team All-NEC at first base for the third straight year... hit .373/.438/.592 with 25 doubles, four triples, six home runs and 63 RBI, striking out just 17 times in 233 at-bats...won the NEC batting title while also leading the conference in hits, doubles, RBI and runs scored (54), becoming the second player in DI program history to record 50 RBI and 50 runs in a single season...in his professional debut, ranked among Arizona League leaders in RBI (fourth), at-bats (tied for fourth) and games (fifth)...**2017:** Named Idaho Falls Player of the Year after he ranked among the Pioneer League leaders in hits (100, first), doubles (22, first), runs (58, tied for second) and RBI (59, tied for third)...had a 21-game hitting streak from July 29-Aug. 27, one shy of the league lead...earned both midseason and postseason All-Star honors...ranked third among qualified Royals farmhands with a .355 average.

Year	Club	AVG	G	AB	R	H	2B	3B	HR	RBI	SH	SF	HP	BB	SO	SB	CS	E
2016	Surprise (R)	.280	50	189	24	53	13	2	1	31	2	1	0	18	33	6	1	11
2017	Idaho Falls (R)	.355	69	282	58	100	22	2	6	59	0	2	2	36	35	3	2	12
Minor League Totals		.325	119	471	82	153	35	4	7	90	2	3	2	54	68	9	3	23



RIVERA, EMMANUEL MIGUEL

INF

HT: 6-2; WT: 195; BATS: Right; THROWS: Right
 RESIDES: Mayaguez, P.R.
 SIGNED BY: Johnny Ramos

BORN: June 29, 1996 in Mayaguez, P.R.
 OPENING DAY AGE: 21

ACQUIRED: Selected in the 19th round of the 2015 First-Year Player Draft
 CAREER NOTES: 2014: Graduated from Eugenio Maria de Hostas (PR)...2015: Attended Universidad Interamericana...2016: Named Puerto Rican Winter League Rookie of the Year and All-Star, ranking first in the league in on-base percentage (.393), second in batting average (.330) and fifth in slugging percentage (.413)...2017: Named Lexington Player of the Year after leading the South Atlantic League in batting average (.310) and hits (144), and ranked fifth in on-base percentage (.364) and slugging percentage (.468)... set career highs with 27 doubles, 12 home runs and his team-leading 72 RBI, which were third most by a Royals minor leaguer...earned league postseason All-Star honors.

Year	Club	AVG	G	AB	R	H	2B	3B	HR	RBI	SH	SF	HP	BB	SO	SB	CS	E
2015	Surprise (R)	.174	38	115	13	20	5	0	0	14	1	0	1	23	32	9	4	6
2016	Burlington (R)	.249	58	217	25	54	13	4	2	27	0	3	2	21	44	7	3	8
2017	Lexington (A)	.310	122	464	60	144	27	5	12	72	0	3	10	31	87	8	10	21
Minor League Totals		.274	218	796	98	218	45	9	14	113	1	6	13	75	163	24	17	35

RIVERO, SEBASTIAN

C

HT: 6-1; WT: 180; BATS: Right; THROWS: Right
 RESIDES: Mariara, Venezuela
 SIGNED BY: Richard Castro, Alberto Garica, Orlando Estevez
 ACQUIRED: Signed as a non-drafted free agent, July 10, 2015

BORN: Nov. 16, 1998 in Maracay, Venezuela
 OPENING DAY AGE: 19

Year	Club	AVG	G	AB	R	H	2B	3B	HR	RBI	SH	SF	HP	BB	SO	SB	CS	E
2016	Surprise (R)	.269	38	134	15	36	10	0	0	20	1	1	1	6	28	0	0	4
	Dominican Royals	.333	8	27	3	9	0	0	0	4	1	0	0	1	1	0	0	1
2017	Burlington (R)	.265	48	189	18	50	8	1	4	28	0	2	1	6	30	0	0	6
Minor League Totals		.271	94	350	36	95	18	1	4	52	2	3	2	13	59	0	0	11

RODGERS, COLIN DEAN

LHP

HT: 6-0; WT: 180; BATS: Left; THROWS: Left
 RESIDES: Greenwell Springs, La.
 SIGNED BY: Travis Ezi

BORN: Dec. 2, 1993 in Baton Rouge, La.
 OPENING DAY AGE: 24

ACQUIRED: Selected in the third round of the 2012 First-Year Player Draft
 CAREER NOTES: 2009: Won the Class 3A state championship as a freshman at Parkview Baptist High School (La.)...2012: Named Third-Team Preseason All-American as a senior by *Perfect Game* and *Rawlings*...bypassed a scholarship to Auburn by signing with Kansas City...earned Burlington Pitcher of the Year honors in his pro debut.

Year	Club	W-L	ERA	G	GS	CG	SHO	SV	IP	H	R	ER	HR	HB	BB	SO	WP	BK
2012	Burlington (R)	3-1	2.05	11	11	0	0	0	48.1	40	19	11	2	2	16	25	4	0
2013	Lexington (A)	3-3	3.27	9	9	0	0	0	44.0	42	24	16	4	0	21	33	1	1
2014	Burlington (R)	0-4	7.36	6	6	0	0	0	11.0	17	10	9	0	0	3	12	3	0
	Idaho Falls (R)	0-0	3.00	1	1	0	0	0	3.0	1	2	1	0	0	3	1	0	0
2015	Lexington (A)	3-11	5.02	24	8	0	0	1	95.0	124	76	53	2	5	43	57	15	0
2016	Wilmington (A)	2-7	6.02	16	11	0	0	0	61.1	68	45	41	4	4	39	42	11	0
2017	Wilmington (A+)	2-6	4.36	22	15	1	0	0	88.2	89	48	43	6	2	42	81	19	1
Minor League Totals		13-32	4.46	89	61	1	0	1	351.1	381	224	174	18	13	167	251	53	2

RODRIGUEZ, DIOGENES

RHP

HT: 6-1; WT: 178; BATS: Right; THROWS: Right
 RESIDES: Santiago de los Caballeros, D.R.
 SIGNED BY: Fausto Morel
 ACQUIRED: Signed as a non-drafted free agent, July 5, 2016

BORN: Feb. 17, 1999 in Santiago de los Caballeros, D.R.
 OPENING DAY AGE: 19

Year	Club	W-L	ERA	G	GS	CG	SHO	SV	IP	H	R	ER	HR	HB	BB	SO	WP	BK
2017	Dominican Royals	0-3	4.78	12	2	0	0	0	26.1	18	16	14	0	5	13	12	4	1

RODRIGUEZ, ISMALDO

INF

HT: 6-0; WT: 175; BATS: Switch; THROWS: Right
 RESIDES: Loma De Cabrera, D.R.
 SIGNED BY: Fausto Morel, Rene Francisco
 ACQUIRED: Signed as a non-drafted free agent, Nov. 28, 2014

BORN: July 3, 1998 in Dajabon, D.R.
 OPENING DAY AGE: 19

Year	Club	AVG	G	AB	R	H	2B	3B	HR	RBI	SH	SF	HP	BB	SO	SB	CS	E
2015	Dominican Royals	.231	46	147	20	34	9	0	0	17	0	0	5	11	46	4	4	18
2016	Dominican Royals	.269	29	67	12	18	5	1	1	5	1	1	2	4	20	4	6	5
2017	Dominican Royals	.223	58	184	22	41	8	0	5	22	1	0	15	23	66	17	6	8
Minor League Totals		.233	134	400	54	93	22	1	6	44	2	1	22	40	133	25	16	31



MINOR LEAGUE BIOS (CONT.)

ROHLMAN, REED

OF

HT: 6-1; WT: 200; BATS: Left; THROWS: Left
RESIDES: Spartanburg, S.C.
SIGNED BY: Joel Matthews

BORN: Jan. 5, 1995 in Charlotte, N.C.
OPENING DAY AGE: 23

ACQUIRED: Selected in the 35th round of the 2017 First-Year Player Draft
CAREER NOTES: 2013: Graduated from James F. Byrnes High School (S.C.), where he lettered three times and was a member of the state runner-up team three times...2014-17: Attended Clemson University, where he graduated last May with a degree in parks, recreation and tourism management...2017: Earned Second-Team All-American honors and was named First-Team All-ACC as a senior, batting .361/.448/.542 (82-for-227) with 28 extra-base hits and 34 RBI in 62 games, including a 20-game hitting streak.

Year	Club	AVG	G	AB	R	H	2B	3B	HR	RBI	SH	SF	HP	BB	SO	SB	CS	E
2017	Burlington (R)	.267	58	221	33	59	10	1	4	29	0	2	8	17	46	0	2	4

ROMERO, RAFAEL

INF

HT: 5-10; WT: 155; BATS: Switch; THROWS: Right
RESIDES: Cartagena, Colombia
SIGNED BY: Rafael Miranda
ACQUIRED: Signed as a non-drafted free agent, July 3, 2015

BORN: Nov. 14, 1998 in Soplaviento, Colombia
OPENING DAY AGE: 19

Year	Club	AVG	G	AB	R	H	2B	3B	HR	RBI	SH	SF	HP	BB	SO	SB	CS	E
2016	Dominican Royals	.208	35	96	5	20	1	0	0	8	1	3	0	9	15	1	2	7
2017	Dominican Royals	.203	28	79	7	16	2	0	0	1	0	0	3	8	14	2	1	3
	Surprise (R)	.200	16	50	8	10	2	0	0	9	1	2	1	5	15	0	0	4
Minor League Totals		.204	79	225	20	46	5	0	0	18	2	5	4	22	44	3	3	14

RUSSELL, ASHELEE BRENTON (ASHE)

RHP

HT: 6-4; WT: 201; BATS: Right; THROWS: Right
RESIDES: Indianapolis, Ind.
SIGNED BY: Mike Farrell

BORN: 8-26-96 in Indianapolis, Ind.
OPENING DAY AGE: 21

ACQUIRED: Selected in the first round of the 2015 First-Year Player Draft (21st overall)
CAREER NOTES: 2015: Graduated from Cathedral Catholic High School (Ind.), where he went 5-1 with a 1.02 ERA and 67 strikeouts in 41 innings as a senior, earning Indiana's Gateador Player of the Year honors for the second straight year...bypassed Texas A&M University to sign with Kansas City...2017: Took a leave of absence...there is no timeline for his return.

Year	Club	W-L	ERA	G	GS	CG	SHO	SV	IP	H	R	ER	HR	HB	BB	SO	WP	BK
2015	Burlington (R)	0-3	4.21	11	11	0	0	0	36.1	32	18	17	8	1	13	24	2	0
2016	Surprise (R)	0-1	9.00	2	2	0	0	0	2.0	1	2	2	0	2	2	1	2	0
2017									(Did Not Pitch)									
Minor League Totals		0-4	4.46	13	13	0	0	0	38.1	33	20	19	8	3	15	25	4	0

RUXER, JARED JAMES

RHP

HT: 6-3; WT: 199; BATS: Right; THROWS: Right
RESIDES: Indianapolis, Ind.
SIGNED BY: John Burden (Angels)

BORN: July 29, 1992 in Indianapolis, Ind.
OPENING DAY AGE: 25

ACQUIRED: Traded from the Los Angeles Angels in exchange for RHP Brooks Pounders, Dec. 1, 2016
CAREER NOTES: 2011: Graduated from Lawrence Central High School (Ind.)...selected by Cleveland in the 29th round of the First-Year Player Draft, but did not sign...2012-14: Attended the University of Louisville...2014: Selected by Los Angeles in the 12th round...2016: Finished second among Angels farmhands (min. 80.0 IP) with a 3.08 ERA...2017: Led the Blue Rocks in ERA (min. 65 IP).

Year	Club	W-L	ERA	G	GS	CG	SHO	SV	IP	H	R	ER	HR	HB	BB	SO	WP	BK
2015	Orem (R)	0-3	4.85	14	11	0	0	0	29.2	30	18	16	2	0	11	33	4	1
2016	Inland Empire (A)	1-6	5.18	11	11	0	0	0	48.2	59	32	28	2	1	18	45	5	0
	Burlington (A)	3-2	1.44	18	8	0	0	0	62.1	59	19	10	3	0	13	54	2	0
2017	Wilmington (A+)	5-7	3.45	24	17	0	0	0	109.2	113	54	42	11	2	29	84	15	1
	NW Arkansas (AA)	0-0	16.50	3	1	0	0	0	6.0	9	11	4	0	7	1	1	0	0
Minor League Totals		9-18	3.76	70	48	0	0	0	256.1	270	134	107	22	3	78	217	27	2

SANCHEZ, CARLOS

RHP

HT: 6-0; WT: 175; BATS: Right; THROWS: Right
RESIDES: Moca, D.R.
SIGNED BY: Fausto Morel
ACQUIRED: Signed as a non-drafted free agent, July 20, 2016

BORN: June 20, 1999 in Moca, D.R.
OPENING DAY AGE: 18

Year	Club	W-L	ERA	G	GS	CG	SHO	SV	IP	H	R	ER	HR	HB	BB	SO	WP	BK
2017	Dominican Royals	1-1	3.34	13	2	0	0	0	29.2	20	16	11	1	4	13	19	7	0

SANCHEZ, JAVIER GUADALUPE

INF

HT: 5-11; WT: 160; BATS: Right; THROWS: Right
RESIDES: Los Mochis, Mexico
SIGNED BY: Luis Ortiz
ACQUIRED: Signed as a non-drafted free agent, May 23, 2017

BORN: Oct. 27, 1999 in Los Mochis, Mexico
OPENING DAY AGE: 18

Year	Club	AVG	G	AB	R	H	2B	3B	HR	RBI	SH	SF	HP	BB	SO	SB	CS	E
2017	Dominican Royals	.146	30	89	5	13	4	0	0	6	1	1	2	6	19	3	3	5



SANCHEZ, MARK ANDREW (M.J.)

C

HT: 5-11; WT: 200; BATS: Left; THROWS: Right

BORN: Aug. 17, 1994 in Chino, Calif.

RESIDES: Corona, Calif.

OPENING DAY AGE: 23

SIGNED BY: Colin Gonzalez

ACQUIRED: Selected in the 35th round of the 2016 First-Year Player Draft

CAREER NOTES: **2012:** Graduated from Santiago High School (Calif.)... **2016:** Attended California Baptist University, earning All-Pac West team honors as a junior after batting .323 with 30 runs, 18 extra-base hits and 40 RBI...threw out 17 of 31 would-be base stealers (54.8 percent) and recorded a .986 fielding percentage behind the plate...**2017:** Played in just 11 games before being suspended 80 games on June 30 for testing positive for a performance-enhancing substance.

Year	Club	AVG	G	AB	R	H	2B	3B	HR	RBI	SH	SF	HP	BB	SO	SB	CS	E
2016	Idaho Falls (R)	.257	22	74	13	19	2	0	0	6	0	1	3	5	21	0	0	6
2017	Lexington (A)	.206	11	34	2	7	1	0	0	2	0	0	0	3	12	0	0	0
Minor League Totals		.241	33	108	15	26	3	0	0	8	0	1	3	8	33	0	0	6

SAUNDERS, MICHAEL EDWARD BRETT

OF

See Major League Bios, Pages 180-182

SCHULEWITZ, MITCHELL

RHP

HT: 6-0; WT: 185; BATS: Right; THROWS: Right

BORN: Dec. 24, 1994 in Mundelein, Ill.

RESIDES: Mundelein, Ill.

OPENING DAY AGE: 23

SIGNED BY: Scott Melvin

ACQUIRED: Signed as a non-drafted free agent, July 2, 2017

Year	Club	W-L	ERA	G	GS	CG	SHO	SV	IP	H	R	ER	HR	HB	BB	SO	WP	BK
2017	Surprise (R)	0-1	2.40	11	0	0	0	1	15.0	13	4	4	0	1	2	15	1	0

SCHWINDEL, FRANK JOSEPH

C/1B

See Major League Bios, Page 183

SELMAN, SAMUEL AYRES (SAM)

LHP

HT: 6-3; WT: 185; BATS: Right; THROWS: Left

BORN: Nov. 14, 1990 in Austin, Texas

RESIDES: Austin, Texas

OPENING DAY AGE: 27

SIGNED BY: Sean Gibbs

ACQUIRED: Selected in the second round of the 2012 First-Year Player Draft

CAREER NOTES: **2009:** Graduated from St. Andrews High School (Texas), where he was named *ABCA/Rawlings* All-America as a senior...selected by the Los Angeles Angels in the 14th round of the First-Year Player Draft, but did not sign...**2011:** Attended Vanderbilt University, where he helped the Commodores reach the College World Series...**2012-13:** Served as an intern in the Nashville Predators' (NHL) front office...**2012:** Went 9-3 with a 3.55 ERA to earn First-Team All-SEC honors, leading his team in wins and strikeouts (80)... Earned Pioneer League Pitcher of the Year and postseason All-Star honors, leading the league in strikeouts in his pro debut and ranked tied for seventh in wins...would have led the league in ERA, but finished 5.0 innings shy of qualifying...ranked the No. 8 prospect in the Pioneer League, according to *Baseball America*...**2013:** Named Wilmington Pitcher of the Year and tied for first in the Carolina League in wins, ranked third in strikeouts and seventh in ERA...recorded 8.0 no-hit innings on Aug. 24 at Potomac, leaving a scoreless game with two walks and 11 strikeouts...**2016:** Was a non-roster invite to Spring Training...missed significant time due to two DL stints: May 6-July 16 and July 26-Aug. 16...**2017:** Earned Texas League midseason All-Star honors before being promoted to Omaha on July 5...his 12.9 K/9 (97 K in 67.2 IP) was best among Royals farmhands (min. 15 IP).

Year	Club	W-L	ERA	G	GS	CG	SHO	SV	IP	H	R	ER	HR	HB	BB	SO	WP	BK
2012	Idaho Falls (R)	5-4	2.09	13	12	0	0	0	60.1	45	21	14	1	0	22	89	5	1
2013	Wilmington (A)	11-9	3.38	27	27	0	0	0	125.1	88	63	47	3	14	85	128	12	2
2014	NW Arkansas (AA)	4-6	3.87	28	16	0	0	0	93.0	81	42	40	7	7	49	87	6	1
	Omaha Storm (AAA)	0-0	13.50	5	0	0	0	0	4.0	7	6	6	0	0	7	7	0	0
2015	NW Arkansas (AA)	3-5	5.27	41	0	0	0	3	56.1	56	39	33	3	6	42	69	7	1
2016	Surprise (R)	0-0	5.79	3	0	0	0	0	4.2	6	4	3	0	1	2	6	2	1
	Idaho Falls (R)	0-0	9.00	4	0	0	0	0	6.0	11	9	6	0	0	4	10	2	0
	NW Arkansas (AA)	0-0	14.46	9	0	0	0	0	9.1	17	17	15	3	0	10	8	4	1
	Wilmington (A)	0-0	4.00	5	0	0	0	0	9.0	7	4	4	0	1	5	12	1	0
2017	NW Arkansas (AA)	4-3	2.97	24	0	0	0	5	39.1	21	15	13	1	7	19	59	7	0
	Omaha (AAA)	0-1	2.22	18	0	0	0	3	28.1	13	9	7	1	3	19	38	5	0
Minor League Totals		27-28	3.88	177	55	0	0	11	435.2	352	229	188	19	39	264	513	51	7



MINOR LEAGUE BIOS (CONT.)

SHELLER, WALKER CHRISTIAN

RHP

HT: 6-3; WT: 195; BATS: Right; THROWS: Right

BORN: May 21, 1995 in Abington, Pa.

RESIDES: Ponte Vedra, Fla.

OPENING DAY AGE: 22

SIGNED BY: Jim Buckley

ACQUIRED: Selected in the ninth round of the 2016 First-Year Player Draft

CAREER NOTES: 2013: Graduated from Ponte Vedra High School (Fla.)....2014: Attended Lake Sumter State College...2016: Recorded 12 saves with a 1.38 ERA as a junior at Stetson University, striking out 44 in 45.2 innings...is the first player drafted by Kansas City out of Stetson since George Kauffman (1996), the grandson of the late Ewing Kauffman, the Royals' founder...2017: Recorded a 3.18 ERA (22 ER in 62.1 IP) and 66 strikeouts (9.5 K/9) in 35 appearances across three levels...held opponents scoreless in 14 of his last 17 outings.

Year	Club	W-L	ERA	G	GS	CG	SHO	SV	IP	H	R	ER	HR	HB	BB	SO	WP	BK
2016	Burlington (R)	0-0	2.95	17	0	0	0	6	21.1	13	10	7	0	1	15	18	5	0
2017	Lexington (A)	2-1	2.88	14	0	0	0	3	25.0	21	8	8	2	4	9	27	3	0
	Wilmington (A+)	4-1	4.02	18	0	0	0	0	31.1	30	16	14	2	3	14	34	12	0
	NW Arkansas (AA)	0-0	0.00	3	0	0	0	1	6.0	3	0	0	0	0	3	5	0	0
Minor League Totals		6-2	3.12	52	0	0	0	10	83.2	67	34	29	4	8	41	84	20	0

SIGMAN, JACKSON

RHP

HT: 6-1; WT: 200; BATS: Right; THROWS: Right

BORN: June 13, 1995 in Austin, Texas

RESIDES: Austin, Texas

OPENING DAY AGE: 22

SIGNED BY: Justin Lehr

ACQUIRED: Signed as a non-drafted free agent, Aug. 11, 2017

CAREER NOTES: 2013: Graduated from Hyde Park Baptist High School (Texas)...2014: Attended Glendale Community College (Calif.)...2015-17: Transferred to West Virginia, where he had 73 strikeouts in 58.1 innings of relief (11.3 K/9) as a senior.

Year	Club	W-L	ERA	G	GS	CG	SHO	SV	IP	H	R	ER	HR	HB	BB	SO	WP	BK
2017	Surprise (R)	1-0	4.70	5	0	0	0	1	7.2	11	4	4	0	0	0	11	2	0

SILVA, MICHAEL ANTHONY

RHP

HT: 6-1; WT: 210; BATS: Right; THROWS: Right

BORN: Nov. 22, 1994 in Valencia, Calif.

RESIDES: Valencia, Calif.

OPENING DAY AGE: 23

SIGNED BY: Rich Amaral

ACQUIRED: Signed as a non-drafted free agent, June 20, 2016

CAREER NOTES: 2012: Graduated from West Ranch High School (Calif.)...2013-16: Attended Loyola Marymount University...2015: Selected by San Francisco in the 25th round of the First-Year Player Draft, but did not sign...2017: Allowed an earned run in three of his first five appearances, before recording a 2.31 ERA (6 ER in 23.1 IP) over his remaining 12 outings.

Year	Club	W-L	ERA	G	GS	CG	SHO	SV	IP	H	R	ER	HR	HB	BB	SO	WP	BK
2016	Burlington (R)	2-2	4.50	18	0	0	0	3	20.0	18	10	10	2	3	12	12	3	0
2017	Idaho Falls (R)	0-0	3.44	9	0	0	0	1	18.1	27	16	7	0	1	9	15	4	0
	Lexington (A)	1-0	1.98	8	0	0	0	0	13.2	8	3	3	0	1	8	9	0	0
Minor League Totals		3-2	3.46	35	0	0	0	4	52.0	53	29	20	2	5	29	36	7	0

SMITH, ISAIAH

OF

HT: 6-3; WT: 190; BATS: Right; THROWS: Right

BORN: June 19, 1999 in Battle Ground, Wash.

RESIDES: Battle Ground, Wash.

OPENING DAY AGE: 18

SIGNED BY: Joe Ross

ACQUIRED: Selected in the 21st round of the 2017 First-Year Player Draft

CAREER NOTES: 2017: Graduated from Battle Ground High School (Wash.) and was committed to play at Washington State University before signing with Kansas City...named the No. 75 overall high school prospect in the Draft by *Baseball America*.

Year	Club	AVG	G	AB	R	H	2B	3B	HR	RBI	SH	SF	HP	BB	SO	SB	CS	E
2017	Surprise (R)	.148	37	135	17	20	5	1	2	14	1	1	3	7	39	4	0	5

SNIDER, COLLIN

RHP

HT: 6-4; WT: 200; BATS: Right; THROWS: Right

BORN: Oct. 10, 1995 in Murfreesboro, Tenn.

RESIDES: Murfreesboro, Tenn.

OPENING DAY AGE: 22

SIGNED BY: Nick Hamilton

ACQUIRED: Selected in the 12th round of the 2017 First-Year Player Draft

CAREER NOTES: 2014: Graduated from Riverdale High School (Tenn.), where he lettered for four years in baseball...2015-17: Attended Vanderbilt University, making 60 appearances (one start) in three years.

Year	Club	W-L	ERA	G	GS	CG	SHO	SV	IP	H	R	ER	HR	HB	BB	SO	WP	BK
2017	Burlington (R)	3-0	1.85	12	0	0	0	1	24.1	26	15	5	1	2	6	16	0	0
	Lexington (A)	0-0	6.75	5	0	0	0	1	9.1	14	8	7	3	1	0	6	0	0
Minor League Totals		3-0	3.21	17	0	0	0	2	33.2	40	23	12	4	3	6	22	0	0



SOTILLET, ANDRES

RHP

HT: 6-1; WT: 175; BATS: Right; THROWS: Right

BORN: March 2, 1997 in Cumana, Venezuela

RESIDES: Cumana, Venezuela

OPENING DAY AGE: 21

SIGNED BY: Rafael Vasquez, Fabio Herrera

ACQUIRED: Signed as a non-drafted free agent, 7-30-15

CAREER NOTES: 2016: Named Dominican Royals Pitcher of the Year and led Royals farmhands in ERA (min. 60.0 IP).

Year	Club	W-L	ERA	G	GS	CG	SHO	SV	IP	H	R	ER	HR	HB	BB	SO	WP	BK
2016	Dominican Royals	7-2	1.52	13	13	1	1	0	65.0	48	15	11	0	3	8	41	2	1
2017	Idaho Falls (R)	0-2	10.57	4	4	0	0	0	15.1	32	18	18	5	0	4	11	3	1
	Surprise (R)	3-0	2.28	5	4	0	0	0	27.2	27	7	7	1	0	6	26	3	0
	Burlington (R)	0-2	11.20	4	4	0	0	0	13.2	22	19	17	1	2	3	5	1	0
Minor League Totals		10-6	3.92	26	25	1	1	0	121.2	129	59	53	7	5	21	83	9	2

SOTO, EDICKSON

OF

HT: 5-11; WT: 165; BATS: Right; THROWS: Right

BORN: Feb. 28, 2000 in Pureto Ordaz, Venezuela

RESIDES: Pureto Ordaz, Venezuela

OPENING DAY AGE: 18

SIGNED BY: Joelvis Gonzalez, Orlando Estevez

ACQUIRED: Signed as a non-drafted free agent, July 21, 2016

Year	Club	AVG	G	AB	R	H	2B	3B	HR	RBI	SH	SF	HP	BB	SO	SB	CS	E
2016	Dominican Royals	.260	53	173	15	45	8	1	0	17	0	2	6	13	31	12	3	3

SPARKMAN, GLENN

RHP

See Major League Bios, Pages 184-185

STAUMONT, JOSH

RHP

See Major League Bios, Page 186

STEELE, EVAN

LHP

HT: 6-5; WT: 210; BATS: Right; THROWS: Left

BORN: Nov. 14, 1996 in Marietta, Ga.

RESIDES: Marietta, Ga.

OPENING DAY AGE: 21

SIGNED BY: Jim Buckley

ACQUIRED: Selected in the second round of the 2017 First-Year Player Draft

CAREER NOTES: 2015: Graduated from Marietta High School (Ga.), where he was named a preseason All-American by *Perfect Game* as a senior...2016: Attended Vanderbilt University...2017: Transferred to Chipola College (Fla.), where he went 5-0 with a 2.01 ERA (9 ER in 40.1 IP) and 58 strikeouts in 10 starts...earned two wins in the NJCAA Division I World Series and was named Most Outstanding Pitcher of the tournament...allowed just two earned runs with 13 strikeouts in his first four professional starts (6.0 IP), before surrendering three runs in his final start (2.0 IP).

Year	Club	W-L	ERA	G	GS	CG	SHO	SV	IP	H	R	ER	HR	HB	BB	SO	WP	BK
2017	Surprise (R)	0-2	5.63	5	5	0	0	0	8.0	11	8	5	2	2	2	16	0	0

STRAUB, TYLER KURT

INF

HT: 6-3; WT: 210; BATS: Right; THROWS: Right

BORN: July 8, 1993 in Albuquerque, N.M.

RESIDES: Albuquerque, N.M.

OPENING DAY AGE: 24

SIGNED BY: Justin Lehr

ACQUIRED: Signed as a non-drafted free agent, June 20, 2016

Year	Club	AVG	G	AB	R	H	2B	3B	HR	RBI	SH	SF	HP	BB	SO	SB	CS	E
2016	Burlington (R)	.270	35	100	19	27	3	1	0	12	2	0	3	15	9	8	1	1
2017	Idaho Falls (R)	.278	67	255	36	71	16	2	5	46	1	3	4	31	41	19	5	15
Minor League Totals		.276	102	355	55	98	19	3	5	58	3	3	7	46	50	27	6	16

SUCHEY, GARRETT

RHP

HT: 6-2; WT: 215; BATS: Right; THROWS: Right

BORN: Nov. 25, 1994 in Warrior, Ala.

RESIDES: Warrior, Ala.

OPENING DAY AGE: 23

SIGNED BY: Travis Ezi

ACQUIRED: Selected in the 26th round of the 2017 First-Year Player Draft

CAREER NOTES: 2014: Graduated from Mortimer Jordan High School (Ala.), where he recorded a perfect game and two no-hitters during his prep career...left as the school's all-time leader in doubles and RBI...2015-16: Attended Wallace State-Hanceville Community College, where he went 7-3 with a 2.55 ERA as a sophomore...selected by Miami in the 30th round of the 2016 Draft, but did not sign...2017: Transferred to the University of Alabama, where he led the Crimson Tide in innings (73.2), strikeouts (70) and ERA (3.18) as a junior.

Year	Club	W-L	ERA	G	GS	CG	SHO	SV	IP	H	R	ER	HR	HB	BB	SO	WP	BK
------	------	-----	-----	---	----	----	-----	----	----	---	---	----	----	----	----	----	----	----

(2018 will be his first year in professional baseball)



MINOR LEAGUE BIOS (CONT.)

TATUM, VANCE

LHP

HT: 6-4; WT: 210; BATS: Left; THROWS: Left

BORN: May 2, 1995 in Southaven, Miss.

RESIDES: Nashville, Tenn.

OPENING DAY AGE: 22

SIGNED BY: Travis Ezi

ACQUIRED: Selected in the 18th round of the 2016 First-Year Player Draft Draft

CAREER NOTES: 2013: Graduated from Southaven High School (Miss.), where he was named MHSAA Class 6A Pitcher of the Year after leading his team to the state championship...2014-16: Attended Mississippi State University.

Year	Club	W-L	ERA	G	GS	CG	SHO	SV	IP	H	R	ER	HR	HB	BB	SO	WP	BK
2016	Burlington (R)	2-2	3.52	16	0	0	0	1	30.2	33	17	12	4	4	11	36	1	0
2017	Lexington (A)	2-5	4.63	34	1	0	0	2	58.1	79	37	30	7	1	30	66	5	0
Minor League Totals		5-7	4.25	50	1	0	0	3	89.0	112	54	42	11	5	41	102	6	0

TEJEDA, GUSTAVO

RHP

HT: 6-0; WT: 182; BATS: Right; THROWS: Right

BORN: Aug. 2, 1995 in Bani, D.R.

RESIDES: Bani, D.R.

OPENING DAY AGE: 22

SIGNED BY: Edis Perez

ACQUIRED: Signed as a non-drafted free agent, June 15, 2013

Year	Club	W-L	ERA	G	GS	CG	SHO	SV	IP	H	R	ER	HR	HB	BB	SO	WP	BK
2015	Dominican Royals	2-2	5.82	17	1	0	0	1	38.2	44	29	25	1	3	23	29	8	0
2016	Surprise (R)	2-2	3.15	14	0	0	0	4	20.0	17	8	7	0	1	7	26	6	1
	Dominican Royals	1-0	5.59	4	0	0	0	0	9.2	9	6	6	0	1	6	11	1	0
2017	Surprise (R)	0-0	1.50	5	0	0	0	0	6.0	3	1	1	0	2	3	10	1	1
Minor League Totals		5-4	4.72	40	1	0	0	5	74.1	73	44	39	1	7	39	76	16	2

TENUTA, MATTHEW NATHAN (MATT)

LHP

HT: 6-4; WT: 205; BATS: Right; THROWS: Left

BORN: Dec. 16, 1993 in Dallas, Texas

RESIDES: Cary, N.C.

OPENING DAY AGE: 24

SIGNED BY: Casey Fahy

ACQUIRED: Selected in the 25th round of the 2012 First-Year Player Draft Draft

CAREER NOTES: 2012: Graduated from Apex High School (N.C.)...bypassed an opportunity to play at North Carolina State by signing with the Kansas City...earned Surprise Pitcher of the Year honors in his pro debut...2016: Led the Blue Rocks in innings and tied for the team lead in starts...his brother, Zach, played football at Marshall and Akron...2017: Had a 7.23 ERA (30 ER in 37.1 IP) through his first nine outings (eight starts) with Northwest Arkansas...posted a 1.79 ERA (10 ER in 50.1 IP) between two levels in 21 outings after that, including a 2.25 ERA (4 ER in 16.0 IP) in eight outings on his second stint with the Naturals...made six appearances for the Surprise Saguaros in the Arizona Fall League.

Year	Club	W-L	ERA	G	GS	CG	SHO	SV	IP	H	R	ER	HR	HB	BB	SO	WP	BK
2012	Surprise (R)	3-5	4.58	13	1	0	0	1	39.1	51	29	20	1	5	21	30	3	0
2013	Burlington (R)	2-4	2.81	10	10	0	0	0	51.1	42	22	16	4	3	14	39	1	0
	Idaho Falls (R)	1-1	6.43	3	3	0	0	0	14.0	19	12	10	1	1	4	11	1	0
2014	Lexington (A)	6-10	5.43	26	20	0	0	1	126.0	147	82	76	9	7	33	84	7	1
2015	Surprise (R)	0-0	0.00	1	0	0	0	0	1.0	1	0	0	0	0	0	1	1	0
	Burlington (R)	1-1	3.33	7	7	1	0	0	24.1	24	10	9	2	3	7	21	0	0
	Lexington (A)	2-6	4.25	13	12	0	0	0	59.1	62	30	28	7	4	22	39	3	0
2016	Wilmington (A)	7-11	5.43	26	23	0	0	0	131.0	140	82	79	15	5	43	90	8	1
2017	NW Arkansas (AA)	4-2	5.74	17	8	0	0	0	53.1	74	38	34	9	0	17	38	0	0
	Wilmington (A+)	2-2	1.57	13	0	0	0	3	34.1	28	6	6	2	0	13	40	2	1
Minor League Totals		28-42	4.69	129	84	1	0	5	534.0	588	311	278	50	28	174	393	26	3

TERRERO, FRANCO

RHP

HT: 6-0; WT: 180; BATS: Right; THROWS: Right

BORN: May 20, 1995 in Las Matas de Farfan, D.R.

RESIDES: Las Matas de Farfan, D.R.

OPENING DAY AGE: 22

SIGNED BY: Edis Perez

ACQUIRED: Signed as a non-drafted free agent, Jan. 16, 2014

Career Note: 2014: Tied for eighth in the Dominican Summer League in wins...2015: Ranked among Arizona League leaders in WHIP (1.04, tied for third), saves (tied for third) and ERA (10th)...2017: Recorded a career-best 2.59 ERA in 34 appearances for Wilmington and ranked fourth among Carolina League relievers with a .193 opponents' average (41-for-212).

Year	Club	W-L	ERA	G	GS	CG	SHO	SV	IP	H	R	ER	HR	HB	BB	SO	WP	BK
2014	Dominican Royals	7-5	4.01	16	4	0	0	1	51.2	53	29	23	1	1	9	36	8	0
2015	Surprise (R)	4-1	2.74	14	1	0	0	5	46.0	42	19	14	1	6	6	51	5	0
2016	Lexington (A)	2-2	4.82	38	0	0	0	2	80.1	87	53	43	7	6	32	54	13	1
2017	Wilmington (A+)	3-5	2.59	34	0	0	0	6	62.2	41	24	18	3	5	28	62	6	0
Minor League Totals		16-13	3.66	102	5	0	0	14	240.2	223	125	98	12	18	75	203	32	1



TILLO, DANIEL

LHP

HT: 6-5; WT: 215; BATS: Left; THROWS: Left
 RESIDES: McCook Lake, S.D.
 SIGNED BY: Scott Melvin

BORN: June 13, 1996 in Sioux City, Iowa
 OPENING DAY AGE: 21

ACQUIRED: Selected in the third round of the 2017 First-Year Player Draft
Career Notes: 2015: Graduated from Sioux City North High School (Iowa), where he went 22-2 in his career, including 6-0 with a 0.98 ERA as a senior...also threw for 49 touchdowns in three seasons as the school's starting quarterback, and was a three-time First-Team All-State player in *basketball*, earning Iowa Mr. Basketball honors as a senior...selected by Minnesota in the 39th round, but did not sign...**2016:** Attended the University of Kentucky, where he made nine relief appearances as a freshman...**2017:** Transferred to Iowa Western Community College, where he recorded 57 strikeouts in 44.0 innings (11.7 K/9) across nine outings (five starts).

Year	Club	W-L	ERA	G	GS	CG	SHO	SV	IP	H	R	ER	HR	HB	BB	SO	WP	BK
2017	Surprise (R)	0-0	9.53	3	2	0	0	0	5.2	8	6	6	0	1	0	7	0	0
	Burlington (R)	3-2	4.06	7	7	0	0	0	31.0	35	14	12	1	3	6	25	2	0
Minor League Totals		3-2	4.42	10	9	0	0	0	36.2	43	20	18	1	4	6	32	2	0

TOUPS, COREY JAMES

INF

HT: 5-10; WT: 170; BATS: Right; THROWS: Right
 RESIDES: The Woodlands, Texas
 SIGNED BY: Justin Lehr

BORN: Feb. 12, 1993 in The Woodlands, Texas
 OPENING DAY AGE: 25

ACQUIRED: Selected in the 15th round of the 2014 First-Year Player Draft
Career Notes: 2011: Graduated from The Woodlands College Park High (Texas)...**2012-14:** Attended Sam Houston State, where he teamed with fellow Royals prospect Ryan O'Hearn...started all 62 games as a freshman...missed his sophomore season due to injury...batted .310 as a junior while leading the team in runs and tying for the team lead in doubles and stolen bases...**2014:** Earned Pioneer League postseason All-Star honors in his professional debut, leading the league with a .453 on-base percentage while ranking second in walks, tied for second in doubles, third in OPS (.960), tied for third in runs, sixth in batting average and ninth in slugging (.507)...**2015:** Led South Atlantic League in runs and ranked 10th in batting average...ranked tied for fourth among Royals' farmhands in stolen bases...**2016:** Named Northwest Arkansas Player of the Year, despite not making his Nationals debut until May 26...had a 23-game on-base streak (July 1-31), including a 12-game hitting streak...played in 15 games with the Surprise Saguaros of the Arizona Fall League.

Year	Club	AVG	G	AB	R	H	2B	3B	HR	RBI	SH	SF	HP	BB	SO	SB	CS	E
2014	Idaho Falls (R)	.335	57	203	49	68	20	3	3	32	2	4	4	43	38	7	0	16
2015	Lexington (A)	.291	102	388	*75	113	27	5	7	44	2	4	6	44	82	31	5	18
2016	Wilmington (A+)	.252	41	155	21	39	10	5	2	11	0	0	2	22	35	6	1	7
	NW Arkansas (AA)	.275	86	338	61	93	25	2	10	38	6	4	10	36	96	16	3	6
2017	Omaha (AAA)	.232	88	289	46	67	12	4	6	28	0	3	6	34	90	9	2	10
	NW Arkansas (AA)	.286	25	98	14	28	7	0	2	10	0	1	1	7	35	4	1	5
Minor League Totals		.277	399	1471	266	408	101	19	30	163	10	16	29	186	376	73	12	62

VALDEZ, ALBERT

LHP

HT: 6-2; WT: 165; BATS: Left; THROWS: Left
 RESIDES: Santiago De Los Caballeros, DR
 SIGNED BY: Fausto Morel

BORN: July 5, 1999 in Santiago De Los Caballeros, DR
 OPENING DAY AGE: 18

ACQUIRED: Signed as a non-drafted free agent, Feb. 3, 2017

Year	Club	W-L	ERA	G	GS	CG	SHO	SV	IP	H	R	ER	HR	HB	BB	SO	WP	BK
2017	Dominican Royals	0-0	6.75	2	0	0	0	0	4.0	1	3	3	0	2	2	0	3	0

VALLOT, CHASE ANTHONY

C

See Major League Bios, Page 187

VAN BUREN, MALCOLM EMANUEL

RHP

HT: 6-4; WT: 185; BATS: Right; THROWS: Right
 RESIDES: Goose Creek, S.C.
 SIGNED BY: Joel Matthews

BORN: July 5, 1998 in Charleston, S.C.
 OPENING DAY AGE: 19

ACQUIRED: Selected in the 31st round of the 2016 First-Year Player Draft
CAREER NOTES: 2016: Graduated from Hanahan High School (S.C.), where he went 5-3 with a 1.92 ERA and 65 strikeouts in 47.1 innings (12.36 K/9) as a senior...bypassed North Carolina State to sign with Kansas City...was the youngest player selected by Kansas City in the 2016 Draft...underwent Tommy John Surgery shortly after the Draft.

Year	Club	W-L	ERA	G	GS	CG	SHO	SV	IP	H	R	ER	HR	HB	BB	SO	WP	BK
2017	Surprise (R)	0-3	7.12	12	11	0	0	0	30.1	36	31	24	3	6	19	25	9	0

VARGAS, RANDOR

OF

HT: 5-10; WT: 160; BATS: Left; THROWS: Left
 RESIDES: Azua, DR
 SIGNED BY: Edis Perez

BORN: Dec. 9, 1999 in Azua, DR
 OPENING DAY AGE: 18

ACQUIRED: Signed as a non-drafted free agent, July 6, 2016

Year	Club	AVG	G	AB	R	H	2B	3B	HR	RBI	SH	SF	HP	BB	SO	SB	CS	E
2017	Dominican Royals	.138	53	123	13	17	2	0	2	6	2	0	0	15	43	6	5	4



MINOR LEAGUE BIOS (CONT.)

VASQUEZ, CRISTHIAN ENMANUEL

OF

HT: 6-0; WT: 175; BATS: Left; THROWS: Left

BORN: Sept. 11, 1996 in Barquisimeto, Venezuela

RESIDES: Barquisimeto, Venezuela

OPENING DAY AGE: 21

SIGNED BY: Orlando Estevez, Richard Castro, Alberto Garcia, Jose Gualdron

ACQUIRED: Signed as a non-drafted free agent, July 8, 2013

Year	Club	AVG	G	AB	R	H	2B	3B	HR	RBI	SH	SF	HP	BB	SO	SB	CS	E
2014	Dominican Royals	.155	18	58	6	9	1	1	1	7	0	0	1	13	18	2	3	0
2015	Surprise (R)	.182	42	154	28	28	4	2	1	10	4	0	1	22	40	9	1	0
2016	Burlington (R)	.164	42	140	20	23	3	3	3	12	2	2	4	13	31	2	2	3
2017	Idaho Falls (R)	.260	60	231	42	60	7	5	1	24	1	2	7	20	40	11	5	4
Minor League Totals		.206	162	583	96	120	15	11	6	53	7	4	13	68	129	24	11	7

VERAS, JOSE

RHP

HT: 6-1; WT: 170; BATS: Right; THROWS: Right

BORN: July 15, 1994 in Moca, D.R.

RESIDES: Moca, D.R.

OPENING DAY AGE: 23

SIGNED BY: Fausto Morel

ACQUIRED: Signed as a non-drafted free agent, May 16, 2011

CAREER NOTES: 2012: Missed the entire season with right biceps tendinitis.

Year	Club	W-L	ERA	G	GS	CG	SHO	SV	IP	H	R	ER	HR	HB	BB	SO	WP	BK
2012																		
(Injured - Did Not Pitch)																		
2013	Dominican Royals	1-2	2.30	13	2	0	0	5	31.1	24	12	8	1	3	10	13	2	1
2014	Dominican Royals	1-3	2.15	18	1	0	0	7	46.0	34	16	11	1	4	8	36	1	0
2015	Surprise (R)	0-0	3.05	13	0	0	0	3	20.2	27	10	7	1	1	3	21	2	0
2016	Burlington (R)	1-2	3.24	14	1	0	0	1	33.1	32	14	12	5	3	5	30	1	0
2017	Lexington (A)	2-1	4.53	26	0	0	0	4	55.2	65	31	28	5	5	11	54	4	1
	Wilmington (A+)	0-1	1.80	7	0	0	0	0	15.0	12	3	3	0	0	3	13	1	0
Minor League Totals		5-9	3.07	91	4	0	0	20	202.0	194	86	69	13	16	40	167	11	2

VICENTE, WARLING

OF

HT: 5-10; WT: 165; BATS: Right; THROWS: Right

BORN: June 8, 1999 in Santiago de los Caballeros, D.R.

RESIDES: Monte Cristi, D.R.

OPENING DAY AGE: 18

SIGNED BY: Fausto Morel

ACQUIRED: Signed as a non-drafted free agent, July 5, 2016

Year	Club	AVG	G	AB	R	H	2B	3B	HR	RBI	SH	SF	HP	BB	SO	SB	CS	E
2017	Dominican Royals	.222	51	144	23	32	7	0	0	6	3	0	3	25	36	10	7	1

VILLEGAS, LUIS RAUL

C

HT: 5-11; WT: 160; BATS: Right; THROWS: Right

BORN: Dec. 2, 1992 in Maracay, Venezuela

RESIDES: Maracay, Venezuela

OPENING DAY AGE: 25

SIGNED BY: Richard Castro

ACQUIRED: Signed as a non-drafted free agent, July 2, 2009

CAREER NOTES: 2011: Dominican Summer League All-Star.

Year	Club	AVG	G	AB	R	H	2B	3B	HR	RBI	SH	SF	HP	BB	SO	SB	CS	E
2010	Dominican Royals	.218	42	110	16	24	3	2	1	8	2	1	6	18	22	0	0	4
2011	Dominican Royals	.244	53	164	26	40	8	0	1	23	1	2	5	38	22	6	1	6
2012	Surprise (R)	.232	29	82	15	19	4	1	1	7	0	2	4	13	15	1	1	3
2013	Burlington (R)	.222	19	54	4	12	2	0	0	0	0	0	0	4	11	0	0	2
2014	Lexington (A)	.276	8	29	4	8	2	0	0	1	1	0	1	2	6	0	0	1
2015	Burlington (R)	.667	1	3	1	2	0	0	0	1	0	0	0	1	0	0	0	0
	Lexington (A)	.267	26	86	10	23	6	1	4	15	0	1	2	10	19	2	0	3
	Wilmington (A)	.278	6	18	0	5	1	0	0	2	0	0	0	2	2	0	0	1
2016	Omaha (AAA)	.095	8	21	2	2	1	0	0	1	0	1	0	2	3	0	0	0
	NW Arkansas (AA)	.333	2	6	0	2	0	00	0	2	0	0	0	1	2	0	0	0
	Wilmington (A)	.276	43	156	20	43	8	1	5	25	0	1	1	11	33	1	0	6
2017	NW Arkansas (AA)	.269	8	26	2	7	2	0	0	6	1	0	0	1	5	0	0	0
	Lexington (A)	.239	13	46	6	11	0	0	2	6	0	0	1	4	10	1	0	1
	Omaha (AAA)	.238	13	42	2	10	0	0	0	2	1	0	1	1	11	0	0	0
Minor League Totals		.247	271	843	108	208	37	5	14	99	6	8	21	108	161	11	2	27

**VINES, JACE****RHP****HT:** 6-3; **WT:** 215; **BATS:** Right; **THROWS:** Right**BORN:** Sept. 4, 1994 in Dallas, Texas**RESIDES:** McKinney, Texas**OPENING DAY AGE:** 23**SIGNED BY:** Justin Lehr**ACQUIRED:** Selected in the fourth round of the 2016 First-Year Player Draft**CAREER NOTES:** **2013:** Graduated from Prosper High School (Texas)...**2014:** Attended Tyler Junior College, where he went 10-1 with a 1.77 ERA to earn NJCAA Division III Pitcher of the Year and NJCAA All-America First-Team honors...**2015-16:** Transferred to Texas A&M University...**2017:** Named South Atlantic League midseason All-Star.

Year	Club	W-L	ERA	G	GS	CG	SHO	SV	IP	H	R	ER	HR	HB	BB	SO	WP	BK
2016	Surprise (R)	0-0	10.80	1	0	0	0	0	1.2	3	2	2	0	0	1	2	0	0
	Idaho Falls (R)	1-6	6.47	12	11	0	0	1	55.2	79	51	40	6	1	17	35	7	0
2017	Lexington (A)	9-5	3.42	19	14	0	0	3	100.0	96	45	38	6	6	23	63	5	0
	Wilmington (A+)	3-3	3.60	7	7	2	0	0	40.0	41	17	16	2	0	15	20	3	0
	Omaha (AAA)	0-0	3.00	1	1	0	0	0	6.0	6	2	2	0	0	0	3	0	0
Minor League Totals		13-14	4.34	40	33	2	0	4	203.1	225	117	98	14	7	56	123	15	0

VIZCAINO, VANCE**OF****HT:** 6-1; **WT:** 200; **BATS:** Left; **THROWS:** Right**BORN:** Aug. 1, 1994 in Durham, N.C.**RESIDES:** Wake Forest, N.C.**OPENING DAY AGE:** 23**SIGNED BY:** Jim Buckley**ACQUIRED:** Selected in the 11th round of the 2016 First-Year Player Draft**CAREER NOTES:** **2011:** Hit .394 as a junior to lead Wakefield High School (N.C.) to a 20-4 record and a conference championship...**2012:** Selected by the New York Mets in the 31st round of the First-Year Player Draft, but did not sign...**2013:** Attended the University of Tennessee...**2014:** Took a year off from baseball and attended Glendale Community College (Ariz.)...selected by Kansas City in the 29th round, but did not sign...**2015:** Attended Stetson University, where he finished eighth in the Atlantic Sun Conference with a .341 batting average...matched a school record with five stolen bases in one game...selected by Arizona in the 31st round, but did not sign...**2016:** Scored team-high 47 runs as a junior at Stetson and recorded 22 stolen bases in 25 attempts...is the son of Junior Vizcaino, former National Scouting Supervisor of the Royals, who played five seasons in Pittsburgh's organization (1987-91) after being drafted by Toronto in 1985.

Year	Club	AVG	G	AB	R	H	2B	3B	HR	RBI	SH	SF	HP	BB	SO	SB	CS	E
2016	Burlington (R)	.265	53	185	25	49	5	2	0	11	4	3	4	17	34	16	9	1
2017	Idaho Falls (R)	.287	22	87	17	25	5	2	2	16	0	1	1	7	20	10	3	3
	Lexington (A)	.315	42	149	22	47	9	0	0	14	2	2	0	17	36	11	8	0
Minor League Totals		.287	117	421	64	121	19	4	2	41	6	6	5	41	90	37	20	4

WATSON, NOLAN MICHAEL**RHP****HT:** 6-2; **WT:** 195; **BATS:** Right; **THROWS:** Right**BORN:** Jan. 25, 1997 in Indianapolis, Ind.**RESIDES:** Indianapolis, Ind.**OPENING DAY AGE:** 21**SIGNED BY:** Mike Farrell**ACQUIRED:** Selected in the first round of the 2015 First-Year Player Draft (33rd overall)**CAREER NOTES:** **2015:** Graduated from Lawrence North High School (Ind.), where he went 6-1 with a 0.68 ERA and 81 strikeouts in 51.2 innings as a senior.

Year	Club	W-L	ERA	G	GS	CG	SHO	SV	IP	H	R	ER	HR	HB	BB	SO	WP	BK
2015	Burlington (R)	0-3	4.91	11	11	0	0	0	29.1	39	24	16	2	3	11	16	4	0
2016	Lexington (A)	3-11	7.57	24	24	0	0	0	96.1	125	95	81	19	10	44	60	10	5
2017	Lexington (A)	1-10	6.78	15	13	0	0	1	69.0	101	64	52	8	3	33	41	6	1
	Surprise (R)	0-1	25.07	4	2	0	0	0	4.2	15	13	13	0	0	4	2	3	0
	Burlington (R)	0-1	7.36	3	3	0	0	0	11.0	15	9	9	0	0	3	10	1	0
Minor League Totals		4-26	7.32	57	53	0	0	1	210.1	295	205	171	29	16	95	129	24	6

WEBB, NATHAN MICHAEL**RHP****HT:** 6-2; **WT:** 215; **BATS:** Right; **THROWS:** Right**BORN:** Aug. 20, 1997 in Kansas City, Mo.**RESIDES:** Lee's Summit, Mo.**OPENING DAY AGE:** 20**SIGNED BY:** Matt Price**ACQUIRED:** Selected in the 34th round of the 2016 First-Year Player Draft**CAREER NOTES:** **2016:** Graduated from Lee's Summit North High School (Mo.)...was one of four players on his Lee's Summit North High School team who worked on the Kauffman Stadium grounds crew...bypassed the University of Central Missouri to sign with Kansas City...**2017:** Recorded his first career complete game (7.0 IP) in a 5-1 win at Kingsport on July 27.

Year	Club	W-L	ERA	G	GS	CG	SHO	SV	IP	H	R	ER	HR	HB	BB	SO	WP	BK
2016	Surprise (R)	1-1	5.06	12	0	0	0	0	16.0	14	9	9	0	2	12	16	4	0
2017	Burlington (R)	3-5	5.28	12	12	1	0	0	58.0	61	42	34	5	5	22	44	7	1
Minor League Totals		4-6	5.23	24	12	1	0	0	74.0	75	51	43	5	7	34	60	11	1



MINOR LEAGUE BIOS (CONT.)

WILLIS, MARLIN

LHP

HT: 6-4; WT: 195; BATS: Left; THROWS: Left

BORN: June 5, 1998 in Powder Springs, Ga.

RESIDES: Decatur, Ga.

OPENING DAY AGE: 19

SIGNED BY: Nick Hamilton

ACQUIRED: Selected in the 18th round of the 2017 First-Year Player Draft

CAREER NOTES: 2017: Graduated from McEachern High School (Ga.)...named *Rawlings Perfect Game* Honorable Mention All-American as a senior...attended the Dream Series in Tempe, Ariz., a program designed to benefit minority high school players around the country...committed to Georgia State before signing with Kansas City.

Year	Club	W-L	ERA	G	GS	CG	SHO	SV	IP	H	R	ER	HR	HB	BB	SO	WP	BK
2017	Surprise (R)	1-1	3.80	8	3	0	0	0	21.1	22	12	9	0	1	5	13	7	1

WYNNE, MATTHEW

RHP

HT: 6-4; WT: 235; BATS: Right; THROWS: Right

BORN: July 5, 1993 in Charlotte, N.C.

RESIDES: Dade City, Fla.

OPENING DAY AGE: 24

SIGNED BY: Jim Buckley

ACQUIRED: Signed as a non-drafted free agent, June 16, 2016

CAREER NOTES: 2011: Graduated from Wesley Chapel High School (Fla.)...2012-13: Attended Hillsborough Community College (Fla.)...2014-16: Attended Flagler College (Fla.).

Year	Club	W-L	ERA	G	GS	CG	SHO	SV	IP	H	R	ER	HR	HB	BB	SO	WP	BK
2016	Surprise (R)	3-0	1.74	14	0	0	0	2	20.2	20	9	4	0	1	4	15	4	0
2017	Lexington (A)	3-4	5.40	28	0	0	0	2	46.2	59	33	28	5	4	13	26	2	0
Minor League Totals		6-4	4.28	42	0	0	0	4	67.1	79	42	32	5	5	17	41	6	0

ZERPA, ANGEL

LHP

HT: 6-0; WT: 175; BATS: Left; THROWS: Left

BORN: Sept. 27, 1999 in Valle De La Pasqua, Venezuela

RESIDES: Anaco, Venezuela

OPENING DAY AGE: 18

SIGNED BY: Richard Castro, Joelvis Gonzalez, Orlando Estevez

ACQUIRED: Signed as a non-drafted free agent, July 26, 2016

CAREER NOTES: 2017: Named a Dominican Summer League All-Star by *Baseball America*...five of his 12 starts were scoreless, including a 4-2 win on July 20 at Astros Blue, in which he allowed just five hits and no walks, with a career-high 10 strikeouts.

Year	Club	W-L	ERA	G	GS	CG	SHO	SV	IP	H	R	ER	HR	HB	BB	SO	WP	BK
2017	Dominican Royals	3-4	1.84	14	12	0	0	0	63.2	47	15	13	0	6	11	39	2	0

ZUBER, TYLER

RHP

HT: 5-11; WT: 190; BATS: Right; THROWS: Right

BORN: June 16, 1995 in White Hall, Ark.

RESIDES: White Hall, Ark.

OPENING DAY AGE: 22

SIGNED BY: Matt Price

ACQUIRED: Selected in the sixth round of the 2017 First-Year Player Draft

CAREER NOTES: 2013: Graduated from White Hall High School (Ark.), where he led the Bulldogs to the 5A State Championship as a junior...2014-17: Attended Arkansas State University...his 258 strikeouts ranked second in school history and his 89 appearances ranked third...2017: Led the team with a 2.06 ERA and 80 strikeouts in just 52.1 innings (13.8 K/9)...became the highest drafted player from Arkansas State when the Royals selected him in the sixth round.

Year	Club	W-L	ERA	G	GS	CG	SHO	SV	IP	H	R	ER	HR	HB	BB	SO	WP	BK
2017	Burlington (R)	1-0	2.16	16	0	0	0	6	25.0	26	12	6	0	1	7	38	4	0
	Lexington (R)	0-0	19.29	3	0	0	0	0	2.1	8	5	5	0	0	3	1	0	1
Minor League Totals		1-0	3.62	19	0	0	0	6	27.1	34	17	11	0	1	10	39	4	1




R

50

R

50



2018 MEDIA GUIDE

Manager Dick Howser talks to ABC-TV's Reggie Jackson after the Royals captured their first World Series championship.

MEDIA AND MISCELLANEOUS



MEDIA RELATIONS STAFF



MIKE CUMMINGS

ASSISTANT DIRECTOR-MEDIA RELATIONS

Mike Cummings is in his sixth season with the Royals after joining the media relations staff on April 26, 2013. He oversees the day-to-day media relations efforts of the club, producing the daily game notes, press releases and serves as the editor of all team publications. During the offseason, he served as a contributing editor/writer for the book, *Kansas City Royals 50 Years: A Golden History*.

He was previously an Assistant Director of Media Relations at the University of Kansas, from 2006-13. While at KU, he was the primary baseball contact and also worked with the Jayhawks' football and soccer programs. He began his career as an intern in the sports information office at Virginia Tech for the 2005-06 athletic season.

He received his Bachelor of Arts degree in Communications from the University of North Dakota in 2004, after working in the media relations office for five years as a student/graduate assistant. A native of Fargo, N.D., Cummings resides in Lenexa, Kan.



DINA BLEVINS

MANAGER-MEDIA RELATIONS & ALUMNI

Dina Blevins is in her 14th season with the Royals and third as Manager of Media Relations and Alumni. She joined the Royals as a marketing intern in 2005, working with game day activities. She was named Coordinator-Media Services in 2006, while she was promoted to her current position in 2016. Blevins is involved with the daily media relations duties, the Royals Alumni and Alumni Fantasy Camp, production of the media guide, and George Brett's media and fan requests.

She graduated from St. Teresa's Academy in Kansas City, Mo., and received a Bachelor of Science degree in marketing from Pittsburg State University in 2004. While at Pitt State, she was a captain of the women's volleyball team and was named an All-American in 2003. She was elected to the school's Athletic Hall of Fame in 2013.

Blevins, a native of Blue Springs, Mo., currently resides in Kansas City, Mo., with her husband, Nate, and daughters, Remi and Marley Mae. She is the daughter of former Royals' player and manager and current Assistant to Player Development, John Wathan. She has two older brothers, Dusty and Derek. Dusty played briefly with the Royals in 2002 and is the third base coach for the Philadelphia Phillies. Derek also played professional baseball, including in the Royals' organization in 2007.



NICK KAPPEL

COORDINATOR-COMMUNICATIONS & BROADCASTING

Nick Kappel is in his third season with the Royals after being named the Coordinator of Communications and Broadcasting on Jan. 5, 2016. In his role, Kappel assists with game notes, press releases, Royals publications and MLB broadcasting correspondence. Following the 2016 season, he helped launch the *Royal Rundown* blog, serving as the primary editor. During the offseason, he served as a contributing editor/writer for the book, *Kansas City Royals 50 Years: A Golden History*.

A Golden History.

Kappel was a Communications Intern with the Tampa Bay Rays in 2015, and filled a similar role with the Miami Marlins during the 2014 season. Prior to his time with the Marlins, he served as a press box assistant with the Jupiter Hammerheads in the Florida State League, held an internship with Perfect Game USA and served as a Minor League stringer for Baseball Info Solutions.

Kappel graduated from the University of Iowa in 2012 with a Bachelor of Arts degree in journalism. He began his collegiate career at Iowa State University and also spent a semester at Kirkwood Community College in Iowa City. A native of Waterloo, Iowa, Kappel resides in Kansas City, Mo.

ROYALS MEDIA RELATIONS DIRECTORY

Royals Switchboard 816-921-8000
FAX 816-921-5775

Mike Swanson

Email: mike.swanson@royals.com
Work 816-504-4713

Mike Cummings

Email: mike.cummings@royals.com
Work 816-504-4368

Dina Blevins
Email: dina.blevins@royals.com
Work 816-504-4369

Nick Kappel

Email: nick.kappel@royals.com
Work 816-504-4362

Press Box 816-504-4391 or 4392

Website: royals.com

Facebook: facebook.com/Royals

Twitter: twitter.com/Royals

Mailing Address

One Royal Way • Kansas City, MO 64129



Contact the Royals Media Relations Department for any information and questions (interviews, photos, statistical or credential requests, news releases, etc.). It is our privilege to be of assistance to our local, national and international media.

Credentials honored at Kauffman Stadium include: valid Royals credentials, Baseball Writers Association of America and Major League Baseball working credentials. **Pursuant to new Major League Baseball guidelines, all credentials issued by the Royals must include a laminated picture for identification.**

Daily credentials will be issued to media members who do not qualify for season credentials. Media who qualify for daily credentials include: freelance writers on a specific assignment for a publication, representatives of weekly and monthly publications working on special coverage, and additional radio and television representatives when the need arises (i.e. live shots, etc.). Stand-alone websites will not be credentialed. **Again, pursuant to new Major League Baseball guidelines, all credentials issued by the Royals, including dailies, must include a laminated picture for identification.**

To request daily credentials please visit the MLB credentialing website, credentials.mlb.com. Should you have any questions, contact Dina Blevins, Manager-Media Relations & Alumni, at dina.blevins@royals.com or (816) 504-4369. Credential requests must be made at least **TWO DAYS IN ADVANCE** of the requested date. Late requests will not be honored. For Saturday, Sunday or Monday credentials, please request by noon on Friday. Credential requests will be answered as time permits.

To pick up credentials, please report on game day to Gate C behind home plate of Kauffman Stadium. Daily or season credentials will be issued only to working members of the media. Credentials must be displayed at all times while at Kauffman Stadium.

Media must enter Kauffman Stadium through Gate C or Gate D.

Parking credentials can be requested and will be filled when available. Parking, when granted, must be mailed or picked up prior to game day. **Media will be required to enter through Gates 3 or 4 in order to redeem parking credentials.** Media parking will be in the back rows of Lot B. Active BBWAA cards and Royals season credentials also serve as parking passes.

Media Tickets, on a limited basis, are available for sports and news personnel and must be requested at least **THREE DAYS** in advance. **Late requests will not be honored.** Requests for media tickets should only be made for a current homestand or the next homestand and directed to Dina Blevins, Manager-Media Relations & Alumni (dina.blevins@royals.com), and may be picked up the day of the game at the Will Call window on the south side of Kauffman Stadium. The window opens 1 1/2 hours prior to the game. The Royals Media Relations Department is located on Level 5, the ground level is Level 3 and access to the clubhouses and field is on Level 1.

ROYALS ON SOCIAL MEDIA

The Kansas City Royals are extremely active in all facets of social media. Fans can follow the official club accounts on:

- 📌 Facebook: /Royals
- 📌 Instagram: @KCRoyals
- 📌 Snapchat: 'Royals'
- 📌 Twitter: @Royals

Fans can also follow accounts below for supplemental information on all things Royals:

- 📌 @RoyalRoundup - Royals blog for news and stats
- 📌 @Swanee54 - Mike Swanson, VP of Communications
- 📌 @LadyDuke12 - Dina Blevins, Manager of Media Relations & Alumni
- 📌 @NickKappel - Coordinator of Communications & Broadcasting

The **Royals Autograph Policy** states that credentialed members of the media are PROHIBITED from requesting autographs, equipment or photos from players AT ALL TIMES. Any violation of these guidelines will result in immediate revocation of the credential and could bar future use.

The **Writing Press Box** is located on Level 6 at Kauffman Stadium. Space is available for members of the working media ON ASSIGNMENT ONLY. Seats in the lower level will be assigned to members of the Kansas City BBWAA and other visiting BBWAA members. Other media will be assigned to row two.

The **Broadcast Press Box** is located on Level 4 at Kauffman Stadium. Radio and television broadcasts will initiate from this level.

Wireless Internet Access is available in the main press box free of charge. Please contact a Royals Media Relations member if you are having trouble connecting. In addition, some high-speed lines are provided.

The **Press Dining Room** is located behind the writing press box on Level 6 for a pregame meal (\$10.00 charge) and refreshments. It is open for the media with appropriate credentials approximately two hours prior to the game. Complete **NOTES, STATISTICAL INFORMATION and LINEUPS** are available approximately three hours prior to the game toward the back of the writing press box and in the hallway of the broadcast press level.

Interview periods are arranged prior to and following Royals games through the Royals Communications Department.



Pregame: The manager, coaches and players are generally accessible before batting practice on the field and in the clubhouse. Players are not available during stretching and batting practice, and pregame interviews should not interfere with the players' specific game preparations. **Manager Ned Yost** is available to the media before games in the Royals' dugout, usually around 4:30 p.m. prior to 7:15 p.m. games. He may also be available before the clubhouse opens upon special request through the Media Relations Department. We request that reporters and broadcasters leave the field and dugout area at the conclusion of batting practice and that photographers report to their assigned photo positions.

Manager Postgame: The Royals will conduct a postgame interview with the manager in the interview room on Level One immediately following each Royals home game. This is the only area where the media may interview the manager postgame. There will be no postgame interviews allowed in the manager's office. Postgame interviews with all personnel should be related to the game and not of the feature variety.

Photographers will be assigned to photo bays on the field at either end of each dugout or the bay located in the main press box. Photographers in the dugout field boxes should leave between innings only. Photos are allowed during batting practice, but photographers should remain in foul territory in the area behind the first and third base bags on the dirt warning track. Photographers should assume their assigned positions at the conclusion of batting practice. Wireless Internet is available.

The **Royals Clubhouse** will be open to media who possess clubhouse credentials approximately 3 1/2 hours prior to game time. Exact clubhouse times will be posted daily on the monitors located in the elevator lobbies on Level 4 and Level 6. The clubhouse will be closed for the remainder of pre-game when the Royals are on the field for batting practice. **Members of the media must have a specific reason for clubhouse access to gain admittance and are asked not to loiter.** For postgame interviews, the clubhouse will open approximately 10 minutes following the game. The Royals' clubhouse will be closed between games of a doubleheader. There will be occasions when the Royals may request the clubhouse be cleared for team meetings and we ask your cooperation at these times. The players' lounge, training room, coaches' office adjacent to manager's office and conditioning areas are closed to everyone except players, coaches and Royals' officials. The dugout is off limits in accordance with American League rules during the game to everyone except the manager, coaches, players and certain club officials. Still photographers are not permitted in the clubhouse. Television cameras are only permitted to shoot player interviews.

KANSAS CITY BBWAA MEMBERS

2018 ACTIVE MEMBERS (15)

JEFF PASSAN, YAHOO.COM, CHAIRMAN

- Dave Brown, Baseball Prospectus
- Rustin Dodd, Kansas City Star
- Chris Fickett, Kansas City Star
- Jeffrey Flanagan, MLB.com
- Pete Grathoff, Kansas City Star
- Vahe Gregorian, Kansas City Star
- Tom Keegan, Lawrence Journal-World
- Blair Kerkhoff, Kansas City Star
- Sam Mellinger, Kansas City Star
- Mike Osegueda, Yahoo.com
- Joe Posnanski, MLB.com
- Jeff Rosen, Kansas City Star
- Dave Skretta, Associated Press
- Maria Torres, Kansas City Star

HONORARY LIFETIME MEMBERSHIP (9)

- Bill Althaus, Independence Examiner
- Sid Bordman, Kansas City Star
- Alan Eskew, Topeka Capital-Journal
- Mike Fannin, Kansas City Star
- Alan Hoskins, Kansas City Kansas
- Holly Lawton, Kansas City Star
- Dick Kaegel, Kansas City Star
- Rick Plumlee, Wichita Eagle
- Doug Tucker, Associated Press

Live Transmissions are permitted by non-rightsholders from Kauffman Stadium prior to and after every game telecast. Live television reports by non-rightsholders are prohibited while the rightsholder is on the air or if the game is in progress. Radio stations and assigned correspondents for out-of-town reports are allowed to give inning or half-inning score updates. Per Major League Baseball regulations, at no time can these correspondents file reports once play has resumed. Any violation of these policies will result in immediate revocation of credentials.

The use of **Cellular Phones**, including text messaging, tweeting and use of email, is prohibited in both clubhouses. The only time a radio correspondent can use a cellular phone for an interview would be in either dugout after receiving advance permission from the player and/or staff member. Any other telephone interviews must be arranged through the Royals Media Relations Department.

MLB dress guidelines were created prior to the 2012 season. The media is expected to comply with these policies. Please see the posted policy in the press box on Level 6 at Kauffman Stadium or request a copy through the Royals Media Relations Department.

ROYALS PRE-GAME SCHEDULE

	7:15 Games	6:15 Games	3:15 Games	1:15 Games
Royals Batting Practice	4:50-5:40 p.m.	3:50-4:40 p.m.	12:50-1:40 p.m.	10:50-11:40 a.m.
Visitors Batting Practice	5:40-6:30 p.m.	4:40-5:30 p.m.	1:40-2:30 p.m.	11:40 a.m.-12:30 p.m.
Ground Crew	6:30-7:00 p.m.	5:30-6:00 p.m.	2:30-3:00 p.m.	12:30-1:00 p.m.
Game Time	7:15 p.m.	6:15 p.m.	3:15 p.m.	1:15 p.m.



FOX Sports Kansas City is entering its 11th season as the exclusive television home of Kansas City Royals baseball. FOX Sports Kansas City will provide fans expansive coverage of the Royals, televising all regular-season games not selected as part of MLB's national TV packages along with 10 spring training contests in 2018.

Ryan Lefebvre and Steve Physioc will provide the play-by-play call on the telecasts, with former big leaguer Rex Hudler as analyst. Every game on FOX Sports Kansas City will be surrounded by a pregame and postgame show, Royals Live, hosted by Joel Goldberg with analysis from Royals' Hall of Fame pitcher Jeff Montgomery. FOX Sports Kansas City will also provide extensive coverage of the Royals on FOXSportsKansasCity.com and via its Twitter (@FSKansasCity) and Facebook (Facebook.com/FOXSportsKansasCity) pages. Royals games can be streamed live within the Royals television footprint



KANSAS CITY

on FOX Sports GO.

The Royals' local-market TV ratings ranked No. 2 in MLB in 2017, after leading the league in 2015 and 2016, according to Nielsen Media Research. Royals telecasts on FOX Sports Kansas City were the highest-rated, most-watched prime time programming in Kansas City during baseball season.

The Royals and FOX Sports Kansas City are in the 11th year of a long-term agreement for FSKC to serve as the team's television home. FOX Sports Kansas City will air more than 300 live events of local interest in 2018, including Royals baseball, Sporting Kansas City soccer, Big 12 Conference events, Missouri Valley Conference and Kansas State basketball and more.

Nationally, FOX Sports' 22 owned-and-operated regional networks produce over 5,000 live local events each year and serve as the regional TV home to 44 MLB, NHL and NBA teams.



Rex Hudler and Ryan Lefebvre will call games on FOX Sports Kansas City throughout the 2018 season.

ROYALS ON FSKC

- 👑 Ryan Lefebvre - Announcer
- 👑 Steve Physioc - Announcer
- 👑 Rex Hudler - Announcer
- 👑 Joel Goldberg - Royals Live host
- 👑 Jeff Montgomery - Royals Live analyst
- 👑 Kevin Cedergren - Producer
- 👑 Casey Carter - Pre/postgame Producer
- 👑 Steve Kurtenbach - Director
- 👑 Sam Abramson - Associate Producer
- 👑 Al Broughton - Associate Producer
- 👑 David Holtzman - Associate Producer



FOX Sports Kansas City broadcast team (L-R): Steve Physioc, Rex Hudler, Jeff Montgomery, Joel Goldberg and Ryan Lefebvre.



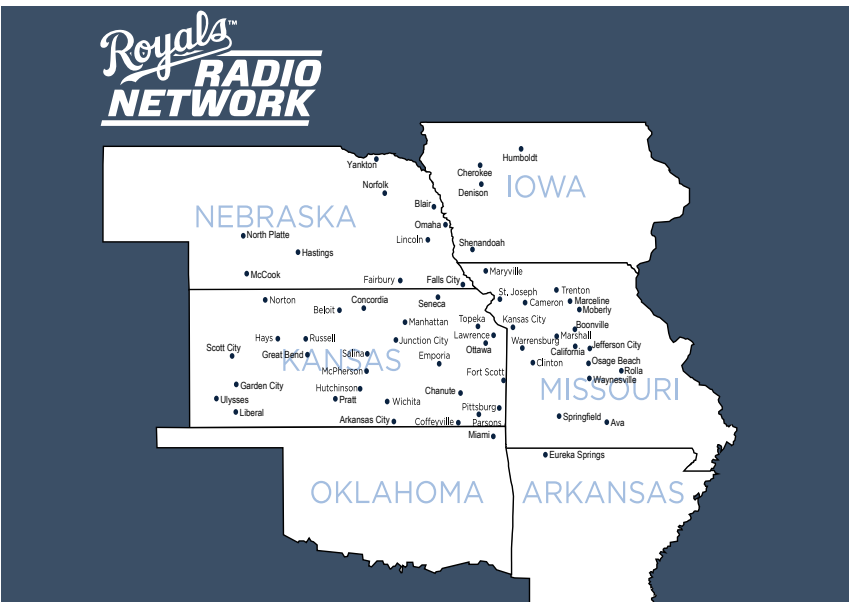
The Royals Radio Network, one of the largest in Major League Baseball, will broadcast all of the Kansas City Royals' regular-season games in 2018. The network will also broadcast a 20-game Spring Training schedule. All games will be heard on the Royals' Kansas City affiliate, 610 Sports Radio-KCSP. The

Royals and 610 Sports Radio extended their agreement in 2016, with the deal running through the 2019 season.

The Royals Radio Network is made up of 88 affiliates throughout the Midwest in six states. Royals' Hall of Famer and 2007 Ford C. Frick Award winner, Denny Matthews, will be behind the microphone for his 50th season. Veteran announcer Steve Physioc returns for his seventh season as a part of the Royals broadcast team on both radio and television, while Steve Stewart is back for his 11th season with the club. Ryan Lefebvre will also broadcast games on the Royals Radio Network in 2018 when he is not on FOX Sports Kansas City.

ROYALS RADIO NETWORK

- 👑 Denny Matthews - Announcer
- 👑 Steve Physioc - Announcer
- 👑 Ryan Lefebvre - Announcer
- 👑 Steve Stewart - Announcer
- 👑 Keith Kowalski - Engineer/Producer



ROYALS RADIO NETWORK AFFILIATES

ARKANSAS					
Eureka Springs	KESA-FM	100.9			
IOWA					
Cherokee	KCHE-AM	1440			
Denison	KDSN-AM	1530			
Humboldt	KHBT-FM	97.7			
Shenandoah	KMA-AM	960			
KANSAS					
Arkansas City	KSOK-AM	1280/103.3			
Beloit	KVSV-AM	1190			
Chanute	KKQY-AM	1460			
Coffeyville	KGGF-AM	690			
Concordia	KNCK-AM	1390/98.3			
Emporia	KVOE-AM	1400/96.9			
Fort Scott	KOMB-FM	103.9			
Garden City	KMDO-AM	1600			
Great Bend	KGGS-AM	1340			
Hays	KVGB-AM	1590/97.7			
Hutchinson	KAVS-AM	1400/94.3			
Junction City	KWBW-AM	1450/98.5			
Lawrence	KJKC-AM	1420			
Liberal	KLWN-AM	1320/101.7			
McPherson	KCSB-AM	1270			
	KMAN-AM	1350/93.3/93.7			
	KBBE-FM	96.7			
Nebraska					
Blair	KKQZ-FM	92.1			
Fairbury	KKOZ-AM	1430			
Falls City	KWRT-AM	1370			
Hastings	KRLL-AM	1420			
Lincoln	KKWK-FM	100.1			
McCook	KKDK-AM	1260			
North Platte	KKEA-FM	104.9			
Omaha	KZJF-FM	104.1			
	KCSP-AM	610			
	KDWD-FM	99.1			
	KMMO-AM	1300			
	KMMO-FM	102.9			
Missouri					
Blair	KBLR-FM	97.3			
Fairbury	KGMT-AM	1310			
Falls City	KLZA-FM	101.3			
Hastings	KLIQ-FM	94.5			
Lincoln	KFOR-AM	1240/103.3			
McCook	KBRL-AM	1300/97.5			
North Platte	KOQO-AM	1410			
Omaha	KZOT-AM	1180			
	KOZN-AM	1620			
	KOIL-AM	1290			
Oklahoma					
Miami	KGLG-FM	100.9			
Arkansas					
Norton	KQNK-AM	1530			
Ottawa	KQNK-FM	106.7			
Parsons	KOFO-AM	1220/103.7			
Pittsburg	KLKC-AM	1540			
Pratt	KICW-AM	860			
Russell	KQZQ-FM	98.3			
Salina	KRSL-AM	990/98.1			
Scott City	KSAL-AM	1150			
Seneca	KYUL-AM	1310			
Topeka	KMZA-FM	92.1			
Ulysses	WIBW-AM	580/104.9			
Wichita	KULY-AM	1420			
	KULY-FM	106.7			
	KFH-AM	1240/97.5			
Maryville					
Knim	KNIM-AM	1580/97.1			
Hoberly	KRMS-AM	1150/97.5/104.9			
Rolla	KLPW-FM	107.3			
Springfield	KICR-AM	1340/92.3			
St. Joseph	KFEO-AM	680			
Trenton	KTTN-AM	1600			
Warrensburg	KTTN-FM	92.3			
Waynesville	KOKO-AM	1450			
	KOZG-FM	102.3			



DENNY MATTHEWS

ANNOUNCER

Denny Matthews is in his 50th season behind the microphone, calling Royals games since the club's inception in 1969. He becomes the third broadcaster in Major League history to broadcast for the same team for 50 seasons or more, joining Vin Scully (Brooklyn/Los Angeles Dodgers, 67 seasons) and Jaime Jarrin (Los Angeles Dodgers, 56 seasons).

The 2007 Ford C. Frick Award winner was honored during the Hall of Fame Induction Ceremonies in Cooperstown on July 29, 2007. He also became a member of the Royals' Hall of Fame in 2004. He signed a four-year extension with the club in 2015, which runs through the end of this season.

Matthews has seen more Royals games than anyone else during his time with Kansas City. He was chosen from more than 300 applicants for the No. 2 announcer position alongside the late Buddy Blattner prior to the Royals initial season in 1969, before taking over the No. 1 job following the 1975 season. He teamed with Fred White on the Royals Radio Network from 1974-98 before Ryan Lefebvre joined him in the booth in 1999 through 2007. Bob Davis, Steve Stewart and Steve Physioc have served as Denny's partners since the beginning of the 2008 season.

The veteran broadcaster has lent his play-by-play skills to the CBS Radio Network during portions of the regular season and during the 1982 and 1985 World Series. He worked with Hall of Famer Ernie Harwell, calling the CBS broadcast of the 1982 ALCS between the California Angels and Milwaukee Brewers.

Matthews is active in the Kansas City community and dedicates his time and resources to several area charities, including the SAFE program, a charity that supports families of fallen policemen, firemen and emergency workers, as well as Operation Lifesaver, a railroad crossing safety and awareness program. He is also the author of the two books: the 2004, "Tales from the Royals Dugout", and the 2009 "Hi, Anybody" and co-author of the 1999 book "Play by Play-25 Years of Royals on Radio." He's also a 2005 inductee into the Missouri Sports Hall of Fame. In 2017, he lent his writing talents to the book, *Kansas City Royals 50 Years: A Golden History*.


Matthews graduated from Central Catholic High School in Bloomington, Ill., and was inducted into the school's Hall of Fame in August, 2001. He is a 1966 graduate of Illinois Wesleyan where he lettered in football and baseball for three years and finished eighth in the nation (NAIA) in pass receiving in 1965. In 2016, he received a "Distinguished Alumnus" honor from IWU.

Prior to joining the Royals, Matthews worked for WMBD-TV and radio and KMOX-TV. His brother, Mike, is the radio analyst for Illinois State University basketball.

Matthews, an avid collector of sports publications, enjoys playing golf and hockey. He resides in Leawood, Kan.

FORD C. FRICK AWARD WINNERS

Year	Broadcaster	Year	Broadcaster
1978	Mel Allen	1998	Jaime Jarrin
1979	Red Barber	1999	Arch McDonald
1980	Bob Elson	2000	Marty Brennaman
1981	Russ Hodges	2001	Felo Ramirez
1982	Ernie Harwell	2002	Harry Kalas
1983	Jack Brickhouse	2003	Bob Uecker
1984	Curt Gowdy	2004	Lon Simmons
1985	Buck Canel	2005	Jerry Coleman
1986	Bob Prince	2006	Gene Elston
1987	Jack Buck	2007	Denny Matthews
1988	Lindsey Nelson	2008	Dave Niehaus
1989	Harry Caray	2009	Tony Kubek
1990	By Saam	2010	Jon Miller
1991	Joe Garagiola	2011	Dave Van Horn
1992	Milo Hamilton	2012	Tim McCarver
1993	Chuck Thompson	2013	Tom Check
1994	Bob Murphy	2014	Eric Nadel
1995	Bob Wolff	2015	Dick Enberg
1996	Herb Carneal	2016	Graham McNamee
1997	Jimmy Dudley	2017	Bill King



Denny Matthews (left) and the late Buddy Blattner (right) formed the Royals' first radio broadcast team in 1969. Matthews is one of three announcers to work with one franchise for 50 years or more.



STEVE PHYSIOC
ANNOUNCER

Steve Physioc is in his seventh season with the Royals and will serve both as a voice on the Royals Radio Network and as a play-by-play broadcaster on FOX Sports Kansas City. Physioc was awarded a Mid-America Emmy in 2013 for his outstanding work on Royals' broadcasts. During the offseason, he calls college basketball games for FOX Sports.

Physioc previously worked 14 seasons for the Los Angeles Angels from 1996-2009 as the television play-by-play voice on FOX Sports West and KCOP. In addition to his television duties, Physioc also worked on the Angels' radio broadcasts on AM 830.

A graduate of Kansas State University in 1977, he was the voice of Wildcats football and basketball from 1979-82. During that time, he also served as a sports anchor for WIBW-TV in Topeka, Kan., from 1979-83. His sports anchor career continued at WLWT-TV in Cincinnati from 1983-87 and KTUV-TV in Oakland, Calif., from 1987-89.

He began his Major League play-by-play announcing career in 1983, broadcasting Cincinnati Bengals football and Cincinnati Reds baseball through the 1986 season. He then moved to San Francisco where he worked as a Giants announcer in 1987 and 1988. Physioc moved from the Giants to ESPN in 1989, where he broadcast Major League Baseball, college basketball, baseball and Big Ten football. In 1995, he worked for the San Diego Padres and Pac-10 football for FOX Sports West.

Physioc also broadcast both on television and radio for Fresno State University (1992-95), Stanford University (1992-95), the NBA's Golden State Warriors (1989-91) and the Vancouver Grizzlies in their inaugural season of 1995-96.

Physioc and his wife, Stacey, are involved in numerous non-profit organizations such as Operation Smile, the Sierra Club, Friends of the Arboretum, Disciples International and the Fred White Scholarship Fund at Kansas State. The couple has a daughter, Ryan, a son, Kevin and three grandchildren.



STEVE STEWART
ANNOUNCER

Royals Radio play-by-play broadcaster Steve Stewart is in his 11th season with the Royals, his 19th in the Major Leagues and his 27th in baseball. Prior to coming to Kansas City, Stewart spent four years with the Cincinnati Reds, three of them on WLW radio and one on television with Fox Sports Ohio.

From 2000-2003 he worked in Baltimore for WBAL radio and WBAL television as a sports anchor/reporter and talk show host. One of his roles in Baltimore each year included filling in on Orioles radio play-by-play. During the 2002 season he also broadcast several St. Louis Cardinals games on KMOX.

Stewart broadcast AAA baseball for the Calgary Cannons and the Richmond Braves, as well as college baseball at the University of South Carolina, where he was also part of the football and basketball broadcasts. His college play-by-play experience includes football at Maryland and Cincinnati as well as basketball broadcasts at Maryland, Cincinnati, Xavier, South Carolina and Richmond. He also spent seven years in TV news and sports.

Stewart is a native of St. Louis and a graduate of Southern Methodist University. He lives in Overland Park, Kan. His son John is a student at the University of Kansas and started classes in the Fall of 2017.



JOSE MUÑOZ
ANNOUNCER

Jose Ramon Muñoz returns for his third season as the play-by-play announcer for 22 Royals games broadcast this season in Spanish on KYYS-1250 AM. Muñoz previously had been the Spanish-language play-by-play broadcaster for the Royals' Triple-A affiliate, Omaha, for 13 seasons.

Muñoz is a longtime Spanish broadcaster who helped to launch Nebraska's first-ever Spanish station in 2000, 1420 La Zeta. He also built the first local Spanish FM Radio Station, Radio Lobo 97.7 FM. While working as on-air talent and Music Director, he has received recognition and awards for his contributions to the industry including the NBA's Crystal Award for Community Service and he was elected Media Representative from the Midwest Region for Spanish Media from the United States, Canada and Spain.

In 2007, he moved to NRG Media, where he currently works as Program Director and On-Air Personality on La Nueva 99.5 FM/1020 AM in Omaha.

Muñoz has 17 years of experience as a radio programmer, on-air talent and sports broadcaster. Along with his time calling Storm Chasers' games, he has also serves as a soccer play-by-play announcer for the University of Creighton and the University of Nebraska-Omaha. He began his career in Fullerton, Calif., and in 2015, was inducted into the Fullerton College Communications department "Wall of Honor".

A native of Cadenas, San Luis Potosi, Mexico, Muñoz resides in Omaha, Neb., with his wife Yesenia. The couple has four daughters: Ariana, Camila, Jimena and Abigail.



KEITH KOWALSKI
PRODUCER/ENGINEER

Keith Kowalski is in his first season as the producer/engineer of Royals radio broadcasts, replacing Don Free, who retired after 32 seasons. Kowalski also serves as an Affiliate Sales & Regional Market Manager, a job he's held since 2013.

Prior to starting with the club, he spent a total of eight non-consecutive years with Learfield Sports, serving as an Affiliate Relations - Account Executive (2001-03), an Affiliate Manager (2007-12) and a Corporate Sales Manager - Wisconsin Properties (2012-13). He also served as a Program Director for the Special Olympics in Texas for three years and spent one season with FC Dallas as an Account Executive in 2003-04.

Kowalski graduated from Stephen F. Austin State University in Nacogdoches, Texas, receiving a BBA in Marketing in 2001. He was born in Erie, Penn., but grew up in Dallas, Texas. He and his wife, Kerri, have three kids - Jack, Maris and Camdyn - and reside in Lee's Summit, Mo.

2018 SPANISH-LANGUAGE BROADCAST SCHEDULE

KYYS (1250 AM) will once again serve as the Royals home for Spanish-language broadcasts this season. Below is the broadcast schedule for 2018. Dates and times are subject to change.

Date	Opponent	Time	Date	Opponent	Time
Thursday, March 29	Chicago White Sox	3:15 p.m.	Sunday, June 17	Houston	1:15 p.m.
Sunday, April 1	Chicago White Sox	1:15 p.m.	Sunday, July 8	Boston	1:15 p.m.
Wednesday, April 11	Seattle	1:15 p.m.	Sunday, July 22	Minnesota	1:15 p.m.
Sunday, April 15	Los Angeles Angels	1:15 p.m.	Wednesday, July 25	Detroit	1:15 p.m.
Sunday, April 29	Chicago White Sox	1:15 p.m.	Sunday, Aug. 12	St. Louis	1:15 p.m.
Sunday, May 6	Detroit	1:15 p.m.	Sunday, Aug. 26	Cleveland	1:15 p.m.
Wednesday, May 16	Tampa Bay	1:15 p.m.	Wednesday, Aug. 29	Detroit	1:15 p.m.
Sunday, May 20	New York Yankees	1:15 p.m.	Sunday, Sept. 2	Baltimore	1:15 p.m.
Saturday, June 2	Oakland	1:15 p.m.	Sunday, Sept. 16	Minnesota	1:15 p.m.
Sunday, June 3	Oakland	1:15 p.m.	Sunday, Sept. 30	Cleveland	2:15 p.m.
Saturday, June 16	Houston	1:15 p.m.			



RYAN LEFEBVRE
ANNOUNCER

Ryan Lefebvre is in his 20th season as a Royals broadcaster on Fox Sports Kansas City and the Royals Radio Network. A 2016 Mid-America Emmy Award winner, Lefebvre will be in his 24th season on a Major League broadcast team this year.

Before joining the Royals prior to the 1999 season, Lefebvre spent four seasons as a broadcaster for the Minnesota Twins on WCCO Radio, WCCO TV and Midwest Sports Channel. He was hired full-time at the age of 24, one year after graduating from the college. He also broadcast University of Minnesota football, hockey and volleyball for WCCO and MSC.

The Los Angeles native graduated from Loyola High School in 1989 and began his broadcasting career as a freshman at the University of Minnesota at KUOM radio. He graduated from the University of Minnesota in 1994 where he was a First Team All-Big Ten selection in 1993 and established school records for hits, triples and at-bats. He was selected in the 27th round of the 1993 First-Year Player Draft by the Cleveland Indians.

Lefebvre is the son of former big league player and manager, Jim Lefebvre. Actively involved in a number of Kansas City community activities, Lefebvre is the founder of Gloves For Kids and the Footprints Foundation, which raises money for youth programs in Kansas and Missouri. In 2011, Lefebvre was the recipient of the John J. "Buck" O'Neil MVP Award for his commitment to youth in Kansas City. He was also named the 2006 Boys & Girls Clubs of Greater Kansas City Role Model of the Year, while in 2008 the Staples store in Zona Rosa (Kansas City) was dedicated in his honor for his "Philanthropic Spirit."

In 2015, Lefebvre was also named the recipient of the Johnson County NAACP Diversity in Sports Award. He was also named one of the "25 Most Influential People" in the state of Kansas in 2014.

Lefebvre and his wife, Sarah, reside in Greenwood, Mo., with their sons: Micah, Evan and Lucas and daughter, Callie.



REX HUDLER
ANNOUNCER

Rex Hudler is in his seventh season with the Royals' broadcast team as an analyst on FOX Sports Kansas City. Hudler worked in the same capacity alongside fellow Royals announcer, Steve Physioc, broadcasting the Los Angeles Angels for 11 seasons from 1999-2009.

A veteran with over 36 years of baseball experience, including 21 as a player with the New York Yankees, Baltimore Orioles, St. Louis Cardinals, California Angels, Philadelphia Phillies and the Tokyo Yakult Swallows, Hudler quickly became a fan favorite at all of his stops. Over 1,083 career big league games, Hudler, nicknamed "Wonder Dog", was a .261 career hitter with 56 home runs and 169 RBI.

Born in Tempe, Ariz., and a 1978 graduate of Bullard High School in Fresno, Calif., Hudler was a 1999 inductee into the Fresno Sports Hall of Fame. He excelled in all sports in high school, receiving 25 football scholarship offers before signing a letter of intent to play at Notre Dame. He chose baseball after being selected as the 18th overall pick by the Yankees in 1978.

Hudler is an award-winning broadcaster who began his announcing career as a special consultant for "Good Morning America" during the 1997 playoffs and 1998 Super Bowl. He is a four-time winner (2003, '05, '07, '09) of the Television Color Analyst of the Year by the Southern California Sports Broadcasters. Hudler won an Emmy in 2004 for "Angels in the Infield" and has loaned his voice to several baseball video games.

He is an active motivational speaker and he and his wife, Jennifer, founded "Team Up for Down Syndrome." The Hudlers have been awarded several honors for their community service. In January, the Hudlers hosted a fashion show that benefited the Kansas City YMCA and featured several current Royals players.

Rex and Jennifer have four children: Alyssa, Cade, William and David.



JOEL GOLDBERG
ANNOUNCER

Joel Goldberg is in his 11th season as part of the Royals' broadcast team, serving as the host of the "Royals Live" pre-game and postgame shows. Goldberg also provides reports from various locations in the stadium throughout FOX Sports' Kansas City's game coverage. During the offseason, he serves as a hockey play-by-play announcer for the ECHL's Kansas City Mavericks and also as an analyst on UMKC men's basketball television broadcasts.

Goldberg came to Kansas City and FSKC's Royals broadcast team after three years covering the St. Louis Cardinals, Blues, Rams and other sports for FOX Sports Midwest in St. Louis. He started at FSN Midwest in January, 2005, after more than six years as a reporter and anchor at KTVI, the FOX broadcasting affiliate in St. Louis.

Goldberg won a Mid-America Emmy for sports reporting in 2001. He also worked as a reporter for the NBC affiliates in Rhinelander, Wis. and Madison, Wis., from 1994-99.

Goldberg, who was born in Philadelphia before moving to the Chicago area prior to high school, is a graduate of the University of Wisconsin. His wife, Susan, is a native of Overland Park, Kan. The couple has a son, Mason, and a daughter, Elliana.



JEFF MONTGOMERY
ANNOUNCER

Royals Hall of Fame pitcher Jeff Montgomery is in his ninth season contributing to Royals broadcasts on FOX Sports Kansas City, serving as a co-host on "Royals Live" pre-game and postgame shows. "Monty" also offers analysis in the broadcast booth during select games on FSKC.

He spent 12 of his 13 big league seasons with the Royals and is the club's all-time saves leader with 304. The three-time All-Star (1992, 1993, 1996) was the Roloids A.L. Reliever of the Year in 1993, finishing tied for the league lead with 45 saves, matching a club record at that time. He also holds the club record for career appearances (686) and ranked ninth on MLB's all-time saves list at the time of his retirement.

Montgomery also serves as the Vice President of Union Broadcasting, Inc. in Kansas City and also contributes to MLB Network shows and broadcasts.

He and his wife, Tina, have two daughters, Ashleigh and Kathryn and two sons, Connor and Spencer.



Joel Goldberg and Jeff Montgomery host "Royals Live" pre and postgame shows from the set at Kauffman Stadium.



The Royals 50th Spring Training season in club history will be their 16th in Surprise, Ariz.

The Royals and Texas Rangers share a \$48 million, 10,500-seat multi-purpose Recreation and Major League Spring Training Campus on land owned by the City of Surprise. In addition, the city is using the facilities for adult and youth recreation programs, community events and programs, special events and meeting facilities.

The stadium complex and baseball practice fields are incorporated into a master-planned municipal center, including administrative offices, recreation/aquatic center, 23,000-square-foot library and 35-40 acre passive park.

In 2015, the Royals complex underwent an \$8-million renovation, adding approximately 14,000-square feet to the facility. The project included expanding the clubhouse, coaches' locker room, training and dining facilities, while giving the club six additional offices on site.

Surprise is approximately 35 minutes northwest of Phoenix, past Sun City West off Highway 60. The complex is located on 125 acres in the vicinity of Bullard Avenue and Greenway Road.

Populous (formerly HOK), an internationally-renowned Kansas City architectural firm devoted to creating exceptional sports facilities, was designated to design the facility.

Groundbreaking took place with Hall of Famers George Brett and Nolan Ryan in attendance on May 21, 2001. The facility was dedicated during a special ceremony and community celebration attended by members of the Royals and Rangers on December 7, 2002. The two teams played the first game at the complex on February 27, 2003, with the Royals coming away with a 6-3 win.

The Royals have won the unofficial Cactus League title three times, their first season in Arizona in 2003, 2011 and 2013.

SPRING TRAINING SITES

Ft. Myers, Fla.	1969-1987
Baseball City, Fla.	1988-2002
Surprise, Ariz.	2003-present



ROYALS RENAME PRACTICE FIELDS AND OBSERVATION TOWER

On February 20, 2008, the Royals dedicated practice fields 1, 2 and 7 at their Surprise, Ariz., Spring Training Complex in honor of Royals Hall of Famers George Brett, Frank White and Dick Howser. In addition, the Royals dedicated the observation tower in honor of 2008 Royals Hall of Fame inductee Art Stewart.

Attending the ceremony were (pictured below, L-R) Brett, Royals GM Dayton Moore, White and former player and manager John Wathan.





ALL-TIME SPRING EXHIBITION ATTENDANCE

Year	Home	Road	Other Sites	Total
1969	18,610	6,550	17,591	42,751
1970	22,901	13,325	-	36,226
1971	26,234	14,607	12,995	53,836
1972	24,729	18,598	-	43,327
1973	24,955	25,068	-	50,023
1974	25,244	15,284	4,327	44,855
1975	31,578	18,799	-	50,377
1976	16,524	6,996	-	23,520
1977	33,802	26,687	-	60,489
1978	40,742	23,519	-	64,261
1979	40,425	28,087	-	68,512
1980	39,017	27,419	-	66,436
1981	45,992	26,291	16,640	88,923
1982	50,938	27,463	-	78,401
1983	42,321	36,853	-	79,174
1984	59,190	30,709	7,390	97,289
1985	63,924	36,639	7,370	107,933
1986	65,354	38,397	19,016	122,767
1987	55,489	40,349	10,021	105,859
1988	89,999	58,354	5,137	153,490
1989	85,163	64,802	7,486	157,451
1990	20,535	26,548	-	47,083
1991	70,977	70,663	9,364	151,004
1992	87,058	67,762	-	154,820
1993	70,050	80,277	18,940	169,267
1994	67,070	81,474	-	148,544
1995	10,925	13,607	-	24,532
1996	44,768	62,281	-	107,049
1997	52,941	53,490	53,726	160,157
1998	40,145	62,469	-	102,614
1999	47,153	62,477	-	109,630
2000	40,283	80,470	-	120,753
2001	42,057	58,884	-	100,941
2002	44,854	61,860	-	106,714
2003	58,831	68,369	25,123	152,323
2004	77,787	93,830	51,595	223,212
2005	79,690	91,587	66,420	237,697
2006	70,412	74,102	61,774	206,288
2007	78,747	75,871	57,771	212,389
2008	83,118	95,818	41,908	220,844
2009	96,798	95,891	26,039	218,725
2010	79,149	82,926	31,557	193,632
2011	72,900	89,746	-	162,646
2012	76,238	91,949	20,440	188,627
2013	86,029	100,378	-	186,407
2014	84,598	106,406	25,374	216,378
2015	105,271	129,545	23,157	257,973
2016	126,108	211,758	90,318	428,184
2017	95,304	162,088	-	257,392
Totals	2,812,927	2,937,322	711,479	6,461,728

SPRING TRAINING QUICK FACTS

Team Hotel:

The Wigwam Golf Resort & Spa
 300 Wigwam Blvd.
 Litchfield Park, AZ 85340
 Ph: 623-935-3811
 Fax: 623-935-3737

Royals Offices:

Surprise Stadium
 15946 N. Bullard Ave
 Surprise, AZ 85374
 Ph: 623-266-8000
 Fax: 623-266-8012

Royals Ticket Office:

800-326-4000 or royals.com

Tickets.com:

800-352-0212

Surprise Stadium:

Left Field: 350 feet
 Center Field: 400 feet
 Right Field: 350 feet
 Fence: 8 feet high
 Turf: Grass





SPRING TRAINING INFORMATION (CONT.)

2018 SPRING TRAINING SCHEDULE

Date	Day	Opponent	Site	Time (CT)	Broadcast
February 24	Saturday	LOS ANGELES DODGERS	Surprise	2:05 p.m.	
February 25	Sunday	at Oakland	Mesa	2:05 p.m.	
February 26	Monday	at San Francisco	Scottsdale	2:05 p.m.	
February 27	Tuesday	SEATTLE	Surprise	2:05 p.m.	
February 28	Wednesday	CINCINNATI	Surprise	2:05 p.m.	
March 1	Thursday	at Seattle	Peoria	2:10 p.m.	
March 2	Friday	at San Diego	Peoria	2:10 p.m.	
March 3	Saturday	CHICAGO WHITE SOX	Surprise	2:05 p.m.	
March 4	Sunday	at Cincinnati	Goodyear	2:05 p.m.	
March 6	Tuesday	SAN DIEGO	Surprise	7:05 p.m.	
March 7	Wednesday	MILWAUKEE	Surprise	2:05 p.m.	
March 8	Thursday	at Chicago White Sox (ss)	Glendale	2:05 p.m.	
March 9	Friday	ARIZONA	Surprise	2:05 p.m.	
		at Los Angeles Dodgers	Glendale	2:05 p.m.	
March 10	Saturday	at Arizona	Scottsdale	2:10 p.m.	
March 11	Sunday	CLEVELAND (ss)	Surprise	3:05 p.m.	
March 12	Monday	SAN DIEGO	Surprise	2:05 p.m.	
		TEXAS (ss)	Surprise	8:05 p.m.	
March 13	Tuesday	OAKLAND	Surprise	3:05 p.m.	
March 14	Wednesday	CHICAGO CUBS	Surprise	3:05 p.m.	
March 15	Thursday	at Los Angeles Dodgers	Glendale	3:05 p.m.	
March 16	Friday	at San Diego	Peoria	3:10 p.m.	
March 17	Saturday	at Texas	Surprise	2:05 p.m.	
		TEXAS	Surprise	8:05 p.m.	
March 18	Sunday	at Chicago Cubs	Mesa	3:05 p.m.	
March 20	Tuesday	SAN FRANCISCO	Surprise	8:05 p.m.	
March 21	Wednesday	at Cleveland	Goodyear	8:05 p.m.	
March 22	Thursday	at Milwaukee	Maryvale	3:05 p.m.	
March 23	Friday	at San Francisco (ss)	Scottsdale	3:05 p.m.	
		LOS ANGELES DODGERS	Surprise	3:05 p.m.	
March 24	Saturday	at Arizona	Scottsdale	3:10 p.m.	
March 25	Sunday	CHICAGO CUBS	Surprise	2:05 p.m.	
March 26	Monday	at Omaha	Omaha	6:05 p.m.	

TV - Game televised on FOX Sports Kansas City; Radio - Game broadcast on the Royals Radio Network

2017 SPRING TRAINING RESULTS

Date	Day	Opponent	Site	Result	Record	ATT
February 25	Saturday	at Texas	Surprise	W, 7-5	1-0	5,134
February 26	Sunday	TEXAS	Surprise	L, 4-6	1-1	4,556
February 27	Monday	at Seattle	Peoria	W, 14-3 (7)	2-1	3,400
February 28	Tuesday	at Milwaukee	Maryvale	W, 6-3	3-1	1,806
March 1	Wednesday	CHICAGO CUBS	Surprise	L, 3-7	3-2	7,593
March 2	Thursday	COLORADO	Surprise	W, 3-1	4-2	3,897
March 3	Friday	at Los Angeles Dodgers	Glendale	W, 7-2	5-2	6,536
March 4	Saturday	SAN FRANCISCO	Surprise	W, 2-0	6-2	8,006
		at Cincinnati	Goodyear	L, 7-9	6-3	3,043
March 5	Sunday	at San Francisco	Scottsdale	W, 4-3	7-3	11,197
March 6	Monday	ARIZONA	Surprise	L, 1-4	7-4	4,824
March 7	Tuesday	at Cincinnati	Goodyear	L, 3-7	7-5	2,752
March 8	Wednesday	TEAM VENEZUELA	Surprise	L, 0-11	-	3,183
March 10	Friday	OAKLAND	Surprise	L, 7-11	7-6	6,507
March 11	Saturday	at Cleveland	Goodyear	L, 6-7	7-7	8,541
March 12	Sunday	LOS ANGELES DODGERS	Surprise	L, 4-5	7-8	9,197
March 13	Monday	at Colorado	Scottsdale	W, 4-2	8-8	8,613
March 14	Tuesday	LOS ANGELES ANGELS	Surprise	W, 8-4	9-8	7,130
March 15	Wednesday	at Chicago White Sox	Glendale	L, 3-7	9-9	4,821
March 16	Thursday	SEATTLE	Surprise	L, 2-9	9-10	7,023
		at San Diego	Peoria	W, 13-3	10-10	3,714
March 17	Friday	at Milwaukee	Maryvale	W, 8-5	11-10	7,175
March 18	Saturday	CLEVELAND	Surprise	T, 4-4 (10)	11-10-1	7,446
March 19	Sunday	at Chicago Cubs	Mesa	W, 6-2	12-10-1	15,497
March 20	Monday	CINCINNATI	Surprise	L, 6-10	12-11-1	5,917
March 21	Tuesday	at Arizona	Scottsdale	L, 2-4	12-12-1	10,131
March 22	Wednesday	SAN DIEGO	Surprise	W, 6-2	13-12-1	5,809
March 24	Friday	at Seattle	Peoria	L, 3-4	13-13-1	9,017
March 25	Saturday	MILWAUKEE	Surprise	W, 1-0 (10)	14-13-1	8,975
March 26	Sunday	at Los Angeles Angels	Tempe	W, 8-7	15-13-1	8,390
March 27	Monday	at Oakland	Mesa	W, 10-3	16-13-1	5,357
March 28	Tuesday	CHICAGO WHITE SOX	Surprise	W, 7-4	17-13-1	4,224
March 29	Wednesday	TEXAS	Surprise	T, 0-0	17-13-2	4,200
March 31	Friday	at Texas	Arlington	L, 0-3	17-14-2	16,932
April 1	Saturday	at Texas	Arlington	L, 3-5	17-15-2	16,143



SPRING TRAINING YEAR-BY-YEAR RECORDS

1969 - 2017

Year	Home	Road	Other Sites	Total	Pct.	vs. A.L.	vs. N.L.
1969	6-6	4-7	0-2	10-15	.400	7-4	3-11
1970	4-7	3-9	—	7-16	.304	4-5	3-11
1971	4-7	4-9	2-0	10-16	.385	5-6	5-10
1972	5-5	3-6	—	8-11	.421	5-5	3-6
1973	7-4	5-9	—	12-13	.480	6-6	6-7
1974	10-0	3-8	0-1	13-9	.591	10-5	3-4
1975	9-3	4-8	—	13-11	.522	11-5	2-6
1976	6-2	2-3	—	8-5	.615	6-4	2-1
1977	7-6	10-3	—	17-9	.654	11-7	6-2
1978	9-4	3-8	—	12-12	.500	6-9	6-3
1979	7-5	4-8	—	11-13	.458	8-10	3-3
1980	6-6	8-2	—	14-8	.636	7-6	7-2
1981	7-5	4-6	2-0	13-11	.542	10-5	3-6
1982	8-4	2-7-2	—	10-11-2	.476	5-6-1	5-5-1
1983	5-6	5-9	—	10-15	.400	2-10	8-5
1984	7-5-1	6-5-1	1-0	14-10-2	.583	5-6	9-4-2
1985	4-10	8-5	—	12-15	.444	4-9	8-6
1986	6-6-1	5-6	0-2	11-14-1	.440	9-7-1	2-7
1987	6-7	6-5	0-1	12-13	.480	8-6	4-7
1988	10-6	7-7	—	17-13	.567	11-5	6-8
1989	8-6	8-5-2	—	16-11-2	.593	10-4-1	6-7-1
1990	3-3	4-3-1	—	7-6-1	.536	6-5-1	1-1
1991	8-5-1	6-8	—	14-13-1	.518	6-6	8-7-1
1992	6-11	6-7-1	—	12-18-1	.400	6-8	6-10-1
1993	6-8	4-10	2-0	12-18	.400	5-6	7-12
1994	11-3-1	5-11	—	16-14-1	.533	4-6	12-8-1
1995	2-3-1	4-2	—	6-5-1	.545	1-3	5-2-1
1996	6-9	9-5	1-0-1	16-14-1	.532	8-5	8-9-1
1997	7-10	6-7-1	1-1	14-18-1	.439	6-8-1	8-10
1998	8-7-1	6-8	—	14-15-1	.483	5-9-1	9-6
1999	13-4	9-5	—	22-9	.710	10-4	12-5
2000	10-5	8-11	—	18-16	.529	11-8	7-8
2001	10-4	6-7-1	—	16-11-1	.593	8-4	8-7-1
2002	7-6-1	6-9	—	13-15-1	.483	8-6	5-9-1
2003	8-5	10-3	1-2	19-10	.655	11-4	8-6
2004	7-7-1	8-6-1	2-0	17-13-2	.567	6-8-1	11-5-1
2005	7-7-1	5-8-2	2-0	14-15-3	.483	8-7-2	6-8-1
2006	8-6	8-3-2	1-1	17-10-2	.654	8-5-2	9-5
2007	7-7	4-9	0-2	11-18	.379	6-9	5-9
2008	7-6	8-7	1-1	16-14	.533	5-7	11-7
2009	10-4-3	7-9-1	1-1	18-14-4	.563	10-10-1	8-4-3
2010	7-6-2	6-6-2	1-1	14-13-4	.519	11-5-1	3-8-3
2011	10-5	10-5-1	—	20-10-1	.667	9-4-1	11-6
2012	10-5	5-10	1-1	16-16	.500	6-8	10-8
2013	14-2-1	11-5-1	—	25-7-2	.765	12-3-1	13-4-1
2014	5-7-2	7-7	1-1	12-16-2	.433	5-6-2	7-10
2015	7-6-1	12-4	2-0	20-10-1	.661	12-4	8-6-1
2016	10-5	4-15	0-4	14-21	.400	6-12	8-9
2017	6-7-2	11-9	—	17-15-2	.515	6-8-2	11-7
Totals	361-274-15	299-334-19	22-21-1	681-625-40	.521	355-308-19	325-317-21

2018 SCHEDULE

MARCH

25	26	27	28	29 ^{FSKC} 3:15	30	31 ^{FSKC} 6:15
----	----	----	----	----------------------------	----	----------------------------

APRIL

1 ^{FSKC} 1:15	2 ^{FSKC} 12:10	3 ^{FSKC} 12:10	4 ^{FSKC} 12:10	5	6 ^{FSKC} 3:10	7 ^{FSKC} 3:10
8 ^{FSKC} 12:10	9 ^{FSKC} 7:15	10 ^{FSKC} 7:15	11 ^{FSKC} 7:15	12 ^{FSKC} 7:15	13 ^{FSKC} 7:15	14 ^{FSB} 6:15
15 ^{FSKC} 1:15	16 ^{FSKC} 6:07	17 ^{FSKC} 6:07	18 ^{FSKC} 3:07	19	20 ^{FSKC} 6:10	21 ^{FSKC} 12:10
22 ^{FSKC} 12:10	23	24 ^{FSKC} 7:15	25 ^{FSKC} 7:15	26 ^{FSKC} 7:15	27 ^{FSKC} 7:15	28 ^{FSKC} 6:15
29 ^{FSKC} 1:15	30 ^{FSKC} 6:10					

MAY

		1 ^{FSKC} 6:10	2 ^{FSKC} 12:10	3 ^{FSKC} 1:15	4 ^{FSKC} 7:15	5 ^{FSB} 3:15
6 ^{FSKC} 1:15	7	8 ^{FSKC} 6:05	9 ^{FSKC} 6:05	10 ^{FSKC} 6:05	11 ^{FSKC} 6:10	12 ^{FSKC} 3:10
13 ^{FSKC} 12:10	14 ^{FSKC} 6:05	15 ^{FSKC} 7:15	16 ^{FSKC} 1:15	17	18 ^{FSKC} 7:15	19 ^{FSKC} 6:15
20 ^{FSKC} 1:15	21 ^{FSKC} 7:15	22 ^{FSKC} 7:15	23 ^{FSKC} 12:15	24 ^{FSKC} 7:05	25 ^{FSKC} 7:05	26 ^{FSB} 3:05
27 ^{FSKC} 2:05	28 ^{FSKC} 6:15	29 ^{FSKC} 7:15	30 ^{FSKC} 7:15	31		

JUNE

					1 ^{FSKC} 7:15	2 ^{FSKC} 1:15
3 ^{FSKC} 1:15	4 ^{FSKC} 9:07	5 ^{FSKC} 9:07	6 ^{FSKC} 9:07	7 ^{FSKC} 9:05	8 ^{FSKC} 9:05	9 ^{FSKC} 3:05
10 ^{FSKC} 3:05	11	12 ^{FSKC} 7:15	13 ^{FSKC} 7:15	14	15 ^{FSKC} 7:15	16 ^{FSKC} 1:15
17 ^{FSKC} 1:15	18 ^{FSKC} 7:15	19 ^{FSKC} 7:15	20 ^{FSKC} 7:15	21	22 ^{FSKC} 7:10	23 ^{FSKC} 6:15
24 ^{FSKC} 1:10	25	26 ^{FSKC} 7:10	27 ^{FSKC} 1:10	28	29 ^{FSKC} 9:10	30 ^{FSKC} 9:10

RAISED ROYAL

JULY

1 ^{FSKC} 3:10	2 ^{FSKC} 7:15	3 ^{FSKC} 7:15	4 ^{FSKC} 7:15	5	6 ^{FSKC} 7:15	7 ^{FSKC} 6:15
8 ^{FSKC} 1:15	9 ^{FSKC} 7:10	10 ^{FSKC} 7:10	11 ^{FSKC} 12:10	12	13 ^{FSKC} 7:10	14 ^{FSKC} 1:10
15 ^{FSKC} 1:10	16-18 ALL-STAR WEEK 2018			19	20 ^{FSKC} 7:15	21 ^{FSKC} 6:15
22 ^{FSKC} 1:15	23 ^{FSKC} 7:15	24 ^{FSKC} 7:15	25 ^{FSKC} 1:15	26 ^{FSKC} 6:05	27 ^{FSKC} 6:05	28 ^{FSKC} 12:05
29 ^{FSKC} 12:05	30	31 ^{FSKC} 7:10				

AUGUST

			1 ^{FSKC} 7:10	2 ^{FSKC} 1:10	3 ^{FSKC} 7:10	4 ^{FSKC} 6:10
5 ^{FSKC} 1:10	6 ^{FSKC} 7:15	7 ^{FSKC} 7:15	8 ^{FSKC} 7:15	9	10 ^{FSKC} 7:15	11 ^{FSKC} 6:15
12 ^{FSKC} 1:15	13 ^{FSKC} 7:15	14 ^{FSKC} 7:15	15 ^{FSKC} 7:15	16 ^{FSKC} 7:15	17 ^{FSKC} 7:10	18 ^{FSKC} 6:10
19 ^{FSKC} 1:10	20 ^{FSKC} 6:10	21 ^{FSKC} 6:10	22 ^{FSKC} 6:10	23 ^{FSKC} 6:10	24 ^{FSKC} 7:15	25 ^{FSKC} 6:15
26 ^{FSKC} 1:15	27	28 ^{FSKC} 7:15	29 ^{FSKC} 1:15	30	31 ^{FSKC} 7:15	

SEPTEMBER

						1 ^{FSKC} 6:15
2 ^{FSKC} 1:15	3 ^{FSKC} 3:10	4 ^{FSKC} 6:10	5 ^{FSKC} 12:10	6	7 ^{FSKC} 7:10	8 ^{FSKC} 6:10
9 ^{FSKC} 1:10	10 ^{FSKC} 7:15	11 ^{FSKC} 7:15	12 ^{FSKC} 7:15	13 ^{FSKC} 7:15	14 ^{FSKC} 7:15	15 ^{FSB} 6:15
16 ^{FSKC} 1:15	17 ^{FSKC} 6:05	18 ^{FSKC} 6:05	19 ^{FSKC} 6:05	20 ^{FSKC} 6:10	21 ^{FSKC} 6:10	22 ^{FSKC} 5:10
23 ^{FSKC} 12:10	24	25 ^{FSKC} 5:40	26 ^{FSKC} 5:40	27 ^{FSKC} 7:15	28 ^{FSKC} 7:15	29 ^{FSKC} 6:15

 AWAY

 HOME

2018 OFFICIAL DATES AND TIMES ARE SUBJECT TO CHANGE. PLEASE VISIT ROYALS.COM FOR UPDATED INFORMATION.

RADIO BROADCAST GAMES BROADCAST ON KCSP 610 AM. ADDITIONAL STATIONS THROUGHOUT THE MIDWEST ON ROYALS RADIO NETWORK.

FOR TICKETS CALL 816-504-4040 (LOCAL), 1-800-6ROYALS (1-800-676-9257), LOG ON TO ROYALS.COM.

